


CATALOG NO.
SPV1980e
2014



REPLACEMENT PARTS FOR VINTAGE AMERICAN ENGINES

1928 - 1980



Pistons // Rings // Gaskets // Bearings // Valvetrain

www.SealedPowerVintage.com

Vehicle Make Index

AM General Truck	2	GM Car (Incl. Buick, Cad., Chev., Olds., Pontiac)	680
AMC - See American Motors Car		GMC SUV's - See GMC Truck	
American Motors Car (Incl. AMC, Hudson, Nash, Rambler)	2	GMC Truck (Incl. SUV's)	1610
Buick Car - See GM Car		Hudson Car - See American Motors Car	
Cadillac Car - See GM Car		International Truck	1826
Checker	80	Jeep Truck (Incl. Jeep, Willys)	1857
Chevrolet Car - See GM Car		Lincoln Car - See Ford Car	
Chevrolet SUV's - See GMC Truck		Mercury Car - See Ford Car	
Chevrolet Truck - See GMC Truck		Nash - See American Motors Car	
Chrysler Car (Incl. Chrysler, DeSoto, Dodge, Plymouth)	94	Navistar Truck - See International Truck	
Chrysler Motor Home - See Dodge Truck		Oldsmobile Car - See GM Car	
Chrysler SUV's - See Dodge Truck		Packard - See Studebaker Car	
Chrysler Truck - See Dodge Truck		Plymouth Car - See Chrysler Car	
DeSoto - See Chrysler Car		Plymouth SUV's - See Dodge Truck	
Dodge Car - See Chrysler Car		Plymouth Truck - See Dodge Truck	
Dodge SUV's - See Dodge Truck		Pontiac Car - See GM Car	
Dodge Truck (Incl. SUV's)	336	Rambler - See American Motors Car	
Edsel - See Ford Car		Studebaker Car (Incl. Packard, Studebaker)	1905
Fargo Truck - See Dodge Truck		Studebaker Truck	1915
Ford Car (Incl. Edsel, Ford, Lincoln, Mercury)	430	Willys Car	1917
Ford SUV's - See Ford Truck		Willys Truck - See Jeep Truck	
Ford Truck (Incl. SUV's)	582		

AM General Truck

Engine Finding Index

CID	Litres	CC	Block Type	Bore	Valves	Mfg.	Vin	Eng. Code	Fuel Del. Type	Years	Line
232	3.8L	3802cc	OHV L6	3.75"	12	AMC Eng.	E		1 Bbl./Gasoline	1978-1973	1
232	3.8L	3802cc	OHV L6	3.75"	12	AMC Eng.	G		2 Bbl./Gasoline	1978-1972	2
258	4.2L	4229cc	OHV L6	3.75"	12	AMC Eng.	A		1 Bbl./Gasoline	1979-1974	3
258	4.2L	4229cc	OHV L6	3.75"	12	AMC Eng.	C		2 Bbl./Gasoline	1979	4

1 232 3.8L (3802cc) OHV L6 Hi Torque (12 Valve), 3.75" Bore (AMC Eng.), 1 Bbl. "VIN E" 1978-1973

QTY	GASKETS	YEARS	PART NO.	DESCRIPTION
1	Kit Gasket Set	78-73	260-1007	VINTAGE; Premium valve stem seals incl.

2 232 3.8L (3802cc) OHV L6 Hi Torque (12 Valve), 3.75" Bore (AMC Eng.), 2 Bbl. "VIN G" 1978-1972

QTY	GASKETS	YEARS	PART NO.	DESCRIPTION
1	Kit Gasket Set	78-72	260-1007	VINTAGE; Premium valve stem seals incl.

3 258 4.2L (4229cc) OHV L6 (12 Valve), 3.75" Bore (AMC Eng.), 1 Bbl. "VIN A" 1979-1974

QTY	CAMSHAFT/LIFTER	YEARS	PART NO.	DESCRIPTION
1	Camshaft	79-74	CS-652	VINTAGE; Hydraulic, (050) Duration at .050 Lobe Lift, 185 Exh., 185 Int., 110 Degrees Lobe Separation
1	Prelube		55-403 Std Only	1.5 oz. packet
1	Prelube		55-400 Std Only	4 oz. bottle; 1.5 oz. packet No. 55-403 also avail.

QTY	GASKETS	YEARS	PART NO.	DESCRIPTION
1	Kit Gasket Set	79-74	260-1007	VINTAGE; Premium valve stem seals incl.

4 258 4.2L (4229cc) OHV L6 (12 Valve), 3.75" Bore (AMC Eng.), 2 Bbl. "VIN C" 1979

QTY	GASKETS	YEARS	PART NO.	DESCRIPTION
1	Kit Gasket Set	79	260-1007	VINTAGE; Premium valve stem seals incl.

AMC - See American Motors Car

American Motors Car (Incl. AMC, Hudson, Nash, Rambler)

Engine Finding Index

CID	Litres	CC	Block Type	Bore	Valves	Mfg.	Vin	Eng. Code	Mfg. Div.	Fuel Del. Type	Years	Line
172.6	2.8L	2829cc	L-HEAD L6	3.125"	12	AMC Eng.			Nash	1 Bbl./Gasoline	1952-1946	1
184	3.0L	3016cc	L-HEAD L6	3.125"	12	AMC Eng.			Nash	1 Bbl./Gasoline	1953	2
195.6	3.2L	3206cc	L-HEAD L6	3.125"	12	AMC Eng.	A		AMC	1 Bbl./Gasoline	1965-1960	3
195.6	3.2L	3206cc	L-HEAD L6	3.125"	12	AMC Eng.			AMC	1 Bbl./Gasoline	1959-1952	4
195.6	3.2L	3206cc	L-HEAD L6	3.125"	12	AMC Eng.			AMC	2 Bbl./Gasoline	1959-1956	5
195.6	3.2L	3206cc	L-HEAD L6	3.125"	12	AMC Eng.			AMC	2-1 Bbl./Gasoline	1955-1953	6
195.6	3.2L	3206cc	OHV L6	3.125"	12	AMC Eng.	B		AMC	1 Bbl./Gasoline	1965-1960	7
195.6	3.2L	3206cc	OHV L6	3.125"	12	AMC Eng.	B		AMC	2 Bbl./Gasoline	1965-1960	8
195.6	3.2L	3206cc	OHV L6	3.125"	12	AMC Eng.	C		AMC	1 Bbl./Gasoline	1965-1960	9
195.6	3.2L	3206cc	OHV L6	3.125"	12	AMC Eng.	C		AMC	2 Bbl./Gasoline	1965-1960	10
195.6	3.2L	3206cc	OHV L6	3.125"	12	AMC Eng.			AMC	1 Bbl./Gasoline	1959-1958	11
195.6	3.2L	3206cc	OHV L6	3.125"	12	AMC Eng.			AMC	2 Bbl./Gasoline	1959-1958	12
199	3.3L	3261cc	OHV L6	3.75"	12	AMC Eng.	A			1 Bbl./Gasoline	1970-1966	13
199	3.3L	3261cc	OHV L6	3.75"	12	AMC Eng.	B			1 Bbl./Gasoline	1970	14
199	3.3L	3261cc	OHV L6	3.75"	12	AMC Eng.	E			1 Bbl./Gasoline	1966	15
199	3.3L	3261cc	OHV L6	3.75"	12	AMC Eng.	J			1 Bbl./Gasoline	1969-1965	16
199	3.3L	3261cc	OHV L6	3.75"	12	AMC Eng.	P			1 Bbl./Gasoline	1969-1968	17
232	3.8L	3802cc	OHV L6	3.75"	12	AMC Eng.	B			1 Bbl./Gasoline	1969-1966	18
232	3.8L	3802cc	OHV L6	3.75"	12	AMC Eng.	C			2 Bbl./Gasoline	1969-1968	19
232	3.8L	3802cc	OHV L6	3.75"	12	AMC Eng.	E			1 Bbl./Gasoline	1979-1967	20
232	3.8L	3802cc	OHV L6	3.75"	12	AMC Eng.	F			1 Bbl./Gasoline	1971-1966	21
232	3.8L	3802cc	OHV L6	3.75"	12	AMC Eng.	G			2 Bbl./Gasoline	1971-1966	22
232	3.8L	3802cc	OHV L6	3.75"	12	AMC Eng.	L			1 Bbl./Gasoline	1968-1964	23
232	3.8L	3802cc	OHV L6	3.75"	12	AMC Eng.	L			2 Bbl./Gasoline	1968-1964	24
232	3.8L	3802cc	OHV L6	3.75"	12	AMC Eng.	M			1 Bbl./Gasoline	1969	25
232	3.8L	3802cc	OHV L6	3.75"	12	AMC Eng.	M			2 Bbl./Gasoline	1967-1966	26
232	3.8L	3802cc	OHV L6	3.75"	12	AMC Eng.	P			1 Bbl./Gasoline	1969-1967	27
232	3.8L	3802cc	OHV L6	3.75"	12	AMC Eng.	Q			2 Bbl./Gasoline	1971-1970	28
232	3.8L	3802cc	OHV L6	3.75"	12	AMC Eng.	S			1 Bbl./Gasoline	1967	29
232	3.8L	3802cc	OHV L6	3.75"	12	AMC Eng.	S			2 Bbl./Gasoline	1966-1965	30
232	3.8L	3802cc	OHV L6	3.75"	12	AMC Eng.	T			2 Bbl./Gasoline	1967	31
232	3.8L	3802cc	OHV L6	3.75"	12	AMC Eng.	V			1 Bbl./Gasoline	1966	32
232	3.8L	3802cc	OHV L6	3.75"	12	AMC Eng.	W			1 Bbl./Gasoline	1965	33
250	4.1L	4097cc	OHV V8	3.5"	16	AMC Eng.			AMC	2 Bbl./Gasoline	1961-1956	34

(continued on next page)

American Motors Car (Incl. AMC, Hudson, Nash, Rambler)

Engine Finding Index

CID	Litres	CC	Block Type	Bore	Valves	Mfg.	Vin	Eng. Code	Mfg. Div.	Fuel Del. Type	Years	Line
250	4.1L	4097cc	OHV V8	3.5"	16	AMC Eng.			AMC	4 Bbl./Gasoline	1959-1957	35
258	4.2L	4229cc	OHV L6	3.75"	12	AMC Eng.	A			1 Bbl./Gasoline	1979-1971	36
258	4.2L	4229cc	OHV L6	3.75"	12	AMC Eng.	B			1 Bbl./Gasoline	1971	37
258	4.2L	4229cc	OHV L6	3.75"	12	AMC Eng.	C			2 Bbl./Gasoline	1980-1976	38
287	4.7L	4703cc	OHV V8	3.75"	16	AMC Eng.	H			2 Bbl./Gasoline	1966	39
287	4.7L	4703cc	OHV V8	3.75"	16	AMC Eng.	N			2 Bbl./Gasoline	1966	40
287	4.7L	4703cc	OHV V8	3.75"	16	AMC Eng.	T			2 Bbl./Gasoline	1966	41
287	4.7L	4703cc	OHV V8	3.75"	16	AMC Eng.				2 Bbl./Gasoline	1965-1963	42
290	4.7L	4753cc	OHV V8	3.75"	16	AMC Eng.	C			2 Bbl./Gasoline	1967-1966	43
290	4.7L	4753cc	OHV V8	3.75"	16	AMC Eng.	D			4 Bbl./Gasoline	1967-1966	44
290	4.7L	4753cc	OHV V8	3.75"	16	AMC Eng.	H			2 Bbl./Gasoline	1969-1966	45
290	4.7L	4753cc	OHV V8	3.75"	16	AMC Eng.	M			2 Bbl./Gasoline	1969-1968	46
290	4.7L	4753cc	OHV V8	3.75"	16	AMC Eng.	N			4 Bbl./Gasoline	1969-1966	47
290	4.7L	4753cc	OHV V8	3.75"	16	AMC Eng.	U			2 Bbl./Gasoline	1967	48
304	5.0L	4982cc	OHV V8	3.75"	16	AMC Eng.	H			2 Bbl./Gasoline	1979-1970	49
304	5.0L	4982cc	OHV V8	3.75"	16	AMC Eng.	I			2 Bbl./Gasoline	1971-1970	50
304	5.0L	4982cc	OHV V8	3.75"	16	AMC Eng.	M			2 Bbl./Gasoline	1974-1971	51
327	5.4L	5360cc	OHV V8	4"	16	AMC Eng.	J			2 Bbl./Gasoline	1966	52
327	5.4L	5360cc	OHV V8	4"	16	AMC Eng.	K			4 Bbl./Gasoline	1966	53
327	5.4L	5360cc	OHV V8	4"	16	AMC Eng.	P			2 Bbl./Gasoline	1966	54
327	5.4L	5360cc	OHV V8	4"	16	AMC Eng.	Q			4 Bbl./Gasoline	1966	55
327	5.4L	5360cc	OHV V8	4"	16	AMC Eng.	U			4 Bbl./Gasoline	1966	56
327	5.4L	5360cc	OHV V8	4"	16	AMC Eng.	W			2 Bbl./Gasoline	1966	57
327	5.4L	5360cc	OHV V8	4"	16	AMC Eng.				2 Bbl./Gasoline	1965-1960	58
327	5.4L	5360cc	OHV V8	4"	16	AMC Eng.				4 Bbl./Gasoline	1965-1956	59
343	5.6L	5585cc	OHV V8	4.08"	16	AMC Eng.	J			2 Bbl./Gasoline	1967	60
343	5.6L	5585cc	OHV V8	4.08"	16	AMC Eng.	K			4 Bbl./Gasoline	1967	61
343	5.6L	5585cc	OHV V8	4.08"	16	AMC Eng.	Q			4 Bbl./Gasoline	1967	62
343	5.6L	5585cc	OHV V8	4.08"	16	AMC Eng.	R			2 Bbl./Gasoline	1967	63
343	5.6L	5585cc	OHV V8	4.08"	16	AMC Eng.	S			2 Bbl./Gasoline	1969-1968	64
343	5.6L	5585cc	OHV V8	4.08"	16	AMC Eng.	T			4 Bbl./Gasoline	1969-1968	65
343	5.6L	5585cc	OHV V8	4.08"	16	AMC Eng.	V			2 Bbl./Gasoline	1967	66
343	5.6L	5585cc	OHV V8	4.08"	16	AMC Eng.	W			4 Bbl./Gasoline	1967	67
343	5.6L	5585cc	OHV V8	4.08"	16	AMC Eng.	X			4 Bbl./Gasoline	1969-1967	68
343	5.6L	5585cc	OHV V8	4.08"	16	AMC Eng.	Z			4 Bbl./Gasoline	1969-1967	69
360	5.9L	5899cc	OHV V8	4.08"	16	AMC Eng.	H			2 Bbl./Gasoline	1971	70
360	5.9L	5899cc	OHV V8	4.08"	16	AMC Eng.	N			2 Bbl./Gasoline	1978-1970	71
360	5.9L	5899cc	OHV V8	4.08"	16	AMC Eng.	P			4 Bbl./Gasoline	1976-1970	72
390	6.4L	6391cc	OHV V8	4.165"	16	AMC Eng.	W			2 Bbl./Gasoline	1969-1968	73
390	6.4L	6391cc	OHV V8	4.165"	16	AMC Eng.	X			4 Bbl./Gasoline	1970-1968	74
390	6.4L	6391cc	OHV V8	4.165"	16	AMC Eng.	Y			4 Bbl./Gasoline	1970	75
401	6.6L	6571cc	OHV V8	4.165"	16	AMC Eng.	Z			4 Bbl./Gasoline	1976-1971	76

172.6 2.8L (2829cc) L-HEAD L6 (12 Valve) (Nash), 3.125" Bore (AMC Eng.), 1 Bbl. 1952-1946 **1**

QTY	SLEEVE	YEARS	PART NO.	DESCRIPTION
6	Repair Sleeve	52-46	SL-9M Std Only	VINTAGE; 3/32" wall, must be cut to correct length

184 3.0L (3016cc) L-HEAD L6 (12 Valve) (Nash), 3.125" Bore (AMC Eng.), 1 Bbl. 1953 **2**

QTY	SLEEVE	YEARS	PART NO.	DESCRIPTION
6	Repair Sleeve	53	SL-9M Std Only	VINTAGE; 3/32" wall, must be cut to correct length

195.6 3.2L (3206cc) L-HEAD L6 (12 Valve) (AMC), 3.125" Bore (AMC Eng.), 1 Bbl. "VIN A" 1965-1960 **3**

QTY	TIMING	YEARS	PART NO.	DESCRIPTION
1	Timing Chain	64-62	222-354	VINTAGE; Alum. eng.; 3/4" sprockets; Silent type; 1" wide chain; 56 Links
QTY	VALVE SEAT	YEARS	PART NO.	DESCRIPTION
6	Seat	65-60	245-1562-1 Std Only	Loc. Int.; 1.5675" OD, 1.3125" ID, 0.2160" Depth
6	Seat	65-60	245-1562-1N Std Only	Loc. Int.; Premium Material; 1.5675" OD, 1.3125" ID, 0.2160" Depth
6	Seat	65-60	245-1375-4 Std Only	VINTAGE; Loc. Exh.; 1.3795" OD, 1.1250" ID, 0.1855" Depth

195.6 3.2L (3206cc) L-HEAD L6 (12 Valve) (AMC), 3.125" Bore (AMC Eng.), 1 Bbl. 1959-1952 **4**

QTY	VALVE SEAT	YEARS	PART NO.	DESCRIPTION
6	Seat	59-57	245-1562-1 Std Only	Loc. Int.; 1.5675" OD, 1.3125" ID, 0.2160" Depth
6	Seat	59-57	245-1562-1N Std Only	Loc. Int.; Premium Material; 1.5675" OD, 1.3125" ID, 0.2160" Depth
6	Seat	59-57	245-1375-4 Std Only	VINTAGE; Loc. Exh.; 1.3795" OD, 1.1250" ID, 0.1855" Depth

(continued on next page)

American Motors Car (Incl. AMC, Hudson, Nash, Rambler)

4 195.6 3.2L (3206cc) L-HEAD L6 (12 Valve) (AMC), 3.125" Bore (AMC Eng.), 1 Bbl. 1959-1952						
(cont.)						
VALVE TRAIN	QTY	VALVE SEAT (cont.)	YEARS	PART NO.	DESCRIPTION	
	6	Seat	56	245-1562-1 Std Only	Nash Rambler Base; Loc. Int.; 1.5675" OD, 1.3125" ID, 0.2160" Depth	
	6	Seat	56	245-1562-1N Std Only	Nash Rambler Base; Loc. Int.; Premium Material; 1.5675" OD, 1.3125" ID, 0.2160" Depth	
	6	Seat	56	245-1375-4 Std Only	Nash Rambler Base; VINTAGE; Loc. Exh.; 1.3795" OD, 1.1250" ID, 0.1855" Depth	
	6	Seat	55	245-1562-1 Std Only	Exc. Hudson Rambler Base; Loc. Int.; 1.5675" OD, 1.3125" ID, 0.2160" Depth	
	6	Seat	55	245-1562-1N Std Only	Exc. Hudson Rambler Base; Loc. Int.; Premium Material; 1.5675" OD, 1.3125" ID, 0.2160" Depth	
	6	Seat	55	245-1375-4 Std Only	Exc. Hudson Rambler Base; VINTAGE; Loc. Exh.; 1.3795" OD, 1.1250" ID, 0.1855" Depth	
	6	Seat	54-53	245-1562-1 Std Only	Nash Statesman Base; Loc. Int.; 1.5675" OD, 1.3125" ID, 0.2160" Depth	
	6	Seat	54-53	245-1562-1N Std Only	Nash Statesman Base; Loc. Int.; Premium Material; 1.5675" OD, 1.3125" ID, 0.2160" Depth	
	6	Seat	54-53	245-1375-4 Std Only	Nash Statesman Base; VINTAGE; Loc. Exh.; 1.3795" OD, 1.1250" ID, 0.1855" Depth	
	6	Seat	52	245-1562-1 Std Only	Loc. Int.; 1.5675" OD, 1.3125" ID, 0.2160" Depth	
	6	Seat	52	245-1562-1N Std Only	Loc. Int.; Premium Material; 1.5675" OD, 1.3125" ID, 0.2160" Depth	
6	Seat	52	245-1375-4 Std Only	VINTAGE; Loc. Exh.; 1.3795" OD, 1.1250" ID, 0.1855" Depth		
	QTY	SLEEVE	YEARS	PART NO.	DESCRIPTION	
	6	Repair Sleeve	55-53	SL-9M Std Only	Nash Statesman Base; VINTAGE; 3/32" wall, must be cut to correct length	
6	Repair Sleeve	52	SL-9M Std Only	VINTAGE; 3/32" wall, must be cut to correct length		
5 195.6 3.2L (3206cc) L-HEAD L6 (12 Valve) (AMC), 3.125" Bore (AMC Eng.), 2 Bbl. 1959-1956						
	QTY	VALVE SEAT	YEARS	PART NO.	DESCRIPTION	
	6	Seat	59-56	245-1562-1 Std Only	Loc. Int.; 1.5675" OD, 1.3125" ID, 0.2160" Depth	
	6	Seat	59-56	245-1562-1N Std Only	Loc. Int.; Premium Material; 1.5675" OD, 1.3125" ID, 0.2160" Depth	
6	Seat	59-56	245-1375-4 Std Only	VINTAGE; Loc. Exh.; 1.3795" OD, 1.1250" ID, 0.1855" Depth		
6 195.6 3.2L (3206cc) L-HEAD L6 (12 Valve) (AMC), 3.125" Bore (AMC Eng.), 2-1 Bbl. 1955-1953						
	QTY	VALVE SEAT	YEARS	PART NO.	DESCRIPTION	
	6	Seat	55-53	245-1562-1 Std Only	Loc. Int.; 1.5675" OD, 1.3125" ID, 0.2160" Depth	
	6	Seat	55-53	245-1562-1N Std Only	Loc. Int.; Premium Material; 1.5675" OD, 1.3125" ID, 0.2160" Depth	
6	Seat	55-53	245-1375-4 Std Only	VINTAGE; Loc. Exh.; 1.3795" OD, 1.1250" ID, 0.1855" Depth		
	QTY	SLEEVE	YEARS	PART NO.	DESCRIPTION	
	6	Repair Sleeve	55-53	SL-9M Std Only	VINTAGE; 3/32" wall, must be cut to correct length	
7 195.6 3.2L (3206cc) OHV L6 (12 Valve) (AMC), 3.125" Bore (AMC Eng.), 1 Bbl. "VIN B" 1965-1960						
VALVE TRAIN	QTY	TIMING	YEARS	PART NO.	DESCRIPTION	
	1	Timing Chain	64-61	222-354	VINTAGE; w/Alum. block; w/3/4" sprocket; Silent type; 1" wide chain; 56 Links	
	1	Timing Chain	61	222-354	American Motors Custom Base; VINTAGE; Alum. eng.; 3/4" sprockets; Silent type; 1" wide chain; 56 Links	
		QTY	CAMSHAFT/LIFTER	YEARS	PART NO.	DESCRIPTION
		12	Lifter	64-61	HT-2011 Std Only	w/Alum. block; Hyd.; w/2 grooves
		12	Lifter	64-61	HT-2011R Std Only	w/Alum. block; Speed-Pro Hi-Revolution Hyd.
	12	Lifter, Bulk	64-61	HT-2011B Std Only	w/Alum. block; Hyd.; w/2 grooves; Carton of 117	
		QTY	VALVE GUIDE	YEARS	PART NO.	DESCRIPTION
		6	Guide	65-61	VG-5006 Std Only	Loc. Exh.; w/Alum. block; Plain; 0.3440" ID, 2.3750" O.A.L
		6	Guide	65-61	VG-5006T Std Only	Loc. Exh.; w/Alum. block; Threaded; 0.3425" ID, 2.3800" O.A.L
		6	Guide, Bulk	65-61	VG-5006B Std Only	Loc. Exh.; w/Alum. block; Plain; Carton of 50; 0.3440" ID, 2.3750" O.A.L
		6	Guide, Bulk	65-61	VG-5006TB Std Only	Loc. Exh.; w/Alum. block; Threaded; Carton of 100; 0.3425" ID, 2.3800" O.A.L
	QTY	VALVE SEAL	YEARS	PART NO.	DESCRIPTION	
	1	Valve Stem Seal	65-60	ST-2001 Std Only	Positive type; Installation requires valve guide machining; (RBBTF) Rubber/PTFE	
1	Valve Stem Seal	65-60	MV-1765 Std Only	VINTAGE; Umbrella type; Carton of 100; (RBB) Rubber		

(continued on next page)

American Motors Car (Incl. AMC, Hudson, Nash, Rambler)

195.6 3.2L (3206cc) OHV L6 (12 Valve) (AMC), 3.125" Bore (AMC Eng.), 1 Bbl. "VIN B" 1965-1960 **7**
(cont.)

QTY	VALVE SEAL (cont.)	YEARS	PART NO.	DESCRIPTION
1	Valve Stem Seal Bulk	65-60	ST-2001BC Std Only	Positive type; Installation requires valve guide machining; Carton of 100; (RBBTF) Rubber/PTFE
QTY	VALVE SEAT	YEARS	PART NO.	DESCRIPTION
6	Seat	65-60	245-1437-3 Std Only	Loc. Exh.; w/Cast iron block; 1.4425" OD, 1.1880" ID, 0.2160" Depth
6	Seat	65-60	245-1437-3N Std Only	Loc. Exh.; w/Cast iron block; Premium Material; 1.4425" OD, 1.1880" ID, 0.2160" Depth
6	Seat	65-60	245-1625-1 Std Only	Loc. Int.; 1.6300" OD, 1.3750" ID, 0.2160" Depth
6	Seat	65-60	245-1625-1N Std Only	Loc. Int.; Premium Material; 1.6300" OD, 1.3750" ID, 0.2160" Depth
QTY	VALVE, MISC	YEARS	PART NO.	DESCRIPTION
12	Keeper	65-60	VK-115A Std Only	Loc. Int.; 1 groove; Square cut key groove; Carton pack 24
12	Keeper	65-60	VK-115 Std Only	Loc. Int.; 1 groove; Square cut key groove; Carton pack 32
12	Keeper	65-60	VK-115R Std Only	Loc. Int.; 1 groove; Square cut key groove; Hardened
12	Keeper, Bulk	65-60	VK-115B Std Only	Loc. Int.; 1 groove; Square cut key groove; Carton of 1000
QTY	FREEZE PLUGS	YEARS	PART NO.	DESCRIPTION
1	Brass Block Plug Kit	65-60	381-8000	Incl. 6, 2" OD brass cup plugs for 4, 5, & 6 plug engines
1	Steel Shallow Cup Freeze Plug	65-60	381-2170	VINTAGE; 2.141" Diameter

195.6 3.2L (3206cc) OHV L6 (12 Valve) (AMC), 3.125" Bore (AMC Eng.), 2 Bbl. "VIN B" 1965-1960 **8**

QTY	TIMING	YEARS	PART NO.	DESCRIPTION
1	Timing Chain	64-62	222-354	VINTAGE; w/Alum. block; w/3/4" sprocket; Silent type; 1" wide chain; 56 Links
QTY	CAMSHAFT/LIFTER	YEARS	PART NO.	DESCRIPTION
12	Lifter	64-61	HT-2011 Std Only	w/Alum. block; Hyd.; w/2 grooves
12	Lifter	64-61	HT-2011R Std Only	w/Alum. block; Speed-Pro Hi-Revolution Hyd.
12	Lifter, Bulk	64-61	HT-2011B Std Only	w/Alum. block; Hyd.; w/2 grooves; Carton of 117
QTY	VALVE GUIDE	YEARS	PART NO.	DESCRIPTION
6	Guide	65-61	VG-5006 Std Only	Loc. Exh.; w/Alum. block; Plain; 0.3440" ID, 2.3750" O.A.L
6	Guide	65-61	VG-5006T Std Only	Loc. Exh.; w/Alum. block; Threaded; 0.3425" ID, 2.3800" O.A.L
6	Guide, Bulk	65-61	VG-5006B Std Only	Loc. Exh.; w/Alum. block; Plain; Carton of 50; 0.3440" ID, 2.3750" O.A.L
6	Guide, Bulk	65-61	VG-5006TB Std Only	Loc. Exh.; w/Alum. block; Threaded; Carton of 100; 0.3425" ID, 2.3800" O.A.L
QTY	VALVE SEAL	YEARS	PART NO.	DESCRIPTION
1	Valve Stem Seal	65-60	ST-2001 Std Only	Positive type; Installation requires valve guide machining; (RBBTF) Rubber/PTFE
1	Valve Stem Seal	65-60	MV-1765 Std Only	VINTAGE; Umbrella type; Carton of 100; (RBB) Rubber
1	Valve Stem Seal Bulk	65-60	ST-2001BC Std Only	Positive type; Installation requires valve guide machining; Carton of 100; (RBBTF) Rubber/PTFE
QTY	VALVE SEAT	YEARS	PART NO.	DESCRIPTION
6	Seat	65-60	245-1437-3 Std Only	Loc. Exh.; w/Cast iron block; 1.4425" OD, 1.1880" ID, 0.2160" Depth
6	Seat	65-60	245-1437-3N Std Only	Loc. Exh.; w/Cast iron block; Premium Material; 1.4425" OD, 1.1880" ID, 0.2160" Depth
6	Seat	65-60	245-1625-1 Std Only	Loc. Int.; 1.6300" OD, 1.3750" ID, 0.2160" Depth
6	Seat	65-60	245-1625-1N Std Only	Loc. Int.; Premium Material; 1.6300" OD, 1.3750" ID, 0.2160" Depth
QTY	VALVE, MISC	YEARS	PART NO.	DESCRIPTION
12	Keeper	65-60	VK-115A Std Only	Loc. Int.; 1 groove; Square cut key groove; Carton pack 24
12	Keeper	65-60	VK-115 Std Only	Loc. Int.; 1 groove; Square cut key groove; Carton pack 32
12	Keeper	65-60	VK-115R Std Only	Loc. Int.; 1 groove; Square cut key groove; Hardened
12	Keeper, Bulk	65-60	VK-115B Std Only	Loc. Int.; 1 groove; Square cut key groove; Carton of 1000
QTY	FREEZE PLUGS	YEARS	PART NO.	DESCRIPTION
1	Brass Block Plug Kit	65-60	381-8000	Incl. 6, 2" OD brass cup plugs for 4, 5, & 6 plug engines
1	Steel Shallow Cup Freeze Plug	65-60	381-2170	VINTAGE; 2.141" Diameter

195.6 3.2L (3206cc) OHV L6 (12 Valve) (AMC), 3.125" Bore (AMC Eng.), 1 Bbl. "VIN C" 1965-1960 **9**

QTY	TIMING	YEARS	PART NO.	DESCRIPTION
1	Timing Chain	64-62	222-354	VINTAGE; w/Alum. block; w/3/4" sprocket; Silent type; 1" wide chain; 56 Links
1	Timing Chain	61	222-354	Exc. American Motors Custom Base; VINTAGE; Alum. eng.; 3/4" sprockets; Silent type; 1" wide chain; 56 Links
1	Timing Chain	61	222-354	American Motors Custom Base; VINTAGE; w/Alum. block; w/3/4" sprocket; Silent type; 1" wide chain; 56 Links
QTY	CAMSHAFT/LIFTER	YEARS	PART NO.	DESCRIPTION
12	Lifter	64-61	HT-2011 Std Only	w/Alum. block; Hyd.; w/2 grooves

(continued on next page)

American Motors Car (Incl. AMC, Hudson, Nash, Rambler)

9 195.6 3.2L (3206cc) OHV L6 (12 Valve) (AMC), 3.125" Bore (AMC Eng.), 1 Bbl. "VIN C" 1965-1960 (cont.)

VALVE TRAIN	QTY	CAMSHAFT/LIFTER	YEARS	PART NO.	DESCRIPTION	VALVE TRAIN
	12	Lifter	64-61	HT-2011R Std Only	w/Alum. block; Speed-Pro Hi-Revolution Hyd.	
	12	Lifter, Bulk	64-61	HT-2011B Std Only	w/Alum. block; Hyd.; w/2 grooves; Carton of 117	
	6	VALVE GUIDE	YEARS	PART NO.	DESCRIPTION	
	6	Guide	65-61	VG-5006 Std Only	Loc. Exh.; w/Alum. block; Plain; 0.3440" ID, 2.3750" O.A.L	
	6	Guide	65-61	VG-5006T Std Only	Loc. Exh.; w/Alum. block; Threaded; 0.3425" ID, 2.3800" O.A.L	
	6	Guide, Bulk	65-61	VG-5006B Std Only	Loc. Exh.; w/Alum. block; Plain; Carton of 50; 0.3440" ID, 2.3750" O.A.L	
	6	Guide, Bulk	65-61	VG-5006TB Std Only	Loc. Exh.; w/Alum. block; Threaded; Carton of 100; 0.3425" ID, 2.3800" O.A.L	
	1	VALVE SEAL	YEARS	PART NO.	DESCRIPTION	
	1	Valve Stem Seal	65-60	ST-2001 Std Only	Positive type; Installation requires valve guide machining; (RBBTF) Rubber/PTFE	
	1	Valve Stem Seal	65-60	MV-1765 Std Only	VINTAGE; Umbrella type; Carton of 100; (RBB) Rubber	
	1	Valve Stem Seal Bulk	65-60	ST-2001BC Std Only	Positive type; Installation requires valve guide machining; Carton of 100; (RBBTF) Rubber/PTFE	
	6	VALVE SEAT	YEARS	PART NO.	DESCRIPTION	
	6	Seat	65-60	245-1437-3 Std Only	Loc. Exh.; w/Cast iron block; 1.4425" OD, 1.1880" ID, 0.2160" Depth	
	6	Seat	65-60	245-1437-3N Std Only	Loc. Exh.; w/Cast iron block; Premium Material; 1.4425" OD, 1.1880" ID, 0.2160" Depth	
	6	Seat	65-60	245-1625-1 Std Only	Loc. Int.; 1.6300" OD, 1.3750" ID, 0.2160" Depth	
	6	Seat	65-60	245-1625-1N Std Only	Loc. Int.; Premium Material; 1.6300" OD, 1.3750" ID, 0.2160" Depth	
	12	VALVE, MISC	YEARS	PART NO.	DESCRIPTION	
	12	Keeper	65-60	VK-115A Std Only	Loc. Int.; 1 groove; Square cut key groove; Carton pack 24	
	12	Keeper	65-60	VK-115 Std Only	Loc. Int.; 1 groove; Square cut key groove; Carton pack 32	
	12	Keeper	65-60	VK-115R Std Only	Loc. Int.; 1 groove; Square cut key groove; Hardened	
	12	Keeper, Bulk	65-60	VK-115B Std Only	Loc. Int.; 1 groove; Square cut key groove; Carton of 1000	
	1	FREEZE PLUGS	YEARS	PART NO.	DESCRIPTION	
	1	Brass Block Plug Kit	65-60	381-8000	Incl. 6, 2" OD brass cup plugs for 4, 5, & 6 plug engines	
	1	Steel Shallow Cup Freeze Plug	65-60	381-2170	VINTAGE; 2.141" Diameter	

10 195.6 3.2L (3206cc) OHV L6 (12 Valve) (AMC), 3.125" Bore (AMC Eng.), 2 Bbl. "VIN C" 1965-1960

VALVE TRAIN	QTY	TIMING	YEARS	PART NO.	DESCRIPTION	VALVE TRAIN
	1	Timing Chain	64-62	222-354	VINTAGE; w/Alum. block; w/3/4" sprocket; Silent type; 1" wide chain; 56 Links	
	12	CAMSHAFT/LIFTER	YEARS	PART NO.	DESCRIPTION	
	12	Lifter	64-61	HT-2011 Std Only	w/Alum. block; Hyd.; w/2 grooves	
	12	Lifter	64-61	HT-2011R Std Only	w/Alum. block; Speed-Pro Hi-Revolution Hyd.	
	12	Lifter, Bulk	64-61	HT-2011B Std Only	w/Alum. block; Hyd.; w/2 grooves; Carton of 117	
	6	VALVE GUIDE	YEARS	PART NO.	DESCRIPTION	
	6	Guide	65-61	VG-5006 Std Only	Loc. Exh.; w/Alum. block; Plain; 0.3440" ID, 2.3750" O.A.L	
	6	Guide	65-61	VG-5006T Std Only	Loc. Exh.; w/Alum. block; Threaded; 0.3425" ID, 2.3800" O.A.L	
	6	Guide, Bulk	65-61	VG-5006B Std Only	Loc. Exh.; w/Alum. block; Plain; Carton of 50; 0.3440" ID, 2.3750" O.A.L	
	6	Guide, Bulk	65-61	VG-5006TB Std Only	Loc. Exh.; w/Alum. block; Threaded; Carton of 100; 0.3425" ID, 2.3800" O.A.L	
	1	VALVE SEAL	YEARS	PART NO.	DESCRIPTION	
	1	Valve Stem Seal	65-60	ST-2001 Std Only	Positive type; Installation requires valve guide machining; (RBBTF) Rubber/PTFE	
	1	Valve Stem Seal	65-60	MV-1765 Std Only	VINTAGE; Umbrella type; Carton of 100; (RBB) Rubber	
	1	Valve Stem Seal Bulk	65-60	ST-2001BC Std Only	Positive type; Installation requires valve guide machining; Carton of 100; (RBBTF) Rubber/PTFE	
	6	VALVE SEAT	YEARS	PART NO.	DESCRIPTION	
	6	Seat	65-60	245-1437-3 Std Only	Loc. Exh.; w/Cast iron block; 1.4425" OD, 1.1880" ID, 0.2160" Depth	
	6	Seat	65-60	245-1437-3N Std Only	Loc. Exh.; w/Cast iron block; Premium Material; 1.4425" OD, 1.1880" ID, 0.2160" Depth	
	6	Seat	65-60	245-1625-1 Std Only	Loc. Int.; 1.6300" OD, 1.3750" ID, 0.2160" Depth	
	6	Seat	65-60	245-1625-1N Std Only	Loc. Int.; Premium Material; 1.6300" OD, 1.3750" ID, 0.2160" Depth	
	12	VALVE, MISC	YEARS	PART NO.	DESCRIPTION	
	12	Keeper	65-60	VK-115A Std Only	Loc. Int.; 1 groove; Square cut key groove; Carton pack 24	
	12	Keeper	65-60	VK-115 Std Only	Loc. Int.; 1 groove; Square cut key groove; Carton pack 32	
	12	Keeper	65-60	VK-115R Std Only	Loc. Int.; 1 groove; Square cut key groove; Hardened	

(continued on next page)

American Motors Car (Incl. AMC, Hudson, Nash, Rambler)

195.6 3.2L (3206cc) OHV L6 (12 Valve) (AMC), 3.125" Bore (AMC Eng.), 2 Bbl. "VIN C" 1965-1960 10
(cont.)

QTY	VALVE, MISC (cont.)	YEARS	PART NO.	DESCRIPTION
12	Keeper, Bulk	65-60	VK-115B Std Only	Loc. Int.; 1 groove; Square cut key groove; Carton of 1000
1	Brass Block Plug Kit	65-60	381-8000	Incl. 6, 2" OD brass cup plugs for 4, 5, & 6 plug engines
1	Steel Shallow Cup Freeze Plug	65-60	381-2170	VINTAGE; 2.141" Diameter

195.6 3.2L (3206cc) OHV L6 (12 Valve) (AMC), 3.125" Bore (AMC Eng.), 1 Bbl. 1959-1958 11

QTY	VALVE SEAL	YEARS	PART NO.	DESCRIPTION
1	Valve Stem Seal	59-58	ST-2001 Std Only	Positive type; Installation requires valve guide machining; (RBBTF) Rubber/PTFE
1	Valve Stem Seal	59-58	MV-1765 Std Only	VINTAGE; Umbrella type; Carton of 100; (RBB) Rubber
1	Valve Stem Seal Bulk	59-58	ST-2001BC Std Only	Positive type; Installation requires valve guide machining; Carton of 100; (RBBTF) Rubber/PTFE
6	Seat	59-58	245-1437-3 Std Only	Loc. Exh.; w/Cast iron block; 1.4425" OD, 1.1880" ID, 0.2160" Depth
6	Seat	59-58	245-1437-3N Std Only	Loc. Exh.; w/Cast iron block; Premium Material; 1.4425" OD, 1.1880" ID, 0.2160" Depth
6	Seat	59-58	245-1625-1 Std Only	Loc. Int.; 1.6300" OD, 1.3750" ID, 0.2160" Depth
6	Seat	59-58	245-1625-1N Std Only	Loc. Int.; Premium Material; 1.6300" OD, 1.3750" ID, 0.2160" Depth
12	Keeper	59-58	VK-115A Std Only	Loc. Int.; 1 groove; Square cut key groove; Carton pack 24
12	Keeper	59-58	VK-115 Std Only	Loc. Int.; 1 groove; Square cut key groove; Carton pack 32
12	Keeper	59-58	VK-115R Std Only	Loc. Int.; 1 groove; Square cut key groove; Hardened
12	Keeper, Bulk	59-58	VK-115B Std Only	Loc. Int.; 1 groove; Square cut key groove; Carton of 1000
1	Brass Block Plug Kit	59-58	381-8000	Incl. 6, 2" OD brass cup plugs for 4, 5, & 6 plug engines
1	Steel Shallow Cup Freeze Plug	59-58	381-2170	VINTAGE; 2.141" Diameter

195.6 3.2L (3206cc) OHV L6 (12 Valve) (AMC), 3.125" Bore (AMC Eng.), 2 Bbl. 1959-1958 12

QTY	VALVE SEAL	YEARS	PART NO.	DESCRIPTION
1	Valve Stem Seal	59-58	ST-2001 Std Only	Positive type; Installation requires valve guide machining; (RBBTF) Rubber/PTFE
1	Valve Stem Seal	59-58	MV-1765 Std Only	VINTAGE; Umbrella type; Carton of 100; (RBB) Rubber
1	Valve Stem Seal Bulk	59-58	ST-2001BC Std Only	Positive type; Installation requires valve guide machining; Carton of 100; (RBBTF) Rubber/PTFE
6	Seat	59-58	245-1437-3 Std Only	Loc. Exh.; w/Cast iron block; 1.4425" OD, 1.1880" ID, 0.2160" Depth
6	Seat	59-58	245-1437-3N Std Only	Loc. Exh.; w/Cast iron block; Premium Material; 1.4425" OD, 1.1880" ID, 0.2160" Depth
6	Seat	59-58	245-1625-1 Std Only	Loc. Int.; 1.6300" OD, 1.3750" ID, 0.2160" Depth
6	Seat	59-58	245-1625-1N Std Only	Loc. Int.; Premium Material; 1.6300" OD, 1.3750" ID, 0.2160" Depth
12	Keeper	59-58	VK-115A Std Only	Loc. Int.; 1 groove; Square cut key groove; Carton pack 24
12	Keeper	59-58	VK-115 Std Only	Loc. Int.; 1 groove; Square cut key groove; Carton pack 32
12	Keeper	59-58	VK-115R Std Only	Loc. Int.; 1 groove; Square cut key groove; Hardened
12	Keeper, Bulk	59-58	VK-115B Std Only	Loc. Int.; 1 groove; Square cut key groove; Carton of 1000
1	Brass Block Plug Kit	59-58	381-8000	Incl. 6, 2" OD brass cup plugs for 4, 5, & 6 plug engines
1	Steel Shallow Cup Freeze Plug	59-58	381-2170	VINTAGE; 2.141" Diameter

199 3.3L (3261cc) OHV L6 (12 Valve), 3.75" Bore (AMC Eng.), 1 Bbl. "VIN A" 1970-1966 13

QTY	TIMING	YEARS	PART NO.	DESCRIPTION
1	3 Piece Set	70-66	KT3-494S	(1) 222-494; (1) 223-355; (1) 223-388
1	Timing Chain	70-66	222-494	48 Links
1	Crank Sprocket	70-66	223-355	18 Teeth
1	Cam Sprocket	70-66	223-388	36 Teeth
1	Camshaft/Lifter	70-66	CS-652	VINTAGE; Hydraulic, (050) Duration at .050 Lobe Lift, 185 Exh., 185 Int., 110 Degrees Lobe Separation
1	Prelube		55-403 Std Only	1.5 oz. packet
1	Prelube		55-400 Std Only	4 oz. bottle; 1.5 oz. packet No. 55-403 also avail.
12	Lifter	70-66	HT-2011 Std Only	Hyd.; w/2 grooves
12	Lifter	70-66	HT-2011R Std Only	Speed-Pro Hi-Revolution Hyd.
12	Lifter, Bulk	70-66	HT-2011B Std Only	Hyd.; w/2 grooves; Carton of 117

(continued on next page)

American Motors Car (Incl. AMC, Hudson, Nash, Rambler)

13 199 3.3L (3261cc) OHV L6 (12 Valve), 3.75" Bore (AMC Eng.), 1 Bbl. "VIN A" 1970-1966
(cont.)

QTY	VALVE	YEARS	PART NO.	DESCRIPTION
6	Exhaust	70-66	V-2023 Std Only	VINTAGE; 4 groove; Chrome plated stem; 1.4060" Head Dia., 0.3720" Stem Dia., 4.8920" O.A.L.
6	Intake	70-66	V-1981 Std Only	VINTAGE; 4 groove; 1.7870" Head Dia., 0.3720" Stem Dia., 4.8990" O.A.L.
VALVE TRAIN	VALVE GUIDE	YEARS	PART NO.	DESCRIPTION
12	Guide	70-66	VG-5062 Std Only	0.3735" ID, 2.3800" O.A.L
12	Spring	70-66	VS-666 Std Only	VINTAGE; w/damper; 2.2600" Free Height
12	Valve Stem Seal	70-66	ST-2004 Std Only	Positive type; Installation requires valve guide machining; (RBBTF) Rubber/PTFE
12	Valve Stem Seal Bulk	70-66	ST-2004BC Std Only	Positive type; Installation requires valve guide machining; Carton of 100; (RBBTF) Rubber/PTFE
6	Seat	70-66	245-1500-1 Std Only	Loc. Exh.; 1.5045" OD, 1.2500" ID, 0.2160" Depth
6	Seat	70-66	245-1500-1N Std Only	Loc. Exh.; Premium Material; 1.5045" OD, 1.2500" ID, 0.2160" Depth
6	Seat	70-66	245-1875-1 Std Only	Loc. Int.; 1.8810" OD, 1.6100" ID, 0.2485" Depth
6	Seat	70-66	245-1875-1N Std Only	Loc. Int.; Premium Material; 1.8810" OD, 1.6100" ID, 0.2485" Depth
BLOCK	VALVE, MISC	YEARS	PART NO.	DESCRIPTION
24	Keeper	70-66	VK-174 Std Only	4 groove
24	Keeper	70-66	VK-174R Std Only	4 groove; Hardened
12	Spring Insert	70-66	259-103C Std Only	.015"; ID 1.030"; Carton of 100
12	Spring Insert	70-66	259-103B Std Only	.030"; ID 1.030"; Carton of 100
12	Spring Insert	70-66	259-103BRS Std Only	.030"; ID 1.030"; Carton of 500
12	Spring Insert	70-66	259-103A Std Only	.060"; ID 1.030"; Carton of 100
12	Spring Insert	70-66	259-103ARS Std Only	.060"; ID 1.030"; Carton of 500
BLOCK	RINGS	YEARS	PART NO.	DESCRIPTION
1	Premium Set	70-66	E-222K Std-20-30-40-60	2-5/64, 1-3/16; Premium Moly
1	Standard Set	70-66	E-222X Std-20-30-40-60	2-5/64, 1-3/16; Iron
BLOCK	SLEEVE	YEARS	PART NO.	DESCRIPTION
1	Repair Sleeve	70-66	SL-19M Std Only	3/32" wall, must be cut to correct length
BLOCK	ENGINE BEARINGS	YEARS	PART NO.	DESCRIPTION
1	Main Set	70-66	4289M Std-10-20-30-40-60	
1	Rod Set	70-66	6-3310CPA Std-1-10-20-30-40-50-60	
6	Rod Pair	70-66	3310CPA Std-1-2-10-20-30-40-50-60	
1	Cam Set	70-66	1244M Std-10	
BLOCK	OIL PUMP	YEARS	PART NO.	DESCRIPTION
1	Oil Pump	70-66	224-41199	Replaces pump w/o cover having tab & slotted hole
BLOCK	GASKETS	YEARS	PART NO.	DESCRIPTION
1	Kit Gasket Set	70-66	260-1007	VINTAGE; Premium valve stem seals incl.
BLOCK	FREEZE PLUGS	YEARS	PART NO.	DESCRIPTION
1	Brass Block Plug Kit	70-66	381-8000	Incl. 6, 2" OD brass cup plugs for 4, 5, & 6 plug engines
1	Steel Shallow Cup Freeze Plug	70-66	381-2170	VINTAGE; 2.141" Diameter

14 199 3.3L (3261cc) OHV L6 (12 Valve), 3.75" Bore (AMC Eng.), 1 Bbl. "VIN B" 1970

VALVE TRAIN	TIMING	YEARS	PART NO.	DESCRIPTION
1	3 Piece Set	70	KT3-494S	(1) 222-494; (1) 223-355; (1) 223-388
1	Timing Chain	70	222-494	48 Links
1	Crank Sprocket	70	223-355	18 Teeth
1	Cam Sprocket	70	223-388	36 Teeth
BLOCK	CAMSHAFT/LIFTER	YEARS	PART NO.	DESCRIPTION
1	Camshaft	70	CS-652	VINTAGE; Hydraulic, (050) Duration at .050 Lobe Lift, 185 Exh., 185 Int., 110 Degrees Lobe Separation
1	Prelube		55-403 Std Only	1.5 oz. packet
1	Prelube		55-400 Std Only	4 oz. bottle; 1.5 oz. packet No. 55-403 also avail.
12	Lifter	70	HT-2011 Std Only	Hyd.; w/2 grooves
12	Lifter	70	HT-2011R Std Only	Speed-Pro Hi-Revolution Hyd.
12	Lifter, Bulk	70	HT-2011B Std Only	Hyd.; w/2 grooves; Carton of 117
BLOCK	VALVE	YEARS	PART NO.	DESCRIPTION
6	Exhaust	70	V-2023 Std Only	VINTAGE; 4 groove; Chrome plated stem; 1.4060" Head Dia., 0.3720" Stem Dia., 4.8920" O.A.L.

(continued on next page)

American Motors Car (Incl. AMC, Hudson, Nash, Rambler)

199 3.3L (3261cc) OHV L6 (12 Valve), 3.75" Bore (AMC Eng.), 1 Bbl. "VIN B" 1970 14
(cont.)

	QTY	VALVE (cont.)	YEARS	PART NO.	DESCRIPTION
VALVE TRAIN	6	Intake	70	V-1981 Std Only	VINTAGE; 4 groove; 1.7870" Head Dia., 0.3720" Stem Dia., 4.8990" O.A.L.
	12	VALVE GUIDE Guide	70	VG-5062 Std Only	0.3735" ID, 2.3800" O.A.L
	12	VALVE SPRING Spring	70	VS-666 Std Only	VINTAGE; w/damper; 2.2600" Free Height
	12	VALVE SEAL Valve Stem Seal	70	ST-2004 Std Only	Positive type; Installation requires valve guide machining; (RBBTF) Rubber/PTFE
	12	Valve Stem Seal Bulk	70	ST-2004BC Std Only	Positive type; Installation requires valve guide machining; Carton of 100; (RBBTF) Rubber/PTFE
	6	VALVE SEAT Seat	70	245-1500-1 Std Only	Loc. Exh.; 1.5045" OD, 1.2500" ID, 0.2160" Depth
	6	Seat	70	245-1500-1N Std Only	Loc. Exh.; Premium Material; 1.5045" OD, 1.2500" ID, 0.2160" Depth
	6	Seat	70	245-1875-1 Std Only	Loc. Int.; 1.8810" OD, 1.6100" ID, 0.2485" Depth
	6	Seat	70	245-1875-1N Std Only	Loc. Int.; Premium Material; 1.8810" OD, 1.6100" ID, 0.2485" Depth
	24	VALVE, MISC Keeper	70	VK-174 Std Only	4 groove
	24	Keeper	70	VK-174R Std Only	4 groove; Hardened
	12	Spring Insert	70	259-103C Std Only	.015"; ID 1.030"; Carton of 100
12	Spring Insert	70	259-103B Std Only	.030"; ID 1.030"; Carton of 100	
12	Spring Insert	70	259-103BRS Std Only	.030"; ID 1.030"; Carton of 500	
12	Spring Insert	70	259-103A Std Only	.060"; ID 1.030"; Carton of 100	
12	Spring Insert	70	259-103ARS Std Only	.060"; ID 1.030"; Carton of 500	
BLOCK	1	RINGS Premium Set	70	E-222K Std-20-30-40-60	2-5/64, 1-3/16; Premium Moly
	1	Standard Set	70	E-222X Std-20-30-40-60	2-5/64, 1-3/16; Iron
	1	SLEEVE Repair Sleeve	70	SL-19M Std Only	3/32" wall, must be cut to correct length
	1	ENGINE BEARINGS Main Set	70	4289M Std-10-20-30-40-60	
	1	Rod Set	70	6-3310CPA Std-1-10-20-30-40-50-60	
	6	Rod Pair	70	3310CPA Std-1-2-10-20-30-40-50-60	
	1	Cam Set	70	1244M Std-10	
	1	OIL PUMP Oil Pump	70	224-41199	Replaces pump w/o cover having tab & slotted hole
	1	GASKETS Kit Gasket Set	70	260-1007	VINTAGE; Premium valve stem seals incl.
	1	FREEZE PLUGS Brass Block Plug Kit	70	381-8000	Incl. 6, 2" OD brass cup plugs for 4, 5, & 6 plug engines
1	Steel Shallow Cup Freeze Plug	70	381-2170	VINTAGE; 2.141" Diameter	

199 3.3L (3261cc) OHV L6 (12 Valve), 3.75" Bore (AMC Eng.), 1 Bbl. "VIN E" 1966 15

	QTY	TIMING	YEARS	PART NO.	DESCRIPTION
VALVE TRAIN	1	3 Piece Set	66	KT3-494S	(1) 222-494; (1) 223-355; (1) 223-388
	1	Timing Chain	66	222-494	48 Links
	1	Crank Sprocket	66	223-355	18 Teeth
	1	Cam Sprocket	66	223-388	36 Teeth
	1	CAMSHAFT/LIFTER Camshaft	66	CS-652	VINTAGE; Hydraulic, (050) Duration at .050 Lobe Lift, 185 Exh., 185 Int., 110 Degrees Lobe Separation
	1	Prelube		55-403 Std Only	1.5 oz. packet
	1	Prelube		55-400 Std Only	4 oz. bottle; 1.5 oz. packet No. 55-403 also avail.
	12	Lifter	66	HT-2011 Std Only	Hyd.; w/2 grooves
	12	Lifter	66	HT-2011R Std Only	Speed-Pro Hi-Revolution Hyd.
	12	Lifter, Bulk	66	HT-2011B Std Only	Hyd.; w/2 grooves; Carton of 117
	6	VALVE Exhaust	66	V-2023 Std Only	VINTAGE; 4 groove; Chrome plated stem; 1.4060" Head Dia., 0.3720" Stem Dia., 4.8920" O.A.L.
	6	Intake	66	V-1981 Std Only	VINTAGE; 4 groove; 1.7870" Head Dia., 0.3720" Stem Dia., 4.8990" O.A.L.

(continued on next page)

American Motors Car (Incl. AMC, Hudson, Nash, Rambler)

15 199 3.3L (3261cc) OHV L6 (12 Valve), 3.75" Bore (AMC Eng.), 1 Bbl. "VIN E" 1966
(cont.)

QTY	VALVE GUIDE	YEARS	PART NO.	DESCRIPTION
12	Guide	66	VG-5062 Std Only	0.3735" ID, 2.3800" O.A.L
12	VALVE SPRING	YEARS	PART NO.	DESCRIPTION
12	Spring	66	VS-666 Std Only	VINTAGE; w/damper; 2.2600" Free Height
12	VALVE SEAL	YEARS	PART NO.	DESCRIPTION
12	Valve Stem Seal	66	ST-2004 Std Only	Positive type; Installation requires valve guide machining; (RBBTF) Rubber/PTFE
12	Valve Stem Seal Bulk	66	ST-2004BC Std Only	Positive type; Installation requires valve guide machining; Carton of 100; (RBBTF) Rubber/PTFE
6	VALVE SEAT	YEARS	PART NO.	DESCRIPTION
6	Seat	66	245-1500-1 Std Only	Loc. Exh.; 1.5045" OD, 1.2500" ID, 0.2160" Depth
6	Seat	66	245-1500-1N Std Only	Loc. Exh.; Premium Material; 1.5045" OD, 1.2500" ID, 0.2160" Depth
6	Seat	66	245-1875-1 Std Only	Loc. Int.; 1.8810" OD, 1.6100" ID, 0.2485" Depth
6	Seat	66	245-1875-1N Std Only	Loc. Int.; Premium Material; 1.8810" OD, 1.6100" ID, 0.2485" Depth
24	VALVE, MISC	YEARS	PART NO.	DESCRIPTION
24	Keeper	66	VK-174 Std Only	4 groove
24	Keeper	66	VK-174R Std Only	4 groove; Hardened
12	Spring Insert	66	259-103C Std Only	.015"; ID 1.030"; Carton of 100
12	Spring Insert	66	259-103B Std Only	.030"; ID 1.030"; Carton of 100
12	Spring Insert	66	259-103BRS Std Only	.030"; ID 1.030"; Carton of 500
12	Spring Insert	66	259-103A Std Only	.060"; ID 1.030"; Carton of 100
12	Spring Insert	66	259-103ARS Std Only	.060"; ID 1.030"; Carton of 500
1	RINGS	YEARS	PART NO.	DESCRIPTION
1	Premium Set	66	E-222K Std-20-30-40-60	2-5/64, 1-3/16; Premium Moly
1	Standard Set	66	E-222X Std-20-30-40-60	2-5/64, 1-3/16; Iron
1	SLEEVE	YEARS	PART NO.	DESCRIPTION
1	Repair Sleeve	66	SL-19M Std Only	3/32" wall, must be cut to correct length
1	ENGINE BEARINGS	YEARS	PART NO.	DESCRIPTION
1	Main Set	66	4289M Std-10-20-30-40-60	
1	Rod Set	66	6-3310CPA Std-1-10-20-30-40-50-60	
6	Rod Pair	66	3310CPA Std-1-2-10-20-30-40-50-60	
1	Cam Set	66	1244M Std-10	
1	OIL PUMP	YEARS	PART NO.	DESCRIPTION
1	Oil Pump	66	224-41199	Replaces pump w/o cover having tab & slotted hole
1	GASKETS	YEARS	PART NO.	DESCRIPTION
1	Kit Gasket Set	66	260-1007	VINTAGE; Premium valve stem seals incl.
1	FREEZE PLUGS	YEARS	PART NO.	DESCRIPTION
1	Brass Block Plug Kit	66	381-8000	Incl. 6, 2" OD brass cup plugs for 4, 5, & 6 plug engines
1	Steel Shallow Cup Freeze Plug	66	381-2170	VINTAGE; 2.141" Diameter

16 199 3.3L (3261cc) OHV L6 (12 Valve), 3.75" Bore (AMC Eng.), 1 Bbl. "VIN J" 1969-1965

QTY	TIMING	YEARS	PART NO.	DESCRIPTION
1	3 Piece Set	69-65	KT3-494S	(1) 222-494; (1) 223-355; (1) 223-388
1	Timing Chain	69-65	222-494	48 Links
1	Crank Sprocket	69-65	223-355	18 Teeth
1	Cam Sprocket	69-65	223-388	36 Teeth
1	CAMSHAFT/LIFTER	YEARS	PART NO.	DESCRIPTION
1	Camshaft	69-65	CS-652	VINTAGE; Hydraulic, (050) Duration at .050 Lobe Lift, 185 Exh., 185 Int., 110 Degrees Lobe Separation
1	Prelube		55-403 Std Only	1.5 oz. packet
1	Prelube		55-400 Std Only	4 oz. bottle; 1.5 oz. packet No. 55-403 also avail.
12	Lifter	69-65	HT-2011 Std Only	Hyd.; w/2 grooves
12	Lifter	69-65	HT-2011R Std Only	Speed-Pro Hi-Revolution Hyd.
12	Lifter, Bulk	69-65	HT-2011B Std Only	Hyd.; w/2 grooves; Carton of 117
6	VALVE	YEARS	PART NO.	DESCRIPTION
6	Exhaust	69-65	V-2023 Std Only	VINTAGE; 4 groove; Chrome plated stem; 1.4060" Head Dia., 0.3720" Stem Dia., 4.8920" O.A.L.
6	Intake	69-65	V-1981 Std Only	VINTAGE; 4 groove; 1.7870" Head Dia., 0.3720" Stem Dia., 4.8990" O.A.L.
12	VALVE GUIDE	YEARS	PART NO.	DESCRIPTION
12	Guide	69-65	VG-5062 Std Only	0.3735" ID, 2.3800" O.A.L
12	VALVE SPRING	YEARS	PART NO.	DESCRIPTION
12	Spring	69-65	VS-666 Std Only	VINTAGE; w/damper; 2.2600" Free Height

(continued on next page)

American Motors Car (Incl. AMC, Hudson, Nash, Rambler)

199 3.3L (3261cc) OHV L6 (12 Valve), 3.75" Bore (AMC Eng.), 1 Bbl. "VIN J" 1969-1965 16
(cont.)

VALVE TRAIN	QTY	VALVE SEAL	YEARS	PART NO.	DESCRIPTION	VALVE TRAIN
	12	Valve Stem Seal	69-65	ST-2004 Std Only	Positive type; Installation requires valve guide machining; (RBBTF) Rubber/PTFE	
	12	Valve Stem Seal Bulk	69-65	ST-2004BC Std Only	Positive type; Installation requires valve guide machining; Carton of 100; (RBBTF) Rubber/PTFE	
VALVE TRAIN	QTY	VALVE SEAT	YEARS	PART NO.	DESCRIPTION	VALVE TRAIN
	6	Seat	69-65	245-1500-1 Std Only	Loc. Exh.; 1.5045" OD, 1.2500" ID, 0.2160" Depth	
	6	Seat	69-65	245-1500-1N Std Only	Loc. Exh.; Premium Material; 1.5045" OD, 1.2500" ID, 0.2160" Depth	
	6	Seat	69-65	245-1875-1 Std Only	Loc. Int.; 1.8810" OD, 1.6100" ID, 0.2485" Depth	
	6	Seat	69-65	245-1875-1N Std Only	Loc. Int.; Premium Material; 1.8810" OD, 1.6100" ID, 0.2485" Depth	
VALVE TRAIN	QTY	VALVE, MISC	YEARS	PART NO.	DESCRIPTION	VALVE TRAIN
	24	Keeper	69-65	VK-174 Std Only	4 groove	
	24	Keeper	69-65	VK-174R Std Only	4 groove; Hardened	
	12	Spring Insert	69-65	259-103C Std Only	.015"; ID 1.030"; Carton of 100	
	12	Spring Insert	69-65	259-103B Std Only	.030"; ID 1.030"; Carton of 100	
	12	Spring Insert	69-65	259-103BRS Std Only	.030"; ID 1.030"; Carton of 500	
	12	Spring Insert	69-65	259-103A Std Only	.060"; ID 1.030"; Carton of 100	
	12	Spring Insert	69-65	259-103ARS Std Only	.060"; ID 1.030"; Carton of 500	
BLOCK	QTY	RINGS	YEARS	PART NO.	DESCRIPTION	BLOCK
	1	Premium Set	69-65	E-222K Std-20-30-40-60	2-5/64, 1-3/16; Premium Moly	
	1	Standard Set	69-65	E-222X Std-20-30-40-60	2-5/64, 1-3/16; Iron	
BLOCK	QTY	SLEEVE	YEARS	PART NO.	DESCRIPTION	BLOCK
	1	Repair Sleeve	69-65	SL-19M Std Only	3/32" wall, must be cut to correct length	
BLOCK	QTY	ENGINE BEARINGS	YEARS	PART NO.	DESCRIPTION	BLOCK
	1	Main Set	69-65	4289M Std-10-20-30-40-60		
	1	Rod Set	69-65	6-3310CPA Std-1-10-20-30-40-50-60		
	6	Rod Pair	69-65	3310CPA Std-1-2-10-20-30-40-50-60		
	1	Cam Set	69-65	1244M Std-10		
BLOCK	QTY	OIL PUMP	YEARS	PART NO.	DESCRIPTION	BLOCK
	1	Oil Pump	69-65	224-41199	Replaces pump w/o cover having tab & slotted hole	
BLOCK	QTY	GASKETS	YEARS	PART NO.	DESCRIPTION	BLOCK
	1	Kit Gasket Set	69-65	260-1007	VINTAGE; Premium valve stem seals incl.	
BLOCK	QTY	FREEZE PLUGS	YEARS	PART NO.	DESCRIPTION	BLOCK
	1	Brass Block Plug Kit	69-65	381-8000	Incl. 6, 2" OD brass cup plugs for 4, 5, & 6 plug engines	
	1	Steel Shallow Cup Freeze Plug	69-65	381-2170	VINTAGE; 2.141" Diameter	

199 3.3L (3261cc) OHV L6 (12 Valve), 3.75" Bore (AMC Eng.), 1 Bbl. "VIN P" 1969-1968 17

VALVE TRAIN	QTY	TIMING	YEARS	PART NO.	DESCRIPTION	VALVE TRAIN
	1	3 Piece Set	69-68	KT3-494S	(1) 222-494; (1) 223-355; (1) 223-388	
	1	Timing Chain	69-68	222-494	48 Links	
	1	Crank Sprocket	69-68	223-355	18 Teeth	
	1	Cam Sprocket	69-68	223-388	36 Teeth	
VALVE TRAIN	QTY	CAMSHAFT/LIFTER	YEARS	PART NO.	DESCRIPTION	VALVE TRAIN
	1	Camshaft	69-68	CS-652	VINTAGE; Hydraulic, (050) Duration at .050 Lobe Lift, 185 Exh., 185 Int., 110 Degrees Lobe Separation	
	1	Prelube		55-403 Std Only	1.5 oz. packet	
	1	Prelube		55-400 Std Only	4 oz. bottle; 1.5 oz. packet No. 55-403 also avail.	
	12	Lifter	69-68	HT-2011 Std Only	Hyd.; w/2 grooves	
	12	Lifter	69-68	HT-2011R Std Only	Speed-Pro Hi-Revolution Hyd.	
	12	Lifter, Bulk	69-68	HT-2011B Std Only	Hyd.; w/2 grooves; Carton of 117	
VALVE TRAIN	QTY	VALVE	YEARS	PART NO.	DESCRIPTION	VALVE TRAIN
	6	Exhaust	69-68	V-2023 Std Only	VINTAGE; 4 groove; Chrome plated stem; 1.4060" Head Dia., 0.3720" Stem Dia., 4.8920" O.A.L.	
	6	Intake	69-68	V-1981 Std Only	VINTAGE; 4 groove; 1.7870" Head Dia., 0.3720" Stem Dia., 4.8990" O.A.L.	
VALVE TRAIN	QTY	VALVE GUIDE	YEARS	PART NO.	DESCRIPTION	VALVE TRAIN
	12	Guide	69-68	VG-5062 Std Only	0.3735" ID, 2.3800" O.A.L	
VALVE TRAIN	QTY	VALVE SPRING	YEARS	PART NO.	DESCRIPTION	VALVE TRAIN
	12	Spring	69-68	VS-666 Std Only	VINTAGE; w/damper; 2.2600" Free Height	
VALVE TRAIN	QTY	VALVE SEAL	YEARS	PART NO.	DESCRIPTION	VALVE TRAIN
	12	Valve Stem Seal	69-68	ST-2004 Std Only	Positive type; Installation requires valve guide machining; (RBBTF) Rubber/PTFE	

(continued on next page)

American Motors Car (Incl. AMC, Hudson, Nash, Rambler)

17 199 3.3L (3261cc) OHV L6 (12 Valve), 3.75" Bore (AMC Eng.), 1 Bbl. "VIN P" 1969-1968

(cont.)

VALVE TRAIN	QTY	VALVE SEAL (cont.)	YEARS	PART NO.	DESCRIPTION	VALVE TRAIN
	12	Valve Stem Seal Bulk	69-68	ST-2004BC Std Only	Positive type; Installation requires valve guide machining; Carton of 100; (RBBTF) Rubber/PTFE	
	6	Seat	69-68	245-1500-1 Std Only	Loc. Exh.; 1.5045" OD, 1.2500" ID, 0.2160" Depth	
	6	Seat	69-68	245-1500-1N Std Only	Loc. Exh.; Premium Material; 1.5045" OD, 1.2500" ID, 0.2160" Depth	
	6	Seat	69-68	245-1875-1 Std Only	Loc. Int.; 1.8810" OD, 1.6100" ID, 0.2485" Depth	
	6	Seat	69-68	245-1875-1N Std Only	Loc. Int.; Premium Material; 1.8810" OD, 1.6100" ID, 0.2485" Depth	
	24	Keeper	69-68	VK-174 Std Only	4 groove	
	24	Keeper	69-68	VK-174R Std Only	4 groove; Hardened	
	12	Spring Insert	69-68	259-103C Std Only	.015"; ID 1.030"; Carton of 100	
	12	Spring Insert	69-68	259-103B Std Only	.030"; ID 1.030"; Carton of 100	
	12	Spring Insert	69-68	259-103BRS Std Only	.030"; ID 1.030"; Carton of 500	
	12	Spring Insert	69-68	259-103A Std Only	.060"; ID 1.030"; Carton of 100	
	12	Spring Insert	69-68	259-103ARS Std Only	.060"; ID 1.030"; Carton of 500	
	1	Premium Set	69-68	E-222K Std-20-30-40-60	2-5/64, 1-3/16; Premium Moly	
	1	Standard Set	69-68	E-222X Std-20-30-40-60	2-5/64, 1-3/16; Iron	
	1	Repair Sleeve	69-68	SL-19M Std Only	3/32" wall, must be cut to correct length	
	1	Main Set	69-68	4289M Std-10-20-30-40-60		
	1	Rod Set	69-68	6-3310CPA Std-1-10-20-30-40-50-60		
	6	Rod Pair	69-68	3310CPA Std-1-2-10-20-30-40-50-60		
	1	Cam Set	69-68	1244M Std-10		
	1	Oil Pump	69-68	224-41199	Replaces pump w/o cover having tab & slotted hole	
	1	Kit Gasket Set	69-68	260-1007	VINTAGE; Premium valve stem seals incl.	
	1	Brass Block Plug Kit	69-68	381-8000	Incl. 6, 2" OD brass cup plugs for 4, 5, & 6 plug engines	
	1	Steel Shallow Cup Freeze Plug	69-68	381-2170	VINTAGE; 2.141" Diameter	

18 232 3.8L (3802cc) OHV L6 Hi Torque (12 Valve), 3.75" Bore (AMC Eng.), 1 Bbl. "VIN B" 1969-1966

VALVE TRAIN	QTY	TIMING	YEARS	PART NO.	DESCRIPTION	VALVE TRAIN
	1	3 Piece Set	69-66	KT3-494S	(1) 222-494; (1) 223-355; (1) 223-388	
	1	Timing Chain	69-66	222-494	48 Links	
	1	Crank Sprocket	69-66	223-355	18 Teeth	
	1	Cam Sprocket	69-66	223-388	36 Teeth	
	1	Camshaft	69-66	CS-652	VINTAGE; Hydraulic, (050) Duration at .050 Lobe Lift, 185 Exh., 185 Int., 110 Degrees Lobe Separation	
	1	Prelube		55-403 Std Only	1.5 oz. packet	
	1	Prelube		55-400 Std Only	4 oz. bottle; 1.5 oz. packet No. 55-403 also avail.	
	12	Lifter	69-66	HT-2011 Std Only	Hyd.; w/2 grooves	
	12	Lifter	69-66	HT-2011R Std Only	Speed-Pro Hi-Revolution Hyd.	
	12	Lifter, Bulk	69-66	HT-2011B Std Only	Hyd.; w/2 grooves; Carton of 117	
	12	Push Rod	69-68	RP-3163 Std Only	VINTAGE; 9.6560" O.A.L.	
	6	Exhaust	69-66	V-2023 Std Only	VINTAGE; 4 groove; Chrome plated stem; 1.4060" Head Dia., 0.3720" Stem Dia., 4.8920" O.A.L.	
	6	Intake	69-66	V-1981 Std Only	VINTAGE; 4 groove; 1.7870" Head Dia., 0.3720" Stem Dia., 4.8990" O.A.L.	
	12	Guide	69-66	VG-5062 Std Only	0.3735" ID, 2.3800" O.A.L	
	12	Spring	69-66	VS-666 Std Only	VINTAGE; w/damper; 2.2600" Free Height	
	12	Valve Stem Seal	69-66	ST-2004 Std Only	Positive type; Installation requires valve guide machining; (RBBTF) Rubber/PTFE	

(continued on next page)

American Motors Car (Incl. AMC, Hudson, Nash, Rambler)

232 3.8L (3802cc) OHV L6 Hi Torque (12 Valve), 3.75" Bore (AMC Eng.), 1 Bbl. "VIN B" 1969-1966 18
(cont.)

	QTY	VALVE SEAL (cont.)	YEARS	PART NO.	DESCRIPTION
VALVE TRAIN	12	Valve Stem Seal Bulk	69-66	ST-2004BC Std Only	Positive type; Installation requires valve guide machining; Carton of 100; (RBBTF) Rubber/PTFE
	6	Seat	69-66	245-1500-1 Std Only	Loc. Exh.; 1.5045" OD, 1.2500" ID, 0.2160" Depth
	6	Seat	69-66	245-1500-1N Std Only	Loc. Exh.; Premium Material; 1.5045" OD, 1.2500" ID, 0.2160" Depth
	6	Seat	69-66	245-1875-1 Std Only	Loc. Int.; 1.8810" OD, 1.6100" ID, 0.2485" Depth
	6	Seat	69-66	245-1875-1N Std Only	Loc. Int.; Premium Material; 1.8810" OD, 1.6100" ID, 0.2485" Depth
	24	Keeper	69-66	VK-138A Std Only	1 groove; Square cut key groove; Carton pack 24
	24	Keeper	69-66	VK-138 Std Only	1 groove; Square cut key groove; Carton pack 32
	24	Keeper	69-66	VK-138R Std Only	1 groove; Square cut key groove; Hardened
	24	Keeper	69-66	VK-174 Std Only	4 groove
	24	Keeper	69-66	VK-174R Std Only	4 groove; Hardened
	24	Keeper, Bulk	69-66	VK-138B Std Only	1 groove; Square cut key groove; Carton of 1000
	12	Spring Insert	69-66	259-103C Std Only	.015"; ID 1.030"; Carton of 100
12	Spring Insert	69-66	259-103B Std Only	.030"; ID 1.030"; Carton of 100	
12	Spring Insert	69-66	259-103BRS Std Only	.030"; ID 1.030"; Carton of 500	
12	Spring Insert	69-66	259-103A Std Only	.060"; ID 1.030"; Carton of 100	
12	Spring Insert	69-66	259-103ARS Std Only	.060"; ID 1.030"; Carton of 500	
BLOCK	6	Cast Piston	69-68	409P Std-20-30-40-60	VINTAGE; 8.0:1 C.R.; Cast; .931" Pin Dia.; 2 Rings 5/64 Groove, 1 Ring 3/16 Groove, 1.581 CD, Recessed Head .108 deep x 3.125 dia.
	6	Cast Piston	67-66	409P Std-20-30-40-60	VINTAGE; 8.3:1 C.R.; Cast; .931" Pin Dia.; 2 Rings 5/64 Groove, 1 Ring 3/16 Groove, 1.581 CD, Recessed Head .108 deep x 3.125 dia.
	6	Cast Piston - Individual	69-68	W409P Std-20-30-40-60	VINTAGE; 8.0:1 C.R.; Cast; .931" Pin Dia.; 2 Rings 5/64 Groove, 1 Ring 3/16 Groove, 1.581 CD, Recessed Head .108 deep x 3.125 dia.
	6	Cast Piston - Individual	67-66	W409P Std-20-30-40-60	VINTAGE; 8.3:1 C.R.; Cast; .931" Pin Dia.; 2 Rings 5/64 Groove, 1 Ring 3/16 Groove, 1.581 CD, Recessed Head .108 deep x 3.125 dia.
	1	Premium Set	69-66	E-222K Std-20-30-40-60	2-5/64, 1-3/16; Premium Moly
	1	Standard Set	69-66	E-222X Std-20-30-40-60	2-5/64, 1-3/16; Iron
	1	Repair Sleeve	69-66	SL-19M Std Only	3/32" wall, must be cut to correct length
	1	Main Set	69-66	4289M Std-10-20-30-40-60	
	1	Rod Set	69-66	6-3310CPA Std-1-10-20-30-40-50-60	
	6	Rod Pair	69-66	3310CPA Std-1-2-10-20-30-40-50-60	
	1	Cam Set	69-66	1244M Std-10	
	1	Oil Pump	69-67	224-43428	Incl. pump & screen
	1	Oil Pump	69-66	224-41199	Replaces pump w/o cover having tab & slotted hole
	1	Kit Gasket Set	69-66	260-1007	VINTAGE; Premium valve stem seals incl.
	1	Brass Block Plug Kit	69-66	381-8000	Incl. 6, 2" OD brass cup plugs for 4, 5, & 6 plug engines
1	Steel Shallow Cup Freeze Plug	69-66	381-2170	VINTAGE; 2.141" Diameter	

232 3.8L (3802cc) OHV L6 Hi Torque (12 Valve), 3.75" Bore (AMC Eng.), 2 Bbl. "VIN C" 1969-1968 19

BLOCK	1	3 Piece Set	69-68	KT3-494S	(1) 222-494; (1) 223-355; (1) 223-388
	1	Timing Chain	69-68	222-494	48 Links
	1	Crank Sprocket	69-68	223-355	18 Teeth
	1	Cam Sprocket	69-68	223-388	36 Teeth
BLOCK	1	Camshaft	69-68	CS-652	VINTAGE; Hydraulic, (050) Duration at .050 Lobe Lift, 185 Exh., 185 Int., 110 Degrees Lobe Separation
	1	Prelube		55-403 Std Only	1.5 oz. packet
	1	Prelube		55-400 Std Only	4 oz. bottle; 1.5 oz. packet No. 55-403 also avail.
	12	Lifter	69-68	HT-2011 Std Only	Hyd.; w/2 grooves
	12	Lifter	69-68	HT-2011R Std Only	Speed-Pro Hi-Revolution Hyd.

(continued on next page)

American Motors Car (Incl. AMC, Hudson, Nash, Rambler)

19 232 3.8L (3802cc) OHV L6 Hi Torque (12 Valve), 3.75" Bore (AMC Eng.), 2 Bbl. "VIN C" 1969-1968
 (cont.)

	CAMSHAFT/LIFTER	YEARS	PART NO.	DESCRIPTION
VALVE TRAIN	QTY (cont.) 12 Lifter, Bulk	69-68	HT-2011B Std Only	Hyd.; w/2 grooves; Carton of 117
	QTY 12 Push Rod	69-68	RP-3163 Std Only	VINTAGE; 9.6560" O.A.L.
	QTY 6 Exhaust	69-68	V-2023 Std Only	VINTAGE; 4 groove; Chrome plated stem; 1.4060" Head Dia., 0.3720" Stem Dia., 4.8920" O.A.L.
	6 Intake	69-68	V-1981 Std Only	VINTAGE; 4 groove; 1.7870" Head Dia., 0.3720" Stem Dia., 4.8990" O.A.L.
	QTY 12 Guide	69-68	VG-5062 Std Only	0.3735" ID, 2.3800" O.A.L
	QTY 12 Spring	69-68	VS-666 Std Only	VINTAGE; w/damper; 2.2600" Free Height
	QTY 12 Valve Stem Seal	69-68	ST-2004 Std Only	Positive type; Installation requires valve guide machining; (RBBTF) Rubber/PTFE
	12 Valve Stem Seal Bulk	69-68	ST-2004BC Std Only	Positive type; Installation requires valve guide machining; Carton of 100; (RBBTF) Rubber/PTFE
	QTY 6 Seat	69-68	245-1500-1 Std Only	Loc. Exh.; 1.5045" OD, 1.2500" ID, 0.2160" Depth
	6 Seat	69-68	245-1500-1N Std Only	Loc. Exh.; Premium Material; 1.5045" OD, 1.2500" ID, 0.2160" Depth
	6 Seat	69-68	245-1875-1 Std Only	Loc. Int.; 1.8810" OD, 1.6100" ID, 0.2485" Depth
	6 Seat	69-68	245-1875-1N Std Only	Loc. Int.; Premium Material; 1.8810" OD, 1.6100" ID, 0.2485" Depth
BLOCK	QTY 24 Keeper	69-68	VK-138A Std Only	1 groove; Square cut key groove; Carton pack 24
	24 Keeper	69-68	VK-138 Std Only	1 groove; Square cut key groove; Carton pack 32
	24 Keeper	69-68	VK-138R Std Only	1 groove; Square cut key groove; Hardened
	24 Keeper	69-68	VK-174 Std Only	4 groove
	24 Keeper	69-68	VK-174R Std Only	4 groove; Hardened
	24 Keeper, Bulk	69-68	VK-138B Std Only	1 groove; Square cut key groove; Carton of 1000
	12 Spring Insert	69-68	259-103C Std Only	.015"; ID 1.030"; Carton of 100
	12 Spring Insert	69-68	259-103B Std Only	.030"; ID 1.030"; Carton of 100
	12 Spring Insert	69-68	259-103BRS Std Only	.030"; ID 1.030"; Carton of 500
	12 Spring Insert	69-68	259-103A Std Only	.060"; ID 1.030"; Carton of 100
	12 Spring Insert	69-68	259-103ARS Std Only	.060"; ID 1.030"; Carton of 500
	QTY 6 Cast Piston	69-68	409P Std-20-30-40-60	VINTAGE; 8.0:1 C.R.; Cast; .931" Pin Dia.; 2 Rings 5/64 Groove, 1 Ring 3/16 Groove, 1.581 CD, Recessed Head .108 deep x 3.125 dia.
	6 Cast Piston - Individual	69-68	W409P Std-20-30-40-60	VINTAGE; 8.0:1 C.R.; Cast; .931" Pin Dia.; 2 Rings 5/64 Groove, 1 Ring 3/16 Groove, 1.581 CD, Recessed Head .108 deep x 3.125 dia.
	QTY 1 Premium Set	69-68	E-222K Std-20-30-40-60	2-5/64, 1-3/16; Premium Moly
	1 Standard Set	69-68	E-222X Std-20-30-40-60	2-5/64, 1-3/16; Iron
	QTY 1 Repair Sleeve	69-68	SL-19M Std Only	3/32" wall, must be cut to correct length
	QTY 1 Main Set	69-68	4289M Std-10-20-30-40-60	
	1 Rod Set	69-68	6-3310CPA Std-1-10-20-30-40-50-60	
6 Rod Pair	69-68	3310CPA Std-1-2-10-20-30-40-50-60		
1 Cam Set	69-68	1244M Std-10		
QTY 1 Oil Pump	69-68	224-43428	Incl. pump & screen	
1 Oil Pump	69-68	224-41199	Replaces pump w/o cover having tab & slotted hole	
QTY 1 Kit Gasket Set	69-68	260-1007	VINTAGE; Premium valve stem seals incl.	
QTY 1 Brass Block Plug Kit	69-68	381-8000	Incl. 6, 2" OD brass cup plugs for 4, 5, & 6 plug engines	
1 Steel Shallow Cup Freeze Plug	69-68	381-2170	VINTAGE; 2.141" Diameter	

American Motors Car (Incl. AMC, Hudson, Nash, Rambler)

232 3.8L (3802cc) OHV L6 Hi Torque (12 Valve), 3.75" Bore (AMC Eng.), 1 Bbl. "VIN E" 1979-1967 20

QTY	TIMING	YEARS	PART NO.	DESCRIPTION
1	3 Piece Set	79-67	KT3-494S	(1) 222-494; (1) 223-355; (1) 223-388
1	Timing Chain	79-67	222-494	48 Links
1	Crank Sprocket	79-67	223-355	18 Teeth
1	Cam Sprocket	79-67	223-388	36 Teeth
QTY	CAMSHAFT/LIFTER	YEARS	PART NO.	DESCRIPTION
1	Camshaft	79-67	CS-652	VINTAGE; Hydraulic, (050) Duration at .050 Lobe Lift, 185 Exh., 185 Int., 110 Degrees Lobe Separation
1	Prelube		55-403 Std Only	1.5 oz. packet
1	Prelube		55-400 Std Only	4 oz. bottle; 1.5 oz. packet No. 55-403 also avail.
12	Lifter	79-67	HT-2011 Std Only	Hyd.; w/2 grooves
12	Lifter	79-67	HT-2011R Std Only	Speed-Pro Hi-Revolution Hyd.
12	Lifter, Bulk	79-67	HT-2011B Std Only	Hyd.; w/2 grooves; Carton of 117
QTY	PUSH ROD	YEARS	PART NO.	DESCRIPTION
12	Push Rod	79-75	RP-3171 Std Only	VINTAGE; 9.5940" O.A.L.
12	Push Rod	74-72	RP-3171 Std Only	VINTAGE; w/o rocker arm shaft; 9.5940" O.A.L.
12	Push Rod	74-72	RP-3163 Std Only	VINTAGE; w/rocker arm shaft; 9.6560" O.A.L.
12	Push Rod	71-68	RP-3163 Std Only	VINTAGE; 9.6560" O.A.L.
QTY	ROCKER PARTS	YEARS	PART NO.	DESCRIPTION
12	Arm Assy.	79-72	R-905 Std Only	w/o rocker arm shaft; Incl. 2-arms, 2-pivots & 1-bridge; Stamped rocker arm
12	Arm Assy., Bulk	79-72	R-905B Std Only	w/o rocker arm shaft; Incl. 2-arms, 2-pivots & 1-bridge; Stamped rocker arm; Carton of 32
12	Arm	79-72	R-905A Std Only	w/o rocker arm shaft; Stamped rocker arm
12	Bridge	79-72	MR-1840 Std Only	w/o rocker arm shaft
6	Pivot	79-75	MR-1909 Std Only	Incl. 2-pivots & 1-bridge
12	Pivot	79-72	MR-1839 Std Only	w/o rocker arm shaft; Pivot only
6	Pivot	74-72	MR-1909 Std Only	w/o rocker arm shaft; Incl. 2-pivots & 1-bridge
QTY	VALVE	YEARS	PART NO.	DESCRIPTION
6	Exhaust	79-74	V-2023 Std Only	VINTAGE; w/o Rotators; 4 groove; Chrome plated stem; 1.4060" Head Dia., 0.3720" Stem Dia., 4.8920" O.A.L.
6	Exhaust	73-67	V-2023 Std Only	VINTAGE; 4 groove; Chrome plated stem; 1.4060" Head Dia., 0.3720" Stem Dia., 4.8920" O.A.L.
6	Intake	79-67	V-1981 Std Only	VINTAGE; 4 groove; 1.7870" Head Dia., 0.3720" Stem Dia., 4.8990" O.A.L.
QTY	VALVE GUIDE	YEARS	PART NO.	DESCRIPTION
12	Guide	79-67	VG-5062 Std Only	0.3735" ID, 2.3800" O.A.L
QTY	VALVE SPRING	YEARS	PART NO.	DESCRIPTION
12	Spring	79-78	VS-743 Std Only	1.9900" Free Height
12	Spring	77	VS-666 Std Only	VINTAGE; w/o Rotators; w/damper; 2.2600" Free Height
12	Spring	77	VS-743 Std Only	w/Rotators; 1.9900" Free Height
12	Spring	76	VS-743 Std Only	1.9900" Free Height
12	Spring	75	VS-666 Std Only	VINTAGE; w/damper; 2.2600" Free Height
12	Spring	74	VS-666 Std Only	VINTAGE; w/o Rotators; w/damper; 2.2600" Free Height
12	Spring	73-67	VS-666 Std Only	VINTAGE; w/damper; 2.2600" Free Height
QTY	VALVE SEAL	YEARS	PART NO.	DESCRIPTION
12	Valve Stem Seal	79-67	ST-2004 Std Only	Positive type; Installation requires valve guide machining; (RBBTF) Rubber/PTFE
12	Valve Stem Seal Bulk	79-67	ST-2004BC Std Only	Positive type; Installation requires valve guide machining; Carton of 100; (RBBTF) Rubber/PTFE
QTY	VALVE SEAT	YEARS	PART NO.	DESCRIPTION
6	Seat	79-67	245-1500-1 Std Only	Loc. Exh.; 1.5045" OD, 1.2500" ID, 0.2160" Depth
6	Seat	79-67	245-1500-1N Std Only	Loc. Exh.; Premium Material; 1.5045" OD, 1.2500" ID, 0.2160" Depth
6	Seat	79-67	245-1875-1 Std Only	Loc. Int.; 1.8810" OD, 1.6100" ID, 0.2485" Depth
6	Seat	79-67	245-1875-1N Std Only	Loc. Int.; Premium Material; 1.8810" OD, 1.6100" ID, 0.2485" Depth
QTY	VALVE, MISC	YEARS	PART NO.	DESCRIPTION
24	Keeper	79-73	VK-115A Std Only	1 groove; Square cut key groove; Carton pack 24
24	Keeper	79-73	VK-115 Std Only	1 groove; Square cut key groove; Carton pack 32
24	Keeper	79-73	VK-115R Std Only	1 groove; Square cut key groove; Hardened
24	Keeper	79-67	VK-174 Std Only	4 groove
24	Keeper	79-67	VK-174R Std Only	4 groove; Hardened
24	Keeper	72-67	VK-138A Std Only	1 groove; Square cut key groove; Carton pack 24
24	Keeper	72-67	VK-138 Std Only	1 groove; Square cut key groove; Carton pack 32
24	Keeper	72-67	VK-138R Std Only	1 groove; Square cut key groove; Hardened
24	Keeper, Bulk	79-73	VK-115B Std Only	1 groove; Square cut key groove; Carton of 1000
24	Keeper, Bulk	72-67	VK-138B Std Only	1 groove; Square cut key groove; Carton of 1000
12	Spring Insert	79-67	259-103C Std Only	.015"; ID 1.030"; Carton of 100
12	Spring Insert	79-67	259-103B Std Only	.030"; ID 1.030"; Carton of 100
12	Spring Insert	79-67	259-103BRS Std Only	.030"; ID 1.030"; Carton of 500

(continued on next page)

American Motors Car (Incl. AMC, Hudson, Nash, Rambler)

20 232 3.8L (3802cc) OHV L6 Hi Torque (12 Valve), 3.75" Bore (AMC Eng.), 1 Bbl. "VIN E" 1979-1967
(cont.)

QTY	VALVE, MISC (cont.)	YEARS	PART NO.	DESCRIPTION
12	Spring Insert	79-67	259-103A Std Only	.060"; ID 1.030"; Carton of 100
12	Spring Insert	79-67	259-103ARS Std Only	.060"; ID 1.030"; Carton of 500
QTY	PISTON	YEARS	PART NO.	DESCRIPTION
6	Cast Piston	79-77	456NP + Std-40-60	8.0:1 C.R.; Cast; .9313" Pin Dia.; 2 Rings 5/64 Groove, 1 Ring 3/16 Groove, 1.580 CD, D Shaped Recessed Head .126 deep; Superseded - When depleted use 456AP
6	Cast Piston	79-77	456AP Std-30-40-60	VINTAGE; 8.0:1 C.R.
6	Cast Piston	76-68	409P Std-20-30-40-60	VINTAGE; 8.0:1 C.R.; Cast; .931" Pin Dia.; 2 Rings 5/64 Groove, 1 Ring 3/16 Groove, 1.581 CD, Recessed Head .108 deep x 3.125 dia.
6	Cast Piston	67	409P Std-20-30-40-60	VINTAGE; 8.3:1 C.R.; Cast; .931" Pin Dia.; 2 Rings 5/64 Groove, 1 Ring 3/16 Groove, 1.581 CD, Recessed Head .108 deep x 3.125 dia.
6	Cast Piston - Individual	79-77	W456AP Std-40	8.0:1 C.R.
6	Cast Piston - Individual	79-77	W456P 60 60	VINTAGE; 8.0:1 C.R.; Cast; .931" Pin Dia.; 2 Rings 5/64 Groove, 1 Ring 3/16 Groove, 1.581 CD, Recessed Head .126 deep
6	Cast Piston - Individual	76-68	W409P Std-20-30-40-60	VINTAGE; 8.0:1 C.R.; Cast; .931" Pin Dia.; 2 Rings 5/64 Groove, 1 Ring 3/16 Groove, 1.581 CD, Recessed Head .108 deep x 3.125 dia.
6	Cast Piston - Individual	67	W409P Std-20-30-40-60	VINTAGE; 8.3:1 C.R.; Cast; .931" Pin Dia.; 2 Rings 5/64 Groove, 1 Ring 3/16 Groove, 1.581 CD, Recessed Head .108 deep x 3.125 dia.
QTY	RINGS	YEARS	PART NO.	DESCRIPTION
1	Premium Set	79-67	E-222K Std-20-30-40-60	2-5/64, 1-3/16; Premium Moly
1	Standard Set	79-67	E-222X Std-20-30-40-60	2-5/64, 1-3/16; Iron
QTY	SLEEVE	YEARS	PART NO.	DESCRIPTION
1	Repair Sleeve	79-67	SL-19M Std Only	3/32" wall, must be cut to correct length
QTY	ENGINE BEARINGS	YEARS	PART NO.	DESCRIPTION
1	Main Set	79-67	4289M Std-10-20-30-40-60	
1	Rod Set	79-67	6-3310CPA Std-1-10-20-30-40-50-60	
6	Rod Pair	79-67	3310CPA Std-1-2-10-20-30-40-50-60	
1	Cam Set	79-67	1244M Std-10	
QTY	OIL PUMP	YEARS	PART NO.	DESCRIPTION
1	Oil Pump	79-67	224-43428	Incl. pump & screen
1	Oil Pump	79-67	224-41199	Replaces pump w/o cover having tab & slotted hole
QTY	GASKETS	YEARS	PART NO.	DESCRIPTION
1	Kit Gasket Set	79-67	260-1007	VINTAGE; Premium valve stem seals incl.
QTY	FREEZE PLUGS	YEARS	PART NO.	DESCRIPTION
1	Brass Block Plug Kit	79-67	381-8000	Incl. 6, 2" OD brass cup plugs for 4, 5, & 6 plug engines
1	Steel Shallow Cup Freeze Plug	79-67	381-2170	VINTAGE; 2.141" Diameter

21 232 3.8L (3802cc) OHV L6 Hi Torque (12 Valve), 3.75" Bore (AMC Eng.), 1 Bbl. "VIN F" 1971-1966

QTY	TIMING	YEARS	PART NO.	DESCRIPTION
1	3 Piece Set	71-66	KT3-494S	(1) 222-494; (1) 223-355; (1) 223-388
1	Timing Chain	71-66	222-494	48 Links
1	Crank Sprocket	71-66	223-355	18 Teeth
1	Cam Sprocket	71-66	223-388	36 Teeth
QTY	CAMSHAFT/LIFTER	YEARS	PART NO.	DESCRIPTION
1	Camshaft	71-66	CS-652	VINTAGE; Hydraulic, (050) Duration at .050 Lobe Lift, 185 Exh., 185 Int., 110 Degrees Lobe Separation
1	Prelube		55-403 Std Only	1.5 oz. packet
1	Prelube		55-400 Std Only	4 oz. bottle; 1.5 oz. packet No. 55-403 also avail.
12	Lifter	71-66	HT-2011 Std Only	Hyd.; w/2 grooves
12	Lifter	71-66	HT-2011R Std Only	Speed-Pro Hi-Revolution Hyd.
12	Lifter, Bulk	71-66	HT-2011B Std Only	Hyd.; w/2 grooves; Carton of 117
QTY	PUSH ROD	YEARS	PART NO.	DESCRIPTION
12	Push Rod	71-68	RP-3163 Std Only	VINTAGE; 9.6560" O.A.L.
QTY	VALVE	YEARS	PART NO.	DESCRIPTION
6	Exhaust	71-66	V-2023 Std Only	VINTAGE; 4 groove; Chrome plated stem; 1.4060" Head Dia., 0.3720" Stem Dia., 4.8920" O.A.L.
6	Intake	71-66	V-1981 Std Only	VINTAGE; 4 groove; 1.7870" Head Dia., 0.3720" Stem Dia., 4.8990" O.A.L.
QTY	VALVE GUIDE	YEARS	PART NO.	DESCRIPTION
12	Guide	71-66	VG-5062 Std Only	0.3735" ID, 2.3800" O.A.L.

(continued on next page)

American Motors Car (Incl. AMC, Hudson, Nash, Rambler)

232 3.8L (3802cc) OHV L6 Hi Torque (12 Valve), 3.75" Bore (AMC Eng.), 1 Bbl. "VIN F" 1971-1966 21
(cont.)

VALVE TRAIN	QTY	VALVE SPRING	YEARS	PART NO.	DESCRIPTION	VALVE TRAIN
	12	Spring	71-66	VS-666 Std Only	VINTAGE; w/damper; 2.2600" Free Height	
	12	Valve Stem Seal	71-66	ST-2004 Std Only	Positive type; Installation requires valve guide machining; (RBBTF) Rubber/PTFE	
	12	Valve Stem Seal Bulk	71-66	ST-2004BC Std Only	Positive type; Installation requires valve guide machining; Carton of 100; (RBBTF) Rubber/PTFE	
	6	Seat	71-66	245-1500-1 Std Only	Loc. Exh.; 1.5045" OD, 1.2500" ID, 0.2160" Depth	
	6	Seat	71-66	245-1500-1N Std Only	Loc. Exh.; Premium Material; 1.5045" OD, 1.2500" ID, 0.2160" Depth	
	6	Seat	71-66	245-1875-1 Std Only	Loc. Int.; 1.8810" OD, 1.6100" ID, 0.2485" Depth	
	6	Seat	71-66	245-1875-1N Std Only	Loc. Int.; Premium Material; 1.8810" OD, 1.6100" ID, 0.2485" Depth	
	24	Keeper	71-66	VK-138A Std Only	1 groove; Square cut key groove; Carton pack 24	
	24	Keeper	71-66	VK-138 Std Only	1 groove; Square cut key groove; Carton pack 32	
	24	Keeper	71-66	VK-138R Std Only	1 groove; Square cut key groove; Hardened	
	24	Keeper	71-66	VK-174 Std Only	4 groove	
	24	Keeper	71-66	VK-174R Std Only	4 groove; Hardened	
	24	Keeper, Bulk	71-66	VK-138B Std Only	1 groove; Square cut key groove; Carton of 1000	
	12	Spring Insert	71-66	259-103C Std Only	.015"; ID 1.030"; Carton of 100	
	12	Spring Insert	71-66	259-103B Std Only	.030"; ID 1.030"; Carton of 100	
	12	Spring Insert	71-66	259-103BRS Std Only	.030"; ID 1.030"; Carton of 500	
	12	Spring Insert	71-66	259-103A Std Only	.060"; ID 1.030"; Carton of 100	
	12	Spring Insert	71-66	259-103ARS Std Only	.060"; ID 1.030"; Carton of 500	
	6	Cast Piston	71-68	409P Std-20-30-40-60	VINTAGE; 8.0:1 C.R.; Cast; .931" Pin Dia.; 2 Rings 5/64 Groove, 1 Ring 3/16 Groove, 1.581 CD, Recessed Head .108 deep x 3.125 dia.	
	6	Cast Piston	67-66	409P Std-20-30-40-60	VINTAGE; 8.3:1 C.R.; Cast; .931" Pin Dia.; 2 Rings 5/64 Groove, 1 Ring 3/16 Groove, 1.581 CD, Recessed Head .108 deep x 3.125 dia.	
	6	Cast Piston - Individual	71-68	W409P Std-20-30-40-60	VINTAGE; 8.0:1 C.R.; Cast; .931" Pin Dia.; 2 Rings 5/64 Groove, 1 Ring 3/16 Groove, 1.581 CD, Recessed Head .108 deep x 3.125 dia.	
	6	Cast Piston - Individual	67-66	W409P Std-20-30-40-60	VINTAGE; 8.3:1 C.R.; Cast; .931" Pin Dia.; 2 Rings 5/64 Groove, 1 Ring 3/16 Groove, 1.581 CD, Recessed Head .108 deep x 3.125 dia.	
	1	Premium Set	71-66	E-222K Std-20-30-40-60	2-5/64, 1-3/16; Premium Moly	
	1	Standard Set	71-66	E-222X Std-20-30-40-60	2-5/64, 1-3/16; Iron	
	1	Repair Sleeve	71-66	SL-19M Std Only	3/32" wall, must be cut to correct length	
	1	Main Set	71-66	4289M Std-10-20-30-40-60		
	1	Rod Set	71-66	6-3310CPA Std-1-10-20-30-40-50-60		
	6	Rod Pair	71-66	3310CPA Std-1-2-10-20-30-40-50-60		
	1	Cam Set	71-66	1244M Std-10		
	1	Oil Pump	71-67	224-43428	Incl. pump & screen	
	1	Oil Pump	71-66	224-41199	Replaces pump w/o cover having tab & slotted hole	
	1	Kit Gasket Set	71-66	260-1007	VINTAGE; Premium valve stem seals incl.	
	1	Brass Block Plug Kit	71-66	381-8000	Incl. 6, 2" OD brass cup plugs for 4, 5, & 6 plug engines	
	1	Steel Shallow Cup Freeze Plug	71-66	381-2170	VINTAGE; 2.141" Diameter	

232 3.8L (3802cc) OHV L6 Hi Torque (12 Valve), 3.75" Bore (AMC Eng.), 2 Bbl. "VIN G" 1971-1966 22

BLOCK	QTY	TIMING	YEARS	PART NO.	DESCRIPTION	BLOCK
	1	3 Piece Set	71-66	KT3-494S	(1) 222-494; (1) 223-355; (1) 223-388	
	1	Timing Chain	71-66	222-494	48 Links	
	1	Crank Sprocket	71-66	223-355	18 Teeth	
	1	Cam Sprocket	71-66	223-388	36 Teeth	
	1	Camshaft/Lifter	71-66	CS-652	VINTAGE; Hydraulic, (050) Duration at .050 Lobe Lift, 185 Exh., 185 Int., 110 Degrees Lobe Separation	

(continued on next page)

American Motors Car (Incl. AMC, Hudson, Nash, Rambler)

22 232 3.8L (3802cc) OHV L6 Hi Torque (12 Valve), 3.75" Bore (AMC Eng.), 2 Bbl. "VIN G" 1971-1966
(cont.)

	CAMSHAFT/LIFTER	YEARS	PART NO.	DESCRIPTION	
VALVE TRAIN	QTY 1				
	1		55-403 Std Only	1.5 oz. packet	
	1		55-400 Std Only	4 oz. bottle; 1.5 oz. packet No. 55-403 also avail.	
	12	71-66	HT-2011 Std Only	Hyd.; w/2 grooves	
	12	71-66	HT-2011R Std Only	Speed-Pro Hi-Revolution Hyd.	
	12	71-66	HT-2011B Std Only	Hyd.; w/2 grooves; Carton of 117	
	QTY 12	PUSH ROD Push Rod	71-68	RP-3163 Std Only	VINTAGE; 9.6560" O.A.L.
	QTY 6	VALVE Exhaust	71-66	V-2023 Std Only	VINTAGE; 4 groove; Chrome plated stem; 1.4060" Head Dia., 0.3720" Stem Dia., 4.8920" O.A.L.
	6	Intake	71-66	V-1981 Std Only	VINTAGE; 4 groove; 1.7870" Head Dia., 0.3720" Stem Dia., 4.8990" O.A.L.
	QTY 12	VALVE GUIDE Guide	71-66	VG-5062 Std Only	0.3735" ID, 2.3800" O.A.L
	QTY 12	VALVE SPRING Spring	71-66	VS-666 Std Only	VINTAGE; w/damper; 2.2600" Free Height
	QTY 12	VALVE SEAL Valve Stem Seal	71-66	ST-2004 Std Only	Positive type; Installation requires valve guide machining; (RBBTF) Rubber/PTFE
12	Valve Stem Seal Bulk	71-66	ST-2004BC Std Only	Positive type; Installation requires valve guide machining; Carton of 100; (RBBTF) Rubber/PTFE	
QTY 6	VALVE SEAT Seat	71-66	245-1500-1 Std Only	Loc. Exh.; 1.5045" OD, 1.2500" ID, 0.2160" Depth	
6	Seat	71-66	245-1500-1N Std Only	Loc. Exh.; Premium Material; 1.5045" OD, 1.2500" ID, 0.2160" Depth	
6	Seat	71-66	245-1875-1 Std Only	Loc. Int.; 1.8810" OD, 1.6100" ID, 0.2485" Depth	
6	Seat	71-66	245-1875-1N Std Only	Loc. Int.; Premium Material; 1.8810" OD, 1.6100" ID, 0.2485" Depth	
QTY 24	VALVE, MISC Keeper	71-66	VK-138A Std Only	1 groove; Square cut key groove; Carton pack 24	
24	Keeper	71-66	VK-138 Std Only	1 groove; Square cut key groove; Carton pack 32	
24	Keeper	71-66	VK-138R Std Only	1 groove; Square cut key groove; Hardened	
24	Keeper	71-66	VK-174 Std Only	4 groove	
24	Keeper	71-66	VK-174R Std Only	4 groove; Hardened	
24	Keeper, Bulk	71-66	VK-138B Std Only	1 groove; Square cut key groove; Carton of 1000	
12	Spring Insert	71-66	259-103C Std Only	.015"; ID 1.030"; Carton of 100	
12	Spring Insert	71-66	259-103B Std Only	.030"; ID 1.030"; Carton of 100	
12	Spring Insert	71-66	259-103BRS Std Only	.030"; ID 1.030"; Carton of 500	
12	Spring Insert	71-66	259-103A Std Only	.060"; ID 1.030"; Carton of 100	
12	Spring Insert	71-66	259-103ARS Std Only	.060"; ID 1.030"; Carton of 500	
QTY 6	PISTON Cast Piston	71-68	409P Std-20-30-40-60	VINTAGE; 8.0:1 C.R.; Cast; .931" Pin Dia.; 2 Rings 5/64 Groove, 1 Ring 3/16 Groove, 1.581 CD, Recessed Head .108 deep x 3.125 dia.	
6	Cast Piston	67-66	409P Std-20-30-40-60	VINTAGE; 8.3:1 C.R.; Cast; .931" Pin Dia.; 2 Rings 5/64 Groove, 1 Ring 3/16 Groove, 1.581 CD, Recessed Head .108 deep x 3.125 dia.	
6	Cast Piston - Individual	71-68	W409P Std-20-30-40-60	VINTAGE; 8.0:1 C.R.; Cast; .931" Pin Dia.; 2 Rings 5/64 Groove, 1 Ring 3/16 Groove, 1.581 CD, Recessed Head .108 deep x 3.125 dia.	
6	Cast Piston - Individual	67-66	W409P Std-20-30-40-60	VINTAGE; 8.3:1 C.R.; Cast; .931" Pin Dia.; 2 Rings 5/64 Groove, 1 Ring 3/16 Groove, 1.581 CD, Recessed Head .108 deep x 3.125 dia.	
QTY 1	RINGS Premium Set	71-66	E-222K Std-20-30-40-60	2-5/64, 1-3/16; Premium Moly	
1	Standard Set	71-66	E-222X Std-20-30-40-60	2-5/64, 1-3/16; Iron	
QTY 1	SLEEVE Repair Sleeve	71-66	SL-19M Std Only	3/32" wall, must be cut to correct length	
QTY 1	ENGINE BEARINGS Main Set	71-66	4289M Std-10-20-30-40-60		
1	Rod Set	71-66	6-3310CPA Std-1-10-20-30-40-50-60		
6	Rod Pair	71-66	3310CPA Std-1-2-10-20-30-40-50-60		
1	Cam Set	71-66	1244M Std-10		
QTY 1	OIL PUMP Oil Pump	71-67	224-43428	Incl. pump & screen	

(continued on next page)

American Motors Car (Incl. AMC, Hudson, Nash, Rambler)

232 3.8L (3802cc) OHV L6 Hi Torque (12 Valve), 3.75" Bore (AMC Eng.), 2 Bbl. "VIN G" 1971-1966 22
(cont.)

BLOCK	QTY	OIL PUMP (cont.)	YEARS	PART NO.	DESCRIPTION	BLOCK
	1	Oil Pump	71-66	224-41199	Replaces pump w/o cover having tab & slotted hole	
	1	GASKETS Kit Gasket Set	71-66	260-1007	VINTAGE; Premium valve stem seals incl.	
	1	FREEZE PLUGS Brass Block Plug Kit	71-66	381-8000	Incl. 6, 2" OD brass cup plugs for 4, 5, & 6 plug engines	
	1	Steel Shallow Cup Freeze Plug	71-66	381-2170	VINTAGE; 2.141" Diameter	

232 3.8L (3802cc) OHV L6 Hi Torque (12 Valve), 3.75" Bore (AMC Eng.), 1 Bbl. "VIN L" 1968-1964 23

VALVE TRAIN	QTY	TIMING	YEARS	PART NO.	DESCRIPTION	VALVE TRAIN
	1	3 Piece Set	68-64	KT3-494S	(1) 222-494; (1) 223-355; (1) 223-388	
	1	Timing Chain	68-64	222-494	48 Links	
	1	Crank Sprocket	68-64	223-355	18 Teeth	
	1	Cam Sprocket	68-64	223-388	36 Teeth	
	1	CAMSHAFT/LIFTER Camshaft	68-64	CS-652	VINTAGE; Hydraulic, (050) Duration at .050 Lobe Lift, 185 Exh., 185 Int., 110 Degrees Lobe Separation	
	1	Prelube		55-403 Std Only	1.5 oz. packet	
	1	Prelube		55-400 Std Only	4 oz. bottle; 1.5 oz. packet No. 55-403 also avail.	
	12	Lifter	68-66	HT-2011 Std Only	Hyd.; w/2 grooves	
	12	Lifter	68-66	HT-2011R Std Only	Speed-Pro Hi-Revolution Hyd.	
	12	Lifter, Bulk	68-66	HT-2011B Std Only	Hyd.; w/2 grooves; Carton of 117	
	12	PUSH ROD Push Rod	68	RP-3163 Std Only	VINTAGE; 9.6560" O.A.L.	
	6	VALVE Exhaust	68-64	V-2023 Std Only	VINTAGE; 4 groove; Chrome plated stem; 1.4060" Head Dia., 0.3720" Stem Dia., 4.8920" O.A.L.	
	6	Intake	68-64	V-1981 Std Only	VINTAGE; 4 groove; 1.7870" Head Dia., 0.3720" Stem Dia., 4.8990" O.A.L.	
	12	VALVE GUIDE Guide	68-64	VG-5062 Std Only	0.3735" ID, 2.3800" O.A.L.	
	12	VALVE SPRING Spring	68-64	VS-666 Std Only	VINTAGE; w/damper; 2.2600" Free Height	
	12	VALVE SEAL Valve Stem Seal	68-64	ST-2004 Std Only	Positive type; Installation requires valve guide machining; (RBBTF) Rubber/PTFE	
	12	Valve Stem Seal Bulk	68-64	ST-2004BC Std Only	Positive type; Installation requires valve guide machining; Carton of 100; (RBBTF) Rubber/PTFE	
	6	VALVE SEAT Seat	68-64	245-1500-1 Std Only	Loc. Exh.; 1.5045" OD, 1.2500" ID, 0.2160" Depth	
	6	Seat	68-64	245-1500-1N Std Only	Loc. Exh.; Premium Material; 1.5045" OD, 1.2500" ID, 0.2160" Depth	
	6	Seat	68-64	245-1875-1 Std Only	Loc. Int.; 1.8810" OD, 1.6100" ID, 0.2485" Depth	
	6	Seat	68-64	245-1875-1N Std Only	Loc. Int.; Premium Material; 1.8810" OD, 1.6100" ID, 0.2485" Depth	
	24	VALVE, MISC Keeper	68-64	VK-138A Std Only	1 groove; Square cut key groove; Carton pack 24	
	24	Keeper	68-64	VK-138 Std Only	1 groove; Square cut key groove; Carton pack 32	
	24	Keeper	68-64	VK-138R Std Only	1 groove; Square cut key groove; Hardened	
	24	Keeper	68-64	VK-174 Std Only	4 groove	
	24	Keeper	68-64	VK-174R Std Only	4 groove; Hardened	
	24	Keeper, Bulk	68-64	VK-138B Std Only	1 groove; Square cut key groove; Carton of 1000	
	12	Spring Insert	68-64	259-103C Std Only	.015"; ID 1.030"; Carton of 100	
	12	Spring Insert	68-64	259-103B Std Only	.030"; ID 1.030"; Carton of 100	
	12	Spring Insert	68-64	259-103BRS Std Only	.030"; ID 1.030"; Carton of 500	
	12	Spring Insert	68-64	259-103A Std Only	.060"; ID 1.030"; Carton of 100	
	12	Spring Insert	68-64	259-103ARS Std Only	.060"; ID 1.030"; Carton of 500	
	6	PISTON Cast Piston	68	409P Std-20-30-40-60	VINTAGE; 8.0:1 C.R.; Cast; .931" Pin Dia.; 2 Rings 5/64 Groove, 1 Ring 3/16 Groove, 1.581 CD, Recessed Head .108 deep x 3.125 dia.	
	6	Cast Piston	67-64	409P Std-20-30-40-60	VINTAGE; 8.3:1 C.R.; Cast; .931" Pin Dia.; 2 Rings 5/64 Groove, 1 Ring 3/16 Groove, 1.581 CD, Recessed Head .108 deep x 3.125 dia.	
	6	Cast Piston - Individual	68	W409P Std-20-30-40-60	VINTAGE; 8.0:1 C.R.; Cast; .931" Pin Dia.; 2 Rings 5/64 Groove, 1 Ring 3/16 Groove, 1.581 CD, Recessed Head .108 deep x 3.125 dia.	

(continued on next page)

American Motors Car (Incl. AMC, Hudson, Nash, Rambler)

23 232 3.8L (3802cc) OHV L6 Hi Torque (12 Valve), 3.75" Bore (AMC Eng.), 1 Bbl. "VIN L" 1968-1964
(cont.)

BLOCK	QTY	PISTON (cont.)	YEARS	PART NO.	DESCRIPTION	BLOCK
	6	Cast Piston - Individual	67-64	W409P Std-20-30-40-60	VINTAGE; 8.3:1 C.R.; Cast; .931" Pin Dia.; 2 Rings 5/64 Groove, 1 Ring 3/16 Groove, 1.581 CD, Recessed Head .108 deep x 3.125 dia.	
	1	Premium Set	68-64	E-222K Std-20-30-40-60	2-5/64, 1-3/16; Premium Moly	
	1	Standard Set	68-64	E-222X Std-20-30-40-60	2-5/64, 1-3/16; Iron	
	1	Repair Sleeve	68-64	SL-19M Std Only	3/32" wall, must be cut to correct length	
	1	Main Set	68-64	4289M Std-10-20-30-40-60		
	1	Rod Set	68-64	6-3310CPA Std-1-10-20-30-40-50-60		
	6	Rod Pair	68-64	3310CPA Std-1-2-10-20-30-40-50-60		
	1	Cam Set	68-64	1244M Std-10		
	1	Oil Pump	68-67	224-43428	Incl. pump & screen	
	1	Oil Pump	68-64	224-41199	Replaces pump w/o cover having tab & slotted hole	
	1	Kit Gasket Set	68-64	260-1007	VINTAGE; Premium valve stem seals incl.	
	1	Brass Block Plug Kit	68-64	381-8000	Incl. 6, 2" OD brass cup plugs for 4, 5, & 6 plug engines	
	1	Steel Shallow Cup Freeze Plug	68-64	381-2170	VINTAGE; 2.141" Diameter	

24 232 3.8L (3802cc) OHV L6 Hi Torque (12 Valve), 3.75" Bore (AMC Eng.), 2 Bbl. "VIN L" 1968-1964

VALVE TRAIN	QTY	TIMING	YEARS	PART NO.	DESCRIPTION	VALVE TRAIN
	1	3 Piece Set	68-64	KT3-494S	(1) 222-494; (1) 223-355; (1) 223-388	
	1	Timing Chain	68-64	222-494	48 Links	
	1	Crank Sprocket	68-64	223-355	18 Teeth	
	1	Cam Sprocket	68-64	223-388	36 Teeth	
	1	Camshaft	68-64	CS-652	VINTAGE; Hydraulic, (.050) Duration at .050 Lobe Lift, 185 Exh., 185 Int., 110 Degrees Lobe Separation	
	1	Prelube		55-403 Std Only	1.5 oz. packet	
	1	Prelube		55-400 Std Only	4 oz. bottle; 1.5 oz. packet No. 55-403 also avail.	
	12	Lifter	68-66	HT-2011 Std Only	Hyd.; w/2 grooves	
	12	Lifter	68-66	HT-2011R Std Only	Speed-Pro Hi-Revolution Hyd.	
	12	Lifter, Bulk	68-66	HT-2011B Std Only	Hyd.; w/2 grooves; Carton of 117	
	12	Push Rod	68	RP-3163 Std Only	VINTAGE; 9.6560" O.A.L.	
	6	Exhaust	68-64	V-2023 Std Only	VINTAGE; 4 groove; Chrome plated stem; 1.4060" Head Dia., 0.3720" Stem Dia., 4.8920" O.A.L.	
	6	Intake	68-64	V-1981 Std Only	VINTAGE; 4 groove; 1.7870" Head Dia., 0.3720" Stem Dia., 4.8990" O.A.L.	
	12	Guide	68-64	VG-5062 Std Only	0.3735" ID, 2.3800" O.A.L	
	12	Spring	68-64	VS-666 Std Only	VINTAGE; w/damper; 2.2600" Free Height	
	12	Valve Stem Seal	68-64	ST-2004 Std Only	Positive type; Installation requires valve guide machining; (RBBTF) Rubber/PTFE	
	12	Valve Stem Seal Bulk	68-64	ST-2004BC Std Only	Positive type; Installation requires valve guide machining; Carton of 100; (RBBTF) Rubber/PTFE	
	6	Seat	68-64	245-1500-1 Std Only	Loc. Exh.; 1.5045" OD, 1.2500" ID, 0.2160" Depth	
	6	Seat	68-64	245-1500-1N Std Only	Loc. Exh.; Premium Material; 1.5045" OD, 1.2500" ID, 0.2160" Depth	
	6	Seat	68-64	245-1875-1 Std Only	Loc. Int.; 1.8810" OD, 1.6100" ID, 0.2485" Depth	
	6	Seat	68-64	245-1875-1N Std Only	Loc. Int.; Premium Material; 1.8810" OD, 1.6100" ID, 0.2485" Depth	
	24	Keeper	68-64	VK-138A Std Only	1 groove; Square cut key groove; Carton pack 24	
	24	Keeper	68-64	VK-138 Std Only	1 groove; Square cut key groove; Carton pack 32	
	24	Keeper	68-64	VK-138R Std Only	1 groove; Square cut key groove; Hardened	
	24	Keeper	68-64	VK-174 Std Only	4 groove	
	24	Keeper	68-64	VK-174R Std Only	4 groove; Hardened	

(continued on next page)

American Motors Car (Incl. AMC, Hudson, Nash, Rambler)

232 3.8L (3802cc) OHV L6 Hi Torque (12 Valve), 3.75" Bore (AMC Eng.), 2 Bbl. "VIN L" 1968-1964 24
(cont.)

QTY	VALVE, MISC (cont.)	YEARS	PART NO.	DESCRIPTION
24	Keeper, Bulk	68-64	VK-138B Std Only	1 groove; Square cut key groove; Carton of 1000
12	Spring Insert	68-64	259-103C Std Only	.015"; ID 1.030"; Carton of 100
12	Spring Insert	68-64	259-103B Std Only	.030"; ID 1.030"; Carton of 100
12	Spring Insert	68-64	259-103BRS Std Only	.030"; ID 1.030"; Carton of 500
12	Spring Insert	68-64	259-103A Std Only	.060"; ID 1.030"; Carton of 100
12	Spring Insert	68-64	259-103ARS Std Only	.060"; ID 1.030"; Carton of 500
QTY	PISTON	YEARS	PART NO.	DESCRIPTION
6	Cast Piston	68	409P Std-20-30-40-60	VINTAGE; 8.0:1 C.R.; Cast; .931" Pin Dia.; 2 Rings 5/64 Groove, 1 Ring 3/16 Groove, 1.581 CD, Recessed Head .108 deep x 3.125 dia.
6	Cast Piston	67-64	409P Std-20-30-40-60	VINTAGE; 8.3:1 C.R.; Cast; .931" Pin Dia.; 2 Rings 5/64 Groove, 1 Ring 3/16 Groove, 1.581 CD, Recessed Head .108 deep x 3.125 dia.
6	Cast Piston - Individual	68	W409P Std-20-30-40-60	VINTAGE; 8.0:1 C.R.; Cast; .931" Pin Dia.; 2 Rings 5/64 Groove, 1 Ring 3/16 Groove, 1.581 CD, Recessed Head .108 deep x 3.125 dia.
6	Cast Piston - Individual	67-64	W409P Std-20-30-40-60	VINTAGE; 8.3:1 C.R.; Cast; .931" Pin Dia.; 2 Rings 5/64 Groove, 1 Ring 3/16 Groove, 1.581 CD, Recessed Head .108 deep x 3.125 dia.
QTY	RINGS	YEARS	PART NO.	DESCRIPTION
1	Premium Set	68-64	E-222K Std-20-30-40-60	2-5/64, 1-3/16; Premium Moly
1	Standard Set	68-64	E-222X Std-20-30-40-60	2-5/64, 1-3/16; Iron
QTY	SLEEVE	YEARS	PART NO.	DESCRIPTION
1	Repair Sleeve	68-64	SL-19M Std Only	3/32" wall, must be cut to correct length
QTY	ENGINE BEARINGS	YEARS	PART NO.	DESCRIPTION
1	Main Set	68-64	4289M Std-10-20-30-40-60	
1	Rod Set	68-64	6-3310CPA Std-1-10-20-30-40-50-60	
6	Rod Pair	68-64	3310CPA Std-1-2-10-20-30-40-50-60	
1	Cam Set	68-64	1244M Std-10	
QTY	OIL PUMP	YEARS	PART NO.	DESCRIPTION
1	Oil Pump	68-67	224-43428	Incl. pump & screen
1	Oil Pump	68-64	224-41199	Replaces pump w/o cover having tab & slotted hole
QTY	GASKETS	YEARS	PART NO.	DESCRIPTION
1	Kit Gasket Set	68-64	260-1007	VINTAGE; Premium valve stem seals incl.
QTY	FREEZE PLUGS	YEARS	PART NO.	DESCRIPTION
1	Brass Block Plug Kit	68-64	381-8000	Incl. 6, 2" OD brass cup plugs for 4, 5, & 6 plug engines
1	Steel Shallow Cup Freeze Plug	68-64	381-2170	VINTAGE; 2.141" Diameter

232 3.8L (3802cc) OHV L6 Hi Torque (12 Valve), 3.75" Bore (AMC Eng.), 1 Bbl. "VIN M" 1969 25

QTY	TIMING	YEARS	PART NO.	DESCRIPTION
1	3 Piece Set	69	KT3-494S	(1) 222-494; (1) 223-355; (1) 223-388
1	Timing Chain	69	222-494	48 Links
1	Crank Sprocket	69	223-355	18 Teeth
1	Cam Sprocket	69	223-388	36 Teeth
QTY	CAMSHAFT/LIFTER	YEARS	PART NO.	DESCRIPTION
1	Camshaft	69	CS-652	VINTAGE; Hydraulic, (050) Duration at .050 Lobe Lift, 185 Exh., 185 Int., 110 Degrees Lobe Separation
1	Prelube		55-403 Std Only	1.5 oz. packet
1	Prelube		55-400 Std Only	4 oz. bottle; 1.5 oz. packet No. 55-403 also avail.
12	Lifter	69	HT-2011 Std Only	Hyd.; w/2 grooves
12	Lifter	69	HT-2011R Std Only	Speed-Pro Hi-Revolution Hyd.
12	Lifter, Bulk	69	HT-2011B Std Only	Hyd.; w/2 grooves; Carton of 117
QTY	PUSH ROD	YEARS	PART NO.	DESCRIPTION
12	Push Rod	69	RP-3163 Std Only	VINTAGE; 9.6560" O.A.L.
QTY	VALVE	YEARS	PART NO.	DESCRIPTION
6	Exhaust	69	V-2023 Std Only	VINTAGE; 4 groove; Chrome plated stem; 1.4060" Head Dia., 0.3720" Stem Dia., 4.8920" O.A.L.
6	Intake	69	V-1981 Std Only	VINTAGE; 4 groove; 1.7870" Head Dia., 0.3720" Stem Dia., 4.8990" O.A.L.
QTY	VALVE GUIDE	YEARS	PART NO.	DESCRIPTION
12	Guide	69	VG-5062 Std Only	0.3735" ID, 2.3800" O.A.L.
QTY	VALVE SPRING	YEARS	PART NO.	DESCRIPTION
12	Spring	69	VS-666 Std Only	VINTAGE; w/damper; 2.2600" Free Height

(continued on next page)

American Motors Car (Incl. AMC, Hudson, Nash, Rambler)

25 232 3.8L (3802cc) OHV L6 Hi Torque (12 Valve), 3.75" Bore (AMC Eng.), 1 Bbl. "VIN M" 1969
(cont.)

	QTY	VALVE SEAT	YEARS	PART NO.	DESCRIPTION
VALVE TRAIN	12	Valve Stem Seal	69	ST-2004 Std Only	Positive type; Installation requires valve guide machining; (RBBTF) Rubber/PTFE
	12	Valve Stem Seal Bulk	69	ST-2004BC Std Only	Positive type; Installation requires valve guide machining; Carton of 100; (RBBTF) Rubber/PTFE
	6	Seat	69	245-1500-1 Std Only	Loc. Exh.; 1.5045" OD, 1.2500" ID, 0.2160" Depth
	6	Seat	69	245-1500-1N Std Only	Loc. Exh.; Premium Material; 1.5045" OD, 1.2500" ID, 0.2160" Depth
	6	Seat	69	245-1875-1 Std Only	Loc. Int.; 1.8810" OD, 1.6100" ID, 0.2485" Depth
	6	Seat	69	245-1875-1N Std Only	Loc. Int.; Premium Material; 1.8810" OD, 1.6100" ID, 0.2485" Depth
	24	Keeper	69	VK-138A Std Only	1 groove; Square cut key groove; Carton pack 24
	24	Keeper	69	VK-138 Std Only	1 groove; Square cut key groove; Carton pack 32
	24	Keeper	69	VK-138R Std Only	1 groove; Square cut key groove; Hardened
	24	Keeper	69	VK-174 Std Only	4 groove
	24	Keeper	69	VK-174R Std Only	4 groove; Hardened
	24	Keeper, Bulk	69	VK-138B Std Only	1 groove; Square cut key groove; Carton of 1000
12	Spring Insert	69	259-103C Std Only	.015"; ID 1.030"; Carton of 100	
12	Spring Insert	69	259-103B Std Only	.030"; ID 1.030"; Carton of 100	
12	Spring Insert	69	259-103BRS Std Only	.030"; ID 1.030"; Carton of 500	
12	Spring Insert	69	259-103A Std Only	.060"; ID 1.030"; Carton of 100	
12	Spring Insert	69	259-103ARS Std Only	.060"; ID 1.030"; Carton of 500	
BLOCK	6	Cast Piston	69	409P Std-20-30-40-60	VINTAGE; 8.0:1 C.R.; Cast; .931" Pin Dia.; 2 Rings 5/64 Groove, 1 Ring 3/16 Groove, 1.581 CD, Recessed Head .108 deep x 3.125 dia.
	6	Cast Piston - Individual	69	W409P Std-20-30-40-60	VINTAGE; 8.0:1 C.R.; Cast; .931" Pin Dia.; 2 Rings 5/64 Groove, 1 Ring 3/16 Groove, 1.581 CD, Recessed Head .108 deep x 3.125 dia.
	1	Premium Set	69	E-222K Std-20-30-40-60	2-5/64, 1-3/16; Premium Moly
	1	Standard Set	69	E-222X Std-20-30-40-60	2-5/64, 1-3/16; Iron
	1	Repair Sleeve	69	SL-19M Std Only	3/32" wall, must be cut to correct length
	1	Main Set	69	4289M Std-10-20-30-40-60	
	1	Rod Set	69	6-3310CPA Std-1-10-20-30-40-50-60	
	6	Rod Pair	69	3310CPA Std-1-2-10-20-30-40-50-60	
	1	Cam Set	69	1244M Std-10	
	1	Oil Pump	69	224-43428	Incl. pump & screen
	1	Oil Pump	69	224-41199	Replaces pump w/o cover having tab & slotted hole
	1	Kit Gasket Set	69	260-1007	VINTAGE; Premium valve stem seals incl.
1	Brass Block Plug Kit	69	381-8000	Incl. 6, 2" OD brass cup plugs for 4, 5, & 6 plug engines	
1	Steel Shallow Cup Freeze Plug	69	381-2170	VINTAGE; 2.141" Diameter	

26 232 3.8L (3802cc) OHV L6 Hi Torque (12 Valve), 3.75" Bore (AMC Eng.), 2 Bbl. "VIN M" 1967-1966

	QTY	TIMING	YEARS	PART NO.	DESCRIPTION
	1	3 Piece Set	67-66	KT3-494S	(1) 222-494; (1) 223-355; (1) 223-388
	1	Timing Chain	67-66	222-494	48 Links
	1	Crank Sprocket	67-66	223-355	18 Teeth
	1	Cam Sprocket	67-66	223-388	36 Teeth
	1	Camshaft	67-66	CS-652	VINTAGE; Hydraulic, (050) Duration at .050 Lobe Lift, 185 Exh., 185 Int., 110 Degrees Lobe Separation
	1	Prelube		55-403 Std Only	1.5 oz. packet
	1	Prelube		55-400 Std Only	4 oz. bottle; 1.5 oz. packet No. 55-403 also avail.
	12	Lifter	67-66	HT-2011 Std Only	Hyd.; w/2 grooves
	12	Lifter	67-66	HT-2011R Std Only	Speed-Pro Hi-Revolution Hyd.
	12	Lifter, Bulk	67-66	HT-2011B Std Only	Hyd.; w/2 grooves; Carton of 117
	6	Exhaust	67-66	V-2023 Std Only	VINTAGE; 4 groove; Chrome plated stem; 1.4060" Head Dia., 0.3720" Stem Dia., 4.8920" O.A.L.

(continued on next page)

American Motors Car (Incl. AMC, Hudson, Nash, Rambler)

232 3.8L (3802cc) OHV L6 Hi Torque (12 Valve), 3.75" Bore (AMC Eng.), 2 Bbl. "VIN M" 1967-1966 26
(cont.)

	QTY	VALVE (cont.)	YEARS	PART NO.	DESCRIPTION
VALVE TRAIN	6	Intake	67-66	V-1981 Std Only	VINTAGE; 4 groove; 1.7870" Head Dia., 0.3720" Stem Dia., 4.8990" O.A.L.
	12	VALVE GUIDE Guide	67-66	VG-5062 Std Only	0.3735" ID, 2.3800" O.A.L
	12	VALVE SPRING Spring	67-66	VS-666 Std Only	VINTAGE; w/damper; 2.2600" Free Height
	12	VALVE SEAL Valve Stem Seal	67-66	ST-2004 Std Only	Positive type; Installation requires valve guide machining; (RBBTF) Rubber/PTFE
	12	Valve Stem Seal Bulk	67-66	ST-2004BC Std Only	Positive type; Installation requires valve guide machining; Carton of 100; (RBBTF) Rubber/PTFE
	6	VALVE SEAT Seat	67-66	245-1500-1 Std Only	Loc. Exh.; 1.5045" OD, 1.2500" ID, 0.2160" Depth
	6	Seat	67-66	245-1500-1N Std Only	Loc. Exh.; Premium Material; 1.5045" OD, 1.2500" ID, 0.2160" Depth
	6	Seat	67-66	245-1875-1 Std Only	Loc. Int.; 1.8810" OD, 1.6100" ID, 0.2485" Depth
	6	Seat	67-66	245-1875-1N Std Only	Loc. Int.; Premium Material; 1.8810" OD, 1.6100" ID, 0.2485" Depth
	24	VALVE, MISC Keeper	67-66	VK-138A Std Only	1 groove; Square cut key groove; Carton pack 24
	24	Keeper	67-66	VK-138 Std Only	1 groove; Square cut key groove; Carton pack 32
	24	Keeper	67-66	VK-138R Std Only	1 groove; Square cut key groove; Hardened
24	Keeper	67-66	VK-174 Std Only	4 groove	
24	Keeper	67-66	VK-174R Std Only	4 groove; Hardened	
24	Keeper, Bulk	67-66	VK-138B Std Only	1 groove; Square cut key groove; Carton of 1000	
12	Spring Insert	67-66	259-103C Std Only	.015"; ID 1.030"; Carton of 100	
12	Spring Insert	67-66	259-103B Std Only	.030"; ID 1.030"; Carton of 100	
12	Spring Insert	67-66	259-103BRS Std Only	.030"; ID 1.030"; Carton of 500	
12	Spring Insert	67-66	259-103A Std Only	.060"; ID 1.030"; Carton of 100	
12	Spring Insert	67-66	259-103ARS Std Only	.060"; ID 1.030"; Carton of 500	
BLOCK	6	PISTON Cast Piston	67-66	409P Std-20-30-40-60	VINTAGE; 8.3:1 C.R.; Cast; .931" Pin Dia.; 2 Rings 5/64 Groove, 1 Ring 3/16 Groove, 1.581 CD, Recessed Head .108 deep x 3.125 dia.
	6	Cast Piston - Individual	67-66	W409P Std-20-30-40-60	VINTAGE; 8.3:1 C.R.; Cast; .931" Pin Dia.; 2 Rings 5/64 Groove, 1 Ring 3/16 Groove, 1.581 CD, Recessed Head .108 deep x 3.125 dia.
	1	RINGS Premium Set	67-66	E-222K Std-20-30-40-60	2-5/64, 1-3/16; Premium Moly
	1	Standard Set	67-66	E-222X Std-20-30-40-60	2-5/64, 1-3/16; Iron
	1	SLEEVE Repair Sleeve	67-66	SL-19M Std Only	3/32" wall, must be cut to correct length
	1	ENGINE BEARINGS Main Set	67-66	4289M Std-10-20-30-40-60	
	1	Rod Set	67-66	6-3310CPA Std-1-10-20-30-40-50-60	
	6	Rod Pair	67-66	3310CPA Std-1-2-10-20-30-40-50-60	
	1	Cam Set	67-66	1244M Std-10	
	1	OIL PUMP Oil Pump	67	224-43428	Incl. pump & screen
	1	Oil Pump	67-66	224-41199	Replaces pump w/o cover having tab & slotted hole
	1	GASKETS Kit Gasket Set	67-66	260-1007	VINTAGE; Premium valve stem seals incl.
1	FREEZE PLUGS Brass Block Plug Kit	67-66	381-8000	Incl. 6, 2" OD brass cup plugs for 4, 5, & 6 plug engines	
1	Steel Shallow Cup Freeze Plug	67-66	381-2170	VINTAGE; 2.141" Diameter	

232 3.8L (3802cc) OHV L6 Hi Torque (12 Valve), 3.75" Bore (AMC Eng.), 1 Bbl. "VIN P" 1969-1967 27

BLOCK	1	TIMING 3 Piece Set	69-67	KT3-494S	(1) 222-494; (1) 223-355; (1) 223-388
	1	Timing Chain	69-67	222-494	48 Links
	1	Crank Sprocket	69-67	223-355	18 Teeth
	1	Cam Sprocket	69-67	223-388	36 Teeth
1	CAMSHAFT/LIFTER Camshaft	69-67	CS-652	VINTAGE; Hydraulic, (050) Duration at .050 Lobe Lift, 185 Exh., 185 Int., 110 Degrees Lobe Separation	

(continued on next page)

American Motors Car (Incl. AMC, Hudson, Nash, Rambler)

27 232 3.8L (3802cc) OHV L6 Hi Torque (12 Valve), 3.75" Bore (AMC Eng.), 1 Bbl. "VIN P" 1969-1967
(cont.)

	CAMSHAFT/LIFTER	YEARS	PART NO.	DESCRIPTION	
VALVE TRAIN	QTY 1				
	1		55-403 Std Only	1.5 oz. packet	
	1		55-400 Std Only	4 oz. bottle; 1.5 oz. packet No. 55-403 also avail.	
	12	69-67	HT-2011 Std Only	Hyd.; w/2 grooves	
	12	69-67	HT-2011R Std Only	Speed-Pro Hi-Revolution Hyd.	
	12	69-67	HT-2011B Std Only	Hyd.; w/2 grooves; Carton of 117	
	QTY 12	PUSH ROD Push Rod	YEARS 69-68	PART NO. RP-3163 Std Only	DESCRIPTION VINTAGE; 9.6560" O.A.L.
	QTY 6	VALVE Exhaust	YEARS 69-67	PART NO. V-2023 Std Only	DESCRIPTION VINTAGE; 4 groove; Chrome plated stem; 1.4060" Head Dia., 0.3720" Stem Dia., 4.8920" O.A.L.
	6	Intake	69-67	V-1981 Std Only	VINTAGE; 4 groove; 1.7870" Head Dia., 0.3720" Stem Dia., 4.8990" O.A.L.
	QTY 12	VALVE GUIDE Guide	YEARS 69-67	PART NO. VG-5062 Std Only	DESCRIPTION 0.3735" ID, 2.3800" O.A.L
	QTY 12	VALVE SPRING Spring	YEARS 69-67	PART NO. VS-666 Std Only	DESCRIPTION VINTAGE; w/damper; 2.2600" Free Height
	QTY 12	VALVE SEAL Valve Stem Seal	YEARS 69-67	PART NO. ST-2004 Std Only	DESCRIPTION Positive type; Installation requires valve guide machining; (RBBTF) Rubber/PTFE
12	Valve Stem Seal Bulk	69-67	ST-2004BC Std Only	Positive type; Installation requires valve guide machining; Carton of 100; (RBBTF) Rubber/PTFE	
QTY 6	VALVE SEAT Seat	YEARS 69-67	PART NO. 245-1500-1 Std Only	DESCRIPTION Loc. Exh.; 1.5045" OD, 1.2500" ID, 0.2160" Depth	
6	Seat	69-67	245-1500-1N Std Only	Loc. Exh.; Premium Material; 1.5045" OD, 1.2500" ID, 0.2160" Depth	
6	Seat	69-67	245-1875-1 Std Only	Loc. Int.; 1.8810" OD, 1.6100" ID, 0.2485" Depth	
6	Seat	69-67	245-1875-1N Std Only	Loc. Int.; Premium Material; 1.8810" OD, 1.6100" ID, 0.2485" Depth	
QTY 24	VALVE, MISC Keeper	YEARS 69-67	PART NO. VK-138A Std Only	DESCRIPTION 1 groove; Square cut key groove; Carton pack 24	
24	Keeper	69-67	VK-138 Std Only	1 groove; Square cut key groove; Carton pack 32	
24	Keeper	69-67	VK-138R Std Only	1 groove; Square cut key groove; Hardened	
24	Keeper	69-67	VK-174 Std Only	4 groove	
24	Keeper	69-67	VK-174R Std Only	4 groove; Hardened	
24	Keeper, Bulk	69-67	VK-138B Std Only	1 groove; Square cut key groove; Carton of 1000	
12	Spring Insert	69-67	259-103C Std Only	.015"; ID 1.030"; Carton of 100	
12	Spring Insert	69-67	259-103B Std Only	.030"; ID 1.030"; Carton of 100	
12	Spring Insert	69-67	259-103BRS Std Only	.030"; ID 1.030"; Carton of 500	
12	Spring Insert	69-67	259-103A Std Only	.060"; ID 1.030"; Carton of 100	
12	Spring Insert	69-67	259-103ARS Std Only	.060"; ID 1.030"; Carton of 500	
QTY 6	PISTON Cast Piston	YEARS 69-68	PART NO. 409P Std-20-30-40-60	DESCRIPTION VINTAGE; 8.0:1 C.R.; Cast; .931" Pin Dia.; 2 Rings 5/64 Groove, 1 Ring 3/16 Groove, 1.581 CD, Recessed Head .108 deep x 3.125 dia.	
6	Cast Piston	67	409P Std-20-30-40-60	VINTAGE; 8.3:1 C.R.; Cast; .931" Pin Dia.; 2 Rings 5/64 Groove, 1 Ring 3/16 Groove, 1.581 CD, Recessed Head .108 deep x 3.125 dia.	
6	Cast Piston - Individual	69-68	W409P Std-20-30-40-60	VINTAGE; 8.0:1 C.R.; Cast; .931" Pin Dia.; 2 Rings 5/64 Groove, 1 Ring 3/16 Groove, 1.581 CD, Recessed Head .108 deep x 3.125 dia.	
6	Cast Piston - Individual	67	W409P Std-20-30-40-60	VINTAGE; 8.3:1 C.R.; Cast; .931" Pin Dia.; 2 Rings 5/64 Groove, 1 Ring 3/16 Groove, 1.581 CD, Recessed Head .108 deep x 3.125 dia.	
QTY 1	RINGS Premium Set	YEARS 69-67	PART NO. E-222K Std-20-30-40-60	DESCRIPTION 2-5/64, 1-3/16; Premium Moly	
1	Standard Set	69-67	E-222X Std-20-30-40-60	2-5/64, 1-3/16; Iron	
QTY 1	SLEEVE Repair Sleeve	YEARS 69-67	PART NO. SL-19M Std Only	DESCRIPTION 3/32" wall, must be cut to correct length	
QTY 1	ENGINE BEARINGS Main Set	YEARS 69-67	PART NO. 4289M Std-10-20-30-40-60	DESCRIPTION	
1	Rod Set	69-67	6-3310CPA Std-1-10-20-30-40-50-60		
6	Rod Pair	69-67	3310CPA Std-1-2-10-20-30-40-50-60		
1	Cam Set	69-67	1244M Std-10		
QTY 1	OIL PUMP Oil Pump	YEARS 69-67	PART NO. 224-43428	DESCRIPTION Incl. pump & screen	

(continued on next page)

American Motors Car (Incl. AMC, Hudson, Nash, Rambler)

232 3.8L (3802cc) OHV L6 Hi Torque (12 Valve), 3.75" Bore (AMC Eng.), 1 Bbl. "VIN P" 1969-1967 27
(cont.)

BLOCK	QTY	OIL PUMP (cont.)	YEARS	PART NO.	DESCRIPTION	BLOCK
	1	Oil Pump	69-67	224-41199	Replaces pump w/o cover having tab & slotted hole	
	1	GASKETS Kit Gasket Set	69-67	260-1007	VINTAGE; Premium valve stem seals incl.	
	1	FREEZE PLUGS Brass Block Plug Kit	69-67	381-8000	Incl. 6, 2" OD brass cup plugs for 4, 5, & 6 plug engines	
	1	Steel Shallow Cup Freeze Plug	69-67	381-2170	VINTAGE; 2.141" Diameter	

232 3.8L (3802cc) OHV L6 Hi Torque (12 Valve), 3.75" Bore (AMC Eng.), 2 Bbl. "VIN Q" 1971-1970 28

VALVE TRAIN	QTY	TIMING	YEARS	PART NO.	DESCRIPTION	VALVE TRAIN
	1	3 Piece Set	71-70	KT3-494S	(1) 222-494; (1) 223-355; (1) 223-388	
	1	Timing Chain	71-70	222-494	48 Links	
	1	Crank Sprocket	71-70	223-355	18 Teeth	
	1	Cam Sprocket	71-70	223-388	36 Teeth	
	1	CAMSHAFT/LIFTER Camshaft	71-70	CS-652	VINTAGE; Hydraulic, (050) Duration at .050 Lobe Lift, 185 Exh., 185 Int., 110 Degrees Lobe Separation	
	1	Prelube		55-403 Std Only	1.5 oz. packet	
	1	Prelube		55-400 Std Only	4 oz. bottle; 1.5 oz. packet No. 55-403 also avail.	
	12	Lifter	71-70	HT-2011 Std Only	Hyd.; w/2 grooves	
	12	Lifter	71-70	HT-2011R Std Only	Speed-Pro Hi-Revolution Hyd.	
	12	Lifter, Bulk	71-70	HT-2011B Std Only	Hyd.; w/2 grooves; Carton of 117	
	12	PUSH ROD Push Rod	71-70	RP-3163 Std Only	VINTAGE; 9.6560" O.A.L.	
	6	VALVE Exhaust	71-70	V-2023 Std Only	VINTAGE; 4 groove; Chrome plated stem; 1.4060" Head Dia., 0.3720" Stem Dia., 4.8920" O.A.L.	
	6	Intake	71-70	V-1981 Std Only	VINTAGE; 4 groove; 1.7870" Head Dia., 0.3720" Stem Dia., 4.8990" O.A.L.	
	12	VALVE GUIDE Guide	71-70	VG-5062 Std Only	0.3735" ID, 2.3800" O.A.L.	
	12	VALVE SPRING Spring	71-70	VS-666 Std Only	VINTAGE; w/damper; 2.2600" Free Height	
	12	VALVE SEAL Valve Stem Seal	71-70	ST-2004 Std Only	Positive type; Installation requires valve guide machining; (RBBTF) Rubber/PTFE	
	12	Valve Stem Seal Bulk	71-70	ST-2004BC Std Only	Positive type; Installation requires valve guide machining; Carton of 100; (RBBTF) Rubber/PTFE	
	6	VALVE SEAT Seat	71-70	245-1500-1 Std Only	Loc. Exh.; 1.5045" OD, 1.2500" ID, 0.2160" Depth	
	6	Seat	71-70	245-1500-1N Std Only	Loc. Exh.; Premium Material; 1.5045" OD, 1.2500" ID, 0.2160" Depth	
	6	Seat	71-70	245-1875-1 Std Only	Loc. Int.; 1.8810" OD, 1.6100" ID, 0.2485" Depth	
	6	Seat	71-70	245-1875-1N Std Only	Loc. Int.; Premium Material; 1.8810" OD, 1.6100" ID, 0.2485" Depth	
	24	VALVE, MISC Keeper	71-70	VK-138A Std Only	1 groove; Square cut key groove; Carton pack 24	
	24	Keeper	71-70	VK-138 Std Only	1 groove; Square cut key groove; Carton pack 32	
	24	Keeper	71-70	VK-138R Std Only	1 groove; Square cut key groove; Hardened	
	24	Keeper	71-70	VK-174 Std Only	4 groove	
	24	Keeper	71-70	VK-174R Std Only	4 groove; Hardened	
	24	Keeper, Bulk	71-70	VK-138B Std Only	1 groove; Square cut key groove; Carton of 1000	
	12	Spring Insert	71-70	259-103C Std Only	.015"; ID 1.030"; Carton of 100	
	12	Spring Insert	71-70	259-103B Std Only	.030"; ID 1.030"; Carton of 100	
	12	Spring Insert	71-70	259-103BRS Std Only	.030"; ID 1.030"; Carton of 500	
	12	Spring Insert	71-70	259-103A Std Only	.060"; ID 1.030"; Carton of 100	
	12	Spring Insert	71-70	259-103ARS Std Only	.060"; ID 1.030"; Carton of 500	
	6	PISTON Cast Piston	71-70	409P Std-20-30-40-60	VINTAGE; 8.0:1 C.R.; Cast; .931" Pin Dia.; 2 Rings 5/64 Groove, 1 Ring 3/16 Groove, 1.581 CD, Recessed Head .108 deep x 3.125 dia.	
	6	Cast Piston - Individual	71-70	W409P Std-20-30-40-60	VINTAGE; 8.0:1 C.R.; Cast; .931" Pin Dia.; 2 Rings 5/64 Groove, 1 Ring 3/16 Groove, 1.581 CD, Recessed Head .108 deep x 3.125 dia.	
	1	RINGS Premium Set	71-70	E-222K Std-20-30-40-60	2-5/64, 1-3/16; Premium Moly	
	1	Standard Set	71-70	E-222X Std-20-30-40-60	2-5/64, 1-3/16; Iron	

(continued on next page)

American Motors Car (Incl. AMC, Hudson, Nash, Rambler)

28 232 3.8L (3802cc) OHV L6 Hi Torque (12 Valve), 3.75" Bore (AMC Eng.), 2 Bbl. "VIN Q" 1971-1970
(cont.)

BLOCK	QTY	SLEEVE	YEARS	PART NO.	DESCRIPTION	BLOCK
	1	Repair Sleeve	71-70	SL-19M Std Only	3/32" wall, must be cut to correct length	
	1	ENGINE BEARINGS	YEARS	PART NO.	DESCRIPTION	
	1	Main Set	71-70	4289M Std-10-20-30-40-60		
	1	Rod Set	71-70	6-3310CPA Std-1-10-20-30-40-50-60		
	6	Rod Pair	71-70	3310CPA Std-1-2-10-20-30-40-50-60		
	1	Cam Set	71-70	1244M Std-10		
	1	OIL PUMP	YEARS	PART NO.	DESCRIPTION	
	1	Oil Pump	71-70	224-43428	Incl. pump & screen	
	1	Oil Pump	71-70	224-41199	Replaces pump w/o cover having tab & slotted hole	
	1	GASKETS	YEARS	PART NO.	DESCRIPTION	
	1	Kit Gasket Set	71-70	260-1007	VINTAGE; Premium valve stem seals incl.	
	1	FREEZE PLUGS	YEARS	PART NO.	DESCRIPTION	
	1	Brass Block Plug Kit	71-70	381-8000	Incl. 6, 2" OD brass cup plugs for 4, 5, & 6 plug engines	
	1	Steel Shallow Cup Freeze Plug	71-70	381-2170	VINTAGE; 2.141" Diameter	

29 232 3.8L (3802cc) OHV L6 Hi Torque (12 Valve), 3.75" Bore (AMC Eng.), 1 Bbl. "VIN S" 1967

VALVE TRAIN	QTY	TIMING	YEARS	PART NO.	DESCRIPTION	VALVE TRAIN
	1	3 Piece Set	67	KT3-494S	(1) 222-494; (1) 223-355; (1) 223-388	
	1	Timing Chain	67	222-494	48 Links	
	1	Crank Sprocket	67	223-355	18 Teeth	
	1	Cam Sprocket	67	223-388	36 Teeth	
	1	CAMSHAFT/LIFTER	YEARS	PART NO.	DESCRIPTION	
	1	Camshaft	67	CS-652	VINTAGE; Hydraulic, (050) Duration at .050 Lobe Lift, 185 Exh., 185 Int., 110 Degrees Lobe Separation	
	1	Prelube		55-403 Std Only	1.5 oz. packet	
	1	Prelube		55-400 Std Only	4 oz. bottle; 1.5 oz. packet No. 55-403 also avail.	
	12	Lifter	67	HT-2011 Std Only	Hyd.; w/2 grooves	
	12	Lifter	67	HT-2011R Std Only	Speed-Pro Hi-Revolution Hyd.	
	12	Lifter, Bulk	67	HT-2011B Std Only	Hyd.; w/2 grooves; Carton of 117	
	6	VALVE	YEARS	PART NO.	DESCRIPTION	
	6	Exhaust	67	V-2023 Std Only	VINTAGE; 4 groove; Chrome plated stem; 1.4060" Head Dia., 0.3720" Stem Dia., 4.8920" O.A.L.	
	6	Intake	67	V-1981 Std Only	VINTAGE; 4 groove; 1.7870" Head Dia., 0.3720" Stem Dia., 4.8990" O.A.L.	
	12	VALVE GUIDE	YEARS	PART NO.	DESCRIPTION	
	12	Guide	67	VG-5062 Std Only	0.3735" ID, 2.3800" O.A.L.	
	12	VALVE SPRING	YEARS	PART NO.	DESCRIPTION	
	12	Spring	67	VS-666 Std Only	VINTAGE; w/damper; 2.2600" Free Height	
	12	VALVE SEAL	YEARS	PART NO.	DESCRIPTION	
	12	Valve Stem Seal	67	ST-2004 Std Only	Positive type; Installation requires valve guide machining; (RBBTF) Rubber/PTFE	
	12	Valve Stem Seal Bulk	67	ST-2004BC Std Only	Positive type; Installation requires valve guide machining; Carton of 100; (RBBTF) Rubber/PTFE	
	6	VALVE SEAT	YEARS	PART NO.	DESCRIPTION	
	6	Seat	67	245-1500-1 Std Only	Loc. Exh.; 1.5045" OD, 1.2500" ID, 0.2160" Depth	
	6	Seat	67	245-1500-1N Std Only	Loc. Exh.; Premium Material; 1.5045" OD, 1.2500" ID, 0.2160" Depth	
	6	Seat	67	245-1875-1 Std Only	Loc. Int.; 1.8810" OD, 1.6100" ID, 0.2485" Depth	
	6	Seat	67	245-1875-1N Std Only	Loc. Int.; Premium Material; 1.8810" OD, 1.6100" ID, 0.2485" Depth	
	24	VALVE, MISC	YEARS	PART NO.	DESCRIPTION	
	24	Keeper	67	VK-138A Std Only	1 groove; Square cut key groove; Carton pack 24	
	24	Keeper	67	VK-138 Std Only	1 groove; Square cut key groove; Carton pack 32	
	24	Keeper	67	VK-138R Std Only	1 groove; Square cut key groove; Hardened	
	24	Keeper	67	VK-174 Std Only	4 groove	
	24	Keeper	67	VK-174R Std Only	4 groove; Hardened	
	24	Keeper, Bulk	67	VK-138B Std Only	1 groove; Square cut key groove; Carton of 1000	
	12	Spring Insert	67	259-103C Std Only	.015"; ID 1.030"; Carton of 100	
	12	Spring Insert	67	259-103B Std Only	.030"; ID 1.030"; Carton of 100	
	12	Spring Insert	67	259-103BRS Std Only	.030"; ID 1.030"; Carton of 500	
	12	Spring Insert	67	259-103A Std Only	.060"; ID 1.030"; Carton of 100	
	12	Spring Insert	67	259-103ARS Std Only	.060"; ID 1.030"; Carton of 500	

(continued on next page)

American Motors Car (Incl. AMC, Hudson, Nash, Rambler)

232 3.8L (3802cc) OHV L6 Hi Torque (12 Valve), 3.75" Bore (AMC Eng.), 1 Bbl. "VIN S" 1967 29
(cont.)

QTY	PART NO.	YEARS	PART NO.	DESCRIPTION
6	PISTON Cast Piston	67	409P Std-20-30-40-60	VINTAGE; 8.3:1 C.R.; Cast; .931" Pin Dia.; 2 Rings 5/64 Groove, 1 Ring 3/16 Groove, 1.581 CD, Recessed Head .108 deep x 3.125 dia.
6	Cast Piston - Individual	67	W409P Std-20-30-40-60	VINTAGE; 8.3:1 C.R.; Cast; .931" Pin Dia.; 2 Rings 5/64 Groove, 1 Ring 3/16 Groove, 1.581 CD, Recessed Head .108 deep x 3.125 dia.
1	RINGS Premium Set	67	E-222K Std-20-30-40-60	2-5/64, 1-3/16; Premium Moly
1	Standard Set	67	E-222X Std-20-30-40-60	2-5/64, 1-3/16; Iron
1	SLEEVE Repair Sleeve	67	SL-19M Std Only	3/32" wall, must be cut to correct length
1	ENGINE BEARINGS Main Set	67	4289M Std-10-20-30-40-60	
1	Rod Set	67	6-3310CPA Std-1-10-20-30-40-50-60	
6	Rod Pair	67	3310CPA Std-1-2-10-20-30-40-50-60	
1	Cam Set	67	1244M Std-10	
1	OIL PUMP Oil Pump	67	224-43428	Incl. pump & screen
1	Oil Pump	67	224-41199	Replaces pump w/o cover having tab & slotted hole
1	GASKETS Kit Gasket Set	67	260-1007	VINTAGE; Premium valve stem seals incl.
1	FREEZE PLUGS Brass Block Plug Kit	67	381-8000	Incl. 6, 2" OD brass cup plugs for 4, 5, & 6 plug engines
1	Steel Shallow Cup Freeze Plug	67	381-2170	VINTAGE; 2.141" Diameter

232 3.8L (3802cc) OHV L6 Hi Torque (12 Valve), 3.75" Bore (AMC Eng.), 2 Bbl. "VIN S" 1966-1965 30

QTY	PART NO.	YEARS	PART NO.	DESCRIPTION
1	TIMING 3 Piece Set	66-65	KT3-494S	(1) 222-494; (1) 223-355; (1) 223-388
1	Timing Chain	66-65	222-494	48 Links
1	Crank Sprocket	66-65	223-355	18 Teeth
1	Cam Sprocket	66-65	223-388	36 Teeth
1	CAMSHAFT/LIFTER Camshaft	66-65	CS-652	VINTAGE; Hydraulic, (050) Duration at .050 Lobe Lift, 185 Exh., 185 Int., 110 Degrees Lobe Separation
1	Prelube		55-403 Std Only	1.5 oz. packet
1	Prelube		55-400 Std Only	4 oz. bottle; 1.5 oz. packet No. 55-403 also avail.
12	Lifter	66	HT-2011 Std Only	Hyd.; w/2 grooves
12	Lifter	66	HT-2011R Std Only	Speed-Pro Hi-Revolution Hyd.
12	Lifter, Bulk	66	HT-2011B Std Only	Hyd.; w/2 grooves; Carton of 117
6	VALVE Exhaust	66-65	V-2023 Std Only	VINTAGE; 4 groove; Chrome plated stem; 1.4060" Head Dia., 0.3720" Stem Dia., 4.8920" O.A.L.
6	Intake	66-65	V-1981 Std Only	VINTAGE; 4 groove; 1.7870" Head Dia., 0.3720" Stem Dia., 4.8990" O.A.L.
12	VALVE GUIDE Guide	66-65	VG-5062 Std Only	0.3735" ID, 2.3800" O.A.L.
12	VALVE SPRING Spring	66-65	VS-666 Std Only	VINTAGE; w/damper; 2.2600" Free Height
12	VALVE SEAL Valve Stem Seal	66-65	ST-2004 Std Only	Positive type; Installation requires valve guide machining; (RBBTF) Rubber/PTFE
12	Valve Stem Seal Bulk	66-65	ST-2004BC Std Only	Positive type; Installation requires valve guide machining; Carton of 100; (RBBTF) Rubber/PTFE
6	VALVE SEAT Seat	66-65	245-1500-1 Std Only	Loc. Exh.; 1.5045" OD, 1.2500" ID, 0.2160" Depth
6	Seat	66-65	245-1500-1N Std Only	Loc. Exh.; Premium Material; 1.5045" OD, 1.2500" ID, 0.2160" Depth
6	Seat	66-65	245-1875-1 Std Only	Loc. Int.; 1.8810" OD, 1.6100" ID, 0.2485" Depth
6	Seat	66-65	245-1875-1N Std Only	Loc. Int.; Premium Material; 1.8810" OD, 1.6100" ID, 0.2485" Depth
24	VALVE, MISC Keeper	66-65	VK-138A Std Only	1 groove; Square cut key groove; Carton pack 24
24	Keeper	66-65	VK-138 Std Only	1 groove; Square cut key groove; Carton pack 32
24	Keeper	66-65	VK-138R Std Only	1 groove; Square cut key groove; Hardened
24	Keeper	66-65	VK-174 Std Only	4 groove

(continued on next page)

American Motors Car (Incl. AMC, Hudson, Nash, Rambler)

30 232 3.8L (3802cc) OHV L6 Hi Torque (12 Valve), 3.75" Bore (AMC Eng.), 2 Bbl. "VIN S" 1966-1965
(cont.)

QTY	VALVE, MISC (cont.)	YEARS	PART NO.	DESCRIPTION
24	Keeper	66-65	VK-174R Std Only	4 groove; Hardened
24	Keeper, Bulk	66-65	VK-138B Std Only	1 groove; Square cut key groove; Carton of 1000
12	Spring Insert	66-65	259-103C Std Only	.015"; ID 1.030"; Carton of 100
12	Spring Insert	66-65	259-103B Std Only	.030"; ID 1.030"; Carton of 100
12	Spring Insert	66-65	259-103BRS Std Only	.030"; ID 1.030"; Carton of 500
12	Spring Insert	66-65	259-103A Std Only	.060"; ID 1.030"; Carton of 100
12	Spring Insert	66-65	259-103ARS Std Only	.060"; ID 1.030"; Carton of 500
QTY	PISTON	YEARS	PART NO.	DESCRIPTION
6	Cast Piston	66-65	409P Std-20-30-40-60	VINTAGE; 8.3:1 C.R.; Cast; .931" Pin Dia.; 2 Rings 5/64 Groove, 1 Ring 3/16 Groove, 1.581 CD, Recessed Head .108 deep x 3.125 dia.
6	Cast Piston - Individual	66-65	W409P Std-20-30-40-60	VINTAGE; 8.3:1 C.R.; Cast; .931" Pin Dia.; 2 Rings 5/64 Groove, 1 Ring 3/16 Groove, 1.581 CD, Recessed Head .108 deep x 3.125 dia.
QTY	RINGS	YEARS	PART NO.	DESCRIPTION
1	Premium Set	66-65	E-222K Std-20-30-40-60	2-5/64, 1-3/16; Premium Moly
1	Standard Set	66-65	E-222X Std-20-30-40-60	2-5/64, 1-3/16; Iron
QTY	SLEEVE	YEARS	PART NO.	DESCRIPTION
1	Repair Sleeve	66-65	SL-19M Std Only	3/32" wall, must be cut to correct length
QTY	ENGINE BEARINGS	YEARS	PART NO.	DESCRIPTION
1	Main Set	66-65	4289M Std-10-20-30-40-60	
1	Rod Set	66-65	6-3310CPA Std-1-10-20-30-40-50-60	
6	Rod Pair	66-65	3310CPA Std-1-2-10-20-30-40-50-60	
1	Cam Set	66-65	1244M Std-10	
QTY	OIL PUMP	YEARS	PART NO.	DESCRIPTION
1	Oil Pump	66-65	224-41199	Replaces pump w/o cover having tab & slotted hole
QTY	GASKETS	YEARS	PART NO.	DESCRIPTION
1	Kit Gasket Set	66-65	260-1007	VINTAGE; Premium valve stem seals incl.
QTY	FREEZE PLUGS	YEARS	PART NO.	DESCRIPTION
1	Brass Block Plug Kit	66-65	381-8000	Incl. 6, 2" OD brass cup plugs for 4, 5, & 6 plug engines
1	Steel Shallow Cup Freeze Plug	66-65	381-2170	VINTAGE; 2.141" Diameter

31 232 3.8L (3802cc) OHV L6 Hi Torque (12 Valve), 3.75" Bore (AMC Eng.), 2 Bbl. "VIN T" 1967

QTY	TIMING	YEARS	PART NO.	DESCRIPTION
1	3 Piece Set	67	KT3-494S	(1) 222-494; (1) 223-355; (1) 223-388
1	Timing Chain	67	222-494	48 Links
1	Crank Sprocket	67	223-355	18 Teeth
1	Cam Sprocket	67	223-388	36 Teeth
QTY	CAMSHAFT/LIFTER	YEARS	PART NO.	DESCRIPTION
1	Camshaft	67	CS-652	VINTAGE; Hydraulic, (050) Duration at .050 Lobe Lift, 185 Exh., 185 Int., 110 Degrees Lobe Separation
1	Prelube		55-403 Std Only	1.5 oz. packet
1	Prelube		55-400 Std Only	4 oz. bottle; 1.5 oz. packet No. 55-403 also avail.
12	Lifter	67	HT-2011 Std Only	Hyd.; w/2 grooves
12	Lifter	67	HT-2011R Std Only	Speed-Pro Hi-Revolution Hyd.
12	Lifter, Bulk	67	HT-2011B Std Only	Hyd.; w/2 grooves; Carton of 117
QTY	VALVE	YEARS	PART NO.	DESCRIPTION
6	Exhaust	67	V-2023 Std Only	VINTAGE; 4 groove; Chrome plated stem; 1.4060" Head Dia., 0.3720" Stem Dia., 4.8920" O.A.L.
6	Intake	67	V-1981 Std Only	VINTAGE; 4 groove; 1.7870" Head Dia., 0.3720" Stem Dia., 4.8990" O.A.L.
QTY	VALVE GUIDE	YEARS	PART NO.	DESCRIPTION
12	Guide	67	VG-5062 Std Only	0.3735" ID, 2.3800" O.A.L.
QTY	VALVE SPRING	YEARS	PART NO.	DESCRIPTION
12	Spring	67	VS-666 Std Only	VINTAGE; w/damper; 2.2600" Free Height
QTY	VALVE SEAL	YEARS	PART NO.	DESCRIPTION
12	Valve Stem Seal	67	ST-2004 Std Only	Positive type; Installation requires valve guide machining; (RBBTF) Rubber/PTFE
12	Valve Stem Seal Bulk	67	ST-2004BC Std Only	Positive type; Installation requires valve guide machining; Carton of 100; (RBBTF) Rubber/PTFE
QTY	VALVE SEAT	YEARS	PART NO.	DESCRIPTION
6	Seat	67	245-1500-1 Std Only	Loc. Exh.; 1.5045" OD, 1.2500" ID, 0.2160" Depth
6	Seat	67	245-1500-1N Std Only	Loc. Exh.; Premium Material; 1.5045" OD, 1.2500" ID, 0.2160" Depth
6	Seat	67	245-1875-1 Std Only	Loc. Int.; 1.8810" OD, 1.6100" ID, 0.2485" Depth

(continued on next page)

American Motors Car (Incl. AMC, Hudson, Nash, Rambler)

232 3.8L (3802cc) OHV L6 Hi Torque (12 Valve), 3.75" Bore (AMC Eng.), 2 Bbl. "VIN T" 1967 31
(cont.)

QTY	VALVE SEAT (cont.)	YEARS	PART NO.	DESCRIPTION
6	Seat	67	245-1875-1N Std Only	Loc. Int.; Premium Material; 1.8810" OD, 1.6100" ID, 0.2485" Depth
QTY	VALVE, MISC	YEARS	PART NO.	DESCRIPTION
24	Keeper	67	VK-138A Std Only	1 groove; Square cut key groove; Carton pack 24
24	Keeper	67	VK-138 Std Only	1 groove; Square cut key groove; Carton pack 32
24	Keeper	67	VK-138R Std Only	1 groove; Square cut key groove; Hardened
24	Keeper	67	VK-174 Std Only	4 groove
24	Keeper	67	VK-174R Std Only	4 groove; Hardened
24	Keeper, Bulk	67	VK-138B Std Only	1 groove; Square cut key groove; Carton of 1000
12	Spring Insert	67	259-103C Std Only	.015"; ID 1.030"; Carton of 100
12	Spring Insert	67	259-103B Std Only	.030"; ID 1.030"; Carton of 100
12	Spring Insert	67	259-103BRS Std Only	.030"; ID 1.030"; Carton of 500
12	Spring Insert	67	259-103A Std Only	.060"; ID 1.030"; Carton of 500
12	Spring Insert	67	259-103ARS Std Only	.060"; ID 1.030"; Carton of 500
QTY	PISTON	YEARS	PART NO.	DESCRIPTION
6	Cast Piston	67	409P Std-20-30-40-60	VINTAGE; 8.3:1 C.R.; Cast; .931" Pin Dia.; 2 Rings 5/64 Groove, 1 Ring 3/16 Groove, 1.581 CD, Recessed Head .108 deep x 3.125 dia.
6	Cast Piston - Individual	67	W409P Std-20-30-40-60	VINTAGE; 8.3:1 C.R.; Cast; .931" Pin Dia.; 2 Rings 5/64 Groove, 1 Ring 3/16 Groove, 1.581 CD, Recessed Head .108 deep x 3.125 dia.
QTY	RINGS	YEARS	PART NO.	DESCRIPTION
1	Premium Set	67	E-222K Std-20-30-40-60	2-5/64, 1-3/16; Premium Moly
1	Standard Set	67	E-222X Std-20-30-40-60	2-5/64, 1-3/16; Iron
QTY	SLEEVE	YEARS	PART NO.	DESCRIPTION
1	Repair Sleeve	67	SL-19M Std Only	3/32" wall, must be cut to correct length
QTY	ENGINE BEARINGS	YEARS	PART NO.	DESCRIPTION
1	Main Set	67	4289M Std-10-20-30-40-60	
1	Rod Set	67	6-3310CPA Std-1-10-20-30-40-50-60	
6	Rod Pair	67	3310CPA Std-1-2-10-20-30-40-50-60	
1	Cam Set	67	1244M Std-10	
QTY	OIL PUMP	YEARS	PART NO.	DESCRIPTION
1	Oil Pump	67	224-43428	Incl. pump & screen
1	Oil Pump	67	224-41199	Replaces pump w/o cover having tab & slotted hole
QTY	GASKETS	YEARS	PART NO.	DESCRIPTION
1	Kit Gasket Set	67	260-1007	VINTAGE; Premium valve stem seals incl.
QTY	FREEZE PLUGS	YEARS	PART NO.	DESCRIPTION
1	Brass Block Plug Kit	67	381-8000	Incl. 6, 2" OD brass cup plugs for 4, 5, & 6 plug engines
1	Steel Shallow Cup Freeze Plug	67	381-2170	VINTAGE; 2.141" Diameter

232 3.8L (3802cc) OHV L6 Hi Torque (12 Valve), 3.75" Bore (AMC Eng.), 1 Bbl. "VIN V" 1966 32

QTY	TIMING	YEARS	PART NO.	DESCRIPTION
1	3 Piece Set	66	KT3-494S	(1) 222-494; (1) 223-355; (1) 223-388
1	Timing Chain	66	222-494	48 Links
1	Crank Sprocket	66	223-355	18 Teeth
1	Cam Sprocket	66	223-388	36 Teeth
QTY	CAMSHAFT/LIFTER	YEARS	PART NO.	DESCRIPTION
1	Camshaft	66	CS-652	VINTAGE; Hydraulic, (050) Duration at .050 Lobe Lift, 185 Exh., 185 Int., 110 Degrees Lobe Separation
1	Prelube		55-403 Std Only	1.5 oz. packet
1	Prelube		55-400 Std Only	4 oz. bottle; 1.5 oz. packet No. 55-403 also avail.
12	Lifter	66	HT-2011 Std Only	Hyd.; w/2 grooves
12	Lifter	66	HT-2011R Std Only	Speed-Pro Hi-Revolution Hyd.
12	Lifter, Bulk	66	HT-2011B Std Only	Hyd.; w/2 grooves; Carton of 117
QTY	VALVE	YEARS	PART NO.	DESCRIPTION
6	Exhaust	66	V-2023 Std Only	VINTAGE; 4 groove; Chrome plated stem; 1.4060" Head Dia., 0.3720" Stem Dia., 4.8920" O.A.L.
6	Intake	66	V-1981 Std Only	VINTAGE; 4 groove; 1.7870" Head Dia., 0.3720" Stem Dia., 4.8990" O.A.L.
QTY	VALVE GUIDE	YEARS	PART NO.	DESCRIPTION
12	Guide	66	VG-5062 Std Only	0.3735" ID, 2.3800" O.A.L.
QTY	VALVE SPRING	YEARS	PART NO.	DESCRIPTION
12	Spring	66	VS-666 Std Only	VINTAGE; w/damper; 2.2600" Free Height

(continued on next page)

American Motors Car (Incl. AMC, Hudson, Nash, Rambler)

32 232 3.8L (3802cc) OHV L6 Hi Torque (12 Valve), 3.75" Bore (AMC Eng.), 1 Bbl. "VIN V" 1966
(cont.)

	QTY	VALVE SEAL	YEARS	PART NO.	DESCRIPTION
VALVE TRAIN	12	Valve Stem Seal	66	ST-2004 Std Only	Positive type; Installation requires valve guide machining; (RBBTF) Rubber/PTFE
	12	Valve Stem Seal Bulk	66	ST-2004BC Std Only	Positive type; Installation requires valve guide machining; Carton of 100; (RBBTF) Rubber/PTFE
	6	Seat	66	245-1500-1 Std Only	Loc. Exh.; 1.5045" OD, 1.2500" ID, 0.2160" Depth
	6	Seat	66	245-1500-1N Std Only	Loc. Exh.; Premium Material; 1.5045" OD, 1.2500" ID, 0.2160" Depth
	6	Seat	66	245-1875-1 Std Only	Loc. Int.; 1.8810" OD, 1.6100" ID, 0.2485" Depth
	6	Seat	66	245-1875-1N Std Only	Loc. Int.; Premium Material; 1.8810" OD, 1.6100" ID, 0.2485" Depth
	24	Keeper	66	VK-138A Std Only	1 groove; Square cut key groove; Carton pack 24
	24	Keeper	66	VK-138 Std Only	1 groove; Square cut key groove; Carton pack 32
	24	Keeper	66	VK-138R Std Only	1 groove; Square cut key groove; Hardened
	24	Keeper	66	VK-174 Std Only	4 groove
	24	Keeper	66	VK-174R Std Only	4 groove; Hardened
	24	Keeper, Bulk	66	VK-138B Std Only	1 groove; Square cut key groove; Carton of 1000
12	Spring Insert	66	259-103C Std Only	.015"; ID 1.030"; Carton of 100	
12	Spring Insert	66	259-103B Std Only	.030"; ID 1.030"; Carton of 100	
12	Spring Insert	66	259-103BRS Std Only	.030"; ID 1.030"; Carton of 500	
12	Spring Insert	66	259-103A Std Only	.060"; ID 1.030"; Carton of 100	
12	Spring Insert	66	259-103ARS Std Only	.060"; ID 1.030"; Carton of 500	
BLOCK	6	Cast Piston	66	409P Std-20-30-40-60	VINTAGE; 8.3:1 C.R.; Cast; .931" Pin Dia.; 2 Rings 5/64 Groove, 1 Ring 3/16 Groove, 1.581 CD, Recessed Head .108 deep x 3.125 dia.
	6	Cast Piston - Individual	66	W409P Std-20-30-40-60	VINTAGE; 8.3:1 C.R.; Cast; .931" Pin Dia.; 2 Rings 5/64 Groove, 1 Ring 3/16 Groove, 1.581 CD, Recessed Head .108 deep x 3.125 dia.
	1	Premium Set	66	E-222K Std-20-30-40-60	2-5/64, 1-3/16; Premium Moly
	1	Standard Set	66	E-222X Std-20-30-40-60	2-5/64, 1-3/16; Iron
	1	Repair Sleeve	66	SL-19M Std Only	3/32" wall, must be cut to correct length
	1	Main Set	66	4289M Std-10-20-30-40-60	
	1	Rod Set	66	6-3310CPA Std-1-10-20-30-40-50-60	
	6	Rod Pair	66	3310CPA Std-1-2-10-20-30-40-50-60	
	1	Cam Set	66	1244M Std-10	
	1	Oil Pump	66	224-41199	Replaces pump w/o cover having tab & slotted hole
	1	Kit Gasket Set	66	260-1007	VINTAGE; Premium valve stem seals incl.
	1	Brass Block Plug Kit	66	381-8000	Incl. 6, 2" OD brass cup plugs for 4, 5, & 6 plug engines
1	Steel Shallow Cup Freeze Plug	66	381-2170	VINTAGE; 2.141" Diameter	

33 232 3.8L (3802cc) OHV L6 Hi Torque (12 Valve), 3.75" Bore (AMC Eng.), 1 Bbl. "VIN W" 1965

	QTY	TIMING	YEARS	PART NO.	DESCRIPTION
	1	3 Piece Set	65	KT3-494S	(1) 222-494; (1) 223-355; (1) 223-388
	1	Timing Chain	65	222-494	48 Links
	1	Crank Sprocket	65	223-355	18 Teeth
	1	Cam Sprocket	65	223-388	36 Teeth
BLOCK	1	Camshaft	65	CS-652	VINTAGE; Hydraulic, (050) Duration at .050 Lobe Lift, 185 Exh., 185 Int., 110 Degrees Lobe Separation
	1	Prelube		55-403 Std Only	1.5 oz. packet
	1	Prelube		55-400 Std Only	4 oz. bottle; 1.5 oz. packet No. 55-403 also avail.
VALVE	6	Exhaust	65	V-2023 Std Only	VINTAGE; 4 groove; Chrome plated stem; 1.4060" Head Dia., 0.3720" Stem Dia., 4.8920" O.A.L.
	6	Intake	65	V-1981 Std Only	VINTAGE; 4 groove; 1.7870" Head Dia., 0.3720" Stem Dia., 4.8990" O.A.L.

(continued on next page)

American Motors Car (Incl. AMC, Hudson, Nash, Rambler)

232 3.8L (3802cc) OHV L6 Hi Torque (12 Valve), 3.75" Bore (AMC Eng.), 1 Bbl. "VIN W" 1965 33
(cont.)

	QTY	VALVE GUIDE	YEARS	PART NO.	DESCRIPTION
VALVE TRAIN	12	Guide	65	VG-5062 Std Only	0.3735" ID, 2.3800" O.A.L
	12	Spring	65	VS-666 Std Only	VINTAGE; w/damper; 2.2600" Free Height
	12	Valve Stem Seal	65	ST-2004 Std Only	Positive type; Installation requires valve guide machining; (RBBTF) Rubber/PTFE
	12	Valve Stem Seal Bulk	65	ST-2004BC Std Only	Positive type; Installation requires valve guide machining; Carton of 100; (RBBTF) Rubber/PTFE
	6	Seat	65	245-1500-1 Std Only	Loc. Exh.; 1.5045" OD, 1.2500" ID, 0.2160" Depth
	6	Seat	65	245-1500-1N Std Only	Loc. Exh.; Premium Material; 1.5045" OD, 1.2500" ID, 0.2160" Depth
	6	Seat	65	245-1875-1 Std Only	Loc. Int.; 1.8810" OD, 1.6100" ID, 0.2485" Depth
	6	Seat	65	245-1875-1N Std Only	Loc. Int.; Premium Material; 1.8810" OD, 1.6100" ID, 0.2485" Depth
	24	Keeper	65	VK-138A Std Only	1 groove; Square cut key groove; Carton pack 24
	24	Keeper	65	VK-138 Std Only	1 groove; Square cut key groove; Carton pack 32
BLOCK	24	Keeper	65	VK-138R Std Only	1 groove; Square cut key groove; Hardened
	24	Keeper	65	VK-174 Std Only	4 groove
	24	Keeper	65	VK-174R Std Only	4 groove; Hardened
	24	Keeper, Bulk	65	VK-138B Std Only	1 groove; Square cut key groove; Carton of 1000
	12	Spring Insert	65	259-103C Std Only	.015"; ID 1.030"; Carton of 100
	12	Spring Insert	65	259-103B Std Only	.030"; ID 1.030"; Carton of 100
	12	Spring Insert	65	259-103BRS Std Only	.030"; ID 1.030"; Carton of 500
	12	Spring Insert	65	259-103A Std Only	.060"; ID 1.030"; Carton of 100
	12	Spring Insert	65	259-103ARS Std Only	.060"; ID 1.030"; Carton of 500
	6	Cast Piston	65	409P Std-20-30-40-60	VINTAGE; 8.3:1 C.R.; Cast; .931" Pin Dia.; 2 Rings 5/64 Groove, 1 Ring 3/16 Groove, 1.581 CD, Recessed Head .108 deep x 3.125 dia.
	6	Cast Piston - Individual	65	W409P Std-20-30-40-60	VINTAGE; 8.3:1 C.R.; Cast; .931" Pin Dia.; 2 Rings 5/64 Groove, 1 Ring 3/16 Groove, 1.581 CD, Recessed Head .108 deep x 3.125 dia.
	1	Premium Set	65	E-222K Std-20-30-40-60	2-5/64, 1-3/16; Premium Moly
	1	Standard Set	65	E-222X Std-20-30-40-60	2-5/64, 1-3/16; Iron
	1	Repair Sleeve	65	SL-19M Std Only	3/32" wall, must be cut to correct length
	1	Main Set	65	4289M Std-10-20-30-40-60	
1	Rod Set	65	6-3310CPA Std-1-10-20-30-40-50-60		
6	Rod Pair	65	3310CPA Std-1-2-10-20-30-40-50-60		
1	Cam Set	65	1244M Std-10		
1	Oil Pump	65	224-41199	Replaces pump w/o cover having tab & slotted hole	
1	Kit Gasket Set	65	260-1007	VINTAGE; Premium valve stem seals incl.	
1	Brass Block Plug Kit	65	381-8000	Incl. 6, 2" OD brass cup plugs for 4, 5, & 6 plug engines	
1	Steel Shallow Cup Freeze Plug	65	381-2170	VINTAGE; 2.141" Diameter	
250 4.1L (4097cc) OHV V8 (16 Valve) (AMC), 3.5" Bore (AMC Eng.), 2 Bbl. 1961-1956 34					
VALVE TRAIN	1	Timing Chain	61	222-349	American Motors Rebel Base; 5/8" wide; 62 Links
	1	Timing Chain	60-56	222-349	5/8" wide; 62 Links
	1	Crank Sprocket	61	223-281	American Motors Rebel Base; Use w/5/8" wide chain; 23 Teeth
	1	Crank Sprocket	60-56	223-281	Use w/5/8" wide chain; 23 Teeth
	16	Lifter	59-57	AT-2084 Std Only	VINTAGE; Dumbbell shaped mech.
	16	Lifter, Bulk	59-57	AT-2084B Std Only	Dumbbell shaped mech.; Carton of 117
	8	Exhaust	59	V-2023 Std Only	VINTAGE; 4 groove; Chrome plated stem; 1.4060" Head Dia., 0.3720" Stem Dia., 4.8920" O.A.L.

(continued on next page)

American Motors Car (Incl. AMC, Hudson, Nash, Rambler)

34 250 4.1L (4097cc) OHV V8 (16 Valve) (AMC), 3.5" Bore (AMC Eng.), 2 Bbl. 1961-1956
(cont.)

QTY	VALVE (cont.)	YEARS	PART NO.	DESCRIPTION
8	Intake	59	V-1981 Std Only	VINTAGE; 4 groove; 1.7870" Head Dia., 0.3720" Stem Dia., 4.8990" O.A.L.
16	VALVE SPRING Spring	59-56	VS-666 Std Only	VINTAGE; w/damper; 2.2600" Free Height
16	VALVE SEAL Valve Stem Seal	59	ST-2004 Std Only	DESCRIPTION Positive type; Installation requires valve guide machining; (RBBTF) Rubber/PTFE
16	Valve Stem Seal	59	MV-1796C Std Only	Umbrella type; Fits Std. to .015" O/S valve stem; (RBB) Rubber
16	Valve Stem Seal	58-56	ST-2001 Std Only	Positive type; Installation requires valve guide machining; (RBBTF) Rubber/PTFE
16	Valve Stem Seal Bulk	59	ST-2004BC Std Only	Positive type; Installation requires valve guide machining; Carton of 100; (RBBTF) Rubber/PTFE
16	Valve Stem Seal Bulk	59	MV-1796 Std Only	Umbrella type; Fits Std. to .015" O/S valve stem; Carton of 100; (RBB) Rubber
16	Valve Stem Seal Bulk	58-56	ST-2001BC Std Only	Positive type; Installation requires valve guide machining; Carton of 100; (RBBTF) Rubber/PTFE
8	VALVE SEAT Seat	59-56	245-1500-1 Std Only	DESCRIPTION Loc. Exh.; 1.5045" OD, 1.2500" ID, 0.2160" Depth
8	Seat	59-56	245-1500-1N Std Only	Loc. Exh.; Premium Material; 1.5045" OD, 1.2500" ID, 0.2160" Depth
8	Seat	59-56	245-1875-1 Std Only	Loc. Int.; 1.8810" OD, 1.6100" ID, 0.2485" Depth
8	Seat	59-56	245-1875-1N Std Only	Loc. Int.; Premium Material; 1.8810" OD, 1.6100" ID, 0.2485" Depth
32	VALVE, MISC Keeper	59	VK-174 Std Only	4 groove
32	Keeper	59	VK-174R Std Only	4 groove; Hardened
32	Keeper	58-56	VK-115A Std Only	1 groove; Square cut key groove; Carton pack 24
32	Keeper	58-56	VK-115 Std Only	1 groove; Square cut key groove; Carton pack 32
32	Keeper	58-56	VK-115R Std Only	1 groove; Square cut key groove; Hardened
32	Keeper, Bulk	58-56	VK-115B Std Only	1 groove; Square cut key groove; Carton of 1000
1	RINGS Premium Set	59-56	E-236K Std-30	2-5/64, 1-3/16; Premium Moly
1	Standard Set	59-56	E-236X Std-30-40	2-5/64, 1-3/16; Iron
1	SLEEVE Repair Sleeve	59-56	SL-15M Std Only	VINTAGE; 3/32" wall, Must be cut to correct length
1	ENGINE BEARINGS Main Set	59-56	4010M Std-10	VINTAGE
8	Rod Pair	59-56	2230CP Std-10-20	VINTAGE

35 250 4.1L (4097cc) OHV V8 (16 Valve) (AMC), 3.5" Bore (AMC Eng.), 4 Bbl. 1959-1957

QTY	TIMING	YEARS	PART NO.	DESCRIPTION
1	Timing Chain	59-57	222-349	5/8" wide; 62 Links
1	Crank Sprocket	59-57	223-281	Use w/5/8" wide chain; 23 Teeth
16	CAMSHAFT/LIFTER Lifter	59-57	AT-2084 Std Only	VINTAGE; Dumbbell shaped mech.
16	Lifter, Bulk	59-57	AT-2084B Std Only	Dumbbell shaped mech.; Carton of 117
8	VALVE Exhaust	59	V-2023 Std Only	VINTAGE; 4 groove; Chrome plated stem; 1.4060" Head Dia., 0.3720" Stem Dia., 4.8920" O.A.L.
8	Intake	59	V-1981 Std Only	VINTAGE; 4 groove; 1.7870" Head Dia., 0.3720" Stem Dia., 4.8990" O.A.L.
16	VALVE SPRING Spring	59-57	VS-666 Std Only	VINTAGE; w/damper; 2.2600" Free Height
16	VALVE SEAL Valve Stem Seal	59	ST-2004 Std Only	DESCRIPTION Positive type; Installation requires valve guide machining; (RBBTF) Rubber/PTFE
16	Valve Stem Seal	59	MV-1796C Std Only	Umbrella type; Fits Std. to .015" O/S valve stem; (RBB) Rubber
16	Valve Stem Seal	58-57	ST-2001 Std Only	Positive type; Installation requires valve guide machining; (RBBTF) Rubber/PTFE
16	Valve Stem Seal Bulk	59	ST-2004BC Std Only	Positive type; Installation requires valve guide machining; Carton of 100; (RBBTF) Rubber/PTFE
16	Valve Stem Seal Bulk	59	MV-1796 Std Only	Umbrella type; Fits Std. to .015" O/S valve stem; Carton of 100; (RBB) Rubber
16	Valve Stem Seal Bulk	58-57	ST-2001BC Std Only	Positive type; Installation requires valve guide machining; Carton of 100; (RBBTF) Rubber/PTFE

(continued on next page)

American Motors Car (Incl. AMC, Hudson, Nash, Rambler)

250 4.1L (4097cc) OHV V8 (16 Valve) (AMC), 3.5" Bore (AMC Eng.), 4 Bbl. 1959-1957 35
(cont.)

QTY	VALVE SEAT	YEARS	PART NO.	DESCRIPTION
8	Seat	59-57	245-1500-1 Std Only	Loc. Exh.; 1.5045" OD, 1.2500" ID, 0.2160" Depth
8	Seat	59-57	245-1500-1N Std Only	Loc. Exh.; Premium Material; 1.5045" OD, 1.2500" ID, 0.2160" Depth
8	Seat	59-57	245-1875-1 Std Only	Loc. Int.; 1.8810" OD, 1.6100" ID, 0.2485" Depth
8	Seat	59-57	245-1875-1N Std Only	Loc. Int.; Premium Material; 1.8810" OD, 1.6100" ID, 0.2485" Depth
QTY	VALVE, MISC	YEARS	PART NO.	DESCRIPTION
32	Keeper	59	VK-174 Std Only	4 groove
32	Keeper	59	VK-174R Std Only	4 groove; Hardened
32	Keeper	58-57	VK-115A Std Only	1 groove; Square cut key groove; Carton pack 24
32	Keeper	58-57	VK-115 Std Only	1 groove; Square cut key groove; Carton pack 32
32	Keeper	58-57	VK-115R Std Only	1 groove; Square cut key groove; Hardened
32	Keeper, Bulk	58-57	VK-115B Std Only	1 groove; Square cut key groove; Carton of 1000
QTY	RINGS	YEARS	PART NO.	DESCRIPTION
1	Premium Set	59-57	E-236K Std-30	2-5/64, 1-3/16; Premium Moly
1	Standard Set	59-57	E-236X Std-30-40	2-5/64, 1-3/16; Iron
QTY	SLEEVE	YEARS	PART NO.	DESCRIPTION
1	Repair Sleeve	59-57	SL-15M Std Only	VINTAGE; 3/32" wall, Must be cut to correct length
QTY	ENGINE BEARINGS	YEARS	PART NO.	DESCRIPTION
1	Main Set	59-57	4010M Std-10	VINTAGE
8	Rod Pair	59-57	2230CP Std-10-20	VINTAGE

**B
L
O
C
K**

**B
L
O
C
K**

258 4.2L (4229cc) OHV L6 (12 Valve), 3.75" Bore (AMC Eng.), 1 Bbl. "VIN A" 1979-1971 36

QTY	TIMING	YEARS	PART NO.	DESCRIPTION
1	3 Piece Set	79-71	KT3-494S	(1) 222-494; (1) 223-355; (1) 223-388
1	Timing Chain	79-71	222-494	48 Links
1	Crank Sprocket	79-71	223-355	18 Teeth
1	Cam Sprocket	79-71	223-388	36 Teeth
QTY	CAMSHAFT/LIFTER	YEARS	PART NO.	DESCRIPTION
1	Camshaft	79-71	CS-652	VINTAGE; Hydraulic, (050) Duration at .050 Lobe Lift, 185 Exh., 185 Int., 110 Degrees Lobe Separation
1	Prelube		55-403 Std Only	1.5 oz. packet
1	Prelube		55-400 Std Only	4 oz. bottle; 1.5 oz. packet No. 55-403 also avail.
12	Lifter	79-71	HT-2011 Std Only	Hyd.; w/2 grooves
12	Lifter	79-71	HT-2011R Std Only	Speed-Pro Hi-Revolution Hyd.
12	Lifter, Bulk	79-71	HT-2011B Std Only	Hyd.; w/2 grooves; Carton of 117
QTY	PUSH ROD	YEARS	PART NO.	DESCRIPTION
12	Push Rod	79-75	RP-3171 Std Only	VINTAGE; 9.5940" O.A.L.
12	Push Rod	74-72	RP-3171 Std Only	VINTAGE; w/o rocker arm shaft; 9.5940" O.A.L.
12	Push Rod	74-72	RP-3163 Std Only	VINTAGE; w/rocker arm shaft; 9.6560" O.A.L.
12	Push Rod	71	RP-3163 Std Only	VINTAGE; 9.6560" O.A.L.
QTY	ROCKER PARTS	YEARS	PART NO.	DESCRIPTION
6	Arm Assy.	79-75	R-905 Std Only	Incl. 2-arms, 2-pivots & 1-bridge; Stamped rocker arm
6	Arm Assy.	74-72	R-905 Std Only	w/o rocker arm shaft; Incl. 2-arms, 2-pivots & 1-bridge; Stamped rocker arm
6	Arm Assy., Bulk	79-75	R-905B Std Only	Incl. 2-arms, 2-pivots & 1-bridge; Stamped rocker arm; Carton of 32
6	Arm Assy., Bulk	74-72	R-905B Std Only	w/o rocker arm shaft; Incl. 2-arms, 2-pivots & 1-bridge; Stamped rocker arm; Carton of 32
6	Arm	79-75	R-905A Std Only	Stamped rocker arm
6	Arm	74-72	R-905A Std Only	w/o rocker arm shaft; Stamped rocker arm
6	Bridge	79-75	MR-1840 Std Only	
6	Bridge	74-72	MR-1840 Std Only	w/o rocker arm shaft
6	Pivot	79-75	MR-1909 Std Only	Incl. 2-pivots & 1-bridge
6	Pivot	79-75	MR-1839 Std Only	Pivot only
6	Pivot	74-72	MR-1909 Std Only	w/o rocker arm shaft; Incl. 2-pivots & 1-bridge
6	Pivot	74-72	MR-1839 Std Only	w/o rocker arm shaft; Pivot only
QTY	VALVE	YEARS	PART NO.	DESCRIPTION
6	Exhaust	79-74	V-2023 Std Only	VINTAGE; w/o Rotators; 4 groove; Chrome plated stem; 1.4060" Head Dia., 0.3720" Stem Dia., 4.8920" O.A.L.
6	Exhaust	73-71	V-2023 Std Only	VINTAGE; 4 groove; Chrome plated stem; 1.4060" Head Dia., 0.3720" Stem Dia., 4.8920" O.A.L.
6	Intake	79-71	V-1981 Std Only	VINTAGE; 4 groove; 1.7870" Head Dia., 0.3720" Stem Dia., 4.8990" O.A.L.
QTY	VALVE GUIDE	YEARS	PART NO.	DESCRIPTION
12	Guide	79-71	VG-5062 Std Only	0.3735" ID, 2.3800" O.A.L
QTY	VALVE SPRING	YEARS	PART NO.	DESCRIPTION
12	Spring	79-78	VS-743 Std Only	1.9900" Free Height

**V
A
L
V
E
T
R
A
I
N**

**V
A
L
V
E
T
R
A
I
N**

(continued on next page)

American Motors Car (Incl. AMC, Hudson, Nash, Rambler)

36 258 4.2L (4229cc) OHV L6 (12 Valve), 3.75" Bore (AMC Eng.), 1 Bbl. "VIN A" 1979-1971
(cont.)

QTY	VALVE SPRING (cont.)	YEARS	PART NO.	DESCRIPTION
12	Spring	77	VS-666 Std Only	VINTAGE; w/o Rotators; w/damper; 2.2600" Free Height
12	Spring	77	VS-743 Std Only	w/Rotators; 1.9900" Free Height
12	Spring	76	VS-743 Std Only	1.9900" Free Height
12	Spring	75	VS-666 Std Only	VINTAGE; w/damper; 2.2600" Free Height
12	Spring	74	VS-666 Std Only	VINTAGE; w/o Rotators; w/damper; 2.2600" Free Height
12	Spring	73-71	VS-666 Std Only	VINTAGE; w/damper; 2.2600" Free Height
QTY	VALVE SEAL	YEARS	PART NO.	DESCRIPTION
12	Valve Stem Seal	79-71	ST-2004 Std Only	Positive type; Installation requires valve guide machining; (RBBTF) Rubber/PTFE
12	Valve Stem Seal Bulk	79-71	ST-2004BC Std Only	Positive type; Installation requires valve guide machining; Carton of 100; (RBBTF) Rubber/PTFE
QTY	VALVE SEAT	YEARS	PART NO.	DESCRIPTION
6	Seat	79-71	245-1500-1 Std Only	Loc. Exh.; 1.5045" OD, 1.2500" ID, 0.2160" Depth
6	Seat	79-71	245-1500-1N Std Only	Loc. Exh.; Premium Material; 1.5045" OD, 1.2500" ID, 0.2160" Depth
6	Seat	79-71	245-1875-1 Std Only	Loc. Int.; 1.8810" OD, 1.6100" ID, 0.2485" Depth
6	Seat	79-71	245-1875-1N Std Only	Loc. Int.; Premium Material; 1.8810" OD, 1.6100" ID, 0.2485" Depth
QTY	VALVE, MISC	YEARS	PART NO.	DESCRIPTION
12	Keeper	79-75	VK-174 Std Only	4 groove
12	Keeper	79-75	VK-174R Std Only	4 groove; Hardened
12	Keeper	74-73	VK-115A Std Only	1 groove; Square cut key groove; Carton pack 24
12	Keeper	74-73	VK-115 Std Only	1 groove; Square cut key groove; Carton pack 32
12	Keeper	74-73	VK-115R Std Only	1 groove; Square cut key groove; Hardened
24	Keeper	74-71	VK-174 Std Only	4 groove
24	Keeper	74-71	VK-174R Std Only	4 groove; Hardened
24	Keeper	72-71	VK-138A Std Only	1 groove; Square cut key groove; Carton pack 24
24	Keeper	72-71	VK-138 Std Only	1 groove; Square cut key groove; Carton pack 32
24	Keeper	72-71	VK-138R Std Only	1 groove; Square cut key groove; Hardened
12	Keeper, Bulk	74-73	VK-115B Std Only	1 groove; Square cut key groove; Carton of 1000
24	Keeper, Bulk	72-71	VK-138B Std Only	1 groove; Square cut key groove; Carton of 1000
12	Spring Insert	79-71	259-103C Std Only	.015"; ID 1.030"; Carton of 100
12	Spring Insert	79-71	259-103B Std Only	.030"; ID 1.030"; Carton of 100
12	Spring Insert	79-71	259-103BRS Std Only	.030"; ID 1.030"; Carton of 500
12	Spring Insert	79-71	259-103A Std Only	.060"; ID 1.030"; Carton of 100
12	Spring Insert	79-71	259-103ARS Std Only	.060"; ID 1.030"; Carton of 500
QTY	PISTON	YEARS	PART NO.	DESCRIPTION
6	Cast Piston	79-77	456NP + Std-40-60	8.3:1 C.R.; Cast; .9313" Pin Dia.; 2 Rings 5/64 Groove, 1 Ring 3/16 Groove, 1.580 CD, D Shaped Recessed Head .126 deep; Superseded - When depleted use 456AP
6	Cast Piston	79-77	456AP Std-30-40-60	VINTAGE; 8.3:1 C.R.
6	Cast Piston	76-71	409P Std-20-30-40-60	VINTAGE; 8.0:1 C.R.; Cast; .931" Pin Dia.; 2 Rings 5/64 Groove, 1 Ring 3/16 Groove, 1.581 CD, Recessed Head .108 deep x 3.125 dia.
6	Cast Piston - Individual	79-77	W456AP Std-40	8.3:1 C.R.
6	Cast Piston - Individual	79-77	W456P 60	VINTAGE; 8.3:1 C.R.; Cast; .931" Pin Dia.; 2 Rings 5/64 Groove, 1 Ring 3/16 Groove, 1.581 CD, Recessed Head .126 deep
6	Cast Piston - Individual	76-71	W409P Std-20-30-40-60	VINTAGE; 8.0:1 C.R.; Cast; .931" Pin Dia.; 2 Rings 5/64 Groove, 1 Ring 3/16 Groove, 1.581 CD, Recessed Head .108 deep x 3.125 dia.
QTY	RINGS	YEARS	PART NO.	DESCRIPTION
1	Premium Set	79-71	E-222K Std-20-30-40-60	2-5/64, 1-3/16; Premium Moly
1	Standard Set	79-71	E-222X Std-20-30-40-60	2-5/64, 1-3/16; Iron
QTY	SLEEVE	YEARS	PART NO.	DESCRIPTION
1	Repair Sleeve	79-71	SL-19M Std Only	3/32" wall, must be cut to correct length
QTY	ENGINE BEARINGS	YEARS	PART NO.	DESCRIPTION
1	Main Set	79-71	4289M Std-10-20-30-40-60	
1	Rod Set	79-71	6-3310CPA Std-1-10-20-30-40-50-60	
6	Rod Pair	79-71	3310CPA Std-1-2-10-20-30-40-50-60	
1	Cam Set	79-71	1244M Std-10	
QTY	OIL PUMP	YEARS	PART NO.	DESCRIPTION
1	Oil Pump	79-71	224-43428	Incl. pump & screen
1	Oil Pump	79-71	224-41199	Replaces pump w/o cover having tab & slotted hole
QTY	GASKETS	YEARS	PART NO.	DESCRIPTION
1	Kit Gasket Set	79-71	260-1007	VINTAGE; Premium valve stem seals incl.

(continued on next page)

American Motors Car (Incl. AMC, Hudson, Nash, Rambler)

258 4.2L (4229cc) OHV L6 (12 Valve), 3.75" Bore (AMC Eng.), 1 Bbl. "VIN A" 1979-1971 **36**
(cont.)

QTY	FREEZE PLUGS	YEARS	PART NO.	DESCRIPTION
1	Brass Block Plug Kit	79-71	381-8000	Incl. 6, 2" OD brass cup plugs for 4, 5, & 6 plug engines
1	Steel Shallow Cup Freeze Plug	79-71	381-2170	VINTAGE; 2.141" Diameter

258 4.2L (4229cc) OHV L6 (12 Valve), 3.75" Bore (AMC Eng.), 1 Bbl. "VIN B" 1971 **37**

QTY	TIMING	YEARS	PART NO.	DESCRIPTION
1	3 Piece Set	71	KT3-494S	(1) 222-494; (1) 223-355; (1) 223-388
1	Timing Chain	71	222-494	48 Links
1	Crank Sprocket	71	223-355	18 Teeth
1	Cam Sprocket	71	223-388	36 Teeth
QTY	CAMSHAFT/LIFTER	YEARS	PART NO.	DESCRIPTION
1	Camshaft	71	CS-652	VINTAGE; Hydraulic, (050) Duration at .050 Lobe Lift, 185 Exh., 185 Int., 110 Degrees Lobe Separation
1	Prelube		55-403 Std Only	1.5 oz. packet
1	Prelube		55-400 Std Only	4 oz. bottle; 1.5 oz. packet No. 55-403 also avail.
12	Lifter	71	HT-2011 Std Only	Hyd.; w/2 grooves
12	Lifter	71	HT-2011R Std Only	Speed-Pro Hi-Revolution Hyd.
12	Lifter, Bulk	71	HT-2011B Std Only	Hyd.; w/2 grooves; Carton of 117
QTY	PUSH ROD	YEARS	PART NO.	DESCRIPTION
12	Push Rod	71	RP-3163 Std Only	VINTAGE; 9.6560" O.A.L.
QTY	VALVE	YEARS	PART NO.	DESCRIPTION
6	Exhaust	71	V-2023 Std Only	VINTAGE; 4 groove; Chrome plated stem; 1.4060" Head Dia., 0.3720" Stem Dia., 4.8920" O.A.L.
6	Intake	71	V-1981 Std Only	VINTAGE; 4 groove; 1.7870" Head Dia., 0.3720" Stem Dia., 4.8990" O.A.L.
QTY	VALVE GUIDE	YEARS	PART NO.	DESCRIPTION
12	Guide	71	VG-5062 Std Only	0.3735" ID, 2.3800" O.A.L.
QTY	VALVE SPRING	YEARS	PART NO.	DESCRIPTION
12	Spring	71	VS-666 Std Only	VINTAGE; w/damper; 2.2600" Free Height
QTY	VALVE SEAL	YEARS	PART NO.	DESCRIPTION
12	Valve Stem Seal	71	ST-2004 Std Only	Positive type; Installation requires valve guide machining; (RBBTF) Rubber/PTFE
12	Valve Stem Seal Bulk	71	ST-2004BC Std Only	Positive type; Installation requires valve guide machining; Carton of 100; (RBBTF) Rubber/PTFE
QTY	VALVE SEAT	YEARS	PART NO.	DESCRIPTION
6	Seat	71	245-1500-1 Std Only	Loc. Exh.; 1.5045" OD, 1.2500" ID, 0.2160" Depth
6	Seat	71	245-1500-1N Std Only	Loc. Exh.; Premium Material; 1.5045" OD, 1.2500" ID, 0.2160" Depth
6	Seat	71	245-1875-1 Std Only	Loc. Int.; 1.8810" OD, 1.6100" ID, 0.2485" Depth
6	Seat	71	245-1875-1N Std Only	Loc. Int.; Premium Material; 1.8810" OD, 1.6100" ID, 0.2485" Depth
QTY	VALVE, MISC	YEARS	PART NO.	DESCRIPTION
24	Keeper	71	VK-138A Std Only	1 groove; Square cut key groove; Carton pack 24
24	Keeper	71	VK-138 Std Only	1 groove; Square cut key groove; Carton pack 32
24	Keeper	71	VK-138R Std Only	1 groove; Square cut key groove; Hardened
24	Keeper	71	VK-174 Std Only	4 groove
24	Keeper	71	VK-174R Std Only	4 groove; Hardened
24	Keeper, Bulk	71	VK-138B Std Only	1 groove; Square cut key groove; Carton of 1000
12	Spring Insert	71	259-103C Std Only	.015"; ID 1.030"; Carton of 100
12	Spring Insert	71	259-103B Std Only	.030"; ID 1.030"; Carton of 100
12	Spring Insert	71	259-103BRS Std Only	.030"; ID 1.030"; Carton of 500
12	Spring Insert	71	259-103A Std Only	.060"; ID 1.030"; Carton of 100
12	Spring Insert	71	259-103ARS Std Only	.060"; ID 1.030"; Carton of 500
QTY	PISTON	YEARS	PART NO.	DESCRIPTION
6	Cast Piston	71	409P Std-20-30-40-60	VINTAGE; 8.0:1 C.R.; Cast; .931" Pin Dia.; 2 Rings 5/64 Groove, 1 Ring 3/16 Groove, 1.581 CD, Recessed Head .108 deep x 3.125 dia.
6	Cast Piston - Individual	71	W409P Std-20-30-40-60	VINTAGE; 8.0:1 C.R.; Cast; .931" Pin Dia.; 2 Rings 5/64 Groove, 1 Ring 3/16 Groove, 1.581 CD, Recessed Head .108 deep x 3.125 dia.
QTY	RINGS	YEARS	PART NO.	DESCRIPTION
1	Premium Set	71	E-222K Std-20-30-40-60	2-5/64, 1-3/16; Premium Moly
1	Standard Set	71	E-222X Std-20-30-40-60	2-5/64, 1-3/16; Iron
QTY	SLEEVE	YEARS	PART NO.	DESCRIPTION
1	Repair Sleeve	71	SL-19M Std Only	3/32" wall, must be cut to correct length
QTY	ENGINE BEARINGS	YEARS	PART NO.	DESCRIPTION
1	Main Set	71	4289M Std-10-20-30-40-60	

(continued on next page)

American Motors Car (Incl. AMC, Hudson, Nash, Rambler)

37 258 4.2L (4229cc) OHV L6 (12 Valve), 3.75" Bore (AMC Eng.), 1 Bbl. "VIN B" 1971 (cont.)

BLOCK	QTY	ENGINE BEARINGS	YEARS	PART NO.	DESCRIPTION	BLOCK
	1	Rod Set	71	6-3310CPA Std-1-10-20-30-40-50-60		
	6	Rod Pair	71	3310CPA Std-1-2-10-20-30-40-50-60		
	1	Cam Set	71	1244M Std-10		
	1	OIL PUMP	YEARS	PART NO.	DESCRIPTION	
	1	Oil Pump	71	224-43428	Incl. pump & screen	
	1	Oil Pump	71	224-41199	Replaces pump w/o cover having tab & slotted hole	
	1	GASKETS	YEARS	PART NO.	DESCRIPTION	
	1	Kit Gasket Set	71	260-1007	VINTAGE; Premium valve stem seals incl.	
	1	FREEZE PLUGS	YEARS	PART NO.	DESCRIPTION	
	1	Brass Block Plug Kit	71	381-8000	Incl. 6, 2" OD brass cup plugs for 4, 5, & 6 plug engines	
	1	Steel Shallow Cup Freeze Plug	71	381-2170	VINTAGE; 2.141" Diameter	

38 258 4.2L (4229cc) OHV L6 (12 Valve), 3.75" Bore (AMC Eng.), 2 Bbl. "VIN C" 1980-1976

VALVE TRAIN	QTY	TIMING	YEARS	PART NO.	DESCRIPTION	VALVE TRAIN
	1	3 Piece Set	80-76	KT3-494S	(1) 222-494; (1) 223-355; (1) 223-388	
	1	Timing Chain	80-76	222-494	48 Links	
	1	Crank Sprocket	80-76	223-355	18 Teeth	
	1	Cam Sprocket	80-76	223-388	36 Teeth	
	1	CAMSHAFT/LIFTER	YEARS	PART NO.	DESCRIPTION	
	1	Camshaft	80-79	CS-652	VINTAGE; w/M/T; Hydraulic, (050) Duration at .050 Lobe Lift, 185 Exh., 185 Int., 110 Degrees Lobe Separation	
	1	Prelube		55-403 Std Only	1.5 oz. packet	
	1	Prelube		55-400 Std Only	4 oz. bottle; 1.5 oz. packet No. 55-403 also avail.	
	12	Lifter	80-76	HT-2011 Std Only	Hyd.; w/2 grooves	
	12	Lifter	80-76	HT-2011R Std Only	Speed-Pro Hi-Revolution Hyd.	
	12	Lifter, Bulk	80-76	HT-2011B Std Only	Hyd.; w/2 grooves; Carton of 117	
	12	PUSH ROD	YEARS	PART NO.	DESCRIPTION	
	12	Push Rod	80-76	RP-3171 Std Only	VINTAGE; 9.5940" O.A.L.	
	6	ROCKER PARTS	YEARS	PART NO.	DESCRIPTION	
	6	Arm Assy.	80-76	R-905 Std Only	Incl. 2-arms, 2-pivots & 1-bridge; Stamped rocker arm	
	6	Arm Assy., Bulk	80-76	R-905B Std Only	Incl. 2-arms, 2-pivots & 1-bridge; Stamped rocker arm; Carton of 32	
	6	Arm	80-76	R-905A Std Only	Stamped rocker arm	
	6	Bridge	80-76	MR-1840 Std Only		
	6	Pivot	80-76	MR-1909 Std Only	Incl. 2-pivots & 1-bridge	
	6	Pivot	80-76	MR-1839 Std Only	Pivot only	
	6	VALVE	YEARS	PART NO.	DESCRIPTION	
	6	Exhaust	80-76	V-2023 Std Only	VINTAGE; w/o Rotators; 4 groove; Chrome plated stem; 1.4060" Head Dia., 0.3720" Stem Dia., 4.8920" O.A.L.	
	6	Intake	80-76	V-1981 Std Only	VINTAGE; 4 groove; 1.7870" Head Dia., 0.3720" Stem Dia., 4.8990" O.A.L.	
	12	VALVE GUIDE	YEARS	PART NO.	DESCRIPTION	
	12	Guide	80-76	VG-5062 Std Only	0.3735" ID, 2.3800" O.A.L	
	12	VALVE SPRING	YEARS	PART NO.	DESCRIPTION	
	12	Spring	80-78	VS-743 Std Only	1.9900" Free Height	
	12	Spring	77	VS-666 Std Only	VINTAGE; w/o Rotators; w/damper; 2.2600" Free Height	
	12	Spring	77	VS-743 Std Only	w/Rotators; 1.9900" Free Height	
	12	Spring	76	VS-743 Std Only	1.9900" Free Height	
	12	VALVE SEAL	YEARS	PART NO.	DESCRIPTION	
	12	Valve Stem Seal	80-76	ST-2004 Std Only	Positive type; Installation requires valve guide machining; (RBBTF) Rubber/PTFE	
	12	Valve Stem Seal Bulk	80-76	ST-2004BC Std Only	Positive type; Installation requires valve guide machining; Carton of 100; (RBBTF) Rubber/PTFE	
	6	VALVE SEAT	YEARS	PART NO.	DESCRIPTION	
	6	Seat	80-76	245-1500-1 Std Only	Loc. Exh.; 1.5045" OD, 1.2500" ID, 0.2160" Depth	
	6	Seat	80-76	245-1500-1N Std Only	Loc. Exh.; Premium Material; 1.5045" OD, 1.2500" ID, 0.2160" Depth	
	6	Seat	80-76	245-1875-1 Std Only	Loc. Int.; 1.8810" OD, 1.6100" ID, 0.2485" Depth	
	6	Seat	80-76	245-1875-1N Std Only	Loc. Int.; Premium Material; 1.8810" OD, 1.6100" ID, 0.2485" Depth	
	12	VALVE, MISC	YEARS	PART NO.	DESCRIPTION	
	12	Keeper	80-76	VK-174 Std Only	4 groove	
	12	Keeper	80-76	VK-174R Std Only	4 groove; Hardened	
	12	Spring Insert	80-76	259-103C Std Only	.015"; ID 1.030"; Carton of 100	

(continued on next page)

American Motors Car (Incl. AMC, Hudson, Nash, Rambler)

258 4.2L (4229cc) OHV L6 (12 Valve), 3.75" Bore (AMC Eng.), 2 Bbl. "VIN C" 1980-1976 **38**
(cont.)

QTY	VALVE, MISC (cont.)	YEARS	PART NO.	DESCRIPTION
12	Spring Insert	80-76	259-103B Std Only	.030"; ID 1.030"; Carton of 100
12	Spring Insert	80-76	259-103BRS Std Only	.030"; ID 1.030"; Carton of 500
12	Spring Insert	80-76	259-103A Std Only	.060"; ID 1.030"; Carton of 100
12	Spring Insert	80-76	259-103ARS Std Only	.060"; ID 1.030"; Carton of 500
QTY	PISTON	YEARS	PART NO.	DESCRIPTION
6	Cast Piston	80-79	470AP Std-20-30-40-60	Cast; .9313" Pin Dia.; 2 Rings 5/64 Groove, 1 Ring 3/16 Groove, 1.633 CD, D Shaped Recessed Head .178 deep
6	Cast Piston	79-77	456NP + Std-40-60	8.3:1 C.R.; Cast; .9313" Pin Dia.; 2 Rings 5/64 Groove, 1 Ring 3/16 Groove, 1.580 CD, D Shaped Recessed Head .126 deep; Superseded - When depleted use 456AP
6	Cast Piston	79-77	456AP Std-30-40-60	VINTAGE; 8.3:1 C.R.
6	Cast Piston	76	409P Std-20-30-40-60	VINTAGE; 8.0:1 C.R.; Cast; .931" Pin Dia.; 2 Rings 5/64 Groove, 1 Ring 3/16 Groove, 1.581 CD, Recessed Head .108 deep x 3.125 dia.
6	Cast Piston - Individual	80-79	W470AP Std-30-40-60	Cast; .9313" Pin Dia.; 2 Rings 5/64 Groove, 1 Ring 3/16 Groove, 1.633 CD, D Shaped Recessed Head .178 deep
6	Cast Piston - Individual	79-77	W456AP Std-40	8.3:1 C.R.
6	Cast Piston - Individual	79-77	W456P 60 60	VINTAGE; 8.3:1 C.R.; Cast; .931" Pin Dia.; 2 Rings 5/64 Groove, 1 Ring 3/16 Groove, 1.581 CD, Recessed Head .126 deep
6	Cast Piston - Individual	76	W409P Std-20-30-40-60	VINTAGE; 8.0:1 C.R.; Cast; .931" Pin Dia.; 2 Rings 5/64 Groove, 1 Ring 3/16 Groove, 1.581 CD, Recessed Head .108 deep x 3.125 dia.
1	Cast Piston Set w/Prem. Rings	80-79	6K470AP 30 30	Cast; .9313" Pin Dia.; 2 Rings 5/64 Groove, 1 Ring 3/16 Groove, 1.633 CD, D Shaped Recessed Head .178 deep
QTY	RINGS	YEARS	PART NO.	DESCRIPTION
1	Premium Set	80-76	E-222K Std-20-30-40-60	2-5/64, 1-3/16; Premium Moly
1	Standard Set	80-76	E-222X Std-20-30-40-60	2-5/64, 1-3/16; Iron
QTY	SLEEVE	YEARS	PART NO.	DESCRIPTION
1	Repair Sleeve	80-76	SL-19M Std Only	3/32" wall, must be cut to correct length
QTY	ENGINE BEARINGS	YEARS	PART NO.	DESCRIPTION
1	Main Set	80-76	4289M Std-10-20-30-40-60	
1	Rod Set	80-76	6-3310CPA Std-1-10-20-30-40-50-60	
6	Rod Pair	80-76	3310CPA Std-1-2-10-20-30-40-50-60	
1	Cam Set	80-76	1244M Std-10	
QTY	OIL PUMP	YEARS	PART NO.	DESCRIPTION
1	Oil Pump	80	224-43428	Exc. American Motors Eagle DL, Limited, Sport; Incl. pump & screen
1	Oil Pump	80-76	224-41199	Replaces pump w/o cover having tab & slotted hole
1	Oil Pump	79-76	224-43428	Incl. pump & screen
QTY	GASKETS	YEARS	PART NO.	DESCRIPTION
1	Kit Gasket Set	80-76	260-1007	VINTAGE; Premium valve stem seals incl.
QTY	FREEZE PLUGS	YEARS	PART NO.	DESCRIPTION
1	Brass Block Plug Kit	80-76	381-8000	Incl. 6, 2" OD brass cup plugs for 4, 5, & 6 plug engines
1	Steel Shallow Cup Freeze Plug	80-76	381-2170	VINTAGE; 2.141" Diameter

287 4.7L (4703cc) OHV V8 (16 Valve), 3.75" Bore (AMC Eng.), 2 Bbl. "VIN H" 1966 **39**

QTY	TIMING	YEARS	PART NO.	DESCRIPTION
1	Timing Chain	66	222-349	5/8" wide; 62 Links
1	Crank Sprocket	66	223-281	Use w/5/8" wide chain; 23 Teeth
QTY	CAMSHAFT/LIFTER	YEARS	PART NO.	DESCRIPTION
16	Lifter	66	HT-2011 Std Only	Hyd.; w/2 grooves
16	Lifter	66	HT-2011R Std Only	Speed-Pro Hi-Revolution Hyd.
16	Lifter, Bulk	66	HT-2011B Std Only	Hyd.; w/2 grooves; Carton of 117
QTY	PUSH ROD	YEARS	PART NO.	DESCRIPTION
16	Push Rod	66	RP-3083 Std Only	VINTAGE; 8.6870" O.A.L.
QTY	VALVE	YEARS	PART NO.	DESCRIPTION
8	Exhaust	66	V-2023 Std Only	VINTAGE; 4 groove; Chrome plated stem; 1.4060" Head Dia., 0.3720" Stem Dia., 4.8920" O.A.L.
8	Intake	66	V-1981 Std Only	VINTAGE; 4 groove; 1.7870" Head Dia., 0.3720" Stem Dia., 4.8990" O.A.L.
QTY	VALVE SPRING	YEARS	PART NO.	DESCRIPTION
16	Spring	66	VS-666 Std Only	VINTAGE; w/damper; 2.2600" Free Height
QTY	VALVE SEAL	YEARS	PART NO.	DESCRIPTION
16	Valve Stem Seal	66	ST-2011 Std Only	VINTAGE; No tools req'd.; Positive type; (RBBTF) Rubber/PTFE

(continued on next page)

+ Superseded Part Number

American Motors Car (Incl. AMC, Hudson, Nash, Rambler)

39 287 4.7L (4703cc) OHV V8 (16 Valve), 3.75" Bore (AMC Eng.), 2 Bbl. "VIN H" 1966					
(cont.)					
VALVE TRAIN	QTY	VALVE SEAL (cont.)	YEARS	PART NO.	DESCRIPTION
	16	Valve Stem Seal Bulk	66	ST-2011BC Std Only	No tools req'd.; Positive type; Carton of 100; (RBBTF) Rubber/PTFE
	8	Seat	66	245-1500-1 Std Only	Loc. Exh.; 1.5045" OD, 1.2500" ID, 0.2160" Depth
	8	Seat	66	245-1500-1N Std Only	Loc. Exh.; Premium Material; 1.5045" OD, 1.2500" ID, 0.2160" Depth
	8	Seat	66	245-1875-1 Std Only	Loc. Int.; 1.8810" OD, 1.6100" ID, 0.2485" Depth
	8	Seat	66	245-1875-1N Std Only	Loc. Int.; Premium Material; 1.8810" OD, 1.6100" ID, 0.2485" Depth
	32	Keeper	66	VK-138A Std Only	1 groove; Square cut key groove; Carton pack 24
	32	Keeper	66	VK-138 Std Only	1 groove; Square cut key groove; Carton pack 32
	32	Keeper	66	VK-138R Std Only	1 groove; Square cut key groove; Hardened
	32	Keeper	66	VK-174 Std Only	4 groove
	32	Keeper	66	VK-174R Std Only	4 groove; Hardened
	32	Keeper, Bulk	66	VK-138B Std Only	1 groove; Square cut key groove; Carton of 1000
BLOCK	QTY	RINGS	YEARS	PART NO.	DESCRIPTION
	1	Premium Set	66	E-240K 20 20-30-40-60	2-5/64, 1-3/16; Premium Moly
	1	Standard Set	66	E-240X Std-30-40-60	2-5/64, 1-3/16; Iron
	1	SLEEVE	66	SL-19M Std Only	3/32" wall, must be cut to correct length
	1	ENGINE BEARINGS	66	4010M Std-10	VINTAGE
	8	Rod Pair	66	2230CP Std-10-20	VINTAGE
40 287 4.7L (4703cc) OHV V8 (16 Valve), 3.75" Bore (AMC Eng.), 2 Bbl. "VIN N" 1966					
VALVE TRAIN	QTY	TIMING	YEARS	PART NO.	DESCRIPTION
	1	Timing Chain	66	222-349	5/8" wide; 62 Links
	1	Crank Sprocket	66	223-281	Use w/5/8" wide chain; 23 Teeth
	16	Lifter	66	HT-2011 Std Only	Hyd.; w/2 grooves
	16	Lifter	66	HT-2011R Std Only	Speed-Pro Hi-Revolution Hyd.
	16	Lifter, Bulk	66	HT-2011B Std Only	Hyd.; w/2 grooves; Carton of 117
	16	PUSH ROD	66	RP-3083 Std Only	VINTAGE; 8.6870" O.A.L.
	8	VALVE	66	V-2023 Std Only	VINTAGE; 4 groove; Chrome plated stem; 1.4060" Head Dia., 0.3720" Stem Dia., 4.8920" O.A.L.
	8	Intake	66	V-1981 Std Only	VINTAGE; 4 groove; 1.7870" Head Dia., 0.3720" Stem Dia., 4.8990" O.A.L.
	16	VALVE SPRING	66	VS-666 Std Only	VINTAGE; w/damper; 2.2600" Free Height
	16	VALVE SEAL	66	ST-2011 Std Only	VINTAGE; No tools req'd.; Positive type; (RBBTF) Rubber/PTFE
	16	Valve Stem Seal Bulk	66	ST-2011BC Std Only	No tools req'd.; Positive type; Carton of 100; (RBBTF) Rubber/PTFE
	8	VALVE SEAT	66	245-1500-1 Std Only	Loc. Exh.; 1.5045" OD, 1.2500" ID, 0.2160" Depth
	8	Seat	66	245-1500-1N Std Only	Loc. Exh.; Premium Material; 1.5045" OD, 1.2500" ID, 0.2160" Depth
	8	Seat	66	245-1875-1 Std Only	Loc. Int.; 1.8810" OD, 1.6100" ID, 0.2485" Depth
	8	Seat	66	245-1875-1N Std Only	Loc. Int.; Premium Material; 1.8810" OD, 1.6100" ID, 0.2485" Depth
	32	Keeper	66	VK-138A Std Only	1 groove; Square cut key groove; Carton pack 24
	32	Keeper	66	VK-138 Std Only	1 groove; Square cut key groove; Carton pack 32
	32	Keeper	66	VK-138R Std Only	1 groove; Square cut key groove; Hardened
	32	Keeper	66	VK-174 Std Only	4 groove
	32	Keeper	66	VK-174R Std Only	4 groove; Hardened
	32	Keeper, Bulk	66	VK-138B Std Only	1 groove; Square cut key groove; Carton of 1000
BLOCK	QTY	RINGS	YEARS	PART NO.	DESCRIPTION
	1	Premium Set	66	E-240K 20 20-30-40-60	2-5/64, 1-3/16; Premium Moly
	1	Standard Set	66	E-240X Std-30-40-60	2-5/64, 1-3/16; Iron
	1	SLEEVE	66	SL-19M Std Only	3/32" wall, must be cut to correct length

(continued on next page)

American Motors Car (Incl. AMC, Hudson, Nash, Rambler)

287 4.7L (4703cc) OHV V8 (16 Valve), 3.75" Bore (AMC Eng.), 2 Bbl. "VIN N" 1966 40
(cont.)

QTY	ENGINE BEARINGS	YEARS	PART NO.	DESCRIPTION
1	Main Set	66	4010M Std-10	VINTAGE
8	Rod Pair	66	2230CP Std-10-20	VINTAGE

287 4.7L (4703cc) OHV V8 (16 Valve), 3.75" Bore (AMC Eng.), 2 Bbl. "VIN T" 1966 41

QTY	TIMING	YEARS	PART NO.	DESCRIPTION
1	Timing Chain	66	222-349	5/8" wide; 62 Links
1	Crank Sprocket	66	223-281	Use w/5/8" wide chain; 23 Teeth
QTY	CAMSHAFT/LIFTER	YEARS	PART NO.	DESCRIPTION
16	Lifter	66	HT-2011 Std Only	Hyd.; w/2 grooves
16	Lifter	66	HT-2011R Std Only	Speed-Pro Hi-Revolution Hyd.
16	Lifter, Bulk	66	HT-2011B Std Only	Hyd.; w/2 grooves; Carton of 117
QTY	PUSH ROD	YEARS	PART NO.	DESCRIPTION
16	Push Rod	66	RP-3083 Std Only	VINTAGE; 8.6870" O.A.L.
QTY	VALVE	YEARS	PART NO.	DESCRIPTION
8	Exhaust	66	V-2023 Std Only	VINTAGE; 4 groove; Chrome plated stem; 1.4060" Head Dia., 0.3720" Stem Dia., 4.8920" O.A.L.
8	Intake	66	V-1981 Std Only	VINTAGE; 4 groove; 1.7870" Head Dia., 0.3720" Stem Dia., 4.8990" O.A.L.
QTY	VALVE SPRING	YEARS	PART NO.	DESCRIPTION
16	Spring	66	VS-666 Std Only	VINTAGE; w/damper; 2.2600" Free Height
QTY	VALVE SEAL	YEARS	PART NO.	DESCRIPTION
16	Valve Stem Seal	66	ST-2011 Std Only	VINTAGE; No tools req'd.; Positive type; (RBBTF) Rubber/PTFE
16	Valve Stem Seal Bulk	66	ST-2011BC Std Only	No tools req'd.; Positive type; Carton of 100; (RBBTF) Rubber/PTFE
QTY	VALVE SEAT	YEARS	PART NO.	DESCRIPTION
8	Seat	66	245-1500-1 Std Only	Loc. Exh.; 1.5045" OD, 1.2500" ID, 0.2160" Depth
8	Seat	66	245-1500-1N Std Only	Loc. Exh.; Premium Material; 1.5045" OD, 1.2500" ID, 0.2160" Depth
8	Seat	66	245-1875-1 Std Only	Loc. Int.; 1.8810" OD, 1.6100" ID, 0.2485" Depth
8	Seat	66	245-1875-1N Std Only	Loc. Int.; Premium Material; 1.8810" OD, 1.6100" ID, 0.2485" Depth
QTY	VALVE, MISC	YEARS	PART NO.	DESCRIPTION
32	Keeper	66	VK-138A Std Only	1 groove; Square cut key groove; Carton pack 24
32	Keeper	66	VK-138 Std Only	1 groove; Square cut key groove; Carton pack 32
32	Keeper	66	VK-138R Std Only	1 groove; Square cut key groove; Hardened
32	Keeper	66	VK-174 Std Only	4 groove
32	Keeper	66	VK-174R Std Only	4 groove; Hardened
32	Keeper, Bulk	66	VK-138B Std Only	1 groove; Square cut key groove; Carton of 1000

QTY	RINGS	YEARS	PART NO.	DESCRIPTION
1	Premium Set	66	E-240K 20 20-30-40-60	2-5/64, 1-3/16; Premium Moly
1	Standard Set	66	E-240X Std-30-40-60	2-5/64, 1-3/16; Iron
QTY	SLEEVE	YEARS	PART NO.	DESCRIPTION
1	Repair Sleeve	66	SL-19M Std Only	3/32" wall, must be cut to correct length
QTY	ENGINE BEARINGS	YEARS	PART NO.	DESCRIPTION
1	Main Set	66	4010M Std-10	VINTAGE
8	Rod Pair	66	2230CP Std-10-20	VINTAGE

287 4.7L (4703cc) OHV V8 (16 Valve), 3.75" Bore (AMC Eng.), 2 Bbl. 1965-1963 42

QTY	TIMING	YEARS	PART NO.	DESCRIPTION
1	Timing Chain	65	222-349	5/8" wide; 62 Links
1	Crank Sprocket	65	223-281	Use w/5/8" wide chain; 23 Teeth
QTY	CAMSHAFT/LIFTER	YEARS	PART NO.	DESCRIPTION
16	Lifter	65-63	HT-2011 Std Only	Hyd.; w/2 grooves
16	Lifter	65-63	HT-2011R Std Only	Speed-Pro Hi-Revolution Hyd.
16	Lifter, Bulk	65-63	HT-2011B Std Only	Hyd.; w/2 grooves; Carton of 117
QTY	PUSH ROD	YEARS	PART NO.	DESCRIPTION
16	Push Rod	65-63	RP-3083 Std Only	VINTAGE; 8.6870" O.A.L.
QTY	VALVE	YEARS	PART NO.	DESCRIPTION
8	Exhaust	65-63	V-2023 Std Only	VINTAGE; 4 groove; Chrome plated stem; 1.4060" Head Dia., 0.3720" Stem Dia., 4.8920" O.A.L.
8	Intake	65-63	V-1981 Std Only	VINTAGE; 4 groove; 1.7870" Head Dia., 0.3720" Stem Dia., 4.8990" O.A.L.
QTY	VALVE SPRING	YEARS	PART NO.	DESCRIPTION
16	Spring	65-63	VS-666 Std Only	VINTAGE; w/damper; 2.2600" Free Height

(continued on next page)

American Motors Car (Incl. AMC, Hudson, Nash, Rambler)

42 287 4.7L (4703cc) OHV V8 (16 Valve), 3.75" Bore (AMC Eng.), 2 Bbl. 1965-1963
(cont.)

VALVE TRAIN	QTY	VALVE SEAL	YEARS	PART NO.	DESCRIPTION	VALVE TRAIN
	16	Valve Stem Seal	65-63	ST-2011 Std Only	VINTAGE; No tools req'd.; Positive type; (RBBTF) Rubber/PTFE	
	16	Valve Stem Seal Bulk	65-63	ST-2011BC Std Only	No tools req'd.; Positive type; Carton of 100; (RBBTF) Rubber/PTFE	
	8	Seat	65-63	245-1500-1 Std Only	Loc. Exh.; 1.5045" OD, 1.2500" ID, 0.2160" Depth	
	8	Seat	65-63	245-1500-1N Std Only	Loc. Exh.; Premium Material; 1.5045" OD, 1.2500" ID, 0.2160" Depth	
	8	Seat	65-63	245-1875-1 Std Only	Loc. Int.; 1.8810" OD, 1.6100" ID, 0.2485" Depth	
	8	Seat	65-63	245-1875-1N Std Only	Loc. Int.; Premium Material; 1.8810" OD, 1.6100" ID, 0.2485" Depth	
	32	Keeper	65-63	VK-138A Std Only	1 groove; Square cut key groove; Carton pack 24	
	32	Keeper	65-63	VK-138 Std Only	1 groove; Square cut key groove; Carton pack 32	
	32	Keeper	65-63	VK-138R Std Only	1 groove; Square cut key groove; Hardened	
	32	Keeper	65-63	VK-174 Std Only	4 groove	
	32	Keeper	65-63	VK-174R Std Only	4 groove; Hardened	
	32	Keeper, Bulk	65-63	VK-138B Std Only	1 groove; Square cut key groove; Carton of 1000	
BLOCK	1	Premium Set	65-63	E-240K 20 20-30-40-60	2-5/64, 1-3/16; Premium Moly	BLOCK
	1	Standard Set	65-63	E-240X Std-30-40-60	2-5/64, 1-3/16; Iron	
	1	Repair Sleeve	65-63	SL-19M Std Only	3/32" wall, must be cut to correct length	
	1	Main Set	65-63	4010M Std-10	VINTAGE	
	8	Rod Pair	65-63	2230CP Std-10-20	VINTAGE	

43 290 4.7L (4753cc) OHV V8 (16 Valve), 3.75" Bore (AMC Eng.), 2 Bbl. "VIN C" 1967-1966

VALVE TRAIN	QTY	TIMING	YEARS	PART NO.	DESCRIPTION	VALVE TRAIN
	1	3 Piece Set	67-66	KT3-349S	5/8" wide sprocket teeth; (1) 222-349; (1) 223-281; (1) 223-412	
	1	Timing Chain	67-66	222-349	5/8" wide; 62 Links	
	1	Crank Sprocket	67-66	223-281	Use w/5/8" wide chain; 23 Teeth	
	1	Camshaft	67-66	CS-646	Hydraulic, (050) Duration at .050 Lobe Lift, 196 Exh., 196 Int., 110 Degrees Lobe Separation	
	1	Performance Cam	67-66	CS-1026R	Pro-2000 Perf. Cam; 0.472" Exh. Valve Lift, 0.448" Int. Valve Lift, Hydraulic, (050) Duration at .050 Lobe Lift, 214 Exh., 204 Int., 110 Degrees Lobe Separation	
	1	Prelube		55-403 Std Only	1.5 oz. packet	
	1	Prelube		55-400 Std Only	4 oz. bottle; 1.5 oz. packet No. 55-403 also avail.	
	16	Lifter	67-66	HT-2011 Std Only	Hyd.; w/2 grooves	
	16	Lifter	67-66	HT-2011R Std Only	Speed-Pro Hi-Revolution Hyd.	
	16	Lifter, Bulk	67-66	HT-2011B Std Only	Hyd.; w/2 grooves; Carton of 117	
	1	Cam/Lifter Kit	67-66	KC-646	Hyd.; (1) 55-403B; (1) CS-646; (16) HT-2011	
	1	Cam/Lifter Kit	67-66	KC-1026R	Hyd.; Pro-2000 Perf. Cam; Duration at .050", 204 Int., 214 Exh.; Valve lift .448" Int., .472" Exh.; Lobe Separation 110 Degrees; (1) 55-403B; (1) CS-1026R; (16) HT-2011	
	8	Exhaust	67-66	V-2023 Std Only	VINTAGE; 4 groove; Chrome plated stem; 1.4060" Head Dia., 0.3720" Stem Dia., 4.8920" O.A.L.	
	8	Intake	67-66	V-1981 Std Only	VINTAGE; 4 groove; 1.7870" Head Dia., 0.3720" Stem Dia., 4.8990" O.A.L.	
	16	Guide	67-66	VG-5062 Std Only	0.3735" ID, 2.3800" O.A.L.	
	16	Spring	67-66	VS-703 Std Only	2.0560" Free Height	
	16	Spring, Bulk	67-66	VS-703B Std Only	Carton of 250; 2.0560" Free Height	
	16	Valve Stem Seal	67-66	ST-2002 Std Only	Installation requires valve guide machining; (PLY) Polyacrylate	
	16	Valve Stem Seal Bulk	67-66	ST-2002BC Std Only	Positive type; Installation requires valve guide machining; Carton of 100; (PLY) Polyacrylate	
	8	Seat	67-66	245-1500-1 Std Only	Loc. Exh.; 1.5045" OD, 1.2500" ID, 0.2160" Depth	
	8	Seat	67-66	245-1500-1N Std Only	Loc. Exh.; Premium Material; 1.5045" OD, 1.2500" ID, 0.2160" Depth	

(continued on next page)

American Motors Car (Incl. AMC, Hudson, Nash, Rambler)

290 4.7L (4753cc) OHV V8 (16 Valve), 3.75" Bore (AMC Eng.), 2 Bbl. "VIN C" 1967-1966 43
(cont.)

QTY	VALVE SEAT (cont.)	YEARS	PART NO.	DESCRIPTION
8	Seat	67-66	245-1875-1 Std Only	Loc. Int.; 1.8810" OD, 1.6100" ID, 0.2485" Depth
8	Seat	67-66	245-1875-1N Std Only	Loc. Int.; Premium Material; 1.8810" OD, 1.6100" ID, 0.2485" Depth
QTY	VALVE, MISC	YEARS	PART NO.	DESCRIPTION
32	Keeper	67-66	VK-138A Std Only	1 groove; Square cut key groove; Carton pack 24
32	Keeper	67-66	VK-138 Std Only	1 groove; Square cut key groove; Carton pack 32
32	Keeper	67-66	VK-138R Std Only	1 groove; Square cut key groove; Hardened
32	Keeper	67-66	VK-174 Std Only	4 groove
32	Keeper	67-66	VK-174R Std Only	4 groove; Hardened
32	Keeper, Bulk	67-66	VK-138B Std Only	1 groove; Square cut key groove; Carton of 1000
16	Spring Insert	67-66	259-103C Std Only	.015"; ID 1.030"; Carton of 100
16	Spring Insert	67-66	259-103B Std Only	.030"; ID 1.030"; Carton of 100
16	Spring Insert	67-66	259-103BRS Std Only	.030"; ID 1.030"; Carton of 500
16	Spring Insert	67-66	259-103A Std Only	.060"; ID 1.030"; Carton of 100
16	Spring Insert	67-66	259-103ARS Std Only	.060"; ID 1.030"; Carton of 500
QTY	RINGS	YEARS	PART NO.	DESCRIPTION
1	Premium Set	67-66	E-240K 20 20-30-40-60	2-5/64, 1-3/16; Premium Moly
1	Standard Set	67-66	E-240X Std-30-40-60	2-5/64, 1-3/16; Iron
QTY	SLEEVE	YEARS	PART NO.	DESCRIPTION
1	Repair Sleeve	67-66	SL-19M Std Only	3/32" wall, must be cut to correct length
QTY	ENGINE BEARINGS	YEARS	PART NO.	DESCRIPTION
1	Main Set	67-66	5037M Std-1-10-20-30	
1	Main Set	67-66	7450M 20 20	.10MM O/S length flange brg.
1	Rod Set	67-66	8-3310CPA Std-10-20-30-40	
8	Rod Pair	67-66	3310CPA Std-1-2-10-20-30-40-50-60	
1	Cam Set	67-66	1401M Std Only	
QTY	OIL PUMP	YEARS	PART NO.	DESCRIPTION
1	Pump Repair Kit	67-66	224-51285	
1	Screen Assy.	67-66	224-14161	
QTY	GASKETS	YEARS	PART NO.	DESCRIPTION
1	Kit Gasket Set	67-66	260-1010	Int. manifold gskt. not incl.; Premium valve stem seals incl.
1	Valley Pan Gasket Set	67-66	260-4008	
QTY	FREEZE PLUGS	YEARS	PART NO.	DESCRIPTION
1	Brass Block Plug Kit	67-66	381-8001	
1	Brass Deep Cup Freeze Plug	67-66	381-9002	1.500" Diameter, 0.375" Height
1	Steel Deep Cup Freeze Plug	67-66	381-3084	2.141" Diameter
RE-RING KIT				
YEARS DESCRIPTION			PREMIUM KIT NO.	ECONOMY KIT NO.
67-66	Int. manifold gskt. not incl.; Premium valve stem seals incl.	Re-ring	205-617	205-117

290 4.7L (4753cc) OHV V8 (16 Valve), 3.75" Bore (AMC Eng.), 4 Bbl. "VIN D" 1967-1966 44

QTY	TIMING	YEARS	PART NO.	DESCRIPTION
1	3 Piece Set	67-66	KT3-349S	5/8" wide sprocket teeth; (1) 222-349; (1) 223-281; (1) 223-412
1	Timing Chain	67-66	222-349	5/8" wide; 62 Links
1	Crank Sprocket	67-66	223-281	Use w/5/8" wide chain; 23 Teeth
QTY	CAMSHAFT/LIFTER	YEARS	PART NO.	DESCRIPTION
1	Camshaft	67-66	CS-646	Hydraulic, (050) Duration at .050 Lobe Lift, 196 Exh., 196 Int., 110 Degrees Lobe Separation
1	Performance Cam	67-66	CS-1026R	Pro-2000 Perf. Cam; 0.472" Exh. Valve Lift, 0.448" Int. Valve Lift, Hydraulic, (050) Duration at .050 Lobe Lift, 214 Exh., 204 Int., 110 Degrees Lobe Separation
1	Prelube		55-403 Std Only	1.5 oz. packet
1	Prelube		55-400 Std Only	4 oz. bottle; 1.5 oz. packet No. 55-403 also avail.
16	Lifter	67-66	HT-2011 Std Only	Hyd.; w/2 grooves
16	Lifter	67-66	HT-2011R Std Only	Speed-Pro Hi-Revolution Hyd.
16	Lifter, Bulk	67-66	HT-2011B Std Only	Hyd.; w/2 grooves; Carton of 117
QTY	CAM KIT	YEARS	PART NO.	DESCRIPTION
1	Cam/Lifter Kit	67-66	KC-646	Hyd.; (1) 55-403B; (1) CS-646; (16) HT-2011
1	Cam/Lifter Kit	67-66	KC-1026R	Hyd.; Pro-2000 Perf. Cam; Duration at .050", 204 Int., 214 Exh.; Valve lift .448" Int., .472" Exh.; Lobe Separation 110 Degrees; (1) 55-403B; (1) CS-1026R; (16) HT-2011
QTY	VALVE	YEARS	PART NO.	DESCRIPTION
8	Exhaust	67-66	V-2023 Std Only	VINTAGE; 4 groove; Chrome plated stem; 1.4060" Head Dia., 0.3720" Stem Dia., 4.8920" O.A.L.

(continued on next page)

American Motors Car (Incl. AMC, Hudson, Nash, Rambler)

44 290 4.7L (4753cc) OHV V8 (16 Valve), 3.75" Bore (AMC Eng.), 4 Bbl. "VIN D" 1967-1966
(cont.)

VALVE TRAIN	QTY	VALVE (cont.)	YEARS	PART NO.	DESCRIPTION			VALVE TRAIN
	8	Intake	67-66	V-1981 Std Only	VINTAGE; 4 groove; 1.7870" Head Dia., 0.3720" Stem Dia., 4.8990" O.A.L.			
	16	Guide	67-66	VG-5062 Std Only	0.3735" ID, 2.3800" O.A.L			
	16	Spring	67-66	VS-703 Std Only	2.0560" Free Height			
	16	Spring, Bulk	67-66	VS-703B Std Only	Carton of 250; 2.0560" Free Height			
	16	Valve Stem Seal	67-66	ST-2002 Std Only	Installation requires valve guide machining; (PLY) Polyacrylate			
	16	Valve Stem Seal Bulk	67-66	ST-2002BC Std Only	Positive type; Installation requires valve guide machining; Carton of 100; (PLY) Polyacrylate			
	8	Seat	67-66	245-1500-1 Std Only	Loc. Exh.; 1.5045" OD, 1.2500" ID, 0.2160" Depth			
	8	Seat	67-66	245-1500-1N Std Only	Loc. Exh.; Premium Material; 1.5045" OD, 1.2500" ID, 0.2160" Depth			
	8	Seat	67-66	245-1875-1 Std Only	Loc. Int.; 1.8810" OD, 1.6100" ID, 0.2485" Depth			
	8	Seat	67-66	245-1875-1N Std Only	Loc. Int.; Premium Material; 1.8810" OD, 1.6100" ID, 0.2485" Depth			
	32	Keeper	67-66	VK-138A Std Only	1 groove; Square cut key groove; Carton pack 24			
	32	Keeper	67-66	VK-138 Std Only	1 groove; Square cut key groove; Carton pack 32			
	32	Keeper	67-66	VK-138R Std Only	1 groove; Square cut key groove; Hardened			
	32	Keeper	67-66	VK-174 Std Only	4 groove			
	32	Keeper	67-66	VK-174R Std Only	4 groove; Hardened			
	32	Keeper, Bulk	67-66	VK-138B Std Only	1 groove; Square cut key groove; Carton of 1000			
	16	Spring Insert	67-66	259-103C Std Only	.015"; ID 1.030"; Carton of 100			
	16	Spring Insert	67-66	259-103B Std Only	.030"; ID 1.030"; Carton of 100			
	16	Spring Insert	67-66	259-103BRS Std Only	.030"; ID 1.030"; Carton of 500			
	16	Spring Insert	67-66	259-103A Std Only	.060"; ID 1.030"; Carton of 100			
	16	Spring Insert	67-66	259-103ARS Std Only	.060"; ID 1.030"; Carton of 500			
	1	Premium Set	67-66	E-240K 20 20-30-40-60	2-5/64, 1-3/16; Premium Moly			
	1	Standard Set	67-66	E-240X Std-30-40-60	2-5/64, 1-3/16; Iron			
	1	Repair Sleeve	67-66	SL-19M Std Only	3/32" wall, must be cut to correct length			
	1	Main Set	67-66	5037M Std-1-10-20-30				
	1	Main Set	67-66	7450M 20 20	.10MM O/S length flange brg.			
	1	Rod Set	67-66	8-3310CPA Std-10-20-30-40				
	8	Rod Pair	67-66	3310CPA Std-1-2-10-20-30-40-50-60				
	1	Cam Set	67-66	1401M Std Only				
	1	Pump Repair Kit	67-66	224-51285				
	1	Screen Assy.	67-66	224-14161				
	1	Kit Gasket Set	67-66	260-1010	Int. manifold gskt. not incl.; Premium valve stem seals incl.			
	1	Valley Pan Gasket Set	67-66	260-4008				
	1	Brass Block Plug Kit	67-66	381-8001				
	1	Brass Deep Cup Freeze Plug	67-66	381-9002	1.500" Diameter, 0.375" Height			
	1	Steel Deep Cup Freeze Plug	67-66	381-3084	2.141" Diameter			
KITS	RE-RING KIT					PREMIUM KIT NO.	ECONOMY KIT NO.	KITS
	YEARS	DESCRIPTION						
	67-66	Int. manifold gskt. not incl.; Premium valve stem seals incl.	Re-ring			205-617	----	
	67-66	Int. manifold gskt. not incl.; Premium valve stem seals incl.	Re-ring			----	205-117	

45 290 4.7L (4753cc) OHV V8 (16 Valve), 3.75" Bore (AMC Eng.), 2 Bbl. "VIN H" 1969-1966

QTY	TIMING	YEARS	PART NO.	DESCRIPTION
1	3 Piece Set	69-66	KT3-349S	5/8" wide sprocket teeth; (1) 222-349; (1) 223-281; (1) 223-412
1	Timing Chain	69-66	222-349	5/8" wide; 62 Links
1	Crank Sprocket	69-66	223-281	Use w/5/8" wide chain; 23 Teeth

(continued on next page)

American Motors Car (Incl. AMC, Hudson, Nash, Rambler)

290 4.7L (4753cc) OHV V8 (16 Valve), 3.75" Bore (AMC Eng.), 2 Bbl. "VIN H" 1969-1966 45 (cont.)

QTY	CAMSHAFT/LIFTER	YEARS	PART NO.	DESCRIPTION
1	Camshaft	69-66	CS-646	Hydraulic, (050) Duration at .050 Lobe Lift, 196 Exh., 196 Int., 110 Degrees Lobe Separation
1	Performance Cam	69-67	CS-1026R	Pro-2000 Perf. Cam; 0.472" Exh. Valve Lift, 0.448" Int. Valve Lift, Hydraulic, (050) Duration at .050 Lobe Lift, 214 Exh., 204 Int., 110 Degrees Lobe Separation
1	Performance Cam	66	CS-1026R	American Motors Rogue Base; Pro-2000 Perf. Cam; 0.472" Exh. Valve Lift, 0.448" Int. Valve Lift, Hydraulic, (050) Duration at .050 Lobe Lift, 214 Exh., 204 Int., 110 Degrees Lobe Separation
1	Prelube		55-403 Std Only	1.5 oz. packet
1	Prelube		55-400 Std Only	4 oz. bottle; 1.5 oz. packet No. 55-403 also avail.
16	Lifter	69-66	HT-2011 Std Only	Hyd.; w/2 grooves
16	Lifter	69-66	HT-2011R Std Only	Speed-Pro Hi-Revolution Hyd.
16	Lifter, Bulk	69-66	HT-2011B Std Only	Hyd.; w/2 grooves; Carton of 117
QTY	CAM KIT	YEARS	PART NO.	DESCRIPTION
1	Cam/Lifter Kit	69-66	KC-646	Hyd.; (1) 55-403B; (1) CS-646; (16) HT-2011
1	Cam/Lifter Kit	69-67	KC-1026R	Hyd.; Pro-2000 Perf. Cam; Duration at .050", 204 Int., 214 Exh.; Valve lift .448" Int., .472" Exh.; Lobe Separation 110 Degrees; (1) 55-403B; (1) CS-1026R; (16) HT-2011
1	Cam/Lifter Kit	66	KC-1026R	American Motors Rogue Base; Hyd.; Pro-2000 Perf. Cam; Duration at .050", 204 Int., 214 Exh.; Valve lift .448" Int., .472" Exh.; Lobe Separation 110 Degrees; (1) 55-403B; (1) CS-1026R; (16) HT-2011
QTY	VALVE	YEARS	PART NO.	DESCRIPTION
8	Exhaust	69-66	V-2023 Std Only	VINTAGE; 4 groove; Chrome plated stem; 1.4060" Head Dia., 0.3720" Stem Dia., 4.8920" O.A.L.
8	Intake	69-66	V-1981 Std Only	VINTAGE; 4 groove; 1.7870" Head Dia., 0.3720" Stem Dia., 4.8990" O.A.L.
QTY	VALVE GUIDE	YEARS	PART NO.	DESCRIPTION
16	Guide	69-66	VG-5062 Std Only	0.3735" ID, 2.3800" O.A.L
QTY	VALVE SPRING	YEARS	PART NO.	DESCRIPTION
16	Spring	69-66	VS-703 Std Only	2.0560" Free Height
16	Spring, Bulk	69-66	VS-703B Std Only	Carton of 250; 2.0560" Free Height
QTY	VALVE SEAL	YEARS	PART NO.	DESCRIPTION
16	Valve Stem Seal	69-66	ST-2002 Std Only	Installation requires valve guide machining; (PLY) Polyacrylate
16	Valve Stem Seal Bulk	69-66	ST-2002BC Std Only	Positive type; Installation requires valve guide machining; Carton of 100; (PLY) Polyacrylate
QTY	VALVE SEAT	YEARS	PART NO.	DESCRIPTION
8	Seat	69-66	245-1500-1 Std Only	Loc. Exh.; 1.5045" OD, 1.2500" ID, 0.2160" Depth
8	Seat	69-66	245-1500-1N Std Only	Loc. Exh.; Premium Material; 1.5045" OD, 1.2500" ID, 0.2160" Depth
8	Seat	69-66	245-1875-1 Std Only	Loc. Int.; 1.8810" OD, 1.6100" ID, 0.2485" Depth
8	Seat	69-66	245-1875-1N Std Only	Loc. Int.; Premium Material; 1.8810" OD, 1.6100" ID, 0.2485" Depth
QTY	VALVE, MISC	YEARS	PART NO.	DESCRIPTION
32	Keeper	69-66	VK-138A Std Only	1 groove; Square cut key groove; Carton pack 24
32	Keeper	69-66	VK-138 Std Only	1 groove; Square cut key groove; Carton pack 32
32	Keeper	69-66	VK-138R Std Only	1 groove; Square cut key groove; Hardened
32	Keeper	69-66	VK-174 Std Only	4 groove
32	Keeper	69-66	VK-174R Std Only	4 groove; Hardened
32	Keeper, Bulk	69-66	VK-138B Std Only	1 groove; Square cut key groove; Carton of 1000
16	Spring Insert	69-66	259-103C Std Only	.015"; ID 1.030"; Carton of 100
16	Spring Insert	69-66	259-103B Std Only	.030"; ID 1.030"; Carton of 100
16	Spring Insert	69-66	259-103BRS Std Only	.030"; ID 1.030"; Carton of 500
16	Spring Insert	69-66	259-103A Std Only	.060"; ID 1.030"; Carton of 100
16	Spring Insert	69-66	259-103ARS Std Only	.060"; ID 1.030"; Carton of 500
QTY	RINGS	YEARS	PART NO.	DESCRIPTION
1	Premium Set	69-66	E-240K 20 20-30-40-60	2-5/64, 1-3/16; Premium Moly
1	Standard Set	69-66	E-240X Std-30-40-60	2-5/64, 1-3/16; Iron
QTY	SLEEVE	YEARS	PART NO.	DESCRIPTION
1	Repair Sleeve	69-66	SL-19M Std Only	3/32" wall, must be cut to correct length
QTY	ENGINE BEARINGS	YEARS	PART NO.	DESCRIPTION
1	Main Set	69-66	5037M Std-1-10-20-30	
1	Main Set	69-66	7450M 20 20	.10MM O/S length flange brg.
1	Rod Set	69-66	8-3310CPA Std-10-20-30-40	
8	Rod Pair	69-66	3310CPA Std-1-2-10-20-30-40-50-60	
1	Cam Set	69-66	1401M Std Only	

(continued on next page)

American Motors Car (Incl. AMC, Hudson, Nash, Rambler)

45 290 4.7L (4753cc) OHV V8 (16 Valve), 3.75" Bore (AMC Eng.), 2 Bbl. "VIN H" 1969-1966						
(cont.)						
BLOCK	QTY	OIL PUMP	YEARS	PART NO.	DESCRIPTION	
	1	Pump Repair Kit	69-66	224-51285		
	1	Screen Assy.	69-66	224-14161		
	QTY	GASKETS	YEARS	PART NO.	DESCRIPTION	
	1	Kit Gasket Set	69-66	260-1010	Int. manifold gskt. not incl.; Premium valve stem seals incl.	
	1	Valley Pan Gasket Set	69-66	260-4008		
	QTY	FREEZE PLUGS	YEARS	PART NO.	DESCRIPTION	
	1	Brass Block Plug Kit	69-66	381-8001		
	1	Brass Deep Cup Freeze Plug	69-66	381-9002	1.500" Diameter, 0.375" Height	
	1	Steel Deep Cup Freeze Plug	69-66	381-3084	2.141" Diameter	
RE-RING KIT				<i>PREMIUM</i>	<i>ECONOMY</i>	
YEARS	DESCRIPTION			<i>KIT NO.</i>	<i>KIT NO.</i>	
69-66	Int. manifold gskt. not incl.; Premium valve stem seals incl. Re-ring			205-617	205-117	

46 290 4.7L (4753cc) OHV V8 (16 Valve), 3.75" Bore (AMC Eng.), 2 Bbl. "VIN M" 1969-1968						
BLOCK	QTY	TIMING	YEARS	PART NO.	DESCRIPTION	
	1	3 Piece Set	69-68	KT3-349S	5/8" wide sprocket teeth; (1) 222-349; (1) 223-281; (1) 223-412	
	1	Timing Chain	69-68	222-349	5/8" wide; 62 Links	
	1	Crank Sprocket	69-68	223-281	Use w/5/8" wide chain; 23 Teeth	
	QTY	CAMSHAFT/LIFTER	YEARS	PART NO.	DESCRIPTION	
	1	Camshaft	69-68	CS-646	Hydraulic, (050) Duration at .050 Lobe Lift, 196 Exh., 196 Int., 110 Degrees Lobe Separation	
	1	Performance Cam	69-68	CS-1026R	Pro-2000 Perf. Cam; 0.472" Exh. Valve Lift, 0.448" Int. Valve Lift, Hydraulic, (050) Duration at .050 Lobe Lift, 214 Exh., 204 Int., 110 Degrees Lobe Separation	
	1	Prelube		55-403	Std Only 1.5 oz. packet	
	1	Prelube		55-400	Std Only 4 oz. bottle; 1.5 oz. packet No. 55-403 also avail.	
	16	Lifter	69-68	HT-2011	Std Only Hyd.; w/2 grooves	
16	Lifter	69-68	HT-2011R	Std Only Speed-Pro Hi-Revolution Hyd.		
16	Lifter, Bulk	69-68	HT-2011B	Std Only Hyd.; w/2 grooves; Carton of 117		
QTY	CAM KIT	YEARS	PART NO.	DESCRIPTION		
1	Cam/Lifter Kit	69-68	KC-646	Hyd.; (1) 55-403B; (1) CS-646; (16) HT-2011		
1	Cam/Lifter Kit	69-68	KC-1026R	Hyd.; Pro-2000 Perf. Cam; Duration at .050", 204 Int., 214 Exh.; Valve lift .448" Int., .472" Exh.; Lobe Separation 110 Degrees; (1) 55-403B; (1) CS-1026R; (16) HT-2011		
QTY	VALVE	YEARS	PART NO.	DESCRIPTION		
8	Exhaust	69-68	V-2023	Std Only VINTAGE; 4 groove; Chrome plated stem; 1.4060" Head Dia., 0.3720" Stem Dia., 4.8920" O.A.L.		
8	Intake	69-68	V-1981	Std Only VINTAGE; 4 groove; 1.7870" Head Dia., 0.3720" Stem Dia., 4.8990" O.A.L.		
QTY	VALVE GUIDE	YEARS	PART NO.	DESCRIPTION		
16	Guide	69-68	VG-5062	Std Only 0.3735" ID, 2.3800" O.A.L		
QTY	VALVE SPRING	YEARS	PART NO.	DESCRIPTION		
16	Spring	69-68	VS-703	Std Only 2.0560" Free Height		
16	Spring, Bulk	69-68	VS-703B	Std Only Carton of 250; 2.0560" Free Height		
QTY	VALVE SEAL	YEARS	PART NO.	DESCRIPTION		
16	Valve Stem Seal	69-68	ST-2002	Std Only Installation requires valve guide machining; (PLY) Polyacrylate		
16	Valve Stem Seal Bulk	69-68	ST-2002BC	Std Only Positive type; Installation requires valve guide machining; Carton of 100; (PLY) Polyacrylate		
QTY	VALVE SEAT	YEARS	PART NO.	DESCRIPTION		
8	Seat	69-68	245-1500-1	Std Only Loc. Exh.; 1.5045" OD, 1.2500" ID, 0.2160" Depth		
8	Seat	69-68	245-1500-1N	Std Only Loc. Exh.; Premium Material; 1.5045" OD, 1.2500" ID, 0.2160" Depth		
8	Seat	69-68	245-1875-1	Std Only Loc. Int.; 1.8810" OD, 1.6100" ID, 0.2485" Depth		
8	Seat	69-68	245-1875-1N	Std Only Loc. Int.; Premium Material; 1.8810" OD, 1.6100" ID, 0.2485" Depth		
QTY	VALVE, MISC	YEARS	PART NO.	DESCRIPTION		
32	Keeper	69-68	VK-138A	Std Only 1 groove; Square cut key groove; Carton pack 24		
32	Keeper	69-68	VK-138	Std Only 1 groove; Square cut key groove; Carton pack 32		
32	Keeper	69-68	VK-138R	Std Only 1 groove; Square cut key groove; Hardened		
32	Keeper	69-68	VK-174	Std Only 4 groove		
32	Keeper	69-68	VK-174R	Std Only 4 groove; Hardened		
32	Keeper, Bulk	69-68	VK-138B	Std Only 1 groove; Square cut key groove; Carton of 1000		
16	Spring Insert	69-68	259-103C	Std Only .015"; ID 1.030"; Carton of 100		
16	Spring Insert	69-68	259-103B	Std Only .030"; ID 1.030"; Carton of 100		
16	Spring Insert	69-68	259-103BRS	Std Only .030"; ID 1.030"; Carton of 500		

(continued on next page)

American Motors Car (Incl. AMC, Hudson, Nash, Rambler)

290 4.7L (4753cc) OHV V8 (16 Valve), 3.75" Bore (AMC Eng.), 2 Bbl. "VIN M" 1969-1968 46
(cont.)

	QTY	VALVE, MISC (cont.)	YEARS	PART NO.	DESCRIPTION
	16	Spring Insert	69-68	259-103A Std Only	.060"; ID 1.030"; Carton of 100
	16	Spring Insert	69-68	259-103ARS Std Only	.060"; ID 1.030"; Carton of 500
B L O C K	QTY	RINGS	YEARS	PART NO.	DESCRIPTION
	1	Premium Set	69-68	E-240K 20 20-30-40-60	2-5/64, 1-3/16; Premium Moly
	1	Standard Set	69-68	E-240X Std-30-40-60	2-5/64, 1-3/16; Iron
	QTY	SLEEVE	YEARS	PART NO.	DESCRIPTION
	1	Repair Sleeve	69-68	SL-19M Std Only	3/32" wall, must be cut to correct length
	QTY	ENGINE BEARINGS	YEARS	PART NO.	DESCRIPTION
	1	Main Set	69-68	5037M Std-1-10-20-30	
	1	Main Set	69-68	7450M 20 20	.10MM O/S length flange brg.
	1	Rod Set	69-68	8-3310CPA Std-10-20-30-40	
	8	Rod Pair	69-68	3310CPA Std-1-2-10-20-30-40-50-60	
1	Cam Set	69-68	1401M Std Only		
QTY	OIL PUMP	YEARS	PART NO.	DESCRIPTION	
1	Pump Repair Kit	69-68	224-51285		
1	Screen Assy.	69-68	224-14161		
QTY	GASKETS	YEARS	PART NO.	DESCRIPTION	
1	Kit Gasket Set	69-68	260-1010	Int. manifold gskt. not incl.; Premium valve stem seals incl.	
1	Valley Pan Gasket Set	69-68	260-4008		
QTY	FREEZE PLUGS	YEARS	PART NO.	DESCRIPTION	
1	Brass Block Plug Kit	69-68	381-8001		
1	Brass Deep Cup Freeze Plug	69-68	381-9002	1.500" Diameter, 0.375" Height	
1	Steel Deep Cup Freeze Plug	69-68	381-3084	2.141" Diameter	
RE-RING KIT					
	YEARS	DESCRIPTION			PREMIUM KIT NO.
	69-68	Int. manifold gskt. not incl.; Premium valve stem seals incl.	Re-ring		205-617
					ECONOMY KIT NO.
					205-117

290 4.7L (4753cc) OHV V8 (16 Valve), 3.75" Bore (AMC Eng.), 4 Bbl. "VIN N" 1969-1966 47

	QTY	TIMING	YEARS	PART NO.	DESCRIPTION
	1	3 Piece Set	69-66	KT3-349S	5/8" wide sprocket teeth; (1) 222-349; (1) 223-281; (1) 223-412
	1	Timing Chain	69-66	222-349	5/8" wide; 62 Links
	1	Crank Sprocket	69-66	223-281	Use w/5/8" wide chain; 23 Teeth
V A L V E T R A I N	QTY	CAMSHAFT/LIFTER	YEARS	PART NO.	DESCRIPTION
	1	Camshaft	69-66	CS-646	Hydraulic, (050) Duration at .050 Lobe Lift, 196 Exh., 196 Int., 110 Degrees Lobe Separation
	1	Performance Cam	69-66	CS-1026R	Pro-2000 Perf. Cam; 0.472" Exh. Valve Lift, 0.448" Int. Valve Lift, Hydraulic, (050) Duration at .050 Lobe Lift, 214 Exh., 204 Int., 110 Degrees Lobe Separation
	1	Prelube		55-403 Std Only	1.5 oz. packet
	1	Prelube		55-400 Std Only	4 oz. bottle; 1.5 oz. packet No. 55-403 also avail.
	16	Lifter	69-66	HT-2011 Std Only	Hyd.; w/2 grooves
	16	Lifter	69-66	HT-2011R Std Only	Speed-Pro Hi-Revolution Hyd.
	16	Lifter, Bulk	69-66	HT-2011B Std Only	Hyd.; w/2 grooves; Carton of 117
	QTY	CAM KIT	YEARS	PART NO.	DESCRIPTION
	1	Cam/Lifter Kit	69-66	KC-646	Hyd.; (1) 55-403B; (1) CS-646; (16) HT-2011
1	Cam/Lifter Kit	69-66	KC-1026R	Hyd.; Pro-2000 Perf. Cam; Duration at .050", 204 Int., 214 Exh.; Valve lift .448" Int., .472" Exh.; Lobe Separation 110 Degrees; (1) 55-403B; (1) CS-1026R; (16) HT-2011	
QTY	VALVE	YEARS	PART NO.	DESCRIPTION	
8	Exhaust	69-66	V-2023 Std Only	VINTAGE; 4 groove; Chrome plated stem; 1.4060" Head Dia., 0.3720" Stem Dia., 4.8920" O.A.L.	
8	Intake	69-66	V-1981 Std Only	VINTAGE; 4 groove; 1.7870" Head Dia., 0.3720" Stem Dia., 4.8990" O.A.L.	
QTY	VALVE GUIDE	YEARS	PART NO.	DESCRIPTION	
16	Guide	69-66	VG-5062 Std Only	0.3735" ID, 2.3800" O.A.L	
QTY	VALVE SPRING	YEARS	PART NO.	DESCRIPTION	
16	Spring	69-66	VS-703 Std Only	2.0560" Free Height	
16	Spring, Bulk	69-66	VS-703B Std Only	Carton of 250; 2.0560" Free Height	
QTY	VALVE SEAL	YEARS	PART NO.	DESCRIPTION	
16	Valve Stem Seal	69-66	ST-2002 Std Only	Installation requires valve guide machining; (PLY) Polyacrylate	
16	Valve Stem Seal Bulk	69-66	ST-2002BC Std Only	Positive type; Installation requires valve guide machining; Carton of 100; (PLY) Polyacrylate	

(continued on next page)

American Motors Car (Incl. AMC, Hudson, Nash, Rambler)

47 290 4.7L (4753cc) OHV V8 (16 Valve), 3.75" Bore (AMC Eng.), 4 Bbl. "VIN N" 1969-1966

(cont.)

VALVE TRAIN	QTY	VALVE SEAT	YEARS	PART NO.	DESCRIPTION	VALVE TRAIN
	8	Seat	69-66	245-1500-1 Std Only	Loc. Exh.; 1.5045" OD, 1.2500" ID, 0.2160" Depth	
	8	Seat	69-66	245-1500-1N Std Only	Loc. Exh.; Premium Material; 1.5045" OD, 1.2500" ID, 0.2160" Depth	
	8	Seat	69-66	245-1875-1 Std Only	Loc. Int.; 1.8810" OD, 1.6100" ID, 0.2485" Depth	
	8	Seat	69-66	245-1875-1N Std Only	Loc. Int.; Premium Material; 1.8810" OD, 1.6100" ID, 0.2485" Depth	
VALVE TRAIN	QTY	VALVE, MISC	YEARS	PART NO.	DESCRIPTION	VALVE TRAIN
	32	Keeper	69-66	VK-138A Std Only	1 groove; Square cut key groove; Carton pack 24	
	32	Keeper	69-66	VK-138 Std Only	1 groove; Square cut key groove; Carton pack 32	
	32	Keeper	69-66	VK-138R Std Only	1 groove; Square cut key groove; Hardened	
	32	Keeper	69-66	VK-174 Std Only	4 groove	
	32	Keeper	69-66	VK-174R Std Only	4 groove; Hardened	
	32	Keeper, Bulk	69-66	VK-138B Std Only	1 groove; Square cut key groove; Carton of 1000	
	16	Spring Insert	69-66	259-103C Std Only	.015"; ID 1.030"; Carton of 100	
	16	Spring Insert	69-66	259-103B Std Only	.030"; ID 1.030"; Carton of 100	
	16	Spring Insert	69-66	259-103BRS Std Only	.030"; ID 1.030"; Carton of 500	
	16	Spring Insert	69-66	259-103A Std Only	.060"; ID 1.030"; Carton of 100	
	16	Spring Insert	69-66	259-103ARS Std Only	.060"; ID 1.030"; Carton of 500	
BLOCK	QTY	RINGS	YEARS	PART NO.	DESCRIPTION	BLOCK
	1	Premium Set	69-66	E-240K 20 20-30-40-60	2-5/64, 1-3/16; Premium Moly	
	1	Standard Set	69-66	E-240X Std-30-40-60	2-5/64, 1-3/16; Iron	
BLOCK	QTY	SLEEVE	YEARS	PART NO.	DESCRIPTION	BLOCK
	1	Repair Sleeve	69-66	SL-19M Std Only	3/32" wall, must be cut to correct length	
BLOCK	QTY	ENGINE BEARINGS	YEARS	PART NO.	DESCRIPTION	BLOCK
	1	Main Set	69-66	5037M Std-1-10-20-30		
	1	Main Set	69-66	7450M 20	.10MM O/S length flange brg.	
	1	Rod Set	69-66	8-3310CPA Std-10-20-30-40		
	8	Rod Pair	69-66	3310CPA Std-1-2-10-20-30-40-50-60		
	1	Cam Set	69-66	1401M Std Only		
BLOCK	QTY	OIL PUMP	YEARS	PART NO.	DESCRIPTION	BLOCK
	1	Pump Repair Kit	69-66	224-51285		
	1	Screen Assy.	69-66	224-14161		
BLOCK	QTY	GASKETS	YEARS	PART NO.	DESCRIPTION	BLOCK
	1	Kit Gasket Set	69-66	260-1010	Int. manifold gskt. not incl.; Premium valve stem seals incl.	
	1	Valley Pan Gasket Set	69-66	260-4008		
BLOCK	QTY	FREEZE PLUGS	YEARS	PART NO.	DESCRIPTION	BLOCK
	1	Brass Block Plug Kit	69-66	381-8001		
	1	Brass Deep Cup Freeze Plug	69-66	381-9002	1.500" Diameter, 0.375" Height	
	1	Steel Deep Cup Freeze Plug	69-66	381-3084	2.141" Diameter	
RE-RING KIT					PREMIUM	ECONOMY
	YEARS	DESCRIPTION			KIT NO.	KIT NO.
	69-66	Int. manifold gskt. not incl.; Premium valve stem seals incl.	Re-ring		205-617	205-117

48 290 4.7L (4753cc) OHV V8 (16 Valve), 3.75" Bore (AMC Eng.), 2 Bbl. "VIN U" 1967

VALVE TRAIN	QTY	TIMING	YEARS	PART NO.	DESCRIPTION	VALVE TRAIN
	1	3 Piece Set	67	KT3-349S	5/8" wide sprocket teeth; (1) 222-349; (1) 223-281; (1) 223-412	
	1	Timing Chain	67	222-349	5/8" wide; 62 Links	
	1	Crank Sprocket	67	223-281	Use w/5/8" wide chain; 23 Teeth	
VALVE TRAIN	QTY	CAMSHAFT/LIFTER	YEARS	PART NO.	DESCRIPTION	VALVE TRAIN
	1	Camshaft	67	CS-646	Hydraulic, (050) Duration at .050 Lobe Lift, 196 Exh., 196 Int., 110 Degrees Lobe Separation	
	1	Performance Cam	67	CS-1026R	Pro-2000 Perf. Cam; 0.472" Exh. Valve Lift, 0.448" Int. Valve Lift, Hydraulic, (050) Duration at .050 Lobe Lift, 214 Exh., 204 Int., 110 Degrees Lobe Separation	
	1	Prelube		55-403 Std Only	1.5 oz. packet	
	1	Prelube		55-400 Std Only	4 oz. bottle; 1.5 oz. packet No. 55-403 also avail.	
	16	Lifter	67	HT-2011 Std Only	Hyd.; w/2 grooves	
	16	Lifter	67	HT-2011R Std Only	Speed-Pro Hi-Revolution Hyd.	
	16	Lifter, Bulk	67	HT-2011B Std Only	Hyd.; w/2 grooves; Carton of 117	
VALVE TRAIN	QTY	CAM KIT	YEARS	PART NO.	DESCRIPTION	VALVE TRAIN
	1	Cam/Lifter Kit	67	KC-646	Hyd.; (1) 55-403B; (1) CS-646; (16) HT-2011	
	1	Cam/Lifter Kit	67	KC-1026R	Hyd.; Pro-2000 Perf. Cam; Duration at .050", 204 Int., 214 Exh.; Valve lift .448" Int., .472" Exh.; Lobe Separation 110 Degrees; (1) 55-403B; (1) CS-1026R; (16) HT-2011	

(continued on next page)

American Motors Car (Incl. AMC, Hudson, Nash, Rambler)

290 4.7L (4753cc) OHV V8 (16 Valve), 3.75" Bore (AMC Eng.), 2 Bbl. "VIN U" 1967 48
(cont.)

	QTY	VALVE	YEARS	PART NO.	DESCRIPTION
VALVE TRAIN	8	Exhaust	67	V-2023 Std Only	VINTAGE; 4 groove; Chrome plated stem; 1.4060" Head Dia., 0.3720" Stem Dia., 4.8920" O.A.L.
	8	Intake	67	V-1981 Std Only	VINTAGE; 4 groove; 1.7870" Head Dia., 0.3720" Stem Dia., 4.8990" O.A.L.
	16	VALVE GUIDE Guide	67	VG-5062 Std Only	0.3735" ID, 2.3800" O.A.L
	16	VALVE SPRING Spring	67	VS-703 Std Only	2.0560" Free Height
	16	Spring, Bulk	67	VS-703B Std Only	Carton of 250; 2.0560" Free Height
	16	VALVE SEAL Valve Stem Seal	67	ST-2002 Std Only	Installation requires valve guide machining; (PLY) Polyacrylate
	16	Valve Stem Seal Bulk	67	ST-2002BC Std Only	Positive type; Installation requires valve guide machining; Carton of 100; (PLY) Polyacrylate
	8	VALVE SEAT Seat	67	245-1500-1 Std Only	Loc. Exh.; 1.5045" OD, 1.2500" ID, 0.2160" Depth
	8	Seat	67	245-1500-1N Std Only	Loc. Exh.; Premium Material; 1.5045" OD, 1.2500" ID, 0.2160" Depth
	8	Seat	67	245-1875-1 Std Only	Loc. Int.; 1.8810" OD, 1.6100" ID, 0.2485" Depth
	8	Seat	67	245-1875-1N Std Only	Loc. Int.; Premium Material; 1.8810" OD, 1.6100" ID, 0.2485" Depth
	32	VALVE, MISC Keeper	67	VK-138A Std Only	1 groove; Square cut key groove; Carton pack 24
	32	Keeper	67	VK-138 Std Only	1 groove; Square cut key groove; Carton pack 32
	32	Keeper	67	VK-138R Std Only	1 groove; Square cut key groove; Hardened
	32	Keeper	67	VK-174 Std Only	4 groove
	32	Keeper	67	VK-174R Std Only	4 groove; Hardened
32	Keeper, Bulk	67	VK-138B Std Only	1 groove; Square cut key groove; Carton of 1000	
16	Spring Insert	67	259-103C Std Only	.015"; ID 1.030"; Carton of 100	
16	Spring Insert	67	259-103B Std Only	.030"; ID 1.030"; Carton of 100	
16	Spring Insert	67	259-103BRS Std Only	.030"; ID 1.030"; Carton of 500	
16	Spring Insert	67	259-103A Std Only	.060"; ID 1.030"; Carton of 100	
16	Spring Insert	67	259-103ARS Std Only	.060"; ID 1.030"; Carton of 500	
BLOCK	1	RINGS Premium Set	67	E-240K 20 20-30-40-60	2-5/64, 1-3/16; Premium Moly
	1	Standard Set	67	E-240X Std-30-40-60	2-5/64, 1-3/16; Iron
	1	SLEEVE Repair Sleeve	67	SL-19M Std Only	3/32" wall, must be cut to correct length
	1	ENGINE BEARINGS Main Set	67	5037M Std-1-10-20-30	.10MM O/S length flange brg.
	1	Main Set	67	7450M 20 20	
	1	Rod Set	67	8-3310CPA Std-10-20-30-40	
	8	Rod Pair	67	3310CPA Std-1-2-10-20-30-40-50-60	
	1	Cam Set	67	1401M Std Only	
	1	OIL PUMP Pump Repair Kit	67	224-51285	DESCRIPTION
	1	Screen Assy.	67	224-14161	
	1	GASKETS Kit Gasket Set	67	260-1010	DESCRIPTION
	1	Valley Pan Gasket Set	67	260-4008	
1	FREEZE PLUGS Brass Block Plug Kit	67	381-8001	DESCRIPTION	
1	Brass Deep Cup Freeze Plug	67	381-9002		
1	Steel Deep Cup Freeze Plug	67	381-3084		
RE-RING KIT				PREMIUM	ECONOMY
67	YEARS	DESCRIPTION	Int. manifold gskt. not incl.; Premium valve stem seals incl.	KIT NO. 205-617	KIT NO. 205-117

304 5.0L (4982cc) OHV V8 (16 Valve), 3.75" Bore (AMC Eng.), 2 Bbl. "VIN H" 1979-1970 49

	QTY	TIMING	YEARS	PART NO.	DESCRIPTION
	1	3 Piece Set	79-70	KT3-369S	1/2" wide timing sprocket teeth; Can be used as complete set to replace earlier 5/8" wide timing drives; (1) 222-369; (1) 223-512; (1) 223-515
	1	3 Piece Set	79-70	KT3-349S	5/8" wide sprocket teeth; (1) 222-349; (1) 223-281; (1) 223-412

(continued on next page)

American Motors Car (Incl. AMC, Hudson, Nash, Rambler)

49 304 5.0L (4982cc) OHV V8 (16 Valve), 3.75" Bore (AMC Eng.), 2 Bbl. "VIN H" 1979-1970
(cont.)

QTY	TIMING (cont.)	YEARS	PART NO.	DESCRIPTION
1	Timing Chain	79-70	222-349	5/8" wide; 62 Links
1	Crank Sprocket	79-70	223-281	Use w/5/8" wide chain; 23 Teeth
QTY	CAMSHAFT/LIFTER	YEARS	PART NO.	DESCRIPTION
1	Camshaft	79-70	CS-646	Hydraulic, (050) Duration at .050 Lobe Lift, 196 Exh., 196 Int., 110 Degrees Lobe Separation
1	Performance Cam	79-70	CS-1026R	Pro-2000 Perf. Cam; 0.472" Exh. Valve Lift, 0.448" Int. Valve Lift, Hydraulic, (050) Duration at .050 Lobe Lift, 214 Exh., 204 Int., 110 Degrees Lobe Separation
1	Prelube		55-403 Std Only	1.5 oz. packet
1	Prelube		55-400 Std Only	4 oz. bottle; 1.5 oz. packet No. 55-403 also avail.
16	Lifter	79-70	HT-2011 Std Only	Hyd.; w/2 grooves
16	Lifter	79-70	HT-2011R Std Only	Speed-Pro Hi-Revolution Hyd.
16	Lifter, Bulk	79-70	HT-2011B Std Only	Hyd.; w/2 grooves; Carton of 117
QTY	CAM KIT	YEARS	PART NO.	DESCRIPTION
1	Cam/Lifter Kit	79-70	KC-646	Hyd.; (1) 55-403B; (1) CS-646; (16) HT-2011
1	Cam/Lifter Kit	79-70	KC-1026R	Hyd.; Pro-2000 Perf. Cam; Duration at .050", 204 Int., 214 Exh.; Valve lift .448" Int., .472" Exh.; Lobe Separation 110 Degrees; (1) 55-403B; (1) CS-1026R; (16) HT-2011
1	Cam/Lifter/Timing Kit	78-70	KCT-646A	Hyd.; Incl. timing set w/1/2" wide teeth; Can be used as complete set to replace earlier 5/8" wide timing drives; (1) 55-403B; (1) CS-646; (16) HT-2011; (1) KT3-369S
QTY	PUSH ROD	YEARS	PART NO.	DESCRIPTION
16	Push Rod	79-70	RP-3093 Std Only	7.7940" O.A.L.
16	Push Rod	79-70	RP-3212R Std-100-150-200	Chrome-Moly; 7.7900" O.A.L.
16	Push Rod, Bulk	79-70	BRP-3093 Std Only	Carton of 100; 7.7940" O.A.L.
16	Push Rod, Bulk	79-70	BRP-3212R Std-100	Chrome-Moly; Carton of 100; 7.7900" O.A.L.
QTY	ROCKER PARTS	YEARS	PART NO.	DESCRIPTION
8	Arm Assy.	79-73	R-875 Std Only	Incl. 2-arms, 2-pivots & 1-bridge
8	Arm Assy., Bulk	79-73	R-875B Std Only	Incl. 2-arms, 2-pivots & 1-bridge; Carton of 32
8	Arm	79-73	R-875A Std Only	
8	Bridge	79-73	MR-1840 Std Only	
8	Pivot	79-73	MR-1839 Std Only	Pivot only
QTY	VALVE	YEARS	PART NO.	DESCRIPTION
8	Exhaust	79-70	V-2023 Std Only	VINTAGE; 4 groove; Chrome plated stem; 1.4060" Head Dia., 0.3720" Stem Dia., 4.8920" O.A.L.
8	Intake	79-70	V-1981 Std Only	VINTAGE; 4 groove; 1.7870" Head Dia., 0.3720" Stem Dia., 4.8990" O.A.L.
QTY	VALVE GUIDE	YEARS	PART NO.	DESCRIPTION
16	Guide	79-70	VG-5062 Std Only	0.3735" ID, 2.3800" O.A.L.
QTY	VALVE SPRING	YEARS	PART NO.	DESCRIPTION
16	Spring	79-78	VS-743 Std Only	1.9900" Free Height
QTY	VALVE SEAL	YEARS	PART NO.	DESCRIPTION
16	Valve Stem Seal	79-70	ST-2002 Std Only	Installation requires valve guide machining; (PLY) Polyacrylate
16	Valve Stem Seal	71-70	MV-1771C Std Only	Umbrella type; (PLY) Polyacrylate
16	Valve Stem Seal Bulk	79-70	ST-2002BC Std Only	Positive type; Installation requires valve guide machining; Carton of 100; (PLY) Polyacrylate
16	Valve Stem Seal Bulk	71-70	MV-1771 Std Only	Umbrella type; Carton of 100; (PLY) Polyacrylate
QTY	VALVE SEAT	YEARS	PART NO.	DESCRIPTION
8	Seat	79-70	245-1500-1 Std Only	Loc. Exh.; 1.5045" OD, 1.2500" ID, 0.2160" Depth
8	Seat	79-70	245-1500-1N Std Only	Loc. Exh.; Premium Material; 1.5045" OD, 1.2500" ID, 0.2160" Depth
8	Seat	79-70	245-1875-1 Std Only	Loc. Int.; 1.8810" OD, 1.6100" ID, 0.2485" Depth
8	Seat	79-70	245-1875-1N Std Only	Loc. Int.; Premium Material; 1.8810" OD, 1.6100" ID, 0.2485" Depth
QTY	VALVE, MISC	YEARS	PART NO.	DESCRIPTION
32	Keeper	79-70	VK-174 Std Only	4 groove
32	Keeper	79-70	VK-174R Std Only	4 groove; Hardened
32	Keeper	72-70	VK-138A Std Only	1 groove; Square cut key groove; Carton pack 24
32	Keeper	72-70	VK-138 Std Only	1 groove; Square cut key groove; Carton pack 32
32	Keeper	72-70	VK-138R Std Only	1 groove; Square cut key groove; Hardened
32	Keeper, Bulk	72-70	VK-138B Std Only	1 groove; Square cut key groove; Carton of 1000
16	Spring Insert	79-70	259-102C Std Only	.015"; Carton of 100
16	Spring Insert	79-70	259-102B Std Only	.030"; Carton of 100
16	Spring Insert	79-70	259-102A Std Only	.060"; Carton of 100
16	Spring Insert	79-70	259-502A Std Only	.060"; Carton of 50; O/S O.D. 1.542"
QTY	PISTON	YEARS	PART NO.	DESCRIPTION
8	Cast Piston	79-70	1079NP 30 30-40-60	Cast

VALVE TRAIN

VALVE TRAIN

(continued on next page)

American Motors Car (Incl. AMC, Hudson, Nash, Rambler)

304 5.0L (4982cc) OHV V8 (16 Valve), 3.75" Bore (AMC Eng.), 2 Bbl. "VIN H" 1979-1970 49
(cont.)

	QTY	PISTON (cont.)	YEARS	PART NO.	DESCRIPTION	
BLOCK	8	Cast Piston - Individual	79-70	W1079NP 30 30-40	Cast	
	8	Cast Piston - Individual	79-70	W1079P 30 30-40-60	Cast; .931" Pin Dia.; 2 Rings 5/64 Groove, 1 Ring 3/16 Groove, 1.581 CD, Recessed Head .130 deep x 3.320 dia. - 8.4:1 C.R.	
	1	Premium Set	79-70	E-240K 20 20-30-40-60	2-5/64, 1-3/16; Premium Moly	
	1	Standard Set	79-70	E-240X Std-30-40-60	2-5/64, 1-3/16; Iron	
	1	Repair Sleeve	79-70	SL-19M Std Only	3/32" wall, must be cut to correct length	
	1	Main Set	79-70	5037M Std-1-10-20-30		
	1	Main Set	79-70	7450M 20 20	.10MM O/S length flange brg.	
	1	Rod Set	79-70	8-3310CPA Std-10-20-30-40		
	8	Rod Pair	79-70	3310CPA Std-1-2-10-20-30-40-50-60		
	1	Cam Set	79-70	1401M Std Only		
BLOCK	1	Pump Repair Kit	79-70	224-51285		
	1	Screen Assy.	79	224-14161	Exc. American Motors Pacer DL, Limited	
	1	Screen Assy.	78	224-14161	Exc. American Motors Pacer Base	
	1	Screen Assy.	77-73	224-14161		
	1	Kit Gasket Set	79-70	260-1010	Int. manifold gskt. not incl.; Premium valve stem seals incl.	
	1	Valley Pan Gasket Set	79-70	260-4008		
	1	Brass Block Plug Kit	79-70	381-8001		
	1	Brass Deep Cup Freeze Plug	79-70	381-9002	1.500" Diameter, 0.375" Height	
	1	Steel Deep Cup Freeze Plug	79-70	381-3084	2.141" Diameter	
			RE-RING KIT			
KITS		YEARS DESCRIPTION				PREMIUM KIT NO.
		79-70 Int. manifold gskt. not incl.; Premium valve stem seals incl.	Re-ring			205-617
		OVERHAUL KIT				
	YEARS DESCRIPTION					PREMIUM KIT NO.
	79-70 Int. manifold gskt. not incl.; Premium valve stem seals incl.; Incl. timing set w/1/2" wide teeth; Can be used as complete set to replace earlier 5/8" wide timing drives	Master w/o Pistons				MK-617A

304 5.0L (4982cc) OHV V8 (16 Valve), 3.75" Bore (AMC Eng.), 2 Bbl. "VIN I" 1971-1970 50

	QTY	TIMING	YEARS	PART NO.	DESCRIPTION	
VALVE TRAIN	1	3 Piece Set	71-70	KT3-369S	1/2" wide timing sprocket teeth; Can be used as complete set to replace earlier 5/8" wide timing drives; (1) 222-369; (1) 223-512; (1) 223-515	
	1	3 Piece Set	71-70	KT3-349S	5/8" wide sprocket teeth; (1) 222-349; (1) 223-281; (1) 223-412	
	1	Timing Chain	71-70	222-349	5/8" wide; 62 Links	
	1	Crank Sprocket	71-70	223-281	Use w/5/8" wide chain; 23 Teeth	
	1	Camshaft	71-70	CS-646	Hydraulic, (050) Duration at .050 Lobe Lift, 196 Exh., 196 Int., 110 Degrees Lobe Separation	
	1	Performance Cam	71-70	CS-1026R	Pro-2000 Perf. Cam; 0.472" Exh. Valve Lift, 0.448" Int. Valve Lift, Hydraulic, (050) Duration at .050 Lobe Lift, 214 Exh., 204 Int., 110 Degrees Lobe Separation	
	1	Prelube		55-403 Std Only	1.5 oz. packet	
	1	Prelube		55-400 Std Only	4 oz. bottle; 1.5 oz. packet No. 55-403 also avail.	
	16	Lifter	71-70	HT-2011 Std Only	Hyd.; w/2 grooves	
	16	Lifter	71-70	HT-2011R Std Only	Speed-Pro Hi-Revolution Hyd.	
16	Lifter, Bulk	71-70	HT-2011B Std Only	Hyd.; w/2 grooves; Carton of 117		
VALVE TRAIN	1	Cam/Lifter Kit	71-70	KC-646	Hyd.; (1) 55-403B; (1) CS-646; (16) HT-2011	
	1	Cam/Lifter Kit	71-70	KC-1026R	Hyd.; Pro-2000 Perf. Cam; Duration at .050", 204 Int., 214 Exh.; Valve lift .448" Int., .472" Exh.; Lobe Separation 110 Degrees; (1) 55-403B; (1) CS-1026R; (16) HT-2011	
	1	Cam/Lifter/Timing Kit	71-70	KCT-646A	Hyd.; Incl. timing set w/1/2" wide teeth; Can be used as complete set to replace earlier 5/8" wide timing drives; (1) 55-403B; (1) CS-646; (16) HT-2011; (1) KT3-369S	
	16	Push Rod	71-70	RP-3093 Std Only	7.7940" O.A.L.	

(continued on next page)

American Motors Car (Incl. AMC, Hudson, Nash, Rambler)

50 304 5.0L (4982cc) OHV V8 (16 Valve), 3.75" Bore (AMC Eng.), 2 Bbl. "VIN I" 1971-1970
(cont.)

	QTY	PUSH ROD (cont.)	YEARS	PART NO.	DESCRIPTION	
VALVE TRAIN	16	Push Rod	71-70	RP-3212R Std-100-150-200	Chrome-Moly; 7.7900" O.A.L.	
	16	Push Rod, Bulk	71-70	BRP-3093 Std Only	Carton of 100; 7.7940" O.A.L.	
	16	Push Rod, Bulk	71-70	BRP-3212R Std-100	Chrome-Moly; Carton of 100; 7.7900" O.A.L.	
	8	Exhaust	71-70	V-2023 Std Only	VINTAGE; 4 groove; Chrome plated stem; 1.4060" Head Dia., 0.3720" Stem Dia., 4.8920" O.A.L.	
	8	Intake	71-70	V-1981 Std Only	VINTAGE; 4 groove; 1.7870" Head Dia., 0.3720" Stem Dia., 4.8990" O.A.L.	
	16	Guide	71-70	VG-5062 Std Only	0.3735" ID, 2.3800" O.A.L	
	16	Valve Stem Seal	71-70	ST-2002 Std Only	Installation requires valve guide machining; (PLY) Polyacrylate	
	16	Valve Stem Seal	71-70	MV-1771C Std Only	Umbrella type; (PLY) Polyacrylate	
	16	Valve Stem Seal Bulk	71-70	ST-2002BC Std Only	Positive type; Installation requires valve guide machining; Carton of 100; (PLY) Polyacrylate	
	16	Valve Stem Seal Bulk	71-70	MV-1771 Std Only	Umbrella type; Carton of 100; (PLY) Polyacrylate	
	8	Seat	71-70	245-1500-1 Std Only	Loc. Exh.; 1.5045" OD, 1.2500" ID, 0.2160" Depth	
	8	Seat	71-70	245-1500-1N Std Only	Loc. Exh.; Premium Material; 1.5045" OD, 1.2500" ID, 0.2160" Depth	
	8	Seat	71-70	245-1875-1 Std Only	Loc. Int.; 1.8810" OD, 1.6100" ID, 0.2485" Depth	
	8	Seat	71-70	245-1875-1N Std Only	Loc. Int.; Premium Material; 1.8810" OD, 1.6100" ID, 0.2485" Depth	
	BLOCK	32	Keeper	71-70	VK-138A Std Only	1 groove; Square cut key groove; Carton pack 24
		32	Keeper	71-70	VK-138 Std Only	1 groove; Square cut key groove; Carton pack 32
32		Keeper	71-70	VK-138R Std Only	1 groove; Square cut key groove; Hardened	
32		Keeper	71-70	VK-174 Std Only	4 groove	
32		Keeper	71-70	VK-174R Std Only	4 groove; Hardened	
32		Keeper, Bulk	71-70	VK-138B Std Only	1 groove; Square cut key groove; Carton of 1000	
16		Spring Insert	71-70	259-102C Std Only	.015"; Carton of 100	
16		Spring Insert	71-70	259-102B Std Only	.030"; Carton of 100	
16		Spring Insert	71-70	259-102A Std Only	.060"; Carton of 100	
16		Spring Insert	71-70	259-502A Std Only	.060"; Carton of 50; O/S O.D. 1.542"	
8		Cast Piston	71-70	1079NP 30 30-40-60	Cast	
8		Cast Piston - Individual	71-70	W1079NP 30 30-40	Cast	
8		Cast Piston - Individual	71-70	W1079P 30 30-40-60	Cast; .931" Pin Dia.; 2 Rings 5/64 Groove, 1 Ring 3/16 Groove, 1.581 CD, Recessed Head .130 deep x 3.320 dia. - 8.4:1 C.R.	
1		Premium Set	71-70	E-240K 20 20-30-40-60	2-5/64, 1-3/16; Premium Moly	
1		Standard Set	71-70	E-240X Std-30-40-60	2-5/64, 1-3/16; Iron	
1		Repair Sleeve	71-70	SL-19M Std Only	3/32" wall, must be cut to correct length	
1	Main Set	71-70	5037M Std-1-10-20-30			
1	Main Set	71-70	7450M 20 20	.10MM O/S length flange brg.		
1	Rod Set	71-70	8-3310CPA Std-10-20-30-40			
8	Rod Pair	71-70	3310CPA Std-1-2-10-20-30-40-50-60			
1	Cam Set	71-70	1401M Std Only			
1	Pump Repair Kit	71-70	224-51285			
1	Kit Gasket Set	71-70	260-1010	Int. manifold gskt. not incl.; Premium valve stem seals incl.		
1	Valley Pan Gasket Set	71-70	260-4008			
1	Brass Block Plug Kit	71-70	381-8001			
1	Brass Deep Cup Freeze Plug	71-70	381-9002	1.500" Diameter, 0.375" Height		
1	Steel Deep Cup Freeze Plug	71-70	381-3084	2.141" Diameter		
	RE-RING KIT					
	YEARS	DESCRIPTION		PREMIUM KIT NO.	ECONOMY KIT NO.	
	71-70	Int. manifold gskt. not incl.; Premium valve stem seals incl.	Re-ring	205-617	205-117	

(continued on next page)

American Motors Car (Incl. AMC, Hudson, Nash, Rambler)

304 5.0L (4982cc) OHV V8 (16 Valve), 3.75" Bore (AMC Eng.), 2 Bbl. "VIN I" 1971-1970 50
(cont.)

OVERHAUL KIT
YEARS DESCRIPTION

71-70 Int. manifold gskt. not incl.; Premium valve stem seals Master w/o Pistons
incl.; Incl. timing set w/1/2" wide teeth; Can be used as
complete set to replace earlier 5/8" wide timing drives

**PREMIUM
KIT NO.**
MK-617A

**ECONOMY
KIT NO.**
MK-117A

304 5.0L (4982cc) OHV V8 (16 Valve), 3.75" Bore (AMC Eng.), 2 Bbl. "VIN M" 1974-1971 51

QTY	TIMING	YEARS	PART NO.	DESCRIPTION
1	3 Piece Set	74-71	KT3-369S	1/2" wide timing sprocket teeth; Can be used as complete set to replace earlier 5/8" wide timing drives; (1) 222-369; (1) 223-512; (1) 223-515
1	3 Piece Set	74-71	KT3-349S	5/8" wide sprocket teeth; (1) 222-349; (1) 223-281; (1) 223-412
1	Timing Chain	74-71	222-349	5/8" wide; 62 Links
1	Crank Sprocket	74-71	223-281	Use w/5/8" wide chain; 23 Teeth
QTY	CAMSHAFT/LIFTER	YEARS	PART NO.	DESCRIPTION
1	Camshaft	74-71	CS-646	Hydraulic, (050) Duration at .050 Lobe Lift, 196 Exh., 196 Int., 110 Degrees Lobe Separation
1	Performance Cam	74-71	CS-1026R	Pro-2000 Perf. Cam; 0.472" Exh. Valve Lift, 0.448" Int. Valve Lift, Hydraulic, (050) Duration at .050 Lobe Lift, 214 Exh., 204 Int., 110 Degrees Lobe Separation
1	Prelube		55-403 Std Only	1.5 oz. packet
1	Prelube		55-400 Std Only	4 oz. bottle; 1.5 oz. packet No. 55-403 also avail.
16	Lifter	74-71	HT-2011 Std Only	Hyd.; w/2 grooves
16	Lifter	74-71	HT-2011R Std Only	Speed-Pro Hi-Revolution Hyd.
16	Lifter, Bulk	74-71	HT-2011B Std Only	Hyd.; w/2 grooves; Carton of 117
QTY	CAM KIT	YEARS	PART NO.	DESCRIPTION
1	Cam/Lifter Kit	74-71	KC-646	Hyd.; (1) 55-403B; (1) CS-646; (16) HT-2011
1	Cam/Lifter Kit	74-71	KC-1026R	Hyd.; Pro-2000 Perf. Cam; Duration at .050", 204 Int., 214 Exh.; Valve lift .448" Int., .472" Exh.; Lobe Separation 110 Degrees; (1) 55-403B; (1) CS-1026R; (16) HT-2011
1	Cam/Lifter/Timing Kit	74-71	KCT-646A	Hyd.; Incl. timing set w/1/2" wide teeth; Can be used as complete set to replace earlier 5/8" wide timing drives; (1) 55-403B; (1) CS-646; (16) HT-2011; (1) KT3-369S
QTY	PUSH ROD	YEARS	PART NO.	DESCRIPTION
16	Push Rod	74-71	RP-3093 Std Only	7.7940" O.A.L.
16	Push Rod	74-71	RP-3212R Std-100-150-200	Chrome-Moly; 7.7900" O.A.L.
16	Push Rod, Bulk	74-71	BRP-3093 Std Only	Carton of 100; 7.7940" O.A.L.
16	Push Rod, Bulk	74-71	BRP-3212R Std-100	Chrome-Moly; Carton of 100; 7.7900" O.A.L.
QTY	ROCKER PARTS	YEARS	PART NO.	DESCRIPTION
8	Arm Assy.	74-73	R-875 Std Only	Incl. 2-arms, 2-pivots & 1-bridge
8	Arm Assy., Bulk	74-73	R-875B Std Only	Incl. 2-arms, 2-pivots & 1-bridge; Carton of 32
8	Arm	74-73	R-875A Std Only	
8	Bridge	74-73	MR-1840 Std Only	
8	Pivot	74-73	MR-1839 Std Only	Pivot only
QTY	VALVE	YEARS	PART NO.	DESCRIPTION
8	Exhaust	74-71	V-2023 Std Only	VINTAGE; 4 groove; Chrome plated stem; 1.4060" Head Dia., 0.3720" Stem Dia., 4.8920" O.A.L.
8	Intake	74-71	V-1981 Std Only	VINTAGE; 4 groove; 1.7870" Head Dia., 0.3720" Stem Dia., 4.8990" O.A.L.
QTY	VALVE GUIDE	YEARS	PART NO.	DESCRIPTION
16	Guide	74-71	VG-5062 Std Only	0.3735" ID, 2.3800" O.A.L
QTY	VALVE SEAL	YEARS	PART NO.	DESCRIPTION
16	Valve Stem Seal	74-71	ST-2002 Std Only	Installation requires valve guide machining; (PLY) Polyacrylate
16	Valve Stem Seal	71	MV-1771C Std Only	Umbrella type; (PLY) Polyacrylate
16	Valve Stem Seal Bulk	74-71	ST-2002BC Std Only	Positive type; Installation requires valve guide machining; Carton of 100; (PLY) Polyacrylate
16	Valve Stem Seal Bulk	71	MV-1771 Std Only	Umbrella type; Carton of 100; (PLY) Polyacrylate
QTY	VALVE SEAT	YEARS	PART NO.	DESCRIPTION
8	Seat	74-71	245-1500-1 Std Only	Loc. Exh.; 1.5045" OD, 1.2500" ID, 0.2160" Depth
8	Seat	74-71	245-1500-1N Std Only	Loc. Exh.; Premium Material; 1.5045" OD, 1.2500" ID, 0.2160" Depth
8	Seat	74-71	245-1875-1 Std Only	Loc. Int.; 1.8810" OD, 1.6100" ID, 0.2485" Depth
8	Seat	74-71	245-1875-1N Std Only	Loc. Int.; Premium Material; 1.8810" OD, 1.6100" ID, 0.2485" Depth
QTY	VALVE, MISC	YEARS	PART NO.	DESCRIPTION
32	Keeper	74-71	VK-174 Std Only	4 groove
32	Keeper	74-71	VK-174R Std Only	4 groove; Hardened
32	Keeper	72-71	VK-138A Std Only	1 groove; Square cut key groove; Carton pack 24

VALVE TRAIN

VALVE TRAIN

(continued on next page)

American Motors Car (Incl. AMC, Hudson, Nash, Rambler)

51 304 5.0L (4982cc) OHV V8 (16 Valve), 3.75" Bore (AMC Eng.), 2 Bbl. "VIN M" 1974-1971							
(cont.)							
	QTY	VALVE, MISC (cont.)	YEARS	PART NO.	DESCRIPTION		
BLOCK	32	Keeper	72-71	VK-138 Std Only	1 groove; Square cut key groove; Carton pack 32		
	32	Keeper	72-71	VK-138R Std Only	1 groove; Square cut key groove; Hardened		
	32	Keeper, Bulk	72-71	VK-138B Std Only	1 groove; Square cut key groove; Carton of 1000		
	16	Spring Insert	74-71	259-102C Std Only	.015"; Carton of 100		
	16	Spring Insert	74-71	259-102B Std Only	.030"; Carton of 100		
	16	Spring Insert	74-71	259-102A Std Only	.060"; Carton of 100		
	16	Spring Insert	74-71	259-502A Std Only	.060"; Carton of 50; O/S O.D. 1.542"		
		QTY	PISTON	YEARS	PART NO.	DESCRIPTION	
		8	Cast Piston	74-71	1079NP 30 30-40-60	Cast	
		8	Cast Piston - Individual	74-71	W1079NP 30 30-40	Cast	
		8	Cast Piston - Individual	74-71	W1079P 30 30-40-60	Cast; .931" Pin Dia.; 2 Rings 5/64 Groove, 1 Ring 3/16 Groove, 1.581 CD, Recessed Head .130 deep x 3.320 dia. - 8.4:1 C.R.	
		QTY	RINGS	YEARS	PART NO.	DESCRIPTION	
		1	Premium Set	74-71	E-240K 20 20-30-40-60	2-5/64, 1-3/16; Premium Moly	
		1	Standard Set	74-71	E-240X Std-30-40-60	2-5/64, 1-3/16; Iron	
		QTY	SLEEVE	YEARS	PART NO.	DESCRIPTION	
		1	Repair Sleeve	74-71	SL-19M Std Only	3/32" wall, must be cut to correct length	
		QTY	ENGINE BEARINGS	YEARS	PART NO.	DESCRIPTION	
		1	Main Set	74-71	5037M Std-1-10-20-30		
	1	Main Set	74-71	7450M 20 20	.10MM O/S length flange brg.		
	1	Rod Set	74-71	8-3310CPA Std-10-20-30-40			
	8	Rod Pair	74-71	3310CPA Std-1-2-10-20-30-40-50-60			
	1	Cam Set	74-71	1401M Std Only			
	QTY	OIL PUMP	YEARS	PART NO.	DESCRIPTION		
	1	Pump Repair Kit	74-71	224-51285			
	1	Screen Assy.	74-73	224-14161			
	QTY	GASKETS	YEARS	PART NO.	DESCRIPTION		
	1	Kit Gasket Set	74-71	260-1010	Int. manifold gskt. not incl.; Premium valve stem seals incl.		
	1	Valley Pan Gasket Set	74-71	260-4008			
	QTY	FREEZE PLUGS	YEARS	PART NO.	DESCRIPTION		
	1	Brass Block Plug Kit	74-71	381-8001			
	1	Brass Deep Cup Freeze Plug	74-71	381-9002	1.500" Diameter, 0.375" Height		
	1	Steel Deep Cup Freeze Plug	74-71	381-3084	2.141" Diameter		
KITS	RE-RING KIT				PREMIUM	ECONOMY	
	YEARS	DESCRIPTION			KIT NO.	KIT NO.	
	74-71	Int. manifold gskt. not incl.; Premium valve stem seals incl.	Re-ring		205-617	205-117	
	OVERHAUL KIT				PREMIUM	ECONOMY	
YEARS	DESCRIPTION			KIT NO.	KIT NO.		
74-71	Int. manifold gskt. not incl.; Premium valve stem seals incl.; Incl. timing set w/1/2" wide teeth; Can be used as complete set to replace earlier 5/8" wide timing drives	Master w/o Pistons		MK-617A	MK-117A		

52 327 5.4L (5360cc) OHV V8 Vigilante (16 Valve), 4" Bore (AMC Eng.), 2 Bbl. "VIN J" 1966

	QTY	TIMING	YEARS	PART NO.	DESCRIPTION		
VALVE TRAIN	1	Timing Chain	66	222-349	5/8" wide; 62 Links		
	1	Crank Sprocket	66	223-281	Use w/5/8" wide chain; 23 Teeth		
		QTY	CAMSHAFT/LIFTER	YEARS	PART NO.	DESCRIPTION	
		16	Lifter	66	HT-2011 Std Only	Hyd.; w/2 grooves	
		16	Lifter	66	HT-2011R Std Only	Speed-Pro Hi-Revolution Hyd.	
		16	Lifter, Bulk	66	HT-2011B Std Only	Hyd.; w/2 grooves; Carton of 117	
		QTY	PUSH ROD	YEARS	PART NO.	DESCRIPTION	
		16	Push Rod	66	RP-3083 Std Only	VINTAGE; 8.6870" O.A.L.	
		QTY	VALVE	YEARS	PART NO.	DESCRIPTION	
		8	Exhaust	66	V-2023 Std Only	VINTAGE; 4 groove; Chrome plated stem; 1.4060" Head Dia., 0.3720" Stem Dia., 4.8920" O.A.L.	
		8	Intake	66	V-1981 Std Only	VINTAGE; 4 groove; 1.7870" Head Dia., 0.3720" Stem Dia., 4.8990" O.A.L.	
		QTY	VALVE SPRING	YEARS	PART NO.	DESCRIPTION	
	16	Spring	66	VS-666 Std Only	VINTAGE; w/damper; 2.2600" Free Height		
	QTY	VALVE SEAL	YEARS	PART NO.	DESCRIPTION		
	16	Valve Stem Seal	66	ST-2011 Std Only	VINTAGE; Positive type; (RBBTF) Rubber/PTFE		
	16	Valve Stem Seal Bulk	66	ST-2011BC Std Only	Positive type; Carton of 100; (RBBTF) Rubber/PTFE		

(continued on next page)

American Motors Car (Incl. AMC, Hudson, Nash, Rambler)

327 5.4L (5360cc) OHV V8 Vigilante (16 Valve), 4" Bore (AMC Eng.), 2 Bbl. "VIN J" 1966 52
(cont.)

QTY	VALVE SEAT	YEARS	PART NO.	DESCRIPTION
8	Seat	66	245-1500-1 Std Only	Loc. Exh.; 1.5045" OD, 1.2500" ID, 0.2160" Depth
8	Seat	66	245-1500-1N Std Only	Loc. Exh.; Premium Material; 1.5045" OD, 1.2500" ID, 0.2160" Depth
8	Seat	66	245-1875-1 Std Only	Loc. Int.; 1.8810" OD, 1.6100" ID, 0.2485" Depth
8	Seat	66	245-1875-1N Std Only	Loc. Int.; Premium Material; 1.8810" OD, 1.6100" ID, 0.2485" Depth
QTY	VALVE, MISC	YEARS	PART NO.	DESCRIPTION
32	Keeper	66	VK-174 Std Only	4 groove
32	Keeper	66	VK-174R Std Only	4 groove; Hardened
QTY	RINGS	YEARS	PART NO.	DESCRIPTION
1	Premium Set	66	E-251KC Std-20-30-40-60	2-5/64, 1-3/16; Premium Chrome
1	Premium Set	66	E-251K Std-10-20-30-40-60	2-5/64, 1-3/16; Premium Moly
1	Standard Set	66	E-251X Std-10-20-30-40-60-80	2-5/64, 1-3/16; Iron
8	Premium Single Cylinder Set	66	WE-251K Std-30-40-60	2-5/64, 1-3/16; Premium Moly
8	Standard Single Cylinder Set	66	WE-251X Std-30-40-60	2-5/64, 1-3/16; Iron
QTY	SLEEVE	YEARS	PART NO.	DESCRIPTION
8	Repair Sleeve	66	SL-22Y Std Only	1/8" wall, must be cut to correct length; O.A.L. 10.250"
8	Repair Sleeve	66	SL-22M Std Only	3/32" wall, must be cut to correct length; O.A.L. 10.250"
QTY	ENGINE BEARINGS	YEARS	PART NO.	DESCRIPTION
1	Main Set	66	4010M Std-10	VINTAGE
8	Rod Pair	66	2230CP Std-10-20	VINTAGE

327 5.4L (5360cc) OHV V8 Vigilante (16 Valve), 4" Bore (AMC Eng.), 4 Bbl. "VIN K" 1966 53

QTY	TIMING	YEARS	PART NO.	DESCRIPTION
1	Timing Chain	66	222-349	5/8" wide; 62 Links
1	Crank Sprocket	66	223-281	Use w/5/8" wide chain; 23 Teeth
QTY	CAMSHAFT/LIFTER	YEARS	PART NO.	DESCRIPTION
16	Lifter	66	HT-2011 Std Only	Hyd.; w/2 grooves
16	Lifter	66	HT-2011R Std Only	Speed-Pro Hi-Revolution Hyd.
16	Lifter, Bulk	66	HT-2011B Std Only	Hyd.; w/2 grooves; Carton of 117
QTY	PUSH ROD	YEARS	PART NO.	DESCRIPTION
16	Push Rod	66	RP-3083 Std Only	VINTAGE; 8.6870" O.A.L.
QTY	VALVE	YEARS	PART NO.	DESCRIPTION
8	Exhaust	66	V-2023 Std Only	VINTAGE; 4 groove; Chrome plated stem; 1.4060" Head Dia., 0.3720" Stem Dia., 4.8920" O.A.L.
8	Intake	66	V-1981 Std Only	VINTAGE; 4 groove; 1.7870" Head Dia., 0.3720" Stem Dia., 4.8990" O.A.L.
QTY	VALVE SPRING	YEARS	PART NO.	DESCRIPTION
16	Spring	66	VS-666 Std Only	VINTAGE; w/damper; 2.2600" Free Height
QTY	VALVE SEAL	YEARS	PART NO.	DESCRIPTION
16	Valve Stem Seal	66	ST-2011 Std Only	VINTAGE; Positive type; (RBBTF) Rubber/PTFE
16	Valve Stem Seal Bulk	66	ST-2011BC Std Only	Positive type; Carton of 100; (RBBTF) Rubber/PTFE
QTY	VALVE SEAT	YEARS	PART NO.	DESCRIPTION
8	Seat	66	245-1500-1 Std Only	Loc. Exh.; 1.5045" OD, 1.2500" ID, 0.2160" Depth
8	Seat	66	245-1500-1N Std Only	Loc. Exh.; Premium Material; 1.5045" OD, 1.2500" ID, 0.2160" Depth
8	Seat	66	245-1875-1 Std Only	Loc. Int.; 1.8810" OD, 1.6100" ID, 0.2485" Depth
8	Seat	66	245-1875-1N Std Only	Loc. Int.; Premium Material; 1.8810" OD, 1.6100" ID, 0.2485" Depth
QTY	VALVE, MISC	YEARS	PART NO.	DESCRIPTION
32	Keeper	66	VK-174 Std Only	4 groove
32	Keeper	66	VK-174R Std Only	4 groove; Hardened
QTY	RINGS	YEARS	PART NO.	DESCRIPTION
1	Premium Set	66	E-251KC Std-20-30-40-60	2-5/64, 1-3/16; Premium Chrome
1	Premium Set	66	E-251K Std-10-20-30-40-60	2-5/64, 1-3/16; Premium Moly
1	Standard Set	66	E-251X Std-10-20-30-40-60-80	2-5/64, 1-3/16; Iron
8	Premium Single Cylinder Set	66	WE-251K Std-30-40-60	2-5/64, 1-3/16; Premium Moly
8	Standard Single Cylinder Set	66	WE-251X Std-30-40-60	2-5/64, 1-3/16; Iron
QTY	SLEEVE	YEARS	PART NO.	DESCRIPTION
8	Repair Sleeve	66	SL-22Y Std Only	1/8" wall, must be cut to correct length; O.A.L. 10.250"
8	Repair Sleeve	66	SL-22M Std Only	3/32" wall, must be cut to correct length; O.A.L. 10.250"
QTY	ENGINE BEARINGS	YEARS	PART NO.	DESCRIPTION
1	Main Set	66	4010M Std-10	VINTAGE
8	Rod Pair	66	2230CP Std-10-20	VINTAGE

American Motors Car (Incl. AMC, Hudson, Nash, Rambler)

54 327 5.4L (5360cc) OHV V8 Vigilante (16 Valve), 4" Bore (AMC Eng.), 2 Bbl. "VIN P" 1966

QTY	TIMING	YEARS	PART NO.	DESCRIPTION
1	Timing Chain	66	222-349	5/8" wide; 62 Links
1	Crank Sprocket	66	223-281	Use w/5/8" wide chain; 23 Teeth
QTY	CAMSHAFT/LIFTER	YEARS	PART NO.	DESCRIPTION
16	Lifter	66	HT-2011 Std Only	Hyd.; w/2 grooves
16	Lifter	66	HT-2011R Std Only	Speed-Pro Hi-Revolution Hyd.
16	Lifter, Bulk	66	HT-2011B Std Only	Hyd.; w/2 grooves; Carton of 117
QTY	PUSH ROD	YEARS	PART NO.	DESCRIPTION
16	Push Rod	66	RP-3083 Std Only	VINTAGE; 8.6870" O.A.L.
QTY	VALVE	YEARS	PART NO.	DESCRIPTION
8	Exhaust	66	V-2023 Std Only	VINTAGE; 4 groove; Chrome plated stem; 1.4060" Head Dia., 0.3720" Stem Dia., 4.8920" O.A.L.
8	Intake	66	V-1981 Std Only	VINTAGE; 4 groove; 1.7870" Head Dia., 0.3720" Stem Dia., 4.8990" O.A.L.
QTY	VALVE SPRING	YEARS	PART NO.	DESCRIPTION
16	Spring	66	VS-666 Std Only	VINTAGE; w/damper; 2.2600" Free Height
QTY	VALVE SEAL	YEARS	PART NO.	DESCRIPTION
16	Valve Stem Seal	66	ST-2011 Std Only	VINTAGE; Positive type; (RBBTF) Rubber/PTFE
16	Valve Stem Seal Bulk	66	ST-2011BC Std Only	Positive type; Carton of 100; (RBBTF) Rubber/PTFE
QTY	VALVE SEAT	YEARS	PART NO.	DESCRIPTION
8	Seat	66	245-1500-1 Std Only	Loc. Exh.; 1.5045" OD, 1.2500" ID, 0.2160" Depth
8	Seat	66	245-1500-1N Std Only	Loc. Exh.; Premium Material; 1.5045" OD, 1.2500" ID, 0.2160" Depth
8	Seat	66	245-1875-1 Std Only	Loc. Int.; 1.8810" OD, 1.6100" ID, 0.2485" Depth
8	Seat	66	245-1875-1N Std Only	Loc. Int.; Premium Material; 1.8810" OD, 1.6100" ID, 0.2485" Depth
QTY	VALVE, MISC	YEARS	PART NO.	DESCRIPTION
32	Keeper	66	VK-174 Std Only	4 groove
32	Keeper	66	VK-174R Std Only	4 groove; Hardened
QTY	RINGS	YEARS	PART NO.	DESCRIPTION
1	Premium Set	66	E-251KC Std-20-30-40-60	2-5/64, 1-3/16; Premium Chrome
1	Premium Set	66	E-251K Std-10-20-30-40-60	2-5/64, 1-3/16; Premium Moly
1	Standard Set	66	E-251X Std-10-20-30-40-60-80	2-5/64, 1-3/16; Iron
8	Premium Single Cylinder Set	66	WE-251K Std-30-40-60	2-5/64, 1-3/16; Premium Moly
8	Standard Single Cylinder Set	66	WE-251X Std-30-40-60	2-5/64, 1-3/16; Iron
QTY	SLEEVE	YEARS	PART NO.	DESCRIPTION
8	Repair Sleeve	66	SL-22Y Std Only	1/8" wall, must be cut to correct length; O.A.L. 10.250"
8	Repair Sleeve	66	SL-22M Std Only	3/32" wall, must be cut to correct length; O.A.L. 10.250"
QTY	ENGINE BEARINGS	YEARS	PART NO.	DESCRIPTION
1	Main Set	66	4010M Std-10	VINTAGE
8	Rod Pair	66	2230CP Std-10-20	VINTAGE

55 327 5.4L (5360cc) OHV V8 Vigilante (16 Valve), 4" Bore (AMC Eng.), 4 Bbl. "VIN Q" 1966

QTY	TIMING	YEARS	PART NO.	DESCRIPTION
1	Timing Chain	66	222-349	5/8" wide; 62 Links
1	Crank Sprocket	66	223-281	Use w/5/8" wide chain; 23 Teeth
QTY	CAMSHAFT/LIFTER	YEARS	PART NO.	DESCRIPTION
16	Lifter	66	HT-2011 Std Only	Hyd.; w/2 grooves
16	Lifter	66	HT-2011R Std Only	Speed-Pro Hi-Revolution Hyd.
16	Lifter, Bulk	66	HT-2011B Std Only	Hyd.; w/2 grooves; Carton of 117
QTY	PUSH ROD	YEARS	PART NO.	DESCRIPTION
16	Push Rod	66	RP-3083 Std Only	VINTAGE; 8.6870" O.A.L.
QTY	VALVE	YEARS	PART NO.	DESCRIPTION
8	Exhaust	66	V-2023 Std Only	VINTAGE; 4 groove; Chrome plated stem; 1.4060" Head Dia., 0.3720" Stem Dia., 4.8920" O.A.L.
8	Intake	66	V-1981 Std Only	VINTAGE; 4 groove; 1.7870" Head Dia., 0.3720" Stem Dia., 4.8990" O.A.L.
QTY	VALVE SPRING	YEARS	PART NO.	DESCRIPTION
16	Spring	66	VS-666 Std Only	VINTAGE; w/damper; 2.2600" Free Height
QTY	VALVE SEAL	YEARS	PART NO.	DESCRIPTION
16	Valve Stem Seal	66	ST-2011 Std Only	VINTAGE; Positive type; (RBBTF) Rubber/PTFE
16	Valve Stem Seal Bulk	66	ST-2011BC Std Only	Positive type; Carton of 100; (RBBTF) Rubber/PTFE
QTY	VALVE SEAT	YEARS	PART NO.	DESCRIPTION
8	Seat	66	245-1500-1 Std Only	Loc. Exh.; 1.5045" OD, 1.2500" ID, 0.2160" Depth
8	Seat	66	245-1500-1N Std Only	Loc. Exh.; Premium Material; 1.5045" OD, 1.2500" ID, 0.2160" Depth
8	Seat	66	245-1875-1 Std Only	Loc. Int.; 1.8810" OD, 1.6100" ID, 0.2485" Depth

(continued on next page)

American Motors Car (Incl. AMC, Hudson, Nash, Rambler)

327 5.4L (5360cc) OHV V8 Vigilante (16 Valve), 4" Bore (AMC Eng.), 4 Bbl. "VIN Q" 1966 55
(cont.)

QTY	VALVE SEAT (cont.)	YEARS	PART NO.	DESCRIPTION	
8	Seat	66	245-1875-1N Std Only	Loc. Int.; Premium Material; 1.8810" OD, 1.6100" ID, 0.2485" Depth	
32	Keeper	66	VK-174 Std Only	4 groove	
32	Keeper	66	VK-174R Std Only	4 groove; Hardened	
BLOCK	RINGS	YEARS	PART NO.	DESCRIPTION	
	1	Premium Set	66	E-251KC Std-20-30-40-60	2-5/64, 1-3/16; Premium Chrome
	1	Premium Set	66	E-251K Std-10-20-30-40-60	2-5/64, 1-3/16; Premium Moly
	1	Standard Set	66	E-251X Std-10-20-30-40-60-80	2-5/64, 1-3/16; Iron
	8	Premium Single Cylinder Set	66	WE-251K Std-30-40-60	2-5/64, 1-3/16; Premium Moly
	8	Standard Single Cylinder Set	66	WE-251X Std-30-40-60	2-5/64, 1-3/16; Iron
BLOCK	SLEEVE	YEARS	PART NO.	DESCRIPTION	
	8	Repair Sleeve	66	SL-22Y Std Only	1/8" wall, must be cut to correct length; O.A.L. 10.250"
8	Repair Sleeve	66	SL-22M Std Only	3/32" wall, must be cut to correct length; O.A.L. 10.250"	
BLOCK	ENGINE BEARINGS	YEARS	PART NO.	DESCRIPTION	
	1	Main Set	66	4010M Std-10	VINTAGE
8	Rod Pair	66	2230CP Std-10-20	VINTAGE	

327 5.4L (5360cc) OHV V8 Vigilante (16 Valve), 4" Bore (AMC Eng.), 4 Bbl. "VIN U" 1966 56

QTY	TIMING	YEARS	PART NO.	DESCRIPTION	
1	Timing Chain	66	222-349	5/8" wide; 62 Links	
1	Crank Sprocket	66	223-281	Use w/5/8" wide chain; 23 Teeth	
VALVE TRAIN	CAMSHAFT/LIFTER	YEARS	PART NO.	DESCRIPTION	
	16	Lifter	66	HT-2011 Std Only	Hyd.; w/2 grooves
	16	Lifter	66	HT-2011R Std Only	Speed-Pro Hi-Revolution Hyd.
16	Lifter, Bulk	66	HT-2011B Std Only	Hyd.; w/2 grooves; Carton of 117	
VALVE TRAIN	PUSH ROD	YEARS	PART NO.	DESCRIPTION	
	16	Push Rod	66	RP-3083 Std Only	VINTAGE; 8.6870" O.A.L.
	VALVE TRAIN	VALVE	YEARS	PART NO.	DESCRIPTION
8		Exhaust	66	V-2023 Std Only	VINTAGE; 4 groove; Chrome plated stem; 1.4060" Head Dia., 0.3720" Stem Dia., 4.8920" O.A.L.
8	Intake	66	V-1981 Std Only	VINTAGE; 4 groove; 1.7870" Head Dia., 0.3720" Stem Dia., 4.8990" O.A.L.	
VALVE TRAIN	VALVE SPRING	YEARS	PART NO.	DESCRIPTION	
	16	Spring	66	VS-666 Std Only	VINTAGE; w/damper; 2.2600" Free Height
	VALVE TRAIN	VALVE SEAL	YEARS	PART NO.	DESCRIPTION
16		Valve Stem Seal	66	ST-2011 Std Only	VINTAGE; Positive type; (RBBTF) Rubber/PTFE
16	Valve Stem Seal Bulk	66	ST-2011BC Std Only	Positive type; Carton of 100; (RBBTF) Rubber/PTFE	
VALVE TRAIN	VALVE SEAT	YEARS	PART NO.	DESCRIPTION	
	8	Seat	66	245-1500-1 Std Only	Loc. Exh.; 1.5045" OD, 1.2500" ID, 0.2160" Depth
	8	Seat	66	245-1500-1N Std Only	Loc. Exh.; Premium Material; 1.5045" OD, 1.2500" ID, 0.2160" Depth
	8	Seat	66	245-1875-1 Std Only	Loc. Int.; 1.8810" OD, 1.6100" ID, 0.2485" Depth
8	Seat	66	245-1875-1N Std Only	Loc. Int.; Premium Material; 1.8810" OD, 1.6100" ID, 0.2485" Depth	
VALVE TRAIN	VALVE, MISC	YEARS	PART NO.	DESCRIPTION	
	32	Keeper	66	VK-174 Std Only	4 groove
32	Keeper	66	VK-174R Std Only	4 groove; Hardened	
BLOCK	RINGS	YEARS	PART NO.	DESCRIPTION	
	1	Premium Set	66	E-251KC Std-20-30-40-60	2-5/64, 1-3/16; Premium Chrome
	1	Premium Set	66	E-251K Std-10-20-30-40-60	2-5/64, 1-3/16; Premium Moly
	1	Standard Set	66	E-251X Std-10-20-30-40-60-80	2-5/64, 1-3/16; Iron
	8	Premium Single Cylinder Set	66	WE-251K Std-30-40-60	2-5/64, 1-3/16; Premium Moly
	8	Standard Single Cylinder Set	66	WE-251X Std-30-40-60	2-5/64, 1-3/16; Iron
BLOCK	SLEEVE	YEARS	PART NO.	DESCRIPTION	
	8	Repair Sleeve	66	SL-22Y Std Only	1/8" wall, must be cut to correct length; O.A.L. 10.250"
8	Repair Sleeve	66	SL-22M Std Only	3/32" wall, must be cut to correct length; O.A.L. 10.250"	
BLOCK	ENGINE BEARINGS	YEARS	PART NO.	DESCRIPTION	
	1	Main Set	66	4010M Std-10	VINTAGE
8	Rod Pair	66	2230CP Std-10-20	VINTAGE	

327 5.4L (5360cc) OHV V8 Vigilante (16 Valve), 4" Bore (AMC Eng.), 2 Bbl. "VIN W" 1966 57

QTY	TIMING	YEARS	PART NO.	DESCRIPTION
1	Timing Chain	66	222-349	5/8" wide; 62 Links
1	Crank Sprocket	66	223-281	Use w/5/8" wide chain; 23 Teeth

(continued on next page)

American Motors Car (Incl. AMC, Hudson, Nash, Rambler)

57 327 5.4L (5360cc) OHV V8 Vigilante (16 Valve), 4" Bore (AMC Eng.), 2 Bbl. "VIN W" 1966
(cont.)

	QTY	CAMSHAFT/LIFTER	YEARS	PART NO.	DESCRIPTION	
VALVE TRAIN	16	Lifter	66	HT-2011 Std Only	Hyd.; w/2 grooves	
	16	Lifter	66	HT-2011R Std Only	Speed-Pro Hi-Revolution Hyd.	
	16	Lifter, Bulk	66	HT-2011B Std Only	Hyd.; w/2 grooves; Carton of 117	
	16	PUSH ROD	YEARS	PART NO.	DESCRIPTION	
		16	Push Rod	66	RP-3083 Std Only	VINTAGE; 8.6870" O.A.L.
	8	VALVE	YEARS	PART NO.	DESCRIPTION	
		8	Exhaust	66	V-2023 Std Only	VINTAGE; 4 groove; Chrome plated stem; 1.4060" Head Dia., 0.3720" Stem Dia., 4.8920" O.A.L.
		8	Intake	66	V-1981 Std Only	VINTAGE; 4 groove; 1.7870" Head Dia., 0.3720" Stem Dia., 4.8990" O.A.L.
	16	VALVE SPRING	YEARS	PART NO.	DESCRIPTION	
		16	Spring	66	VS-666 Std Only	VINTAGE; w/damper; 2.2600" Free Height
	16	VALVE SEAL	YEARS	PART NO.	DESCRIPTION	
		16	Valve Stem Seal	66	ST-2011 Std Only	VINTAGE; Positive type; (RBBTF) Rubber/PTFE
		16	Valve Stem Seal Bulk	66	ST-2011BC Std Only	Positive type; Carton of 100; (RBBTF) Rubber/PTFE
	8	VALVE SEAT	YEARS	PART NO.	DESCRIPTION	
		8	Seat	66	245-1500-1 Std Only	Loc. Exh.; 1.5045" OD, 1.2500" ID, 0.2160" Depth
		8	Seat	66	245-1500-1N Std Only	Loc. Exh.; Premium Material; 1.5045" OD, 1.2500" ID, 0.2160" Depth
	8	Seat	66	245-1875-1 Std Only	Loc. Int.; 1.8810" OD, 1.6100" ID, 0.2485" Depth	
	8	Seat	66	245-1875-1N Std Only	Loc. Int.; Premium Material; 1.8810" OD, 1.6100" ID, 0.2485" Depth	
32	VALVE, MISC	YEARS	PART NO.	DESCRIPTION		
	32	Keeper	66	VK-174 Std Only	4 groove	
	32	Keeper	66	VK-174R Std Only	4 groove; Hardened	
BLOCK	1	RINGS	YEARS	PART NO.	DESCRIPTION	
		1	Premium Set	66	E-251KC Std-20-30-40-60	2-5/64, 1-3/16; Premium Chrome
		1	Premium Set	66	E-251K Std-10-20-30-40-60	2-5/64, 1-3/16; Premium Moly
		1	Standard Set	66	E-251X Std-10-20-30-40-60-80	2-5/64, 1-3/16; Iron
		8	Premium Single Cylinder Set	66	WE-251K Std-30-40-60	2-5/64, 1-3/16; Premium Moly
		8	Standard Single Cylinder Set	66	WE-251X Std-30-40-60	2-5/64, 1-3/16; Iron
	8	SLEEVE	YEARS	PART NO.	DESCRIPTION	
		8	Repair Sleeve	66	SL-22Y Std Only	1/8" wall, must be cut to correct length; O.A.L. 10.250"
		8	Repair Sleeve	66	SL-22M Std Only	3/32" wall, must be cut to correct length; O.A.L. 10.250"
	1	ENGINE BEARINGS	YEARS	PART NO.	DESCRIPTION	
	1	Main Set	66	4010M Std-10	VINTAGE	
	8	Rod Pair	66	2230CP Std-10-20	VINTAGE	

58 327 5.4L (5360cc) OHV V8 Vigilante (16 Valve), 4" Bore (AMC Eng.), 2 Bbl. 1965-1960

	QTY	TIMING	YEARS	PART NO.	DESCRIPTION	
VALVE TRAIN	1	Timing Chain	65-60	222-349	5/8" wide; 62 Links	
	1	Crank Sprocket	65-60	223-281	Use w/5/8" wide chain; 23 Teeth	
	16	CAMSHAFT/LIFTER	YEARS	PART NO.	DESCRIPTION	
		16	Lifter	65-61	HT-2011 Std Only	Hyd.; w/2 grooves
		16	Lifter	65-61	HT-2011R Std Only	Speed-Pro Hi-Revolution Hyd.
		16	Lifter, Bulk	65-61	HT-2011B Std Only	Hyd.; w/2 grooves; Carton of 117
	16	PUSH ROD	YEARS	PART NO.	DESCRIPTION	
		16	Push Rod	65-61	RP-3083 Std Only	VINTAGE; 8.6870" O.A.L.
	8	VALVE	YEARS	PART NO.	DESCRIPTION	
		8	Exhaust	65-60	V-2023 Std Only	VINTAGE; 4 groove; Chrome plated stem; 1.4060" Head Dia., 0.3720" Stem Dia., 4.8920" O.A.L.
		8	Intake	65-60	V-1981 Std Only	VINTAGE; 4 groove; 1.7870" Head Dia., 0.3720" Stem Dia., 4.8990" O.A.L.
	16	VALVE SPRING	YEARS	PART NO.	DESCRIPTION	
		16	Spring	65-60	VS-666 Std Only	VINTAGE; w/damper; 2.2600" Free Height
	16	VALVE SEAL	YEARS	PART NO.	DESCRIPTION	
		16	Valve Stem Seal	65-63	ST-2011 Std Only	VINTAGE; Positive type; (RBBTF) Rubber/PTFE
		16	Valve Stem Seal	62-60	ST-2004 Std Only	Positive type; Installation requires valve guide machining; (RBBTF) Rubber/PTFE
	16	Valve Stem Seal Bulk	65-63	ST-2011BC Std Only	Positive type; Carton of 100; (RBBTF) Rubber/PTFE	
	16	Valve Stem Seal Bulk	62-60	ST-2004BC Std Only	Positive type; Installation requires valve guide machining; Carton of 100; (RBBTF) Rubber/PTFE	
8	VALVE SEAT	YEARS	PART NO.	DESCRIPTION		
	8	Seat	65-60	245-1500-1 Std Only	Loc. Exh.; 1.5045" OD, 1.2500" ID, 0.2160" Depth	
	8	Seat	65-60	245-1500-1N Std Only	Loc. Exh.; Premium Material; 1.5045" OD, 1.2500" ID, 0.2160" Depth	

(continued on next page)

American Motors Car (Incl. AMC, Hudson, Nash, Rambler)

327 5.4L (5360cc) OHV V8 Vigilante (16 Valve), 4" Bore (AMC Eng.), 2 Bbl. 1965-1960 58
(cont.)

QTY	VALVE SEAT (cont.)	YEARS	PART NO.	DESCRIPTION
8	Seat	65-60	245-1875-1 Std Only	Loc. Int.; 1.8810" OD, 1.6100" ID, 0.2485" Depth
8	Seat	65-60	245-1875-1N Std Only	Loc. Int.; Premium Material; 1.8810" OD, 1.6100" ID, 0.2485" Depth
QTY	VALVE, MISC	YEARS	PART NO.	DESCRIPTION
32	Keeper	65-60	VK-174 Std Only	4 groove
32	Keeper	65-60	VK-174R Std Only	4 groove; Hardened
QTY	RINGS	YEARS	PART NO.	DESCRIPTION
1	Premium Set	65-60	E-251KC Std-20-30-40-60	2-5/64, 1-3/16; Premium Chrome
1	Premium Set	65-60	E-251K Std-10-20-30-40-60	2-5/64, 1-3/16; Premium Moly
1	Standard Set	65-60	E-251X Std-10-20-30-40-60-80	2-5/64, 1-3/16; Iron
8	Premium Single Cylinder Set	65-60	WE-251K Std-30-40-60	2-5/64, 1-3/16; Premium Moly
8	Standard Single Cylinder Set	65-60	WE-251X Std-30-40-60	2-5/64, 1-3/16; Iron
QTY	SLEEVE	YEARS	PART NO.	DESCRIPTION
8	Repair Sleeve	65-60	SL-22Y Std Only	1/8" wall, must be cut to correct length; O.A.L. 10.250"
8	Repair Sleeve	65-60	SL-22M Std Only	3/32" wall, must be cut to correct length; O.A.L. 10.250"
QTY	ENGINE BEARINGS	YEARS	PART NO.	DESCRIPTION
1	Main Set	65-60	4010M Std-10	VINTAGE
8	Rod Pair	65-60	2230CP Std-10-20	VINTAGE

327 5.4L (5360cc) OHV V8 Vigilante (16 Valve), 4" Bore (AMC Eng.), 4 Bbl. 1965-1956 59

QTY	TIMING	YEARS	PART NO.	DESCRIPTION
1	Timing Chain	65-57	222-349	5/8" wide; 62 Links
1	Crank Sprocket	65-57	223-281	Use w/5/8" wide chain; 23 Teeth
QTY	CAMSHAFT/LIFTER	YEARS	PART NO.	DESCRIPTION
16	Lifter	65-61	HT-2011 Std Only	Hyd.; w/2 grooves
16	Lifter	65-61	HT-2011R Std Only	Speed-Pro Hi-Revolution Hyd.
16	Lifter	57	AT-2084 Std Only	VINTAGE; Dumbbell shaped mech.
16	Lifter, Bulk	65-61	HT-2011B Std Only	Hyd.; w/2 grooves; Carton of 117
16	Lifter, Bulk	57	AT-2084B Std Only	Dumbbell shaped mech.; Carton of 117
QTY	PUSH ROD	YEARS	PART NO.	DESCRIPTION
16	Push Rod	65-61	RP-3083 Std Only	VINTAGE; 8.6870" O.A.L.
QTY	VALVE	YEARS	PART NO.	DESCRIPTION
8	Exhaust	65-59	V-2023 Std Only	VINTAGE; 4 groove; Chrome plated stem; 1.4060" Head Dia., 0.3720" Stem Dia., 4.8920" O.A.L.
8	Intake	65-59	V-1981 Std Only	VINTAGE; 4 groove; 1.7870" Head Dia., 0.3720" Stem Dia., 4.8990" O.A.L.
QTY	VALVE SPRING	YEARS	PART NO.	DESCRIPTION
16	Spring	65-57	VS-666 Std Only	VINTAGE; w/damper; 2.2600" Free Height
QTY	VALVE SEAL	YEARS	PART NO.	DESCRIPTION
16	Valve Stem Seal	65-63	ST-2011 Std Only	VINTAGE; Positive type; (RBBTF) Rubber/PTFE
16	Valve Stem Seal	62-59	ST-2004 Std Only	Positive type; Installation requires valve guide machining; (RBBTF) Rubber/PTFE
16	Valve Stem Seal	58-57	ST-2001 Std Only	Positive type; Installation requires valve guide machining; (RBBTF) Rubber/PTFE
16	Valve Stem Seal Bulk	65-63	ST-2011BC Std Only	Positive type; Carton of 100; (RBBTF) Rubber/PTFE
16	Valve Stem Seal Bulk	62-59	ST-2004BC Std Only	Positive type; Installation requires valve guide machining; Carton of 100; (RBBTF) Rubber/PTFE
16	Valve Stem Seal Bulk	58-57	ST-2001BC Std Only	Positive type; Installation requires valve guide machining; Carton of 100; (RBBTF) Rubber/PTFE
QTY	VALVE SEAT	YEARS	PART NO.	DESCRIPTION
8	Seat	65-57	245-1500-1 Std Only	Loc. Exh.; 1.5045" OD, 1.2500" ID, 0.2160" Depth
8	Seat	65-57	245-1500-1N Std Only	Loc. Exh.; Premium Material; 1.5045" OD, 1.2500" ID, 0.2160" Depth
8	Seat	65-57	245-1875-1 Std Only	Loc. Int.; 1.8810" OD, 1.6100" ID, 0.2485" Depth
8	Seat	65-57	245-1875-1N Std Only	Loc. Int.; Premium Material; 1.8810" OD, 1.6100" ID, 0.2485" Depth
QTY	VALVE, MISC	YEARS	PART NO.	DESCRIPTION
32	Keeper	65-59	VK-174 Std Only	4 groove
32	Keeper	65-59	VK-174R Std Only	4 groove; Hardened
32	Keeper	58-57	VK-115A Std Only	1 groove; Square cut key groove; Carton pack 24
32	Keeper	58-57	VK-115 Std Only	1 groove; Square cut key groove; Carton pack 32
32	Keeper	58-57	VK-115R Std Only	1 groove; Square cut key groove; Hardened
32	Keeper, Bulk	58-57	VK-115B Std Only	1 groove; Square cut key groove; Carton of 1000
QTY	RINGS	YEARS	PART NO.	DESCRIPTION
1	Premium Set	65-57	E-251KC Std-20-30-40-60	2-5/64, 1-3/16; Premium Chrome
1	Premium Set	65-57	E-251K Std-10-20-30-40-60	2-5/64, 1-3/16; Premium Moly
1	Standard Set	65-57	E-251X Std-10-20-30-40-60-80	2-5/64, 1-3/16; Iron

(continued on next page)

American Motors Car (Incl. AMC, Hudson, Nash, Rambler)

59 327 5.4L (5360cc) OHV V8 Vigilante (16 Valve), 4" Bore (AMC Eng.), 4 Bbl. 1965-1956

(cont.)

BLOCK	QTY	RINGS (cont.)	YEARS	PART NO.	DESCRIPTION	BLOCK
	8	Premium Single Cylinder Set	65-57	WE-251K Std-30-40-60	2-5/64, 1-3/16; Premium Moly	
	8	Standard Single Cylinder Set	65-57	WE-251X Std-30-40-60	2-5/64, 1-3/16; Iron	
	QTY	SLEEVE	YEARS	PART NO.	DESCRIPTION	
	8	Repair Sleeve	65-57	SL-22Y Std Only	1/8" wall, must be cut to correct length; O.A.L. 10.250"	
	8	Repair Sleeve	65-57	SL-22M Std Only	3/32" wall, must be cut to correct length; O.A.L. 10.250"	
	QTY	ENGINE BEARINGS	YEARS	PART NO.	DESCRIPTION	
	1	Main Set	65-56	4010M Std-10	VINTAGE	
	8	Rod Pair	65-56	2230CP Std-10-20	VINTAGE	

60 343 5.6L (5585cc) OHV V8 (16 Valve), 4.08" Bore (AMC Eng.), 2 Bbl. "VIN J" 1967

VALVE TRAIN	QTY	TIMING	YEARS	PART NO.	DESCRIPTION	VALVE TRAIN
	1	3 Piece Set	67	KT3-349S	5/8" wide sprocket teeth; (1) 222-349; (1) 223-281; (1) 223-412	
	1	Timing Chain	67	222-349	5/8" wide; 62 Links	
	1	Crank Sprocket	67	223-281	Use w/5/8" wide chain; 23 Teeth	
	QTY	CAMSHAFT/LIFTER	YEARS	PART NO.	DESCRIPTION	
	1	Camshaft	67	CS-646	Hydraulic, (050) Duration at .050 Lobe Lift, 196 Exh., 196 Int., 110 Degrees Lobe Separation	
	1	Performance Cam	67	CS-1026R	Pro-2000 Perf. Cam; 0.472" Exh. Valve Lift, 0.448" Int. Valve Lift, Hydraulic, (050) Duration at .050 Lobe Lift, 214 Exh., 204 Int., 110 Degrees Lobe Separation	
	1	Prelube		55-403 Std Only	1.5 oz. packet	
	1	Prelube		55-400 Std Only	4 oz. bottle; 1.5 oz. packet No. 55-403 also avail.	
	16	Lifter	67	HT-2011 Std Only	Hyd.; w/2 grooves	
	16	Lifter	67	HT-2011R Std Only	Speed-Pro Hi-Revolution Hyd.	
	16	Lifter, Bulk	67	HT-2011B Std Only	Hyd.; w/2 grooves; Carton of 117	
	QTY	CAM KIT	YEARS	PART NO.	DESCRIPTION	
	1	Cam/Lifter Kit	67	KC-646	Hyd.; (1) 55-403B; (1) CS-646; (16) HT-2011	
	1	Cam/Lifter Kit	67	KC-1026R	Hyd.; Pro-2000 Perf. Cam; Duration at .050", 204 Int., 214 Exh.; Valve lift .448" Int., .472" Exh.; Lobe Separation 110 Degrees; (1) 55-403B; (1) CS-1026R; (16) HT-2011	
	QTY	VALVE	YEARS	PART NO.	DESCRIPTION	
	8	Exhaust	67	V-1830 Std Only	VINTAGE; 1 groove; 1.6250" Head Dia., 0.3710" Stem Dia., 4.9180" O.A.L.	
	8	Intake	67	V-1831 Std Only	VINTAGE; 1 groove; 2.0150" Head Dia., 0.3715" Stem Dia., 4.8990" O.A.L.	
	QTY	VALVE GUIDE	YEARS	PART NO.	DESCRIPTION	
	16	Guide	67	VG-5062 Std Only	0.3735" ID, 2.3800" O.A.L.	
	QTY	VALVE SPRING	YEARS	PART NO.	DESCRIPTION	
	16	Spring	67	VS-703 Std Only	2.0560" Free Height	
	16	Spring, Bulk	67	VS-703B Std Only	Carton of 250; 2.0560" Free Height	
	QTY	VALVE SEAL	YEARS	PART NO.	DESCRIPTION	
	16	Valve Stem Seal	67	ST-2002 Std Only	Installation requires valve guide machining; (PLY) Polyacrylate	
	16	Valve Stem Seal Bulk	67	ST-2002BC Std Only	Positive type; Installation requires valve guide machining; Carton of 100; (PLY) Polyacrylate	
	QTY	VALVE SEAT	YEARS	PART NO.	DESCRIPTION	
	8	Seat	67	245-1687-2 Std Only	Loc. Exh.; 1.6925" OD, 1.4375" ID, 0.2160" Depth	
	8	Seat	67	245-1687-2N Std Only	Loc. Exh.; Premium Material; 1.6925" OD, 1.4375" ID, 0.2160" Depth	
	8	Seat	67	245-2000-1 Std Only	Loc. Int.; 2.0055" OD, 1.7500" ID, 0.2160" Depth	
	QTY	VALVE, MISC	YEARS	PART NO.	DESCRIPTION	
	32	Keeper	67	VK-138A Std Only	1 groove; Square cut key groove; Carton pack 24	
	32	Keeper	67	VK-138 Std Only	1 groove; Square cut key groove; Carton pack 32	
	32	Keeper	67	VK-138R Std Only	1 groove; Square cut key groove; Hardened	
	32	Keeper, Bulk	67	VK-138B Std Only	1 groove; Square cut key groove; Carton of 1000	
	16	Spring Insert	67	259-103C Std Only	.015"; ID 1.030"; Carton of 100	
	16	Spring Insert	67	259-103B Std Only	.030"; ID 1.030"; Carton of 100	
	16	Spring Insert	67	259-103BRS Std Only	.030"; ID 1.030"; Carton of 500	
	16	Spring Insert	67	259-103A Std Only	.060"; ID 1.030"; Carton of 100	
	16	Spring Insert	67	259-103ARS Std Only	.060"; ID 1.030"; Carton of 500	
	QTY	RINGS	YEARS	PART NO.	DESCRIPTION	
	1	Premium Set	67	E-301K Std-20-30-40-60	2-5/64, 1-3/16; Premium Moly	
	1	Standard Set	67	E-301X Std-20-30-40-60	2-5/64, 1-3/16; Iron	
	QTY	ENGINE BEARINGS	YEARS	PART NO.	DESCRIPTION	
	1	Main Set	67	5037M Std-1-10-20-30	.10MM O/S length flange brg.	
	1	Main Set	67	7450M 20 20	.10MM O/S length flange brg.	

(continued on next page)

American Motors Car (Incl. AMC, Hudson, Nash, Rambler)

343 5.6L (5585cc) OHV V8 (16 Valve), 4.08" Bore (AMC Eng.), 2 Bbl. "VIN J" 1967 60
(cont.)

BLOCK	ENGINE BEARINGS					BLOCK
	QTY	(cont.)	YEARS	PART NO.	DESCRIPTION	
	1	Rod Set	67	8-3310CPA	Std-10-20-30-40	
	8	Rod Pair	67	3310CPA	Std-1-2-10-20-30-40-50-60	
1	Cam Set	67	1401M	Std Only		
BLOCK	OIL PUMP					BLOCK
	QTY		YEARS	PART NO.	DESCRIPTION	
	1	Pump Repair Kit	67	224-51285		
	1	Screen Assy.	67	224-14161		
BLOCK	GASKETS					BLOCK
	QTY		YEARS	PART NO.	DESCRIPTION	
	1	Kit Gasket Set	67	260-1151	Int. manifold gskt. not incl.; Premium valve stem seals incl.	
	1	Valley Pan Gasket Set	67	260-4008		
BLOCK	FREEZE PLUGS					BLOCK
	QTY		YEARS	PART NO.	DESCRIPTION	
	1	Brass Block Plug Kit	67	381-8001		
	1	Brass Deep Cup Freeze Plug	67	381-9002	1.500" Diameter, 0.375" Height	
1	Steel Deep Cup Freeze Plug	67	381-3084	2.141" Diameter		
KITS	RE-RING KIT					KITS
	YEARS	DESCRIPTION		PREMIUM KIT NO.	ECONOMY KIT NO.	
	67	Int. manifold gskt. not incl.; Premium valve stem seals incl.	Re-ring	205-715	205-215	
67	Int. manifold gskt. not incl.; Premium valve stem seals incl.	Re-ring w/Mains	205-715M	205-215M		

343 5.6L (5585cc) OHV V8 (16 Valve), 4.08" Bore (AMC Eng.), 4 Bbl. "VIN K" 1967 61

VALVE TRAIN	TIMING					VALVE TRAIN	
	QTY		YEARS	PART NO.	DESCRIPTION		
	1	3 Piece Set	67	KT3-349S	5/8" wide sprocket teeth; (1) 222-349; (1) 223-281; (1) 223-412		
	1	Timing Chain	67	222-349	5/8" wide; 62 Links		
1	Crank Sprocket	67	223-281	Use w/5/8" wide chain; 23 Teeth			
VALVE TRAIN	CAMSHAFT/LIFTER					VALVE TRAIN	
	QTY		YEARS	PART NO.	DESCRIPTION		
	1	Camshaft	67	CS-646	Hydraulic, (050) Duration at .050 Lobe Lift, 196 Exh., 196 Int., 110 Degrees Lobe Separation		
	1	Performance Cam	67	CS-1026R	Pro-2000 Perf. Cam; 0.472" Exh. Valve Lift, 0.448" Int. Valve Lift, Hydraulic, (050) Duration at .050 Lobe Lift, 214 Exh., 204 Int., 110 Degrees Lobe Separation		
1	Prelube		55-403	Std Only	1.5 oz. packet		
1	Prelube		55-400	Std Only	4 oz. bottle; 1.5 oz. packet No. 55-403 also avail.		
16	Lifter	67	HT-2011	Std Only	Hyd.; w/2 grooves		
16	Lifter	67	HT-2011R	Std Only	Speed-Pro Hi-Revolution Hyd.		
16	Lifter, Bulk	67	HT-2011B	Std Only	Hyd.; w/2 grooves; Carton of 117		
VALVE TRAIN	CAM KIT					VALVE TRAIN	
	QTY		YEARS	PART NO.	DESCRIPTION		
	1	Cam/Lifter Kit	67	KC-646	Hyd.; (1) 55-403B; (1) CS-646; (16) HT-2011		
	1	Cam/Lifter Kit	67	KC-1026R	Hyd.; Pro-2000 Perf. Cam; Duration at .050", 204 Int., 214 Exh.; Valve lift .448" Int., .472" Exh.; Lobe Separation 110 Degrees; (1) 55-403B; (1) CS-1026R; (16) HT-2011		
VALVE TRAIN	VALVE					VALVE TRAIN	
	QTY		YEARS	PART NO.	DESCRIPTION		
	8	Exhaust	67	V-1830	Std Only		VINTAGE; 1 groove; 1.6250" Head Dia., 0.3710" Stem Dia., 4.9180" O.A.L.
	8	Intake	67	V-1831	Std Only		VINTAGE; 1 groove; 2.0150" Head Dia., 0.3715" Stem Dia., 4.8990" O.A.L.
VALVE TRAIN	VALVE GUIDE					VALVE TRAIN	
	QTY		YEARS	PART NO.	DESCRIPTION		
	16	Guide	67	VG-5062	Std Only		0.3735" ID, 2.3800" O.A.L.
	VALVE TRAIN	VALVE SPRING					VALVE TRAIN
QTY			YEARS	PART NO.	DESCRIPTION		
16		Spring	67	VS-703	Std Only	2.0560" Free Height	
16		Spring, Bulk	67	VS-703B	Std Only	Carton of 250; 2.0560" Free Height	
VALVE TRAIN	VALVE SEAL					VALVE TRAIN	
	QTY		YEARS	PART NO.	DESCRIPTION		
	16	Valve Stem Seal	67	ST-2002	Std Only		Installation requires valve guide machining; (PLY) Polyacrylate
	16	Valve Stem Seal Bulk	67	ST-2002BC	Std Only		Positive type; Installation requires valve guide machining; Carton of 100; (PLY) Polyacrylate
VALVE TRAIN	VALVE SEAT					VALVE TRAIN	
	QTY		YEARS	PART NO.	DESCRIPTION		
	8	Seat	67	245-1687-2	Std Only		Loc. Exh.; 1.6925" OD, 1.4375" ID, 0.2160" Depth
	8	Seat	67	245-1687-2N	Std Only		Loc. Exh.; Premium Material; 1.6925" OD, 1.4375" ID, 0.2160" Depth
8	Seat	67	245-2000-1	Std Only	Loc. Int.; 2.0055" OD, 1.7500" ID, 0.2160" Depth		
VALVE TRAIN	VALVE, MISC					VALVE TRAIN	
	QTY		YEARS	PART NO.	DESCRIPTION		
	32	Keeper	67	VK-138A	Std Only		1 groove; Square cut key groove; Carton pack 24
32	Keeper	67	VK-138	Std Only	1 groove; Square cut key groove; Carton pack 32		

(continued on next page)

American Motors Car (Incl. AMC, Hudson, Nash, Rambler)

61 343 5.6L (5585cc) OHV V8 (16 Valve), 4.08" Bore (AMC Eng.), 4 Bbl. "VIN K" 1967

(cont.)

	QTY	VALVE, MISC (cont.)	YEARS	PART NO.	DESCRIPTION	
BLOCK	32	Keeper	67	VK-138R Std Only	1 groove; Square cut key groove; Hardened	BLOCK
	32	Keeper, Bulk	67	VK-138B Std Only	1 groove; Square cut key groove; Carton of 1000	
	16	Spring Insert	67	259-103C Std Only	.015"; ID 1.030"; Carton of 100	
	16	Spring Insert	67	259-103B Std Only	.030"; ID 1.030"; Carton of 100	
	16	Spring Insert	67	259-103BRS Std Only	.030"; ID 1.030"; Carton of 500	
	16	Spring Insert	67	259-103A Std Only	.060"; ID 1.030"; Carton of 100	
	16	Spring Insert	67	259-103ARS Std Only	.060"; ID 1.030"; Carton of 500	
BLOCK	QTY	RINGS	YEARS	PART NO.	DESCRIPTION	BLOCK
	1	Premium Set	67	E-301K Std-20-30-40-60	2-5/64, 1-3/16; Premium Moly	
	1	Standard Set	67	E-301X Std-20-30-40-60	2-5/64, 1-3/16; Iron	
	QTY	ENGINE BEARINGS	YEARS	PART NO.	DESCRIPTION	
	1	Main Set	67	5037M Std-1-10-20-30		
	1	Main Set	67	7450M 20 20	.10MM O/S length flange brg.	
	1	Rod Set	67	8-3310CPA Std-10-20-30-40		
	8	Rod Pair	67	3310CPA Std-1-2-10-20-30-40-50-60		
	1	Cam Set	67	1401M Std Only		
	QTY	OIL PUMP	YEARS	PART NO.	DESCRIPTION	
	1	Pump Repair Kit	67	224-51285		
	1	Screen Assy.	67	224-14161		
QTY	GASKETS	YEARS	PART NO.	DESCRIPTION		
1	Kit Gasket Set	67	260-1151	Int. manifold gskt. not incl.; Premium valve stem seals incl.		
1	Valley Pan Gasket Set	67	260-4008			
QTY	FREEZE PLUGS	YEARS	PART NO.	DESCRIPTION		
1	Brass Block Plug Kit	67	381-8001			
1	Brass Deep Cup Freeze Plug	67	381-9002	1.500" Diameter, 0.375" Height		
1	Steel Deep Cup Freeze Plug	67	381-3084	2.141" Diameter		
KITS	RE-RING KIT					
	YEARS	DESCRIPTION			RE-RING KIT NO.	ECONOMY KIT NO.
	67	Int. manifold gskt. not incl.; Premium valve stem seals incl.	Re-ring		205-715	205-215
	67	Int. manifold gskt. not incl.; Premium valve stem seals incl.	Re-ring w/Mains		205-715M	205-215M

62 343 5.6L (5585cc) OHV V8 (16 Valve), 4.08" Bore (AMC Eng.), 4 Bbl. "VIN Q" 1967

	QTY	TIMING	YEARS	PART NO.	DESCRIPTION	
VALVE TRAIN	1	3 Piece Set	67	KT3-349S	5/8" wide sprocket teeth; (1) 222-349; (1) 223-281; (1) 223-412	VALVE TRAIN
	1	Timing Chain	67	222-349	5/8" wide; 62 Links	
	1	Crank Sprocket	67	223-281	Use w/5/8" wide chain; 23 Teeth	
	QTY	CAMSHAFT/LIFTER	YEARS	PART NO.	DESCRIPTION	
	1	Camshaft	67	CS-646	Hydraulic, (050) Duration at .050 Lobe Lift, 196 Exh., 196 Int., 110 Degrees Lobe Separation	
	1	Performance Cam	67	CS-1026R	Pro-2000 Perf. Cam; 0.472" Exh. Valve Lift, 0.448" Int. Valve Lift, Hydraulic, (050) Duration at .050 Lobe Lift, 214 Exh., 204 Int., 110 Degrees Lobe Separation	
	1	Prelube		55-403 Std Only	1.5 oz. packet	
	1	Prelube		55-400 Std Only	4 oz. bottle; 1.5 oz. packet No. 55-403 also avail.	
	16	Lifter	67	HT-2011 Std Only	Hyd.; w/2 grooves	
	16	Lifter	67	HT-2011R Std Only	Speed-Pro Hi-Revolution Hyd.	
	16	Lifter, Bulk	67	HT-2011B Std Only	Hyd.; w/2 grooves; Carton of 117	
	QTY	CAM KIT	YEARS	PART NO.	DESCRIPTION	
1	Cam/Lifter Kit	67	KC-646	Hyd.; (1) 55-403B; (1) CS-646; (16) HT-2011		
1	Cam/Lifter Kit	67	KC-1026R	Hyd.; Pro-2000 Perf. Cam; Duration at .050", 204 Int., 214 Exh.; Valve lift .448" Int., .472" Exh.; Lobe Separation 110 Degrees; (1) 55-403B; (1) CS-1026R; (16) HT-2011		
QTY	VALVE	YEARS	PART NO.	DESCRIPTION		
8	Exhaust	67	V-1830 Std Only	VINTAGE; 1 groove; 1.6250" Head Dia., 0.3710" Stem Dia., 4.9180" O.A.L.		
8	Intake	67	V-1831 Std Only	VINTAGE; 1 groove; 2.0150" Head Dia., 0.3715" Stem Dia., 4.8990" O.A.L.		
QTY	VALVE GUIDE	YEARS	PART NO.	DESCRIPTION		
16	Guide	67	VG-5062 Std Only	0.3735" ID, 2.3800" O.A.L.		
QTY	VALVE SPRING	YEARS	PART NO.	DESCRIPTION		
16	Spring	67	VS-703 Std Only	2.0560" Free Height		
16	Spring, Bulk	67	VS-703B Std Only	Carton of 250; 2.0560" Free Height		

(continued on next page)

American Motors Car (Incl. AMC, Hudson, Nash, Rambler)

343 5.6L (5585cc) OHV V8 (16 Valve), 4.08" Bore (AMC Eng.), 4 Bbl. "VIN Q" 1967 62
(cont.)

VALVE TRAIN	QTY	VALVE SEAL	YEARS	PART NO.	DESCRIPTION	VALVE TRAIN	
	16	Valve Stem Seal	67	ST-2002 Std Only	Installation requires valve guide machining; (PLY) Polyacrylate		
	16	Valve Stem Seal Bulk	67	ST-2002BC Std Only	Positive type; Installation requires valve guide machining; Carton of 100; (PLY) Polyacrylate		
VALVE TRAIN	QTY	VALVE SEAT	YEARS	PART NO.	DESCRIPTION	VALVE TRAIN	
	8	Seat	67	245-1687-2 Std Only	Loc. Exh.; 1.6925" OD, 1.4375" ID, 0.2160" Depth		
	8	Seat	67	245-1687-2N Std Only	Loc. Exh.; Premium Material; 1.6925" OD, 1.4375" ID, 0.2160" Depth		
	8	Seat	67	245-2000-1 Std Only	Loc. Int.; 2.0055" OD, 1.7500" ID, 0.2160" Depth		
VALVE TRAIN	QTY	VALVE, MISC	YEARS	PART NO.	DESCRIPTION	VALVE TRAIN	
	32	Keeper	67	VK-138A Std Only	1 groove; Square cut key groove; Carton pack 24		
	32	Keeper	67	VK-138 Std Only	1 groove; Square cut key groove; Carton pack 32		
	32	Keeper	67	VK-138R Std Only	1 groove; Square cut key groove; Hardened		
	32	Keeper, Bulk	67	VK-138B Std Only	1 groove; Square cut key groove; Carton of 1000		
	16	Spring Insert	67	259-103C Std Only	.015"; ID 1.030"; Carton of 100		
	16	Spring Insert	67	259-103B Std Only	.030"; ID 1.030"; Carton of 100		
	16	Spring Insert	67	259-103BRS Std Only	.030"; ID 1.030"; Carton of 500		
	16	Spring Insert	67	259-103A Std Only	.060"; ID 1.030"; Carton of 100		
	16	Spring Insert	67	259-103ARS Std Only	.060"; ID 1.030"; Carton of 500		
BLOCK	QTY	RINGS	YEARS	PART NO.	DESCRIPTION	BLOCK	
	1	Premium Set	67	E-301K Std-20-30-40-60	2-5/64, 1-3/16; Premium Moly		
	1	Standard Set	67	E-301X Std-20-30-40-60	2-5/64, 1-3/16; Iron		
BLOCK	QTY	ENGINE BEARINGS	YEARS	PART NO.	DESCRIPTION	BLOCK	
	1	Main Set	67	5037M Std-1-10-20-30			
	1	Main Set	67	7450M 20 20	.10MM O/S length flange brg.		
	1	Rod Set	67	8-3310CPA Std-10-20-30-40			
	8	Rod Pair	67	3310CPA Std-1-2-10-20-30-40-50-60			
	1	Cam Set	67	1401M Std Only			
BLOCK	QTY	OIL PUMP	YEARS	PART NO.	DESCRIPTION	BLOCK	
	1	Pump Repair Kit	67	224-51285			
	1	Screen Assy.	67	224-14161			
BLOCK	QTY	GASKETS	YEARS	PART NO.	DESCRIPTION	BLOCK	
	1	Kit Gasket Set	67	260-1151	Int. manifold gskt. not incl.; Premium valve stem seals incl.		
	1	Valley Pan Gasket Set	67	260-4008			
BLOCK	QTY	FREEZE PLUGS	YEARS	PART NO.	DESCRIPTION	BLOCK	
	1	Brass Block Plug Kit	67	381-8001			
	1	Brass Deep Cup Freeze Plug	67	381-9002	1.500" Diameter, 0.375" Height		
	1	Steel Deep Cup Freeze Plug	67	381-3084	2.141" Diameter		
KITS	RE-RING KIT				<i>PREMIUM KIT NO.</i>	<i>ECONOMY KIT NO.</i>	KITS
	67	Int. manifold gskt. not incl.; Premium valve stem seals incl.		Re-ring	205-715	205-215	
	67	Int. manifold gskt. not incl.; Premium valve stem seals incl.		Re-ring w/Mains	205-715M	205-215M	

343 5.6L (5585cc) OHV V8 (16 Valve), 4.08" Bore (AMC Eng.), 2 Bbl. "VIN R" 1967 63

VALVE TRAIN	QTY	TIMING	YEARS	PART NO.	DESCRIPTION	VALVE TRAIN
	1	3 Piece Set	67	KT3-349S	5/8" wide sprocket teeth; (1) 222-349; (1) 223-281; (1) 223-412	
	1	Timing Chain	67	222-349	5/8" wide; 62 Links	
	1	Crank Sprocket	67	223-281	Use w/5/8" wide chain; 23 Teeth	
VALVE TRAIN	QTY	CAMSHAFT/LIFTER	YEARS	PART NO.	DESCRIPTION	VALVE TRAIN
	1	Camshaft	67	CS-646	Hydraulic, (050) Duration at .050 Lobe Lift, 196 Exh., 196 Int., 110 Degrees Lobe Separation	
	1	Performance Cam	67	CS-1026R	Pro-2000 Perf. Cam; 0.472" Exh. Valve Lift, 0.448" Int. Valve Lift, Hydraulic, (050) Duration at .050 Lobe Lift, 214 Exh., 204 Int., 110 Degrees Lobe Separation	
	1	Prelube		55-403 Std Only	1.5 oz. packet	
	1	Prelube		55-400 Std Only	4 oz. bottle; 1.5 oz. packet No. 55-403 also avail.	
	16	Lifter	67	HT-2011 Std Only	Hyd.; w/2 grooves	
	16	Lifter	67	HT-2011R Std Only	Speed-Pro Hi-Revolution Hyd.	
	16	Lifter, Bulk	67	HT-2011B Std Only	Hyd.; w/2 grooves; Carton of 117	
VALVE TRAIN	QTY	CAM KIT	YEARS	PART NO.	DESCRIPTION	VALVE TRAIN
	1	Cam/Lifter Kit	67	KC-646	Hyd.; (1) 55-403B; (1) CS-646; (16) HT-2011	

(continued on next page)

American Motors Car (Incl. AMC, Hudson, Nash, Rambler)

63 343 5.6L (5585cc) OHV V8 (16 Valve), 4.08" Bore (AMC Eng.), 2 Bbl. "VIN R" 1967
(cont.)

	QTY	CAM KIT (cont.) Cam/Lifter Kit	YEARS 67	PART NO. KC-1026R	DESCRIPTION Hyd.; Pro-2000 Perf. Cam; Duration at .050", 204 Int., 214 Exh.; Valve lift .448" Int., .472" Exh.; Lobe Separation 110 Degrees; (1) 55-403B; (1) CS-1026R; (16) HT-2011
VALVE TRAIN	8	VALVE Exhaust	67	V-1830 Std Only	DESCRIPTION VINTAGE; 1 groove; 1.6250" Head Dia., 0.3710" Stem Dia., 4.9180" O.A.L.
	8	Intake	67	V-1831 Std Only	VINTAGE; 1 groove; 2.0150" Head Dia., 0.3715" Stem Dia., 4.8990" O.A.L.
	16	VALVE GUIDE Guide	67	VG-5062 Std Only	DESCRIPTION 0.3735" ID, 2.3800" O.A.L
	16	VALVE SPRING Spring	67	VS-703 Std Only	DESCRIPTION 2.0560" Free Height
	16	Spring, Bulk	67	VS-703B Std Only	Carton of 250; 2.0560" Free Height
	16	VALVE SEAL Valve Stem Seal	67	ST-2002 Std Only	DESCRIPTION Installation requires valve guide machining; (PLY) Polyacrylate
	16	Valve Stem Seal Bulk	67	ST-2002BC Std Only	Positive type; Installation requires valve guide machining; Carton of 100; (PLY) Polyacrylate
	8	VALVE SEAT Seat	67	245-1687-2 Std Only	DESCRIPTION Loc. Exh.; 1.6925" OD, 1.4375" ID, 0.2160" Depth
	8	Seat	67	245-1687-2N Std Only	Loc. Exh.; Premium Material; 1.6925" OD, 1.4375" ID, 0.2160" Depth
	8	Seat	67	245-2000-1 Std Only	Loc. Int.; 2.0055" OD, 1.7500" ID, 0.2160" Depth
	32	VALVE, MISC Keeper	67	VK-138A Std Only	DESCRIPTION 1 groove; Square cut key groove; Carton pack 24
	32	Keeper	67	VK-138 Std Only	1 groove; Square cut key groove; Carton pack 32
	32	Keeper	67	VK-138R Std Only	1 groove; Square cut key groove; Hardened
	32	Keeper, Bulk	67	VK-138B Std Only	1 groove; Square cut key groove; Carton of 1000
	16	Spring Insert	67	259-103C Std Only	.015"; ID 1.030"; Carton of 100
	16	Spring Insert	67	259-103B Std Only	.030"; ID 1.030"; Carton of 100
16	Spring Insert	67	259-103BRS Std Only	.030"; ID 1.030"; Carton of 500	
16	Spring Insert	67	259-103A Std Only	.060"; ID 1.030"; Carton of 100	
16	Spring Insert	67	259-103ARS Std Only	.060"; ID 1.030"; Carton of 500	
BLOCK	1	RINGS Premium Set	67	E-301K Std-20-30-40-60	DESCRIPTION 2-5/64, 1-3/16; Premium Moly
	1	Standard Set	67	E-301X Std-20-30-40-60	2-5/64, 1-3/16; Iron
	1	ENGINE BEARINGS Main Set	67	5037M Std-1-10-20-30	DESCRIPTION
	1	Main Set	67	7450M 20 20	.10MM O/S length flange brg.
	1	Rod Set	67	8-3310CPA Std-10-20-30-40	
	8	Rod Pair	67	3310CPA Std-1-2-10-20-30-40-50-60	
	1	Cam Set	67	1401M Std Only	
	1	OIL PUMP Pump Repair Kit	67	224-51285	DESCRIPTION
	1	Screen Assy.	67	224-14161	
	1	GASKETS Kit Gasket Set	67	260-1151	DESCRIPTION Int. manifold gskt. not incl.; Premium valve stem seals incl.
	1	Valley Pan Gasket Set	67	260-4008	
KITS	1	FREEZE PLUGS Brass Block Plug Kit	67	381-8001	DESCRIPTION 1.500" Diameter, 0.375" Height
	1	Brass Deep Cup Freeze Plug	67	381-9002	2.141" Diameter
	1	Steel Deep Cup Freeze Plug	67	381-3084	
	67	RE-RING KIT YEARS DESCRIPTION			PREMIUM KIT NO. 205-715 ECONOMY KIT NO. 205-215
67	Int. manifold gskt. not incl.; Premium valve stem seals incl.	Re-ring		205-715M 205-215M	
67	Int. manifold gskt. not incl.; Premium valve stem seals incl.	Re-ring w/Mains			

64 343 5.6L (5585cc) OHV V8 (16 Valve), 4.08" Bore (AMC Eng.), 2 Bbl. "VIN S" 1969-1968

	QTY	TIMING	YEARS	PART NO.	DESCRIPTION
	1	3 Piece Set	69-68	KT3-349S	5/8" wide sprocket teeth; (1) 222-349; (1) 223-281; (1) 223-412
	1	Timing Chain	69-68	222-349	5/8" wide; 62 Links
	1	Crank Sprocket	69-68	223-281	Use w/5/8" wide chain; 23 Teeth

(continued on next page)

American Motors Car (Incl. AMC, Hudson, Nash, Rambler)

343 5.6L (5585cc) OHV V8 (16 Valve), 4.08" Bore (AMC Eng.), 2 Bbl. "VIN S" 1969-1968 **64
(cont.)**

QTY	CAMSHAFT/LIFTER	YEARS	PART NO.	DESCRIPTION
1	Camshaft	69-68	CS-646	Hydraulic, (050) Duration at .050 Lobe Lift, 196 Exh., 196 Int., 110 Degrees Lobe Separation
1	Performance Cam	69-68	CS-1026R	Pro-2000 Perf. Cam; 0.472" Exh. Valve Lift, 0.448" Int. Valve Lift, Hydraulic, (050) Duration at .050 Lobe Lift, 214 Exh., 204 Int., 110 Degrees Lobe Separation
1	Prelube		55-403 Std Only	1.5 oz. packet
1	Prelube		55-400 Std Only	4 oz. bottle; 1.5 oz. packet No. 55-403 also avail.
16	Lifter	69-68	HT-2011 Std Only	Hyd.; w/2 grooves
16	Lifter	69-68	HT-2011R Std Only	Speed-Pro Hi-Revolution Hyd.
16	Lifter, Bulk	69-68	HT-2011B Std Only	Hyd.; w/2 grooves; Carton of 117
QTY	CAM KIT	YEARS	PART NO.	DESCRIPTION
1	Cam/Lifter Kit	69-68	KC-646	Hyd.; (1) 55-403B; (1) CS-646; (16) HT-2011
1	Cam/Lifter Kit	69-68	KC-1026R	Hyd.; Pro-2000 Perf. Cam; Duration at .050", 204 Int., 214 Exh.; Valve lift .448" Int., .472" Exh.; Lobe Separation 110 Degrees; (1) 55-403B; (1) CS-1026R; (16) HT-2011
QTY	VALVE	YEARS	PART NO.	DESCRIPTION
8	Exhaust	69-68	V-1830 Std Only	VINTAGE; 1 groove; 1.6250" Head Dia., 0.3710" Stem Dia., 4.9180" O.A.L.
8	Intake	69-68	V-1831 Std Only	VINTAGE; 1 groove; 2.0150" Head Dia., 0.3715" Stem Dia., 4.8990" O.A.L.
QTY	VALVE GUIDE	YEARS	PART NO.	DESCRIPTION
16	Guide	69-68	VG-5062 Std Only	0.3735" ID, 2.3800" O.A.L.
QTY	VALVE SPRING	YEARS	PART NO.	DESCRIPTION
16	Spring	69-68	VS-703 Std Only	2.0560" Free Height
16	Spring, Bulk	69-68	VS-703B Std Only	Carton of 250; 2.0560" Free Height
QTY	VALVE SEAL	YEARS	PART NO.	DESCRIPTION
16	Valve Stem Seal	69-68	ST-2002 Std Only	Installation requires valve guide machining; (PLY) Polyacrylate
16	Valve Stem Seal Bulk	69-68	ST-2002BC Std Only	Positive type; Installation requires valve guide machining; Carton of 100; (PLY) Polyacrylate
QTY	VALVE SEAT	YEARS	PART NO.	DESCRIPTION
8	Seat	69-68	245-1687-2 Std Only	Loc. Exh.; 1.6925" OD, 1.4375" ID, 0.2160" Depth
8	Seat	69-68	245-1687-2N Std Only	Loc. Exh.; Premium Material; 1.6925" OD, 1.4375" ID, 0.2160" Depth
8	Seat	69-68	245-2000-1 Std Only	Loc. Int.; 2.0055" OD, 1.7500" ID, 0.2160" Depth
QTY	VALVE, MISC	YEARS	PART NO.	DESCRIPTION
32	Keeper	69-68	VK-138A Std Only	1 groove; Square cut key groove; Carton pack 24
32	Keeper	69-68	VK-138 Std Only	1 groove; Square cut key groove; Carton pack 32
32	Keeper	69-68	VK-138R Std Only	1 groove; Square cut key groove; Hardened
32	Keeper, Bulk	69-68	VK-138B Std Only	1 groove; Square cut key groove; Carton of 1000
16	Spring Insert	69-68	259-103C Std Only	.015"; ID 1.030"; Carton of 100
16	Spring Insert	69-68	259-103B Std Only	.030"; ID 1.030"; Carton of 100
16	Spring Insert	69-68	259-103BRS Std Only	.030"; ID 1.030"; Carton of 500
16	Spring Insert	69-68	259-103A Std Only	.060"; ID 1.030"; Carton of 100
16	Spring Insert	69-68	259-103ARS Std Only	.060"; ID 1.030"; Carton of 500
QTY	RINGS	YEARS	PART NO.	DESCRIPTION
1	Premium Set	69-68	E-301K Std-20-30-40-60	2-5/64, 1-3/16; Premium Moly
1	Standard Set	69-68	E-301X Std-20-30-40-60	2-5/64, 1-3/16; Iron
QTY	ENGINE BEARINGS	YEARS	PART NO.	DESCRIPTION
1	Main Set	69-68	5037M Std-1-10-20-30	
1	Main Set	69-68	7450M 20 20	.10MM O/S length flange brg.
1	Rod Set	69-68	8-3310CPA Std-10-20-30-40	
8	Rod Pair	69-68	3310CPA Std-1-2-10-20-30-40-50-60	
1	Cam Set	69-68	1401M Std Only	
QTY	OIL PUMP	YEARS	PART NO.	DESCRIPTION
1	Pump Repair Kit	69-68	224-51285	
1	Screen Assy.	69-68	224-14161	
QTY	GASKETS	YEARS	PART NO.	DESCRIPTION
1	Kit Gasket Set	69-68	260-1151	Int. manifold gskt. not incl.; Premium valve stem seals incl.
1	Valley Pan Gasket Set	69-68	260-4008	
QTY	FREEZE PLUGS	YEARS	PART NO.	DESCRIPTION
1	Brass Block Plug Kit	69-68	381-8001	
1	Brass Deep Cup Freeze Plug	69-68	381-9002	1.500" Diameter, 0.375" Height
1	Steel Deep Cup Freeze Plug	69-68	381-3084	2.141" Diameter

(continued on next page)

American Motors Car (Incl. AMC, Hudson, Nash, Rambler)

64 343 5.6L (5585cc) OHV V8 (16 Valve), 4.08" Bore (AMC Eng.), 2 Bbl. "VIN S" 1969-1968
(cont.)

K I T S	RE-RING KIT			PREMIUM KIT NO.	ECONOMY KIT NO.	K I T S
	YEARS	DESCRIPTION				
	69-68	Int. manifold gskt. not incl.; Premium valve stem seals incl.	Re-ring	205-715	205-215	
	69-68	Int. manifold gskt. not incl.; Premium valve stem seals incl.	Re-ring w/Mains	205-715M	205-215M	

65 343 5.6L (5585cc) OHV V8 (16 Valve), 4.08" Bore (AMC Eng.), 4 Bbl. "VIN T" 1969-1968

V A L V E T R A I N	QTY	TIMING	YEARS	PART NO.	DESCRIPTION	V A L V E T R A I N
	1	3 Piece Set	69-68	KT3-349S	5/8" wide sprocket teeth; (1) 222-349; (1) 223-281; (1) 223-412	
	1	Timing Chain	69-68	222-349	5/8" wide; 62 Links	
	1	Crank Sprocket	69-68	223-281	Use w/5/8" wide chain; 23 Teeth	
V A L V E T R A I N	QTY	CAMSHAFT/LIFTER	YEARS	PART NO.	DESCRIPTION	V A L V E T R A I N
	1	Camshaft	69-68	CS-646	Hydraulic, (050) Duration at .050 Lobe Lift, 196 Exh., 196 Int., 110 Degrees Lobe Separation	
	1	Performance Cam	69-68	CS-1026R	Pro-2000 Perf. Cam; 0.472" Exh. Valve Lift, 0.448" Int. Valve Lift, Hydraulic, (050) Duration at .050 Lobe Lift, 214 Exh., 204 Int., 110 Degrees Lobe Separation	
	1	Prelube		55-403 Std Only	1.5 oz. packet	
	1	Prelube		55-400 Std Only	4 oz. bottle; 1.5 oz. packet No. 55-403 also avail.	
	16	Lifter	69-68	HT-2011 Std Only	Hyd.; w/2 grooves	
	16	Lifter	69-68	HT-2011R Std Only	Speed-Pro Hi-Revolution Hyd.	
	16	Lifter, Bulk	69-68	HT-2011B Std Only	Hyd.; w/2 grooves; Carton of 117	
V A L V E T R A I N	QTY	CAM KIT	YEARS	PART NO.	DESCRIPTION	V A L V E T R A I N
	1	Cam/Lifter Kit	69-68	KC-646	Hyd.; (1) 55-403B; (1) CS-646; (16) HT-2011	
	1	Cam/Lifter Kit	69-68	KC-1026R	Hyd.; Pro-2000 Perf. Cam; Duration at .050", 204 Int., 214 Exh.; Valve lift .448" Int., .472" Exh.; Lobe Separation 110 Degrees; (1) 55-403B; (1) CS-1026R; (16) HT-2011	
V A L V E T R A I N	QTY	VALVE	YEARS	PART NO.	DESCRIPTION	V A L V E T R A I N
	8	Exhaust	69-68	V-1830 Std Only	VINTAGE; 1 groove; 1.6250" Head Dia., 0.3710" Stem Dia., 4.9180" O.A.L.	
	8	Intake	69-68	V-1831 Std Only	VINTAGE; 1 groove; 2.0150" Head Dia., 0.3715" Stem Dia., 4.8990" O.A.L.	
V A L V E T R A I N	QTY	VALVE GUIDE	YEARS	PART NO.	DESCRIPTION	V A L V E T R A I N
	16	Guide	69-68	VG-5062 Std Only	0.3735" ID, 2.3800" O.A.L	
V A L V E T R A I N	QTY	VALVE SPRING	YEARS	PART NO.	DESCRIPTION	V A L V E T R A I N
	16	Spring	69-68	VS-703 Std Only	2.0560" Free Height	
	16	Spring, Bulk	69-68	VS-703B Std Only	Carton of 250; 2.0560" Free Height	
V A L V E T R A I N	QTY	VALVE SEAL	YEARS	PART NO.	DESCRIPTION	V A L V E T R A I N
	16	Valve Stem Seal	69-68	ST-2002 Std Only	Installation requires valve guide machining; (PLY) Polyacrylate	
	16	Valve Stem Seal Bulk	69-68	ST-2002BC Std Only	Positive type; Installation requires valve guide machining; Carton of 100; (PLY) Polyacrylate	
V A L V E T R A I N	QTY	VALVE SEAT	YEARS	PART NO.	DESCRIPTION	V A L V E T R A I N
	8	Seat	69-68	245-1687-2 Std Only	Loc. Exh.; 1.6925" OD, 1.4375" ID, 0.2160" Depth	
	8	Seat	69-68	245-1687-2N Std Only	Loc. Exh.; Premium Material; 1.6925" OD, 1.4375" ID, 0.2160" Depth	
	8	Seat	69-68	245-2000-1 Std Only	Loc. Int.; 2.0055" OD, 1.7500" ID, 0.2160" Depth	
V A L V E T R A I N	QTY	VALVE, MISC	YEARS	PART NO.	DESCRIPTION	V A L V E T R A I N
	32	Keeper	69-68	VK-138A Std Only	1 groove; Square cut key groove; Carton pack 24	
	32	Keeper	69-68	VK-138 Std Only	1 groove; Square cut key groove; Carton pack 32	
	32	Keeper	69-68	VK-138R Std Only	1 groove; Square cut key groove; Hardened	
	32	Keeper, Bulk	69-68	VK-138B Std Only	1 groove; Square cut key groove; Carton of 1000	
	16	Spring Insert	69-68	259-103C Std Only	.015"; ID 1.030"; Carton of 100	
	16	Spring Insert	69-68	259-103B Std Only	.030"; ID 1.030"; Carton of 100	
	16	Spring Insert	69-68	259-103BRS Std Only	.030"; ID 1.030"; Carton of 500	
	16	Spring Insert	69-68	259-103A Std Only	.060"; ID 1.030"; Carton of 100	
	16	Spring Insert	69-68	259-103ARS Std Only	.060"; ID 1.030"; Carton of 500	
B L O C K	QTY	RINGS	YEARS	PART NO.	DESCRIPTION	B L O C K
	1	Premium Set	69-68	E-301K Std-20-30-40-60	2-5/64, 1-3/16; Premium Moly	
	1	Standard Set	69-68	E-301X Std-20-30-40-60	2-5/64, 1-3/16; Iron	
B L O C K	QTY	ENGINE BEARINGS	YEARS	PART NO.	DESCRIPTION	B L O C K
	1	Main Set	69-68	5037M Std-1-10-20-30		
	1	Main Set	69-68	7450M 20 20	.10MM O/S length flange brg.	
	1	Rod Set	69-68	8-3310CPA Std-10-20-30-40		
	8	Rod Pair	69-68	3310CPA Std-1-2-10-20-30-40-50-60		

(continued on next page)

American Motors Car (Incl. AMC, Hudson, Nash, Rambler)

343 5.6L (5585cc) OHV V8 (16 Valve), 4.08" Bore (AMC Eng.), 4 Bbl. "VIN T" 1969-1968 65
(cont.)

BLOCK	QTY	ENGINE BEARINGS	YEARS	PART NO.	DESCRIPTION	BLOCK
	1	Cam Set	69-68	1401M Std Only		
	QTY	OIL PUMP	YEARS	PART NO.	DESCRIPTION	
	1	Pump Repair Kit	69-68	224-51285		
	1	Screen Assy.	69-68	224-14161		
QTY	GASKETS	YEARS	PART NO.	DESCRIPTION		
1	Kit Gasket Set	69-68	260-1151	Int. manifold gskt. not incl.; Premium valve stem seals incl.		
1	Valley Pan Gasket Set	69-68	260-4008			
QTY	FREEZE PLUGS	YEARS	PART NO.	DESCRIPTION		
1	Brass Block Plug Kit	69-68	381-8001			
1	Brass Deep Cup Freeze Plug	69-68	381-9002	1.500" Diameter, 0.375" Height		
1	Steel Deep Cup Freeze Plug	69-68	381-3084	2.141" Diameter		

KITS	RE-RING KIT				PREMIUM	ECONOMY	KITS
	YEARS	DESCRIPTION			KIT NO.	KIT NO.	
	69-68	Int. manifold gskt. not incl.; Premium valve stem seals incl.	Re-ring		205-715	205-215	
69-68	Int. manifold gskt. not incl.; Premium valve stem seals incl.	Re-ring w/Mains		205-715M	205-215M		

343 5.6L (5585cc) OHV V8 (16 Valve), 4.08" Bore (AMC Eng.), 2 Bbl. "VIN V" 1967 66

VALVE TRAIN	QTY	TIMING	YEARS	PART NO.	DESCRIPTION	VALVE TRAIN
	1	3 Piece Set	67	KT3-349S	5/8" wide sprocket teeth; (1) 222-349; (1) 223-281; (1) 223-412	
	1	Timing Chain	67	222-349	5/8" wide; 62 Links	
	1	Crank Sprocket	67	223-281	Use w/5/8" wide chain; 23 Teeth	
	QTY	CAMSHAFT/LIFTER	YEARS	PART NO.	DESCRIPTION	
	1	Camshaft	67	CS-646	Hydraulic, (050) Duration at .050 Lobe Lift, 196 Exh., 196 Int., 110 Degrees Lobe Separation	
	1	Performance Cam	67	CS-1026R	Pro-2000 Perf. Cam; 0.472" Exh. Valve Lift, 0.448" Int. Valve Lift, Hydraulic, (050) Duration at .050 Lobe Lift, 214 Exh., 204 Int., 110 Degrees Lobe Separation	
	1	Prelube		55-403 Std Only	1.5 oz. packet	
	1	Prelube		55-400 Std Only	4 oz. bottle; 1.5 oz. packet No. 55-403 also avail.	
	16	Lifter	67	HT-2011 Std Only	Hyd.; w/2 grooves	
16	Lifter	67	HT-2011R Std Only	Speed-Pro Hi-Revolution Hyd.		
16	Lifter, Bulk	67	HT-2011B Std Only	Hyd.; w/2 grooves; Carton of 117		
QTY	CAM KIT	YEARS	PART NO.	DESCRIPTION		
1	Cam/Lifter Kit	67	KC-646	Hyd.; (1) 55-403B; (1) CS-646; (16) HT-2011		
1	Cam/Lifter Kit	67	KC-1026R	Hyd.; Pro-2000 Perf. Cam; Duration at .050", 204 Int., 214 Exh.; Valve lift .448" Int., .472" Exh.; Lobe Separation 110 Degrees; (1) 55-403B; (1) CS-1026R; (16) HT-2011		
QTY	VALVE	YEARS	PART NO.	DESCRIPTION		
8	Exhaust	67	V-1830 Std Only	VINTAGE; 1 groove; 1.6250" Head Dia., 0.3710" Stem Dia., 4.9180" O.A.L.		
8	Intake	67	V-1831 Std Only	VINTAGE; 1 groove; 2.0150" Head Dia., 0.3715" Stem Dia., 4.8990" O.A.L.		
QTY	VALVE GUIDE	YEARS	PART NO.	DESCRIPTION		
16	Guide	67	VG-5062 Std Only	0.3735" ID, 2.3800" O.A.L.		
QTY	VALVE SPRING	YEARS	PART NO.	DESCRIPTION		
16	Spring	67	VS-703 Std Only	2.0560" Free Height		
16	Spring, Bulk	67	VS-703B Std Only	Carton of 250; 2.0560" Free Height		
QTY	VALVE SEAL	YEARS	PART NO.	DESCRIPTION		
16	Valve Stem Seal	67	ST-2002 Std Only	Installation requires valve guide machining; (PLY) Polyacrylate		
16	Valve Stem Seal Bulk	67	ST-2002BC Std Only	Positive type; Installation requires valve guide machining; Carton of 100; (PLY) Polyacrylate		
QTY	VALVE SEAT	YEARS	PART NO.	DESCRIPTION		
8	Seat	67	245-1687-2 Std Only	Loc. Exh.; 1.6925" OD, 1.4375" ID, 0.2160" Depth		
8	Seat	67	245-1687-2N Std Only	Loc. Exh.; Premium Material; 1.6925" OD, 1.4375" ID, 0.2160" Depth		
8	Seat	67	245-2000-1 Std Only	Loc. Int.; 2.0055" OD, 1.7500" ID, 0.2160" Depth		
QTY	VALVE, MISC	YEARS	PART NO.	DESCRIPTION		
32	Keeper	67	VK-138A Std Only	1 groove; Square cut key groove; Carton pack 24		
32	Keeper	67	VK-138 Std Only	1 groove; Square cut key groove; Carton pack 32		
32	Keeper	67	VK-138R Std Only	1 groove; Square cut key groove; Hardened		
32	Keeper, Bulk	67	VK-138B Std Only	1 groove; Square cut key groove; Carton of 1000		
16	Spring Insert	67	259-103C Std Only	.015"; ID 1.030"; Carton of 100		

(continued on next page)

American Motors Car (Incl. AMC, Hudson, Nash, Rambler)

66 343 5.6L (5585cc) OHV V8 (16 Valve), 4.08" Bore (AMC Eng.), 2 Bbl. "VIN V" 1967
(cont.)

	QTY	VALVE, MISC (cont.)	YEARS	PART NO.	DESCRIPTION
	16	Spring Insert	67	259-103B Std Only	.030"; ID 1.030"; Carton of 100
	16	Spring Insert	67	259-103BRS Std Only	.030"; ID 1.030"; Carton of 500
	16	Spring Insert	67	259-103A Std Only	.060"; ID 1.030"; Carton of 100
	16	Spring Insert	67	259-103ARS Std Only	.060"; ID 1.030"; Carton of 500
B L O C K	QTY	RINGS	YEARS	PART NO.	DESCRIPTION
	1	Premium Set	67	E-301K Std-20-30-40-60	2-5/64, 1-3/16; Premium Moly
	1	Standard Set	67	E-301X Std-20-30-40-60	2-5/64, 1-3/16; Iron
	QTY	ENGINE BEARINGS	YEARS	PART NO.	DESCRIPTION
	1	Main Set	67	5037M Std-1-10-20-30	
	1	Main Set	67	7450M 20 20	.10MM O/S length flange brg.
	1	Rod Set	67	8-3310CPA Std-10-20-30-40	
	8	Rod Pair	67	3310CPA Std-1-2-10-20-30-40-50-60	
	1	Cam Set	67	1401M Std Only	
	QTY	OIL PUMP	YEARS	PART NO.	DESCRIPTION
1	Pump Repair Kit	67	224-51285		
1	Screen Assy.	67	224-14161		
QTY	GASKETS	YEARS	PART NO.	DESCRIPTION	
1	Kit Gasket Set	67	260-1151	Int. manifold gskt. not incl.; Premium valve stem seals incl.	
1	Valley Pan Gasket Set	67	260-4008		
QTY	FREEZE PLUGS	YEARS	PART NO.	DESCRIPTION	
1	Brass Block Plug Kit	67	381-8001		
1	Brass Deep Cup Freeze Plug	67	381-9002	1.500" Diameter, 0.375" Height	
1	Steel Deep Cup Freeze Plug	67	381-3084	2.141" Diameter	
K I T S	RE-RING KIT				
	YEARS	DESCRIPTION		PREMIUM KIT NO.	ECONOMY KIT NO.
	67	Int. manifold gskt. not incl.; Premium valve stem seals incl.	Re-ring	205-715	205-215
67	Int. manifold gskt. not incl.; Premium valve stem seals incl.	Re-ring w/Mains	205-715M	205-215M	

67 343 5.6L (5585cc) OHV V8 (16 Valve), 4.08" Bore (AMC Eng.), 4 Bbl. "VIN W" 1967

	QTY	TIMING	YEARS	PART NO.	DESCRIPTION
	1	3 Piece Set	67	KT3-349S	5/8" wide sprocket teeth; (1) 222-349; (1) 223-281; (1) 223-412
	1	Timing Chain	67	222-349	5/8" wide; 62 Links
	1	Crank Sprocket	67	223-281	Use w/5/8" wide chain; 23 Teeth
V A L V E T R A I N	QTY	CAMSHAFT/LIFTER	YEARS	PART NO.	DESCRIPTION
	1	Camshaft	67	CS-646	Hydraulic, (050) Duration at .050 Lobe Lift, 196 Exh., 196 Int., 110 Degrees Lobe Separation
	1	Performance Cam	67	CS-1026R	Pro-2000 Perf. Cam; 0.472" Exh. Valve Lift, 0.448" Int. Valve Lift, Hydraulic, (050) Duration at .050 Lobe Lift, 214 Exh., 204 Int., 110 Degrees Lobe Separation
	1	Prelube		55-403 Std Only	1.5 oz. packet
	1	Prelube		55-400 Std Only	4 oz. bottle; 1.5 oz. packet No. 55-403 also avail.
	16	Lifter	67	HT-2011 Std Only	Hyd.; w/2 grooves
	16	Lifter	67	HT-2011R Std Only	Speed-Pro Hi-Revolution Hyd.
	16	Lifter, Bulk	67	HT-2011B Std Only	Hyd.; w/2 grooves; Carton of 117
	QTY	CAM KIT	YEARS	PART NO.	DESCRIPTION
	1	Cam/Lifter Kit	67	KC-646	Hyd.; (1) 55-403B; (1) CS-646; (16) HT-2011
1	Cam/Lifter Kit	67	KC-1026R	Hyd.; Pro-2000 Perf. Cam; Duration at .050", 204 Int., 214 Exh.; Valve lift .448" Int., .472" Exh.; Lobe Separation 110 Degrees; (1) 55-403B; (1) CS-1026R; (16) HT-2011	
QTY	VALVE	YEARS	PART NO.	DESCRIPTION	
8	Exhaust	67	V-1830 Std Only	VINTAGE; 1 groove; 1.6250" Head Dia., 0.3710" Stem Dia., 4.9180" O.A.L.	
8	Intake	67	V-1831 Std Only	VINTAGE; 1 groove; 2.0150" Head Dia., 0.3715" Stem Dia., 4.8990" O.A.L.	
QTY	VALVE GUIDE	YEARS	PART NO.	DESCRIPTION	
16	Guide	67	VG-5062 Std Only	0.3735" ID, 2.3800" O.A.L	
QTY	VALVE SPRING	YEARS	PART NO.	DESCRIPTION	
16	Spring	67	VS-703 Std Only	2.0560" Free Height	
16	Spring, Bulk	67	VS-703B Std Only	Carton of 250; 2.0560" Free Height	
QTY	VALVE SEAL	YEARS	PART NO.	DESCRIPTION	
16	Valve Stem Seal	67	ST-2002 Std Only	Installation requires valve guide machining; (PLY) Polyacrylate	

(continued on next page)

American Motors Car (Incl. AMC, Hudson, Nash, Rambler)

343 5.6L (5585cc) OHV V8 (16 Valve), 4.08" Bore (AMC Eng.), 4 Bbl. "VIN W" 1967 67
(cont.)

VALVE TRAIN	QTY	VALVE SEAL (cont.)	YEARS	PART NO.	DESCRIPTION	VALVE TRAIN
	16	Valve Stem Seal Bulk	67	ST-2002BC Std Only	Positive type; Installation requires valve guide machining; Carton of 100; (PLY) Polyacrylate	
	8	Seat	67	245-1687-2 Std Only	Loc. Exh.; 1.6925" OD, 1.4375" ID, 0.2160" Depth	
	8	Seat	67	245-1687-2N Std Only	Loc. Exh.; Premium Material; 1.6925" OD, 1.4375" ID, 0.2160" Depth	
	8	Seat	67	245-2000-1 Std Only	Loc. Int.; 2.0055" OD, 1.7500" ID, 0.2160" Depth	
	32	Keeper	67	VK-138A Std Only	1 groove; Square cut key groove; Carton pack 24	
	32	Keeper	67	VK-138 Std Only	1 groove; Square cut key groove; Carton pack 32	
	32	Keeper	67	VK-138R Std Only	1 groove; Square cut key groove; Hardened	
	32	Keeper, Bulk	67	VK-138B Std Only	1 groove; Square cut key groove; Carton of 1000	
	16	Spring Insert	67	259-103C Std Only	.015"; ID 1.030"; Carton of 100	
	16	Spring Insert	67	259-103B Std Only	.030"; ID 1.030"; Carton of 100	
	16	Spring Insert	67	259-103BRS Std Only	.030"; ID 1.030"; Carton of 500	
	16	Spring Insert	67	259-103A Std Only	.060"; ID 1.030"; Carton of 100	
	16	Spring Insert	67	259-103ARS Std Only	.060"; ID 1.030"; Carton of 500	
	1	Premium Set	67	E-301K Std-20-30-40-60	2-5/64, 1-3/16; Premium Moly	
	1	Standard Set	67	E-301X Std-20-30-40-60	2-5/64, 1-3/16; Iron	
	1	Main Set	67	5037M Std-1-10-20-30		
	1	Main Set	67	7450M 20 20	.10MM O/S length flange brg.	
	1	Rod Set	67	8-3310CPA Std-10-20-30-40		
	8	Rod Pair	67	3310CPA Std-1-2-10-20-30-40-50-60		
	1	Cam Set	67	1401M Std Only		
	1	Pump Repair Kit	67	224-51285		
	1	Screen Assy.	67	224-14161		
	1	Kit Gasket Set	67	260-1151	Int. manifold gskt. not incl.; Premium valve stem seals incl.	
	1	Valley Pan Gasket Set	67	260-4008		
	1	Brass Block Plug Kit	67	381-8001		
	1	Brass Deep Cup Freeze Plug	67	381-9002	1.500" Diameter, 0.375" Height	
	1	Steel Deep Cup Freeze Plug	67	381-3084	2.141" Diameter	
	RE-RING KIT					
	YEARS	DESCRIPTION			PREMIUM KIT NO.	ECONOMY KIT NO.
	67	Int. manifold gskt. not incl.; Premium valve stem seals incl.	Re-ring		205-715	205-215
	67	Int. manifold gskt. not incl.; Premium valve stem seals incl.	Re-ring w/Mains		205-715M	205-215M

343 5.6L (5585cc) OHV V8 (16 Valve), 4.08" Bore (AMC Eng.), 4 Bbl. "VIN X" 1969-1967 68

VALVE TRAIN	QTY	TIMING	YEARS	PART NO.	DESCRIPTION	VALVE TRAIN
	1	3 Piece Set	69-67	KT3-349S	5/8" wide sprocket teeth; (1) 222-349; (1) 223-281; (1) 223-412	
	1	Timing Chain	69-67	222-349	5/8" wide; 62 Links	
	1	Crank Sprocket	69-67	223-281	Use w/5/8" wide chain; 23 Teeth	
	1	Camshaft	69-67	CS-646	Hydraulic, (050) Duration at .050 Lobe Lift, 196 Exh., 196 Int., 110 Degrees Lobe Separation	
	1	Performance Cam	69-67	CS-1026R	Pro-2000 Perf. Cam; 0.472" Exh. Valve Lift, 0.448" Int. Valve Lift, Hydraulic, (050) Duration at .050 Lobe Lift, 214 Exh., 204 Int., 110 Degrees Lobe Separation	
	1	Prelube		55-403 Std Only	1.5 oz. packet	
	1	Prelube		55-400 Std Only	4 oz. bottle; 1.5 oz. packet No. 55-403 also avail.	
	16	Lifter	69-67	HT-2011 Std Only	Hyd.; w/2 grooves	
	16	Lifter	69-67	HT-2011R Std Only	Speed-Pro Hi-Revolution Hyd.	
	16	Lifter, Bulk	69-67	HT-2011B Std Only	Hyd.; w/2 grooves; Carton of 117	
	1	Cam/Lifter Kit	69-67	KC-646	Hyd.; (1) 55-403B; (1) CS-646; (16) HT-2011	
	1	Cam/Lifter Kit	69-67	KC-1026R	Hyd.; Pro-2000 Perf. Cam; Duration at .050", 204 Int., 214 Exh.; Valve lift .448" Int., .472" Exh.; Lobe Separation 110 Degrees; (1) 55-403B; (1) CS-1026R; (16) HT-2011	

(continued on next page)

American Motors Car (Incl. AMC, Hudson, Nash, Rambler)

68 343 5.6L (5585cc) OHV V8 (16 Valve), 4.08" Bore (AMC Eng.), 4 Bbl. "VIN X" 1969-1967

(cont.)

VALVE TRAIN	QTY	VALVE	YEARS	PART NO.	DESCRIPTION		
	8	Exhaust	69-67	V-1830 Std Only	VINTAGE; 1 groove; 1.6250" Head Dia., 0.3710" Stem Dia., 4.9180" O.A.L.		
	8	Intake	69-67	V-1831 Std Only	VINTAGE; 1 groove; 2.0150" Head Dia., 0.3715" Stem Dia., 4.8990" O.A.L.		
	16	VALVE GUIDE Guide	69-67	VG-5062 Std Only	0.3735" ID, 2.3800" O.A.L		
	16	VALVE SPRING Spring	69-67	VS-703 Std Only	2.0560" Free Height		
	16	Spring, Bulk	69-67	VS-703B Std Only	Carton of 250; 2.0560" Free Height		
	16	VALVE SEAL Valve Stem Seal	69-67	ST-2002 Std Only	Installation requires valve guide machining; (PLY) Polyacrylate		
	16	Valve Stem Seal Bulk	69-67	ST-2002BC Std Only	Positive type; Installation requires valve guide machining; Carton of 100; (PLY) Polyacrylate		
	8	VALVE SEAT Seat	69-67	245-1687-2 Std Only	Loc. Exh.; 1.6925" OD, 1.4375" ID, 0.2160" Depth		
	8	Seat	69-67	245-1687-2N Std Only	Loc. Exh.; Premium Material; 1.6925" OD, 1.4375" ID, 0.2160" Depth		
	8	Seat	69-67	245-2000-1 Std Only	Loc. Int.; 2.0055" OD, 1.7500" ID, 0.2160" Depth		
	32	VALVE, MISC Keeper	69-67	VK-138A Std Only	1 groove; Square cut key groove; Carton pack 24		
	32	Keeper	69-67	VK-138 Std Only	1 groove; Square cut key groove; Carton pack 32		
	32	Keeper	69-67	VK-138R Std Only	1 groove; Square cut key groove; Hardened		
	32	Keeper, Bulk	69-67	VK-138B Std Only	1 groove; Square cut key groove; Carton of 1000		
	16	Spring Insert	69-67	259-103C Std Only	.015"; ID 1.030"; Carton of 100		
	16	Spring Insert	69-67	259-103B Std Only	.030"; ID 1.030"; Carton of 100		
	16	Spring Insert	69-67	259-103BRS Std Only	.030"; ID 1.030"; Carton of 500		
	16	Spring Insert	69-67	259-103A Std Only	.060"; ID 1.030"; Carton of 100		
	16	Spring Insert	69-67	259-103ARS Std Only	.060"; ID 1.030"; Carton of 500		
	1	RINGS Premium Set	69-67	E-301K Std-20-30-40-60	2-5/64, 1-3/16; Premium Moly		
	1	Standard Set	69-67	E-301X Std-20-30-40-60	2-5/64, 1-3/16; Iron		
	1	ENGINE BEARINGS Main Set	69-67	5037M Std-1-10-20-30			
	1	Main Set	69-67	7450M 20 20	.10MM O/S length flange brg.		
	1	Rod Set	69-67	8-3310CPA Std-10-20-30-40			
	8	Rod Pair	69-67	3310CPA Std-1-2-10-20-30-40-50-60			
	1	Cam Set	69-67	1401M Std Only			
	1	OIL PUMP Pump Repair Kit	69-67	224-51285			
	1	Screen Assy.	69-67	224-14161			
	1	GASKETS Kit Gasket Set	69-67	260-1151	Int. manifold gskt. not incl.; Premium valve stem seals incl.		
	1	Valley Pan Gasket Set	69-67	260-4008			
	1	FREEZE PLUGS Brass Block Plug Kit	69-67	381-8001			
	1	Brass Deep Cup Freeze Plug	69-67	381-9002	1.500" Diameter, 0.375" Height		
	1	Steel Deep Cup Freeze Plug	69-67	381-3084	2.141" Diameter		
	RE-RING KIT						
	YEARS	DESCRIPTION				PREMIUM KIT NO.	ECONOMY KIT NO.
	69-67	Int. manifold gskt. not incl.; Premium valve stem seals incl.	Re-ring			205-715	205-215
	69-67	Int. manifold gskt. not incl.; Premium valve stem seals incl.	Re-ring w/Mains			205-715M	205-215M

69 343 5.6L (5585cc) OHV V8 (16 Valve), 4.08" Bore (AMC Eng.), 4 Bbl. "VIN Z" 1969-1967

VALVE TRAIN	QTY	TIMING	YEARS	PART NO.	DESCRIPTION		
	1	3 Piece Set	69-67	KT3-349S	5/8" wide sprocket teeth; (1) 222-349; (1) 223-281; (1) 223-412		
	1	Timing Chain	69-67	222-349	5/8" wide; 62 Links		
	1	Crank Sprocket	69-67	223-281	Use w/5/8" wide chain; 23 Teeth		
	1	CAMSHAFT/LIFTER Camshaft	69-67	CS-646	Hydraulic, (.050) Duration at .050 Lobe Lift, 196 Exh., 196 Int., 110 Degrees Lobe Separation		

(continued on next page)

American Motors Car (Incl. AMC, Hudson, Nash, Rambler)

343 5.6L (5585cc) OHV V8 (16 Valve), 4.08" Bore (AMC Eng.), 4 Bbl. "VIN Z" 1969-1967 **69**
(cont.)

	QTY	CAMSHAFT/LIFTER	YEARS	PART NO.	DESCRIPTION	
VALVE TRAIN	1	(cont.) Performance Cam	69-67	CS-1026R	Pro-2000 Perf. Cam; 0.472" Exh. Valve Lift, 0.448" Int. Valve Lift, Hydraulic, (050) Duration at .050 Lobe Lift, 214 Exh., 204 Int., 110 Degrees Lobe Separation	
	1	Prelube		55-403 Std Only	1.5 oz. packet	
	1	Prelube		55-400 Std Only	4 oz. bottle; 1.5 oz. packet No. 55-403 also avail.	
	16	Lifter	69-67	HT-2011 Std Only	Hyd.; w/2 grooves	
	16	Lifter	69-67	HT-2011R Std Only	Speed-Pro Hi-Revolution Hyd.	
	16	Lifter, Bulk	69-67	HT-2011B Std Only	Hyd.; w/2 grooves; Carton of 117	
		QTY	CAM KIT	YEARS	PART NO.	DESCRIPTION
	1	Cam/Lifter Kit	69-67	KC-646	Hyd.; (1) 55-403B; (1) CS-646; (16) HT-2011	
	1	Cam/Lifter Kit	69-67	KC-1026R	Hyd.; Pro-2000 Perf. Cam; Duration at .050", 204 Int., 214 Exh.; Valve lift .448" Int., .472" Exh.; Lobe Separation 110 Degrees; (1) 55-403B; (1) CS-1026R; (16) HT-2011	
		QTY	VALVE	YEARS	PART NO.	DESCRIPTION
	8	Exhaust	69-67	V-1830 Std Only	VINTAGE; 1 groove; 1.6250" Head Dia., 0.3710" Stem Dia., 4.9180" O.A.L.	
	8	Intake	69-67	V-1831 Std Only	VINTAGE; 1 groove; 2.0150" Head Dia., 0.3715" Stem Dia., 4.8990" O.A.L.	
		QTY	VALVE GUIDE	YEARS	PART NO.	DESCRIPTION
	16	Guide	69-67	VG-5062 Std Only	0.3735" ID, 2.3800" O.A.L.	
		QTY	VALVE SPRING	YEARS	PART NO.	DESCRIPTION
	16	Spring	69-67	VS-703 Std Only	2.0560" Free Height	
16	Spring, Bulk	69-67	VS-703B Std Only	Carton of 250; 2.0560" Free Height		
	QTY	VALVE SEAL	YEARS	PART NO.	DESCRIPTION	
16	Valve Stem Seal	69-67	ST-2002 Std Only	Installation requires valve guide machining; (PLY) Polyacrylate		
16	Valve Stem Seal Bulk	69-67	ST-2002BC Std Only	Positive type; Installation requires valve guide machining; Carton of 100; (PLY) Polyacrylate		
	QTY	VALVE SEAT	YEARS	PART NO.	DESCRIPTION	
8	Seat	69-67	245-1687-2 Std Only	Loc. Exh.; 1.6925" OD, 1.4375" ID, 0.2160" Depth		
8	Seat	69-67	245-1687-2N Std Only	Loc. Exh.; Premium Material; 1.6925" OD, 1.4375" ID, 0.2160" Depth		
8	Seat	69-67	245-2000-1 Std Only	Loc. Int.; 2.0055" OD, 1.7500" ID, 0.2160" Depth		
	QTY	VALVE, MISC	YEARS	PART NO.	DESCRIPTION	
32	Keeper	69-67	VK-138A Std Only	1 groove; Square cut key groove; Carton pack 24		
32	Keeper	69-67	VK-138 Std Only	1 groove; Square cut key groove; Carton pack 32		
32	Keeper	69-67	VK-138R Std Only	1 groove; Square cut key groove; Hardened		
32	Keeper, Bulk	69-67	VK-138B Std Only	1 groove; Square cut key groove; Carton of 1000		
16	Spring Insert	69-67	259-103C Std Only	.015"; ID 1.030"; Carton of 100		
16	Spring Insert	69-67	259-103B Std Only	.030"; ID 1.030"; Carton of 100		
16	Spring Insert	69-67	259-103BRS Std Only	.030"; ID 1.030"; Carton of 500		
16	Spring Insert	69-67	259-103A Std Only	.060"; ID 1.030"; Carton of 100		
16	Spring Insert	69-67	259-103ARS Std Only	.060"; ID 1.030"; Carton of 500		
	QTY	RINGS	YEARS	PART NO.	DESCRIPTION	
1	Premium Set	69-67	E-301K Std-20-30-40-60	2-5/64, 1-3/16; Premium Moly		
1	Standard Set	69-67	E-301X Std-20-30-40-60	2-5/64, 1-3/16; Iron		
	QTY	ENGINE BEARINGS	YEARS	PART NO.	DESCRIPTION	
1	Main Set	69-67	5037M Std-1-10-20-30			
1	Main Set	69-67	7450M 20	.10MM O/S length flange brg.		
1	Rod Set	69-67	8-3310CPA Std-10-20-30-40			
8	Rod Pair	69-67	3310CPA Std-1-2-10-20-30-40-50-60			
1	Cam Set	69-67	1401M Std Only			
	QTY	OIL PUMP	YEARS	PART NO.	DESCRIPTION	
1	Pump Repair Kit	69-67	224-51285			
1	Screen Assy.	69-67	224-14161			
	QTY	GASKETS	YEARS	PART NO.	DESCRIPTION	
1	Kit Gasket Set	69-67	260-1151	Int. manifold gskt. not incl.; Premium valve stem seals incl.		
1	Valley Pan Gasket Set	69-67	260-4008			
	QTY	FREEZE PLUGS	YEARS	PART NO.	DESCRIPTION	
1	Brass Block Plug Kit	69-67	381-8001			
1	Brass Deep Cup Freeze Plug	69-67	381-9002	1.500" Diameter, 0.375" Height		
1	Steel Deep Cup Freeze Plug	69-67	381-3084	2.141" Diameter		
	RE-RING KIT				PREMIUM KIT NO.	ECONOMY KIT NO.
	YEARS	DESCRIPTION				
	69-67	Int. manifold gskt. not incl.; Premium valve stem seals incl.	Re-ring	205-715	205-215	

(continued on next page)

American Motors Car (Incl. AMC, Hudson, Nash, Rambler)

69 343 5.6L (5585cc) OHV V8 (16 Valve), 4.08" Bore (AMC Eng.), 4 Bbl. "VIN Z" 1969-1967
(cont.)

	RE-RING KIT (cont.)		PREMIUM KIT NO.	ECONOMY KIT NO.
	YEARS DESCRIPTION			
	69-67 Int. manifold gskt. not incl.; Premium valve stem seals incl.	Re-ring w/Mains	205-715M	205-215M

70 360 5.9L (5899cc) OHV V8 (16 Valve), 4.08" Bore (AMC Eng.), 2 Bbl. "VIN H" 1971

QTY	TIMING	YEARS	PART NO.	DESCRIPTION
1	3 Piece Set	71	KT3-349S	5/8" wide sprocket teeth; (1) 222-349; (1) 223-281; (1) 223-412
1	Timing Chain	71	222-349	5/8" wide; 62 Links
1	Crank Sprocket	71	223-281	Use w/5/8" wide chain; 23 Teeth
QTY	CAMSHAFT/LIFTER	YEARS	PART NO.	DESCRIPTION
1	Camshaft	71	CS-646	Hydraulic, (050) Duration at .050 Lobe Lift, 196 Exh., 196 Int., 110 Degrees Lobe Separation
1	Performance Cam	71	CS-1026R	Pro-2000 Perf. Cam; 0.472" Exh. Valve Lift, 0.448" Int. Valve Lift, Hydraulic, (050) Duration at .050 Lobe Lift, 214 Exh., 204 Int., 110 Degrees Lobe Separation
1	Prelube		55-403 Std Only	1.5 oz. packet
1	Prelube		55-400 Std Only	4 oz. bottle; 1.5 oz. packet No. 55-403 also avail.
16	Lifter	71	HT-2011 Std Only	Hyd.; w/2 grooves
16	Lifter	71	HT-2011R Std Only	Speed-Pro Hi-Revolution Hyd.
16	Lifter, Bulk	71	HT-2011B Std Only	Hyd.; w/2 grooves; Carton of 117
QTY	CAM KIT	YEARS	PART NO.	DESCRIPTION
1	Cam/Lifter Kit	71	KC-646	Hyd.; (1) 55-403B; (1) CS-646; (16) HT-2011
1	Cam/Lifter Kit	71	KC-1026R	Hyd.; Pro-2000 Perf. Cam; Duration at .050", 204 Int., 214 Exh.; Valve lift .448" Int., .472" Exh.; Lobe Separation 110 Degrees; (1) 55-403B; (1) CS-1026R; (16) HT-2011
QTY	PUSH ROD	YEARS	PART NO.	DESCRIPTION
16	Push Rod	71	RP-3093 Std Only	7.7940" O.A.L.
16	Push Rod	71	RP-3212R Std-100-150-200	Chrome-Moly; 7.7900" O.A.L.
16	Push Rod, Bulk	71	BRP-3093 Std Only	Carton of 100; 7.7940" O.A.L.
16	Push Rod, Bulk	71	BRP-3212R Std-100	Chrome-Moly; Carton of 100; 7.7900" O.A.L.
QTY	VALVE	YEARS	PART NO.	DESCRIPTION
8	Exhaust	71	V-1830 Std Only	VINTAGE; 1 groove; 1.6250" Head Dia., 0.3710" Stem Dia., 4.9180" O.A.L.
8	Intake	71	V-1831 Std Only	VINTAGE; 1 groove; 2.0150" Head Dia., 0.3715" Stem Dia., 4.8990" O.A.L.
QTY	VALVE GUIDE	YEARS	PART NO.	DESCRIPTION
16	Guide	71	VG-5062 Std Only	0.3735" ID, 2.3800" O.A.L
QTY	VALVE SEAL	YEARS	PART NO.	DESCRIPTION
16	Valve Stem Seal	71	ST-2002 Std Only	Installation requires valve guide machining; (PLY) Polyacrylate
16	Valve Stem Seal Bulk	71	ST-2002BC Std Only	Positive type; Installation requires valve guide machining; Carton of 100; (PLY) Polyacrylate
QTY	VALVE SEAT	YEARS	PART NO.	DESCRIPTION
8	Seat	71	245-1750-3 Std Only	Loc. Exh.; 1.7555" OD, 1.4375" ID, 0.2160" Depth
8	Seat	71	245-1750-3N Std Only	Loc. Exh.; Premium Material; 1.7555" OD, 1.4375" ID, 0.2160" Depth
8	Seat	71	245-2125-1 Std Only	Loc. Int.; 2.1305" OD, 1.8125" ID, 0.2480" Depth
QTY	VALVE, MISC	YEARS	PART NO.	DESCRIPTION
8	Keeper	71	VK-138A Std Only	Loc. Exh.; 1 groove; Square cut key groove; Carton pack 24
8	Keeper	71	VK-138 Std Only	Loc. Exh.; 1 groove; Square cut key groove; Carton pack 32
8	Keeper	71	VK-138R Std Only	Loc. Exh.; 1 groove; Square cut key groove; Hardened
8	Keeper	71	VK-138A Std Only	Loc. Int.; 1 groove; Square cut key groove; Carton pack 24
8	Keeper	71	VK-138 Std Only	Loc. Int.; 1 groove; Square cut key groove; Carton pack 32
8	Keeper	71	VK-138R Std Only	Loc. Int.; 1 groove; Square cut key groove; Hardened
8	Keeper, Bulk	71	VK-138B Std Only	Loc. Exh.; 1 groove; Square cut key groove; Carton of 1000
8	Keeper, Bulk	71	VK-138B Std Only	Loc. Int.; 1 groove; Square cut key groove; Carton of 1000
16	Spring Insert	71	259-103C Std Only	.015"; ID 1.030"; Carton of 100
16	Spring Insert	71	259-103B Std Only	.030"; ID 1.030"; Carton of 100
16	Spring Insert	71	259-103BRS Std Only	.030"; ID 1.030"; Carton of 500
16	Spring Insert	71	259-103A Std Only	.060"; ID 1.030"; Carton of 100
16	Spring Insert	71	259-103ARS Std Only	.060"; ID 1.030"; Carton of 500
QTY	PISTON	YEARS	PART NO.	DESCRIPTION
8	Cast Piston	71	362NP Std-20-30-40-60	Cast; .931" Pin Dia.; 2 Rings 5/64 Groove, 1 Ring 3/16 Groove, 1.581 CD, Recessed Head .190 deep x 3.640 dia. w/4 valve reliefs - 9.0:1 C.R.
8	Cast Piston	71	362NCP 40 40	Cast; .931" Pin Dia.; 2 Rings 5/64 Groove, 1 Ring 3/16 Groove, 1.581 CD, Recessed Head .190 deep x 3.640 dia. w/4 valve reliefs; DUROSHIELD® skirt coated piston

VALVE TRAIN

VALVE TRAIN

(continued on next page)

American Motors Car (Incl. AMC, Hudson, Nash, Rambler)

360 5.9L (5899cc) OHV V8 (16 Valve), 4.08" Bore (AMC Eng.), 2 Bbl. "VIN H" 1971 70
(cont.)

BLOCK	QTY	PISTON (cont.)	YEARS	PART NO.	DESCRIPTION		
	8	Cast Piston - Individual	71	W362NP Std-20-30-40-60	Cast; .931" Pin Dia.; 2 Rings 5/64 Groove, 1 Ring 3/16 Groove, 1.581 CD, Recessed Head .190 deep x 3.640 dia. w/4 valve reliefs - 9.0:1 C.R.		
	1	Premium Set	71	E-301K Std-20-30-40-60	2-5/64, 1-3/16; Premium Moly		
	1	Standard Set	71	E-301X Std-20-30-40-60	2-5/64, 1-3/16; Iron		
	1	Main Set	71	5037M Std-1-10-20-30			
	1	Main Set	71	7450M 20 20	.10MM O/S length flange brg.		
	1	Rod Set	71	8-3310CPA Std-10-20-30-40			
	8	Rod Pair	71	3310CPA Std-1-2-10-20-30-40-50-60			
	1	Cam Set	71	1401M Std Only			
	1	Pump Repair Kit	71	224-51285			
	1	Screen Assy.	71	224-14161			
	1	Kit Gasket Set	71	260-1151	Int. manifold gskt. not incl.; Premium valve stem seals incl.		
	1	Valley Pan Gasket Set	71	260-4008			
	1	Brass Block Plug Kit	71	381-8001			
	1	Brass Deep Cup Freeze Plug	71	381-9002	1.500" Diameter, 0.375" Height		
	1	Steel Deep Cup Freeze Plug	71	381-3084	2.141" Diameter		
KITS	RE-RING KIT					PREMIUM KIT NO.	ECONOMY KIT NO.
	71	Int. manifold gskt. not incl.; Premium valve stem seals incl.		Re-ring		205-715	205-215
	71	Int. manifold gskt. not incl.; Premium valve stem seals incl.		Re-ring w/Mains		205-715M	205-215M
	OVERHAUL KIT					PREMIUM KIT NO.	ECONOMY KIT NO.
71	Int. manifold gskt. not incl.; Premium valve stem seals incl.		Block Kit w/Premium Rings		BK-6198	----	

360 5.9L (5899cc) OHV V8 (16 Valve), 4.08" Bore (AMC Eng.), 2 Bbl. "VIN N" 1978-1970 71

VALVE TRAIN	QTY	TIMING	YEARS	PART NO.	DESCRIPTION		
	1	3 Piece Set	78-70	KT3-349S	5/8" wide sprocket teeth; (1) 222-349; (1) 223-281; (1) 223-412		
	1	Timing Chain	78-70	222-349	5/8" wide; 62 Links		
	1	Crank Sprocket	78-70	223-281	Use w/5/8" wide chain; 23 Teeth		
	1	Camshaft	78-70	CS-646	Hydraulic, (050) Duration at .050 Lobe Lift, 196 Exh., 196 Int., 110 Degrees Lobe Separation		
	1	Performance Cam	78-70	CS-1026R	Pro-2000 Perf. Cam; 0.472" Exh. Valve Lift, 0.448" Int. Valve Lift, Hydraulic, (050) Duration at .050 Lobe Lift, 214 Exh., 204 Int., 110 Degrees Lobe Separation		
	1	Prelube		55-403 Std Only	1.5 oz. packet		
	1	Prelube		55-400 Std Only	4 oz. bottle; 1.5 oz. packet No. 55-403 also avail.		
	16	Lifter	78-70	HT-2011 Std Only	Hyd.; w/2 grooves		
	16	Lifter	78-70	HT-2011R Std Only	Speed-Pro Hi-Revolution Hyd.		
	16	Lifter, Bulk	78-70	HT-2011B Std Only	Hyd.; w/2 grooves; Carton of 117		
	1	Cam/Lifter Kit	78-70	KC-646	Hyd.; (1) 55-403B; (1) CS-646; (16) HT-2011		
	1	Cam/Lifter Kit	78-70	KC-1026R	Hyd.; Pro-2000 Perf. Cam; Duration at .050", 204 Int., 214 Exh.; Valve lift .448" Int., .472" Exh.; Lobe Separation 110 Degrees; (1) 55-403B; (1) CS-1026R; (16) HT-2011		
	16	Push Rod	78-70	RP-3093 Std Only	7.7940" O.A.L.		
	16	Push Rod	78-70	RP-3212R Std-100-150-200	Chrome-Moly; 7.7900" O.A.L.		
	16	Push Rod, Bulk	78-70	BRP-3093 Std Only	Carton of 100; 7.7940" O.A.L.		
	16	Push Rod, Bulk	78-70	BRP-3212R Std-100	Chrome-Moly; Carton of 100; 7.7900" O.A.L.		
	8	Arm Assy.	78-74	R-875 Std Only	Incl. 2-arms, 2-pivots & 1-bridge		
	8	Arm Assy., Bulk	78-74	R-875B Std Only	Incl. 2-arms, 2-pivots & 1-bridge; Carton of 32		
	8	Arm	78-74	R-875A Std Only			
	8	Bridge	78-74	MR-1840 Std Only			
	8	Pivot	78-74	MR-1839 Std Only	Pivot only		

(continued on next page)

American Motors Car (Incl. AMC, Hudson, Nash, Rambler)

71 360 5.9L (5899cc) OHV V8 (16 Valve), 4.08" Bore (AMC Eng.), 2 Bbl. "VIN N" 1978-1970
(cont.)

QTY	VALVE	YEARS	PART NO.	DESCRIPTION
8	Exhaust	78-75	V-2024 Std Only	4 groove; Chrome plated stem; 1.6800" Head Dia., 0.3721" Stem Dia., 4.9090" O.A.L.
8	Exhaust	74-73	V-1980 Std Only	VINTAGE; w/Rotators; 1 groove; w/Rotocaps; 1.6800" Head Dia., 0.3710" Stem Dia., 4.9290" O.A.L.
8	Exhaust	74-73	V-2024 Std Only	w/o Rotators; 4 groove; Chrome plated stem; 1.6800" Head Dia., 0.3721" Stem Dia., 4.9090" O.A.L.
8	Exhaust	72	V-2024 Std Only	Late Eng.s.; 4 groove; Chrome plated stem; 1.6800" Head Dia., 0.3721" Stem Dia., 4.9090" O.A.L.
8	Exhaust	72	V-1830 Std Only	VINTAGE; Early Eng.s.; 1 groove; 1.6250" Head Dia., 0.3710" Stem Dia., 4.9180" O.A.L.
8	Exhaust	71-70	V-1830 Std Only	VINTAGE; 1 groove; 1.6250" Head Dia., 0.3710" Stem Dia., 4.9180" O.A.L.
8	Exhaust, Bulk	78-75	V-2024B Std Only	4 groove; Chrome plated stem; Carton of 25; 1.6800" Head Dia., 0.3721" Stem Dia., 4.9090" O.A.L.
8	Exhaust, Bulk	74-73	V-2024B Std Only	w/o Rotators; 4 groove; Chrome plated stem; Carton of 25; 1.6800" Head Dia., 0.3721" Stem Dia., 4.9090" O.A.L.
8	Exhaust, Bulk	72	V-2024B Std Only	Late Eng.s.; 4 groove; Chrome plated stem; Carton of 25; 1.6800" Head Dia., 0.3721" Stem Dia., 4.9090" O.A.L.
8	Intake	78-73	V-1979 Std Only	4 groove; 2.0260" Head Dia., 0.3719" Stem Dia., 4.8980" O.A.L.
8	Intake	72-70	V-1831 Std Only	VINTAGE; 1 groove; 2.0150" Head Dia., 0.3715" Stem Dia., 4.8990" O.A.L.
VALVE TRAIN	VALVE GUIDE	YEARS	PART NO.	DESCRIPTION
16	Guide	78-70	VG-5062 Std Only	0.3735" ID, 2.3800" O.A.L.
8	Spring	78	VS-743 Std Only	Loc. Exh.; 1.9900" Free Height
8	Spring	78	VS-743 Std Only	Loc. Int.; 1.9900" Free Height
16	Valve Stem Seal	78-70	ST-2002 Std Only	Installation requires valve guide machining; (PLY) Polyacrylate
16	Valve Stem Seal Bulk	78-70	ST-2002BC Std Only	Positive type; Installation requires valve guide machining; Carton of 100; (PLY) Polyacrylate
8	Seat	78-70	245-1750-3 Std Only	Loc. Exh.; 1.7555" OD, 1.4375" ID, 0.2160" Depth
8	Seat	78-70	245-1750-3N Std Only	Loc. Exh.; Premium Material; 1.7555" OD, 1.4375" ID, 0.2160" Depth
8	Seat	78-70	245-2125-1 Std Only	Loc. Int.; 2.1305" OD, 1.8125" ID, 0.2480" Depth
VALVE TRAIN	VALVE, MISC	YEARS	PART NO.	DESCRIPTION
8	Keeper	78-75	VK-174 Std Only	Loc. Exh.; 4 groove
8	Keeper	78-75	VK-174R Std Only	Loc. Exh.; 4 groove; Hardened
8	Keeper	78-75	VK-174 Std Only	Loc. Int.; 4 groove
8	Keeper	78-75	VK-174R Std Only	Loc. Int.; 4 groove; Hardened
32	Keeper	74-73	VK-138A Std Only	Loc. Exh.; 1 groove; Square cut key groove; Carton pack 24
32	Keeper	74-73	VK-138 Std Only	Loc. Exh.; 1 groove; Square cut key groove; Carton pack 32
32	Keeper	74-73	VK-138R Std Only	Loc. Exh.; 1 groove; Square cut key groove; Hardened
32	Keeper	74-73	VK-174 Std Only	Loc. Int.; 4 groove
32	Keeper	74-73	VK-174R Std Only	Loc. Int.; 4 groove; Hardened
8	Keeper	72-70	VK-138A Std Only	Loc. Exh.; 1 groove; Square cut key groove; Carton pack 24
8	Keeper	72-70	VK-138 Std Only	Loc. Exh.; 1 groove; Square cut key groove; Carton pack 32
8	Keeper	72-70	VK-138R Std Only	Loc. Exh.; 1 groove; Square cut key groove; Hardened
8	Keeper	72-70	VK-138A Std Only	Loc. Int.; 1 groove; Square cut key groove; Carton pack 24
8	Keeper	72-70	VK-138 Std Only	Loc. Int.; 1 groove; Square cut key groove; Carton pack 32
8	Keeper	72-70	VK-138R Std Only	Loc. Int.; 1 groove; Square cut key groove; Hardened
32	Keeper, Bulk	74-73	VK-138B Std Only	Loc. Exh.; 1 groove; Square cut key groove; Carton of 1000
8	Keeper, Bulk	72-70	VK-138B Std Only	Loc. Exh.; 1 groove; Square cut key groove; Carton of 1000
8	Keeper, Bulk	72-70	VK-138B Std Only	Loc. Int.; 1 groove; Square cut key groove; Carton of 1000
16	Spring Insert	78-70	259-103C Std Only	.015"; ID 1.030"; Carton of 100
16	Spring Insert	78-70	259-103B Std Only	.030"; ID 1.030"; Carton of 100
16	Spring Insert	78-70	259-103BRS Std Only	.030"; ID 1.030"; Carton of 500
16	Spring Insert	78-70	259-103A Std Only	.060"; ID 1.030"; Carton of 100
16	Spring Insert	78-70	259-103ARS Std Only	.060"; ID 1.030"; Carton of 500
PISTON	PISTON	YEARS	PART NO.	DESCRIPTION
8	Cast Piston	78-70	362NP Std-20-30-40-60	Cast; .931" Pin Dia.; 2 Rings 5/64 Groove, 1 Ring 3/16 Groove, 1.581 CD, Recessed Head .190 deep x 3.640 dia. w/4 valve reliefs - 9.0:1 C.R.
8	Cast Piston	78-70	362NCP 40 40	Cast; .931" Pin Dia.; 2 Rings 5/64 Groove, 1 Ring 3/16 Groove, 1.581 CD, Recessed Head .190 deep x 3.640 dia. w/4 valve reliefs; DUROSHIELD® skirt coated piston

(continued on next page)

American Motors Car (Incl. AMC, Hudson, Nash, Rambler)

360 5.9L (5899cc) OHV V8 (16 Valve), 4.08" Bore (AMC Eng.), 2 Bbl. "VIN N" 1978-1970 71
(cont.)

BLOCK	QTY	PART NO.	YEARS	DESCRIPTION		
	8	PISTON (cont.) Cast Piston - Individual	78-70	W362NP Std-20-30-40-60	Cast; .931" Pin Dia.; 2 Rings 5/64 Groove, 1 Ring 3/16 Groove, 1.581 CD, Recessed Head .190 deep x 3.640 dia. w/4 valve reliefs - 9.0:1 C.R.	
	1 1	RINGS Premium Set Standard Set	78-70 78-70	E-301K Std-20-30-40-60 E-301X Std-20-30-40-60	2-5/64, 1-3/16; Premium Moly 2-5/64, 1-3/16; Iron	
	1 1 1 8 1	ENGINE BEARINGS Main Set Main Set Rod Set Rod Pair Cam Set	78-70 78-70 78-70 78-70 78-70	5037M Std-1-10-20-30 7450M 20 20 8-3310CPA Std-10-20-30-40 3310CPA Std-1-2-10-20-30-40-50-60 1401M Std Only	.10MM O/S length flange brg.	
	1 1	OIL PUMP Pump Repair Kit Screen Assy.	78-70 78-70	224-51285 224-14161		
	1 1	GASKETS Kit Gasket Set Valley Pan Gasket Set	78-70 78-70	260-1151 260-4008	Int. manifold gskt. not incl.; Premium valve stem seals incl.	
	1 1 1	FREEZE PLUGS Brass Block Plug Kit Brass Deep Cup Freeze Plug Steel Deep Cup Freeze Plug	78-70 78-70 78-70	381-8001 381-9002 381-3084	1.500" Diameter, 0.375" Height 2.141" Diameter	
KITS	RE-RING KIT				PREMIUM KIT NO.	ECONOMY KIT NO.
	78-70	Int. manifold gskt. not incl.; Premium valve stem seals incl.	Re-ring	205-715	205-215	
	78-70	Int. manifold gskt. not incl.; Premium valve stem seals incl.	Re-ring w/Mains	205-715M	205-215M	
OVERHAUL KIT				PREMIUM KIT NO.	ECONOMY KIT NO.	
78-70	Int. manifold gskt. not incl.; Premium valve stem seals incl.	Block Kit w/Premium Rings	BK-6198	----		

360 5.9L (5899cc) OHV V8 (16 Valve), 4.08" Bore (AMC Eng.), 4 Bbl. "VIN P" 1976-1970 72

VALVE TRAIN	QTY	PART NO.	YEARS	DESCRIPTION	
	1 1 1	TIMING 3 Piece Set Timing Chain Crank Sprocket	76-70 76-70 76-70	KT3-349S 222-349 223-281	5/8" wide sprocket teeth; (1) 222-349; (1) 223-281; (1) 223-412 5/8" wide; 62 Links Use w/5/8" wide chain; 23 Teeth
	1 1	CAMSHAFT/LIFTER Camshaft Performance Cam	76-70 76-70	CS-646 CS-1026R	Hydraulic, (050) Duration at .050 Lobe Lift, 196 Exh., 196 Int., 110 Degrees Lobe Separation Pro-2000 Perf. Cam; 0.472" Exh. Valve Lift, 0.448" Int. Valve Lift, Hydraulic, (050) Duration at .050 Lobe Lift, 214 Exh., 204 Int., 110 Degrees Lobe Separation
	1 1 16 16 16	Prelube Prelube Lifter Lifter Lifter, Bulk	76-70 76-70 76-70 76-70 76-70	55-403 Std Only 55-400 Std Only HT-2011 Std Only HT-2011R Std Only HT-2011B Std Only	1.5 oz. packet 4 oz. bottle; 1.5 oz. packet No. 55-403 also avail. Hyd.; w/2 grooves Speed-Pro Hi-Revolution Hyd. Hyd.; w/2 grooves; Carton of 117
	1 1	CAM KIT Cam/Lifter Kit Cam/Lifter Kit	76-70 76-70	KC-646 KC-1026R	Hyd.; (1) 55-403B; (1) CS-646; (16) HT-2011 Hyd.; Pro-2000 Perf. Cam; Duration at .050", 204 Int., 214 Exh.; Valve lift .448" Int., .472" Exh.; Lobe Separation 110 Degrees; (1) 55-403B; (1) CS-1026R; (16) HT-2011
	16 16 16 16	PUSH ROD Push Rod Push Rod Push Rod, Bulk	76-70 76-70 76-70 76-70	RP-3093 Std Only RP-3212R Std-100-150-200 BRP-3093 Std Only BRP-3212R Std-100	7.7940" O.A.L. Chrome-Moly; 7.7900" O.A.L. Carton of 100; 7.7940" O.A.L. Chrome-Moly; Carton of 100; 7.7900" O.A.L.
	8 8 8 8 8	ROCKER PARTS Arm Assy. Arm Assy., Bulk Arm Bridge Pivot	76-74 76-74 76-74 76-74 76-74	R-875 Std Only R-875B Std Only R-875A Std Only MR-1840 Std Only MR-1839 Std Only	Incl. 2-arms, 2-pivots & 1-bridge Incl. 2-arms, 2-pivots & 1-bridge; Carton of 32 Pivot only

(continued on next page)

American Motors Car (Incl. AMC, Hudson, Nash, Rambler)

72 360 5.9L (5899cc) OHV V8 (16 Valve), 4.08" Bore (AMC Eng.), 4 Bbl. "VIN P" 1976-1970
(cont.)

QTY	VALVE	YEARS	PART NO.	DESCRIPTION
8	Exhaust	76-75	V-2024 Std Only	4 groove; Chrome plated stem; 1.6800" Head Dia., 0.3721" Stem Dia., 4.9090" O.A.L.
8	Exhaust	74-73	V-1980 Std Only	VINTAGE; w/Rotators; 1 groove; w/Rotocaps; 1.6800" Head Dia., 0.3710" Stem Dia., 4.9290" O.A.L.
8	Exhaust	74-73	V-2024 Std Only	w/o Rotators; 4 groove; Chrome plated stem; 1.6800" Head Dia., 0.3721" Stem Dia., 4.9090" O.A.L.
8	Exhaust	72	V-2024 Std Only	Late Eng.s.; 4 groove; Chrome plated stem; 1.6800" Head Dia., 0.3721" Stem Dia., 4.9090" O.A.L.
8	Exhaust	72	V-1830 Std Only	VINTAGE; Early Eng.s.; 1 groove; 1.6250" Head Dia., 0.3710" Stem Dia., 4.9180" O.A.L.
8	Exhaust	71-70	V-1830 Std Only	VINTAGE; 1 groove; 1.6250" Head Dia., 0.3710" Stem Dia., 4.9180" O.A.L.
8	Exhaust, Bulk	76-75	V-2024B Std Only	4 groove; Chrome plated stem; Carton of 25; 1.6800" Head Dia., 0.3721" Stem Dia., 4.9090" O.A.L.
8	Exhaust, Bulk	74-73	V-2024B Std Only	w/o Rotators; 4 groove; Chrome plated stem; Carton of 25; 1.6800" Head Dia., 0.3721" Stem Dia., 4.9090" O.A.L.
8	Exhaust, Bulk	72	V-2024B Std Only	Late Eng.s.; 4 groove; Chrome plated stem; Carton of 25; 1.6800" Head Dia., 0.3721" Stem Dia., 4.9090" O.A.L.
8	Intake	76-73	V-1979 Std Only	4 groove; 2.0260" Head Dia., 0.3719" Stem Dia., 4.8980" O.A.L.
8	Intake	72-70	V-1831 Std Only	VINTAGE; 1 groove; 2.0150" Head Dia., 0.3715" Stem Dia., 4.8990" O.A.L.
VALVE TRAIN				
QTY	VALVE GUIDE	YEARS	PART NO.	DESCRIPTION
16	Guide	76-70	VG-5062 Std Only	0.3735" ID, 2.3800" O.A.L
QTY	VALVE SEAL	YEARS	PART NO.	DESCRIPTION
16	Valve Stem Seal	76-70	ST-2002 Std Only	Installation requires valve guide machining; (PLY) Polyacrylate
16	Valve Stem Seal Bulk	76-70	ST-2002BC Std Only	Positive type; Installation requires valve guide machining; Carton of 100; (PLY) Polyacrylate
QTY	VALVE SEAT	YEARS	PART NO.	DESCRIPTION
8	Seat	76-70	245-1750-3 Std Only	Loc. Exh.; 1.7555" OD, 1.4375" ID, 0.2160" Depth
8	Seat	76-70	245-1750-3N Std Only	Loc. Exh.; Premium Material; 1.7555" OD, 1.4375" ID, 0.2160" Depth
8	Seat	76-70	245-2125-1 Std Only	Loc. Int.; 2.1305" OD, 1.8125" ID, 0.2480" Depth
QTY	VALVE, MISC	YEARS	PART NO.	DESCRIPTION
8	Keeper	76-75	VK-174 Std Only	Loc. Exh.; 4 groove
8	Keeper	76-75	VK-174R Std Only	Loc. Exh.; 4 groove; Hardened
8	Keeper	76-75	VK-174 Std Only	Loc. Int.; 4 groove
8	Keeper	76-75	VK-174R Std Only	Loc. Int.; 4 groove; Hardened
32	Keeper	74-73	VK-138A Std Only	Loc. Exh.; 1 groove; Square cut key groove; Carton pack 24
32	Keeper	74-73	VK-138 Std Only	Loc. Exh.; 1 groove; Square cut key groove; Carton pack 32
32	Keeper	74-73	VK-138R Std Only	Loc. Exh.; 1 groove; Square cut key groove; Hardened
32	Keeper	74-73	VK-174 Std Only	Loc. Int.; 4 groove
32	Keeper	74-73	VK-174R Std Only	Loc. Int.; 4 groove; Hardened
8	Keeper	72-70	VK-138A Std Only	Loc. Exh.; 1 groove; Square cut key groove; Carton pack 24
8	Keeper	72-70	VK-138 Std Only	Loc. Exh.; 1 groove; Square cut key groove; Carton pack 32
8	Keeper	72-70	VK-138R Std Only	Loc. Exh.; 1 groove; Square cut key groove; Hardened
8	Keeper	72-70	VK-138A Std Only	Loc. Int.; 1 groove; Square cut key groove; Carton pack 24
8	Keeper	72-70	VK-138 Std Only	Loc. Int.; 1 groove; Square cut key groove; Carton pack 32
8	Keeper	72-70	VK-138R Std Only	Loc. Int.; 1 groove; Square cut key groove; Hardened
32	Keeper, Bulk	74-73	VK-138B Std Only	Loc. Exh.; 1 groove; Square cut key groove; Carton of 1000
8	Keeper, Bulk	72-70	VK-138B Std Only	Loc. Exh.; 1 groove; Square cut key groove; Carton of 1000
8	Keeper, Bulk	72-70	VK-138B Std Only	Loc. Int.; 1 groove; Square cut key groove; Carton of 1000
16	Spring Insert	76-70	259-103C Std Only	.015"; ID 1.030"; Carton of 100
16	Spring Insert	76-70	259-103B Std Only	.030"; ID 1.030"; Carton of 100
16	Spring Insert	76-70	259-103BRS Std Only	.030"; ID 1.030"; Carton of 500
16	Spring Insert	76-70	259-103A Std Only	.060"; ID 1.030"; Carton of 100
16	Spring Insert	76-70	259-103ARS Std Only	.060"; ID 1.030"; Carton of 500
BLOCK				
QTY	PISTON	YEARS	PART NO.	DESCRIPTION
8	Cast Piston	76-70	362NP Std-20-30-40-60	Cast; .931" Pin Dia.; 2 Rings 5/64 Groove, 1 Ring 3/16 Groove, 1.581 CD, Recessed Head .190 deep x 3.640 dia. w/4 valve reliefs - 9.0:1 C.R.
8	Cast Piston	76-70	362NCP 40 40	Cast; .931" Pin Dia.; 2 Rings 5/64 Groove, 1 Ring 3/16 Groove, 1.581 CD, Recessed Head .190 deep x 3.640 dia. w/4 valve reliefs; DUROSHIELD® skirt coated piston
8	Cast Piston - Individual	76-70	W362NP Std-20-30-40-60	Cast; .931" Pin Dia.; 2 Rings 5/64 Groove, 1 Ring 3/16 Groove, 1.581 CD, Recessed Head .190 deep x 3.640 dia. w/4 valve reliefs - 9.0:1 C.R.
QTY	RINGS	YEARS	PART NO.	DESCRIPTION
1	Premium Set	76-70	E-301K Std-20-30-40-60	2-5/64, 1-3/16; Premium Moly

(continued on next page)

American Motors Car (Incl. AMC, Hudson, Nash, Rambler)

360 5.9L (5899cc) OHV V8 (16 Valve), 4.08" Bore (AMC Eng.), 4 Bbl. "VIN P" 1976-1970 72
(cont.)

BLOCK	QTY	RINGS (cont.)	YEARS	PART NO.	DESCRIPTION		
	1	Standard Set	76-70	E-301X Std-20-30-40-60	2-5/64, 1-3/16; Iron		
	QTY	ENGINE BEARINGS	YEARS	PART NO.	DESCRIPTION		
	1	Main Set	76-70	5037M Std-1-10-20-30			
	1	Main Set	76-70	7450M 20 20	.10MM O/S length flange brg.		
	1	Rod Set	76-70	8-3310CPA Std-10-20-30-40			
	8	Rod Pair	76-70	3310CPA Std-1-2-10-20-30-40-50-60			
	1	Cam Set	76-70	1401M Std Only			
	QTY	OIL PUMP	YEARS	PART NO.	DESCRIPTION		
	1	Pump Repair Kit	76-70	224-51285			
	1	Screen Assy.	76-70	224-14161			
	QTY	GASKETS	YEARS	PART NO.	DESCRIPTION		
	1	Kit Gasket Set	76-70	260-1151	Int. manifold gskt. not incl.; Premium valve stem seals incl.		
	1	Valley Pan Gasket Set	76-70	260-4008			
	QTY	FREEZE PLUGS	YEARS	PART NO.	DESCRIPTION		
	1	Brass Block Plug Kit	76-70	381-8001			
	1	Brass Deep Cup Freeze Plug	76-70	381-9002	1.500" Diameter, 0.375" Height		
	1	Steel Deep Cup Freeze Plug	76-70	381-3084	2.141" Diameter		
		RE-RING KIT				PREMIUM KIT NO.	ECONOMY KIT NO.
	76-70	Int. manifold gskt. not incl.; Premium valve stem seals incl.		Re-ring		205-715	205-215
	76-70	Int. manifold gskt. not incl.; Premium valve stem seals incl.		Re-ring w/Mains		205-715M	205-215M
		OVERHAUL KIT				PREMIUM KIT NO.	ECONOMY KIT NO.
	76-70	Int. manifold gskt. not incl.; Premium valve stem seals incl.		Block Kit w/Premium Rings		BK-6198	----

390 6.4L (6391cc) OHV V8 (16 Valve), 4.165" Bore (AMC Eng.), 2 Bbl. "VIN W" 1969-1968 73

VALVE TRAIN	QTY	TIMING	YEARS	PART NO.	DESCRIPTION		
	1	3 Piece Set	69-68	KT3-349S	5/8" wide sprocket teeth; (1) 222-349; (1) 223-281; (1) 223-412		
	1	Timing Chain	69-68	222-349	5/8" wide; 62 Links		
	1	Crank Sprocket	69-68	223-281	Use w/5/8" wide chain; 23 Teeth		
	QTY	CAMSHAFT/LIFTER	YEARS	PART NO.	DESCRIPTION		
	1	Camshaft	69-68	CS-646	Hydraulic, (050) Duration at .050 Lobe Lift, 196 Exh., 196 Int., 110 Degrees Lobe Separation		
	1	Performance Cam	69-68	CS-1026R	Pro-2000 Perf. Cam; 0.472" Exh. Valve Lift, 0.448" Int. Valve Lift, Hydraulic, (050) Duration at .050 Lobe Lift, 214 Exh., 204 Int., 110 Degrees Lobe Separation		
	1	Prelube		55-403 Std Only	1.5 oz. packet		
	1	Prelube		55-400 Std Only	4 oz. bottle; 1.5 oz. packet No. 55-403 also avail.		
	16	Lifter	69-68	HT-2011 Std Only	Hyd.; w/2 grooves		
	16	Lifter	69-68	HT-2011R Std Only	Speed-Pro Hi-Revolution Hyd.		
	16	Lifter, Bulk	69-68	HT-2011B Std Only	Hyd.; w/2 grooves; Carton of 117		
	QTY	CAM KIT	YEARS	PART NO.	DESCRIPTION		
	1	Cam/Lifter Kit	69-68	KC-646	Hyd.; (1) 55-403B; (1) CS-646; (16) HT-2011		
	1	Cam/Lifter Kit	69-68	KC-1026R	Hyd.; Pro-2000 Perf. Cam; Duration at .050", 204 Int., 214 Exh.; Valve lift .448" Int., .472" Exh.; Lobe Separation 110 Degrees; (1) 55-403B; (1) CS-1026R; (16) HT-2011		
	QTY	VALVE	YEARS	PART NO.	DESCRIPTION		
	8	Exhaust	69-68	V-1830 Std Only	VINTAGE; 1 groove; 1.6250" Head Dia., 0.3710" Stem Dia., 4.9180" O.A.L.		
	8	Intake	69-68	V-1831 Std Only	VINTAGE; 1 groove; 2.0150" Head Dia., 0.3715" Stem Dia., 4.8990" O.A.L.		
	QTY	VALVE GUIDE	YEARS	PART NO.	DESCRIPTION		
	16	Guide	69-68	VG-5062 Std Only	0.3735" ID, 2.3800" O.A.L.		
	QTY	VALVE SPRING	YEARS	PART NO.	DESCRIPTION		
	16	Spring	69-68	VS-703 Std Only	2.0560" Free Height		
	16	Spring, Bulk	69-68	VS-703B Std Only	Carton of 250; 2.0560" Free Height		
	QTY	VALVE SEAL	YEARS	PART NO.	DESCRIPTION		
	16	Valve Stem Seal	69-68	ST-2002 Std Only	Installation requires valve guide machining; (PLY) Polyacrylate		
	16	Valve Stem Seal	69-68	MV-1771C Std Only	Umbrella type; (PLY) Polyacrylate		
	16	Valve Stem Seal Bulk	69-68	ST-2002BC Std Only	Positive type; Installation requires valve guide machining; Carton of 100; (PLY) Polyacrylate		

(continued on next page)

American Motors Car (Incl. AMC, Hudson, Nash, Rambler)

73 390 6.4L (6391cc) OHV V8 (16 Valve), 4.165" Bore (AMC Eng.), 2 Bbl. "VIN W" 1969-1968
(cont.)

VALVE TRAIN	QTY	VALVE SEAL (cont.)	YEARS	PART NO.	DESCRIPTION	VALVE TRAIN
	16	Valve Stem Seal Bulk	69-68	MV-1771 Std Only	Umbrella type; Carton of 100; (PLY) Polyacrylate	
	8	VALVE SEAT	69-68	245-1687-2 Std Only	Loc. Exh.; 1.6925" OD, 1.4375" ID, 0.2160" Depth	
	8	Seat	69-68	245-1687-2N Std Only	Loc. Exh.; Premium Material; 1.6925" OD, 1.4375" ID, 0.2160" Depth	
	8	Seat	69-68	245-2000-1 Std Only	Loc. Int.; 2.0055" OD, 1.7500" ID, 0.2160" Depth	
	32	VALVE, MISC	69-68	VK-138A Std Only	1 groove; Square cut key groove; Carton pack 24	
	32	Keeper	69-68	VK-138 Std Only	1 groove; Square cut key groove; Carton pack 32	
	32	Keeper	69-68	VK-138R Std Only	1 groove; Square cut key groove; Hardened	
	32	Keeper, Bulk	69-68	VK-138B Std Only	1 groove; Square cut key groove; Carton of 1000	
	16	Spring Insert	69-68	259-103C Std Only	.015"; ID 1.030"; Carton of 100	
	16	Spring Insert	69-68	259-103B Std Only	.030"; ID 1.030"; Carton of 100	
	16	Spring Insert	69-68	259-103BRS Std Only	.030"; ID 1.030"; Carton of 500	
	16	Spring Insert	69-68	259-103A Std Only	.060"; ID 1.030"; Carton of 100	
	16	Spring Insert	69-68	259-103ARS Std Only	.060"; ID 1.030"; Carton of 500	
	1	RINGS	69-68	E-302K 30 30-40	VINTAGE; 2-5/64, 1-3/16; Premium Moly	
	1	Standard Set	69-68	E-302X Std-30-40	VINTAGE; 2-5/64, 1-3/16; Iron	
	1	ENGINE BEARINGS	69-68	5037M Std-1-10-20-30		
	1	Main Set	69-68	7450M 20 20	.10MM O/S length flange brg.	
	1	Rod Set	69-68	8-3385CP 10 10-30	VINTAGE	
	8	Rod Pair	69-68	3385CP 10 10-30	VINTAGE	
	1	Cam Set	69-68	1401M Std Only		
	1	OIL PUMP	69-68	224-51285		
	1	Pump Repair Kit	69-68	224-14161		
	1	GASKETS	69-68	260-1151	Int. manifold gskt. not incl.; Premium valve stem seals incl.	
	1	Kit Gasket Set	69-68	260-4008		
	1	Valley Pan Gasket Set	69-68			
	1	FREEZE PLUGS	69-68	381-8001		
	1	Brass Block Plug Kit	69-68	381-9002	1.500" Diameter, 0.375" Height	
	1	Brass Deep Cup Freeze Plug	69-68	381-3084	2.141" Diameter	

74 390 6.4L (6391cc) OHV V8 (16 Valve), 4.165" Bore (AMC Eng.), 4 Bbl. "VIN X" 1970-1968

VALVE TRAIN	QTY	TIMING	YEARS	PART NO.	DESCRIPTION	VALVE TRAIN
	1	3 Piece Set	70-68	KT3-349S	5/8" wide sprocket teeth; (1) 222-349; (1) 223-281; (1) 223-412	
	1	Timing Chain	70-68	222-349	5/8" wide; 62 Links	
	1	Crank Sprocket	70-68	223-281	Use w/5/8" wide chain; 23 Teeth	
	1	CAMSHAFT/LIFTER	70-68	CS-646	Hydraulic, (050) Duration at .050 Lobe Lift, 196 Exh., 196 Int., 110 Degrees Lobe Separation	
	1	Performance Cam	70-68	CS-1026R	Pro-2000 Perf. Cam; 0.472" Exh. Valve Lift, 0.448" Int. Valve Lift, Hydraulic, (050) Duration at .050 Lobe Lift, 214 Exh., 204 Int., 110 Degrees Lobe Separation	
	1	Prelube		55-403 Std Only	1.5 oz. packet	
	1	Prelube		55-400 Std Only	4 oz. bottle; 1.5 oz. packet No. 55-403 also avail.	
	16	Lifter	70-68	HT-2011 Std Only	Hyd.; w/2 grooves	
	16	Lifter	70-68	HT-2011R Std Only	Speed-Pro Hi-Revolution Hyd.	
	16	Lifter, Bulk	70-68	HT-2011B Std Only	Hyd.; w/2 grooves; Carton of 117	
	1	CAM KIT	70-68	KC-646	Hyd.; (1) 55-403B; (1) CS-646; (16) HT-2011	
	1	Cam/Lifter Kit	70-68	KC-1026R	Hyd.; Pro-2000 Perf. Cam; Duration at .050", 204 Int., 214 Exh.; Valve lift .448" Int., .472" Exh.; Lobe Separation 110 Degrees; (1) 55-403B; (1) CS-1026R; (16) HT-2011	
	16	PUSH ROD	70	RP-3093 Std Only	7.7940" O.A.L.	
	16	Push Rod, Bulk	70	BRP-3093 Std Only	Carton of 100; 7.7940" O.A.L.	
	8	VALVE	70-68	V-1830 Std Only	VINTAGE; 1 groove; 1.6250" Head Dia., 0.3710" Stem Dia., 4.9180" O.A.L.	
	8	Exhaust	70-68	V-1831 Std Only	VINTAGE; 1 groove; 2.0150" Head Dia., 0.3715" Stem Dia., 4.8990" O.A.L.	
	8	Intake	70-68			

(continued on next page)

American Motors Car (Incl. AMC, Hudson, Nash, Rambler)

390 6.4L (6391cc) OHV V8 (16 Valve), 4.165" Bore (AMC Eng.), 4 Bbl. "VIN X" 1970-1968 74
(cont.)

QTY	VALVE GUIDE	YEARS	PART NO.	DESCRIPTION
16	Guide	70-68	VG-5062 Std Only	0.3735" ID, 2.3800" O.A.L
QTY	VALVE SPRING	YEARS	PART NO.	DESCRIPTION
16	Spring	70-68	VS-703 Std Only	2.0560" Free Height
16	Spring, Bulk	70-68	VS-703B Std Only	Carton of 250; 2.0560" Free Height
QTY	VALVE SEAL	YEARS	PART NO.	DESCRIPTION
16	Valve Stem Seal	70-68	ST-2002 Std Only	Installation requires valve guide machining; (PLY) Polyacrylate
16	Valve Stem Seal	70-68	MV-1771C Std Only	Umbrella type; (PLY) Polyacrylate
16	Valve Stem Seal Bulk	70-68	ST-2002BC Std Only	Positive type; Installation requires valve guide machining; Carton of 100; (PLY) Polyacrylate
16	Valve Stem Seal Bulk	70-68	MV-1771 Std Only	Umbrella type; Carton of 100; (PLY) Polyacrylate
QTY	VALVE SEAT	YEARS	PART NO.	DESCRIPTION
8	Seat	70-68	245-1687-2 Std Only	1.6925" OD, 1.4375" ID, 0.2160" Depth
8	Seat	70-68	245-2000-1 Std Only	2.0055" OD, 1.7500" ID, 0.2160" Depth
8	Seat	70	245-1687-2 Std Only	Loc. Exh.; 1.6925" OD, 1.4375" ID, 0.2160" Depth
8	Seat	70	245-1687-2N Std Only	Loc. Exh.; Premium Material; 1.6925" OD, 1.4375" ID, 0.2160" Depth
8	Seat	70	245-2000-1 Std Only	Loc. Int.; 2.0055" OD, 1.7500" ID, 0.2160" Depth
8	Seat	70-68	245-1687-2N Std Only	Premium Material; 1.6925" OD, 1.4375" ID, 0.2160" Depth
8	Seat	69	245-1687-2 Std Only	Exc. American Motors Rambler Rogue; Loc. Exh.; 1.6925" OD, 1.4375" ID, 0.2160" Depth
8	Seat	69	245-1687-2N Std Only	Exc. American Motors Rambler Rogue; Loc. Exh.; Premium Material; 1.6925" OD, 1.4375" ID, 0.2160" Depth
8	Seat	69	245-2000-1 Std Only	Exc. American Motors Rambler Rogue; Loc. Int.; 2.0055" OD, 1.7500" ID, 0.2160" Depth
8	Seat	68	245-1687-2 Std Only	Loc. Exh.; 1.6925" OD, 1.4375" ID, 0.2160" Depth
8	Seat	68	245-1687-2N Std Only	Loc. Exh.; Premium Material; 1.6925" OD, 1.4375" ID, 0.2160" Depth
8	Seat	68	245-2000-1 Std Only	Loc. Int.; 2.0055" OD, 1.7500" ID, 0.2160" Depth
QTY	VALVE, MISC	YEARS	PART NO.	DESCRIPTION
32	Keeper	70-68	VK-138A Std Only	1 groove; Square cut key groove; Carton pack 24
32	Keeper	70-68	VK-138 Std Only	1 groove; Square cut key groove; Carton pack 32
32	Keeper	70-68	VK-138R Std Only	1 groove; Square cut key groove; Hardened
32	Keeper, Bulk	70-68	VK-138B Std Only	1 groove; Square cut key groove; Carton of 1000
16	Spring Insert	70-68	259-103C Std Only	.015"; ID 1.030"; Carton of 100
16	Spring Insert	70-68	259-103B Std Only	.030"; ID 1.030"; Carton of 100
16	Spring Insert	70-68	259-103BRS Std Only	.030"; ID 1.030"; Carton of 500
16	Spring Insert	70-68	259-103A Std Only	.060"; ID 1.030"; Carton of 100
16	Spring Insert	70-68	259-103ARS Std Only	.060"; ID 1.030"; Carton of 500
QTY	RINGS	YEARS	PART NO.	DESCRIPTION
1	Premium Set	70-68	E-302K 30 30-40	VINTAGE; 2-5/64, 1-3/16; Premium Moly
1	Standard Set	70-68	E-302X Std-30-40	VINTAGE; 2-5/64, 1-3/16; Iron
QTY	ENGINE BEARINGS	YEARS	PART NO.	DESCRIPTION
1	Main Set	70	4950M 10 10	VINTAGE
1	Main Set	69-68	5037M Std-1-10-20-30	
1	Main Set	69-68	7450M 20 20	.10MM O/S length flange brg.
1	Rod Set	70-68	8-3385CP 10 10-30	VINTAGE
8	Rod Pair	70-68	3385CP 10 10-30	VINTAGE
1	Cam Set	70-68	1401M Std Only	
QTY	OIL PUMP	YEARS	PART NO.	DESCRIPTION
1	Pump Repair Kit	70-68	224-51285	
1	Screen Assy.	70-68	224-14161	
QTY	GASKETS	YEARS	PART NO.	DESCRIPTION
1	Kit Gasket Set	70-68	260-1151	Int. manifold gskt. not incl.; Premium valve stem seals incl.
1	Valley Pan Gasket Set	70-68	260-4008	
QTY	FREEZE PLUGS	YEARS	PART NO.	DESCRIPTION
1	Brass Block Plug Kit	70-68	381-8001	
1	Brass Deep Cup Freeze Plug	70-68	381-9002	1.500" Diameter, 0.375" Height
1	Steel Deep Cup Freeze Plug	70-68	381-3084	2.141" Diameter
1	Steel Shallow Cup Freeze Plug	69	381-2170	American Motors Rambler Rogue; VINTAGE; 2.141" Diameter

390 6.4L (6391cc) OHV V8 (16 Valve), 4.165" Bore (AMC Eng.), 4 Bbl. "VIN Y" 1970 75

QTY	TIMING	YEARS	PART NO.	DESCRIPTION
1	3 Piece Set	70	KT3-349S	5/8" wide sprocket teeth; (1) 222-349; (1) 223-281; (1) 223-412
1	Timing Chain	70	222-349	5/8" wide; 62 Links
1	Crank Sprocket	70	223-281	Use w/5/8" wide chain; 23 Teeth

(continued on next page)

American Motors Car (Incl. AMC, Hudson, Nash, Rambler)

75 390 6.4L (6391cc) OHV V8 (16 Valve), 4.165" Bore (AMC Eng.), 4 Bbl. "VIN Y" 1970
(cont.)

QTY	CAMSHAFT/LIFTER	YEARS	PART NO.	DESCRIPTION
1	Camshaft	70	CS-646	Hydraulic, (050) Duration at .050 Lobe Lift, 196 Exh., 196 Int., 110 Degrees Lobe Separation
1	Performance Cam	70	CS-1026R	Pro-2000 Perf. Cam; 0.472" Exh. Valve Lift, 0.448" Int. Valve Lift, Hydraulic, (050) Duration at .050 Lobe Lift, 214 Exh., 204 Int., 110 Degrees Lobe Separation
1	Prelube		55-403 Std Only	1.5 oz. packet
1	Prelube		55-400 Std Only	4 oz. bottle; 1.5 oz. packet No. 55-403 also avail.
16	Lifter	70	HT-2011 Std Only	Hyd.; w/2 grooves
16	Lifter	70	HT-2011R Std Only	Speed-Pro Hi-Revolution Hyd.
16	Lifter, Bulk	70	HT-2011B Std Only	Hyd.; w/2 grooves; Carton of 117
QTY	CAM KIT	YEARS	PART NO.	DESCRIPTION
1	Cam/Lifter Kit	70	KC-646	Hyd.; (1) 55-403B; (1) CS-646; (16) HT-2011
1	Cam/Lifter Kit	70	KC-1026R	Hyd.; Pro-2000 Perf. Cam; Duration at .050", 204 Int., 214 Exh.; Valve lift .448" Int., .472" Exh.; Lobe Separation 110 Degrees; (1) 55-403B; (1) CS-1026R; (16) HT-2011
QTY	PUSH ROD	YEARS	PART NO.	DESCRIPTION
16	Push Rod	70	RP-3093 Std Only	7.7940" O.A.L.
16	Push Rod, Bulk	70	BRP-3093 Std Only	Carton of 100; 7.7940" O.A.L.
QTY	VALVE	YEARS	PART NO.	DESCRIPTION
8	Exhaust	70	V-1830 Std Only	VINTAGE; 1 groove; 1.6250" Head Dia., 0.3710" Stem Dia., 4.9180" O.A.L.
8	Intake	70	V-1831 Std Only	VINTAGE; 1 groove; 2.0150" Head Dia., 0.3715" Stem Dia., 4.8990" O.A.L.
QTY	VALVE GUIDE	YEARS	PART NO.	DESCRIPTION
16	Guide	70	VG-5062 Std Only	0.3735" ID, 2.3800" O.A.L
QTY	VALVE SPRING	YEARS	PART NO.	DESCRIPTION
16	Spring	70	VS-703 Std Only	2.0560" Free Height
16	Spring, Bulk	70	VS-703B Std Only	Carton of 250; 2.0560" Free Height
QTY	VALVE SEAL	YEARS	PART NO.	DESCRIPTION
16	Valve Stem Seal	70	ST-2002 Std Only	Installation requires valve guide machining; (PLY) Polyacrylate
16	Valve Stem Seal	70	MV-1771C Std Only	Umbrella type; (PLY) Polyacrylate
16	Valve Stem Seal Bulk	70	ST-2002BC Std Only	Positive type; Installation requires valve guide machining; Carton of 100; (PLY) Polyacrylate
16	Valve Stem Seal Bulk	70	MV-1771 Std Only	Umbrella type; Carton of 100; (PLY) Polyacrylate
QTY	VALVE SEAT	YEARS	PART NO.	DESCRIPTION
8	Seat	70	245-1687-2 Std Only	Loc. Exh.; 1.6925" OD, 1.4375" ID, 0.2160" Depth
8	Seat	70	245-1687-2N Std Only	Loc. Exh.; Premium Material; 1.6925" OD, 1.4375" ID, 0.2160" Depth
8	Seat	70	245-2000-1 Std Only	Loc. Int.; 2.0055" OD, 1.7500" ID, 0.2160" Depth
QTY	VALVE, MISC	YEARS	PART NO.	DESCRIPTION
32	Keeper	70	VK-138A Std Only	1 groove; Square cut key groove; Carton pack 24
32	Keeper	70	VK-138 Std Only	1 groove; Square cut key groove; Carton pack 32
32	Keeper	70	VK-138R Std Only	1 groove; Square cut key groove; Hardened
32	Keeper, Bulk	70	VK-138B Std Only	1 groove; Square cut key groove; Carton of 1000
16	Spring Insert	70	259-103C Std Only	.015"; ID 1.030"; Carton of 100
16	Spring Insert	70	259-103B Std Only	.030"; ID 1.030"; Carton of 100
16	Spring Insert	70	259-103BRS Std Only	.030"; ID 1.030"; Carton of 500
16	Spring Insert	70	259-103A Std Only	.060"; ID 1.030"; Carton of 100
16	Spring Insert	70	259-103ARS Std Only	.060"; ID 1.030"; Carton of 500
QTY	RINGS	YEARS	PART NO.	DESCRIPTION
1	Premium Set	70	E-302K 30 30-40	VINTAGE; 2-5/64, 1-3/16; Premium Moly
1	Standard Set	70	E-302X Std-30-40	VINTAGE; 2-5/64, 1-3/16; Iron
QTY	ENGINE BEARINGS	YEARS	PART NO.	DESCRIPTION
1	Main Set	70	4950M 10 10	VINTAGE
1	Cam Set	70	1401M Std Only	
QTY	OIL PUMP	YEARS	PART NO.	DESCRIPTION
1	Pump Repair Kit	70	224-51285	
1	Screen Assy.	70	224-14161	
QTY	GASKETS	YEARS	PART NO.	DESCRIPTION
1	Kit Gasket Set	70	260-1151	Int. manifold gskt. not incl.; Premium valve stem seals incl.
1	Valley Pan Gasket Set	70	260-4008	
QTY	FREEZE PLUGS	YEARS	PART NO.	DESCRIPTION
1	Brass Block Plug Kit	70	381-8001	
1	Brass Deep Cup Freeze Plug	70	381-9002	1.500" Diameter, 0.375" Height
1	Steel Deep Cup Freeze Plug	70	381-3084	2.141" Diameter

VALVE TRAIN

VALVE TRAIN

BLOCK

BLOCK

American Motors Car (Incl. AMC, Hudson, Nash, Rambler)

401 6.6L (6571cc) OHV V8 (16 Valve), 4.165" Bore (AMC Eng.), 4 Bbl. "VIN Z" 1976-1971 **76**

QTY	TIMING	YEARS	PART NO.	DESCRIPTION
1	3 Piece Set	76-71	KT3-349S	5/8" wide sprocket teeth; (1) 222-349; (1) 223-281; (1) 223-412
1	Timing Chain	76-71	222-349	5/8" wide; 62 Links
1	Crank Sprocket	76-71	223-281	Use w/5/8" wide chain; 23 Teeth
QTY	CAMSHAFT/LIFTER	YEARS	PART NO.	DESCRIPTION
1	Camshaft	76-71	CS-646	Hydraulic, (050) Duration at .050 Lobe Lift, 196 Exh., 196 Int., 110 Degrees Lobe Separation
1	Performance Cam	74-71	CS-1026R	Pro-2000 Perf. Cam; 0.472" Exh. Valve Lift, 0.448" Int. Valve Lift, Hydraulic, (050) Duration at .050 Lobe Lift, 214 Exh., 204 Int., 110 Degrees Lobe Separation
1	Prelube		55-403 Std Only	1.5 oz. packet
1	Prelube		55-400 Std Only	4 oz. bottle; 1.5 oz. packet No. 55-403 also avail.
16	Lifter	74-71	HT-2011 Std Only	Hyd.; w/2 grooves
16	Lifter	74-71	HT-2011R Std Only	Speed-Pro Hi-Revolution Hyd.
16	Lifter, Bulk	74-71	HT-2011B Std Only	Hyd.; w/2 grooves; Carton of 117
QTY	CAM KIT	YEARS	PART NO.	DESCRIPTION
1	Cam/Lifter Kit	74-71	KC-646	Hyd.; (1) 55-403B; (1) CS-646; (16) HT-2011
1	Cam/Lifter Kit	74-71	KC-1026R	Hyd.; Pro-2000 Perf. Cam; Duration at .050", 204 Int., 214 Exh.; Valve lift .448" Int., .472" Exh.; Lobe Separation 110 Degrees; (1) 55-403B; (1) CS-1026R; (16) HT-2011
QTY	PUSH ROD	YEARS	PART NO.	DESCRIPTION
16	Push Rod	74-71	RP-3093 Std Only	7.7940" O.A.L.
16	Push Rod	74-71	RP-3212R Std-100-150-200	Chrome-Moly; 7.7900" O.A.L.
16	Push Rod, Bulk	74-71	BRP-3093 Std Only	Carton of 100; 7.7940" O.A.L.
16	Push Rod, Bulk	74-71	BRP-3212R Std-100	Chrome-Moly; Carton of 100; 7.7900" O.A.L.
QTY	ROCKER PARTS	YEARS	PART NO.	DESCRIPTION
8	Arm Assy.	74	R-875 Std Only	Incl. 2-arms, 2-pivots & 1-bridge
8	Arm Assy., Bulk	74	R-875B Std Only	Incl. 2-arms, 2-pivots & 1-bridge; Carton of 32
8	Arm	74	R-875A Std Only	
8	Bridge	74	MR-1840 Std Only	
8	Pivot	74	MR-1909 Std Only	Incl. 2-pivots & 1-bridge
8	Pivot	74	MR-1839 Std Only	Pivot only
QTY	VALVE	YEARS	PART NO.	DESCRIPTION
8	Exhaust	74-73	V-1980 Std Only	VINTAGE; w/Rotators; 1 groove; w/Rotocaps; 1.6800" Head Dia., 0.3710" Stem Dia., 4.9290" O.A.L.
8	Exhaust	74-73	V-2024 Std Only	w/o Rotators; 4 groove; Chrome plated stem; 1.6800" Head Dia., 0.3721" Stem Dia., 4.9090" O.A.L.
8	Exhaust	72-71	V-2024 Std Only	4 groove; Chrome plated stem; 1.6800" Head Dia., 0.3721" Stem Dia., 4.9090" O.A.L.
8	Exhaust, Bulk	74-73	V-2024B Std Only	w/o Rotators; 4 groove; Chrome plated stem; Carton of 25; 1.6800" Head Dia., 0.3721" Stem Dia., 4.9090" O.A.L.
8	Exhaust, Bulk	72-71	V-2024B Std Only	4 groove; Chrome plated stem; Carton of 25; 1.6800" Head Dia., 0.3721" Stem Dia., 4.9090" O.A.L.
8	Intake	74-73	V-1979 Std Only	4 groove; 2.0260" Head Dia., 0.3719" Stem Dia., 4.8980" O.A.L.
8	Intake	72-71	V-1831 Std Only	VINTAGE; 1 groove; 2.0150" Head Dia., 0.3715" Stem Dia., 4.8990" O.A.L.
QTY	VALVE GUIDE	YEARS	PART NO.	DESCRIPTION
8	Guide	74-71	VG-5062 Std Only	Loc. Exhaust; 0.3735" ID, 2.3800" O.A.L.
8	Guide	74-71	VG-5062 Std Only	Loc. Intake; 0.3735" ID, 2.3800" O.A.L.
QTY	VALVE SEAL	YEARS	PART NO.	DESCRIPTION
16	Valve Stem Seal	74-71	ST-2002 Std Only	Installation requires valve guide machining; (PLY) Polyacrylate
16	Valve Stem Seal Bulk	74-71	ST-2002BC Std Only	Positive type; Installation requires valve guide machining; Carton of 100; (PLY) Polyacrylate
QTY	VALVE SEAT	YEARS	PART NO.	DESCRIPTION
8	Seat	74-71	245-1750-3 Std Only	Loc. Exh.; 1.7555" OD, 1.4375" ID, 0.2160" Depth
8	Seat	74-71	245-1750-3N Std Only	Loc. Exh.; Premium Material; 1.7555" OD, 1.4375" ID, 0.2160" Depth
8	Seat	74-71	245-2125-1 Std Only	Loc. Int.; 2.1305" OD, 1.8125" ID, 0.2480" Depth
QTY	VALVE, MISC	YEARS	PART NO.	DESCRIPTION
16	Keeper	74-73	VK-115A Std Only	Loc. Exh.; 1 groove; Square cut key groove; Carton pack 24
16	Keeper	74-73	VK-115 Std Only	Loc. Exh.; 1 groove; Square cut key groove; Carton pack 32
16	Keeper	74-73	VK-115R Std Only	Loc. Exh.; 1 groove; Square cut key groove; Hardened
16	Keeper	74-73	VK-174 Std Only	Loc. Int.; 4 groove
16	Keeper	74-73	VK-174R Std Only	Loc. Int.; 4 groove; Hardened
8	Keeper	72-71	VK-138A Std Only	Loc. Exh.; 1 groove; Square cut key groove; Carton pack 24
8	Keeper	72-71	VK-138 Std Only	Loc. Exh.; 1 groove; Square cut key groove; Carton pack 32
8	Keeper	72-71	VK-138R Std Only	Loc. Exh.; 1 groove; Square cut key groove; Hardened
8	Keeper	72-71	VK-138A Std Only	Loc. Int.; 1 groove; Square cut key groove; Carton pack 24

VALVE TRAIN

VALVE TRAIN

(continued on next page)

American Motors Car (Incl. AMC, Hudson, Nash, Rambler)

76 401 6.6L (6571cc) OHV V8 (16 Valve), 4.165" Bore (AMC Eng.), 4 Bbl. "VIN Z" 1976-1971
(cont.)

QTY	VALVE, MISC (cont.)	YEARS	PART NO.	DESCRIPTION
8	Keeper	72-71	VK-138 Std Only	Loc. Int.; 1 groove; Square cut key groove; Carton pack 32
8	Keeper	72-71	VK-138R Std Only	Loc. Int.; 1 groove; Square cut key groove; Hardened
16	Keeper, Bulk	74-73	VK-115B Std Only	Loc. Exh.; 1 groove; Square cut key groove; Carton of 1000
8	Keeper, Bulk	72-71	VK-138B Std Only	Loc. Exh.; 1 groove; Square cut key groove; Carton of 1000
8	Keeper, Bulk	72-71	VK-138B Std Only	Loc. Int.; 1 groove; Square cut key groove; Carton of 1000
16	Spring Insert	74-71	259-103C Std Only	.015"; ID 1.030"; Carton of 100
16	Spring Insert	74-71	259-103B Std Only	.030"; ID 1.030"; Carton of 100
16	Spring Insert	74-71	259-103BRS Std Only	.030"; ID 1.030"; Carton of 500
16	Spring Insert	74-71	259-103A Std Only	.060"; ID 1.030"; Carton of 100
16	Spring Insert	74-71	259-103ARS Std Only	.060"; ID 1.030"; Carton of 500
QTY	PISTON	YEARS	PART NO.	DESCRIPTION
8	Cast Piston	74-71	415CP 30 30-40-60	VINTAGE; Cast; 1.0007" Pin Dia.; 2 Rings 5/64 Groove, 1 Ring 3/16 Groove, 1.488 CD, Recessed Head .325 deep x 3.530 dia. - 8.5:1 C.R.; DUROSHIELD® skirt coated piston
8	Cast Piston - Individual	74-71	W415CP Std-30-40-60	VINTAGE; Cast; 1.0007" Pin Dia.; 2 Rings 5/64 Groove, 1 Ring 3/16 Groove, 1.488 CD, Recessed Head .325 deep x 3.530 dia. - 8.5:1 C.R.; DUROSHIELD® skirt coated piston
8	POWERFORGED Piston-Individual	71	WL-2380F 30 30-40	Powerforged; 1.0007" Pin Dia.; 2 Rings 5/64 Groove, 1 Ring 3/16 Groove, 1.505 CD, Recessed Head .170 deep w/4 valve reliefs. DUROSHIELD® skirt coated piston.
QTY	RINGS	YEARS	PART NO.	DESCRIPTION
1	Premium Set	74-71	E-302K 30 30-40	VINTAGE; 2-5/64, 1-3/16; Premium Moly
1	Standard Set	74-71	E-302X Std-30-40	VINTAGE; 2-5/64, 1-3/16; Iron
QTY	ENGINE BEARINGS	YEARS	PART NO.	DESCRIPTION
1	Main Set	74-71	4950M 10 10	VINTAGE
1	Rod Set	74-71	8-3385CP 10 10-30	VINTAGE
8	Rod Pair	74-71	3385CP 10 10-30	VINTAGE
1	Cam Set	74-71	1401M Std Only	
QTY	OIL PUMP	YEARS	PART NO.	DESCRIPTION
1	Pump Repair Kit	74-71	224-51285	
1	Screen Assy.	74-71	224-14161	
QTY	GASKETS	YEARS	PART NO.	DESCRIPTION
1	Kit Gasket Set	76-71	260-1151	Int. manifold gskt. not incl.; Premium valve stem seals incl.
1	Valley Pan Gasket Set	76-71	260-4008	
QTY	FREEZE PLUGS	YEARS	PART NO.	DESCRIPTION
1	Brass Block Plug Kit	76-71	381-8001	
1	Brass Deep Cup Freeze Plug	76-71	381-9002	1.500" Diameter, 0.375" Height
1	Steel Deep Cup Freeze Plug	76-71	381-3084	2.141" Diameter

BLOCK

BLOCK

Buick Car - See GM Car
Cadillac Car - See GM Car
Checker

Engine Finding Index

CID	Litres	CC	Block Type	Bore	Valves	Mfg.	Vin	Eng. Code	Mfg. Div.	Fuel Del. Type	Years	Line
226	3.7L	3704cc	L-HEAD L6	3.3125"	12	Continental Eng.		F226	Continental	1 Bbl./Gasoline	1963-1961	1
226	3.7L	3704cc	OHV L6	3.3125"	12	Continental Eng.		F226	Continental	1 Bbl./Gasoline	1964-1959	2
226	3.7L	3704cc	OHV L6	3.3125"	12	Continental Eng.		F226	Continental	2 Bbl./Gasoline	1964-1963	3
230	3.8L	3770cc	OHV L6	3.875"	12	GMC Eng.		HF	Chevrolet	1 Bbl./Gasoline	1965-1964	4
230	3.8L	3770cc	OHV L6	3.875"	12	GMC Eng.		OK	Chevrolet	1 Bbl./Gasoline	1968-1966	5
250	4.1L	4098cc	OHV L6	3.875"	12	GMC Eng.	D		Chevrolet	1 Bbl./Gasoline	1979-1972	6
250	4.1L	4098cc	OHV L6	3.875"	12	GMC Eng.			Chevrolet	1 Bbl./Gasoline	1971-1969	7
283	4.6L	4638cc	OHV V8	3.875"	16	GMC Eng.		C	Chevrolet	2 Bbl./Gasoline	1964	8
283	4.6L	4638cc	OHV V8	3.875"	16	GMC Eng.		GA	Chevrolet	2 Bbl./Gasoline	1967-1965	9
307	5.0L	5032cc	OHV V8	3.875"	16	GMC Eng.		CNC	Chevrolet	2 Bbl./Gasoline	1970	10
307	5.0L	5032cc	OHV V8	3.875"	16	GMC Eng.		CND	Chevrolet	2 Bbl./Gasoline	1970	11
307	5.0L	5032cc	OHV V8	3.875"	16	GMC Eng.		CNE	Chevrolet	2 Bbl./Gasoline	1970	12
307	5.0L	5032cc	OHV V8	3.875"	16	GMC Eng.		CNF	Chevrolet	2 Bbl./Gasoline	1970	13
307	5.0L	5032cc	OHV V8	3.875"	16	GMC Eng.		DA	Chevrolet	2 Bbl./Gasoline	1969-1968	14
307	5.0L	5032cc	OHV V8	3.875"	16	GMC Eng.		DB	Chevrolet	2 Bbl./Gasoline	1968	15
307	5.0L	5032cc	OHV V8	3.875"	16	GMC Eng.		DC	Chevrolet	2 Bbl./Gasoline	1969	16
307	5.0L	5032cc	OHV V8	3.875"	16	GMC Eng.		DD	Chevrolet	2 Bbl./Gasoline	1969	17
307	5.0L	5032cc	OHV V8	3.875"	16	GMC Eng.		DE	Chevrolet	2 Bbl./Gasoline	1969-1968	18
307	5.0L	5032cc	OHV V8	3.875"	16	GMC Eng.		DN	Chevrolet	2 Bbl./Gasoline	1968	19
318	5.2L	5212cc	OHV V8	3.9063"	16	Chrysler Eng.	E			2 Bbl./Gasoline	1966	20
318	5.2L	5212cc	OHV V8	3.9063"	16	Chrysler Eng.		A318		2 Bbl./Gasoline	1965	21

Engine Finding Index

CID	Litres	CC	Block Type	Bore	Valves	Mfg.	Vin	Eng. Code	Mfg. Div.	Fuel Del. Type	Years	Line
318	5.2L	5212cc	OHV V8	3.9063"	16	Chrysler Eng.		MD2		2 Bbl./Gasoline	1959	22
318	5.2L	5212cc	OHV V8	3.9063"	16	Chrysler Eng.		P31		2 Bbl./Gasoline	1960	23
318	5.2L	5212cc	OHV V8	3.9063"	16	Chrysler Eng.		R31		2 Bbl./Gasoline	1961	24
318	5.2L	5212cc	OHV V8	3.9063"	16	Chrysler Eng.		S31		2 Bbl./Gasoline	1962	25
318	5.2L	5212cc	OHV V8	3.9063"	16	Chrysler Eng.		T31		2 Bbl./Gasoline	1963	26
318	5.2L	5212cc	OHV V8	3.9063"	16	Chrysler Eng.		V31		2 Bbl./Gasoline	1964	27
327	5.4L	5360cc	OHV V8	4"	16	GMC Eng.		EA	Chevrolet	4 Bbl./Gasoline	1966-1965	28
327	5.4L	5360cc	OHV V8	4"	16	GMC Eng.		FJ	Chevrolet	4 Bbl./Gasoline	1969	29
327	5.4L	5360cc	OHV V8	4"	16	GMC Eng.		JQ	Chevrolet	4 Bbl./Gasoline	1964	30
327	5.4L	5360cc	OHV V8	4"	16	GMC Eng.		MA	Chevrolet	4 Bbl./Gasoline	1968-1967	31

Engine Code Index

Eng. Code	CID	Litres	CC	Block Type	Bore	Valves	Mfg.	Vin	Mfg. Div.	Fuel Del. Type	Years	Line
A318	318	5.2L	5212cc	OHV V8	3.9063"	16	Chrysler Eng.			2 Bbl./Gasoline	1965	21
C	283	4.6L	4638cc	OHV V8	3.875"	16	GMC Eng.		Chevrolet	2 Bbl./Gasoline	1964	8
CNC	307	5.0L	5032cc	OHV V8	3.875"	16	GMC Eng.		Chevrolet	2 Bbl./Gasoline	1970	10
CND	307	5.0L	5032cc	OHV V8	3.875"	16	GMC Eng.		Chevrolet	2 Bbl./Gasoline	1970	11
CNE	307	5.0L	5032cc	OHV V8	3.875"	16	GMC Eng.		Chevrolet	2 Bbl./Gasoline	1970	12
CNF	307	5.0L	5032cc	OHV V8	3.875"	16	GMC Eng.		Chevrolet	2 Bbl./Gasoline	1970	13
DA	307	5.0L	5032cc	OHV V8	3.875"	16	GMC Eng.		Chevrolet	2 Bbl./Gasoline	1969-1968	14
DB	307	5.0L	5032cc	OHV V8	3.875"	16	GMC Eng.		Chevrolet	2 Bbl./Gasoline	1968	15
DC	307	5.0L	5032cc	OHV V8	3.875"	16	GMC Eng.		Chevrolet	2 Bbl./Gasoline	1969	16
DD	307	5.0L	5032cc	OHV V8	3.875"	16	GMC Eng.		Chevrolet	2 Bbl./Gasoline	1969	17
DE	307	5.0L	5032cc	OHV V8	3.875"	16	GMC Eng.		Chevrolet	2 Bbl./Gasoline	1969-1968	18
DN	307	5.0L	5032cc	OHV V8	3.875"	16	GMC Eng.		Chevrolet	2 Bbl./Gasoline	1968	19
EA	327	5.4L	5360cc	OHV V8	4"	16	GMC Eng.		Chevrolet	4 Bbl./Gasoline	1966-1965	28
F226	226	3.7L	3704cc	L-HEAD L6	3.3125"	12	Continental Eng.		Continental	1 Bbl./Gasoline	1963-1961	1
F226	226	3.7L	3704cc	OHV L6	3.3125"	12	Continental Eng.		Continental	1 Bbl./Gasoline	1964-1959	2
F226	226	3.7L	3704cc	OHV L6	3.3125"	12	Continental Eng.		Continental	2 Bbl./Gasoline	1964-1963	3
FJ	327	5.4L	5360cc	OHV V8	4"	16	GMC Eng.		Chevrolet	4 Bbl./Gasoline	1969	29
GA	283	4.6L	4638cc	OHV V8	3.875"	16	GMC Eng.		Chevrolet	2 Bbl./Gasoline	1967-1965	9
HF	230	3.8L	3770cc	OHV L6	3.875"	12	GMC Eng.		Chevrolet	1 Bbl./Gasoline	1965-1964	4
JQ	327	5.4L	5360cc	OHV V8	4"	16	GMC Eng.		Chevrolet	4 Bbl./Gasoline	1964	30
MA	327	5.4L	5360cc	OHV V8	4"	16	GMC Eng.		Chevrolet	4 Bbl./Gasoline	1968-1967	31
MD2	318	5.2L	5212cc	OHV V8	3.9063"	16	Chrysler Eng.			2 Bbl./Gasoline	1959	22
OK	230	3.8L	3770cc	OHV L6	3.875"	12	GMC Eng.		Chevrolet	1 Bbl./Gasoline	1968-1966	5
P31	318	5.2L	5212cc	OHV V8	3.9063"	16	Chrysler Eng.			2 Bbl./Gasoline	1960	23
R31	318	5.2L	5212cc	OHV V8	3.9063"	16	Chrysler Eng.			2 Bbl./Gasoline	1961	24
S31	318	5.2L	5212cc	OHV V8	3.9063"	16	Chrysler Eng.			2 Bbl./Gasoline	1962	25
T31	318	5.2L	5212cc	OHV V8	3.9063"	16	Chrysler Eng.			2 Bbl./Gasoline	1963	26
V31	318	5.2L	5212cc	OHV V8	3.9063"	16	Chrysler Eng.			2 Bbl./Gasoline	1964	27

226 3.7L (3704cc) L-HEAD L6 (12 Valve) (Continental), 3.3125" Bore (Continental Eng.), 1 Bbl. "Eng. Code F226" 1963-1961 1

QTY	VALVE	YEARS	PART NO.	DESCRIPTION
6	Exhaust	63-61	V-959 Std Only	VINTAGE
6	Intake	63-61	V-1203 Std Only	VINTAGE
QTY	VALVE GUIDE	YEARS	PART NO.	DESCRIPTION
12	Guide	63-61	VG-336 Std Only	VINTAGE
QTY	VALVE SPRING	YEARS	PART NO.	DESCRIPTION
12	Spring	63-61	VS-310 Std Only	VINTAGE; w/o Rotators
QTY	VALVE SEAL	YEARS	PART NO.	DESCRIPTION
1	Valve Stem Seal	63-61	MV-1233C Std Only	O-Ring; (RBB) Rubber
1	Valve Stem Seal Bulk	63-61	MV-1233 Std Only	O-Ring; Carton of 100; (RBB) Rubber
QTY	VALVE SEAT	YEARS	PART NO.	DESCRIPTION
6	Seat	63-61	245-1437-3 Std Only	Loc. Exh.; 1.4425" OD, 1.1880" ID, 0.2160" Depth
6	Seat	63-61	245-1437-3N Std Only	Loc. Exh.; Premium Material; 1.4425" OD, 1.1880" ID, 0.2160" Depth
6	Seat	63-61	245-1625-1 Std Only	Loc. Int.; 1.6300" OD, 1.3750" ID, 0.2160" Depth
6	Seat	63-61	245-1625-1N Std Only	Loc. Int.; Premium Material; 1.6300" OD, 1.3750" ID, 0.2160" Depth
QTY	VALVE, MISC	YEARS	PART NO.	DESCRIPTION
24	Keeper	63-61	VK-115A Std Only	1 groove; Square cut key groove; Carton pack 24
24	Keeper	63-61	VK-115 Std Only	1 groove; Square cut key groove; Carton pack 32
24	Keeper	63-61	VK-115R Std Only	1 groove; Square cut key groove; Hardened
24	Keeper, Bulk	63-61	VK-115B Std Only	1 groove; Square cut key groove; Carton of 1000

(continued on next page)

Checker

1 226 3.7L (3704cc) L-HEAD L6 (12 Valve) (Continental), 3.3125" Bore (Continental Eng.), 1 Bbl. "Eng. Code (cont.) F226" 1963-1961

QTY	PISTON	YEARS	PART NO.	DESCRIPTION
8	Pin Bushing	63-61	2134Y	
6	Pin Bushing	63-61	8649XAS	VINTAGE; Full round, thin wall .0055" O/S OD bushing
6	Pin Bushing	63-61	8649XA	VINTAGE; Full round, thin wall bushing w/.9150" OD
6	Pin Bushing	63-61	8649V	VINTAGE; Split type, thin wall bushing w/.9135" OD
6	Pin Bushing	63-61	8649V20	VINTAGE; Split type, thin wall bushing w/.9135" OD
8	Pin Bushing	63-61	2134Y20	VINTAGE; w/.020" extra bore stock
QTY	RINGS	YEARS	PART NO.	DESCRIPTION
1	Standard Set	63-61	5141X 30 30	VINTAGE; 2-3/32, 2-5/32; Iron
QTY	SLEEVE	YEARS	PART NO.	DESCRIPTION
6	Repair Sleeve	63-61	SL-12M Std Only	Checker Marathon Base; VINTAGE; 3/32" wall, must be cut to correct length
QTY	ENGINE BEARINGS	YEARS	PART NO.	DESCRIPTION
1	Main Set	63-61	4923MA Std-1-10-20-30-40-50-60	VINTAGE; A-Series aluminum bearings
1	Main Set	63-61	7452MA 20 20	VINTAGE; A-Series aluminum bearings ; .10MM O/S length flange brg.
1	Rod Set	63-61	8-2130CP Std-1-10-20-30-40-50	8-2130CA 60 avail. as unplated & resizeable
1	Rod Set	63-61	8-2130CA 60 60	Unplated & resizeable
1	Rod Set	63-61	8-2130CP 10X2 10X2	Use in .002" O/S Rod Bore
8	Rod Pair	63-61	2130CP Std-1-2-10-20-30-40	
3	Rod Pair	63-61	1995CPA Std-10-20-30-40-50	VINTAGE; Loc. 1-3-5; Use on all 6 positions if rod Forging No. ends in 402
3	Rod Pair	63-61	1995CP Std-10-20-30-40	VINTAGE; Loc. 2-4-6
1	Cam Set	63-61	1088M Std Only	VINTAGE

2 226 3.7L (3704cc) OHV L6 (12 Valve) (Continental), 3.3125" Bore (Continental Eng.), 1 Bbl. "Eng. Code F226" 1964-1959

QTY	VALVE	YEARS	PART NO.	DESCRIPTION
6	Exhaust	64-59	V-959 Std Only	VINTAGE
6	Intake	64-59	V-1203 Std Only	VINTAGE
QTY	VALVE GUIDE	YEARS	PART NO.	DESCRIPTION
12	Guide	64-59	VG-336 Std Only	VINTAGE
QTY	VALVE SPRING	YEARS	PART NO.	DESCRIPTION
12	Spring	64-59	VS-310 Std Only	VINTAGE; w/o Rotators
QTY	VALVE SEAL	YEARS	PART NO.	DESCRIPTION
1	Valve Stem Seal	64-59	MV-1233C Std Only	O-Ring; (RBB) Rubber
1	Valve Stem Seal Bulk	64-59	MV-1233 Std Only	O-Ring; Carton of 100; (RBB) Rubber
QTY	VALVE SEAT	YEARS	PART NO.	DESCRIPTION
6	Seat	64-59	245-1437-3 Std Only	Loc. Exh.; 1.4425" OD, 1.1880" ID, 0.2160" Depth
6	Seat	64-59	245-1437-3N Std Only	Loc. Exh.; Premium Material; 1.4425" OD, 1.1880" ID, 0.2160" Depth
6	Seat	64-59	245-1625-1 Std Only	Loc. Int.; 1.6300" OD, 1.3750" ID, 0.2160" Depth
6	Seat	64-59	245-1625-1N Std Only	Loc. Int.; Premium Material; 1.6300" OD, 1.3750" ID, 0.2160" Depth
QTY	VALVE, MISC	YEARS	PART NO.	DESCRIPTION
24	Keeper	64-59	VK-115A Std Only	1 groove; Square cut key groove; Carton pack 24
24	Keeper	64-59	VK-115 Std Only	1 groove; Square cut key groove; Carton pack 32
24	Keeper	64-59	VK-115R Std Only	1 groove; Square cut key groove; Hardened
24	Keeper, Bulk	64-59	VK-115B Std Only	1 groove; Square cut key groove; Carton of 1000

QTY	PISTON	YEARS	PART NO.	DESCRIPTION
8	Pin Bushing	64-61	2134Y	
6	Pin Bushing	64-59	8649XAS	VINTAGE; Full round, thin wall .0055" O/S OD bushing
6	Pin Bushing	64-59	8649XA	VINTAGE; Full round, thin wall bushing w/.9150" OD
6	Pin Bushing	64-59	8649V	VINTAGE; Split type, thin wall bushing w/.9135" OD
6	Pin Bushing	64-59	8649V20	VINTAGE; Split type, thin wall bushing w/.9135" OD
8	Pin Bushing	64-61	2134Y20	VINTAGE; w/.020" extra bore stock
QTY	RINGS	YEARS	PART NO.	DESCRIPTION
1	Standard Set	64-59	5141X 30 30	VINTAGE; 2-3/32, 2-5/32; Iron
QTY	SLEEVE	YEARS	PART NO.	DESCRIPTION
6	Repair Sleeve	64-59	SL-12M Std Only	VINTAGE; 3/32" wall, must be cut to correct length
QTY	ENGINE BEARINGS	YEARS	PART NO.	DESCRIPTION
1	Main Set	64-61	4923MA Std-1-10-20-30-40-50-60	VINTAGE; A-Series aluminum bearings
1	Main Set	64-61	7452MA 20 20	VINTAGE; A-Series aluminum bearings ; .10MM O/S length flange brg.

(continued on next page)

**226 3.7L (3704cc) OHV L6 (12 Valve) (Continental), 3.3125" Bore (Continental Eng.), 1 Bbl. "Eng. Code 2
F226" 1964-1959 (cont.)**

BLOCK	QTY	ENGINE BEARINGS (cont.)	YEARS	PART NO.	DESCRIPTION	BLOCK
	1	Rod Set	64-61	8-2130CP Std-1-10-20-30-40-50	8-2130CA 60 avail. as unplated & resizeable	
	1	Rod Set	64-61	8-2130CA 60 60	Unplated & resizeable	
	1	Rod Set	64-61	8-2130CP 10X2 10X2	Use in .002" O/S Rod Bore	
	8	Rod Pair	64-61	2130CP Std-1-2-10-20-30-40		
	3	Rod Pair	64-59	1995CPA Std-10-20-30-40-50	VINTAGE; Loc. 1-3-5; Use on all 6 positions if rod Forging No. ends in 402	
	3	Rod Pair	64-59	1995CP Std-10-20-30-40	VINTAGE; Loc. 2-4-6	
	1	Cam Set	64-59	1088M Std Only	VINTAGE	

**226 3.7L (3704cc) OHV L6 (12 Valve) (Continental), 3.3125" Bore (Continental Eng.), 2 Bbl. "Eng. Code 3
F226" 1964-1963**

VALVE TRAIN	QTY	VALVE	YEARS	PART NO.	DESCRIPTION	VALVE TRAIN
	6	Exhaust	64-63	V-959 Std Only	VINTAGE	
	6	Intake	64-63	V-1203 Std Only	VINTAGE	
	12	VALVE GUIDE Guide	64-63	VG-336 Std Only	VINTAGE	
	12	VALVE SPRING Spring	64-63	VS-310 Std Only	VINTAGE; w/o Rotators	
	1	VALVE SEAL Valve Stem Seal	64-63	MV-1233C Std Only	O-Ring; (RBB) Rubber	
	1	Valve Stem Seal Bulk	64-63	MV-1233 Std Only	O-Ring; Carton of 100; (RBB) Rubber	
	6	VALVE SEAT Seat	64-63	245-1437-3 Std Only	Loc. Exh.; 1.4425" OD, 1.1880" ID, 0.2160" Depth	
	6	Seat	64-63	245-1437-3N Std Only	Loc. Exh.; Premium Material; 1.4425" OD, 1.1880" ID, 0.2160" Depth	
	6	Seat	64-63	245-1625-1 Std Only	Loc. Int.; 1.6300" OD, 1.3750" ID, 0.2160" Depth	
	6	Seat	64-63	245-1625-1N Std Only	Loc. Int.; Premium Material; 1.6300" OD, 1.3750" ID, 0.2160" Depth	
	24	VALVE, MISC Keeper	64-63	VK-115A Std Only	1 groove; Square cut key groove; Carton pack 24	
	24	Keeper	64-63	VK-115 Std Only	1 groove; Square cut key groove; Carton pack 32	
	24	Keeper	64-63	VK-115R Std Only	1 groove; Square cut key groove; Hardened	
	24	Keeper, Bulk	64-63	VK-115B Std Only	1 groove; Square cut key groove; Carton of 1000	

BLOCK	QTY	PISTON	YEARS	PART NO.	DESCRIPTION	BLOCK
	8	Pin Bushing	64-63	2134Y		
	6	Pin Bushing	64-63	8649XAS	VINTAGE; Full round, thin wall .0055" O/S OD bushing	
	6	Pin Bushing	64-63	8649XA	VINTAGE; Full round, thin wall bushing w/.9150" OD	
	6	Pin Bushing	64-63	8649V	VINTAGE; Split type, thin wall bushing w/.9135" OD	
	6	Pin Bushing	64-63	8649V20	VINTAGE; Split type, thin wall bushing w/.9135" OD	
	8	Pin Bushing	64-63	2134Y20	VINTAGE; w/.020" extra bore stock	
	1	RINGS Standard Set	64-63	5141X 30 30	VINTAGE; 2-3/32, 2-5/32; Iron	
	6	SLEEVE Repair Sleeve	64-63	SL-12M Std Only	VINTAGE; 3/32" wall, must be cut to correct length	
	1	ENGINE BEARINGS Main Set	64-63	4923MA Std-1-10-20-30-40-50-60	VINTAGE; A-Series aluminum bearings	
	1	Main Set	64-63	7452MA 20 20	VINTAGE; A-Series aluminum bearings; .10MM O/S length flange brg.	
	1	Rod Set	64-63	8-2130CP Std-1-10-20-30-40-50	8-2130CA 60 avail. as unplated & resizeable	
	1	Rod Set	64-63	8-2130CA 60 60	Unplated & resizeable	
	1	Rod Set	64-63	8-2130CP 10X2 10X2	Use in .002" O/S Rod Bore	
	8	Rod Pair	64-63	2130CP Std-1-2-10-20-30-40		
	3	Rod Pair	64-63	1995CPA Std-10-20-30-40-50	VINTAGE; Loc. 1-3-5; Use on all 6 positions if rod Forging No. ends in 402	
	3	Rod Pair	64-63	1995CP Std-10-20-30-40	VINTAGE; Loc. 2-4-6	
	1	Cam Set	64-63	1088M Std Only	VINTAGE	

230 3.8L (3770cc) OHV L6 (12 Valve) (Chevrolet), 3.875" Bore (GMC Eng.), 1 Bbl. "Eng. Code HF" 1965-1964 4

QTY	PISTON	YEARS	PART NO.	DESCRIPTION
6	Cast Piston	65-64	1107NP Std-30-40-60	VINTAGE; Cast; .9278" Pin Dia.; 2 Rings 5/64 Groove, 1 Ring 3/16 Groove, 1.780 CD, Flat Head w/4 valve reliefs
6	Pin Bushing	65-64	9849	VINTAGE; Full round design
6	Pin Bushing	65-64	9849V	VINTAGE; Split type bushing

(continued on next page)

Checker

4 230 3.8L (3770cc) OHV L6 (12 Valve) (Chevrolet), 3.875" Bore (GMC Eng.), 1 Bbl. "Eng. Code HF" 1965-1964 (cont.)					
QTY	ENGINE BEARINGS	YEARS	PART NO.	DESCRIPTION	
1	Main Set	65-64	4124MA Std-1-10-20-30-40-60	A-Series aluminum bearings	
1	Rod Set	65-64	6-2020CP Std-10-20-30-40	6-2020CA 60 avail. as unplated & resizeable	
1	Rod Set	65-64	6-2020CA 60 60	Unplated & resizeable	
6	Rod Pair	65-64	2020CP Std-1-2-10-20-30-40-50		
1	Cam Set	65-64	1203M Std Only	VINTAGE	
5 230 3.8L (3770cc) OHV L6 (12 Valve) (Chevrolet), 3.875" Bore (GMC Eng.), 1 Bbl. "Eng. Code OK" 1968-1966					
QTY	TIMING	YEARS	PART NO.	DESCRIPTION	
1	Gear Set	68	221-2525S	Checker Marathon Base; VINTAGE; (1) 221-2524; (1) 221-2537	
BLOCK	QTY	PISTON	YEARS	PART NO.	DESCRIPTION
	6	Cast Piston	68-66	1107NP Std-30-40-60	VINTAGE; Cast; .9278" Pin Dia.; 2 Rings 5/64 Groove, 1 Ring 3/16 Groove, 1.780 CD, Flat Head w/4 valve reliefs
	6	Pin Bushing	68-66	9849	VINTAGE; Full round design
	6	Pin Bushing	68-66	9849V	VINTAGE; Split type bushing
	QTY	ENGINE BEARINGS	YEARS	PART NO.	DESCRIPTION
	1	Main Set	68-66	4124MA Std-1-10-20-30-40-60	A-Series aluminum bearings
1	Rod Set	68-66	6-2020CP Std-10-20-30-40	6-2020CA 60 avail. as unplated & resizeable	
1	Rod Set	68-66	6-2020CA 60 60	Unplated & resizeable	
6	Rod Pair	68-66	2020CP Std-1-2-10-20-30-40-50		
1	Cam Set	68-66	1203M Std Only	VINTAGE	
6 250 4.1L (4098cc) OHV L6 (12 Valve) (Chevrolet), 3.875" Bore (GMC Eng.), 1 Bbl. "VIN D" 1979-1972					
QTY	TIMING	YEARS	PART NO.	DESCRIPTION	
1	Gear Set	79-77	221-2528S	Checker Marathon Base; (1) 221-2526; (1) 221-2527	
1	Gear Set	79-72	221-2528S	H/D; (1) 221-2526; (1) 221-2527	
1	Gear Set	79-75	221-2542LS	Laminated cam gear; 221-2520 not sold separately; (1) 221-2537; (1) 221-2542	
1	Gear Set	79-72	221-2525S	VINTAGE; L/D; (1) 221-2524; (1) 221-2537	
1	Crank Gear	79-77	221-2527	Checker Marathon Base; 27 Teeth	
1	Crank Gear	79-76	221-2527	H/D; 27 Teeth	
1	Crank Gear	79-75	221-2537	L/D; 27 Teeth	
1	Cam Gear	79-77	221-2526	Checker Marathon Base; Alum.; 54 Teeth	
1	Cam Gear	79-72	221-2526	From Late 1976; H/D; Alum.; 54 Teeth	
BLOCK	QTY	PISTON	YEARS	PART NO.	DESCRIPTION
	6	Cast Piston	75-72	599P Std-30-40-60	VINTAGE; Cast; .9275" Pin Dia.; 2 Rings 5/64 Groove, 1 Ring 3/16 Groove, 1.640 CD, Recessed Head .115 deep.
	6	Cast Piston	75-72	599P 40 Std-30-40-60	VINTAGE; Cast; .9275" Pin Dia.; 2 Rings 5/64 Groove, 1 Ring 3/16 Groove, 1.640 CD, Recessed Head .115 deep.
	6	Cast Piston - Individual	75-72	W599P Std-30-40-60	VINTAGE; Cast; .9275" Pin Dia.; 2 Rings 5/64 Groove, 1 Ring 3/16 Groove, 1.640 CD, Recessed Head .115 deep.
	QTY	ENGINE BEARINGS	YEARS	PART NO.	DESCRIPTION
	1	Main Set	75-72	4124MA Std-1-10-20-30-40-60	A-Series aluminum bearings
1	Rod Set	75-72	6-2020CP Std-10-20-30-40	6-2020CA 60 avail. as unplated & resizeable	
1	Rod Set	75-72	6-2020CA 60 60	Unplated & resizeable	
6	Rod Pair	75-72	2020CP Std-1-2-10-20-30-40-50		
1	Cam Set	75-72	1557M Std Only		
7 250 4.1L (4098cc) OHV L6 (12 Valve) (Chevrolet), 3.875" Bore (GMC Eng.), 1 Bbl. 1971-1969					
QTY	TIMING	YEARS	PART NO.	DESCRIPTION	
1	Gear Set	71-69	221-2525S	Checker Marathon Base; VINTAGE; L/D; (1) 221-2524; (1) 221-2537	
BLOCK	QTY	PISTON	YEARS	PART NO.	DESCRIPTION
	6	Cast Piston	71-69	599P Std-30-40-60	VINTAGE; Cast; .9275" Pin Dia.; 2 Rings 5/64 Groove, 1 Ring 3/16 Groove, 1.640 CD, Recessed Head .115 deep.
	6	Cast Piston	71-69	599P 40 Std-30-40-60	VINTAGE; Cast; .9275" Pin Dia.; 2 Rings 5/64 Groove, 1 Ring 3/16 Groove, 1.640 CD, Recessed Head .115 deep.
	6	Cast Piston - Individual	71-69	W599P Std-30-40-60	VINTAGE; Cast; .9275" Pin Dia.; 2 Rings 5/64 Groove, 1 Ring 3/16 Groove, 1.640 CD, Recessed Head .115 deep.
	QTY	ENGINE BEARINGS	YEARS	PART NO.	DESCRIPTION
	1	Main Set	71-69	4124MA Std-1-10-20-30-40-60	A-Series aluminum bearings
1	Rod Set	71-69	6-2020CP Std-10-20-30-40	6-2020CA 60 avail. as unplated & resizeable	
1	Rod Set	71-69	6-2020CA 60 60	Unplated & resizeable	
6	Rod Pair	71-69	2020CP Std-1-2-10-20-30-40-50		
1	Cam Set	71	1557M Std Only		

(continued on next page)

Checker

250 4.1L (4098cc) OHV L6 (12 Valve) (Chevrolet), 3.875" Bore (GMC Eng.), 1 Bbl. 1971-1969 7					
(cont.)					
	QTY	ENGINE BEARINGS	YEARS	PART NO.	DESCRIPTION
	1	Cam Set	70-69	1203M Std Only	VINTAGE
283 4.6L (4638cc) OHV V8 (16 Valve) (Chevrolet), 3.875" Bore (GMC Eng.), 2 Bbl. "Eng. Code C" 1964 8					
BLOCK	QTY	ENGINE BEARINGS	YEARS	PART NO.	DESCRIPTION
	1	Main Set	64	994M Std-1-10-20-30-40	VINTAGE
	1	Rod Set	64	8-2020CP Std-10-20-30-40	VINTAGE
	8	Rod Pair	64	2020CP Std-1-2-10-20-30-40-50	Exc. Checker Marathon Base
	1	Cam Set	64	1750M Std Only	2.030" housing bore
	1	Cam Set	64	1235M Std-1-10	Babbitt material; Full round design
1	Cam Set	64	1749M Std Only	Bi-Metal Aluminum	
283 4.6L (4638cc) OHV V8 (16 Valve) (Chevrolet), 3.875" Bore (GMC Eng.), 2 Bbl. "Eng. Code GA" 1967-1965 9					
BLOCK	QTY	PISTON	YEARS	PART NO.	DESCRIPTION
	8	Cast Piston	67	235NP Std-20-30-40-60	VINTAGE; Cast; .9278" Pin Dia.; 2 Rings 5/64 Groove, 1 Ring 3/16 Groove, 1.780 CD, Flat Head w/4 valve reliefs
	8	Cast Piston - Individual	67	W235NP Std-20-30-40-60	VINTAGE; Cast; .9278" Pin Dia.; 2 Rings 5/64 Groove, 1 Ring 3/16 Groove, 1.780 CD, Flat Head w/4 valve reliefs
	QTY	ENGINE BEARINGS	YEARS	PART NO.	DESCRIPTION
	1	Main Set	67-65	994M Std-1-10-20-30-40	VINTAGE
	1	Rod Set	67-65	8-2020CP Std-10-20-30-40	VINTAGE
	8	Rod Pair	67-65	2020CP Std-1-2-10-20-30-40-50	
	1	Cam Set	67-65	1750M Std Only	2.030" housing bore
	1	Cam Set	67-65	1235M Std-1-10	Babbitt material; Full round design
	1	Cam Set	67-65	1749M Std Only	Bi-Metal Aluminum
307 5.0L (5032cc) OHV V8 (16 Valve) (Chevrolet), 3.875" Bore (GMC Eng.), 2 Bbl. "Eng. Code CNC" 1970 10					
BLOCK	QTY	PISTON	YEARS	PART NO.	DESCRIPTION
	8	Cast Piston	70	295P Std-20-30-40-60	VINTAGE; Cast; .9275" Pin Dia.; 2 Rings 5/64 Groove, 1 Ring 3/16 Groove, 1.655 CD, Flat Head w/4 valve reliefs
	8	Cast Piston - Individual	70	W295P Std-60	VINTAGE; Cast; .9275" Pin Dia.; 2 Rings 5/64 Groove, 1 Ring 3/16 Groove, 1.655 CD, Flat Head w/4 valve reliefs
	QTY	ENGINE BEARINGS	YEARS	PART NO.	DESCRIPTION
	1	Main Set	70	4663M Std-1-2-10-20-30-40-60	
	1	Main Set	70	6688M 10 10-20-30	.020" O/S length flange brg.
	1	Main Set	70	4663MA Std-1-2-10-20-30-40-60	A-Series aluminum bearings
	1	Main Set	70	7329MA 10 10-20	A-Series aluminum bearings ; .010" O/S length flange brg.
	1	Rod Set	70	8-2555CP Std-1-10-20-30-40-50	8-2555CA 60 avail. as unplated & resizeable; Overplated copper-lead alloy
	1	Rod Set	70	8-2555A Std-1-10-20-30-40-50-60	A-Series aluminum bearings
	1	Rod Set	70	8-2555A 10X2 10X2-20X2-30X2-40X2	A-Series aluminum bearings ; Use in .002" O/S Rod Bore
	1	Rod Set	70	8-2555CA 60 60	Unplated & resizeable
	1	Rod Set	70	8-2555CP 10X2 + 10X2-20X2	Use in .002" O/S Rod Bore; Overplated copper-lead alloy; Superseded - When depleted use 8-2555A 10X2
	8	Rod Pair	70	2555A Std-1-2-10-20-30-40-50-60	A-Series aluminum bearings
	8	Rod Pair	70	2555CP Std-1-2-10-20-30-40-50	Overplated copper-lead alloy
	8	Rod Pair	70	2555CA 60 60	Unplated & resizeable
	8	Rod Pair	70	2555CP 10X2 + 10X2-20X2	Use in .002" O/S Rod Bore; Superseded - When depleted use 2555A 10X2
	1	Cam Set	70	1750M Std Only	2.030" housing bore
	1	Cam Set	70	1235M Std-1-10	Babbitt material; Full round design
1	Cam Set	70	1749M Std Only	Bi-Metal Aluminum	
307 5.0L (5032cc) OHV V8 (16 Valve) (Chevrolet), 3.875" Bore (GMC Eng.), 2 Bbl. "Eng. Code CND" 1970 11					
BLOCK	QTY	PISTON	YEARS	PART NO.	DESCRIPTION
	8	Cast Piston	70	295P Std-20-30-40-60	VINTAGE; Cast; .9275" Pin Dia.; 2 Rings 5/64 Groove, 1 Ring 3/16 Groove, 1.655 CD, Flat Head w/4 valve reliefs
	8	Cast Piston - Individual	70	W295P Std-60	VINTAGE; Cast; .9275" Pin Dia.; 2 Rings 5/64 Groove, 1 Ring 3/16 Groove, 1.655 CD, Flat Head w/4 valve reliefs
QTY	ENGINE BEARINGS	YEARS	PART NO.	DESCRIPTION	
1	Main Set	70	4663M Std-1-2-10-20-30-40-60		
1	Main Set	70	6688M 10 10-20-30	.020" O/S length flange brg.	

(continued on next page)

Checker

11 307 5.0L (5032cc) OHV V8 (16 Valve) (Chevrolet), 3.875" Bore (GMC Eng.), 2 Bbl. "Eng. Code CND" 1970 (cont.)

BLOCK	ENGINE BEARINGS					BLOCK
	QTY	(cont.)	YEARS	PART NO.	DESCRIPTION	
	1	Main Set	70	4663MA Std-1-2-10-20-30-40-60	A-Series aluminum bearings	
	1	Main Set	70	7329MA 10 10-20	A-Series aluminum bearings; .010" O/S length flange brg.	
	1	Rod Set	70	8-2555CP Std-1-10-20-30-40-50	8-2555CA 60 avail. as unplated & resizeable; Overplated copper-lead alloy	
	1	Rod Set	70	8-2555A Std-1-10-20-30-40-50-60	A-Series aluminum bearings	
	1	Rod Set	70	8-2555A 10X2 10X2-20X2-30X2-40X2	A-Series aluminum bearings; Use in .002" O/S Rod Bore	
	1	Rod Set	70	8-2555CA 60 60	Unplated & resizeable	
	1	Rod Set	70	8-2555CP 10X2 + 10X2-20X2	Use in .002" O/S Rod Bore; Overplated copper-lead alloy; Superseded - When depleted use 8-2555A 10X2	
	8	Rod Pair	70	2555A Std-1-2-10-20-30-40-50-60	A-Series aluminum bearings	
8	Rod Pair	70	2555CP Std-1-2-10-20-30-40-50	Overplated copper-lead alloy		
8	Rod Pair	70	2555CA 60 60	Unplated & resizeable		
8	Rod Pair	70	2555CP 10X2 + 10X2-20X2	Use in .002" O/S Rod Bore; Superseded - When depleted use 2555A 10X2		
1	Cam Set	70	1750M Std Only	2.030" housing bore		
1	Cam Set	70	1235M Std-1-10	Babbitt material; Full round design		
1	Cam Set	70	1749M Std Only	Bi-Metal Aluminum		

12 307 5.0L (5032cc) OHV V8 (16 Valve) (Chevrolet), 3.875" Bore (GMC Eng.), 2 Bbl. "Eng. Code CNE" 1970

BLOCK	QTY	PISTON	YEARS	PART NO.	DESCRIPTION	BLOCK
	8	Cast Piston	70	295P Std-20-30-40-60	VINTAGE; Cast; .9275" Pin Dia.; 2 Rings 5/64 Groove, 1 Ring 3/16 Groove, 1.655 CD, Flat Head w/4 valve reliefs	
8	Cast Piston - Individual	70	W295P Std-60	VINTAGE; Cast; .9275" Pin Dia.; 2 Rings 5/64 Groove, 1 Ring 3/16 Groove, 1.655 CD, Flat Head w/4 valve reliefs		
BLOCK	ENGINE BEARINGS					BLOCK
	QTY		YEARS	PART NO.	DESCRIPTION	
	1	Main Set	70	4663M Std-1-2-10-20-30-40-60	.020" O/S length flange brg.	
	1	Main Set	70	6688M 10 10-20-30	A-Series aluminum bearings	
	1	Main Set	70	4663MA Std-1-2-10-20-30-40-60	A-Series aluminum bearings	
	1	Main Set	70	7329MA 10 10-20	A-Series aluminum bearings; .010" O/S length flange brg.	
	1	Rod Set	70	8-2555CP Std-1-10-20-30-40-50	8-2555CA 60 avail. as unplated & resizeable; Overplated copper-lead alloy	
	1	Rod Set	70	8-2555A Std-1-10-20-30-40-50-60	A-Series aluminum bearings	
	1	Rod Set	70	8-2555A 10X2 10X2-20X2-30X2-40X2	A-Series aluminum bearings; Use in .002" O/S Rod Bore	
	1	Rod Set	70	8-2555CA 60 60	Unplated & resizeable	
	1	Rod Set	70	8-2555CP 10X2 + 10X2-20X2	Use in .002" O/S Rod Bore; Overplated copper-lead alloy; Superseded - When depleted use 8-2555A 10X2	
	8	Rod Pair	70	2555A Std-1-2-10-20-30-40-50-60	A-Series aluminum bearings	
	8	Rod Pair	70	2555CP Std-1-2-10-20-30-40-50	Overplated copper-lead alloy	
	8	Rod Pair	70	2555CA 60 60	Unplated & resizeable	
	8	Rod Pair	70	2555CP 10X2 + 10X2-20X2	Use in .002" O/S Rod Bore; Superseded - When depleted use 2555A 10X2	
1	Cam Set	70	1750M Std Only	2.030" housing bore		
1	Cam Set	70	1235M Std-1-10	Babbitt material; Full round design		
1	Cam Set	70	1749M Std Only	Bi-Metal Aluminum		

13 307 5.0L (5032cc) OHV V8 (16 Valve) (Chevrolet), 3.875" Bore (GMC Eng.), 2 Bbl. "Eng. Code CNF" 1970

BLOCK	QTY	PISTON	YEARS	PART NO.	DESCRIPTION	BLOCK
	8	Cast Piston	70	295P Std-20-30-40-60	VINTAGE; Cast; .9275" Pin Dia.; 2 Rings 5/64 Groove, 1 Ring 3/16 Groove, 1.655 CD, Flat Head w/4 valve reliefs	
8	Cast Piston - Individual	70	W295P Std-60	VINTAGE; Cast; .9275" Pin Dia.; 2 Rings 5/64 Groove, 1 Ring 3/16 Groove, 1.655 CD, Flat Head w/4 valve reliefs		
BLOCK	ENGINE BEARINGS					BLOCK
	QTY		YEARS	PART NO.	DESCRIPTION	
	1	Main Set	70	4663M Std-1-2-10-20-30-40-60	.020" O/S length flange brg.	
	1	Main Set	70	6688M 10 10-20-30	A-Series aluminum bearings	
	1	Main Set	70	4663MA Std-1-2-10-20-30-40-60	A-Series aluminum bearings	
1	Main Set	70	7329MA 10 10-20	A-Series aluminum bearings; .010" O/S length flange brg.		
1	Rod Set	70	8-2555CP Std-1-10-20-30-40-50	8-2555CA 60 avail. as unplated & resizeable; Overplated copper-lead alloy		

(continued on next page)

307 5.0L (5032cc) OHV V8 (16 Valve) (Chevrolet), 3.875" Bore (GMC Eng.), 2 Bbl. "Eng. Code CNF" 1970 13
(cont.)

	QTY	ENGINE BEARINGS	YEARS	PART NO.	DESCRIPTION
BLOCK	1	(cont.) Rod Set	70	8-2555A Std-1-10-20-30-40-50-60	A-Series aluminum bearings
	1	Rod Set	70	8-2555A 10X2 10X2-20X2-30X2-40X2	A-Series aluminum bearings ; Use in .002" O/S Rod Bore
	1	Rod Set	70	8-2555CA 60 60	Unplated & resizeable
	1	Rod Set	70	8-2555CP 10X2 + 10X2-20X2	Use in .002" O/S Rod Bore; Overplated copper-lead alloy; Superseded - When depleted use 8-2555A 10X2
	8	Rod Pair	70	2555A Std-1-2-10-20-30-40-50-60	A-Series aluminum bearings
	8	Rod Pair	70	2555CP Std-1-2-10-20-30-40-50	Overplated copper-lead alloy
	8	Rod Pair	70	2555CA 60 60	Unplated & resizeable
	8	Rod Pair	70	2555CP 10X2 + 10X2-20X2	Use in .002" O/S Rod Bore; Superseded - When depleted use 2555A 10X2
	1	Cam Set	70	1750M Std Only	2.030" housing bore
	1	Cam Set	70	1235M Std-1-10	Babbitt material; Full round design
1	Cam Set	70	1749M Std Only	Bi-Metal Aluminum	

307 5.0L (5032cc) OHV V8 (16 Valve) (Chevrolet), 3.875" Bore (GMC Eng.), 2 Bbl. "Eng. Code DA" 1969-1968 14

	QTY	PISTON	YEARS	PART NO.	DESCRIPTION
	8	Cast Piston	69-68	295P Std-20-30-40-60	VINTAGE; Cast; .9275" Pin Dia.; 2 Rings 5/64 Groove, 1 Ring 3/16 Groove, 1.655 CD, Flat Head w/4 valve reliefs
	8	Cast Piston - Individual	69-68	W295P Std-60	VINTAGE; Cast; .9275" Pin Dia.; 2 Rings 5/64 Groove, 1 Ring 3/16 Groove, 1.655 CD, Flat Head w/4 valve reliefs
BLOCK	QTY	ENGINE BEARINGS	YEARS	PART NO.	DESCRIPTION
	1	Main Set	69-68	4663M Std-1-2-10-20-30-40-60	
	1	Main Set	69-68	6688M 10 10-20-30	.020" O/S length flange brg.
	1	Main Set	69-68	4663MA Std-1-2-10-20-30-40-60	A-Series aluminum bearings
	1	Main Set	69-68	7329MA 10 10-20	A-Series aluminum bearings ; .010" O/S length flange brg.
	1	Rod Set	69-68	8-2555CP Std-1-10-20-30-40-50	8-2555CA 60 avail. as unplated & resizeable; Overplated copper-lead alloy
	1	Rod Set	69-68	8-2555A Std-1-10-20-30-40-50-60	A-Series aluminum bearings
	1	Rod Set	69-68	8-2555A 10X2 10X2-20X2-30X2-40X2	A-Series aluminum bearings ; Use in .002" O/S Rod Bore
	1	Rod Set	69-68	8-2555CA 60 60	Unplated & resizeable
	1	Rod Set	69-68	8-2555CP 10X2 + 10X2-20X2	Use in .002" O/S Rod Bore; Overplated copper-lead alloy; Superseded - When depleted use 8-2555A 10X2
	8	Rod Pair	69-68	2555A Std-1-2-10-20-30-40-50-60	A-Series aluminum bearings
	8	Rod Pair	69-68	2555CP Std-1-2-10-20-30-40-50	Overplated copper-lead alloy
	8	Rod Pair	69-68	2555CA 60 60	Unplated & resizeable
	8	Rod Pair	69-68	2555CP 10X2 + 10X2-20X2	Use in .002" O/S Rod Bore; Superseded - When depleted use 2555A 10X2
	1	Cam Set	69-68	1750M Std Only	2.030" housing bore
1	Cam Set	69-68	1235M Std-1-10	Babbitt material; Full round design	
1	Cam Set	69-68	1749M Std Only	Bi-Metal Aluminum	

307 5.0L (5032cc) OHV V8 (16 Valve) (Chevrolet), 3.875" Bore (GMC Eng.), 2 Bbl. "Eng. Code DB" 1968 15

	QTY	PISTON	YEARS	PART NO.	DESCRIPTION
	8	Cast Piston	68	295P Std-20-30-40-60	VINTAGE; Cast; .9275" Pin Dia.; 2 Rings 5/64 Groove, 1 Ring 3/16 Groove, 1.655 CD, Flat Head w/4 valve reliefs
	8	Cast Piston - Individual	68	W295P Std-60	VINTAGE; Cast; .9275" Pin Dia.; 2 Rings 5/64 Groove, 1 Ring 3/16 Groove, 1.655 CD, Flat Head w/4 valve reliefs
BLOCK	QTY	ENGINE BEARINGS	YEARS	PART NO.	DESCRIPTION
	1	Main Set	68	4663M Std-1-2-10-20-30-40-60	
	1	Main Set	68	6688M 10 10-20-30	.020" O/S length flange brg.
	1	Main Set	68	4663MA Std-1-2-10-20-30-40-60	A-Series aluminum bearings
	1	Main Set	68	7329MA 10 10-20	A-Series aluminum bearings ; .010" O/S length flange brg.
	1	Rod Set	68	8-2555CP Std-1-10-20-30-40-50	8-2555CA 60 avail. as unplated & resizeable; Overplated copper-lead alloy
	1	Rod Set	68	8-2555A Std-1-10-20-30-40-50-60	A-Series aluminum bearings
1	Rod Set	68	8-2555A 10X2 10X2-20X2-30X2-40X2	A-Series aluminum bearings ; Use in .002" O/S Rod Bore	
1	Rod Set	68	8-2555CA 60 60	Unplated & resizeable	

(continued on next page)

Checker

15 307 5.0L (5032cc) OHV V8 (16 Valve) (Chevrolet), 3.875" Bore (GMC Eng.), 2 Bbl. "Eng. Code DB" 1968 (cont.)

BLOCK	ENGINE BEARINGS					BLOCK
	QTY	(cont.)	YEARS	PART NO.	DESCRIPTION	
	1	Rod Set	68	8-2555CP 10X2 + 10X2-20X2	Use in .002" O/S Rod Bore; Overplated copper-lead alloy; Superseded - When depleted use 8-2555A 10X2	
	8	Rod Pair	68	2555A Std-1-2-10-20-30-40-50-60	A-Series aluminum bearings	
	8	Rod Pair	68	2555CP Std-1-2-10-20-30-40-50	Overplated copper-lead alloy	
	8	Rod Pair	68	2555CA 60 60	Unplated & resizeable	
	8	Rod Pair	68	2555CP 10X2 + 10X2-20X2	Use in .002" O/S Rod Bore; Superseded - When depleted use 2555A 10X2	
	1	Cam Set	68	1750M Std Only	2.030" housing bore	
	1	Cam Set	68	1235M Std-1-10	Babbitt material; Full round design	
	1	Cam Set	68	1749M Std Only	Bi-Metal Aluminum	

16 307 5.0L (5032cc) OHV V8 (16 Valve) (Chevrolet), 3.875" Bore (GMC Eng.), 2 Bbl. "Eng. Code DC" 1969

BLOCK	PISTON					BLOCK
	QTY		YEARS	PART NO.	DESCRIPTION	
	8	Cast Piston	69	295P Std-20-30-40-60	VINTAGE; Cast; .9275" Pin Dia.; 2 Rings 5/64 Groove, 1 Ring 3/16 Groove, 1.655 CD, Flat Head w/4 valve reliefs	
	8	Cast Piston - Individual	69	W295P Std-60	VINTAGE; Cast; .9275" Pin Dia.; 2 Rings 5/64 Groove, 1 Ring 3/16 Groove, 1.655 CD, Flat Head w/4 valve reliefs	
	QTY	ENGINE BEARINGS				
	1	Main Set	69	4663M Std-1-2-10-20-30-40-60		
	1	Main Set	69	6688M 10 10-20-30	.020" O/S length flange brg.	
	1	Main Set	69	4663MA Std-1-2-10-20-30-40-60	A-Series aluminum bearings	
	1	Main Set	69	7329MA 10 10-20	A-Series aluminum bearings; .010" O/S length flange brg.	
	1	Rod Set	69	8-2555CP Std-1-10-20-30-40-50	8-2555CA 60 avail. as unplated & resizeable; Overplated copper-lead alloy	
1	Rod Set	69	8-2555A Std-1-10-20-30-40-50-60	A-Series aluminum bearings		
1	Rod Set	69	8-2555A 10X2 10X2-20X2-30X2-40X2	A-Series aluminum bearings; Use in .002" O/S Rod Bore		
1	Rod Set	69	8-2555CA 60 60	Unplated & resizeable		
1	Rod Set	69	8-2555CP 10X2 + 10X2-20X2	Use in .002" O/S Rod Bore; Overplated copper-lead alloy; Superseded - When depleted use 8-2555A 10X2		
8	Rod Pair	69	2555A Std-1-2-10-20-30-40-50-60	A-Series aluminum bearings		
8	Rod Pair	69	2555CP Std-1-2-10-20-30-40-50	Overplated copper-lead alloy		
8	Rod Pair	69	2555CA 60 60	Unplated & resizeable		
8	Rod Pair	69	2555CP 10X2 + 10X2-20X2	Use in .002" O/S Rod Bore; Superseded - When depleted use 2555A 10X2		
1	Cam Set	69	1750M Std Only	2.030" housing bore		
1	Cam Set	69	1235M Std-1-10	Babbitt material; Full round design		
1	Cam Set	69	1749M Std Only	Bi-Metal Aluminum		

17 307 5.0L (5032cc) OHV V8 (16 Valve) (Chevrolet), 3.875" Bore (GMC Eng.), 2 Bbl. "Eng. Code DD" 1969

BLOCK	PISTON					BLOCK
	QTY		YEARS	PART NO.	DESCRIPTION	
	8	Cast Piston	69	295P Std-20-30-40-60	VINTAGE; Cast; .9275" Pin Dia.; 2 Rings 5/64 Groove, 1 Ring 3/16 Groove, 1.655 CD, Flat Head w/4 valve reliefs	
	8	Cast Piston - Individual	69	W295P Std-60	VINTAGE; Cast; .9275" Pin Dia.; 2 Rings 5/64 Groove, 1 Ring 3/16 Groove, 1.655 CD, Flat Head w/4 valve reliefs	
	QTY	ENGINE BEARINGS				
	1	Main Set	69	4663M Std-1-2-10-20-30-40-60		
	1	Main Set	69	6688M 10 10-20-30	.020" O/S length flange brg.	
	1	Main Set	69	4663MA Std-1-2-10-20-30-40-60	A-Series aluminum bearings	
	1	Main Set	69	7329MA 10 10-20	A-Series aluminum bearings; .010" O/S length flange brg.	
	1	Rod Set	69	8-2555CP Std-1-10-20-30-40-50	8-2555CA 60 avail. as unplated & resizeable; Overplated copper-lead alloy	
1	Rod Set	69	8-2555A Std-1-10-20-30-40-50-60	A-Series aluminum bearings		
1	Rod Set	69	8-2555A 10X2 10X2-20X2-30X2-40X2	A-Series aluminum bearings; Use in .002" O/S Rod Bore		
1	Rod Set	69	8-2555CA 60 60	Unplated & resizeable		
1	Rod Set	69	8-2555CP 10X2 + 10X2-20X2	Use in .002" O/S Rod Bore; Overplated copper-lead alloy; Superseded - When depleted use 8-2555A 10X2		
8	Rod Pair	69	2555A Std-1-2-10-20-30-40-50-60	A-Series aluminum bearings		
8	Rod Pair	69	2555CP Std-1-2-10-20-30-40-50	Overplated copper-lead alloy		

(continued on next page)

307 5.0L (5032cc) OHV V8 (16 Valve) (Chevrolet), 3.875" Bore (GMC Eng.), 2 Bbl. "Eng. Code DD" 1969 17

(cont.)

BLOCK	QTY	ENGINE BEARINGS	YEARS	PART NO.	DESCRIPTION	BLOCK
	8	Rod Pair	69	2555CA 60 60	Unplated & resizeable	
	8	Rod Pair	69	2555CP 10X2 + 10X2-20X2	Use in .002" O/S Rod Bore; Superseded - When depleted use 2555A 10X2	
	1	Cam Set	69	1750M Std Only	2.030" housing bore	
	1	Cam Set	69	1235M Std-1-10	Babbitt material; Full round design	
1	Cam Set	69	1749M Std Only	Bi-Metal Aluminum		

307 5.0L (5032cc) OHV V8 (16 Valve) (Chevrolet), 3.875" Bore (GMC Eng.), 2 Bbl. "Eng. Code DE" 1969-1968 18

BLOCK	QTY	PISTON	YEARS	PART NO.	DESCRIPTION	BLOCK
	8	Cast Piston	69-68	295P Std-20-30-40-60	VINTAGE; Cast; .9275" Pin Dia.; 2 Rings 5/64 Groove, 1 Ring 3/16 Groove, 1.655 CD, Flat Head w/4 valve reliefs	
8	Cast Piston - Individual	69-68	W295P Std-60	VINTAGE; Cast; .9275" Pin Dia.; 2 Rings 5/64 Groove, 1 Ring 3/16 Groove, 1.655 CD, Flat Head w/4 valve reliefs		
BLOCK	QTY	ENGINE BEARINGS	YEARS	PART NO.	DESCRIPTION	BLOCK
	1	Main Set	69-68	4663M Std-1-2-10-20-30-40-60	.020" O/S length flange brg.	
	1	Main Set	69-68	6688M 10 10-20-30	A-Series aluminum bearings	
	1	Main Set	69-68	4663MA Std-1-2-10-20-30-40-60	A-Series aluminum bearings	
	1	Main Set	69-68	7329MA 10 10-20	A-Series aluminum bearings ; .010" O/S length flange brg.	
	1	Rod Set	69-68	8-2555CP Std-1-10-20-30-40-50	8-2555CA 60 avail. as unplated & resizeable; Overplated copper-lead alloy	
	1	Rod Set	69-68	8-2555A Std-1-10-20-30-40-50-60	A-Series aluminum bearings	
	1	Rod Set	69-68	8-2555A 10X2 10X2-20X2-30X2-40X2	A-Series aluminum bearings ; Use in .002" O/S Rod Bore	
	1	Rod Set	69-68	8-2555CA 60 60	Unplated & resizeable	
	1	Rod Set	69-68	8-2555CP 10X2 + 10X2-20X2	Use in .002" O/S Rod Bore; Overplated copper-lead alloy; Superseded - When depleted use 8-2555A 10X2	
	8	Rod Pair	69-68	2555A Std-1-2-10-20-30-40-50-60	A-Series aluminum bearings	
	8	Rod Pair	69-68	2555CP Std-1-2-10-20-30-40-50	Overplated copper-lead alloy	
	8	Rod Pair	69-68	2555CA 60 60	Unplated & resizeable	
	8	Rod Pair	69-68	2555CP 10X2 + 10X2-20X2	Use in .002" O/S Rod Bore; Superseded - When depleted use 2555A 10X2	
	1	Cam Set	69-68	1750M Std Only	2.030" housing bore	
1	Cam Set	69-68	1235M Std-1-10	Babbitt material; Full round design		
1	Cam Set	69-68	1749M Std Only	Bi-Metal Aluminum		

307 5.0L (5032cc) OHV V8 (16 Valve) (Chevrolet), 3.875" Bore (GMC Eng.), 2 Bbl. "Eng. Code DN" 1968 19

BLOCK	QTY	PISTON	YEARS	PART NO.	DESCRIPTION	BLOCK
	8	Cast Piston	68	295P Std-20-30-40-60	VINTAGE; Cast; .9275" Pin Dia.; 2 Rings 5/64 Groove, 1 Ring 3/16 Groove, 1.655 CD, Flat Head w/4 valve reliefs	
8	Cast Piston - Individual	68	W295P Std-60	VINTAGE; Cast; .9275" Pin Dia.; 2 Rings 5/64 Groove, 1 Ring 3/16 Groove, 1.655 CD, Flat Head w/4 valve reliefs		
BLOCK	QTY	ENGINE BEARINGS	YEARS	PART NO.	DESCRIPTION	BLOCK
	1	Main Set	68	4663M Std-1-2-10-20-30-40-60	.020" O/S length flange brg.	
	1	Main Set	68	6688M 10 10-20-30	A-Series aluminum bearings	
	1	Main Set	68	4663MA Std-1-2-10-20-30-40-60	A-Series aluminum bearings	
	1	Main Set	68	7329MA 10 10-20	A-Series aluminum bearings ; .010" O/S length flange brg.	
	1	Rod Set	68	8-2555CP Std-1-10-20-30-40-50	8-2555CA 60 avail. as unplated & resizeable; Overplated copper-lead alloy	
	1	Rod Set	68	8-2555A Std-1-10-20-30-40-50-60	A-Series aluminum bearings	
	1	Rod Set	68	8-2555A 10X2 10X2-20X2-30X2-40X2	A-Series aluminum bearings ; Use in .002" O/S Rod Bore	
	1	Rod Set	68	8-2555CA 60 60	Unplated & resizeable	
	1	Rod Set	68	8-2555CP 10X2 + 10X2-20X2	Use in .002" O/S Rod Bore; Overplated copper-lead alloy; Superseded - When depleted use 8-2555A 10X2	
	8	Rod Pair	68	2555A Std-1-2-10-20-30-40-50-60	A-Series aluminum bearings	
	8	Rod Pair	68	2555CP Std-1-2-10-20-30-40-50	Overplated copper-lead alloy	
	8	Rod Pair	68	2555CA 60 60	Unplated & resizeable	
	8	Rod Pair	68	2555CP 10X2 + 10X2-20X2	Use in .002" O/S Rod Bore; Superseded - When depleted use 2555A 10X2	
	1	Cam Set	68	1750M Std Only	2.030" housing bore	
1	Cam Set	68	1235M Std-1-10	Babbitt material; Full round design		
1	Cam Set	68	1749M Std Only	Bi-Metal Aluminum		

Checker

20 318 5.2L (5212cc) OHV V8 (16 Valve), 3.9063" Bore (Chrysler Eng.), 2 Bbl. "VIN E" 1966

BLOCK	QTY	PISTON	YEARS	PART NO.	DESCRIPTION	BLOCK	
	8	Pin Bushing	66	2134Y			
	8	Pin Bushing	66	2134Y20	VINTAGE; w/.020" extra bore stock		
	QTY	ENGINE BEARINGS	YEARS	PART NO.	DESCRIPTION		
	1	Main Set	66	4923MA Std-1-10-20-30-40-50-60	VINTAGE; A-Series aluminum bearings		
	1	Main Set	66	7452MA 20 20	VINTAGE; A-Series aluminum bearings; .10MM O/S length flange brg.		
	1	Rod Set	66	8-2130CP Std-1-10-20-30-40-50	8-2130CA 60 avail. as unplated & resizeable		
	1	Rod Set	66	8-2130CA 60 60	Unplated & resizeable		
	1	Rod Set	66	8-2130CP 10X2 10X2	Use in .002" O/S Rod Bore		
	8	Rod Pair	66	2130CP Std-1-2-10-20-30-40			
1	Cam Set	66	1484M Std Only				
1	Cam Set	66	1451M Std Only	VINTAGE; .760" length ctr. brg.			

21 318 5.2L (5212cc) OHV V8 (16 Valve), 3.9063" Bore (Chrysler Eng.), 2 Bbl. "Eng. Code A318" 1965

BLOCK	QTY	PISTON	YEARS	PART NO.	DESCRIPTION	BLOCK	
	8	Pin Bushing	65	2134Y			
	8	Pin Bushing	65	2134Y20	VINTAGE; w/.020" extra bore stock		
	QTY	ENGINE BEARINGS	YEARS	PART NO.	DESCRIPTION		
	1	Main Set	65	4923MA Std-1-10-20-30-40-50-60	VINTAGE; A-Series aluminum bearings		
	1	Main Set	65	7452MA 20 20	VINTAGE; A-Series aluminum bearings; .10MM O/S length flange brg.		
	1	Rod Set	65	8-2130CP Std-1-10-20-30-40-50	8-2130CA 60 avail. as unplated & resizeable		
	1	Rod Set	65	8-2130CA 60 60	Unplated & resizeable		
	1	Rod Set	65	8-2130CP 10X2 10X2	Use in .002" O/S Rod Bore		
	1	Rod Pair	65	2130CP Std-1-2-10-20-30-40			
1	Cam Set	65	1484M Std Only				
1	Cam Set	65	1451M Std Only	VINTAGE; .760" length ctr. brg.			

22 318 5.2L (5212cc) OHV V8 (16 Valve), 3.9063" Bore (Chrysler Eng.), 2 Bbl. "Eng. Code MD2" 1959

BLOCK	QTY	PISTON	YEARS	PART NO.	DESCRIPTION	BLOCK	
	8	Pin Bushing	59	2134Y			
	8	Pin Bushing	59	2134Y20	VINTAGE; w/.020" extra bore stock		
	QTY	ENGINE BEARINGS	YEARS	PART NO.	DESCRIPTION		
	1	Main Set	59	4923MA Std-1-10-20-30-40-50-60	VINTAGE; A-Series aluminum bearings		
	1	Main Set	59	7452MA 20 20	VINTAGE; A-Series aluminum bearings; .10MM O/S length flange brg.		
	1	Rod Set	59	8-2130CP Std-1-10-20-30-40-50	8-2130CA 60 avail. as unplated & resizeable		
	1	Rod Set	59	8-2130CA 60 60	Unplated & resizeable		
	1	Rod Set	59	8-2130CP 10X2 10X2	Use in .002" O/S Rod Bore		
	8	Rod Pair	59	2130CP Std-1-2-10-20-30-40			
1	Cam Set	59	1484M Std Only				
1	Cam Set	59	1451M Std Only	VINTAGE; .760" length ctr. brg.			

23 318 5.2L (5212cc) OHV V8 (16 Valve), 3.9063" Bore (Chrysler Eng.), 2 Bbl. "Eng. Code P31" 1960

BLOCK	QTY	PISTON	YEARS	PART NO.	DESCRIPTION	BLOCK	
	8	Pin Bushing	60	2134Y			
	8	Pin Bushing	60	2134Y20	VINTAGE; w/.020" extra bore stock		
	QTY	ENGINE BEARINGS	YEARS	PART NO.	DESCRIPTION		
	1	Main Set	60	4923MA Std-1-10-20-30-40-50-60	VINTAGE; A-Series aluminum bearings		
	1	Main Set	60	7452MA 20 20	VINTAGE; A-Series aluminum bearings; .10MM O/S length flange brg.		
	1	Rod Set	60	8-2130CP Std-1-10-20-30-40-50	8-2130CA 60 avail. as unplated & resizeable		
	1	Rod Set	60	8-2130CA 60 60	Unplated & resizeable		
	1	Rod Set	60	8-2130CP 10X2 10X2	Use in .002" O/S Rod Bore		
	8	Rod Pair	60	2130CP Std-1-2-10-20-30-40			
1	Cam Set	60	1484M Std Only				
1	Cam Set	60	1451M Std Only	VINTAGE; .760" length ctr. brg.			

24 318 5.2L (5212cc) OHV V8 (16 Valve), 3.9063" Bore (Chrysler Eng.), 2 Bbl. "Eng. Code R31" 1961

QTY	PISTON	YEARS	PART NO.	DESCRIPTION
8	Pin Bushing	61	2134Y	

(continued on next page)

Checker

318 5.2L (5212cc) OHV V8 (16 Valve), 3.9063" Bore (Chrysler Eng.), 2 Bbl. "Eng. Code R31" 1961 **24** (cont.)

	QTY	PISTON (cont.)	YEARS	PART NO.	DESCRIPTION
BLOCK	8	Pin Bushing	61	2134Y20	VINTAGE; w/.020" extra bore stock
	ENGINE BEARINGS		YEARS	PART NO.	DESCRIPTION
	1	Main Set	61	4923MA Std-1-10-20-30-40-50-60	VINTAGE; A-Series aluminum bearings
	1	Main Set	61	7452MA 20 20	VINTAGE; A-Series aluminum bearings ; .10MM O/S length flange brg.
	1	Rod Set	61	8-2130CP Std-1-10-20-30-40-50	8-2130CA 60 avail. as unplated & resizeable
	1	Rod Set	61	8-2130CA 60 60	Unplated & resizeable
	1	Rod Set	61	8-2130CP 10X2 10X2	Use in .002" O/S Rod Bore
	8	Rod Pair	61	2130CP Std-1-2-10-20-30-40	
	1	Cam Set	61	1484M Std Only	
	1	Cam Set	61	1451M Std Only	VINTAGE; .760" length ctr. brg.

318 5.2L (5212cc) OHV V8 (16 Valve), 3.9063" Bore (Chrysler Eng.), 2 Bbl. "Eng. Code S31" 1962 **25**

	QTY	PISTON	YEARS	PART NO.	DESCRIPTION
BLOCK	8	Pin Bushing	62	2134Y	
	8	Pin Bushing	62	2134Y20	VINTAGE; w/.020" extra bore stock
	ENGINE BEARINGS		YEARS	PART NO.	DESCRIPTION
	1	Main Set	62	4923MA Std-1-10-20-30-40-50-60	VINTAGE; A-Series aluminum bearings
	1	Main Set	62	7452MA 20 20	VINTAGE; A-Series aluminum bearings ; .10MM O/S length flange brg.
	1	Rod Set	62	8-2130CP Std-1-10-20-30-40-50	8-2130CA 60 avail. as unplated & resizeable
	1	Rod Set	62	8-2130CA 60 60	Unplated & resizeable
	1	Rod Set	62	8-2130CP 10X2 10X2	Use in .002" O/S Rod Bore
	8	Rod Pair	62	2130CP Std-1-2-10-20-30-40	
	1	Cam Set	62	1484M Std Only	
1	Cam Set	62	1451M Std Only	VINTAGE; .760" length ctr. brg.	

318 5.2L (5212cc) OHV V8 (16 Valve), 3.9063" Bore (Chrysler Eng.), 2 Bbl. "Eng. Code T31" 1963 **26**

	QTY	PISTON	YEARS	PART NO.	DESCRIPTION
BLOCK	8	Pin Bushing	63	2134Y	
	8	Pin Bushing	63	2134Y20	VINTAGE; w/.020" extra bore stock
	ENGINE BEARINGS		YEARS	PART NO.	DESCRIPTION
	1	Main Set	63	4923MA Std-1-10-20-30-40-50-60	VINTAGE; A-Series aluminum bearings
	1	Main Set	63	7452MA 20 20	VINTAGE; A-Series aluminum bearings ; .10MM O/S length flange brg.
	1	Rod Set	63	8-2130CP Std-1-10-20-30-40-50	8-2130CA 60 avail. as unplated & resizeable
	1	Rod Set	63	8-2130CA 60 60	Unplated & resizeable
	1	Rod Set	63	8-2130CP 10X2 10X2	Use in .002" O/S Rod Bore
	8	Rod Pair	63	2130CP Std-1-2-10-20-30-40	
	1	Cam Set	63	1484M Std Only	
1	Cam Set	63	1451M Std Only	VINTAGE; .760" length ctr. brg.	

318 5.2L (5212cc) OHV V8 (16 Valve), 3.9063" Bore (Chrysler Eng.), 2 Bbl. "Eng. Code V31" 1964 **27**

	QTY	PISTON	YEARS	PART NO.	DESCRIPTION
BLOCK	8	Pin Bushing	64	2134Y	
	8	Pin Bushing	64	2134Y20	VINTAGE; w/.020" extra bore stock
	ENGINE BEARINGS		YEARS	PART NO.	DESCRIPTION
	1	Main Set	64	4923MA Std-1-10-20-30-40-50-60	VINTAGE; A-Series aluminum bearings
	1	Main Set	64	7452MA 20 20	VINTAGE; A-Series aluminum bearings ; .10MM O/S length flange brg.
	1	Rod Set	64	8-2130CP Std-1-10-20-30-40-50	8-2130CA 60 avail. as unplated & resizeable
	1	Rod Set	64	8-2130CA 60 60	Unplated & resizeable
	1	Rod Set	64	8-2130CP 10X2 10X2	Use in .002" O/S Rod Bore
	8	Rod Pair	64	2130CP Std-1-2-10-20-30-40	
	1	Cam Set	64	1484M Std Only	
1	Cam Set	64	1451M Std Only	VINTAGE; .760" length ctr. brg.	

Checker

28 327 5.4L (5360cc) OHV V8 (16 Valve) (Chevrolet), 4" Bore (GMC Eng.), 4 Bbl. "Eng. Code EA" 1966-1965

QTY	PISTON	YEARS	PART NO.	DESCRIPTION
8	Cast Piston	66-65	310NP + Std-20-30-60	Cast; .9274" Pin Dia.; 2 Rings 5/64 Groove, 1 Ring 3/16 Groove, 1.654 CD, Flat Head w/4 valve reliefs; Superseded - When depleted use 310AP
8	Cast Piston	66-65	310AP Std-20-30-40-60	VINTAGE
8	Cast Piston - Individual	66-65	W310AP Std-30-40-60	
8	Cast Piston - Individual	66-65	W310NP 20 20	.9274" Pin Dia.; 2 Rings 5/64 Groove, 1 Ring 3/16 Groove, 1.654 CD, Flat Head w/4 valve reliefs
8	POWERFORGED	66-65	L-2165F Std-20-30-40-60	Powerforged; 0.9275" Pin Dia.; 2 Rings 5/64 Groove, 1 Ring 3/16 Groove, 1.671 CD, Flat, 4 reliefs; DUROSHIELD® skirt coated piston
8	POWERFORGED Piston-Individual	66-65	WL-2165F Std-20-30-40-60	Powerforged; 0.9275" Pin Dia.; 2 Rings 5/64 Groove, 1 Ring 3/16 Groove, 1.671 CD, Flat, 4 reliefs; DUROSHIELD® skirt coated piston
1	POWERFORGED Piston Set w/Rings	66-65	8KL2165F 30 30-40-60	Powerforged; 0.9265" Pin Dia.; 2 Rings 5/64 Groove, 1 Ring 3/16 Groove, 1.671 CD, Flat Head w/4 valve reliefs. DUROSHIELD® skirt coated piston.
QTY	ENGINE BEARINGS	YEARS	PART NO.	DESCRIPTION
1	Main Set	66-65	6688M 10 10-20-30	.020" O/S length flange brg.
1	Main Set	66-65	7329MA 10 10-20	A-Series aluminum bearings; .010" O/S length flange brg.
1	Main Set	66-65	994M Std-1-10-20-30-40	Exc. Checker Marathon Base; VINTAGE
1	Rod Set	66-65	8-2555CP Std-1-10-20-30-40-50	8-2555CA 60 avail. as unplated & resizeable; Overplated copper-lead alloy
1	Rod Set	66-65	8-2555A Std-1-10-20-30-40-50-60	A-Series aluminum bearings
1	Rod Set	66-65	8-2555A 10X2 10X2-20X2-30X2-40X2	A-Series aluminum bearings; Use in .002" O/S Rod Bore
1	Rod Set	66-65	8-2555CA 60 60	Unplated & resizeable
1	Rod Set	66-65	8-2555CP 10X2 + 10X2-20X2	Use in .002" O/S Rod Bore; Overplated copper-lead alloy; Superseded - When depleted use 8-2555A 10X2
1	Rod Set	66-65	8-2020CP Std-10-20-30-40	Exc. Checker Marathon Base; VINTAGE
8	Rod Pair	66-65	2020CP Std-1-2-10-20-30-40-50	Exc. Checker Marathon Base
8	Rod Pair	66-65	2555A Std-1-2-10-20-30-40-50-60	A-Series aluminum bearings
8	Rod Pair	66-65	2555CP Std-1-2-10-20-30-40-50	Overplated copper-lead alloy
8	Rod Pair	66-65	2555CA 60 60	Unplated & resizeable
8	Rod Pair	66-65	2555CP 10X2 + 10X2-20X2	Use in .002" O/S Rod Bore; Superseded - When depleted use 2555A 10X2
1	Cam Set	66-65	1750M Std Only	2.030" housing bore
1	Cam Set	66-65	1235M Std-1-10	Babbitt material; Full round design
1	Cam Set	66-65	1749M Std Only	Bi-Metal Aluminum

29 327 5.4L (5360cc) OHV V8 (16 Valve) (Chevrolet), 4" Bore (GMC Eng.), 4 Bbl. "Eng. Code FJ" 1969

QTY	TIMING	YEARS	PART NO.	DESCRIPTION
1	3 Piece Set	69	KT3-499S	Powdered Metal Crank Sprocket; w/.405" tooth width sprocket; (1) 222-499; (1) 223-390; (1) 223-391
1	Timing Chain	69	222-499	Use w/.405" tooth width sprocket; 46 Links
1	Crank Sprocket	69	223-391	Powdered metal; .405" tooth width sprocket; 18 Teeth
1	Cam Sprocket	69	223-390	.405" tooth width sprocket; 36 Teeth
QTY	PISTON	YEARS	PART NO.	DESCRIPTION
8	Cast Piston	69	310NP + Std-20-30-60	Cast; .9274" Pin Dia.; 2 Rings 5/64 Groove, 1 Ring 3/16 Groove, 1.654 CD, Flat Head w/4 valve reliefs; Superseded - When depleted use 310AP
8	Cast Piston	69	310AP Std-20-30-40-60	VINTAGE
8	Cast Piston - Individual	69	W310AP Std-30-40-60	
8	Cast Piston - Individual	69	W310NP 20 20	.9274" Pin Dia.; 2 Rings 5/64 Groove, 1 Ring 3/16 Groove, 1.654 CD, Flat Head w/4 valve reliefs
8	POWERFORGED	69	L-2165F Std-20-30-40-60	Powerforged; 0.9275" Pin Dia.; 2 Rings 5/64 Groove, 1 Ring 3/16 Groove, 1.671 CD, Flat, 4 reliefs; DUROSHIELD® skirt coated piston
8	POWERFORGED Piston-Individual	69	WL-2165F Std-20-30-40-60	Powerforged; 0.9275" Pin Dia.; 2 Rings 5/64 Groove, 1 Ring 3/16 Groove, 1.671 CD, Flat, 4 reliefs; DUROSHIELD® skirt coated piston
1	POWERFORGED Piston Set w/Rings	69	8KL2165F 30 30-40-60	Powerforged; 0.9265" Pin Dia.; 2 Rings 5/64 Groove, 1 Ring 3/16 Groove, 1.671 CD, Flat Head w/4 valve reliefs. DUROSHIELD® skirt coated piston.
QTY	ENGINE BEARINGS	YEARS	PART NO.	DESCRIPTION
1	Main Set	69	4663M Std-1-2-10-20-30-40-60	
1	Main Set	69	6688M 10 10-20-30	.020" O/S length flange brg.
1	Main Set	69	4663MA Std-1-2-10-20-30-40-60	A-Series aluminum bearings
1	Main Set	69	7329MA 10 10-20	A-Series aluminum bearings; .010" O/S length flange brg.

(continued on next page)

327 5.4L (5360cc) OHV V8 (16 Valve) (Chevrolet), 4" Bore (GMC Eng.), 4 Bbl. "Eng. Code FJ" 1969 **29** (cont.)

	QTY	ENGINE BEARINGS	YEARS	PART NO.	DESCRIPTION
BLOCK	1	(cont.) Rod Set	69	8-2555CP Std-1-10-20-30-40-50	8-2555CA 60 avail. as unplated & resizeable; Overplated copper-lead alloy
	1	Rod Set	69	8-2555A Std-1-10-20-30-40-50-60	A-Series aluminum bearings
	1	Rod Set	69	8-2555A 10X2 10X2-20X2-30X2-40X2	A-Series aluminum bearings ; Use in .002" O/S Rod Bore
	1	Rod Set	69	8-2555CA 60 60	Unplated & resizeable
	1	Rod Set	69	8-2555CP 10X2 + 10X2-20X2	Use in .002" O/S Rod Bore; Overplated copper-lead alloy; Superseded - When depleted use 8-2555A 10X2
	8	Rod Pair	69	2555A Std-1-2-10-20-30-40-50-60	A-Series aluminum bearings
	8	Rod Pair	69	2555CP Std-1-2-10-20-30-40-50	Overplated copper-lead alloy
	8	Rod Pair	69	2555CA 60 60	Unplated & resizeable
	8	Rod Pair	69	2555CP 10X2 + 10X2-20X2	Use in .002" O/S Rod Bore; Superseded - When depleted use 2555A 10X2
	1	Cam Set	69	1750M Std Only	2.030" housing bore
	1	Cam Set	69	1235M Std-1-10	Babbitt material; Full round design
1	Cam Set	69	1749M Std Only	Bi-Metal Aluminum	

327 5.4L (5360cc) OHV V8 (16 Valve) (Chevrolet), 4" Bore (GMC Eng.), 4 Bbl. "Eng. Code JQ" 1964 **30**

	QTY	ENGINE BEARINGS	YEARS	PART NO.	DESCRIPTION
BLOCK	1	Main Set	64	994M Std-1-10-20-30-40	VINTAGE
	1	Rod Set	64	8-2020CP Std-10-20-30-40	VINTAGE
	8	Rod Pair	64	2020CP Std-1-2-10-20-30-40-50	
	1	Cam Set	64	1750M Std Only	2.030" housing bore
	1	Cam Set	64	1235M Std-1-10	Babbitt material; Full round design
	1	Cam Set	64	1749M Std Only	Bi-Metal Aluminum

327 5.4L (5360cc) OHV V8 (16 Valve) (Chevrolet), 4" Bore (GMC Eng.), 4 Bbl. "Eng. Code MA" 1968-1967 **31**

	QTY	TIMING	YEARS	PART NO.	DESCRIPTION
BLOCK	1	3 Piece Set	68-67	KT3-499S	Powdered Metal Crank Sprocket; w/.405" tooth width sprocket; (1) 222-499; (1) 223-390; (1) 223-391
	1	Timing Chain	68-67	222-499	Use w/.405" tooth width sprocket; 46 Links
	1	Crank Sprocket	68-67	223-391	Powdered metal; .405" tooth width sprocket; 18 Teeth
	1	Cam Sprocket	68-67	223-390	.405" tooth width sprocket; 36 Teeth
BLOCK	8	Cast Piston	68-67	310NP + Std-20-30-60	Cast; .9274" Pin Dia.; 2 Rings 5/64 Groove, 1 Ring 3/16 Groove, 1.654 CD, Flat Head w/4 valve reliefs; Superseded - When depleted use 310AP
	8	Cast Piston	68-67	310AP Std-20-30-40-60	VINTAGE
	8	Cast Piston - Individual	68-67	W310AP Std-30-40-60	
	8	Cast Piston - Individual	68-67	W310NP 20 20	.9274" Pin Dia.; 2 Rings 5/64 Groove, 1 Ring 3/16 Groove, 1.654 CD, Flat Head w/4 valve reliefs
	8	POWERFORGED	68-67	L-2165F Std-20-30-40-60	Powerforged; 0.9275" Pin Dia.; 2 Rings 5/64 Groove, 1 Ring 3/16 Groove, 1.671 CD, Flat, 4 reliefs; DUROSHIELD® skirt coated piston
	8	POWERFORGED Piston-Individual	68-67	WL-2165F Std-20-30-40-60	Powerforged; 0.9275" Pin Dia.; 2 Rings 5/64 Groove, 1 Ring 3/16 Groove, 1.671 CD, Flat, 4 reliefs; DUROSHIELD® skirt coated piston
	1	POWERFORGED Piston Set w/Rings	68-67	8KL2165F 30 30-40-60	Powerforged; 0.9265" Pin Dia.; 2 Rings 5/64 Groove, 1 Ring 3/16 Groove, 1.671 CD, Flat Head w/4 valve reliefs. DUROSHIELD® skirt coated piston.
	1	Main Set	68	4663M Std-1-2-10-20-30-40-60	
	1	Main Set	68-67	6688M 10 10-20-30	.020" O/S length flange brg.
	1	Main Set	68	4663MA Std-1-2-10-20-30-40-60	A-Series aluminum bearings
1	Main Set	68-67	7329MA 10 10-20	A-Series aluminum bearings ; .010" O/S length flange brg.	
1	Main Set	67	994M Std-1-10-20-30-40	VINTAGE	
1	Rod Set	68-67	8-2555CP Std-1-10-20-30-40-50	8-2555CA 60 avail. as unplated & resizeable; Overplated copper-lead alloy	
1	Rod Set	68-67	8-2555A Std-1-10-20-30-40-50-60	A-Series aluminum bearings	
1	Rod Set	68-67	8-2555A 10X2 10X2-20X2-30X2-40X2	A-Series aluminum bearings ; Use in .002" O/S Rod Bore	
1	Rod Set	68-67	8-2555CA 60 60	Unplated & resizeable	
1	Rod Set	68-67	8-2555CP 10X2 + 10X2-20X2	Use in .002" O/S Rod Bore; Overplated copper-lead alloy; Superseded - When depleted use 8-2555A 10X2	

(continued on next page)

Checker

31 327 5.4L (5360cc) OHV V8 (16 Valve) (Chevrolet), 4" Bore (GMC Eng.), 4 Bbl. "Eng. Code MA" 1968-1967
(cont.)

BLOCK	ENGINE BEARINGS					BLOCK
	QTY	(cont.)	YEARS	PART NO.	DESCRIPTION	
	1	Rod Set	68-67	8-2020CP Std-10-20-30-40	VINTAGE	
	8	Rod Pair	68-67	2020CP Std-1-2-10-20-30-40-50		
	8	Rod Pair	68-67	2555A Std-1-2-10-20-30-40-50-60	A-Series aluminum bearings	
	8	Rod Pair	68-67	2555CP Std-1-2-10-20-30-40-50	Overplated copper-lead alloy	
	8	Rod Pair	68-67	2555CA 60 60	Unplated & resizeable	
	8	Rod Pair	68-67	2555CP 10X2 + 10X2-20X2	Use in .002" O/S Rod Bore; Superseded - When depleted use 2555A 10X2	
	1	Cam Set	68-67	1750M Std Only	2.030" housing bore	
	1	Cam Set	68-67	1235M Std-1-10	Babbitt material; Full round design	
1	Cam Set	68-67	1749M Std Only	Bi-Metal Aluminum		

Chevrolet Car - See GM Car

Chevrolet SUV's - See GMC Truck

Chevrolet Truck - See GMC Truck

Chrysler Car (Incl. Chrysler, DeSoto, Dodge, Plymouth)

Engine Finding Index

CID	Litres	CC	Block Type	Bore	Valves	Mfg.	Vin	Eng. Code	Mfg. Div.	Fuel Del. Type	Years	Line
170	2.8L	2786cc	OHV L6	3.4063"	12	Chrysler Eng.	A			1 Bbl./Gasoline	1971-1966	1
170	2.8L	2786cc	OHV L6	3.4063"	12	Chrysler Eng.		A170		1 Bbl./Gasoline	1965	2
170	2.8L	2786cc	OHV L6	3.4063"	12	Chrysler Eng.		P17		1 Bbl./Gasoline	1960	3
170	2.8L	2786cc	OHV L6	3.4063"	12	Chrysler Eng.		P17		4 Bbl./Gasoline	1960	4
170	2.8L	2786cc	OHV L6	3.4063"	12	Chrysler Eng.		R17		1 Bbl./Gasoline	1961	5
170	2.8L	2786cc	OHV L6	3.4063"	12	Chrysler Eng.		R17		4 Bbl./Gasoline	1961	6
170	2.8L	2786cc	OHV L6	3.4063"	12	Chrysler Eng.		S17		1 Bbl./Gasoline	1962	7
170	2.8L	2786cc	OHV L6	3.4063"	12	Chrysler Eng.		T17		1 Bbl./Gasoline	1963	8
170	2.8L	2786cc	OHV L6	3.4063"	12	Chrysler Eng.		V17		1 Bbl./Gasoline	1964	9
198	3.2L	3245cc	OHV L6	3.4063"	12	Chrysler Eng.	B			1 Bbl./Gasoline	1974-1970	10
217.8	3.6L	3570cc	L-HEAD L6	3.25"	12	Chrysler Eng.			Dodge/Plymouth	1 Bbl./Gasoline	1953-1946	11
225	3.7L	3688cc	OHV L6	3.4063"	12	Chrysler Eng.	B			1 Bbl./Gasoline	1969-1966	12
225	3.7L	3688cc	OHV L6	3.4063"	12	Chrysler Eng.	C			1 Bbl./Gasoline	1980-1966	13
225	3.7L	3688cc	OHV L6	3.4063"	12	Chrysler Eng.	D			2 Bbl./Gasoline	1980-1977	14
225	3.7L	3688cc	OHV L6	3.4063"	12	Chrysler Eng.	E			1 Bbl./Gasoline	1972	15
225	3.7L	3688cc	OHV L6	3.4063"	12	Chrysler Eng.		A225		1 Bbl./Gasoline	1965	16
225	3.7L	3688cc	OHV L6	3.4063"	12	Chrysler Eng.		P22		1 Bbl./Gasoline	1960	17
225	3.7L	3688cc	OHV L6	3.4063"	12	Chrysler Eng.		R22		1 Bbl./Gasoline	1961	18
225	3.7L	3688cc	OHV L6	3.4063"	12	Chrysler Eng.		R22		4 Bbl./Gasoline	1961	19
225	3.7L	3688cc	OHV L6	3.4063"	12	Chrysler Eng.		S22		1 Bbl./Gasoline	1962	20
225	3.7L	3688cc	OHV L6	3.4063"	12	Chrysler Eng.		S22		4 Bbl./Gasoline	1962	21
225	3.7L	3688cc	OHV L6	3.4063"	12	Chrysler Eng.		T22		1 Bbl./Gasoline	1963	22
225	3.7L	3688cc	OHV L6	3.4063"	12	Chrysler Eng.		V22		1 Bbl./Gasoline	1964	23
230	3.8L	3770cc	L-HEAD L6	3.25"	12	Chrysler Eng.			Dodge	1 Bbl./Gasoline	1959-1946	24
230	3.8L	3770cc	L-HEAD L6	3.25"	12	Chrysler Eng.			Dodge	2 Bbl./Gasoline	1958-1955	25
236.6	3.9L	3878cc	L-HEAD L6	3.4375"	12	Chrysler Eng.			DeSoto	1 Bbl./Gasoline	1950-1946	26
241.4	4.0L	3957cc	OHV V8	3.4375"	16	Chrysler Eng.			Dodge	2 Bbl./Gasoline	1954-1953	27
251	4.1L	4114cc	L-HEAD L6	3.4375"	12	Chrysler Eng.			Chrysler	1 Bbl./Gasoline	1954-1946	28
260	4.3L	4261cc	OHV V8	3.5625"	16	Chrysler Eng.			Plymouth	2 Bbl./Gasoline	1955	29
260	4.3L	4261cc	OHV V8	3.5625"	16	Chrysler Eng.			Plymouth	4 Bbl./Gasoline	1955	30
265	4.3L	4343cc	L-HEAD L6	3.4375"	12	Chrysler Eng.			Chrysler	1 Bbl./Gasoline	1954-1952	31
270	4.4L	4425cc	OHV V8	3.625"	16	Chrysler Eng.			Dodge/Plymouth	2 Bbl./Gasoline	1956-1955	32
270	4.4L	4425cc	OHV V8	3.625"	16	Chrysler Eng.			Dodge/Plymouth	4 Bbl./Gasoline	1955	33
273	4.5L	4474cc	OHV V8	3.625"	16	Chrysler Eng.	D			2 Bbl./Gasoline	1969-1966	34
273	4.5L	4474cc	OHV V8	3.625"	16	Chrysler Eng.	D			4 Bbl./Gasoline	1969-1966	35
273	4.5L	4474cc	OHV V8	3.625"	16	Chrysler Eng.		A273		2 Bbl./Gasoline	1965	36
273	4.5L	4474cc	OHV V8	3.625"	16	Chrysler Eng.		A273		4 Bbl./Gasoline	1965	37
273	4.5L	4474cc	OHV V8	3.625"	16	Chrysler Eng.		V27		2 Bbl./Gasoline	1964	38
273	4.5L	4474cc	OHV V8	3.625"	16	Chrysler Eng.		V27		4 Bbl./Gasoline	1964	39
276	4.5L	4524cc	OHV V8	3.625"	16	Chrysler Eng.			DeSoto	2 Bbl./Gasoline	1954-1952	40
277	4.5L	4540cc	OHV V8	3.75"	16	Chrysler Eng.			Plymouth	2 Bbl./Gasoline	1957-1956	41
277	4.5L	4540cc	OHV V8	3.75"	16	Chrysler Eng.			Plymouth	4 Bbl./Gasoline	1957-1956	42
301	4.9L	4933cc	OHV V8	3.625"	16	Chrysler Eng.			Chrysler	2 Bbl./Gasoline	1955	43
303	5.0L	4966cc	OHV V8	3.8125"	16	Chrysler Eng.			Plymouth	2-4 Bbl./Gasoline	1956	44
303	5.0L	4966cc	OHV V8	3.8125"	16	Chrysler Eng.			Plymouth	4 Bbl./Gasoline	1956	45

(continued on next page)

Chrysler Car (Incl. Chrysler, DeSoto, Dodge, Plymouth)

Engine Finding Index													
CID	Litres	CC	Block Type	Bore	Valves	Mfg.	Vin	Eng. Code	Mfg. Div.	Fuel Del. Type	Years	Line	
313	5.1L	5130cc	OHV V8	3.875"	16	Chrysler Eng.			Plymouth	2 Bbl./Gasoline	1958-1957	46	
313	5.1L	5130cc	OHV V8	3.875"	16	Chrysler Eng.			Plymouth	4 Bbl./Gasoline	1958-1957	47	
315	5.2L	5163cc	OHV V8	3.625"	16	Chrysler Eng.			Dodge	2 Bbl./Gasoline	1956	48	
315	5.2L	5163cc	OHV V8	3.625"	16	Chrysler Eng.			Dodge	2-4 Bbl./Gasoline	1956	49	
315	5.2L	5163cc	OHV V8	3.625"	16	Chrysler Eng.			Dodge	4 Bbl./Gasoline	1956	50	
318	5.2L	5212cc	OHV V8	3.9063"	16	Chrysler Eng.	E			2 Bbl./Gasoline	1967-1966	51	
318	5.2L	5212cc	OHV V8	3.9063"	16	Chrysler Eng.	F			2 Bbl./Gasoline	1969-1967	52	
318	5.2L	5212cc	OHV V8	3.9063"	16	Chrysler Eng.	G			2 Bbl./Gasoline	1980-1970	53	
318	5.2L	5212cc	OHV V8	3.9063"	16	Chrysler Eng.	H			4 Bbl./Gasoline	1980-1978	54	
318	5.2L	5212cc	OHV V8	3.9063"	16	Chrysler Eng.		A318		2 Bbl./Gasoline	1965	55	
318	5.2L	5212cc	OHV V8	3.9063"	16	Chrysler Eng.		LD2		2 Bbl./Gasoline	1958	56	
318	5.2L	5212cc	OHV V8	3.9063"	16	Chrysler Eng.		LD2		2-4 Bbl./Gasoline	1958	57	
318	5.2L	5212cc	OHV V8	3.9063"	16	Chrysler Eng.		LD2		4 Bbl./Gasoline	1958	58	
318	5.2L	5212cc	OHV V8	3.9063"	16	Chrysler Eng.		MD2		2 Bbl./Gasoline	1959	59	
318	5.2L	5212cc	OHV V8	3.9063"	16	Chrysler Eng.		MD2		4 Bbl./Gasoline	1959	60	
318	5.2L	5212cc	OHV V8	3.9063"	16	Chrysler Eng.		P31		2 Bbl./Gasoline	1960	61	
318	5.2L	5212cc	OHV V8	3.9063"	16	Chrysler Eng.		P31		4 Bbl./Gasoline	1960	62	
318	5.2L	5212cc	OHV V8	3.9063"	16	Chrysler Eng.		R31		2 Bbl./Gasoline	1961	63	
318	5.2L	5212cc	OHV V8	3.9063"	16	Chrysler Eng.		R31		4 Bbl./Gasoline	1961	64	
318	5.2L	5212cc	OHV V8	3.9063"	16	Chrysler Eng.		S31		2 Bbl./Gasoline	1962	65	
318	5.2L	5212cc	OHV V8	3.9063"	16	Chrysler Eng.		S31		4 Bbl./Gasoline	1962	66	
318	5.2L	5212cc	OHV V8	3.9063"	16	Chrysler Eng.		T31		2 Bbl./Gasoline	1963	67	
318	5.2L	5212cc	OHV V8	3.9063"	16	Chrysler Eng.		V31		2 Bbl./Gasoline	1964	68	
318	5.2L	5212cc	OHV V8	3.9063"	16	Chrysler Eng.				2 Bbl./Gasoline	1957	69	
318	5.2L	5212cc	OHV V8	3.9063"	16	Chrysler Eng.				2-4 Bbl./Gasoline	1957	70	
318	5.2L	5212cc	OHV V8	3.9063"	16	Chrysler Eng.				4 Bbl./Gasoline	1957	71	
325	5.3L	5327cc	OHV V8	3.6875"	16	Chrysler Eng.			Dodge	2 Bbl./Gasoline	1958-1957	72	
325	5.3L	5327cc	OHV V8	3.6875"	16	Chrysler Eng.			Dodge	2-4 Bbl./Gasoline	1957	73	
325	5.3L	5327cc	OHV V8	3.6875"	16	Chrysler Eng.			Dodge	4 Bbl./Gasoline	1958-1957	74	
326	5.3L	5343cc	OHV V8	3.9531"	16	Chrysler Eng.			Dodge	2 Bbl./Gasoline	1959	75	
331	5.4L	5425cc	OHV V8	3.8125"	16	Chrysler Eng.			Chrysler	2 Bbl./Gasoline	1956-1951	76	
331	5.4L	5425cc	OHV V8	3.8125"	16	Chrysler Eng.			Chrysler	2-4 Bbl./Gasoline	1955	77	
331	5.4L	5425cc	OHV V8	3.8125"	16	Chrysler Eng.			Chrysler	4 Bbl./Gasoline	1956-1954	78	
340	5.6L	5573cc	OHV V8	4.04"	16	Chrysler Eng.	H			4 Bbl./Gasoline	1973-1970	79	
340	5.6L	5573cc	OHV V8	4.04"	16	Chrysler Eng.	J			3-2 Bbl./Gasoline	1971-1970	80	
340	5.6L	5573cc	OHV V8	4.04"	16	Chrysler Eng.	P			4 Bbl./Gasoline	1969-1968	81	
341	5.6L	5589cc	OHV V8	3.7813"	16	Chrysler Eng.			DeSoto	2 Bbl./Gasoline	1957	82	
341	5.6L	5589cc	OHV V8	3.7813"	16	Chrysler Eng.			DeSoto	4 Bbl./Gasoline	1957	83	
350	5.7L	5737cc	OHV V8	4.0625"	16	Chrysler Eng.				2 Bbl./Gasoline	1958	84	
350	5.7L	5737cc	OHV V8	4.0625"	16	Chrysler Eng.				2-4 Bbl./Gasoline	1958	85	
350	5.7L	5737cc	OHV V8	4.0625"	16	Chrysler Eng.				4 Bbl./Gasoline	1958	86	
350	5.7L	5737cc	OHV V8	4.0625"	16	Chrysler Eng.				MFI/Gasoline	1958	87	
354	5.8L	5802cc	OHV V8	3.9375"	16	Chrysler Eng.			Chrysler	2 Bbl./Gasoline	1958-1956	88	
354	5.8L	5802cc	OHV V8	3.9375"	16	Chrysler Eng.			Chrysler	2-4 Bbl./Gasoline	1957-1956	89	
354	5.8L	5802cc	OHV V8	3.9375"	16	Chrysler Eng.			Chrysler	4 Bbl./Gasoline	1958-1956	90	
360	5.9L	5900cc	OHV V8	4"	16	Chrysler Eng.	J			4 Bbl./Gasoline	1980-1974	91	
360	5.9L	5900cc	OHV V8	4"	16	Chrysler Eng.	K			2 Bbl./Gasoline	1980-1971	92	
360	5.9L	5900cc	OHV V8	4"	16	Chrysler Eng.	L			4 Bbl./Gasoline	1980-1974	93	
361	5.9L	5917cc	OHV V8	4.125"	16	Chrysler Eng.	F			2 Bbl./Gasoline	1966	94	
361	5.9L	5917cc	OHV V8	4.125"	16	Chrysler Eng.		A361		2 Bbl./Gasoline	1965	95	
361	5.9L	5917cc	OHV V8	4.125"	16	Chrysler Eng.		D500		2-4 Bbl./Gasoline	1958	96	
361	5.9L	5917cc	OHV V8	4.125"	16	Chrysler Eng.		D500		4 Bbl./Gasoline	1958	97	
361	5.9L	5917cc	OHV V8	4.125"	16	Chrysler Eng.		D500		MFI/Gasoline	1958	98	
361	5.9L	5917cc	OHV V8	4.125"	16	Chrysler Eng.		LD2S		4 Bbl./Gasoline	1958	99	
361	5.9L	5917cc	OHV V8	4.125"	16	Chrysler Eng.		LD3S		4 Bbl./Gasoline	1958	100	
361	5.9L	5917cc	OHV V8	4.125"	16	Chrysler Eng.		LS2M		2 Bbl./Gasoline	1958	101	
361	5.9L	5917cc	OHV V8	4.125"	16	Chrysler Eng.		LS3H		4 Bbl./Gasoline	1958	102	
361	5.9L	5917cc	OHV V8	4.125"	16	Chrysler Eng.		LS3S		2-4 Bbl./Gasoline	1958	103	
361	5.9L	5917cc	OHV V8	4.125"	16	Chrysler Eng.		LS3S		4 Bbl./Gasoline	1958	104	
361	5.9L	5917cc	OHV V8	4.125"	16	Chrysler Eng.		LS3S		MFI/Gasoline	1958	105	
361	5.9L	5917cc	OHV V8	4.125"	16	Chrysler Eng.		MD3H		4 Bbl./Gasoline	1959	106	
361	5.9L	5917cc	OHV V8	4.125"	16	Chrysler Eng.		MD3L		2 Bbl./Gasoline	1959	107	
361	5.9L	5917cc	OHV V8	4.125"	16	Chrysler Eng.		MD3M		2 Bbl./Gasoline	1959	108	
361	5.9L	5917cc	OHV V8	4.125"	16	Chrysler Eng.		MS1		2 Bbl./Gasoline	1959	109	
361	5.9L	5917cc	OHV V8	4.125"	16	Chrysler Eng.		P36		2 Bbl./Gasoline	1960-1959	110	
361	5.9L	5917cc	OHV V8	4.125"	16	Chrysler Eng.		P36		2-4 Bbl./Gasoline	1960-1959	111	
361	5.9L	5917cc	OHV V8	4.125"	16	Chrysler Eng.		P36		4 Bbl./Gasoline	1960-1959	112	
361	5.9L	5917cc	OHV V8	4.125"	16	Chrysler Eng.		R36		2 Bbl./Gasoline	1961	113	
361	5.9L	5917cc	OHV V8	4.125"	16	Chrysler Eng.		R36		2-4 Bbl./Gasoline	1961	114	
361	5.9L	5917cc	OHV V8	4.125"	16	Chrysler Eng.		R36		4 Bbl./Gasoline	1961	115	
361	5.9L	5917cc	OHV V8	4.125"	16	Chrysler Eng.		S36		2 Bbl./Gasoline	1962	116	
361	5.9L	5917cc	OHV V8	4.125"	16	Chrysler Eng.		S36		2-4 Bbl./Gasoline	1962	117	
361	5.9L	5917cc	OHV V8	4.125"	16	Chrysler Eng.		S36		4 Bbl./Gasoline	1962	118	

(continued on next page)

Chrysler Car (Incl. Chrysler, DeSoto, Dodge, Plymouth)

Engine Finding Index

CID	Litres	CC	Block Type	Bore	Valves	Mfg.	Vin	Eng. Code	Mfg. Div.	Fuel Del. Type	Years	Line
361	5.9L	5917cc	OHV V8	4.125"	16	Chrysler Eng.		T36		2 Bbl./Gasoline	1963	119
361	5.9L	5917cc	OHV V8	4.125"	16	Chrysler Eng.		V36		2 Bbl./Gasoline	1964	120
383	6.3L	6277cc	OHV V8	4.25"	16	Chrysler Eng.	G			2 Bbl./Gasoline	1969-1966	121
383	6.3L	6277cc	OHV V8	4.25"	16	Chrysler Eng.	G			4 Bbl./Gasoline	1966	122
383	6.3L	6277cc	OHV V8	4.25"	16	Chrysler Eng.	H			4 Bbl./Gasoline	1969-1967	123
383	6.3L	6277cc	OHV V8	4.25"	16	Chrysler Eng.	L			2 Bbl./Gasoline	1971-1970	124
383	6.3L	6277cc	OHV V8	4.25"	16	Chrysler Eng.	N			4 Bbl./Gasoline	1971-1970	125
383	6.3L	6277cc	OHV V8	4.25"	16	Chrysler Eng.		A383		2 Bbl./Gasoline	1965	126
383	6.3L	6277cc	OHV V8	4.25"	16	Chrysler Eng.		A383		4 Bbl./Gasoline	1965	127
383	6.3L	6277cc	OHV V8	4.25"	16	Chrysler Eng.		D500		2-4 Bbl./Gasoline	1959	128
383	6.3L	6277cc	OHV V8	4.25"	16	Chrysler Eng.		D500		4 Bbl./Gasoline	1959	129
383	6.3L	6277cc	OHV V8	4.25"	16	Chrysler Eng.		MC1L		2 Bbl./Gasoline	1959	130
383	6.3L	6277cc	OHV V8	4.25"	16	Chrysler Eng.		MC2M		4 Bbl./Gasoline	1959	131
383	6.3L	6277cc	OHV V8	4.25"	16	Chrysler Eng.		MS2		2 Bbl./Gasoline	1959	132
383	6.3L	6277cc	OHV V8	4.25"	16	Chrysler Eng.		MS3		2-4 Bbl./Gasoline	1959	133
383	6.3L	6277cc	OHV V8	4.25"	16	Chrysler Eng.		MS3		4 Bbl./Gasoline	1959	134
383	6.3L	6277cc	OHV V8	4.25"	16	Chrysler Eng.		P38		2 Bbl./Gasoline	1960	135
383	6.3L	6277cc	OHV V8	4.25"	16	Chrysler Eng.		P38		2-4 Bbl./Gasoline	1960	136
383	6.3L	6277cc	OHV V8	4.25"	16	Chrysler Eng.		P38		4 Bbl./Gasoline	1960	137
383	6.3L	6277cc	OHV V8	4.25"	16	Chrysler Eng.		PR38		2 Bbl./Gasoline	1960	138
383	6.3L	6277cc	OHV V8	4.25"	16	Chrysler Eng.		PR38		4 Bbl./Gasoline	1960	139
383	6.3L	6277cc	OHV V8	4.25"	16	Chrysler Eng.		R38		2 Bbl./Gasoline	1961	140
383	6.3L	6277cc	OHV V8	4.25"	16	Chrysler Eng.		R38		2-4 Bbl./Gasoline	1961	141
383	6.3L	6277cc	OHV V8	4.25"	16	Chrysler Eng.		R38		4 Bbl./Gasoline	1961	142
383	6.3L	6277cc	OHV V8	4.25"	16	Chrysler Eng.		S38		2 Bbl./Gasoline	1962	143
383	6.3L	6277cc	OHV V8	4.25"	16	Chrysler Eng.		S38		2-4 Bbl./Gasoline	1962	144
383	6.3L	6277cc	OHV V8	4.25"	16	Chrysler Eng.		S38		4 Bbl./Gasoline	1962	145
383	6.3L	6277cc	OHV V8	4.25"	16	Chrysler Eng.		T38		2 Bbl./Gasoline	1963	146
383	6.3L	6277cc	OHV V8	4.25"	16	Chrysler Eng.		T38		2-4 Bbl./Gasoline	1963	147
383	6.3L	6277cc	OHV V8	4.25"	16	Chrysler Eng.		T38		4 Bbl./Gasoline	1963	148
383	6.3L	6277cc	OHV V8	4.25"	16	Chrysler Eng.		V38		2 Bbl./Gasoline	1964	149
383	6.3L	6277cc	OHV V8	4.25"	16	Chrysler Eng.		V38		4 Bbl./Gasoline	1964	150
392	6.4L	6425cc	OHV V8	4"	16	Chrysler Eng.			Chrysler	2-4 Bbl./Gasoline	1958-1957	151
392	6.4L	6425cc	OHV V8	4"	16	Chrysler Eng.			Chrysler	4 Bbl./Gasoline	1958-1957	152
392	6.4L	6425cc	OHV V8	4"	16	Chrysler Eng.			Chrysler	MFI/Gasoline	1958	153
400	6.6L	6556cc	OHV V8	4.342"	16	Chrysler Eng.	M			2 Bbl./Gasoline	1976-1972	154
400	6.6L	6556cc	OHV V8	4.342"	16	Chrysler Eng.	N			4 Bbl./Gasoline	1978-1974	155
400	6.6L	6556cc	OHV V8	4.342"	16	Chrysler Eng.	P			4 Bbl./Gasoline	1978-1972	156
413	6.8L	6769cc	OHV V8	4.1875"	16	Chrysler Eng.		A413		4 Bbl./Gasoline	1965	157
413	6.8L	6769cc	OHV V8	4.1875"	16	Chrysler Eng.		MC3H		4 Bbl./Gasoline	1959	158
413	6.8L	6769cc	OHV V8	4.1875"	16	Chrysler Eng.		MC3S		2-4 Bbl./Gasoline	1959	159
413	6.8L	6769cc	OHV V8	4.1875"	16	Chrysler Eng.		MY1H		4 Bbl./Gasoline	1959	160
413	6.8L	6769cc	OHV V8	4.1875"	16	Chrysler Eng.		MY1L		4 Bbl./Gasoline	1959	161
413	6.8L	6769cc	OHV V8	4.1875"	16	Chrysler Eng.		MY1M		4 Bbl./Gasoline	1959	162
413	6.8L	6769cc	OHV V8	4.1875"	16	Chrysler Eng.		P41		2-4 Bbl./Gasoline	1960	163
413	6.8L	6769cc	OHV V8	4.1875"	16	Chrysler Eng.		P41		4 Bbl./Gasoline	1960	164
413	6.8L	6769cc	OHV V8	4.1875"	16	Chrysler Eng.		R41		2-4 Bbl./Gasoline	1961	165
413	6.8L	6769cc	OHV V8	4.1875"	16	Chrysler Eng.		R41		4 Bbl./Gasoline	1961	166
413	6.8L	6769cc	OHV V8	4.1875"	16	Chrysler Eng.		S41		2-4 Bbl./Gasoline	1962	167
413	6.8L	6769cc	OHV V8	4.1875"	16	Chrysler Eng.		S41		4 Bbl./Gasoline	1962	168
413	6.8L	6769cc	OHV V8	4.1875"	16	Chrysler Eng.		T41		2-4 Bbl./Gasoline	1963	169
413	6.8L	6769cc	OHV V8	4.1875"	16	Chrysler Eng.		T41		4 Bbl./Gasoline	1963	170
413	6.8L	6769cc	OHV V8	4.1875"	16	Chrysler Eng.		V41		2-4 Bbl./Gasoline	1964	171
413	6.8L	6769cc	OHV V8	4.1875"	16	Chrysler Eng.		V41		4 Bbl./Gasoline	1964	172
426	7.0L	6982cc	OHV V8	4.25"	16	Chrysler Eng.	H			2-4 Bbl./Gasoline	1966	173
426	7.0L	6982cc	OHV V8	4.25"	16	Chrysler Eng.	H			4 Bbl./Gasoline	1966	174
426	7.0L	6982cc	OHV V8	4.25"	16	Chrysler Eng.	J			2-4 Bbl./Gasoline	1970-1967	175
426	7.0L	6982cc	OHV V8	4.25"	16	Chrysler Eng.	R			2-4 Bbl./Gasoline	1971-1967	176
426	7.0L	6982cc	OHV V8	4.25"	16	Chrysler Eng.		A426		2-4 Bbl./Gasoline	1965	177
426	7.0L	6982cc	OHV V8	4.25"	16	Chrysler Eng.		A426		4 Bbl./Gasoline	1965	178
426	7.0L	6982cc	OHV V8	4.25"	16	Chrysler Eng.		T42		2-4 Bbl./Gasoline	1963	179
426	7.0L	6982cc	OHV V8	4.25"	16	Chrysler Eng.		T42		4 Bbl./Gasoline	1963	180
426	7.0L	6982cc	OHV V8	4.25"	16	Chrysler Eng.		V42		2-4 Bbl./Gasoline	1964	181
426	7.0L	6982cc	OHV V8	4.25"	16	Chrysler Eng.		V42		4 Bbl./Gasoline	1964	182
426	7.0L	6982cc	OHV V8	4.25"	16	Chrysler Eng.		V426		2-4 Bbl./Gasoline	1964	183
440	7.2L	7212cc	OHV V8	4.32"	16	Chrysler Eng.	K			4 Bbl./Gasoline	1969-1966	184
440	7.2L	7212cc	OHV V8	4.32"	16	Chrysler Eng.	L			4 Bbl./Gasoline	1969-1966	185
440	7.2L	7212cc	OHV V8	4.32"	16	Chrysler Eng.	M			3-2 Bbl./Gasoline	1969	186
440	7.2L	7212cc	OHV V8	4.32"	16	Chrysler Eng.	T			4 Bbl./Gasoline	1978-1970	187
440	7.2L	7212cc	OHV V8	4.32"	16	Chrysler Eng.	V			3-2 Bbl./Gasoline	1972-1970	188
440	7.2L	7212cc	OHV V8	4.32"	16	Chrysler Eng.		B440		4 Bbl./Gasoline	1966	189
440	7.2L	7212cc	OHV V8	4.32"	16	Chrysler Eng.		C440		4 Bbl./Gasoline	1967	190
440	7.2L	7212cc	OHV V8	4.32"	16	Chrysler Eng.		PT440		4 Bbl./Gasoline	1968	191

(continued on next page)

Chrysler Car (Incl. Chrysler, DeSoto, Dodge, Plymouth)

Engine Finding Index											
CID	Litres	CC	Block Type	Bore	Valves	Mfg.	Vin	Eng. Code	Fuel Del. Type	Years	Line
440	7.2L	7212cc	OHV V8	4.32"	16	Chrysler Eng.	U		4 Bbl./Gasoline	1978-1970	192
Engine Code Index											
Eng. Code	CID	Litres	CC	Block Type	Bore	Valves	Mfg.	Vin	Fuel Del. Type	Years	Line
A170	170	2.8L	2786cc	OHV L6	3.4063"	12	Chrysler Eng.		1 Bbl./Gasoline	1965	2
A225	225	3.7L	3688cc	OHV L6	3.4063"	12	Chrysler Eng.		1 Bbl./Gasoline	1965	16
A273	273	4.5L	4474cc	OHV V8	3.625"	16	Chrysler Eng.		2 Bbl./Gasoline	1965	36
A273	273	4.5L	4474cc	OHV V8	3.625"	16	Chrysler Eng.		4 Bbl./Gasoline	1965	37
A318	318	5.2L	5212cc	OHV V8	3.9063"	16	Chrysler Eng.		2 Bbl./Gasoline	1965	55
A361	361	5.9L	5917cc	OHV V8	4.125"	16	Chrysler Eng.		2 Bbl./Gasoline	1965	95
A383	383	6.3L	6277cc	OHV V8	4.25"	16	Chrysler Eng.		2 Bbl./Gasoline	1965	126
A383	383	6.3L	6277cc	OHV V8	4.25"	16	Chrysler Eng.		4 Bbl./Gasoline	1965	127
A413	413	6.8L	6769cc	OHV V8	4.1875"	16	Chrysler Eng.		4 Bbl./Gasoline	1965	157
A426	426	7.0L	6982cc	OHV V8	4.25"	16	Chrysler Eng.		2-4 Bbl./Gasoline	1965	177
A426	426	7.0L	6982cc	OHV V8	4.25"	16	Chrysler Eng.		4 Bbl./Gasoline	1965	178
B440	440	7.2L	7212cc	OHV V8	4.32"	16	Chrysler Eng.		4 Bbl./Gasoline	1966	189
C440	440	7.2L	7212cc	OHV V8	4.32"	16	Chrysler Eng.		4 Bbl./Gasoline	1967	190
D500	361	5.9L	5917cc	OHV V8	4.125"	16	Chrysler Eng.		2-4 Bbl./Gasoline	1958	96
D500	361	5.9L	5917cc	OHV V8	4.125"	16	Chrysler Eng.		4 Bbl./Gasoline	1958	97
D500	361	5.9L	5917cc	OHV V8	4.125"	16	Chrysler Eng.		MFI/Gasoline	1958	98
D500	383	6.3L	6277cc	OHV V8	4.25"	16	Chrysler Eng.		2-4 Bbl./Gasoline	1959	128
D500	383	6.3L	6277cc	OHV V8	4.25"	16	Chrysler Eng.		4 Bbl./Gasoline	1959	129
LD2	318	5.2L	5212cc	OHV V8	3.9063"	16	Chrysler Eng.		2 Bbl./Gasoline	1958	56
LD2	318	5.2L	5212cc	OHV V8	3.9063"	16	Chrysler Eng.		2-4 Bbl./Gasoline	1958	57
LD2	318	5.2L	5212cc	OHV V8	3.9063"	16	Chrysler Eng.		4 Bbl./Gasoline	1958	58
LD2S	361	5.9L	5917cc	OHV V8	4.125"	16	Chrysler Eng.		4 Bbl./Gasoline	1958	99
LD3S	361	5.9L	5917cc	OHV V8	4.125"	16	Chrysler Eng.		4 Bbl./Gasoline	1958	100
LS2M	361	5.9L	5917cc	OHV V8	4.125"	16	Chrysler Eng.		2 Bbl./Gasoline	1958	101
LS3H	361	5.9L	5917cc	OHV V8	4.125"	16	Chrysler Eng.		4 Bbl./Gasoline	1958	102
LS3S	361	5.9L	5917cc	OHV V8	4.125"	16	Chrysler Eng.		2-4 Bbl./Gasoline	1958	103
LS3S	361	5.9L	5917cc	OHV V8	4.125"	16	Chrysler Eng.		4 Bbl./Gasoline	1958	104
LS3S	361	5.9L	5917cc	OHV V8	4.125"	16	Chrysler Eng.		MFI/Gasoline	1958	105
MC1L	383	6.3L	6277cc	OHV V8	4.25"	16	Chrysler Eng.		2 Bbl./Gasoline	1959	130
MC2M	383	6.3L	6277cc	OHV V8	4.25"	16	Chrysler Eng.		4 Bbl./Gasoline	1959	131
MC3H	413	6.8L	6769cc	OHV V8	4.1875"	16	Chrysler Eng.		4 Bbl./Gasoline	1959	158
MC3S	413	6.8L	6769cc	OHV V8	4.1875"	16	Chrysler Eng.		2-4 Bbl./Gasoline	1959	159
MD2	318	5.2L	5212cc	OHV V8	3.9063"	16	Chrysler Eng.		2 Bbl./Gasoline	1959	59
MD2	318	5.2L	5212cc	OHV V8	3.9063"	16	Chrysler Eng.		4 Bbl./Gasoline	1959	60
MD3H	361	5.9L	5917cc	OHV V8	4.125"	16	Chrysler Eng.		4 Bbl./Gasoline	1959	106
MD3L	361	5.9L	5917cc	OHV V8	4.125"	16	Chrysler Eng.		2 Bbl./Gasoline	1959	107
MD3M	361	5.9L	5917cc	OHV V8	4.125"	16	Chrysler Eng.		2 Bbl./Gasoline	1959	108
MS1	361	5.9L	5917cc	OHV V8	4.125"	16	Chrysler Eng.		2 Bbl./Gasoline	1959	109
MS2	383	6.3L	6277cc	OHV V8	4.25"	16	Chrysler Eng.		2 Bbl./Gasoline	1959	132
MS3	383	6.3L	6277cc	OHV V8	4.25"	16	Chrysler Eng.		2-4 Bbl./Gasoline	1959	133
MS3	383	6.3L	6277cc	OHV V8	4.25"	16	Chrysler Eng.		4 Bbl./Gasoline	1959	134
MY1H	413	6.8L	6769cc	OHV V8	4.1875"	16	Chrysler Eng.		4 Bbl./Gasoline	1959	160
MY1L	413	6.8L	6769cc	OHV V8	4.1875"	16	Chrysler Eng.		4 Bbl./Gasoline	1959	161
MY1M	413	6.8L	6769cc	OHV V8	4.1875"	16	Chrysler Eng.		4 Bbl./Gasoline	1959	162
P17	170	2.8L	2786cc	OHV L6	3.4063"	12	Chrysler Eng.		1 Bbl./Gasoline	1960	3
P17	170	2.8L	2786cc	OHV L6	3.4063"	12	Chrysler Eng.		4 Bbl./Gasoline	1960	4
P22	225	3.7L	3688cc	OHV L6	3.4063"	12	Chrysler Eng.		1 Bbl./Gasoline	1960	17
P31	318	5.2L	5212cc	OHV V8	3.9063"	16	Chrysler Eng.		2 Bbl./Gasoline	1960	61
P31	318	5.2L	5212cc	OHV V8	3.9063"	16	Chrysler Eng.		4 Bbl./Gasoline	1960	62
P36	361	5.9L	5917cc	OHV V8	4.125"	16	Chrysler Eng.		2 Bbl./Gasoline	1960-1959	110
P36	361	5.9L	5917cc	OHV V8	4.125"	16	Chrysler Eng.		2-4 Bbl./Gasoline	1960-1959	111
P36	361	5.9L	5917cc	OHV V8	4.125"	16	Chrysler Eng.		4 Bbl./Gasoline	1960-1959	112
P38	383	6.3L	6277cc	OHV V8	4.25"	16	Chrysler Eng.		2 Bbl./Gasoline	1960	135
P38	383	6.3L	6277cc	OHV V8	4.25"	16	Chrysler Eng.		2-4 Bbl./Gasoline	1960	136
P38	383	6.3L	6277cc	OHV V8	4.25"	16	Chrysler Eng.		4 Bbl./Gasoline	1960	137
P41	413	6.8L	6769cc	OHV V8	4.1875"	16	Chrysler Eng.		2-4 Bbl./Gasoline	1960	163
P41	413	6.8L	6769cc	OHV V8	4.1875"	16	Chrysler Eng.		4 Bbl./Gasoline	1960	164
PR38	383	6.3L	6277cc	OHV V8	4.25"	16	Chrysler Eng.		2 Bbl./Gasoline	1960	138
PR38	383	6.3L	6277cc	OHV V8	4.25"	16	Chrysler Eng.		4 Bbl./Gasoline	1960	139
PT440	440	7.2L	7212cc	OHV V8	4.32"	16	Chrysler Eng.		4 Bbl./Gasoline	1968	191
R17	170	2.8L	2786cc	OHV L6	3.4063"	12	Chrysler Eng.		1 Bbl./Gasoline	1961	5
R17	170	2.8L	2786cc	OHV L6	3.4063"	12	Chrysler Eng.		4 Bbl./Gasoline	1961	6
R22	225	3.7L	3688cc	OHV L6	3.4063"	12	Chrysler Eng.		1 Bbl./Gasoline	1961	18
R22	225	3.7L	3688cc	OHV L6	3.4063"	12	Chrysler Eng.		4 Bbl./Gasoline	1961	19
R31	318	5.2L	5212cc	OHV V8	3.9063"	16	Chrysler Eng.		2 Bbl./Gasoline	1961	63
R31	318	5.2L	5212cc	OHV V8	3.9063"	16	Chrysler Eng.		4 Bbl./Gasoline	1961	64
R36	361	5.9L	5917cc	OHV V8	4.125"	16	Chrysler Eng.		2 Bbl./Gasoline	1961	113

(continued on next page)

Chrysler Car (Incl. Chrysler, DeSoto, Dodge, Plymouth)

Engine Code Index

Eng. Code	CID	Litres	CC	Block Type	Bore	Valves	Mfg.	Vin	Fuel Del. Type	Years	Line
R36	361	5.9L	5917cc	OHV V8	4.125"	16	Chrysler Eng.		2-4 Bbl./Gasoline	1961	114
R36	361	5.9L	5917cc	OHV V8	4.125"	16	Chrysler Eng.		4 Bbl./Gasoline	1961	115
R38	383	6.3L	6277cc	OHV V8	4.25"	16	Chrysler Eng.		2 Bbl./Gasoline	1961	140
R38	383	6.3L	6277cc	OHV V8	4.25"	16	Chrysler Eng.		2-4 Bbl./Gasoline	1961	141
R38	383	6.3L	6277cc	OHV V8	4.25"	16	Chrysler Eng.		4 Bbl./Gasoline	1961	142
R41	413	6.8L	6769cc	OHV V8	4.1875"	16	Chrysler Eng.		2-4 Bbl./Gasoline	1961	165
R41	413	6.8L	6769cc	OHV V8	4.1875"	16	Chrysler Eng.		4 Bbl./Gasoline	1961	166
S17	170	2.8L	2786cc	OHV L6	3.4063"	12	Chrysler Eng.		1 Bbl./Gasoline	1962	7
S22	225	3.7L	3688cc	OHV L6	3.4063"	12	Chrysler Eng.		1 Bbl./Gasoline	1962	20
S22	225	3.7L	3688cc	OHV L6	3.4063"	12	Chrysler Eng.		4 Bbl./Gasoline	1962	21
S31	318	5.2L	5212cc	OHV V8	3.9063"	16	Chrysler Eng.		2 Bbl./Gasoline	1962	65
S31	318	5.2L	5212cc	OHV V8	3.9063"	16	Chrysler Eng.		4 Bbl./Gasoline	1962	66
S36	361	5.9L	5917cc	OHV V8	4.125"	16	Chrysler Eng.		2 Bbl./Gasoline	1962	116
S36	361	5.9L	5917cc	OHV V8	4.125"	16	Chrysler Eng.		2-4 Bbl./Gasoline	1962	117
S36	361	5.9L	5917cc	OHV V8	4.125"	16	Chrysler Eng.		4 Bbl./Gasoline	1962	118
S38	383	6.3L	6277cc	OHV V8	4.25"	16	Chrysler Eng.		2 Bbl./Gasoline	1962	143
S38	383	6.3L	6277cc	OHV V8	4.25"	16	Chrysler Eng.		2-4 Bbl./Gasoline	1962	144
S38	383	6.3L	6277cc	OHV V8	4.25"	16	Chrysler Eng.		4 Bbl./Gasoline	1962	145
S41	413	6.8L	6769cc	OHV V8	4.1875"	16	Chrysler Eng.		2-4 Bbl./Gasoline	1962	167
S41	413	6.8L	6769cc	OHV V8	4.1875"	16	Chrysler Eng.		4 Bbl./Gasoline	1962	168
T17	170	2.8L	2786cc	OHV L6	3.4063"	12	Chrysler Eng.		1 Bbl./Gasoline	1963	8
T22	225	3.7L	3688cc	OHV L6	3.4063"	12	Chrysler Eng.		1 Bbl./Gasoline	1963	22
T31	318	5.2L	5212cc	OHV V8	3.9063"	16	Chrysler Eng.		2 Bbl./Gasoline	1963	67
T36	361	5.9L	5917cc	OHV V8	4.125"	16	Chrysler Eng.		2 Bbl./Gasoline	1963	119
T38	383	6.3L	6277cc	OHV V8	4.25"	16	Chrysler Eng.		2 Bbl./Gasoline	1963	146
T38	383	6.3L	6277cc	OHV V8	4.25"	16	Chrysler Eng.		2-4 Bbl./Gasoline	1963	147
T38	383	6.3L	6277cc	OHV V8	4.25"	16	Chrysler Eng.		4 Bbl./Gasoline	1963	148
T41	413	6.8L	6769cc	OHV V8	4.1875"	16	Chrysler Eng.		2-4 Bbl./Gasoline	1963	169
T41	413	6.8L	6769cc	OHV V8	4.1875"	16	Chrysler Eng.		4 Bbl./Gasoline	1963	170
T42	426	7.0L	6982cc	OHV V8	4.25"	16	Chrysler Eng.		2-4 Bbl./Gasoline	1963	179
T42	426	7.0L	6982cc	OHV V8	4.25"	16	Chrysler Eng.		4 Bbl./Gasoline	1963	180
V17	170	2.8L	2786cc	OHV L6	3.4063"	12	Chrysler Eng.		1 Bbl./Gasoline	1964	9
V22	225	3.7L	3688cc	OHV L6	3.4063"	12	Chrysler Eng.		1 Bbl./Gasoline	1964	23
V27	273	4.5L	4474cc	OHV V8	3.625"	16	Chrysler Eng.		2 Bbl./Gasoline	1964	38
V27	273	4.5L	4474cc	OHV V8	3.625"	16	Chrysler Eng.		4 Bbl./Gasoline	1964	39
V31	318	5.2L	5212cc	OHV V8	3.9063"	16	Chrysler Eng.		2 Bbl./Gasoline	1964	68
V36	361	5.9L	5917cc	OHV V8	4.125"	16	Chrysler Eng.		2 Bbl./Gasoline	1964	120
V38	383	6.3L	6277cc	OHV V8	4.25"	16	Chrysler Eng.		2 Bbl./Gasoline	1964	149
V38	383	6.3L	6277cc	OHV V8	4.25"	16	Chrysler Eng.		4 Bbl./Gasoline	1964	150
V41	413	6.8L	6769cc	OHV V8	4.1875"	16	Chrysler Eng.		2-4 Bbl./Gasoline	1964	171
V41	413	6.8L	6769cc	OHV V8	4.1875"	16	Chrysler Eng.		4 Bbl./Gasoline	1964	172
V42	426	7.0L	6982cc	OHV V8	4.25"	16	Chrysler Eng.		2-4 Bbl./Gasoline	1964	181
V42	426	7.0L	6982cc	OHV V8	4.25"	16	Chrysler Eng.		4 Bbl./Gasoline	1964	182
V426	426	7.0L	6982cc	OHV V8	4.25"	16	Chrysler Eng.		2-4 Bbl./Gasoline	1964	183

1 170 2.8L (2786cc) OHV L6 (12 Valve), 3.4063" Bore (Chrysler Eng.), 1 Bbl. "VIN A" 1971-1966

QTY	TIMING	YEARS	PART NO.	DESCRIPTION
1	3 Piece Set	71-66	KT3-495SA	
1	Timing Chain	71-66	222-495	Silent type; 50 Links
1	Crank Sprocket	71-66	223-291	Use w/silent type chain; 19 Teeth
QTY	CAMSHAFT/LIFTER	YEARS	PART NO.	DESCRIPTION
1	Camshaft	71-66	CS-380	VINTAGE; Mechanical, (050) Duration at .050 Lobe Lift, 203 Exh., 198 Int., 109 Degrees Lobe Separation
1	Prelube		55-403 Std Only	1.5 oz. packet
1	Prelube		55-400 Std Only	4 oz. bottle; 1.5 oz. packet No. 55-403 also avail.
12	Lifter	71-66	AT-2084 Std Only	VINTAGE; Dumbbell shaped mech.
12	Lifter, Bulk	71-66	AT-2084B Std Only	Dumbbell shaped mech.; Carton of 117
QTY	VALVE	YEARS	PART NO.	DESCRIPTION
6	Exhaust	71-66	V-4093 Std-15	1.3600" Head Dia., 0.3715" Stem Dia., 4.7970" O.A.L.
6	Intake	71-66	V-1434 Std Only	2 groove; 1.6200" Head Dia., 0.3725" Stem Dia., 4.7740" O.A.L.
QTY	VALVE SPRING	YEARS	PART NO.	DESCRIPTION
12	Spring	71-66	VS-510 Std Only	2.0000" Free Height
QTY	VALVE SEAL	YEARS	PART NO.	DESCRIPTION
6	Valve Stem Seal	71-66	MV-1918 Std Only	Loc. Exh.; Umbrella type; (VTN) Viton®
6	Valve Stem Seal	71-66	ST-2014 Std Only	Loc. Exh.; Use w/repair guide; Positive type; Installation requires valve guide machining; (TFL) PTFE
6	Valve Stem Seal	71-66	ST-2004 Std Only	Loc. Int.; Use w/O.E. guide; Positive type; Installation requires valve guide machining; (RBBTF) Rubber/PTFE

(continued on next page)

Chrysler Car (Incl. Chrysler, DeSoto, Dodge, Plymouth)

170 2.8L (2786cc) OHV L6 (12 Valve), 3.4063" Bore (Chrysler Eng.), 1 Bbl. "VIN A" 1971-1966 **1**
(cont.)

QTY	VALVE SEAL (cont.)	YEARS	PART NO.	DESCRIPTION
6	Valve Stem Seal	71-66	ST-2014 Std Only	Loc. Int.; Use w/repair guide; Positive type; Installation requires valve guide machining; (TFL) PTFE
6	Valve Stem Seal	69-66	MV-1771C Std Only	Loc. Int.; Umbrella type; (PLY) Polyacrylate
6	Valve Stem Seal Bulk	71-66	ST-2014BC Std Only	Loc. Exh.; Use w/repair guide; Positive type; Installation requires valve guide machining; Carton of 100; (TFL) PTFE
6	Valve Stem Seal Bulk	71-66	ST-2004BC Std Only	Loc. Int.; Use w/O.E. guide; Positive type; Installation requires valve guide machining; Carton of 100; (RBBTF) Rubber/PTFE
6	Valve Stem Seal Bulk	71-66	ST-2014BC Std Only	Loc. Int.; Use w/repair guide; Positive type; Installation requires valve guide machining; Carton of 100; (TFL) PTFE
6	Valve Stem Seal Bulk	69-66	MV-1771 Std Only	Loc. Int.; Umbrella type; Carton of 100; (PLY) Polyacrylate
QTY	VALVE SEAT	YEARS	PART NO.	DESCRIPTION
6	Seat	71-66	245-1437-1 Std Only	Loc. Exh.; 1.4420" OD, 1.2500" ID, 0.2160" Depth
6	Seat	71-66	245-1750-2 Std Only	Loc. Int.; 1.7550" OD, 1.5000" ID, 0.2160" Depth
6	Seat	71-66	245-1750-2N Std Only	Loc. Int.; Premium Material; 1.7550" OD, 1.5000" ID, 0.2160" Depth
QTY	VALVE, MISC	YEARS	PART NO.	DESCRIPTION
12	Keeper	71-66	VK-174 Std Only	Loc. Exh.; 4 groove
12	Keeper	71-66	VK-174R Std Only	Loc. Exh.; 4 groove; Hardened
12	Keeper	71-66	VK-66 Std Only	Loc. Int.; 2 groove
12	Keeper	71-66	VK-66R Std Only	Loc. Int.; 2 groove; Hardened
12	Spring Insert	71-66	259-103C Std Only	.015"; ID 1.030"; Carton of 100
12	Spring Insert	71-66	259-103B Std Only	.030"; ID 1.030"; Carton of 100
12	Spring Insert	71-66	259-103BRS Std Only	.030"; ID 1.030"; Carton of 500
12	Spring Insert	71-66	259-103A Std Only	.060"; ID 1.030"; Carton of 100
12	Spring Insert	71-66	259-103ARS Std Only	.060"; ID 1.030"; Carton of 500
6	Rotocap	69-66	RC-78S Std Only	Loc. Exh.
6	Rotocap	69-66	RC-78SB * Std Only	Loc. Exh.; Carton of 375
QTY	PISTON	YEARS	PART NO.	DESCRIPTION
6	Cast Piston	71-66	244NP Std-20-30-40-60	Cast; .9011" Pin Dia.; 2 Rings 5/64 Groove, 1 Ring 3/16 Groove, 1.740 CD, Flat Head - 8.2:1 C.R.
6	Cast Piston - Individual	71-66	W244NP Std-20-30-40-60	Cast; .9011" Pin Dia.; 2 Rings 5/64 Groove, 1 Ring 3/16 Groove, 1.740 CD, Flat Head - 8.2:1 C.R.
QTY	RINGS	YEARS	PART NO.	DESCRIPTION
1	Premium Set	71-66	E-196K Std-20-30-40-60	2-5/64, 1-3/16; Premium Moly
1	Standard Set	71-66	E-196X Std-20-30-40-60	2-5/64, 1-3/16; Iron
QTY	ENGINE BEARINGS	YEARS	PART NO.	DESCRIPTION
1	Main Set	71-66	4092M Std-10-20-30	VINTAGE
1	Rod Set	71-66	6-2375CP Std-10-20-30-40	VINTAGE
6	Rod Pair	71-66	2375CP Std-10-20-30-40	VINTAGE
1	Cam Set	71-66	1454M Std Only	VINTAGE
QTY	OIL PUMP	YEARS	PART NO.	DESCRIPTION
1	Oil Pump	71-66	224-4165V	High Volume; Will replace 5 bolt pump
1	Oil Pump	71-66	224-4165C	w/.826" rotor thickness; 5 bolt pump; Will replace early 6 bolt pump
QTY	GASKETS	YEARS	PART NO.	DESCRIPTION
1	Kit Gasket Set	71-66	260-1004	VINTAGE; Premium valve stem seals incl.
QTY	FREEZE PLUGS	YEARS	PART NO.	DESCRIPTION
1	Brass Block Plug Kit	71-66	381-8012	
1	Brass Deep Cup Freeze Plug	71-66	381-9001	VINTAGE; 1.625" Diameter
1	Steel Deep Cup Freeze Plug	71-66	381-3084	2.141" Diameter

170 2.8L (2786cc) OHV L6 (12 Valve), 3.4063" Bore (Chrysler Eng.), 1 Bbl. "Eng. Code A170" 1965 **2**

QTY	TIMING	YEARS	PART NO.	DESCRIPTION
1	3 Piece Set	65	KT3-495SA	
1	Timing Chain	65	222-495	Silent type; 50 Links
1	Crank Sprocket	65	223-291	Use w/silent type chain; 19 Teeth
QTY	CAMSHAFT/LIFTER	YEARS	PART NO.	DESCRIPTION
1	Camshaft	65	CS-380	VINTAGE; Mechanical, (050) Duration at .050 Lobe Lift, 203 Exh., 198 Int., 109 Degrees Lobe Separation
1	Prelube		55-403 Std Only	1.5 oz. packet
1	Prelube		55-400 Std Only	4 oz. bottle; 1.5 oz. packet No. 55-403 also avail.
12	Lifter	65	AT-2084 Std Only	VINTAGE; Dumbbell shaped mech.
12	Lifter, Bulk	65	AT-2084B Std Only	Dumbbell shaped mech.; Carton of 117
QTY	VALVE	YEARS	PART NO.	DESCRIPTION
6	Exhaust	65	V-4093 Std-15	1.3600" Head Dia., 0.3715" Stem Dia., 4.7970" O.A.L.

(continued on next page)

Chrysler Car (Incl. Chrysler, DeSoto, Dodge, Plymouth)

2 170 2.8L (2786cc) OHV L6 (12 Valve), 3.4063" Bore (Chrysler Eng.), 1 Bbl. "Eng. Code A170" 1965
(cont.)

QTY	VALVE (cont.)	YEARS	PART NO.	DESCRIPTION
6	Intake	65	V-1434 Std Only	2 groove; 1.6200" Head Dia., 0.3725" Stem Dia., 4.7740" O.A.L.
12	VALVE SPRING Spring	65	VS-510 Std Only	2.0000" Free Height
6	VALVE SEAL Valve Stem Seal	65	MV-1918 Std Only	Loc. Exh.; Umbrella type; (VTN) Viton®
6	Valve Stem Seal	65	ST-2014 Std Only	Loc. Exh.; Use w/repair guide; Positive type; Installation requires valve guide machining; (TFL) PTFE
6	Valve Stem Seal	65	MV-1771C Std Only	Loc. Int.; Umbrella type; (PLY) Polyacrylate
6	Valve Stem Seal	65	ST-2004 Std Only	Loc. Int.; Use w/O.E. guide; Positive type; Installation requires valve guide machining; (RBBTF) Rubber/PTFE
6	Valve Stem Seal	65	ST-2014 Std Only	Loc. Int.; Use w/repair guide; Positive type; Installation requires valve guide machining; (TFL) PTFE
6	Valve Stem Seal Bulk	65	ST-2014BC Std Only	Loc. Exh.; Use w/repair guide; Positive type; Installation requires valve guide machining; Carton of 100; (TFL) PTFE
6	Valve Stem Seal Bulk	65	MV-1771 Std Only	Loc. Int.; Umbrella type; Carton of 100; (PLY) Polyacrylate
6	Valve Stem Seal Bulk	65	ST-2004BC Std Only	Loc. Int.; Use w/O.E. guide; Positive type; Installation requires valve guide machining; Carton of 100; (RBBTF) Rubber/PTFE
6	Valve Stem Seal Bulk	65	ST-2014BC Std Only	Loc. Int.; Use w/repair guide; Positive type; Installation requires valve guide machining; Carton of 100; (TFL) PTFE
6	VALVE SEAT Seat	65	245-1437-1 Std Only	Loc. Exh.; 1.4420" OD, 1.2500" ID, 0.2160" Depth
6	Seat	65	245-1750-2 Std Only	Loc. Int.; 1.7550" OD, 1.5000" ID, 0.2160" Depth
6	Seat	65	245-1750-2N Std Only	Loc. Int.; Premium Material; 1.7550" OD, 1.5000" ID, 0.2160" Depth
12	VALVE, MISC Keeper	65	VK-174 Std Only	Loc. Exh.; 4 groove
12	Keeper	65	VK-174R Std Only	Loc. Exh.; 4 groove; Hardened
12	Keeper	65	VK-66 Std Only	Loc. Int.; 2 groove
12	Keeper	65	VK-66R Std Only	Loc. Int.; 2 groove; Hardened
12	Spring Insert	65	259-103C Std Only	.015"; ID 1.030"; Carton of 100
12	Spring Insert	65	259-103B Std Only	.030"; ID 1.030"; Carton of 100
12	Spring Insert	65	259-103BRS Std Only	.030"; ID 1.030"; Carton of 500
12	Spring Insert	65	259-103A Std Only	.060"; ID 1.030"; Carton of 100
12	Spring Insert	65	259-103ARS Std Only	.060"; ID 1.030"; Carton of 500
6	Rotocap	65	RC-78S Std Only	Loc. Exh.
6	Rotocap	65	RC-78SB * Std Only	Loc. Exh.; Carton of 375
6	PISTON Cast Piston	65	244NP Std-20-30-40-60	Cast; .9011" Pin Dia.; 2 Rings 5/64 Groove, 1 Ring 3/16 Groove, 1.740 CD, Flat Head - 8.2:1 C.R.
6	Cast Piston - Individual	65	W244NP Std-20-30-40-60	Cast; .9011" Pin Dia.; 2 Rings 5/64 Groove, 1 Ring 3/16 Groove, 1.740 CD, Flat Head - 8.2:1 C.R.
1	RINGS Premium Set	65	E-196K Std-20-30-40-60	2-5/64, 1-3/16; Premium Moly
1	Standard Set	65	E-196X Std-20-30-40-60	2-5/64, 1-3/16; Iron
1	ENGINE BEARINGS Main Set	65	4092M Std-10-20-30	VINTAGE
1	Rod Set	65	6-2375CP Std-10-20-30-40	VINTAGE
6	Rod Pair	65	2375CP Std-10-20-30-40	VINTAGE
1	Cam Set	65	1454M Std Only	VINTAGE
1	OIL PUMP Oil Pump	65	224-4165V	High Volume; Will replace 5 bolt pump
1	Oil Pump	65	224-4165C	w/.826" rotor thickness; 5 bolt pump; Will replace early 6 bolt pump
1	GASKETS Kit Gasket Set	65	260-1004	VINTAGE; Premium valve stem seals incl.
1	FREEZE PLUGS Brass Block Plug Kit	65	381-8012	
1	Brass Deep Cup Freeze Plug	65	381-9001	VINTAGE; 1.625" Diameter
1	Steel Deep Cup Freeze Plug	65	381-3084	2.141" Diameter

3 170 2.8L (2786cc) OHV L6 (12 Valve), 3.4063" Bore (Chrysler Eng.), 1 Bbl. "Eng. Code P17" 1960

QTY	TIMING	YEARS	PART NO.	DESCRIPTION
1	3 Piece Set	60	KT3-495SA	
1	Timing Chain	60	222-495	Silent type; 50 Links

(continued on next page)

Chrysler Car (Incl. Chrysler, DeSoto, Dodge, Plymouth)

170 2.8L (2786cc) OHV L6 (12 Valve), 3.4063" Bore (Chrysler Eng.), 1 Bbl. "Eng. Code P17" 1960 **3**
(cont.)

QTY	TIMING (cont.)	YEARS	PART NO.	DESCRIPTION
1	Crank Sprocket	60	223-291	Use w/silent type chain; 19 Teeth
1	CAMSHAFT/LIFTER Camshaft	60	CAMSHAFT CS-380	DESCRIPTION VINTAGE; Mechanical, (050) Duration at .050 Lobe Lift, 203 Exh., 198 Int., 109 Degrees Lobe Separation
1	Prelube		55-403 Std Only	1.5 oz. packet
1	Prelube		55-400 Std Only	4 oz. bottle; 1.5 oz. packet No. 55-403 also avail.
12	Lifter	60	AT-2084 Std Only	VINTAGE; Dumbbell shaped mech.
12	Lifter, Bulk	60	AT-2084B Std Only	Dumbbell shaped mech.; Carton of 117
6	VALVE Exhaust	60	V-4093 Std-15	1.3600" Head Dia., 0.3715" Stem Dia., 4.7970" O.A.L.
6	Intake	60	V-1434 Std Only	2 groove; 1.6200" Head Dia., 0.3725" Stem Dia., 4.7740" O.A.L.
12	VALVE SPRING Spring	60	VS-510 Std Only	2.0000" Free Height
6	VALVE SEAL Valve Stem Seal	60	ST-2014 Std Only	Loc. Exh.; Use w/repair guide; Positive type; Installation requires valve guide machining; (TFL) PTFE
6	Valve Stem Seal	60	ST-2004 Std Only	Loc. Int.; Use w/O.E. guide; Positive type; Installation requires valve guide machining; (RBBTF) Rubber/PTFE
6	Valve Stem Seal	60	ST-2014 Std Only	Loc. Int.; Use w/repair guide; Positive type; Installation requires valve guide machining; (TFL) PTFE
6	Valve Stem Seal Bulk	60	ST-2014BC Std Only	Loc. Exh.; Use w/repair guide; Positive type; Installation requires valve guide machining; Carton of 100; (TFL) PTFE
6	Valve Stem Seal Bulk	60	ST-2004BC Std Only	Loc. Int.; Use w/O.E. guide; Positive type; Installation requires valve guide machining; Carton of 100; (RBBTF) Rubber/PTFE
6	Valve Stem Seal Bulk	60	ST-2014BC Std Only	Loc. Int.; Use w/repair guide; Positive type; Installation requires valve guide machining; Carton of 100; (TFL) PTFE
6	Seat	60	245-1437-1 Std Only	Loc. Exh.; 1.4420" OD, 1.2500" ID, 0.2160" Depth
6	Seat	60	245-1750-2 Std Only	Loc. Int.; 1.7550" OD, 1.5000" ID, 0.2160" Depth
6	Seat	60	245-1750-2N Std Only	Loc. Int.; Premium Material; 1.7550" OD, 1.5000" ID, 0.2160" Depth
12	VALVE, MISC Keeper	60	VK-174 Std Only	Loc. Exh.; 4 groove
12	Keeper	60	VK-174R Std Only	Loc. Exh.; 4 groove; Hardened
12	Keeper	60	VK-66 Std Only	Loc. Int.; 2 groove
12	Keeper	60	VK-66R Std Only	Loc. Int.; 2 groove; Hardened
12	Spring Insert	60	259-103C Std Only	.015"; ID 1.030"; Carton of 100
12	Spring Insert	60	259-103B Std Only	.030"; ID 1.030"; Carton of 100
12	Spring Insert	60	259-103BRS Std Only	.030"; ID 1.030"; Carton of 500
12	Spring Insert	60	259-103A Std Only	.060"; ID 1.030"; Carton of 100
12	Spring Insert	60	259-103ARS Std Only	.060"; ID 1.030"; Carton of 500
6	PISTON Cast Piston	60	244NP Std-20-30-40-60	Cast; .9011" Pin Dia.; 2 Rings 5/64 Groove, 1 Ring 3/16 Groove, 1.740 CD, Flat Head - 8.2:1 C.R.
6	Cast Piston - Individual	60	W244NP Std-20-30-40-60	Cast; .9011" Pin Dia.; 2 Rings 5/64 Groove, 1 Ring 3/16 Groove, 1.740 CD, Flat Head - 8.2:1 C.R.
1	RINGS Premium Set	60	E-196K Std-20-30-40-60	2-5/64, 1-3/16; Premium Moly
1	Standard Set	60	E-196X Std-20-30-40-60	2-5/64, 1-3/16; Iron
1	ENGINE BEARINGS Main Set	60	4092M Std-10-20-30	VINTAGE
1	Rod Set	60	6-2375CP Std-10-20-30-40	VINTAGE
6	Rod Pair	60	2375CP Std-10-20-30-40	VINTAGE
1	Cam Set	60	1454M Std Only	VINTAGE
1	OIL PUMP Oil Pump	60	224-4165V	High Volume; Will replace 5 bolt pump
1	Oil Pump	60	224-4165C	w/.826" rotor thickness; 5 bolt pump; Will replace early 6 bolt pump
1	GASKETS Kit Gasket Set	60	260-1004	VINTAGE; Exc. Aluminum eng.; Premium valve stem seals incl.
1	FREEZE PLUGS Brass Block Plug Kit	60	381-8012	VINTAGE; 1.625" Diameter
1	Brass Deep Cup Freeze Plug	60	381-9001	VINTAGE; 1.625" Diameter

(continued on next page)

Chrysler Car (Incl. Chrysler, DeSoto, Dodge, Plymouth)

3 170 2.8L (2786cc) OHV L6 (12 Valve), 3.4063" Bore (Chrysler Eng.), 1 Bbl. "Eng. Code P17" 1960
(cont.)

QTY	FREEZE PLUGS (cont.)	YEARS	PART NO.	DESCRIPTION
1	Steel Deep Cup Freeze Plug	60	381-3084	2.141" Diameter

4 170 2.8L (2786cc) OHV L6 (12 Valve), 3.4063" Bore (Chrysler Eng.), 4 Bbl. "Eng. Code P17" 1960

QTY	TIMING	YEARS	PART NO.	DESCRIPTION
1	3 Piece Set	60	KT3-495SA	
1	Timing Chain	60	222-495	Silent type; 50 Links
1	Crank Sprocket	60	223-291	Use w/silent type chain; 19 Teeth
QTY	CAMSHAFT/LIFTER	YEARS	PART NO.	DESCRIPTION
1	Camshaft	60	CS-380	VINTAGE; Mechanical, (050) Duration at .050 Lobe Lift, 203 Exh., 198 Int., 109 Degrees Lobe Separation
1	Prelube		55-403 Std Only	1.5 oz. packet
1	Prelube		55-400 Std Only	4 oz. bottle; 1.5 oz. packet No. 55-403 also avail.
12	Lifter	60	AT-2084 Std Only	VINTAGE; Dumbbell shaped mech.
12	Lifter, Bulk	60	AT-2084B Std Only	Dumbbell shaped mech.; Carton of 117
QTY	VALVE	YEARS	PART NO.	DESCRIPTION
6	Exhaust	60	V-4093 Std-15	1.3600" Head Dia., 0.3715" Stem Dia., 4.7970" O.A.L.
6	Intake	60	V-1434 Std Only	2 groove; 1.6200" Head Dia., 0.3725" Stem Dia., 4.7740" O.A.L.
QTY	VALVE SPRING	YEARS	PART NO.	DESCRIPTION
12	Spring	60	VS-510 Std Only	2.0000" Free Height
QTY	VALVE SEAL	YEARS	PART NO.	DESCRIPTION
6	Valve Stem Seal	60	ST-2014 Std Only	Loc. Exh.; Use w/repair guide; Positive type; Installation requires valve guide machining; (TFL) PTFE
6	Valve Stem Seal	60	ST-2004 Std Only	Loc. Int.; Use w/O.E. guide; Positive type; Installation requires valve guide machining; (RBBTF) Rubber/PTFE
6	Valve Stem Seal	60	ST-2014 Std Only	Loc. Int.; Use w/repair guide; Positive type; Installation requires valve guide machining; (TFL) PTFE
6	Valve Stem Seal Bulk	60	ST-2014BC Std Only	Loc. Exh.; Use w/repair guide; Positive type; Installation requires valve guide machining; Carton of 100; (TFL) PTFE
6	Valve Stem Seal Bulk	60	ST-2004BC Std Only	Loc. Int.; Use w/O.E. guide; Positive type; Installation requires valve guide machining; Carton of 100; (RBBTF) Rubber/PTFE
6	Valve Stem Seal Bulk	60	ST-2014BC Std Only	Loc. Int.; Use w/repair guide; Positive type; Installation requires valve guide machining; Carton of 100; (TFL) PTFE
QTY	VALVE SEAT	YEARS	PART NO.	DESCRIPTION
6	Seat	60	245-1437-1 Std Only	Loc. Exh.; 1.4420" OD, 1.2500" ID, 0.2160" Depth
6	Seat	60	245-1750-2 Std Only	Loc. Int.; 1.7550" OD, 1.5000" ID, 0.2160" Depth
6	Seat	60	245-1750-2N Std Only	Loc. Int.; Premium Material; 1.7550" OD, 1.5000" ID, 0.2160" Depth
QTY	VALVE, MISC	YEARS	PART NO.	DESCRIPTION
12	Keeper	60	VK-174 Std Only	Loc. Exh.; 4 groove
12	Keeper	60	VK-174R Std Only	Loc. Exh.; 4 groove; Hardened
12	Keeper	60	VK-66 Std Only	Loc. Int.; 2 groove
12	Keeper	60	VK-66R Std Only	Loc. Int.; 2 groove; Hardened
12	Spring Insert	60	259-103C Std Only	.015"; ID 1.030"; Carton of 100
12	Spring Insert	60	259-103B Std Only	.030"; ID 1.030"; Carton of 100
12	Spring Insert	60	259-103BRS Std Only	.030"; ID 1.030"; Carton of 500
12	Spring Insert	60	259-103A Std Only	.060"; ID 1.030"; Carton of 100
12	Spring Insert	60	259-103ARS Std Only	.060"; ID 1.030"; Carton of 500
QTY	PISTON	YEARS	PART NO.	DESCRIPTION
6	Cast Piston	60	244NP Std-20-30-40-60	Cast; .9011" Pin Dia.; 2 Rings 5/64 Groove, 1 Ring 3/16 Groove, 1.740 CD, Flat Head - 8.2:1 C.R.
6	Cast Piston - Individual	60	W244NP Std-20-30-40-60	Cast; .9011" Pin Dia.; 2 Rings 5/64 Groove, 1 Ring 3/16 Groove, 1.740 CD, Flat Head - 8.2:1 C.R.
QTY	RINGS	YEARS	PART NO.	DESCRIPTION
1	Premium Set	60	E-196K Std-20-30-40-60	2-5/64, 1-3/16; Premium Moly
1	Standard Set	60	E-196X Std-20-30-40-60	2-5/64, 1-3/16; Iron
QTY	ENGINE BEARINGS	YEARS	PART NO.	DESCRIPTION
1	Main Set	60	4092M Std-10-20-30	VINTAGE
1	Rod Set	60	6-2375CP Std-10-20-30-40	VINTAGE
6	Rod Pair	60	2375CP Std-10-20-30-40	VINTAGE
1	Cam Set	60	1454M Std Only	VINTAGE
QTY	OIL PUMP	YEARS	PART NO.	DESCRIPTION
1	Oil Pump	60	224-4165V	High Volume; Will replace 5 bolt pump
1	Oil Pump	60	224-4165C	w/.826" rotor thickness; 5 bolt pump; Will replace early 6 bolt pump

VALVE TRAIN

VALVE TRAIN

BLOCK

BLOCK

(continued on next page)

Chrysler Car (Incl. Chrysler, DeSoto, Dodge, Plymouth)

**170 2.8L (2786cc) OHV L6 (12 Valve), 3.4063" Bore (Chrysler Eng.), 4 Bbl. "Eng. Code P17" 1960 4
(cont.)**

QTY	GASKETS	YEARS	PART NO.	DESCRIPTION
1	Kit Gasket Set	60	260-1004	VINTAGE; Exc. Aluminum eng.; Premium valve stem seals incl.
QTY	FREEZE PLUGS	YEARS	PART NO.	DESCRIPTION
1	Brass Block Plug Kit	60	381-8012	
1	Brass Deep Cup Freeze Plug	60	381-9001	VINTAGE; 1.625" Diameter
1	Steel Deep Cup Freeze Plug	60	381-3084	2.141" Diameter

170 2.8L (2786cc) OHV L6 (12 Valve), 3.4063" Bore (Chrysler Eng.), 1 Bbl. "Eng. Code R17" 1961 5

QTY	TIMING	YEARS	PART NO.	DESCRIPTION
1	3 Piece Set	61	KT3-495SA	
1	Timing Chain	61	222-495	Silent type; 50 Links
1	Crank Sprocket	61	223-291	Use w/silent type chain; 19 Teeth
QTY	CAMSHAFT/LIFTER	YEARS	PART NO.	DESCRIPTION
1	Camshaft	61	CS-380	VINTAGE; Mechanical, (050) Duration at .050 Lobe Lift, 203 Exh., 198 Int., 109 Degrees Lobe Separation
1	Prelube		55-403 Std Only	1.5 oz. packet
1	Prelube		55-400 Std Only	4 oz. bottle; 1.5 oz. packet No. 55-403 also avail.
12	Lifter	61	AT-2084 Std Only	VINTAGE; Dumbbell shaped mech.
12	Lifter, Bulk	61	AT-2084B Std Only	Dumbbell shaped mech.; Carton of 117
QTY	VALVE	YEARS	PART NO.	DESCRIPTION
6	Exhaust	61	V-4093 Std-15	1.3600" Head Dia., 0.3715" Stem Dia., 4.7970" O.A.L.
6	Intake	61	V-1434 Std Only	2 groove; 1.6200" Head Dia., 0.3725" Stem Dia., 4.7740" O.A.L.
QTY	VALVE SPRING	YEARS	PART NO.	DESCRIPTION
12	Spring	61	VS-510 Std Only	2.0000" Free Height
QTY	VALVE SEAL	YEARS	PART NO.	DESCRIPTION
6	Valve Stem Seal	61	ST-2014 Std Only	Loc. Exh.; Use w/repair guide; Positive type; Installation requires valve guide machining; (TFL) PTFE
6	Valve Stem Seal	61	MV-1599C Std Only	Loc. Int.; Umbrella type; (RBB) Rubber
6	Valve Stem Seal	61	ST-2004 Std Only	Loc. Int.; Use w/O.E. guide; Positive type; Installation requires valve guide machining; (RBBTF) Rubber/PTFE
6	Valve Stem Seal	61	ST-2014 Std Only	Loc. Int.; Use w/repair guide; Positive type; Installation requires valve guide machining; (TFL) PTFE
6	Valve Stem Seal Bulk	61	ST-2014BC Std Only	Loc. Exh.; Use w/repair guide; Positive type; Installation requires valve guide machining; Carton of 100; (TFL) PTFE
6	Valve Stem Seal Bulk	61	MV-1599 Std Only	Loc. Int.; Umbrella type; Carton of 100; (RBB) Rubber
6	Valve Stem Seal Bulk	61	ST-2004BC Std Only	Loc. Int.; Use w/O.E. guide; Positive type; Installation requires valve guide machining; Carton of 100; (RBBTF) Rubber/PTFE
6	Valve Stem Seal Bulk	61	ST-2014BC Std Only	Loc. Int.; Use w/repair guide; Positive type; Installation requires valve guide machining; Carton of 100; (TFL) PTFE
QTY	VALVE SEAT	YEARS	PART NO.	DESCRIPTION
6	Seat	61	245-1437-1 Std Only	Loc. Exh.; 1.4420" OD, 1.2500" ID, 0.2160" Depth
6	Seat	61	245-1750-2 Std Only	Loc. Int.; 1.7550" OD, 1.5000" ID, 0.2160" Depth
6	Seat	61	245-1750-2N Std Only	Loc. Int.; Premium Material; 1.7550" OD, 1.5000" ID, 0.2160" Depth
QTY	VALVE, MISC	YEARS	PART NO.	DESCRIPTION
12	Keeper	61	VK-174 Std Only	Loc. Exh.; 4 groove
12	Keeper	61	VK-174R Std Only	Loc. Exh.; 4 groove; Hardened
12	Keeper	61	VK-66 Std Only	Loc. Int.; 2 groove
12	Keeper	61	VK-66R Std Only	Loc. Int.; 2 groove; Hardened
12	Spring Insert	61	259-103C Std Only	.015"; ID 1.030"; Carton of 100
12	Spring Insert	61	259-103B Std Only	.030"; ID 1.030"; Carton of 100
12	Spring Insert	61	259-103BRS Std Only	.030"; ID 1.030"; Carton of 500
12	Spring Insert	61	259-103A Std Only	.060"; ID 1.030"; Carton of 100
12	Spring Insert	61	259-103ARS Std Only	.060"; ID 1.030"; Carton of 500
6	Rotocap	61	RC-78S Std Only	Loc. Exh.
6	Rotocap	61	RC-78SB * Std Only	Loc. Exh.; Carton of 375
QTY	PISTON	YEARS	PART NO.	DESCRIPTION
6	Cast Piston	61	244NP Std-20-30-40-60	Cast; .9011" Pin Dia.; 2 Rings 5/64 Groove, 1 Ring 3/16 Groove, 1.740 CD, Flat Head - 8.2:1 C.R.
6	Cast Piston - Individual	61	W244NP Std-20-30-40-60	Cast; .9011" Pin Dia.; 2 Rings 5/64 Groove, 1 Ring 3/16 Groove, 1.740 CD, Flat Head - 8.2:1 C.R.
QTY	RINGS	YEARS	PART NO.	DESCRIPTION
1	Premium Set	61	E-196K Std-20-30-40-60	2-5/64, 1-3/16; Premium Moly
1	Standard Set	61	E-196X Std-20-30-40-60	2-5/64, 1-3/16; Iron

VALVE TRAIN

VALVE TRAIN

BLOCK

BLOCK

(continued on next page)

Chrysler Car (Incl. Chrysler, DeSoto, Dodge, Plymouth)

5 170 2.8L (2786cc) OHV L6 (12 Valve), 3.4063" Bore (Chrysler Eng.), 1 Bbl. "Eng. Code R17" 1961
(cont.)

BLOCK	QTY	ENGINE BEARINGS	YEARS	PART NO.	DESCRIPTION	BLOCK
	1	Main Set	61	4092M Std-10-20-30	VINTAGE	
	1	Rod Set	61	6-2375CP Std-10-20-30-40	VINTAGE	
	6	Rod Pair	61	2375CP Std-10-20-30-40	VINTAGE	
	1	Cam Set	61	1454M Std Only	VINTAGE	
	QTY	OIL PUMP	YEARS	PART NO.	DESCRIPTION	
	1	Oil Pump	61	224-4165V	High Volume; Will replace 5 bolt pump	
	1	Oil Pump	61	224-4165C	w/.826" rotor thickness; 5 bolt pump; Will replace early 6 bolt pump	
	QTY	GASKETS	YEARS	PART NO.	DESCRIPTION	
	1	Kit Gasket Set	61	260-1004	VINTAGE; Exc. Aluminum eng.; Premium valve stem seals incl.	
	QTY	FREEZE PLUGS	YEARS	PART NO.	DESCRIPTION	
	1	Brass Block Plug Kit	61	381-8012		
	1	Brass Deep Cup Freeze Plug	61	381-9001	VINTAGE; 1.625" Diameter	
	1	Steel Deep Cup Freeze Plug	61	381-3084	2.141" Diameter	

6 170 2.8L (2786cc) OHV L6 (12 Valve), 3.4063" Bore (Chrysler Eng.), 4 Bbl. "Eng. Code R17" 1961

VALVE TRAIN	QTY	TIMING	YEARS	PART NO.	DESCRIPTION	VALVE TRAIN
	1	3 Piece Set	61	KT3-495SA		
	1	Timing Chain	61	222-495	Silent type; 50 Links	
	1	Crank Sprocket	61	223-291	Use w/silent type chain; 19 Teeth	
	QTY	CAMSHAFT/LIFTER	YEARS	PART NO.	DESCRIPTION	
	1	Camshaft	61	CS-380	VINTAGE; Mechanical, (050) Duration at .050 Lobe Lift, 203 Exh., 198 Int., 109 Degrees Lobe Separation	
	1	Prelube		55-403 Std Only	1.5 oz. packet	
	1	Prelube		55-400 Std Only	4 oz. bottle; 1.5 oz. packet No. 55-403 also avail.	
	12	Lifter	61	AT-2084 Std Only	VINTAGE; Dumbbell shaped mech.	
	12	Lifter, Bulk	61	AT-2084B Std Only	Dumbbell shaped mech.; Carton of 117	
	QTY	VALVE	YEARS	PART NO.	DESCRIPTION	
	6	Exhaust	61	V-4093 Std-15	1.3600" Head Dia., 0.3715" Stem Dia., 4.7970" O.A.L.	
	6	Intake	61	V-1434 Std Only	2 groove; 1.6200" Head Dia., 0.3725" Stem Dia., 4.7740" O.A.L.	
	QTY	VALVE SPRING	YEARS	PART NO.	DESCRIPTION	
	12	Spring	61	VS-510 Std Only	2.0000" Free Height	
	QTY	VALVE SEAL	YEARS	PART NO.	DESCRIPTION	
	6	Valve Stem Seal	61	ST-2014 Std Only	Loc. Exh.; Use w/repair guide; Positive type; Installation requires valve guide machining; (TFL) PTFE	
	6	Valve Stem Seal	61	MV-1599C Std Only	Loc. Int.; Umbrella type; (RBB) Rubber	
	6	Valve Stem Seal	61	ST-2004 Std Only	Loc. Int.; Use w/O.E. guide; Positive type; Installation requires valve guide machining; (RBBTF) Rubber/PTFE	
	6	Valve Stem Seal	61	ST-2014 Std Only	Loc. Int.; Use w/repair guide; Positive type; Installation requires valve guide machining; (TFL) PTFE	
	6	Valve Stem Seal Bulk	61	ST-2014BC Std Only	Loc. Exh.; Use w/repair guide; Positive type; Installation requires valve guide machining; Carton of 100; (TFL) PTFE	
	6	Valve Stem Seal Bulk	61	MV-1599 Std Only	Loc. Int.; Umbrella type; Carton of 100; (RBB) Rubber	
	6	Valve Stem Seal Bulk	61	ST-2004BC Std Only	Loc. Int.; Use w/O.E. guide; Positive type; Installation requires valve guide machining; Carton of 100; (RBBTF) Rubber/PTFE	
	6	Valve Stem Seal Bulk	61	ST-2014BC Std Only	Loc. Int.; Use w/repair guide; Positive type; Installation requires valve guide machining; Carton of 100; (TFL) PTFE	
	QTY	VALVE SEAT	YEARS	PART NO.	DESCRIPTION	
	6	Seat	61	245-1437-1 Std Only	Loc. Exh.; 1.4420" OD, 1.2500" ID, 0.2160" Depth	
	6	Seat	61	245-1750-2 Std Only	Loc. Int.; 1.7550" OD, 1.5000" ID, 0.2160" Depth	
	6	Seat	61	245-1750-2N Std Only	Loc. Int.; Premium Material; 1.7550" OD, 1.5000" ID, 0.2160" Depth	
	QTY	VALVE, MISC	YEARS	PART NO.	DESCRIPTION	
	12	Keeper	61	VK-174 Std Only	Loc. Exh.; 4 groove	
	12	Keeper	61	VK-174R Std Only	Loc. Exh.; 4 groove; Hardened	
	12	Keeper	61	VK-66 Std Only	Loc. Int.; 2 groove	
	12	Keeper	61	VK-66R Std Only	Loc. Int.; 2 groove; Hardened	
	12	Spring Insert	61	259-103C Std Only	.015"; ID 1.030"; Carton of 100	
	12	Spring Insert	61	259-103B Std Only	.030"; ID 1.030"; Carton of 100	
	12	Spring Insert	61	259-103BRS Std Only	.030"; ID 1.030"; Carton of 500	
	12	Spring Insert	61	259-103A Std Only	.060"; ID 1.030"; Carton of 100	
	12	Spring Insert	61	259-103ARS Std Only	.060"; ID 1.030"; Carton of 500	
	6	Rotocap	61	RC-78S Std Only	Loc. Exh.	

(continued on next page)

Chrysler Car (Incl. Chrysler, DeSoto, Dodge, Plymouth)

170 2.8L (2786cc) OHV L6 (12 Valve), 3.4063" Bore (Chrysler Eng.), 4 Bbl. "Eng. Code R17" 1961

6
(cont.)

QTY	VALVE, MISC (cont.)	YEARS	PART NO.	DESCRIPTION
6	Rotocap	61	RC-78SB * Std Only	Loc. Exh.; Carton of 375
QTY	PISTON	YEARS	PART NO.	DESCRIPTION
6	Cast Piston	61	244NP Std-20-30-40-60	Cast; .9011" Pin Dia.; 2 Rings 5/64 Groove, 1 Ring 3/16 Groove, 1.740 CD, Flat Head - 8.2:1 C.R.
6	Cast Piston - Individual	61	W244NP Std-20-30-40-60	Cast; .9011" Pin Dia.; 2 Rings 5/64 Groove, 1 Ring 3/16 Groove, 1.740 CD, Flat Head - 8.2:1 C.R.
QTY	RINGS	YEARS	PART NO.	DESCRIPTION
1	Premium Set	61	E-196K Std-20-30-40-60	2-5/64, 1-3/16; Premium Moly
1	Standard Set	61	E-196X Std-20-30-40-60	2-5/64, 1-3/16; Iron
QTY	ENGINE BEARINGS	YEARS	PART NO.	DESCRIPTION
1	Main Set	61	4092M Std-10-20-30	VINTAGE
1	Rod Set	61	6-2375CP Std-10-20-30-40	VINTAGE
6	Rod Pair	61	2375CP Std-10-20-30-40	VINTAGE
1	Cam Set	61	1454M Std Only	VINTAGE
QTY	OIL PUMP	YEARS	PART NO.	DESCRIPTION
1	Oil Pump	61	224-4165V	High Volume; Will replace 5 bolt pump
1	Oil Pump	61	224-4165C	w/.826" rotor thickness; 5 bolt pump; Will replace early 6 bolt pump
QTY	GASKETS	YEARS	PART NO.	DESCRIPTION
1	Kit Gasket Set	61	260-1004	VINTAGE; Exc. Aluminum eng.; Premium valve stem seals incl.
QTY	FREEZE PLUGS	YEARS	PART NO.	DESCRIPTION
1	Brass Block Plug Kit	61	381-8012	
1	Brass Deep Cup Freeze Plug	61	381-9001	VINTAGE; 1.625" Diameter
1	Steel Deep Cup Freeze Plug	61	381-3084	2.141" Diameter

170 2.8L (2786cc) OHV L6 (12 Valve), 3.4063" Bore (Chrysler Eng.), 1 Bbl. "Eng. Code S17" 1962

7

QTY	TIMING	YEARS	PART NO.	DESCRIPTION
1	3 Piece Set	62	KT3-495SA	
1	Timing Chain	62	222-495	Silent type; 50 Links
1	Crank Sprocket	62	223-291	Use w/silent type chain; 19 Teeth
QTY	CAMSHAFT/LIFTER	YEARS	PART NO.	DESCRIPTION
1	Camshaft	62	CS-380	VINTAGE; Mechanical, (050) Duration at .050 Lobe Lift, 203 Exh., 198 Int., 109 Degrees Lobe Separation
1	Prelube		55-403 Std Only	1.5 oz. packet
1	Prelube		55-400 Std Only	4 oz. bottle; 1.5 oz. packet No. 55-403 also avail.
12	Lifter	62	AT-2084 Std Only	VINTAGE; Dumbbell shaped mech.
12	Lifter, Bulk	62	AT-2084B Std Only	Dumbbell shaped mech.; Carton of 117
QTY	VALVE	YEARS	PART NO.	DESCRIPTION
6	Exhaust	62	V-4093 Std-15	1.3600" Head Dia., 0.3715" Stem Dia., 4.7970" O.A.L.
6	Intake	62	V-1434 Std Only	2 groove; 1.6200" Head Dia., 0.3725" Stem Dia., 4.7740" O.A.L.
QTY	VALVE SPRING	YEARS	PART NO.	DESCRIPTION
12	Spring	62	VS-510 Std Only	2.0000" Free Height
QTY	VALVE SEAL	YEARS	PART NO.	DESCRIPTION
6	Valve Stem Seal	62	ST-2014 Std Only	Loc. Exh.; Use w/repair guide; Positive type; Installation requires valve guide machining; (TFL) PTFE
6	Valve Stem Seal	62	MV-1599C Std Only	Loc. Int.; Umbrella type; (RBB) Rubber
6	Valve Stem Seal	62	ST-2004 Std Only	Loc. Int.; Use w/O.E. guide; Positive type; Installation requires valve guide machining; (RBBTF) Rubber/PTFE
6	Valve Stem Seal	62	ST-2014 Std Only	Loc. Int.; Use w/repair guide; Positive type; Installation requires valve guide machining; (TFL) PTFE
6	Valve Stem Seal Bulk	62	ST-2014BC Std Only	Loc. Exh.; Use w/repair guide; Positive type; Installation requires valve guide machining; Carton of 100; (TFL) PTFE
6	Valve Stem Seal Bulk	62	MV-1599 Std Only	Loc. Int.; Umbrella type; Carton of 100; (RBB) Rubber
6	Valve Stem Seal Bulk	62	ST-2004BC Std Only	Loc. Int.; Use w/O.E. guide; Positive type; Installation requires valve guide machining; Carton of 100; (RBBTF) Rubber/PTFE
6	Valve Stem Seal Bulk	62	ST-2014BC Std Only	Loc. Int.; Use w/repair guide; Positive type; Installation requires valve guide machining; Carton of 100; (TFL) PTFE
QTY	VALVE SEAT	YEARS	PART NO.	DESCRIPTION
6	Seat	62	245-1437-1 Std Only	Loc. Exh.; 1.4420" OD, 1.2500" ID, 0.2160" Depth
6	Seat	62	245-1750-2 Std Only	Loc. Int.; 1.7550" OD, 1.5000" ID, 0.2160" Depth
6	Seat	62	245-1750-2N Std Only	Loc. Int.; Premium Material; 1.7550" OD, 1.5000" ID, 0.2160" Depth

(continued on next page)

Chrysler Car (Incl. Chrysler, DeSoto, Dodge, Plymouth)

7 170 2.8L (2786cc) OHV L6 (12 Valve), 3.4063" Bore (Chrysler Eng.), 1 Bbl. "Eng. Code S17" 1962
(cont.)

QTY	VALVE, MISC	YEARS	PART NO.	DESCRIPTION
12	Keeper	62	VK-174 Std Only	Loc. Exh.; 4 groove
12	Keeper	62	VK-174R Std Only	Loc. Exh.; 4 groove; Hardened
12	Keeper	62	VK-66 Std Only	Loc. Int.; 2 groove
12	Keeper	62	VK-66R Std Only	Loc. Int.; 2 groove; Hardened
12	Spring Insert	62	259-103C Std Only	.015"; ID 1.030"; Carton of 100
12	Spring Insert	62	259-103B Std Only	.030"; ID 1.030"; Carton of 100
12	Spring Insert	62	259-103BRS Std Only	.030"; ID 1.030"; Carton of 500
12	Spring Insert	62	259-103A Std Only	.060"; ID 1.030"; Carton of 100
12	Spring Insert	62	259-103ARS Std Only	.060"; ID 1.030"; Carton of 500
6	Rotocap	62	RC-78S Std Only	Loc. Exh.
6	Rotocap	62	RC-78SB * Std Only	Loc. Exh.; Carton of 375
QTY	PISTON	YEARS	PART NO.	DESCRIPTION
6	Cast Piston	62	244NP Std-20-30-40-60	Cast; .9011" Pin Dia.; 2 Rings 5/64 Groove, 1 Ring 3/16 Groove, 1.740 CD, Flat Head - 8.2:1 C.R.
6	Cast Piston - Individual	62	W244NP Std-20-30-40-60	Cast; .9011" Pin Dia.; 2 Rings 5/64 Groove, 1 Ring 3/16 Groove, 1.740 CD, Flat Head - 8.2:1 C.R.
QTY	RINGS	YEARS	PART NO.	DESCRIPTION
1	Premium Set	62	E-196K Std-20-30-40-60	2-5/64, 1-3/16; Premium Moly
1	Standard Set	62	E-196X Std-20-30-40-60	2-5/64, 1-3/16; Iron
QTY	ENGINE BEARINGS	YEARS	PART NO.	DESCRIPTION
1	Main Set	62	4092M Std-10-20-30	VINTAGE
1	Rod Set	62	6-2375CP Std-10-20-30-40	VINTAGE
6	Rod Pair	62	2375CP Std-10-20-30-40	VINTAGE
1	Cam Set	62	1454M Std Only	VINTAGE
QTY	OIL PUMP	YEARS	PART NO.	DESCRIPTION
1	Oil Pump	62	224-4165V	High Volume; Will replace 5 bolt pump
1	Oil Pump	62	224-4165C	w/.826" rotor thickness; 5 bolt pump; Will replace early 6 bolt pump
QTY	GASKETS	YEARS	PART NO.	DESCRIPTION
1	Kit Gasket Set	62	260-1004	VINTAGE; Exc. Aluminum eng.; Premium valve stem seals incl.
QTY	FREEZE PLUGS	YEARS	PART NO.	DESCRIPTION
1	Brass Block Plug Kit	62	381-8012	
1	Brass Deep Cup Freeze Plug	62	381-9001	VINTAGE; 1.625" Diameter
1	Steel Deep Cup Freeze Plug	62	381-3084	2.141" Diameter

8 170 2.8L (2786cc) OHV L6 (12 Valve), 3.4063" Bore (Chrysler Eng.), 1 Bbl. "Eng. Code T17" 1963

QTY	TIMING	YEARS	PART NO.	DESCRIPTION
1	3 Piece Set	63	KT3-495SA	
1	Timing Chain	63	222-495	Silent type; 50 Links
1	Crank Sprocket	63	223-291	Use w/silent type chain; 19 Teeth
QTY	CAMSHAFT/LIFTER	YEARS	PART NO.	DESCRIPTION
1	Camshaft	63	CS-380	VINTAGE; Mechanical, (050) Duration at .050 Lobe Lift, 203 Exh., 198 Int., 109 Degrees Lobe Separation
1	Prelube		55-403 Std Only	1.5 oz. packet
1	Prelube		55-400 Std Only	4 oz. bottle; 1.5 oz. packet No. 55-403 also avail.
12	Lifter	63	AT-2084 Std Only	VINTAGE; Dumbbell shaped mech.
12	Lifter, Bulk	63	AT-2084B Std Only	Dumbbell shaped mech.; Carton of 117
QTY	VALVE	YEARS	PART NO.	DESCRIPTION
6	Exhaust	63	V-4093 Std-15	1.3600" Head Dia., 0.3715" Stem Dia., 4.7970" O.A.L.
6	Intake	63	V-1434 Std Only	2 groove; 1.6200" Head Dia., 0.3725" Stem Dia., 4.7740" O.A.L.
QTY	VALVE SPRING	YEARS	PART NO.	DESCRIPTION
12	Spring	63	VS-510 Std Only	2.0000" Free Height
QTY	VALVE SEAL	YEARS	PART NO.	DESCRIPTION
6	Valve Stem Seal	63	MV-1918 Std Only	Loc. Exh.; Umbrella type; (VTN) Viton®
6	Valve Stem Seal	63	ST-2014 Std Only	Loc. Exh.; Use w/repair guide; Positive type; Installation requires valve guide machining; (TFL) PTFE
6	Valve Stem Seal	63	MV-1771C Std Only	Loc. Int.; Umbrella type; (PLY) Polyacrylate
6	Valve Stem Seal	63	ST-2004 Std Only	Loc. Int.; Use w/O.E. guide; Positive type; Installation requires valve guide machining; (RBBTF) Rubber/PTFE
6	Valve Stem Seal	63	ST-2014 Std Only	Loc. Int.; Use w/repair guide; Positive type; Installation requires valve guide machining; (TFL) PTFE
6	Valve Stem Seal Bulk	63	ST-2014BC Std Only	Loc. Exh.; Use w/repair guide; Positive type; Installation requires valve guide machining; (TFL) PTFE
6	Valve Stem Seal Bulk	63	MV-1771 Std Only	Loc. Int.; Umbrella type; Carton of 100; (PLY) Polyacrylate

(continued on next page)

Chrysler Car (Incl. Chrysler, DeSoto, Dodge, Plymouth)

170 2.8L (2786cc) OHV L6 (12 Valve), 3.4063" Bore (Chrysler Eng.), 1 Bbl. "Eng. Code T17" 1963 8 (cont.)

	QTY	VALVE SEAL (cont.)	YEARS	PART NO.	DESCRIPTION
VALVE TRAIN	6	Valve Stem Seal Bulk	63	ST-2004BC Std Only	Loc. Int.; Use w/O.E. guide; Positive type; Installation requires valve guide machining; Carton of 100; (RBBTF) Rubber/PTFE
	6	Valve Stem Seal Bulk	63	ST-2014BC Std Only	Loc. Int.; Use w/repair guide; Positive type; Installation requires valve guide machining; Carton of 100; (TFL) PTFE
	6	Seat	63	245-1437-1 Std Only	Loc. Exh.; 1.4420" OD, 1.2500" ID, 0.2160" Depth
	6	Seat	63	245-1750-2 Std Only	Loc. Int.; 1.7550" OD, 1.5000" ID, 0.2160" Depth
	6	Seat	63	245-1750-2N Std Only	Loc. Int.; Premium Material; 1.7550" OD, 1.5000" ID, 0.2160" Depth
	12	Keeper	63	VK-174 Std Only	Loc. Exh.; 4 groove
	12	Keeper	63	VK-174R Std Only	Loc. Exh.; 4 groove; Hardened
	12	Keeper	63	VK-66 Std Only	Loc. Int.; 2 groove
	12	Keeper	63	VK-66R Std Only	Loc. Int.; 2 groove; Hardened
	12	Spring Insert	63	259-103C Std Only	.015"; ID 1.030"; Carton of 100
	12	Spring Insert	63	259-103B Std Only	.030"; ID 1.030"; Carton of 100
	12	Spring Insert	63	259-103BRS Std Only	.030"; ID 1.030"; Carton of 500
12	Spring Insert	63	259-103A Std Only	.060"; ID 1.030"; Carton of 100	
12	Spring Insert	63	259-103ARS Std Only	.060"; ID 1.030"; Carton of 500	
6	Rotocap	63	RC-78S Std Only	Loc. Exh.	
6	Rotocap	63	RC-78SB * Std Only	Loc. Exh.; Carton of 375	
BLOCK	6	Cast Piston	63	244NP Std-20-30-40-60	Cast; .9011" Pin Dia.; 2 Rings 5/64 Groove, 1 Ring 3/16 Groove, 1.740 CD, Flat Head - 8.2:1 C.R.
	6	Cast Piston - Individual	63	W244NP Std-20-30-40-60	Cast; .9011" Pin Dia.; 2 Rings 5/64 Groove, 1 Ring 3/16 Groove, 1.740 CD, Flat Head - 8.2:1 C.R.
	1	Premium Set	63	E-196K Std-20-30-40-60	2-5/64, 1-3/16; Premium Moly
	1	Standard Set	63	E-196X Std-20-30-40-60	2-5/64, 1-3/16; Iron
	1	Main Set	63	4092M Std-10-20-30	VINTAGE
	1	Rod Set	63	6-2375CP Std-10-20-30-40	VINTAGE
	6	Rod Pair	63	2375CP Std-10-20-30-40	VINTAGE
	1	Cam Set	63	1454M Std Only	VINTAGE
	1	Oil Pump	63	224-4165V	High Volume; Will replace 5 bolt pump
	1	Oil Pump	63	224-4165C	w/.826" rotor thickness; 5 bolt pump; Will replace early 6 bolt pump
	1	Kit Gasket Set	63	260-1004	VINTAGE; Exc. Aluminum eng.; Premium valve stem seals incl.
	1	Brass Block Plug Kit	63	381-8012	
1	Brass Deep Cup Freeze Plug	63	381-9001	VINTAGE; 1.625" Diameter	
1	Steel Deep Cup Freeze Plug	63	381-3084	2.141" Diameter	

170 2.8L (2786cc) OHV L6 (12 Valve), 3.4063" Bore (Chrysler Eng.), 1 Bbl. "Eng. Code V17" 1964 9

	QTY	TIMING	YEARS	PART NO.	DESCRIPTION
VALVE TRAIN	1	3 Piece Set	64	KT3-495SA	
	1	Timing Chain	64	222-495	Silent type; 50 Links
	1	Crank Sprocket	64	223-291	Use w/silent type chain; 19 Teeth
	1	Camshaft	64	CS-380	VINTAGE; Mechanical, (050) Duration at .050 Lobe Lift, 203 Exh., 198 Int., 109 Degrees Lobe Separation
	1	Prelube		55-403 Std Only	1.5 oz. packet
	1	Prelube		55-400 Std Only	4 oz. bottle; 1.5 oz. packet No. 55-403 also avail.
	12	Lifter	64	AT-2084 Std Only	VINTAGE; Dumbbell shaped mech.
	12	Lifter, Bulk	64	AT-2084B Std Only	Dumbbell shaped mech.; Carton of 117
	6	Exhaust	64	V-4093 Std-15	1.3600" Head Dia., 0.3715" Stem Dia., 4.7970" O.A.L.
	6	Intake	64	V-1434 Std Only	2 groove; 1.6200" Head Dia., 0.3725" Stem Dia., 4.7740" O.A.L.
	12	Spring	64	VS-510 Std Only	2.0000" Free Height

(continued on next page)

Chrysler Car (Incl. Chrysler, DeSoto, Dodge, Plymouth)

9 170 2.8L (2786cc) OHV L6 (12 Valve), 3.4063" Bore (Chrysler Eng.), 1 Bbl. "Eng. Code V17" 1964
(cont.)

QTY	VALVE SEAL	YEARS	PART NO.	DESCRIPTION
6	Valve Stem Seal	64	MV-1918 Std Only	Loc. Exh.; Umbrella type; (VTN) Viton®
6	Valve Stem Seal	64	ST-2014 Std Only	Loc. Exh.; Use w/repair guide; Positive type; Installation requires valve guide machining; (TFL) PTFE
6	Valve Stem Seal	64	MV-1771C Std Only	Loc. Int.; Umbrella type; (PLY) Polyacrylate
6	Valve Stem Seal	64	ST-2004 Std Only	Loc. Int.; Use w/O.E. guide; Positive type; Installation requires valve guide machining; (RBBTF) Rubber/PTFE
6	Valve Stem Seal	64	ST-2014 Std Only	Loc. Int.; Use w/repair guide; Positive type; Installation requires valve guide machining; (TFL) PTFE
6	Valve Stem Seal Bulk	64	ST-2014BC Std Only	Loc. Exh.; Use w/repair guide; Positive type; Installation requires valve guide machining; Carton of 100; (TFL) PTFE
6	Valve Stem Seal Bulk	64	MV-1771 Std Only	Loc. Int.; Umbrella type; Carton of 100; (PLY) Polyacrylate
6	Valve Stem Seal Bulk	64	ST-2004BC Std Only	Loc. Int.; Use w/O.E. guide; Positive type; Installation requires valve guide machining; Carton of 100; (RBBTF) Rubber/PTFE
6	Valve Stem Seal Bulk	64	ST-2014BC Std Only	Loc. Int.; Use w/repair guide; Positive type; Installation requires valve guide machining; Carton of 100; (TFL) PTFE
QTY	VALVE SEAT	YEARS	PART NO.	DESCRIPTION
6	Seat	64	245-1437-1 Std Only	Loc. Exh.; 1.4420" OD, 1.2500" ID, 0.2160" Depth
6	Seat	64	245-1750-2 Std Only	Loc. Int.; 1.7550" OD, 1.5000" ID, 0.2160" Depth
6	Seat	64	245-1750-2N Std Only	Loc. Int.; Premium Material; 1.7550" OD, 1.5000" ID, 0.2160" Depth
QTY	VALVE, MISC	YEARS	PART NO.	DESCRIPTION
12	Keeper	64	VK-174 Std Only	Loc. Exh.; 4 groove
12	Keeper	64	VK-174R Std Only	Loc. Exh.; 4 groove; Hardened
12	Keeper	64	VK-66 Std Only	Loc. Int.; 2 groove
12	Keeper	64	VK-66R Std Only	Loc. Int.; 2 groove; Hardened
12	Spring Insert	64	259-103C Std Only	.015"; ID 1.030"; Carton of 100
12	Spring Insert	64	259-103B Std Only	.030"; ID 1.030"; Carton of 100
12	Spring Insert	64	259-103BRS Std Only	.030"; ID 1.030"; Carton of 500
12	Spring Insert	64	259-103A Std Only	.060"; ID 1.030"; Carton of 100
12	Spring Insert	64	259-103ARS Std Only	.060"; ID 1.030"; Carton of 500
6	Rotocap	64	RC-78S Std Only	Loc. Exh.
6	Rotocap	64	RC-78SB * Std Only	Loc. Exh.; Carton of 375
QTY	PISTON	YEARS	PART NO.	DESCRIPTION
6	Cast Piston	64	244NP Std-20-30-40-60	Cast; .9011" Pin Dia.; 2 Rings 5/64 Groove, 1 Ring 3/16 Groove, 1.740 CD, Flat Head - 8.2:1 C.R.
6	Cast Piston - Individual	64	W244NP Std-20-30-40-60	Cast; .9011" Pin Dia.; 2 Rings 5/64 Groove, 1 Ring 3/16 Groove, 1.740 CD, Flat Head - 8.2:1 C.R.
QTY	RINGS	YEARS	PART NO.	DESCRIPTION
1	Premium Set	64	E-196K Std-20-30-40-60	2-5/64, 1-3/16; Premium Moly
1	Standard Set	64	E-196X Std-20-30-40-60	2-5/64, 1-3/16; Iron
QTY	ENGINE BEARINGS	YEARS	PART NO.	DESCRIPTION
1	Main Set	64	4092M Std-10-20-30	VINTAGE
1	Rod Set	64	6-2375CP Std-10-20-30-40	VINTAGE
6	Rod Pair	64	2375CP Std-10-20-30-40	VINTAGE
1	Cam Set	64	1454M Std Only	VINTAGE
QTY	OIL PUMP	YEARS	PART NO.	DESCRIPTION
1	Oil Pump	64	224-4165V	High Volume; Will replace 5 bolt pump
1	Oil Pump	64	224-4165C	w/.826" rotor thickness; 5 bolt pump; Will replace early 6 bolt pump
QTY	GASKETS	YEARS	PART NO.	DESCRIPTION
1	Kit Gasket Set	64	260-1004	VINTAGE; Premium valve stem seals incl.
QTY	FREEZE PLUGS	YEARS	PART NO.	DESCRIPTION
1	Brass Block Plug Kit	64	381-8012	
1	Brass Deep Cup Freeze Plug	64	381-9001	VINTAGE; 1.625" Diameter
1	Steel Deep Cup Freeze Plug	64	381-3084	2.141" Diameter

10 198 3.2L (3245cc) OHV L6 (12 Valve), 3.4063" Bore (Chrysler Eng.), 1 Bbl. "VIN B" 1974-1970

QTY	TIMING	YEARS	PART NO.	DESCRIPTION
1	3 Piece Set	74-70	KT3-495SA	
1	Timing Chain	74-70	222-495	Silent type; 50 Links
1	Crank Sprocket	74-70	223-291	Use w/silent type chain; 19 Teeth
QTY	CAMSHAFT/LIFTER	YEARS	PART NO.	DESCRIPTION
1	Camshaft	74-70	CS-380	VINTAGE; Mechanical, (050) Duration at .050 Lobe Lift, 203 Exh., 198 Int., 109 Degrees Lobe Separation
1	Prelube		55-403 Std Only	1.5 oz. packet
1	Prelube		55-400 Std Only	4 oz. bottle; 1.5 oz. packet No. 55-403 also avail.

(continued on next page)

Chrysler Car (Incl. Chrysler, DeSoto, Dodge, Plymouth)

198 3.2L (3245cc) OHV L6 (12 Valve), 3.4063" Bore (Chrysler Eng.), 1 Bbl. "VIN B" 1974-1970 **10**
(cont.)

QTY	CAMSHAFT/LIFTER	YEARS	PART NO.	DESCRIPTION
12	Lifter	74-70	AT-2084 Std Only	VINTAGE; Dumbbell shaped mech.
12	Lifter, Bulk	74-70	AT-2084B Std Only	Dumbbell shaped mech.; Carton of 117
QTY	PUSH ROD	YEARS	PART NO.	DESCRIPTION
12	Push Rod	74-70	RP-3036 Std Only	VINTAGE; 9.9540" O.A.L.
QTY	ROCKER PARTS	YEARS	PART NO.	DESCRIPTION
12	Adj. Screw	74-70	MR-1933 Std Only	VINTAGE
QTY	VALVE	YEARS	PART NO.	DESCRIPTION
6	Exhaust	74-70	V-4093 Std-15	1.3600" Head Dia., 0.3715" Stem Dia., 4.7970" O.A.L.
6	Intake	74-70	V-1434 Std Only	2 groove; 1.6200" Head Dia., 0.3725" Stem Dia., 4.7740" O.A.L.
QTY	VALVE SPRING	YEARS	PART NO.	DESCRIPTION
12	Spring	74-70	VS-510 Std Only	2.0000" Free Height
QTY	VALVE SEAL	YEARS	PART NO.	DESCRIPTION
6	Valve Stem Seal	74-70	MV-1918 Std Only	Loc. Exh.; Umbrella type; (VTN) Viton®
6	Valve Stem Seal	74-70	ST-2004 Std Only	Loc. Int.; Positive type; Installation requires valve guide machining; (RBBTF) Rubber/PTFE
6	Valve Stem Seal	74-70	MV-1771C Std Only	Loc. Int.; Umbrella type; (PLY) Polyacrylate
6	Valve Stem Seal Bulk	74-70	ST-2004BC Std Only	Loc. Int.; Positive type; Installation requires valve guide machining; Carton of 100; (RBBTF) Rubber/PTFE
6	Valve Stem Seal Bulk	74-70	MV-1771 Std Only	Loc. Int.; Umbrella type; Carton of 100; (PLY) Polyacrylate
QTY	VALVE SEAT	YEARS	PART NO.	DESCRIPTION
6	Seat	74-70	245-1437-1 Std Only	Loc. Exh.; 1.4420" OD, 1.2500" ID, 0.2160" Depth
6	Seat	74-70	245-1750-2 Std Only	Loc. Int.; 1.7550" OD, 1.5000" ID, 0.2160" Depth
6	Seat	74-70	245-1750-2N Std Only	Loc. Int.; Premium Material; 1.7550" OD, 1.5000" ID, 0.2160" Depth
QTY	VALVE, MISC	YEARS	PART NO.	DESCRIPTION
12	Keeper	74-70	VK-174 Std Only	Loc. Exh.; 4 groove
12	Keeper	74-70	VK-174R Std Only	Loc. Exh.; 4 groove; Hardened
12	Keeper	74-70	VK-66 Std Only	Loc. Int.; 2 groove
12	Keeper	74-70	VK-66R Std Only	Loc. Int.; 2 groove; Hardened
12	Spring Insert	74-70	259-103C Std Only	.015"; ID 1.030"; Carton of 100
12	Spring Insert	74-70	259-103B Std Only	.030"; ID 1.030"; Carton of 100
12	Spring Insert	74-70	259-103BRS Std Only	.030"; ID 1.030"; Carton of 500
12	Spring Insert	74-70	259-103A Std Only	.060"; ID 1.030"; Carton of 100
12	Spring Insert	74-70	259-103ARS Std Only	.060"; ID 1.030"; Carton of 500
QTY	PISTON	YEARS	PART NO.	DESCRIPTION
6	Cast Piston	74-70	244NP Std-20-30-40-60	Cast; .9011" Pin Dia.; 2 Rings 5/64 Groove, 1 Ring 3/16 Groove, 1.740 CD, Flat Head - 8.2:1 C.R.
6	Cast Piston - Individual	74-70	W244NP Std-20-30-40-60	Cast; .9011" Pin Dia.; 2 Rings 5/64 Groove, 1 Ring 3/16 Groove, 1.740 CD, Flat Head - 8.2:1 C.R.
QTY	RINGS	YEARS	PART NO.	DESCRIPTION
1	Premium Set	74-70	E-196K Std-20-30-40-60	2-5/64, 1-3/16; Premium Moly
1	Standard Set	74-70	E-196X Std-20-30-40-60	2-5/64, 1-3/16; Iron
QTY	ENGINE BEARINGS	YEARS	PART NO.	DESCRIPTION
1	Main Set	74-70	4092M Std-10-20-30	VINTAGE
1	Rod Set	74-70	6-2375CP Std-10-20-30-40	VINTAGE
6	Rod Pair	74-70	2375CP Std-10-20-30-40	VINTAGE
1	Cam Set	74-70	1454M Std Only	VINTAGE
QTY	OIL PUMP	YEARS	PART NO.	DESCRIPTION
1	Oil Pump	74-70	224-4165V	High Volume; Will replace 5 bolt pump
1	Oil Pump	74-70	224-4165C	w/.826" rotor thickness; 5 bolt pump; Will replace early 6 bolt pump
1	Screen Assy.	74-73	224-14157	Exc. Plymouth Scamp Base
1	Screen Assy.	72	224-14157	Exc. Dodge Demon Base Plymouth Scamp Base
1	Screen Assy.	71	224-14157	Exc. Dodge Challenger Base, Demon Base Plymouth Scamp Base
1	Screen Assy.	70	224-14157	Exc. Dodge Challenger Base Plymouth Barracuda Base, Gran Coupe
QTY	GASKETS	YEARS	PART NO.	DESCRIPTION
1	Kit Gasket Set	74-70	260-1004	VINTAGE; Premium valve stem seals incl.
QTY	FREEZE PLUGS	YEARS	PART NO.	DESCRIPTION
1	Brass Block Plug Kit	74-70	381-8012	
1	Brass Deep Cup Freeze Plug	74-70	381-9001	VINTAGE; 1.625" Diameter
1	Steel Deep Cup Freeze Plug	74-70	381-3084	2.141" Diameter

VALVE TRAIN

VALVE TRAIN

BLOCK

BLOCK

Chrysler Car (Incl. Chrysler, DeSoto, Dodge, Plymouth)

11 217.8 3.6L (3570cc) L-HEAD L6 (12 Valve) (Dodge/Plymouth), 3.25" Bore (Chrysler Eng.), 1 Bbl. 1953-1946

BLOCK	QTY	PISTON	YEARS	PART NO.	DESCRIPTION	BLOCK
	6	Cast Piston	53-46	37P Std-20-30-40-60-80	VINTAGE; Cast; .8591" Pin Dia.; 2 Rings 3/32 Groove, 2 Rings 5/32 Groove, 1.980 CD, Flat Head - 7.8:1 C.R.	
	6	Cast Piston - Individual	53-46	W37P Std-20-30-40-60-80	VINTAGE; Cast; .8591" Pin Dia.; 2 Rings 3/32 Groove, 2 Rings 5/32 Groove, 1.980 CD, Flat Head - 7.8:1 C.R.	
	6	Pin Bushing	53-46	8649XAS	VINTAGE; Full round, thin wall .0055" O/S OD bushing	
	6	Pin Bushing	53-46	8649XA	VINTAGE; Full round, thin wall bushing w/.9150" OD	
	6	Pin Bushing	53-46	8649V	VINTAGE; Split type, thin wall bushing w/.9135" OD	
6	Pin Bushing	53-46	8649V20	VINTAGE; Split type, thin wall bushing w/.9135" OD		
QTY	RINGS	YEARS	PART NO.	DESCRIPTION		
1	Premium Set	53-46	E-108KC Std-60	VINTAGE; 2-3/32, 2-5/32; Premium Chrome		
1	Standard Set	53-46	E-108X Std-30-40-60	VINTAGE; 2-3/32, 2-5/32; Iron		
QTY	ENGINE BEARINGS	YEARS	PART NO.	DESCRIPTION		
1	Main Set	53-46	415M Std-10-20-30-40	VINTAGE; w/M/T		
1	Rod Set	53-46	6-9185CP Std-10-20-30-40	VINTAGE		
6	Rod Pair	53-46	9185CP Std-10-20-30-40	VINTAGE		
1	Cam Set	53-46	1010M Std Only	VINTAGE		

12 225 3.7L (3688cc) OHV L6 (12 Valve), 3.4063" Bore (Chrysler Eng.), 1 Bbl. "VIN B" 1969-1966

VALVE TRAIN	QTY	TIMING	YEARS	PART NO.	DESCRIPTION	VALVE TRAIN	
	1	3 Piece Set	69-66	KT3-495SA			
	1	Timing Chain	69-66	222-495	Silent type; 50 Links		
	1	Timing Chain	67	222-168	Dodge Coronet Base, Dart Base; Premium; Double rlr.; 66 Links		
	1	Crank Sprocket	69-66	223-291	Use w/silent type chain; 19 Teeth		
	QTY	CAMSHAFT/LIFTER	YEARS	PART NO.	DESCRIPTION		
	1	Camshaft	69-66	CS-380	VINTAGE; Mechanical, (050) Duration at .050 Lobe Lift, 203 Exh., 198 Int., 109 Degrees Lobe Separation		
	1	Prelube		55-403 Std Only	1.5 oz. packet		
	1	Prelube		55-400 Std Only	4 oz. bottle; 1.5 oz. packet No. 55-403 also avail.		
	12	Lifter	69-66	AT-2084 Std Only	VINTAGE; Dumbbell shaped mech.		
	12	Lifter, Bulk	69-66	AT-2084B Std Only	Dumbbell shaped mech.; Carton of 117		
	QTY	PUSH ROD	YEARS	PART NO.	DESCRIPTION		
12	Push Rod	69-66	RP-3036 Std Only	VINTAGE; w/Mech. lifters; 9.9540" O.A.L.			
QTY	ROCKER PARTS	YEARS	PART NO.	DESCRIPTION			
12	Adj. Screw	69-66	MR-1933 Std Only	VINTAGE			
QTY	VALVE	YEARS	PART NO.	DESCRIPTION			
6	Exhaust	69-66	V-4093 Std-15	1.3600" Head Dia., 0.3715" Stem Dia., 4.7970" O.A.L.			
6	Intake	69-66	V-1434 Std Only	2 groove; 1.6200" Head Dia., 0.3725" Stem Dia., 4.7740" O.A.L.			
QTY	VALVE SPRING	YEARS	PART NO.	DESCRIPTION			
12	Spring	69-66	VS-510 Std Only	2.0000" Free Height			
QTY	VALVE SEAL	YEARS	PART NO.	DESCRIPTION			
6	Valve Stem Seal	69-66	ST-2004 Std Only	Loc. Exh.; Positive type; Installation requires valve guide machining; (RBBTF) Rubber/PTFE			
6	Valve Stem Seal	69-66	MV-1918 Std Only	Loc. Exh.; Umbrella type; (VTN) Viton®			
6	Valve Stem Seal	69-66	ST-2004 Std Only	Loc. Int.; Positive type; Installation requires valve guide machining; (RBBTF) Rubber/PTFE			
6	Valve Stem Seal	69-66	MV-1771C Std Only	Loc. Int.; Umbrella type; (PLY) Polyacrylate			
6	Valve Stem Seal Bulk	69-66	ST-2004BC Std Only	Loc. Exh.; Positive type; Installation requires valve guide machining; Carton of 100; (RBBTF) Rubber/PTFE			
6	Valve Stem Seal Bulk	69-66	ST-2004BC Std Only	Loc. Int.; Positive type; Installation requires valve guide machining; Carton of 100; (RBBTF) Rubber/PTFE			
6	Valve Stem Seal Bulk	69-66	MV-1771 Std Only	Loc. Int.; Umbrella type; Carton of 100; (PLY) Polyacrylate			
QTY	VALVE SEAT	YEARS	PART NO.	DESCRIPTION			
6	Seat	69-66	245-1437-1 Std Only	Loc. Exh.; 1.4420" OD, 1.2500" ID, 0.2160" Depth			
6	Seat	69-66	245-1750-2 Std Only	Loc. Int.; 1.7550" OD, 1.5000" ID, 0.2160" Depth			
6	Seat	69-66	245-1750-2N Std Only	Loc. Int.; Premium Material; 1.7550" OD, 1.5000" ID, 0.2160" Depth			
QTY	VALVE, MISC	YEARS	PART NO.	DESCRIPTION			
12	Keeper	69-66	VK-174 Std Only	Loc. Exh.; 4 groove			
12	Keeper	69-66	VK-174R Std Only	Loc. Exh.; 4 groove; Hardened			
12	Keeper	69-66	VK-66 Std Only	Loc. Int.; 2 groove			
12	Keeper	69-66	VK-66R Std Only	Loc. Int.; 2 groove; Hardened			
12	Spring Insert	69-66	259-103C Std Only	.015"; ID 1.030"; Carton of 100			
12	Spring Insert	69-66	259-103B Std Only	.030"; ID 1.030"; Carton of 100			
12	Spring Insert	69-66	259-103BRS Std Only	.030"; ID 1.030"; Carton of 500			
12	Spring Insert	69-66	259-103A Std Only	.060"; ID 1.030"; Carton of 100			
12	Spring Insert	69-66	259-103ARS Std Only	.060"; ID 1.030"; Carton of 500			

(continued on next page)

Chrysler Car (Incl. Chrysler, DeSoto, Dodge, Plymouth)

225 3.7L (3688cc) OHV L6 (12 Valve), 3.4063" Bore (Chrysler Eng.), 1 Bbl. "VIN B" 1969-1966 12 (cont.)

QTY	PISTON	YEARS	PART NO.	DESCRIPTION
6	Cast Piston	69-66	244NP Std-20-30-40-60	Cast; .9011" Pin Dia.; 2 Rings 5/64 Groove, 1 Ring 3/16 Groove, 1.740 CD, Flat Head - 8.2:1 C.R.
6	Cast Piston - Individual	69-66	W244NP Std-20-30-40-60	Cast; .9011" Pin Dia.; 2 Rings 5/64 Groove, 1 Ring 3/16 Groove, 1.740 CD, Flat Head - 8.2:1 C.R.
6	Pin Bushing	69-66	2134Y	
QTY	RINGS	YEARS	PART NO.	DESCRIPTION
1	Premium Set	69-66	E-196K Std-20-30-40-60	2-5/64, 1-3/16; Premium Moly
1	Standard Set	69-66	E-196X Std-20-30-40-60	2-5/64, 1-3/16; Iron
QTY	ENGINE BEARINGS	YEARS	PART NO.	DESCRIPTION
1	Main Set	69-66	4092M Std-10-20-30	VINTAGE; w/Forged crankshaft
1	Rod Set	69-66	6-2375CP Std-10-20-30-40	VINTAGE
6	Rod Pair	69-66	2375CP Std-10-20-30-40	VINTAGE
1	Cam Set	69-66	1454M Std Only	VINTAGE
QTY	OIL PUMP	YEARS	PART NO.	DESCRIPTION
1	Oil Pump	69-66	224-4165V	High Volume; Will replace 5 bolt pump
1	Oil Pump	69-66	224-4165C	w/.826" rotor thickness; 5 bolt pump; Will replace early 6 bolt pump
QTY	GASKETS	YEARS	PART NO.	DESCRIPTION
1	Kit Gasket Set	69-66	260-1004	VINTAGE; Premium valve stem seals incl.
QTY	FREEZE PLUGS	YEARS	PART NO.	DESCRIPTION
1	Brass Block Plug Kit	69-66	381-8012	
1	Brass Deep Cup Freeze Plug	69-66	381-9001	VINTAGE; 1.625" Diameter
1	Steel Deep Cup Freeze Plug	69-66	381-3084	2.141" Diameter

225 3.7L (3688cc) OHV L6 (12 Valve), 3.4063" Bore (Chrysler Eng.), 1 Bbl. "VIN C" 1980-1966 13

QTY	TIMING	YEARS	PART NO.	DESCRIPTION
1	3 Piece Set	80-66	KT3-495SA	
1	Timing Chain	80-66	222-495	Silent type; 50 Links
1	Timing Chain	71	222-168	Dodge Coronet Brougham, Crestwood; Premium; Double rlr.; 66 Links
1	Crank Sprocket	80-66	223-291	Use w/silent type chain; 19 Teeth
QTY	CAMSHAFT/LIFTER	YEARS	PART NO.	DESCRIPTION
1	Camshaft	80-66	CS-380	VINTAGE; Mechanical, (050) Duration at .050 Lobe Lift, 203 Exh., 198 Int., 109 Degrees Lobe Separation
1	Prelube		55-403 Std Only	1.5 oz. packet
1	Prelube		55-400 Std Only	4 oz. bottle; 1.5 oz. packet No. 55-403 also avail.
12	Lifter	80-66	AT-2084 Std Only	VINTAGE; Dumbbell shaped mech.
12	Lifter, Bulk	80-66	AT-2084B Std Only	Dumbbell shaped mech.; Carton of 117
QTY	PUSH ROD	YEARS	PART NO.	DESCRIPTION
12	Push Rod	80-66	RP-3036 Std Only	VINTAGE; w/Mech. lifters; 9.9540" O.A.L.
QTY	ROCKER PARTS	YEARS	PART NO.	DESCRIPTION
12	Adj. Screw	80-66	MR-1933 Std Only	VINTAGE
QTY	VALVE	YEARS	PART NO.	DESCRIPTION
6	Exhaust	80-66	V-4093 Std-15	1.3600" Head Dia., 0.3715" Stem Dia., 4.7970" O.A.L.
6	Intake	80-66	V-1434 Std Only	2 groove; 1.6200" Head Dia., 0.3725" Stem Dia., 4.7740" O.A.L.
QTY	VALVE SPRING	YEARS	PART NO.	DESCRIPTION
12	Spring	80-66	VS-510 Std Only	2.0000" Free Height
QTY	VALVE SEAL	YEARS	PART NO.	DESCRIPTION
6	Valve Stem Seal	80-66	ST-2004 Std Only	Loc. Exh.; Positive type; Installation requires valve guide machining; (RBBTF) Rubber/PTFE
6	Valve Stem Seal	80-66	MV-1918 Std Only	Loc. Exh.; Umbrella type; (VTN) Viton®
6	Valve Stem Seal	80-66	ST-2004 Std Only	Loc. Int.; Positive type; Installation requires valve guide machining; (RBBTF) Rubber/PTFE
6	Valve Stem Seal	80-66	MV-1771C Std Only	Loc. Int.; Umbrella type; (PLY) Polyacrylate
6	Valve Stem Seal Bulk	80-66	ST-2004BC Std Only	Loc. Exh.; Positive type; Installation requires valve guide machining; Carton of 100; (RBBTF) Rubber/PTFE
6	Valve Stem Seal Bulk	80-66	ST-2004BC Std Only	Loc. Int.; Positive type; Installation requires valve guide machining; Carton of 100; (RBBTF) Rubber/PTFE
6	Valve Stem Seal Bulk	80-66	MV-1771 Std Only	Loc. Int.; Umbrella type; Carton of 100; (PLY) Polyacrylate
QTY	VALVE SEAT	YEARS	PART NO.	DESCRIPTION
6	Seat	80-66	245-1437-1 Std Only	Loc. Exh.; 1.4420" OD, 1.2500" ID, 0.2160" Depth
6	Seat	80-66	245-1750-2 Std Only	Loc. Int.; 1.7550" OD, 1.5000" ID, 0.2160" Depth
6	Seat	80-66	245-1750-2N Std Only	Loc. Int.; Premium Material; 1.7550" OD, 1.5000" ID, 0.2160" Depth
QTY	VALVE, MISC	YEARS	PART NO.	DESCRIPTION
12	Keeper	80-66	VK-174 Std Only	Loc. Exh.; 4 groove

(continued on next page)

Chrysler Car (Incl. Chrysler, DeSoto, Dodge, Plymouth)

13 225 3.7L (3688cc) OHV L6 (12 Valve), 3.4063" Bore (Chrysler Eng.), 1 Bbl. "VIN C" 1980-1966
(cont.)

QTY	VALVE, MISC (cont.)	YEARS	PART NO.	DESCRIPTION
12	Keeper	80-66	VK-174R Std Only	Loc. Exh.; 4 groove; Hardened
12	Keeper	80-66	VK-66 Std Only	Loc. Int.; 2 groove
12	Keeper	80-66	VK-66R Std Only	Loc. Int.; 2 groove; Hardened
12	Spring Insert	80-66	259-103C Std Only	.015"; ID 1.030"; Carton of 100
12	Spring Insert	80-66	259-103B Std Only	.030"; ID 1.030"; Carton of 100
12	Spring Insert	80-66	259-103BRS Std Only	.030"; ID 1.030"; Carton of 500
12	Spring Insert	80-66	259-103A Std Only	.060"; ID 1.030"; Carton of 100
12	Spring Insert	80-66	259-103ARS Std Only	.060"; ID 1.030"; Carton of 500
QTY	PISTON	YEARS	PART NO.	DESCRIPTION
6	Cast Piston	80-66	244NP Std-20-30-40-60	Cast; .9011" Pin Dia.; 2 Rings 5/64 Groove, 1 Ring 3/16 Groove, 1.740 CD, Flat Head - 8.2:1 C.R.
6	Cast Piston - Individual	80-66	W244NP Std-20-30-40-60	Cast; .9011" Pin Dia.; 2 Rings 5/64 Groove, 1 Ring 3/16 Groove, 1.740 CD, Flat Head - 8.2:1 C.R.
6	Pin Bushing	80-66	2134Y	
QTY	RINGS	YEARS	PART NO.	DESCRIPTION
1	Premium Set	80-66	E-196K Std-20-30-40-60	2-5/64, 1-3/16; Premium Moly
1	Standard Set	80-66	E-196X Std-20-30-40-60	2-5/64, 1-3/16; Iron
QTY	ENGINE BEARINGS	YEARS	PART NO.	DESCRIPTION
1	Main Set	80-76	5070M Std-10-20-30-40	
1	Main Set	76-66	4092M Std-10-20-30	VINTAGE; w/Forged crankshaft
1	Rod Set	80-77	6-3695RA Std-10-20-30-40	A-Series aluminum bearings
1	Rod Set	76	6-2375CP Std-10-20-30-40	VINTAGE; w/Forged crankshaft
1	Rod Set	76	6-3695RA Std-10-20-30-40	w/Cast crankshaft; A-Series aluminum bearings
1	Rod Set	75-66	6-2375CP Std-10-20-30-40	VINTAGE
6	Rod Pair	80-77	3695RA Std-10-20-30-40	A-Series aluminum bearings
6	Rod Pair	76	2375CP Std-10-20-30-40	VINTAGE; w/Forged crankshaft
6	Rod Pair	76	3695RA Std-10-20-30-40	w/Cast crankshaft; A-Series aluminum bearings
6	Rod Pair	75-66	2375CP Std-10-20-30-40	VINTAGE
1	Cam Set	80-79	1473M Std Only	
1	Cam Set	78-66	1454M Std Only	VINTAGE
QTY	OIL PUMP	YEARS	PART NO.	DESCRIPTION
1	Oil Pump	80-66	224-4165V	High Volume; Will replace 5 bolt pump
1	Oil Pump	80-66	224-4165C	w/.826" rotor thickness; 5 bolt pump; Will replace early 6 bolt pump
1	Screen Assy.	78-73	224-14157	
QTY	GASKETS	YEARS	PART NO.	DESCRIPTION
1	Kit Gasket Set	80-66	260-1004	VINTAGE; Premium valve stem seals incl.
QTY	FREEZE PLUGS	YEARS	PART NO.	DESCRIPTION
1	Brass Block Plug Kit	80-66	381-8012	
1	Brass Deep Cup Freeze Plug	80-66	381-9001	VINTAGE; 1.625" Diameter
1	Steel Deep Cup Freeze Plug	80-66	381-3084	2.141" Diameter

14 225 3.7L (3688cc) OHV L6 (12 Valve), 3.4063" Bore (Chrysler Eng.), 2 Bbl. "VIN D" 1980-1977

QTY	TIMING	YEARS	PART NO.	DESCRIPTION
1	3 Piece Set	80-77	KT3-495SA	
1	Timing Chain	80-77	222-495	Silent type; 50 Links
1	Crank Sprocket	80-77	223-291	Use w/silent type chain; 19 Teeth
QTY	CAMSHAFT/LIFTER	YEARS	PART NO.	DESCRIPTION
1	Camshaft	80-77	CS-380	VINTAGE; Mechanical, (050) Duration at .050 Lobe Lift, 203 Exh., 198 Int., 109 Degrees Lobe Separation
1	Prelube		55-403 Std Only	1.5 oz. packet
1	Prelube		55-400 Std Only	4 oz. bottle; 1.5 oz. packet No. 55-403 also avail.
12	Lifter	80-77	AT-2084 Std Only	VINTAGE; Dumbbell shaped mech.
12	Lifter, Bulk	80-77	AT-2084B Std Only	Dumbbell shaped mech.; Carton of 117
QTY	PUSH ROD	YEARS	PART NO.	DESCRIPTION
12	Push Rod	80-77	RP-3036 Std Only	VINTAGE; w/Mech. lifters; 9.9540" O.A.L.
QTY	ROCKER PARTS	YEARS	PART NO.	DESCRIPTION
12	Adj. Screw	80-77	MR-1933 Std Only	VINTAGE
QTY	VALVE	YEARS	PART NO.	DESCRIPTION
6	Exhaust	80-77	V-4093 Std-15	1.3600" Head Dia., 0.3715" Stem Dia., 4.7970" O.A.L.
6	Intake	80-77	V-1434 Std Only	2 groove; 1.6200" Head Dia., 0.3725" Stem Dia., 4.7740" O.A.L.
QTY	VALVE SPRING	YEARS	PART NO.	DESCRIPTION
12	Spring	80-77	VS-510 Std Only	2.0000" Free Height
QTY	VALVE SEAL	YEARS	PART NO.	DESCRIPTION
6	Valve Stem Seal	80-77	ST-2004 Std Only	Loc. Exh.; Positive type; Installation requires valve guide machining; (RBBTF) Rubber/PTFE

(continued on next page)

Chrysler Car (Incl. Chrysler, DeSoto, Dodge, Plymouth)

225 3.7L (3688cc) OHV L6 (12 Valve), 3.4063" Bore (Chrysler Eng.), 2 Bbl. "VIN D" 1980-1977 14
(cont.)

VALVE TRAIN	QTY	VALVE SEAL (cont.)	YEARS	PART NO.	DESCRIPTION
	6	Valve Stem Seal	80-77	MV-1918 Std Only	Loc. Exh.; Umbrella type; (VTN) Viton®
	6	Valve Stem Seal	80-77	ST-2004 Std Only	Loc. Int.; Positive type; Installation requires valve guide machining; (RBBTF) Rubber/PTFE
	6	Valve Stem Seal	80-77	MV-1771C Std Only	Loc. Int.; Umbrella type; (PLY) Polyacrylate
	6	Valve Stem Seal Bulk	80-77	ST-2004BC Std Only	Loc. Exh.; Positive type; Installation requires valve guide machining; Carton of 100; (RBBTF) Rubber/PTFE
	6	Valve Stem Seal Bulk	80-77	ST-2004BC Std Only	Loc. Int.; Positive type; Installation requires valve guide machining; Carton of 100; (RBBTF) Rubber/PTFE
	6	Valve Stem Seal Bulk	80-77	MV-1771 Std Only	Loc. Int.; Umbrella type; Carton of 100; (PLY) Polyacrylate
VALVE TRAIN	QTY	VALVE SEAT	YEARS	PART NO.	DESCRIPTION
	6	Seat	80-77	245-1437-1 Std Only	Loc. Exh.; 1.4420" OD, 1.2500" ID, 0.2160" Depth
	6	Seat	80-77	245-1750-2 Std Only	Loc. Int.; 1.7550" OD, 1.5000" ID, 0.2160" Depth
	6	Seat	80-77	245-1750-2N Std Only	Loc. Int.; Premium Material; 1.7550" OD, 1.5000" ID, 0.2160" Depth
VALVE TRAIN	QTY	VALVE, MISC	YEARS	PART NO.	DESCRIPTION
	12	Keeper	80-77	VK-174 Std Only	Loc. Exh.; 4 groove
	12	Keeper	80-77	VK-174R Std Only	Loc. Exh.; 4 groove; Hardened
	12	Keeper	80-77	VK-66 Std Only	Loc. Int.; 2 groove
	12	Keeper	80-77	VK-66R Std Only	Loc. Int.; 2 groove; Hardened
	12	Spring Insert	80-77	259-103C Std Only	.015"; ID 1.030"; Carton of 100
	12	Spring Insert	80-77	259-103B Std Only	.030"; ID 1.030"; Carton of 100
	12	Spring Insert	80-77	259-103BRS Std Only	.030"; ID 1.030"; Carton of 500
	12	Spring Insert	80-77	259-103A Std Only	.060"; ID 1.030"; Carton of 100
	12	Spring Insert	80-77	259-103ARS Std Only	.060"; ID 1.030"; Carton of 500
BLOCK	QTY	PISTON	YEARS	PART NO.	DESCRIPTION
	6	Cast Piston	80-77	244NP Std-20-30-40-60	Cast; .9011" Pin Dia.; 2 Rings 5/64 Groove, 1 Ring 3/16 Groove, 1.740 CD, Flat Head - 8.2:1 C.R.
	6	Cast Piston - Individual	80-77	W244NP Std-20-30-40-60	Cast; .9011" Pin Dia.; 2 Rings 5/64 Groove, 1 Ring 3/16 Groove, 1.740 CD, Flat Head - 8.2:1 C.R.
	6	Pin Bushing	80-77	2134Y	
BLOCK	QTY	RINGS	YEARS	PART NO.	DESCRIPTION
	1	Premium Set	80-77	E-196K Std-20-30-40-60	2-5/64, 1-3/16; Premium Moly
	1	Standard Set	80-77	E-196X Std-20-30-40-60	2-5/64, 1-3/16; Iron
BLOCK	QTY	ENGINE BEARINGS	YEARS	PART NO.	DESCRIPTION
	1	Main Set	80-77	5070M Std-10-20-30-40	
	1	Rod Set	80-77	6-3695RA Std-10-20-30-40	A-Series aluminum bearings
	6	Rod Pair	80-77	3695RA Std-10-20-30-40	A-Series aluminum bearings
	1	Cam Set	80-79	1473M Std Only	
	1	Cam Set	78-77	1454M Std Only	VINTAGE
BLOCK	QTY	OIL PUMP	YEARS	PART NO.	DESCRIPTION
	1	Oil Pump	80-77	224-4165V	High Volume; Will replace 5 bolt pump
	1	Oil Pump	80-77	224-4165C	w/.826" rotor thickness; 5 bolt pump; Will replace early 6 bolt pump
	1	Screen Assy.	78-77	224-14157	
BLOCK	QTY	GASKETS	YEARS	PART NO.	DESCRIPTION
	1	Kit Gasket Set	80-77	260-1004	VINTAGE; Premium valve stem seals incl.
BLOCK	QTY	FREEZE PLUGS	YEARS	PART NO.	DESCRIPTION
	1	Brass Block Plug Kit	80-77	381-8012	
	1	Brass Deep Cup Freeze Plug	80-77	381-9001	VINTAGE; 1.625" Diameter
	1	Steel Deep Cup Freeze Plug	80-77	381-3084	2.141" Diameter

225 3.7L (3688cc) OHV L6 (12 Valve), 3.4063" Bore (Chrysler Eng.), 1 Bbl. "VIN E" 1972 15

QTY	TIMING	YEARS	PART NO.	DESCRIPTION
1	3 Piece Set	72	KT3-495SA	
1	Timing Chain	72	222-495	Silent type; 50 Links
1	Crank Sprocket	72	223-291	Use w/silent type chain; 19 Teeth
QTY	CAMSHAFT/LIFTER	YEARS	PART NO.	DESCRIPTION
1	Camshaft	72	CS-380	VINTAGE; Mechanical, (050) Duration at .050 Lobe Lift, 203 Exh., 198 Int., 109 Degrees Lobe Separation
1	Prelube		55-403 Std Only	1.5 oz. packet
1	Prelube		55-400 Std Only	4 oz. bottle; 1.5 oz. packet No. 55-403 also avail.
12	Lifter	72	AT-2084 Std Only	VINTAGE; Dumbbell shaped mech.
12	Lifter, Bulk	72	AT-2084B Std Only	Dumbbell shaped mech.; Carton of 117
QTY	PUSH ROD	YEARS	PART NO.	DESCRIPTION
12	Push Rod	72	RP-3036 Std Only	VINTAGE; w/Mech. lifters; 9.9540" O.A.L.
QTY	ROCKER PARTS	YEARS	PART NO.	DESCRIPTION
12	Adj. Screw	72	MR-1933 Std Only	VINTAGE

(continued on next page)

Chrysler Car (Incl. Chrysler, DeSoto, Dodge, Plymouth)

15 225 3.7L (3688cc) OHV L6 (12 Valve), 3.4063" Bore (Chrysler Eng.), 1 Bbl. "VIN E" 1972
(cont.)

QTY	VALVE	YEARS	PART NO.	DESCRIPTION
6	Exhaust	72	V-4093 Std-15	1.3600" Head Dia., 0.3715" Stem Dia., 4.7970" O.A.L.
6	Intake	72	V-1434 Std Only	2 groove; 1.6200" Head Dia., 0.3725" Stem Dia., 4.7740" O.A.L.
QTY	VALVE SPRING	YEARS	PART NO.	DESCRIPTION
12	Spring	72	VS-510 Std Only	2.0000" Free Height
QTY	VALVE SEAL	YEARS	PART NO.	DESCRIPTION
6	Valve Stem Seal	72	ST-2004 Std Only	Loc. Exh.; Positive type; Installation requires valve guide machining; (RBBTF) Rubber/PTFE
6	Valve Stem Seal	72	MV-1918 Std Only	Loc. Exh.; Umbrella type; (VTN) Viton®
6	Valve Stem Seal	72	ST-2004 Std Only	Loc. Int.; Positive type; Installation requires valve guide machining; (RBBTF) Rubber/PTFE
6	Valve Stem Seal	72	MV-1771C Std Only	Loc. Int.; Umbrella type; (PLY) Polyacrylate
6	Valve Stem Seal Bulk	72	ST-2004BC Std Only	Loc. Exh.; Positive type; Installation requires valve guide machining; Carton of 100; (RBBTF) Rubber/PTFE
6	Valve Stem Seal Bulk	72	ST-2004BC Std Only	Loc. Int.; Positive type; Installation requires valve guide machining; Carton of 100; (RBBTF) Rubber/PTFE
6	Valve Stem Seal Bulk	72	MV-1771 Std Only	Loc. Int.; Umbrella type; Carton of 100; (PLY) Polyacrylate
QTY	VALVE SEAT	YEARS	PART NO.	DESCRIPTION
6	Seat	72	245-1437-1 Std Only	Loc. Exh.; 1.4420" OD, 1.2500" ID, 0.2160" Depth
6	Seat	72	245-1750-2 Std Only	Loc. Int.; 1.7550" OD, 1.5000" ID, 0.2160" Depth
6	Seat	72	245-1750-2N Std Only	Loc. Int.; Premium Material; 1.7550" OD, 1.5000" ID, 0.2160" Depth
QTY	VALVE, MISC	YEARS	PART NO.	DESCRIPTION
12	Keeper	72	VK-174 Std Only	Loc. Exh.; 4 groove
12	Keeper	72	VK-174R Std Only	Loc. Exh.; 4 groove; Hardened
12	Keeper	72	VK-66 Std Only	Loc. Int.; 2 groove
12	Keeper	72	VK-66R Std Only	Loc. Int.; 2 groove; Hardened
12	Spring Insert	72	259-103C Std Only	.015"; ID 1.030"; Carton of 100
12	Spring Insert	72	259-103B Std Only	.030"; ID 1.030"; Carton of 100
12	Spring Insert	72	259-103BRS Std Only	.030"; ID 1.030"; Carton of 500
12	Spring Insert	72	259-103A Std Only	.060"; ID 1.030"; Carton of 100
12	Spring Insert	72	259-103ARS Std Only	.060"; ID 1.030"; Carton of 500
QTY	PISTON	YEARS	PART NO.	DESCRIPTION
6	Cast Piston	72	244NP Std-20-30-40-60	Cast; .9011" Pin Dia.; 2 Rings 5/64 Groove, 1 Ring 3/16 Groove, 1.740 CD, Flat Head - 8.2:1 C.R.
6	Cast Piston - Individual	72	W244NP Std-20-30-40-60	Cast; .9011" Pin Dia.; 2 Rings 5/64 Groove, 1 Ring 3/16 Groove, 1.740 CD, Flat Head - 8.2:1 C.R.
6	Pin Bushing	72	2134Y	
QTY	RINGS	YEARS	PART NO.	DESCRIPTION
1	Premium Set	72	E-196K Std-20-30-40-60	2-5/64, 1-3/16; Premium Moly
1	Standard Set	72	E-196X Std-20-30-40-60	2-5/64, 1-3/16; Iron
QTY	ENGINE BEARINGS	YEARS	PART NO.	DESCRIPTION
1	Main Set	72	4092M Std-10-20-30	VINTAGE; w/Forged crankshaft
1	Rod Set	72	6-2375CP Std-10-20-30-40	VINTAGE
6	Rod Pair	72	2375CP Std-10-20-30-40	VINTAGE
1	Cam Set	72	1454M Std Only	VINTAGE
QTY	OIL PUMP	YEARS	PART NO.	DESCRIPTION
1	Oil Pump	72	224-4165V	High Volume; Will replace 5 bolt pump
1	Oil Pump	72	224-4165C	w/.826" rotor thickness; 5 bolt pump; Will replace early 6 bolt pump
QTY	GASKETS	YEARS	PART NO.	DESCRIPTION
1	Kit Gasket Set	72	260-1004	VINTAGE; Premium valve stem seals incl.
QTY	FREEZE PLUGS	YEARS	PART NO.	DESCRIPTION
1	Brass Block Plug Kit	72	381-8012	
1	Brass Deep Cup Freeze Plug	72	381-9001	VINTAGE; 1.625" Diameter
1	Steel Deep Cup Freeze Plug	72	381-3084	2.141" Diameter

16 225 3.7L (3688cc) OHV L6 (12 Valve), 3.4063" Bore (Chrysler Eng.), 1 Bbl. "Eng. Code A225" 1965

QTY	TIMING	YEARS	PART NO.	DESCRIPTION
1	3 Piece Set	65	KT3-495SA	
1	Timing Chain	65	222-495	Silent type; 50 Links
1	Crank Sprocket	65	223-291	Use w/silent type chain; 19 Teeth
QTY	CAMSHAFT/LIFTER	YEARS	PART NO.	DESCRIPTION
1	Camshaft	65	CS-380	VINTAGE; Mechanical, (050) Duration at .050 Lobe Lift, 203 Exh., 198 Int., 109 Degrees Lobe Separation
1	Prelube		55-403 Std Only	1.5 oz. packet
1	Prelube		55-400 Std Only	4 oz. bottle; 1.5 oz. packet No. 55-403 also avail.
12	Lifter	65	AT-2084 Std Only	VINTAGE; Dumbbell shaped mech.

(continued on next page)

Chrysler Car (Incl. Chrysler, DeSoto, Dodge, Plymouth)

225 3.7L (3688cc) OHV L6 (12 Valve), 3.4063" Bore (Chrysler Eng.), 1 Bbl. "Eng. Code A225" 1965 16 (cont.)

	QTY	YEARS	PART NO.	DESCRIPTION
VALVE TRAIN	CAMSHAFT/LIFTER			
	12	(cont.)	AT-2084B Std Only	Dumbbell shaped mech.; Carton of 117
	12		RP-3036 Std Only	VINTAGE; w/Mech. lifters; 9.9540" O.A.L.
	ROCKER PARTS			
	12		MR-1933 Std Only	VINTAGE
	VALVE			
	6		V-4093 Std-15	1.3600" Head Dia., 0.3715" Stem Dia., 4.7970" O.A.L.
	6		V-1434 Std Only	2 groove; 1.6200" Head Dia., 0.3725" Stem Dia., 4.7740" O.A.L.
	VALVE SPRING			
	12		VS-510 Std Only	2.0000" Free Height
	VALVE SEAL			
	6		ST-2004 Std Only	Loc. Exh.; Positive type; Installation requires valve guide machining; (RBBTF) Rubber/PTFE
	6		MV-1918 Std Only	Loc. Exh.; Umbrella type; (VTN) Viton®
	6		ST-2004 Std Only	Loc. Int.; Positive type; Installation requires valve guide machining; (RBBTF) Rubber/PTFE
	6		MV-1771C Std Only	Loc. Int.; Umbrella type; (PLY) Polyacrylate
	6		ST-2004BC Std Only	Loc. Exh.; Positive type; Installation requires valve guide machining; Carton of 100; (RBBTF) Rubber/PTFE
	6		ST-2004BC Std Only	Loc. Int.; Positive type; Installation requires valve guide machining; Carton of 100; (RBBTF) Rubber/PTFE
	6		MV-1771 Std Only	Loc. Int.; Umbrella type; Carton of 100; (PLY) Polyacrylate
VALVE SEAT				
6		245-1437-1 Std Only	Loc. Exh.; 1.4420" OD, 1.2500" ID, 0.2160" Depth	
6		245-1750-2 Std Only	Loc. Int.; 1.7550" OD, 1.5000" ID, 0.2160" Depth	
6		245-1750-2N Std Only	Loc. Int.; Premium Material; 1.7550" OD, 1.5000" ID, 0.2160" Depth	
VALVE, MISC				
12		VK-174 Std Only	Loc. Exh.; 4 groove	
12		VK-174R Std Only	Loc. Exh.; 4 groove; Hardened	
12		VK-66 Std Only	Loc. Int.; 2 groove	
12		VK-66R Std Only	Loc. Int.; 2 groove; Hardened	
12		259-103C Std Only	.015"; ID 1.030"; Carton of 100	
12		259-103B Std Only	.030"; ID 1.030"; Carton of 100	
12		259-103BRS Std Only	.030"; ID 1.030"; Carton of 500	
12		259-103A Std Only	.060"; ID 1.030"; Carton of 100	
12		259-103ARS Std Only	.060"; ID 1.030"; Carton of 500	
BLOCK	PISTON			
	6		244NP Std-20-30-40-60	Cast; .9011" Pin Dia.; 2 Rings 5/64 Groove, 1 Ring 3/16 Groove, 1.740 CD, Flat Head - 8.2:1 C.R.
	6		W244NP Std-20-30-40-60	Cast; .9011" Pin Dia.; 2 Rings 5/64 Groove, 1 Ring 3/16 Groove, 1.740 CD, Flat Head - 8.2:1 C.R.
	6		2134Y	
	RINGS			
	1		E-196K Std-20-30-40-60	2-5/64, 1-3/16; Premium Moly
	1		E-196X Std-20-30-40-60	2-5/64, 1-3/16; Iron
	ENGINE BEARINGS			
	1		4092M Std-10-20-30	VINTAGE; w/Forged crankshaft
	1		6-2375CP Std-10-20-30-40	VINTAGE
	6		2375CP Std-10-20-30-40	VINTAGE
	1		1454M Std Only	VINTAGE
	OIL PUMP			
1		224-4165V	High Volume; Will replace 5 bolt pump	
1		224-4165C	w/.826" rotor thickness; 5 bolt pump; Will replace early 6 bolt pump	
GASKETS				
1		260-1004	VINTAGE; Premium valve stem seals incl.	
FREEZE PLUGS				
1		381-8012		
1		381-9001	VINTAGE; 1.625" Diameter	
1		381-3084	2.141" Diameter	
225 3.7L (3688cc) OHV L6 (12 Valve), 3.4063" Bore (Chrysler Eng.), 1 Bbl. "Eng. Code P22" 1960 17				
TIMING				
1		KT3-495SA		

(continued on next page)

Chrysler Car (Incl. Chrysler, DeSoto, Dodge, Plymouth)

17 225 3.7L (3688cc) OHV L6 (12 Valve), 3.4063" Bore (Chrysler Eng.), 1 Bbl. "Eng. Code P22" 1960
(cont.)

QTY	TIMING (cont.)	YEARS	PART NO.	DESCRIPTION
1	Timing Chain	60	222-495	Silent type; 50 Links
1	Crank Sprocket	60	223-291	Use w/silent type chain; 19 Teeth
QTY	CAMSHAFT/LIFTER	YEARS	PART NO.	DESCRIPTION
1	Camshaft	60	CS-380	VINTAGE; Mechanical, (050) Duration at .050 Lobe Lift, 203 Exh., 198 Int., 109 Degrees Lobe Separation
1	Prelube		55-403 Std Only	1.5 oz. packet
1	Prelube		55-400 Std Only	4 oz. bottle; 1.5 oz. packet No. 55-403 also avail.
12	Lifter	60	AT-2084 Std Only	VINTAGE; Dumbbell shaped mech.
12	Lifter, Bulk	60	AT-2084B Std Only	Dumbbell shaped mech.; Carton of 117
QTY	PUSH ROD	YEARS	PART NO.	DESCRIPTION
12	Push Rod	60	RP-3036 Std Only	VINTAGE; w/Mech. lifters; 9.9540" O.A.L.
QTY	ROCKER PARTS	YEARS	PART NO.	DESCRIPTION
12	Adj. Screw	60	MR-1933 Std Only	VINTAGE
QTY	VALVE	YEARS	PART NO.	DESCRIPTION
6	Exhaust	60	V-4093 Std-15	1.3600" Head Dia., 0.3715" Stem Dia., 4.7970" O.A.L.
6	Intake	60	V-1434 Std Only	2 groove; 1.6200" Head Dia., 0.3725" Stem Dia., 4.7740" O.A.L.
QTY	VALVE SPRING	YEARS	PART NO.	DESCRIPTION
12	Spring	60	VS-510 Std Only	2.0000" Free Height
QTY	VALVE SEAL	YEARS	PART NO.	DESCRIPTION
6	Valve Stem Seal	60	ST-2004 Std Only	Loc. Exh.; Positive type; Installation requires valve guide machining; (RBBTF) Rubber/PTFE
6	Valve Stem Seal	60	ST-2004 Std Only	Loc. Int.; Positive type; Installation requires valve guide machining; (RBBTF) Rubber/PTFE
6	Valve Stem Seal Bulk	60	ST-2004BC Std Only	Loc. Exh.; Positive type; Installation requires valve guide machining; Carton of 100; (RBBTF) Rubber/PTFE
6	Valve Stem Seal Bulk	60	ST-2004BC Std Only	Loc. Int.; Positive type; Installation requires valve guide machining; Carton of 100; (RBBTF) Rubber/PTFE
QTY	VALVE SEAT	YEARS	PART NO.	DESCRIPTION
6	Seat	60	245-1437-1 Std Only	Loc. Exh.; 1.4420" OD, 1.2500" ID, 0.2160" Depth
6	Seat	60	245-1750-2 Std Only	Loc. Int.; 1.7550" OD, 1.5000" ID, 0.2160" Depth
6	Seat	60	245-1750-2N Std Only	Loc. Int.; Premium Material; 1.7550" OD, 1.5000" ID, 0.2160" Depth
QTY	VALVE, MISC	YEARS	PART NO.	DESCRIPTION
12	Keeper	60	VK-174 Std Only	Loc. Exh.; 4 groove
12	Keeper	60	VK-174R Std Only	Loc. Exh.; 4 groove; Hardened
12	Keeper	60	VK-66 Std Only	Loc. Int.; 2 groove
12	Keeper	60	VK-66R Std Only	Loc. Int.; 2 groove; Hardened
12	Spring Insert	60	259-103C Std Only	.015"; ID 1.030"; Carton of 100
12	Spring Insert	60	259-103B Std Only	.030"; ID 1.030"; Carton of 100
12	Spring Insert	60	259-103BRS Std Only	.030"; ID 1.030"; Carton of 500
12	Spring Insert	60	259-103A Std Only	.060"; ID 1.030"; Carton of 100
12	Spring Insert	60	259-103ARS Std Only	.060"; ID 1.030"; Carton of 500
QTY	PISTON	YEARS	PART NO.	DESCRIPTION
6	Cast Piston	60	244NP Std-20-30-40-60	Cast; .9011" Pin Dia.; 2 Rings 5/64 Groove, 1 Ring 3/16 Groove, 1.740 CD, Flat Head - 8.2:1 C.R.
6	Cast Piston - Individual	60	W244NP Std-20-30-40-60	Cast; .9011" Pin Dia.; 2 Rings 5/64 Groove, 1 Ring 3/16 Groove, 1.740 CD, Flat Head - 8.2:1 C.R.
6	Pin Bushing	60	2134Y	
QTY	RINGS	YEARS	PART NO.	DESCRIPTION
1	Premium Set	60	E-196K Std-20-30-40-60	2-5/64, 1-3/16; Premium Moly
1	Standard Set	60	E-196X Std-20-30-40-60	2-5/64, 1-3/16; Iron
QTY	ENGINE BEARINGS	YEARS	PART NO.	DESCRIPTION
1	Main Set	60	4092M Std-10-20-30	VINTAGE; w/Forged crankshaft
1	Rod Set	60	6-2375CP Std-10-20-30-40	VINTAGE
6	Rod Pair	60	2375CP Std-10-20-30-40	VINTAGE
1	Cam Set	60	1454M Std Only	VINTAGE
QTY	OIL PUMP	YEARS	PART NO.	DESCRIPTION
1	Oil Pump	60	224-4165V	High Volume; Will replace 5 bolt pump
1	Oil Pump	60	224-4165C	w/.826" rotor thickness; 5 bolt pump; Will replace early 6 bolt pump
QTY	GASKETS	YEARS	PART NO.	DESCRIPTION
1	Kit Gasket Set	60	260-1004	VINTAGE; Exc. Aluminum eng.; Premium valve stem seals incl.
QTY	FREEZE PLUGS	YEARS	PART NO.	DESCRIPTION
1	Brass Block Plug Kit	60	381-8012	
1	Brass Deep Cup Freeze Plug	60	381-9001	VINTAGE; 1.625" Diameter

(continued on next page)

Chrysler Car (Incl. Chrysler, DeSoto, Dodge, Plymouth)

225 3.7L (3688cc) OHV L6 (12 Valve), 3.4063" Bore (Chrysler Eng.), 1 Bbl. "Eng. Code P22" 1960 17
(cont.)

QTY	FREEZE PLUGS (cont.)	YEARS	PART NO.	DESCRIPTION
1	Steel Deep Cup Freeze Plug	60	381-3084	2.141" Diameter

225 3.7L (3688cc) OHV L6 (12 Valve), 3.4063" Bore (Chrysler Eng.), 1 Bbl. "Eng. Code R22" 1961 18

QTY	TIMING	YEARS	PART NO.	DESCRIPTION
1	3 Piece Set	61	KT3-495SA	
1	Timing Chain	61	222-495	Silent type; 50 Links
1	Crank Sprocket	61	223-291	Use w/silent type chain; 19 Teeth

QTY	CAMSHAFT/LIFTER	YEARS	PART NO.	DESCRIPTION
1	Camshaft	61	CS-380	VINTAGE; Mechanical, (050) Duration at .050 Lobe Lift, 203 Exh., 198 Int., 109 Degrees Lobe Separation
1	Prelube		55-403 Std Only	1.5 oz. packet
1	Prelube		55-400 Std Only	4 oz. bottle; 1.5 oz. packet No. 55-403 also avail.
12	Lifter	61	AT-2084 Std Only	VINTAGE; Dumbbell shaped mech.
12	Lifter, Bulk	61	AT-2084B Std Only	Dumbbell shaped mech.; Carton of 117

QTY	PUSH ROD	YEARS	PART NO.	DESCRIPTION
12	Push Rod	61	RP-3036 Std Only	VINTAGE; w/Mech. lifters; 9.9540" O.A.L.

QTY	ROCKER PARTS	YEARS	PART NO.	DESCRIPTION
12	Adj. Screw	61	MR-1933 Std Only	VINTAGE

QTY	VALVE	YEARS	PART NO.	DESCRIPTION
6	Exhaust	61	V-4093 Std-15	1.3600" Head Dia., 0.3715" Stem Dia., 4.7970" O.A.L.
6	Intake	61	V-1434 Std Only	2 groove; 1.6200" Head Dia., 0.3725" Stem Dia., 4.7740" O.A.L.

QTY	VALVE SPRING	YEARS	PART NO.	DESCRIPTION
12	Spring	61	VS-510 Std Only	2.0000" Free Height

QTY	VALVE SEAL	YEARS	PART NO.	DESCRIPTION
6	Valve Stem Seal	61	ST-2004 Std Only	Loc. Exh.; Positive type; Installation requires valve guide machining; (RBBTF) Rubber/PTFE
6	Valve Stem Seal	61	ST-2004 Std Only	Loc. Int.; Positive type; Installation requires valve guide machining; (RBBTF) Rubber/PTFE
6	Valve Stem Seal Bulk	61	ST-2004BC Std Only	Loc. Exh.; Positive type; Installation requires valve guide machining; Carton of 100; (RBBTF) Rubber/PTFE
6	Valve Stem Seal Bulk	61	ST-2004BC Std Only	Loc. Int.; Positive type; Installation requires valve guide machining; Carton of 100; (RBBTF) Rubber/PTFE

QTY	VALVE SEAT	YEARS	PART NO.	DESCRIPTION
6	Seat	61	245-1437-1 Std Only	Loc. Exh.; 1.4420" OD, 1.2500" ID, 0.2160" Depth
6	Seat	61	245-1750-2 Std Only	Loc. Int.; 1.7550" OD, 1.5000" ID, 0.2160" Depth
6	Seat	61	245-1750-2N Std Only	Loc. Int.; Premium Material; 1.7550" OD, 1.5000" ID, 0.2160" Depth

QTY	VALVE, MISC	YEARS	PART NO.	DESCRIPTION
12	Keeper	61	VK-174 Std Only	Loc. Exh.; 4 groove
12	Keeper	61	VK-174R Std Only	Loc. Exh.; 4 groove; Hardened
12	Keeper	61	VK-66 Std Only	Loc. Int.; 2 groove
12	Keeper	61	VK-66R Std Only	Loc. Int.; 2 groove; Hardened
12	Spring Insert	61	259-103C Std Only	.015"; ID 1.030"; Carton of 100
12	Spring Insert	61	259-103B Std Only	.030"; ID 1.030"; Carton of 100
12	Spring Insert	61	259-103BRS Std Only	.030"; ID 1.030"; Carton of 500
12	Spring Insert	61	259-103A Std Only	.060"; ID 1.030"; Carton of 100
12	Spring Insert	61	259-103ARS Std Only	.060"; ID 1.030"; Carton of 500

QTY	PISTON	YEARS	PART NO.	DESCRIPTION
6	Cast Piston	61	244NP Std-20-30-40-60	Cast; .9011" Pin Dia.; 2 Rings 5/64 Groove, 1 Ring 3/16 Groove, 1.740 CD, Flat Head - 8.2:1 C.R.
6	Cast Piston - Individual	61	W244NP Std-20-30-40-60	Cast; .9011" Pin Dia.; 2 Rings 5/64 Groove, 1 Ring 3/16 Groove, 1.740 CD, Flat Head - 8.2:1 C.R.
6	Pin Bushing	61	2134Y	

QTY	RINGS	YEARS	PART NO.	DESCRIPTION
1	Premium Set	61	E-196K Std-20-30-40-60	2-5/64, 1-3/16; Premium Moly
1	Standard Set	61	E-196X Std-20-30-40-60	2-5/64, 1-3/16; Iron

QTY	ENGINE BEARINGS	YEARS	PART NO.	DESCRIPTION
1	Main Set	61	4092M Std-10-20-30	VINTAGE; w/Forged crankshaft
1	Rod Set	61	6-2375CP Std-10-20-30-40	VINTAGE
6	Rod Pair	61	2375CP Std-10-20-30-40	VINTAGE
1	Cam Set	61	1454M Std Only	VINTAGE

QTY	OIL PUMP	YEARS	PART NO.	DESCRIPTION
1	Oil Pump	61	224-4165V	High Volume; Will replace 5 bolt pump
1	Oil Pump	61	224-4165C	w/.826" rotor thickness; 5 bolt pump; Will replace early 6 bolt pump

(continued on next page)

Chrysler Car (Incl. Chrysler, DeSoto, Dodge, Plymouth)

18 225 3.7L (3688cc) OHV L6 (12 Valve), 3.4063" Bore (Chrysler Eng.), 1 Bbl. "Eng. Code R22" 1961 (cont.)

QTY	GASKETS	YEARS	PART NO.	DESCRIPTION
1	Kit Gasket Set	61	260-1004	VINTAGE; Exc. Aluminum eng.; Premium valve stem seals incl.
QTY	FREEZE PLUGS	YEARS	PART NO.	DESCRIPTION
1	Brass Block Plug Kit	61	381-8012	
1	Brass Deep Cup Freeze Plug	61	381-9001	VINTAGE; 1.625" Diameter
1	Steel Deep Cup Freeze Plug	61	381-3084	2.141" Diameter

19 225 3.7L (3688cc) OHV L6 (12 Valve), 3.4063" Bore (Chrysler Eng.), 4 Bbl. "Eng. Code R22" 1961

QTY	TIMING	YEARS	PART NO.	DESCRIPTION
1	3 Piece Set	61	KT3-495SA	
1	Timing Chain	61	222-495	Silent type; 50 Links
1	Crank Sprocket	61	223-291	Use w/silent type chain; 19 Teeth
QTY	CAMSHAFT/LIFTER	YEARS	PART NO.	DESCRIPTION
1	Camshaft	61	CS-380	VINTAGE; Mechanical, (050) Duration at .050 Lobe Lift, 203 Exh., 198 Int., 109 Degrees Lobe Separation
1	Prelube		55-403 Std Only	1.5 oz. packet
1	Prelube		55-400 Std Only	4 oz. bottle; 1.5 oz. packet No. 55-403 also avail.
12	Lifter	61	AT-2084 Std Only	VINTAGE; Dumbbell shaped mech.
12	Lifter, Bulk	61	AT-2084B Std Only	Dumbbell shaped mech.; Carton of 117
QTY	PUSH ROD	YEARS	PART NO.	DESCRIPTION
12	Push Rod	61	RP-3036 Std Only	VINTAGE; w/Mech. lifters; 9.9540" O.A.L.
QTY	ROCKER PARTS	YEARS	PART NO.	DESCRIPTION
12	Adj. Screw	61	MR-1933 Std Only	VINTAGE
QTY	VALVE	YEARS	PART NO.	DESCRIPTION
6	Exhaust	61	V-4093 Std-15	1.3600" Head Dia., 0.3715" Stem Dia., 4.7970" O.A.L.
6	Intake	61	V-1434 Std Only	2 groove; 1.6200" Head Dia., 0.3725" Stem Dia., 4.7740" O.A.L.
QTY	VALVE SPRING	YEARS	PART NO.	DESCRIPTION
12	Spring	61	VS-510 Std Only	2.0000" Free Height
QTY	VALVE SEAL	YEARS	PART NO.	DESCRIPTION
6	Valve Stem Seal	61	ST-2004 Std Only	Loc. Exh.; Positive type; Installation requires valve guide machining; (RBBTF) Rubber/PTFE
6	Valve Stem Seal	61	ST-2004 Std Only	Loc. Int.; Positive type; Installation requires valve guide machining; (RBBTF) Rubber/PTFE
6	Valve Stem Seal Bulk	61	ST-2004BC Std Only	Loc. Exh.; Positive type; Installation requires valve guide machining; Carton of 100; (RBBTF) Rubber/PTFE
6	Valve Stem Seal Bulk	61	ST-2004BC Std Only	Loc. Int.; Positive type; Installation requires valve guide machining; Carton of 100; (RBBTF) Rubber/PTFE
QTY	VALVE SEAT	YEARS	PART NO.	DESCRIPTION
6	Seat	61	245-1437-1 Std Only	Loc. Exh.; 1.4420" OD, 1.2500" ID, 0.2160" Depth
6	Seat	61	245-1750-2 Std Only	Loc. Int.; 1.7550" OD, 1.5000" ID, 0.2160" Depth
6	Seat	61	245-1750-2N Std Only	Loc. Int.; Premium Material; 1.7550" OD, 1.5000" ID, 0.2160" Depth
QTY	VALVE, MISC	YEARS	PART NO.	DESCRIPTION
12	Keeper	61	VK-174 Std Only	Loc. Exh.; 4 groove
12	Keeper	61	VK-174R Std Only	Loc. Exh.; 4 groove; Hardened
12	Keeper	61	VK-66 Std Only	Loc. Int.; 2 groove
12	Keeper	61	VK-66R Std Only	Loc. Int.; 2 groove; Hardened
12	Spring Insert	61	259-103C Std Only	.015"; ID 1.030"; Carton of 100
12	Spring Insert	61	259-103B Std Only	.030"; ID 1.030"; Carton of 100
12	Spring Insert	61	259-103BRS Std Only	.030"; ID 1.030"; Carton of 500
12	Spring Insert	61	259-103A Std Only	.060"; ID 1.030"; Carton of 100
12	Spring Insert	61	259-103ARS Std Only	.060"; ID 1.030"; Carton of 500
QTY	PISTON	YEARS	PART NO.	DESCRIPTION
6	Cast Piston	61	244NP Std-20-30-40-60	Cast; .9011" Pin Dia.; 2 Rings 5/64 Groove, 1 Ring 3/16 Groove, 1.740 CD, Flat Head - 8.2:1 C.R.
6	Cast Piston - Individual	61	W244NP Std-20-30-40-60	Cast; .9011" Pin Dia.; 2 Rings 5/64 Groove, 1 Ring 3/16 Groove, 1.740 CD, Flat Head - 8.2:1 C.R.
6	Pin Bushing	61	2134Y	
QTY	RINGS	YEARS	PART NO.	DESCRIPTION
1	Premium Set	61	E-196K Std-20-30-40-60	2-5/64, 1-3/16; Premium Moly
1	Standard Set	61	E-196X Std-20-30-40-60	2-5/64, 1-3/16; Iron
QTY	ENGINE BEARINGS	YEARS	PART NO.	DESCRIPTION
1	Main Set	61	4092M Std-10-20-30	VINTAGE; w/Forged crankshaft
1	Rod Set	61	6-2375CP Std-10-20-30-40	VINTAGE
6	Rod Pair	61	2375CP Std-10-20-30-40	VINTAGE
1	Cam Set	61	1454M Std Only	VINTAGE

VALVE TRAIN

VALVE TRAIN

BLOCK

BLOCK

(continued on next page)

Chrysler Car (Incl. Chrysler, DeSoto, Dodge, Plymouth)

225 3.7L (3688cc) OHV L6 (12 Valve), 3.4063" Bore (Chrysler Eng.), 4 Bbl. "Eng. Code R22" 1961 19
(cont.)

BLOCK	QTY	OIL PUMP	YEARS	PART NO.	DESCRIPTION	BLOCK
	1	Oil Pump	61	224-4165V	High Volume; Will replace 5 bolt pump	
	1	Oil Pump	61	224-4165C	w/.826" rotor thickness; 5 bolt pump; Will replace early 6 bolt pump	
QTY	GASKETS	YEARS	PART NO.	DESCRIPTION		
1	Kit Gasket Set	61	260-1004	VINTAGE; Exc. Aluminum eng.; Premium valve stem seals incl.		
QTY	FREEZE PLUGS	YEARS	PART NO.	DESCRIPTION		
1	Brass Block Plug Kit	61	381-8012			
1	Brass Deep Cup Freeze Plug	61	381-9001	VINTAGE; 1.625" Diameter		
1	Steel Deep Cup Freeze Plug	61	381-3084	2.141" Diameter		

225 3.7L (3688cc) OHV L6 (12 Valve), 3.4063" Bore (Chrysler Eng.), 1 Bbl. "Eng. Code S22" 1962 20

VALVE TRAIN	QTY	TIMING	YEARS	PART NO.	DESCRIPTION	VALVE TRAIN
	1	3 Piece Set	62	KT3-495SA		
	1	Timing Chain	62	222-495	Silent type; 50 Links	
	1	Crank Sprocket	62	223-291	Use w/silent type chain; 19 Teeth	
QTY	CAMSHAFT/LIFTER	YEARS	PART NO.	DESCRIPTION		
1	Camshaft	62	CS-380	VINTAGE; Mechanical, (050) Duration at .050 Lobe Lift, 203 Exh., 198 Int., 109 Degrees Lobe Separation		
1	Prelube		55-403 Std Only	1.5 oz. packet		
1	Prelube		55-400 Std Only	4 oz. bottle; 1.5 oz. packet No. 55-403 also avail.		
12	Lifter	62	AT-2084 Std Only	VINTAGE; Dumbbell shaped mech.		
12	Lifter, Bulk	62	AT-2084B Std Only	Dumbbell shaped mech.; Carton of 117		
QTY	PUSH ROD	YEARS	PART NO.	DESCRIPTION		
12	Push Rod	62	RP-3036 Std Only	VINTAGE; w/Mech. lifters; 9.9540" O.A.L.		
QTY	ROCKER PARTS	YEARS	PART NO.	DESCRIPTION		
12	Adj. Screw	62	MR-1933 Std Only	VINTAGE		
QTY	VALVE	YEARS	PART NO.	DESCRIPTION		
6	Exhaust	62	V-4093 Std-15	1.3600" Head Dia., 0.3715" Stem Dia., 4.7970" O.A.L.		
6	Intake	62	V-1434 Std Only	2 groove; 1.6200" Head Dia., 0.3725" Stem Dia., 4.7740" O.A.L.		
QTY	VALVE SPRING	YEARS	PART NO.	DESCRIPTION		
12	Spring	62	VS-510 Std Only	2.0000" Free Height		
QTY	VALVE SEAL	YEARS	PART NO.	DESCRIPTION		
6	Valve Stem Seal	62	ST-2004 Std Only	Loc. Exh.; Positive type; Installation requires valve guide machining; (RBBTF) Rubber/PTFE		
6	Valve Stem Seal	62	ST-2004 Std Only	Loc. Int.; Positive type; Installation requires valve guide machining; (RBBTF) Rubber/PTFE		
6	Valve Stem Seal Bulk	62	ST-2004BC Std Only	Loc. Exh.; Positive type; Installation requires valve guide machining; Carton of 100; (RBBTF) Rubber/PTFE		
6	Valve Stem Seal Bulk	62	ST-2004BC Std Only	Loc. Int.; Positive type; Installation requires valve guide machining; Carton of 100; (RBBTF) Rubber/PTFE		
QTY	VALVE SEAT	YEARS	PART NO.	DESCRIPTION		
6	Seat	62	245-1437-1 Std Only	Loc. Exh.; 1.4420" OD, 1.2500" ID, 0.2160" Depth		
6	Seat	62	245-1750-2 Std Only	Loc. Int.; 1.7550" OD, 1.5000" ID, 0.2160" Depth		
6	Seat	62	245-1750-2N Std Only	Loc. Int.; Premium Material; 1.7550" OD, 1.5000" ID, 0.2160" Depth		
QTY	VALVE, MISC	YEARS	PART NO.	DESCRIPTION		
12	Keeper	62	VK-174 Std Only	Loc. Exh.; 4 groove		
12	Keeper	62	VK-174R Std Only	Loc. Exh.; 4 groove; Hardened		
12	Keeper	62	VK-66 Std Only	Loc. Int.; 2 groove		
12	Keeper	62	VK-66R Std Only	Loc. Int.; 2 groove; Hardened		
12	Spring Insert	62	259-103C Std Only	.015"; ID 1.030"; Carton of 100		
12	Spring Insert	62	259-103B Std Only	.030"; ID 1.030"; Carton of 100		
12	Spring Insert	62	259-103BRS Std Only	.030"; ID 1.030"; Carton of 500		
12	Spring Insert	62	259-103A Std Only	.060"; ID 1.030"; Carton of 100		
12	Spring Insert	62	259-103ARS Std Only	.060"; ID 1.030"; Carton of 500		
QTY	PISTON	YEARS	PART NO.	DESCRIPTION		
6	Cast Piston	62	244NP Std-20-30-40-60	Cast; .9011" Pin Dia.; 2 Rings 5/64 Groove, 1 Ring 3/16 Groove, 1.740 CD, Flat Head - 8.2:1 C.R.		
6	Cast Piston - Individual	62	W244NP Std-20-30-40-60	Cast; .9011" Pin Dia.; 2 Rings 5/64 Groove, 1 Ring 3/16 Groove, 1.740 CD, Flat Head - 8.2:1 C.R.		
6	Pin Bushing	62	2134Y			
QTY	RINGS	YEARS	PART NO.	DESCRIPTION		
1	Premium Set	62	E-196K Std-20-30-40-60	2-5/64, 1-3/16; Premium Moly		
1	Standard Set	62	E-196X Std-20-30-40-60	2-5/64, 1-3/16; Iron		

(continued on next page)

Chrysler Car (Incl. Chrysler, DeSoto, Dodge, Plymouth)

20 225 3.7L (3688cc) OHV L6 (12 Valve), 3.4063" Bore (Chrysler Eng.), 1 Bbl. "Eng. Code S22" 1962
(cont.)

BLOCK	QTY	ENGINE BEARINGS	YEARS	PART NO.	DESCRIPTION	BLOCK
	1	Main Set	62	4092M Std-10-20-30	VINTAGE; w/Forged crankshaft	
	1	Rod Set	62	6-2375CP Std-10-20-30-40	VINTAGE	
	6	Rod Pair	62	2375CP Std-10-20-30-40	VINTAGE	
	1	Cam Set	62	1454M Std Only	VINTAGE	
BLOCK	QTY	OIL PUMP	YEARS	PART NO.	DESCRIPTION	BLOCK
	1	Oil Pump	62	224-4165V	High Volume; Will replace 5 bolt pump	
	1	Oil Pump	62	224-4165C	w/.826" rotor thickness; 5 bolt pump; Will replace early 6 bolt pump	
BLOCK	QTY	GASKETS	YEARS	PART NO.	DESCRIPTION	BLOCK
	1	Kit Gasket Set	62	260-1004	VINTAGE; Exc. Aluminum eng.; Premium valve stem seals incl.	
BLOCK	QTY	FREEZE PLUGS	YEARS	PART NO.	DESCRIPTION	BLOCK
	1	Brass Block Plug Kit	62	381-8012		
	1	Brass Deep Cup Freeze Plug	62	381-9001	VINTAGE; 1.625" Diameter	
	1	Steel Deep Cup Freeze Plug	62	381-3084	2.141" Diameter	

21 225 3.7L (3688cc) OHV L6 (12 Valve), 3.4063" Bore (Chrysler Eng.), 4 Bbl. "Eng. Code S22" 1962

VALVE TRAIN	QTY	TIMING	YEARS	PART NO.	DESCRIPTION	VALVE TRAIN
	1	3 Piece Set	62	KT3-495SA		
	1	Timing Chain	62	222-495	Silent type; 50 Links	
	1	Crank Sprocket	62	223-291	Use w/silent type chain; 19 Teeth	
VALVE TRAIN	QTY	CAMSHAFT/LIFTER	YEARS	PART NO.	DESCRIPTION	VALVE TRAIN
	1	Camshaft	62	CS-380	VINTAGE; Mechanical, (050) Duration at .050 Lobe Lift, 203 Exh., 198 Int., 109 Degrees Lobe Separation	
	1	Prelube		55-403 Std Only	1.5 oz. packet	
	1	Prelube		55-400 Std Only	4 oz. bottle; 1.5 oz. packet No. 55-403 also avail.	
	12	Lifter	62	AT-2084 Std Only	VINTAGE; Dumbbell shaped mech.	
	12	Lifter, Bulk	62	AT-2084B Std Only	Dumbbell shaped mech.; Carton of 117	
VALVE TRAIN	QTY	PUSH ROD	YEARS	PART NO.	DESCRIPTION	VALVE TRAIN
	12	Push Rod	62	RP-3036 Std Only	VINTAGE; w/Mech. lifters; 9.9540" O.A.L.	
VALVE TRAIN	QTY	ROCKER PARTS	YEARS	PART NO.	DESCRIPTION	VALVE TRAIN
	12	Adj. Screw	62	MR-1933 Std Only	VINTAGE	
VALVE TRAIN	QTY	VALVE	YEARS	PART NO.	DESCRIPTION	VALVE TRAIN
	6	Exhaust	62	V-4093 Std-15	1.3600" Head Dia., 0.3715" Stem Dia., 4.7970" O.A.L.	
	6	Intake	62	V-1434 Std Only	2 groove; 1.6200" Head Dia., 0.3725" Stem Dia., 4.7740" O.A.L.	
VALVE TRAIN	QTY	VALVE SPRING	YEARS	PART NO.	DESCRIPTION	VALVE TRAIN
	12	Spring	62	VS-510 Std Only	2.0000" Free Height	
VALVE TRAIN	QTY	VALVE SEAL	YEARS	PART NO.	DESCRIPTION	VALVE TRAIN
	6	Valve Stem Seal	62	ST-2004 Std Only	Loc. Exh.; Positive type; Installation requires valve guide machining; (RBBTF) Rubber/PTFE	
	6	Valve Stem Seal	62	ST-2004 Std Only	Loc. Int.; Positive type; Installation requires valve guide machining; (RBBTF) Rubber/PTFE	
	6	Valve Stem Seal Bulk	62	ST-2004BC Std Only	Loc. Exh.; Positive type; Installation requires valve guide machining; Carton of 100; (RBBTF) Rubber/PTFE	
	6	Valve Stem Seal Bulk	62	ST-2004BC Std Only	Loc. Int.; Positive type; Installation requires valve guide machining; Carton of 100; (RBBTF) Rubber/PTFE	
VALVE TRAIN	QTY	VALVE SEAT	YEARS	PART NO.	DESCRIPTION	VALVE TRAIN
	6	Seat	62	245-1437-1 Std Only	Loc. Exh.; 1.4420" OD, 1.2500" ID, 0.2160" Depth	
	6	Seat	62	245-1750-2 Std Only	Loc. Int.; 1.7550" OD, 1.5000" ID, 0.2160" Depth	
	6	Seat	62	245-1750-2N Std Only	Loc. Int.; Premium Material; 1.7550" OD, 1.5000" ID, 0.2160" Depth	
VALVE TRAIN	QTY	VALVE, MISC	YEARS	PART NO.	DESCRIPTION	VALVE TRAIN
	12	Keeper	62	VK-174 Std Only	Loc. Exh.; 4 groove	
	12	Keeper	62	VK-174R Std Only	Loc. Exh.; 4 groove; Hardened	
	12	Keeper	62	VK-66 Std Only	Loc. Int.; 2 groove	
	12	Keeper	62	VK-66R Std Only	Loc. Int.; 2 groove; Hardened	
	12	Spring Insert	62	259-103C Std Only	.015"; ID 1.030"; Carton of 100	
	12	Spring Insert	62	259-103B Std Only	.030"; ID 1.030"; Carton of 100	
	12	Spring Insert	62	259-103BRS Std Only	.030"; ID 1.030"; Carton of 500	
	12	Spring Insert	62	259-103A Std Only	.060"; ID 1.030"; Carton of 100	
	12	Spring Insert	62	259-103ARS Std Only	.060"; ID 1.030"; Carton of 500	
VALVE TRAIN	QTY	PISTON	YEARS	PART NO.	DESCRIPTION	VALVE TRAIN
	6	Cast Piston	62	244NP Std-20-30-40-60	Cast; .9011" Pin Dia.; 2 Rings 5/64 Groove, 1 Ring 3/16 Groove, 1.740 CD, Flat Head - 8.2:1 C.R.	
	6	Cast Piston - Individual	62	W244NP Std-20-30-40-60	Cast; .9011" Pin Dia.; 2 Rings 5/64 Groove, 1 Ring 3/16 Groove, 1.740 CD, Flat Head - 8.2:1 C.R.	

(continued on next page)

Chrysler Car (Incl. Chrysler, DeSoto, Dodge, Plymouth)

225 3.7L (3688cc) OHV L6 (12 Valve), 3.4063" Bore (Chrysler Eng.), 4 Bbl. "Eng. Code S22" 1962 21
(cont.)

	QTY	PART NO.	YEARS	DESCRIPTION
BLOCK	6	PISTON (cont.) Pin Bushing	62	2134Y
	1	RINGS Premium Set	62	E-196K Std-20-30-40-60 2-5/64, 1-3/16; Premium Moly
	1	Standard Set	62	E-196X Std-20-30-40-60 2-5/64, 1-3/16; Iron
	1	ENGINE BEARINGS Main Set	62	4092M Std-10-20-30 VINTAGE; w/Forged crankshaft
	1	Rod Set	62	6-2375CP Std-10-20-30-40 VINTAGE
	6	Rod Pair	62	2375CP Std-10-20-30-40 VINTAGE
	1	Cam Set	62	1454M Std Only VINTAGE
	1	OIL PUMP Oil Pump	62	224-4165V High Volume; Will replace 5 bolt pump
1	Oil Pump	62	224-4165C w/.826" rotor thickness; 5 bolt pump; Will replace early 6 bolt pump	
1	GASKETS Kit Gasket Set	62	260-1004 VINTAGE; Exc. Aluminum eng.; Premium valve stem seals incl.	
1	FREEZE PLUGS Brass Block Plug Kit	62	381-8012 VINTAGE; 1.625" Diameter	
1	Brass Deep Cup Freeze Plug	62	381-9001	
1	Steel Deep Cup Freeze Plug	62	381-3084 2.141" Diameter	

225 3.7L (3688cc) OHV L6 (12 Valve), 3.4063" Bore (Chrysler Eng.), 1 Bbl. "Eng. Code T22" 1963 22

	QTY	PART NO.	YEARS	DESCRIPTION
VALVE TRAIN	1	TIMING 3 Piece Set	63	KT3-495SA
	1	Timing Chain	63	222-495 Silent type; 50 Links
	1	Crank Sprocket	63	223-291 Use w/silent type chain; 19 Teeth
	1	CAMSHAFT/LIFTER Camshaft	63	CS-380 VINTAGE; Mechanical, (050) Duration at .050 Lobe Lift, 203 Exh., 198 Int., 109 Degrees Lobe Separation
	1	Prelube		55-403 Std Only 1.5 oz. packet
	1	Prelube		55-400 Std Only 4 oz. bottle; 1.5 oz. packet No. 55-403 also avail.
	12	Lifter	63	AT-2084 Std Only VINTAGE; Dumbbell shaped mech.
	12	Lifter, Bulk	63	AT-2084B Std Only Dumbbell shaped mech.; Carton of 117
	12	PUSH ROD Push Rod	63	RP-3036 Std Only VINTAGE; w/Mech. lifters; 9.9540" O.A.L.
	12	ROCKER PARTS Adj. Screw	63	MR-1933 Std Only VINTAGE
	6	VALVE Exhaust	63	V-4093 Std-15 1.3600" Head Dia., 0.3715" Stem Dia., 4.7970" O.A.L.
	6	Intake	63	V-1434 Std Only 2 groove; 1.6200" Head Dia., 0.3725" Stem Dia., 4.7740" O.A.L.
	12	VALVE SPRING Spring	63	VS-510 Std Only 2.0000" Free Height
	6	VALVE SEAL Valve Stem Seal	63	ST-2004 Std Only Loc. Exh.; Positive type; Installation requires valve guide machining; (RBBTF) Rubber/PTFE
	6	Valve Stem Seal	63	ST-2004 Std Only Loc. Int.; Positive type; Installation requires valve guide machining; (RBBTF) Rubber/PTFE
	6	Valve Stem Seal Bulk	63	ST-2004BC Std Only Loc. Exh.; Positive type; Installation requires valve guide machining; Carton of 100; (RBBTF) Rubber/PTFE
	6	Valve Stem Seal Bulk	63	ST-2004BC Std Only Loc. Int.; Positive type; Installation requires valve guide machining; Carton of 100; (RBBTF) Rubber/PTFE
	6	VALVE SEAT Seat	63	245-1437-1 Std Only Loc. Exh.; 1.4420" OD, 1.2500" ID, 0.2160" Depth
6	Seat	63	245-1750-2 Std Only Loc. Int.; 1.7550" OD, 1.5000" ID, 0.2160" Depth	
6	Seat	63	245-1750-2N Std Only Loc. Int.; Premium Material; 1.7550" OD, 1.5000" ID, 0.2160" Depth	
12	VALVE, MISC Keeper	63	VK-174 Std Only Loc. Exh.; 4 groove	
12	Keeper	63	VK-174R Std Only Loc. Exh.; 4 groove; Hardened	
12	Keeper	63	VK-66 Std Only Loc. Int.; 2 groove	
12	Keeper	63	VK-66R Std Only Loc. Int.; 2 groove; Hardened	
12	Spring Insert	63	259-103C Std Only .015"; ID 1.030"; Carton of 100	
12	Spring Insert	63	259-103B Std Only .030"; ID 1.030"; Carton of 100	
12	Spring Insert	63	259-103BRS Std Only .030"; ID 1.030"; Carton of 500	
12	Spring Insert	63	259-103A Std Only .060"; ID 1.030"; Carton of 100	

(continued on next page)

Chrysler Car (Incl. Chrysler, DeSoto, Dodge, Plymouth)

22 225 3.7L (3688cc) OHV L6 (12 Valve), 3.4063" Bore (Chrysler Eng.), 1 Bbl. "Eng. Code T22" 1963
(cont.)

QTY	VALVE, MISC (cont.)	YEARS	PART NO.	DESCRIPTION
12	Spring Insert	63	259-103ARS Std Only	.060"; ID 1.030"; Carton of 500
6	PISTON Cast Piston	63	244NP Std-20-30-40-60	Cast; .9011" Pin Dia.; 2 Rings 5/64 Groove, 1 Ring 3/16 Groove, 1.740 CD, Flat Head - 8.2:1 C.R.
6	Cast Piston - Individual	63	W244NP Std-20-30-40-60	Cast; .9011" Pin Dia.; 2 Rings 5/64 Groove, 1 Ring 3/16 Groove, 1.740 CD, Flat Head - 8.2:1 C.R.
6	Pin Bushing	63	2134Y	
1	RINGS Premium Set	63	E-196K Std-20-30-40-60	2-5/64, 1-3/16; Premium Moly
1	Standard Set	63	E-196X Std-20-30-40-60	2-5/64, 1-3/16; Iron
1	ENGINE BEARINGS Main Set	63	4092M Std-10-20-30	VINTAGE; w/Forged crankshaft
1	Rod Set	63	6-2375CP Std-10-20-30-40	VINTAGE
6	Rod Pair	63	2375CP Std-10-20-30-40	VINTAGE
1	Cam Set	63	1454M Std Only	VINTAGE
1	OIL PUMP Oil Pump	63	224-4165V	High Volume; Will replace 5 bolt pump
1	Oil Pump	63	224-4165C	w/.826" rotor thickness; 5 bolt pump; Will replace early 6 bolt pump
1	GASKETS Kit Gasket Set	63	260-1004	VINTAGE; Exc. Aluminum eng.; Premium valve stem seals incl.
1	FREEZE PLUGS Brass Block Plug Kit	63	381-8012	
1	Brass Deep Cup Freeze Plug	63	381-9001	VINTAGE; 1.625" Diameter
1	Steel Deep Cup Freeze Plug	63	381-3084	2.141" Diameter

23 225 3.7L (3688cc) OHV L6 (12 Valve), 3.4063" Bore (Chrysler Eng.), 1 Bbl. "Eng. Code V22" 1964

QTY	TIMING	YEARS	PART NO.	DESCRIPTION
1	3 Piece Set	64	KT3-495SA	
1	Timing Chain	64	222-495	Silent type; 50 Links
1	Crank Sprocket	64	223-291	Use w/silent type chain; 19 Teeth
1	CAMSHAFT/LIFTER Camshaft	64	CS-380	VINTAGE; Mechanical, (050) Duration at .050 Lobe Lift, 203 Exh., 198 Int., 109 Degrees Lobe Separation
1	Prelube		55-403 Std Only	1.5 oz. packet
1	Prelube		55-400 Std Only	4 oz. bottle; 1.5 oz. packet No. 55-403 also avail.
12	Lifter	64	AT-2084 Std Only	VINTAGE; Dumbbell shaped mech.
12	Lifter, Bulk	64	AT-2084B Std Only	Dumbbell shaped mech.; Carton of 117
12	PUSH ROD Push Rod	64	RP-3036 Std Only	VINTAGE; w/Mech. lifters; 9.9540" O.A.L.
12	ROCKER PARTS Adj. Screw	64	MR-1933 Std Only	VINTAGE
6	VALVE Exhaust	64	V-4093 Std-15	1.3600" Head Dia., 0.3715" Stem Dia., 4.7970" O.A.L.
6	Intake	64	V-1434 Std Only	2 groove; 1.6200" Head Dia., 0.3725" Stem Dia., 4.7740" O.A.L.
12	VALVE SPRING Spring	64	VS-510 Std Only	2.0000" Free Height
6	VALVE SEAL Valve Stem Seal	64	ST-2004 Std Only	Loc. Exh.; Positive type; Installation requires valve guide machining; (RBBTF) Rubber/PTFE
6	Valve Stem Seal	64	ST-2004 Std Only	Loc. Int.; Positive type; Installation requires valve guide machining; (RBBTF) Rubber/PTFE
6	Valve Stem Seal Bulk	64	ST-2004BC Std Only	Loc. Exh.; Positive type; Installation requires valve guide machining; Carton of 100; (RBBTF) Rubber/PTFE
6	Valve Stem Seal Bulk	64	ST-2004BC Std Only	Loc. Int.; Positive type; Installation requires valve guide machining; Carton of 100; (RBBTF) Rubber/PTFE
6	VALVE SEAT Seat	64	245-1437-1 Std Only	Loc. Exh.; 1.4420" OD, 1.2500" ID, 0.2160" Depth
6	Seat	64	245-1750-2 Std Only	Loc. Int.; 1.7550" OD, 1.5000" ID, 0.2160" Depth
6	Seat	64	245-1750-2N Std Only	Loc. Int.; Premium Material; 1.7550" OD, 1.5000" ID, 0.2160" Depth
12	VALVE, MISC Keeper	64	VK-174 Std Only	Loc. Exh.; 4 groove
12	Keeper	64	VK-174R Std Only	Loc. Exh.; 4 groove; Hardened
12	Keeper	64	VK-66 Std Only	Loc. Int.; 2 groove

(continued on next page)

Chrysler Car (Incl. Chrysler, DeSoto, Dodge, Plymouth)

225 3.7L (3688cc) OHV L6 (12 Valve), 3.4063" Bore (Chrysler Eng.), 1 Bbl. "Eng. Code V22" 1964 23
(cont.)

QTY	VALVE, MISC (cont.)	YEARS	PART NO.	DESCRIPTION
12	Keeper	64	VK-66R Std Only	Loc. Int.; 2 groove; Hardened
12	Spring Insert	64	259-103C Std Only	.015"; ID 1.030"; Carton of 100
12	Spring Insert	64	259-103B Std Only	.030"; ID 1.030"; Carton of 100
12	Spring Insert	64	259-103BRS Std Only	.030"; ID 1.030"; Carton of 500
12	Spring Insert	64	259-103A Std Only	.060"; ID 1.030"; Carton of 100
12	Spring Insert	64	259-103ARS Std Only	.060"; ID 1.030"; Carton of 500
QTY	PISTON	YEARS	PART NO.	DESCRIPTION
6	Cast Piston	64	244NP Std-20-30-40-60	Cast; .9011" Pin Dia.; 2 Rings 5/64 Groove, 1 Ring 3/16 Groove, 1.740 CD, Flat Head - 8.2:1 C.R.
6	Cast Piston - Individual	64	W244NP Std-20-30-40-60	Cast; .9011" Pin Dia.; 2 Rings 5/64 Groove, 1 Ring 3/16 Groove, 1.740 CD, Flat Head - 8.2:1 C.R.
6	Pin Bushing	64	2134Y	
QTY	RINGS	YEARS	PART NO.	DESCRIPTION
1	Premium Set	64	E-196K Std-20-30-40-60	2-5/64, 1-3/16; Premium Moly
1	Standard Set	64	E-196X Std-20-30-40-60	2-5/64, 1-3/16; Iron
QTY	ENGINE BEARINGS	YEARS	PART NO.	DESCRIPTION
1	Main Set	64	4092M Std-10-20-30	VINTAGE; w/Forged crankshaft
1	Rod Set	64	6-2375CP Std-10-20-30-40	VINTAGE
6	Rod Pair	64	2375CP Std-10-20-30-40	VINTAGE
1	Cam Set	64	1454M Std Only	VINTAGE
QTY	OIL PUMP	YEARS	PART NO.	DESCRIPTION
1	Oil Pump	64	224-4165V	High Volume; Will replace 5 bolt pump
1	Oil Pump	64	224-4165C	w/.826" rotor thickness; 5 bolt pump; Will replace early 6 bolt pump
QTY	GASKETS	YEARS	PART NO.	DESCRIPTION
1	Kit Gasket Set	64	260-1004	VINTAGE; Premium valve stem seals incl.
QTY	FREEZE PLUGS	YEARS	PART NO.	DESCRIPTION
1	Brass Block Plug Kit	64	381-8012	
1	Brass Deep Cup Freeze Plug	64	381-9001	VINTAGE; 1.625" Diameter
1	Steel Deep Cup Freeze Plug	64	381-3084	2.141" Diameter

230 3.8L (3770cc) L-HEAD L6 (12 Valve) (Dodge), 3.25" Bore (Chrysler Eng.), 1 Bbl. 1959-1946 24

QTY	VALVE	YEARS	PART NO.	DESCRIPTION
6	Exhaust	59-46	V-1351 Std Only	VINTAGE; 1.4070" Head Dia., 0.3405" Stem Dia., 4.8410" O.A.L.
6	Intake	59-46	V-1086 Std Only	VINTAGE; 1.5310" Head Dia., 0.3405" Stem Dia., 4.8450" O.A.L.
QTY	VALVE GUIDE	YEARS	PART NO.	DESCRIPTION
6	Guide	59-46	VG-419 Std Only	VINTAGE; Loc. Exh.; 0.3445" ID, 2.8130" O.A.L
6	Guide	59-46	VG-420 Std Only	VINTAGE; Loc. Int.; 0.3425" ID, 2.8130" O.A.L
QTY	VALVE SPRING	YEARS	PART NO.	DESCRIPTION
12	Spring	59-46	VS-304 Std Only	VINTAGE; w/o Rotocaps; 2.0000" Free Height
12	Spring	59-46	VS-506 Std Only	VINTAGE; w/Rotocaps; Use w/Rotocaps; 1.8570" Free Height
QTY	VALVE SEAL	YEARS	PART NO.	DESCRIPTION
12	Valve Stem Seal	59-58	ST-2004 Std Only	Positive type; Installation requires valve guide machining; (RBBTF) Rubber/PTFE
12	Valve Stem Seal Bulk	59-58	ST-2004BC Std Only	Positive type; Installation requires valve guide machining; Carton of 100; (RBBTF) Rubber/PTFE
QTY	VALVE SEAT	YEARS	PART NO.	DESCRIPTION
6	Seat	59-46	245-1625-1 Std Only	Loc. Int.; 1.6300" OD, 1.3750" ID, 0.2160" Depth
6	Seat	59-46	245-1625-1N Std Only	Loc. Int.; Premium Material; 1.6300" OD, 1.3750" ID, 0.2160" Depth
QTY	VALVE, MISC	YEARS	PART NO.	DESCRIPTION
24	Keeper	59-46	VK-63 Std Only	VINTAGE; 2 groove; Round key groove
QTY	PISTON	YEARS	PART NO.	DESCRIPTION
6	Cast Piston	59-46	37P Std-20-30-40-60-80	VINTAGE; Cast; .8591" Pin Dia.; 2 Rings 3/32 Groove, 2 Rings 5/32 Groove, 1.980 CD, Flat Head - 7.8:1 C.R.
6	Cast Piston - Individual	59-46	W37P Std-20-30-40-60-80	VINTAGE; Cast; .8591" Pin Dia.; 2 Rings 3/32 Groove, 2 Rings 5/32 Groove, 1.980 CD, Flat Head - 7.8:1 C.R.
6	Pin Bushing	59-46	8649XAS	VINTAGE; Full round, thin wall .0055" O/S OD bushing
6	Pin Bushing	59-46	8649XA	VINTAGE; Full round, thin wall bushing w/.9150" OD
6	Pin Bushing	59-56	1904V	VINTAGE; Split type bushing
6	Pin Bushing	59-46	8649V	VINTAGE; Split type, thin wall bushing w/.9135" OD
6	Pin Bushing	59-46	8649V20	VINTAGE; Split type, thin wall bushing w/.9135" OD
6	Pin Bushing	55	1904V	VINTAGE; From Ser. No. 17001; Split type bushing

(continued on next page)

Chrysler Car (Incl. Chrysler, DeSoto, Dodge, Plymouth)

24 230 3.8L (3770cc) L-HEAD L6 (12 Valve) (Dodge), 3.25" Bore (Chrysler Eng.), 1 Bbl. 1959-1946 (cont.)

BLOCK	QTY	RINGS	YEARS	PART NO.	DESCRIPTION	BLOCK
	1	Premium Set	59-46	E-108KC Std-60	VINTAGE; 2-3/32, 2-5/32; Premium Chrome	
	1	Standard Set	59-46	E-108X Std-30-40-60	VINTAGE; 2-3/32, 2-5/32; Iron	
	QTY	SLEEVE	YEARS	PART NO.	DESCRIPTION	
	6	Repair Sleeve	59-46	SL-123M Std Only	VINTAGE; 3/32" wall, cut to length; Press fit sleeve	
	QTY	ENGINE BEARINGS	YEARS	PART NO.	DESCRIPTION	
	1	Main Set	59-46	415M Std-10-20-30-40	VINTAGE; w/M/T	
	1	Rod Set	59-46	6-9185CP Std-10-20-30-40	VINTAGE	
	6	Rod Pair	59-46	9185CP Std-10-20-30-40	VINTAGE	
	1	Cam Set	59-46	1010M Std Only	VINTAGE	
	QTY	OIL PUMP	YEARS	PART NO.	DESCRIPTION	
	1	Oil Pump	59-46	224-4160	VINTAGE; w/rotor pump; w/Ext. drive gear; Rotor type	

25 230 3.8L (3770cc) L-HEAD L6 (12 Valve) (Dodge), 3.25" Bore (Chrysler Eng.), 2 Bbl. 1958-1955

VALVE TRAIN	QTY	VALVE	YEARS	PART NO.	DESCRIPTION	VALVE TRAIN
	6	Exhaust	58-55	V-1351 Std Only	VINTAGE; 1.4070" Head Dia., 0.3405" Stem Dia., 4.8410" O.A.L.	
	6	Intake	58-55	V-1086 Std Only	VINTAGE; 1.5310" Head Dia., 0.3405" Stem Dia., 4.8450" O.A.L.	
	QTY	VALVE GUIDE	YEARS	PART NO.	DESCRIPTION	
	6	Guide	58-55	VG-419 Std Only	VINTAGE; Loc. Exh.; 0.3445" ID, 2.8130" O.A.L.	
	6	Guide	58-55	VG-420 Std Only	VINTAGE; Loc. Int.; 0.3425" ID, 2.8130" O.A.L.	
	QTY	VALVE SPRING	YEARS	PART NO.	DESCRIPTION	
	12	Spring	58-55	VS-304 Std Only	VINTAGE; w/o Rotocaps; 2.0000" Free Height	
	12	Spring	58-55	VS-506 Std Only	VINTAGE; w/Rotocaps; Use w/Rotocaps; 1.8570" Free Height	
	QTY	VALVE SEAL	YEARS	PART NO.	DESCRIPTION	
	12	Valve Stem Seal	58	ST-2004 Std Only	Positive type; Installation requires valve guide machining; (RBBTF) Rubber/PTFE	
	12	Valve Stem Seal Bulk	58	ST-2004BC Std Only	Positive type; Installation requires valve guide machining; Carton of 100; (RBBTF) Rubber/PTFE	
	QTY	VALVE SEAT	YEARS	PART NO.	DESCRIPTION	
	6	Seat	58-55	245-1625-1 Std Only	Loc. Int.; 1.6300" OD, 1.3750" ID, 0.2160" Depth	
	6	Seat	58-55	245-1625-1N Std Only	Loc. Int.; Premium Material; 1.6300" OD, 1.3750" ID, 0.2160" Depth	
	QTY	VALVE, MISC	YEARS	PART NO.	DESCRIPTION	
	24	Keeper	58-55	VK-63 Std Only	VINTAGE; 2 groove; Round key groove	

BLOCK	QTY	PISTON	YEARS	PART NO.	DESCRIPTION	BLOCK
	6	Cast Piston	58-55	37P Std-20-30-40-60-80	VINTAGE; Cast; .8591" Pin Dia.; 2 Rings 3/32 Groove, 2 Rings 5/32 Groove, 1.980 CD, Flat Head - 7.8:1 C.R.	
	6	Cast Piston - Individual	58-55	W37P Std-20-30-40-60-80	VINTAGE; Cast; .8591" Pin Dia.; 2 Rings 3/32 Groove, 2 Rings 5/32 Groove, 1.980 CD, Flat Head - 7.8:1 C.R.	
	6	Pin Bushing	58-55	8649XAS	VINTAGE; Full round, thin wall .0055" O/S OD bushing	
	6	Pin Bushing	58-55	8649XA	VINTAGE; Full round, thin wall bushing w/.9150" OD	
	6	Pin Bushing	58-56	1904V	VINTAGE; Split type bushing	
	6	Pin Bushing	58-55	8649V	VINTAGE; Split type, thin wall bushing w/.9135" OD	
	6	Pin Bushing	58-55	8649V20	VINTAGE; Split type, thin wall bushing w/.9135" OD	
	6	Pin Bushing	55	1904V	VINTAGE; From Ser. No. 17001; Split type bushing	
	QTY	RINGS	YEARS	PART NO.	DESCRIPTION	
	1	Premium Set	58-55	E-108KC Std-60	VINTAGE; 2-3/32, 2-5/32; Premium Chrome	
	1	Standard Set	58-55	E-108X Std-30-40-60	VINTAGE; 2-3/32, 2-5/32; Iron	
	QTY	SLEEVE	YEARS	PART NO.	DESCRIPTION	
	6	Repair Sleeve	58-55	SL-123M Std Only	VINTAGE; 3/32" wall, cut to length; Press fit sleeve	
	QTY	ENGINE BEARINGS	YEARS	PART NO.	DESCRIPTION	
	1	Main Set	58-55	415M Std-10-20-30-40	VINTAGE; w/M/T	
	1	Rod Set	58-55	6-9185CP Std-10-20-30-40	VINTAGE	
	6	Rod Pair	58-55	9185CP Std-10-20-30-40	VINTAGE	
	1	Cam Set	58-55	1010M Std Only	VINTAGE	
	QTY	OIL PUMP	YEARS	PART NO.	DESCRIPTION	
	1	Oil Pump	58-55	224-4160	VINTAGE; w/rotor pump; w/Ext. drive gear; Rotor type	

26 236.6 3.9L (3878cc) L-HEAD L6 (12 Valve) (DeSoto), 3.4375" Bore (Chrysler Eng.), 1 Bbl. 1950-1946

VALVE TRAIN	QTY	VALVE	YEARS	PART NO.	DESCRIPTION	VALVE TRAIN
	6	Exhaust	50-49	V-1004 Std Only	VINTAGE; 1.5010" Head Dia., 0.3400" Stem Dia., 4.8450" O.A.L.	
	6	Intake	50-46	V-1005 Std Only	VINTAGE; 1.7180" Head Dia., 0.3410" Stem Dia., 4.8450" O.A.L.	

(continued on next page)

Chrysler Car (Incl. Chrysler, DeSoto, Dodge, Plymouth)

236.6 3.9L (3878cc) L-HEAD L6 (12 Valve) (DeSoto), 3.4375" Bore (Chrysler Eng.), 1 Bbl. 1950-1946 26
(cont.)

QTY	VALVE GUIDE	YEARS	PART NO.	DESCRIPTION
6	Guide	50-46	VG-419 Std Only	VINTAGE; Loc. Exh.; 0.3445" ID, 2.8130" O.A.L
6	Guide	50-46	VG-420 Std Only	VINTAGE; Loc. Int.; 0.3425" ID, 2.8130" O.A.L
QTY	VALVE SPRING	YEARS	PART NO.	DESCRIPTION
6	Spring	50-46	VS-304 Std Only	VINTAGE; w/o Rotocaps; 2.0000" Free Height
6	Spring	50-46	VS-506 Std Only	VINTAGE; w/Rotocaps; Use w/Rotocaps; 1.8570" Free Height
QTY	VALVE, MISC	YEARS	PART NO.	DESCRIPTION
24	Keeper	50-46	VK-63 Std Only	VINTAGE; 2 groove; Round key groove
QTY	PISTON	YEARS	PART NO.	DESCRIPTION
6	Cast Piston	50-46	32NP Std-20-30-40-60	VINTAGE; Cast; .8591" Pin Dia.; 2 Rings 3/32 Groove, 2 Rings 5/32 Groove, 1.977 CD, Flat Head - 6.9:1 C.R.
6	Cast Piston - Individual	50-46	W32NP Std-20-30-40-60	VINTAGE; Cast; .8591" Pin Dia.; 2 Rings 3/32 Groove, 2 Rings 5/32 Groove, 1.977 CD, Flat Head - 6.9:1 C.R.
6	Pin Bushing	50-46	8649XAS	VINTAGE; Full round, thin wall .0055" O/S OD bushing
6	Pin Bushing	50-46	8649XA	VINTAGE; Full round, thin wall bushing w/.9150" OD
6	Pin Bushing	50-46	8649V	VINTAGE; Split type, thin wall bushing w/.9135" OD
6	Pin Bushing	50-46	8649V20	VINTAGE; Split type, thin wall bushing w/.9135" OD
QTY	RINGS	YEARS	PART NO.	DESCRIPTION
1	Standard Set	50-46	E-107X Std-30-40	VINTAGE; 2-3/32, 2-5/32; Iron
QTY	ENGINE BEARINGS	YEARS	PART NO.	DESCRIPTION
1	Main Set	50-46	485M Std-10-20-30	VINTAGE
6	Rod Pair	50-46	9560CPA Std-10-20-30-40	VINTAGE
1	Cam Set	50-46	1011M Std Only	VINTAGE
QTY	OIL PUMP	YEARS	PART NO.	DESCRIPTION
1	Oil Pump	50-46	224-4160	VINTAGE; Rotor type

241.4 4.0L (3957cc) OHV V8 (16 Valve) (Dodge), 3.4375" Bore (Chrysler Eng.), 2 Bbl. 1954-1953 27

QTY	CAMSHAFT/LIFTER	YEARS	PART NO.	DESCRIPTION
16	Lifter	54-53	HT-812 Std Only	VINTAGE; Hyd.; 1.830" - 1.860" Length
16	Lifter, Bulk	54-53	HT-812B Std Only	VINTAGE; Hyd.; Carton of 117; 1.830" - 1.860" Length
QTY	VALVE, MISC	YEARS	PART NO.	DESCRIPTION
16	Keeper	54-53	VK-174 Std Only	Loc. Exh.; 4 groove
16	Keeper	54-53	VK-174R Std Only	Loc. Exh.; 4 groove; Hardened
16	Keeper	54-53	VK-66 Std Only	Loc. Int.; 2 groove
16	Keeper	54-53	VK-66R Std Only	Loc. Int.; 2 groove; Hardened
QTY	SLEEVE	YEARS	PART NO.	DESCRIPTION
8	Repair Sleeve	54-53	SL-14M Std Only	VINTAGE; 3/32" wall, must be cut to correct length

251 4.1L (4114cc) L-HEAD L6 (12 Valve) (Chrysler), 3.4375" Bore (Chrysler Eng.), 1 Bbl. 1954-1946 28

QTY	VALVE	YEARS	PART NO.	DESCRIPTION
6	Exhaust	54-49	V-1004 Std Only	VINTAGE; 1.5010" Head Dia., 0.3400" Stem Dia., 4.8450" O.A.L.
6	Exhaust	48	V-1004 Std Only	VINTAGE; From Ser. No. 175886; 1.5010" Head Dia., 0.3400" Stem Dia., 4.8450" O.A.L.
6	Intake	54-46	V-1005 Std Only	VINTAGE; 1.7180" Head Dia., 0.3410" Stem Dia., 4.8450" O.A.L.
QTY	VALVE GUIDE	YEARS	PART NO.	DESCRIPTION
6	Guide	54-46	VG-419 Std Only	VINTAGE; Loc. Exh.; 0.3445" ID, 2.8130" O.A.L
6	Guide	54-46	VG-420 Std Only	VINTAGE; Loc. Int.; 0.3425" ID, 2.8130" O.A.L
QTY	VALVE SPRING	YEARS	PART NO.	DESCRIPTION
6	Spring	54-46	VS-304 Std Only	VINTAGE; w/o Rotocaps; 2.0000" Free Height
6	Spring	54-46	VS-506 Std Only	VINTAGE; w/Rotocaps; Use w/Rotocaps; 1.8570" Free Height
QTY	VALVE, MISC	YEARS	PART NO.	DESCRIPTION
24	Keeper	54-46	VK-63 Std Only	VINTAGE; 2 groove; Round key groove
QTY	PISTON	YEARS	PART NO.	DESCRIPTION
6	Cast Piston	54-46	32NP Std-20-30-40-60	VINTAGE; Cast; .8591" Pin Dia.; 2 Rings 3/32 Groove, 2 Rings 5/32 Groove, 1.977 CD, Flat Head - 6.9:1 C.R.
6	Cast Piston - Individual	54-46	W32NP Std-20-30-40-60	VINTAGE; Cast; .8591" Pin Dia.; 2 Rings 3/32 Groove, 2 Rings 5/32 Groove, 1.977 CD, Flat Head - 6.9:1 C.R.
6	Pin Bushing	54-46	8649XAS	VINTAGE; Full round, thin wall .0055" O/S OD bushing
6	Pin Bushing	54-46	8649XA	VINTAGE; Full round, thin wall bushing w/.9150" OD
6	Pin Bushing	54-46	8649V	VINTAGE; Split type, thin wall bushing w/.9135" OD
6	Pin Bushing	54-46	8649V20	VINTAGE; Split type, thin wall bushing w/.9135" OD
QTY	RINGS	YEARS	PART NO.	DESCRIPTION
1	Standard Set	54-46	E-107X Std-30-40	VINTAGE; 2-3/32, 2-5/32; Iron

(continued on next page)

Chrysler Car (Incl. Chrysler, DeSoto, Dodge, Plymouth)

28 251 4.1L (4114cc) L-HEAD L6 (12 Valve) (Chrysler), 3.4375" Bore (Chrysler Eng.), 1 Bbl. 1954-1946 (cont.)

QTY	ENGINE BEARINGS	YEARS	PART NO.	DESCRIPTION
1	Main Set	54-46	485M Std-10-20-30	VINTAGE
6	Rod Pair	54-46	9560CPA Std-10-20-30-40	VINTAGE
1	Cam Set	54-46	1011M Std Only	VINTAGE
QTY	OIL PUMP	YEARS	PART NO.	DESCRIPTION
1	Oil Pump	54-46	224-4160	VINTAGE; Rotor type

29 260 4.3L (4261cc) OHV V8 (16 Valve) (Plymouth), 3.5625" Bore (Chrysler Eng.), 2 Bbl. 1955

QTY	CAMSHAFT/LIFTER	YEARS	PART NO.	DESCRIPTION
16	Lifter	55	HT-812 Std Only	VINTAGE; Hyd.; 1.830" - 1.860" Length
16	Lifter, Bulk	55	HT-812B Std Only	VINTAGE; Hyd.; Carton of 117; 1.830" - 1.860" Length
QTY	VALVE SPRING	YEARS	PART NO.	DESCRIPTION
16	Spring	55	VS-510 Std Only	2.0000" Free Height
QTY	VALVE SEAL	YEARS	PART NO.	DESCRIPTION
16	Valve Stem Seal	55	ST-2002 Std Only	Installation requires valve guide machining; (PLY) Polyacrylate
16	Valve Stem Seal Bulk	55	ST-2002BC Std Only	Positive type; Installation requires valve guide machining; Carton of 100; (PLY) Polyacrylate
QTY	VALVE, MISC	YEARS	PART NO.	DESCRIPTION
32	Keeper	55	VK-174 Std Only	4 groove
32	Keeper	55	VK-174R Std Only	4 groove; Hardened

30 260 4.3L (4261cc) OHV V8 (16 Valve) (Plymouth), 3.5625" Bore (Chrysler Eng.), 4 Bbl. 1955

QTY	CAMSHAFT/LIFTER	YEARS	PART NO.	DESCRIPTION
16	Lifter	55	HT-812 Std Only	VINTAGE; Hyd.; 1.830" - 1.860" Length
16	Lifter, Bulk	55	HT-812B Std Only	VINTAGE; Hyd.; Carton of 117; 1.830" - 1.860" Length
QTY	VALVE SPRING	YEARS	PART NO.	DESCRIPTION
16	Spring	55	VS-510 Std Only	2.0000" Free Height
QTY	VALVE SEAL	YEARS	PART NO.	DESCRIPTION
16	Valve Stem Seal	55	ST-2002 Std Only	Installation requires valve guide machining; (PLY) Polyacrylate
16	Valve Stem Seal Bulk	55	ST-2002BC Std Only	Positive type; Installation requires valve guide machining; Carton of 100; (PLY) Polyacrylate
QTY	VALVE, MISC	YEARS	PART NO.	DESCRIPTION
32	Keeper	55	VK-174 Std Only	4 groove
32	Keeper	55	VK-174R Std Only	4 groove; Hardened

31 265 4.3L (4343cc) L-HEAD L6 (12 Valve) (Chrysler), 3.4375" Bore (Chrysler Eng.), 1 Bbl. 1954-1952

QTY	VALVE	YEARS	PART NO.	DESCRIPTION
6	Exhaust	54-52	V-1004 Std Only	VINTAGE; 1.5010" Head Dia., 0.3400" Stem Dia., 4.8450" O.A.L.
6	Intake	54-52	V-1005 Std Only	VINTAGE; 1.7180" Head Dia., 0.3410" Stem Dia., 4.8450" O.A.L.
QTY	VALVE GUIDE	YEARS	PART NO.	DESCRIPTION
6	Guide	54-52	VG-419 Std Only	VINTAGE; Loc. Exh.; 0.3445" ID, 2.8130" O.A.L.
6	Guide	54-52	VG-420 Std Only	VINTAGE; Loc. Int.; 0.3425" ID, 2.8130" O.A.L.
QTY	VALVE SPRING	YEARS	PART NO.	DESCRIPTION
12	Spring	54-52	VS-304 Std Only	VINTAGE; w/o Rotocaps; 2.0000" Free Height
12	Spring	54-52	VS-506 Std Only	VINTAGE; w/Rotocaps; Use w/Rotocaps; 1.8570" Free Height
QTY	VALVE, MISC	YEARS	PART NO.	DESCRIPTION
24	Keeper	54-52	VK-63 Std Only	VINTAGE; 2 groove; Round key groove
QTY	PISTON	YEARS	PART NO.	DESCRIPTION
6	Cast Piston	54-52	32NP Std-20-30-40-60	VINTAGE; Cast; .8591" Pin Dia.; 2 Rings 3/32 Groove, 2 Rings 5/32 Groove, 1.977 CD, Flat Head - 6.9:1 C.R.
6	Cast Piston - Individual	54-52	W32NP Std-20-30-40-60	VINTAGE; Cast; .8591" Pin Dia.; 2 Rings 3/32 Groove, 2 Rings 5/32 Groove, 1.977 CD, Flat Head - 6.9:1 C.R.
6	Pin Bushing	54-52	8649XAS	VINTAGE; Full round, thin wall .0055" O/S OD bushing
6	Pin Bushing	54-52	8649XA	VINTAGE; Full round, thin wall bushing w/.9150" OD
6	Pin Bushing	54-52	8649V	VINTAGE; Split type, thin wall bushing w/.9135" OD
6	Pin Bushing	54-52	8649V20	VINTAGE; Split type, thin wall bushing w/.9135" OD
QTY	RINGS	YEARS	PART NO.	DESCRIPTION
1	Standard Set	54-52	E-107X Std-30-40	VINTAGE; 2-3/32, 2-5/32; Iron
QTY	ENGINE BEARINGS	YEARS	PART NO.	DESCRIPTION
1	Main Set	54-52	485M Std-10-20-30	VINTAGE
6	Rod Pair	54-52	9560CPA Std-10-20-30-40	VINTAGE

(continued on next page)

Chrysler Car (Incl. Chrysler, DeSoto, Dodge, Plymouth)

265 4.3L (4343cc) L-HEAD L6 (12 Valve) (Chrysler), 3.4375" Bore (Chrysler Eng.), 1 Bbl. 1954-1952 31
(cont.)

QTY	ENGINE BEARINGS (cont.)	YEARS	PART NO.	DESCRIPTION
1	Cam Set	54-52	1011M Std Only	VINTAGE

270 4.4L (4425cc) OHV V8 (16 Valve) (Dodge/Plymouth), 3.625" Bore (Chrysler Eng.), 2 Bbl. 1956-1955 32

QTY	TIMING	YEARS	PART NO.	DESCRIPTION
1	Timing Chain	56	222-160	Dodge Coronet Base, Custom Base, Sierra Base; Double rlr.; 68 Links
1	Timing Chain	56-55	222-348	VINTAGE; Silent type; 68 Links
1	Timing Chain	55	222-160	Double rlr.; 68 Links
1	Crank Sprocket	56-55	223-274	VINTAGE; Use w/silent type chain; .750" wide sprocket; 23 Teeth
1	Cam Sprocket	56-55	223-273	VINTAGE; 46 Teeth
QTY	CAMSHAFT/LIFTER	YEARS	PART NO.	DESCRIPTION
16	Lifter	56-55	HT-812 Std Only	VINTAGE; Hyd.; 1.830" - 1.860" Length
16	Lifter, Bulk	56-55	HT-812B Std Only	VINTAGE; Hyd.; Carton of 117; 1.830" - 1.860" Length
QTY	VALVE SEAL	YEARS	PART NO.	DESCRIPTION
16	Valve Stem Seal	56-55	ST-2002 Std Only	Installation requires valve guide machining; (PLY) Polyacrylate
8	Valve Stem Seal	56	MV-1771C Std Only	Loc. Int.; Umbrella type; (PLY) Polyacrylate
8	Valve Stem Seal Bulk	56	MV-1771 Std Only	Loc. Int.; Umbrella type; Carton of 100; (PLY) Polyacrylate
16	Valve Stem Seal Bulk	56-55	ST-2002BC Std Only	Positive type; Installation requires valve guide machining; Carton of 100; (PLY) Polyacrylate
QTY	VALVE, MISC	YEARS	PART NO.	DESCRIPTION
16	Keeper	56-55	VK-66 Std Only	2 groove
16	Keeper	56-55	VK-66R Std Only	2 groove; Hardened
16	Keeper	56-55	VK-174 Std Only	4 groove
16	Keeper	56-55	VK-174R Std Only	4 groove; Hardened
QTY	PISTON	YEARS	PART NO.	DESCRIPTION
8	Pin Bushing	56-55	1904V	VINTAGE; Split type bushing
QTY	RINGS	YEARS	PART NO.	DESCRIPTION
1	Standard Set	56-55	E-239X Std-30-40	VINTAGE; 2-5/64, 1-3/16; Iron
QTY	SLEEVE	YEARS	PART NO.	DESCRIPTION
8	Repair Sleeve	56-55	SL-17M Std Only	VINTAGE; 3/32" wall, must be cut to correct length & notched

270 4.4L (4425cc) OHV V8 (16 Valve) (Dodge/Plymouth), 3.625" Bore (Chrysler Eng.), 4 Bbl. 1955 33

QTY	TIMING	YEARS	PART NO.	DESCRIPTION
1	Timing Chain	55	222-348	VINTAGE; Silent type; 68 Links
1	Crank Sprocket	55	223-274	VINTAGE; Use w/silent type chain; .750" wide sprocket; 23 Teeth
1	Cam Sprocket	55	223-273	Exc. Dodge Coronet Base, Custom Base; VINTAGE; 46 Teeth
QTY	CAMSHAFT/LIFTER	YEARS	PART NO.	DESCRIPTION
16	Lifter	55	HT-812 Std Only	VINTAGE; Hyd.; 1.830" - 1.860" Length
16	Lifter, Bulk	55	HT-812B Std Only	VINTAGE; Hyd.; Carton of 117; 1.830" - 1.860" Length
QTY	VALVE SEAL	YEARS	PART NO.	DESCRIPTION
16	Valve Stem Seal	55	ST-2002 Std Only	Installation requires valve guide machining; (PLY) Polyacrylate
16	Valve Stem Seal Bulk	55	ST-2002BC Std Only	Positive type; Installation requires valve guide machining; Carton of 100; (PLY) Polyacrylate
QTY	VALVE, MISC	YEARS	PART NO.	DESCRIPTION
16	Keeper	55	VK-66 Std Only	2 groove
16	Keeper	55	VK-66R Std Only	2 groove; Hardened
16	Keeper	55	VK-174 Std Only	4 groove
16	Keeper	55	VK-174R Std Only	4 groove; Hardened
QTY	PISTON	YEARS	PART NO.	DESCRIPTION
8	Pin Bushing	55	1904V	VINTAGE; Split type bushing
QTY	RINGS	YEARS	PART NO.	DESCRIPTION
1	Standard Set	55	E-239X Std-30-40	VINTAGE; 2-5/64, 1-3/16; Iron
QTY	SLEEVE	YEARS	PART NO.	DESCRIPTION
8	Repair Sleeve	55	SL-17M Std Only	VINTAGE; 3/32" wall, must be cut to correct length & notched

273 4.5L (4474cc) OHV V8 (16 Valve), 3.625" Bore (Chrysler Eng.), 2 Bbl. "VIN D" 1969-1966 34

QTY	TIMING	YEARS	PART NO.	DESCRIPTION
1	3 Piece Set	69-66	KT3-361S	Incl. silent type chain; (1) 222-361; (1) 223-358; (1) 223-359

(continued on next page)

Chrysler Car (Incl. Chrysler, DeSoto, Dodge, Plymouth)

34 273 4.5L (4474cc) OHV V8 (16 Valve), 3.625" Bore (Chrysler Eng.), 2 Bbl. "VIN D" 1969-1966
(cont.)

QTY	TIMING (cont.)	YEARS	PART NO.	DESCRIPTION
1	Timing Set w/Gaskets	69-66	CTS-3000	Incl. silent type chain
1	Timing Chain	69-66	222-361	Silent type; 68 Links
1	Crank Sprocket	69-66	223-359	Use w/silent type chain; .405" tooth width sprocket; 23 Teeth
1	Cam Sprocket	69-66	223-358	Use w/silent type chain; 46 Teeth
QTY	CAMSHAFT/LIFTER	YEARS	PART NO.	DESCRIPTION
1	Camshaft	69-68	CS-645	Hyd.; Hydraulic, (050) Duration at .050 Lobe Lift, 192 Exh., 181 Int., 109 Degrees Lobe Separation
1	Prelube		55-403 Std Only	1.5 oz. packet
1	Prelube		55-400 Std Only	4 oz. bottle; 1.5 oz. packet No. 55-403 also avail.
16	Lifter	69-68	HT-2011 Std Only	Hyd.; w/2 grooves
16	Lifter	69-68	HT-2011R Std Only	Speed-Pro Hi-Revolution Hyd.
16	Lifter	67-66	AT-2084 Std Only	VINTAGE; Dumbbell shaped mech.
16	Lifter, Bulk	69-68	HT-2011B Std Only	Hyd.; w/2 grooves; Carton of 117
16	Lifter, Bulk	67-66	AT-2084B Std Only	Dumbbell shaped mech.; Carton of 117
QTY	CAM KIT	YEARS	PART NO.	DESCRIPTION
1	Cam/Lifter Kit	69-68	KC-645	Hyd.; (1) 55-403B; (1) CS-645; (16) HT-2011
1	Cam/Lifter/Timing Kit	69-68	KCT-645	Hyd.; Incl. silent type chain; (1) 55-403B; (1) CS-645; (16) HT-2011; (1) KT3-361S
QTY	PUSH ROD	YEARS	PART NO.	DESCRIPTION
16	Push Rod	69-68	RP-3194 Std Only	.312" dia. ball at both ends; 7.5000" O.A.L.
16	Push Rod	67-66	RP-3219R 100	Ball & socket type ends; Chrome-Moly; 7.3900" O.A.L.
16	Push Rod	67-66	RP-3107 Std Only	VINTAGE; 7.6580" O.A.L.
16	Push Rod, Bulk	69-68	BRP-3194 Std Only	.312" dia. ball at both ends; Carton of 100; 7.5000" O.A.L.
QTY	ROCKER PARTS	YEARS	PART NO.	DESCRIPTION
8	Arm	69-68	R-861 Std Only	Loc. L.H.
8	Arm	69-68	R-862 Std Only	Loc. R.H.
8	Arm, Bulk	69-68	R-861B Std Only	Loc. L.H.; Carton of 64
8	Arm, Bulk	69-68	R-862B Std Only	Loc. R.H.; Carton of 64
2	Rocker Shaft	69-68	RS-626 Std Only	
QTY	VALVE	YEARS	PART NO.	DESCRIPTION
8	Exhaust	69-66	V-2029 Std-5-15	VINTAGE; 4 groove; Chrome plated stem; 1.5000" Head Dia., 0.3715" Stem Dia., 5.0020" O.A.L.
8	Exhaust, Bulk	69-66	V-2029B 15	4 groove; Chrome plated stem; Carton of 25; 1.5000" Head Dia., 0.3914" Stem Dia., 5.0020" O.A.L.
8	Intake	69-66	V-1722 Std-5-15	2 groove; 1.7800" Head Dia., 0.3725" Stem Dia., 4.9790" O.A.L.
QTY	VALVE SPRING	YEARS	PART NO.	DESCRIPTION
16	Spring	69-66	VS-510 Std Only	2.0000" Free Height
QTY	VALVE SEAL	YEARS	PART NO.	DESCRIPTION
16	Valve Stem Seal	69-66	ST-2002 Std Only	Exc. Eng. w/double valve springs; Installation requires valve guide machining; (PLY) Polyacrylate
8	Valve Stem Seal	69-66	MV-1771C Std Only	Loc. Int.; Umbrella type; (PLY) Polyacrylate
16	Valve Stem Seal	69-66	ST-2014 Std Only	Use w/repair guide; Positive type; Installation requires valve guide machining; (TFL) PTFE
16	Valve Stem Seal Bulk	69-66	ST-2002BC Std Only	Exc. Eng. w/double valve springs; Positive type; Installation requires valve guide machining; Carton of 100; (PLY) Polyacrylate
8	Valve Stem Seal Bulk	69-66	MV-1771 Std Only	Loc. Int.; Umbrella type; Carton of 100; (PLY) Polyacrylate
16	Valve Stem Seal Bulk	69-66	ST-2014BC Std Only	Use w/repair guide; Positive type; Installation requires valve guide machining; Carton of 100; (TFL) PTFE
QTY	VALVE SEAT	YEARS	PART NO.	DESCRIPTION
8	Seat	69-66	245-1625-2 Std Only	Loc. Exh.; 1.6300" OD, 1.3750" ID, 0.2480" Depth
8	Seat	69-66	245-1625-2N Std Only	Loc. Exh.; Premium Material; 1.6300" OD, 1.3750" ID, 0.2480" Depth
8	Seat	69-66	245-1812-1 Std Only	Loc. Int.; 1.8175" OD, 1.5625" ID, 0.2480" Depth
8	Seat	69-66	245-1812-1N Std Only	Loc. Int.; Premium Material; 1.8175" OD, 1.5625" ID, 0.2480" Depth
QTY	VALVE, MISC	YEARS	PART NO.	DESCRIPTION
16	Keeper	69-66	VK-174 Std Only	Loc. Exh.; 4 groove
16	Keeper	69-66	VK-174R Std Only	Loc. Exh.; 4 groove; Hardened
16	Keeper	69-66	VK-66 Std Only	Loc. Int.; 2 groove
16	Keeper	69-66	VK-66R Std Only	Loc. Int.; 2 groove; Hardened
16	Spring Insert	69-66	259-102C Std Only	.015"; Carton of 100
16	Spring Insert	69-66	259-102B Std Only	.030"; Carton of 100
16	Spring Insert	69-66	259-102A Std Only	.060"; Carton of 100
16	Spring Insert	69-66	259-502A Std Only	.060"; Carton of 50; O/S O.D. 1.542"
QTY	PISTON	YEARS	PART NO.	DESCRIPTION
8	Pin Bushing	69-66	2134Y	

VALVE TRAIN

VALVE TRAIN

(continued on next page)

Chrysler Car (Incl. Chrysler, DeSoto, Dodge, Plymouth)

273 4.5L (4474cc) OHV V8 (16 Valve), 3.625" Bore (Chrysler Eng.), 2 Bbl. "VIN D" 1969-1966 34
(cont.)

	QTY	PART NO.	YEARS	DESCRIPTION
BLOCK	8	PISTON (cont.) Pin Bushing	69-66	2134Y20 VINTAGE; w/.020" extra bore stock
	1	RINGS Standard Set	69-66	E-239X Std-30-40 VINTAGE; 2-5/64, 1-3/16; Iron
	8	SLEEVE Repair Sleeve	69-66	SL-17M Std Only VINTAGE; 3/32" wall, must be cut to correct length & notched
	1	ENGINE BEARINGS Main Set	69-66	4923MA Std-1-10-20-30-40-50-60 VINTAGE; A-Series aluminum bearings
	1	Main Set	69-66	7452MA 20 20 VINTAGE; A-Series aluminum bearings ; .10MM O/S length flange brg.
	1	Rod Set	69-66	8-2130CP Std-1-10-20-30-40-50 8-2130CA 60 avail. as unplated & resizeable
	1	Rod Set	69-66	8-7125CH Std-1X-10 Race Performance
	1	Rod Set	69-66	8-2130CA 60 60 Unplated & resizeable
	1	Rod Set	69-66	8-2130CP 10X2 10X2 Use in .002" O/S Rod Bore
	8	Rod Pair	69-66	2130CP Std-1-2-10-20-30-40
	1	Cam Set	69-66	1484M Std Only
	1	Cam Set	69-66	1451M Std Only VINTAGE; .760" length ctr. brg.
	1	OIL PUMP Oil Pump	69-66	224-4166 DESCRIPTION
	1	Oil Pump	69-66	224-4166V High Volume, check pan for clearance
	1	Inter. Shaft	69-66	224-6166
	1	Screen Assy.	69-66	224-1166
	1	GASKETS Kit Gasket Set	69-66	260-1153 DESCRIPTION VINTAGE; Premium valve stem seals incl.
	1	FREEZE PLUGS Brass Block Plug Kit	69-66	381-8010 DESCRIPTION
	1	Steel Block Plug Kit	69-66	381-4014
	1	Brass Deep Cup Freeze Plug	69-66	381-9001 VINTAGE; 1.625" Diameter
	1	Brass Shallow Cup Freeze Plug	69-66	381-7110 1.250" Diameter
	1	Steel Deep Cup Freeze Plug	69-66	381-3041 1.625" Diameter
	1	Steel Deep Cup Freeze Plug	69-66	381-3054 19/32" Diameter
	1	Steel Disc Type Freeze Plug	69-66	381-1020 1.875" Diameter
	1	Steel Shallow Cup Freeze Plug	69-66	381-3099 1.250" Diameter

273 4.5L (4474cc) OHV V8 (16 Valve), 3.625" Bore (Chrysler Eng.), 4 Bbl. "VIN D" 1969-1966 35

	QTY	PART NO.	YEARS	DESCRIPTION
VALVE TRAIN	1	TIMING 3 Piece Set	69-66	KT3-361S Incl. silent type chain; (1) 222-361; (1) 223-358; (1) 223-359
	1	Timing Set w/Gaskets	69-66	CTS-3000 Incl. silent type chain
	1	Timing Chain	69-66	222-361 Silent type; 68 Links
	1	Crank Sprocket	69-66	223-359 Use w/silent type chain; .405" tooth width sprocket; 23 Teeth
	1	Cam Sprocket	69-66	223-358 Use w/silent type chain; 46 Teeth
	1	CAMSHAFT/LIFTER Camshaft	69-68	CS-645 DESCRIPTION Hyd.; Hydraulic, (050) Duration at .050 Lobe Lift, 192 Exh., 181 Int., 109 Degrees Lobe Separation
	1	Prelube		55-403 Std Only 1.5 oz. packet
	1	Prelube		55-400 Std Only 4 oz. bottle; 1.5 oz. packet No. 55-403 also avail.
	16	Lifter	69-68	HT-2011 Std Only Hyd.; w/2 grooves
	16	Lifter	69-68	HT-2011R Std Only Speed-Pro Hi-Revolution Hyd.
	16	Lifter	67-66	AT-2084 Std Only VINTAGE; Dumbbell shaped mech.
	16	Lifter, Bulk	69-68	HT-2011B Std Only Hyd.; w/2 grooves; Carton of 117
	16	Lifter, Bulk	67-66	AT-2084B Std Only Dumbbell shaped mech.; Carton of 117
	1	CAM KIT Cam/Lifter Kit	69-68	KC-645 DESCRIPTION Hyd.; (1) 55-403B; (1) CS-645; (16) HT-2011
	1	Cam/Lifter/Timing Kit	69-68	KCT-645 Hyd.; Incl. silent type chain; (1) 55-403B; (1) CS-645; (16) HT-2011; (1) KT3-361S
	16	PUSH ROD Push Rod	69-68	RP-3194 Std Only DESCRIPTION .312" dia. ball at both ends; 7.5000" O.A.L.
	16	Push Rod	67-66	RP-3219R 100 100 Ball & socket type ends; Chrome-Moly; 7.3900" O.A.L.
	16	Push Rod	67-66	RP-3107 Std Only VINTAGE; 7.6580" O.A.L.
	16	Push Rod, Bulk	69-68	BRP-3194 Std Only .312" dia. ball at both ends; Carton of 100; 7.5000" O.A.L.
	8	ROCKER PARTS Arm	69-68	R-861 Std Only DESCRIPTION Loc. L.H.
	8	Arm	69-68	R-862 Std Only Loc. R.H.
	8	Arm, Bulk	69-68	R-861B Std Only Loc. L.H.; Carton of 64
	8	Arm, Bulk	69-68	R-862B Std Only Loc. R.H.; Carton of 64

(continued on next page)

Chrysler Car (Incl. Chrysler, DeSoto, Dodge, Plymouth)

35 273 4.5L (4474cc) OHV V8 (16 Valve), 3.625" Bore (Chrysler Eng.), 4 Bbl. "VIN D" 1969-1966
(cont.)

QTY	ROCKER PARTS (cont.)	YEARS	PART NO.	DESCRIPTION
2	Rocker Shaft	69-68	RS-626 Std Only	
8	VALVE Exhaust	69-66	V-2029 Std-5-15	DESCRIPTION VINTAGE; 4 groove; Chrome plated stem; 1.5000" Head Dia., 0.3715" Stem Dia., 5.0020" O.A.L.
8	Exhaust, Bulk	69-66	V-2029B 15 15	4 groove; Chrome plated stem; Carton of 25; 1.5000" Head Dia., 0.3914" Stem Dia., 5.0020" O.A.L.
8	Intake	69-66	V-1722 Std-5-15	2 groove; 1.7800" Head Dia., 0.3725" Stem Dia., 4.9790" O.A.L.
16	VALVE SPRING Spring	69-66	VS-510 Std Only	DESCRIPTION 2.0000" Free Height
16	VALVE SEAL Valve Stem Seal	69-66	ST-2002 Std Only	DESCRIPTION Exc. Eng. w/double valve springs; Installation requires valve guide machining; (PLY) Polyacrylate
8	Valve Stem Seal	69-66	MV-1771C Std Only	Loc. Int.; Umbrella type; (PLY) Polyacrylate
16	Valve Stem Seal	69-66	ST-2014 Std Only	Use w/repair guide; Positive type; Installation requires valve guide machining; (TFL) PTFE
16	Valve Stem Seal Bulk	69-66	ST-2002BC Std Only	Exc. Eng. w/double valve springs; Positive type; Installation requires valve guide machining; Carton of 100; (PLY) Polyacrylate
8	Valve Stem Seal Bulk	69-66	MV-1771 Std Only	Loc. Int.; Umbrella type; Carton of 100; (PLY) Polyacrylate
16	Valve Stem Seal Bulk	69-66	ST-2014BC Std Only	Use w/repair guide; Positive type; Installation requires valve guide machining; Carton of 100; (TFL) PTFE
8	VALVE SEAT Seat	69-66	245-1625-2 Std Only	DESCRIPTION Loc. Exh.; 1.6300" OD, 1.3750" ID, 0.2480" Depth
8	Seat	69-66	245-1625-2N Std Only	Loc. Exh.; Premium Material; 1.6300" OD, 1.3750" ID, 0.2480" Depth
8	Seat	69-66	245-1812-1 Std Only	Loc. Int.; 1.8175" OD, 1.5625" ID, 0.2480" Depth
8	Seat	69-66	245-1812-1N Std Only	Loc. Int.; Premium Material; 1.8175" OD, 1.5625" ID, 0.2480" Depth
16	VALVE, MISC Keeper	69-66	VK-174 Std Only	DESCRIPTION Loc. Exh.; 4 groove
16	Keeper	69-66	VK-174R Std Only	Loc. Exh.; 4 groove; Hardened
16	Keeper	69-66	VK-66 Std Only	Loc. Int.; 2 groove
16	Keeper	69-66	VK-66R Std Only	Loc. Int.; 2 groove; Hardened
16	Spring Insert	69-66	259-102C Std Only	.015"; Carton of 100
16	Spring Insert	69-66	259-102B Std Only	.030"; Carton of 100
16	Spring Insert	69-66	259-102A Std Only	.060"; Carton of 100
16	Spring Insert	69-66	259-502A Std Only	.060"; Carton of 50; O/S O.D. 1.542"
8	PISTON Pin Bushing	69-66	2134Y	DESCRIPTION
8	Pin Bushing	69-66	2134Y20	VINTAGE; w/.020" extra bore stock
1	RINGS Standard Set	69-66	E-239X Std-30-40	DESCRIPTION VINTAGE; 2-5/64, 1-3/16; Iron
8	SLEEVE Repair Sleeve	69-66	SL-17M Std Only	DESCRIPTION VINTAGE; 3/32" wall, must be cut to correct length & notched
1	ENGINE BEARINGS Main Set	69-66	4923MA Std-1-10-20-30-40-50-60	DESCRIPTION VINTAGE; A-Series aluminum bearings
1	Main Set	69-66	7452MA 20 20	VINTAGE; A-Series aluminum bearings ; .10MM O/S length flange brg.
1	Rod Set	69-66	8-2130CP Std-1-10-20-30-40-50	8-2130CA 60 avail. as unplated & resizeable
1	Rod Set	69-66	8-7125CH Std-1X-10	Race Performance
1	Rod Set	69-66	8-2130CA 60 60	Unplated & resizeable
1	Rod Set	69-66	8-2130CP 10X2 10X2	Use in .002" O/S Rod Bore
8	Rod Pair	69-66	2130CP Std-1-2-10-20-30-40	
1	Cam Set	69-66	1484M Std Only	
1	Cam Set	69-66	1451M Std Only	VINTAGE; .760" length ctr. brg.
1	OIL PUMP Oil Pump	69-66	224-4166	DESCRIPTION
1	Oil Pump	69-66	224-4166V	High Volume, check pan for clearance
1	Inter. Shaft	69-66	224-6166	
1	Screen Assy.	69-66	224-1166	
1	GASKETS Kit Gasket Set	69-66	260-1153	DESCRIPTION VINTAGE; Premium valve stem seals incl.
1	FREEZE PLUGS Brass Block Plug Kit	69-66	381-8010	DESCRIPTION

VALVE TRAIN

VALVE TRAIN

BLOCK

BLOCK

(continued on next page)

Chrysler Car (Incl. Chrysler, DeSoto, Dodge, Plymouth)

273 4.5L (4474cc) OHV V8 (16 Valve), 3.625" Bore (Chrysler Eng.), 4 Bbl. "VIN D" 1969-1966 35
(cont.)

BLOCK	QTY	FREEZE PLUGS (cont.)	YEARS	PART NO.	DESCRIPTION	BLOCK
	1	Steel Block Plug Kit	69-66	381-4014		
	1	Brass Deep Cup Freeze Plug	69-66	381-9001	VINTAGE; 1.625" Diameter	
	1	Brass Shallow Cup Freeze Plug	69-66	381-7110	1.250" Diameter	
	1	Steel Deep Cup Freeze Plug	69-66	381-3041	1.625" Diameter	
	1	Steel Deep Cup Freeze Plug	69-66	381-3054	19/32" Diameter	
	1	Steel Disc Type Freeze Plug	69-66	381-1020	1.875" Diameter	
	1	Steel Shallow Cup Freeze Plug	69-66	381-3099	1.250" Diameter	

273 4.5L (4474cc) OHV V8 (16 Valve), 3.625" Bore (Chrysler Eng.), 2 Bbl. "Eng. Code A273" 1965 36

VALVE TRAIN	QTY	TIMING	YEARS	PART NO.	DESCRIPTION	VALVE TRAIN
	1	3 Piece Set	65	KT3-361S	Incl. silent type chain; (1) 222-361; (1) 223-358; (1) 223-359	
	1	Timing Set w/Gaskets	65	CTS-3000	Incl. silent type chain	
	1	Timing Chain	65	222-361	Silent type; 68 Links	
	1	Crank Sprocket	65	223-359	Use w/silent type chain; .405" tooth width sprocket; 23 Teeth	
	1	Cam Sprocket	65	223-358	Use w/silent type chain; 46 Teeth	
VALVE TRAIN	QTY	CAMSHAFT/LIFTER	YEARS	PART NO.	DESCRIPTION	VALVE TRAIN
	16	Lifter	65	AT-2084 Std Only	VINTAGE; Dumbbell shaped mech.	
	16	Lifter, Bulk	65	AT-2084B Std Only	Dumbbell shaped mech.; Carton of 117	
VALVE TRAIN	QTY	PUSH ROD	YEARS	PART NO.	DESCRIPTION	VALVE TRAIN
	16	Push Rod	65	RP-3219R 100 100	Ball & socket type ends; Chrome-Moly; 7.3900" O.A.L.	
	16	Push Rod	65	RP-3107 Std Only	VINTAGE; 7.6580" O.A.L.	
VALVE TRAIN	QTY	VALVE	YEARS	PART NO.	DESCRIPTION	VALVE TRAIN
	8	Exhaust	65	V-2029 Std-5-15	VINTAGE; 4 groove; Chrome plated stem; 1.5000" Head Dia., 0.3715" Stem Dia., 5.0020" O.A.L.	
	8	Exhaust, Bulk	65	V-2029B 15 15	4 groove; Chrome plated stem; Carton of 25; 1.5000" Head Dia., 0.3914" Stem Dia., 5.0020" O.A.L.	
	8	Intake	65	V-1722 Std-5-15	2 groove; 1.7800" Head Dia., 0.3725" Stem Dia., 4.9790" O.A.L.	
VALVE TRAIN	QTY	VALVE SPRING	YEARS	PART NO.	DESCRIPTION	VALVE TRAIN
	16	Spring	65	VS-510 Std Only	2.0000" Free Height	
VALVE TRAIN	QTY	VALVE SEAL	YEARS	PART NO.	DESCRIPTION	VALVE TRAIN
	16	Valve Stem Seal	65	ST-2002 Std Only	Exc. Eng. w/double valve springs; Installation requires valve guide machining; (PLY) Polyacrylate	
	8	Valve Stem Seal	65	MV-1771C Std Only	Loc. Int.; Umbrella type; (PLY) Polyacrylate	
	16	Valve Stem Seal	65	ST-2014 Std Only	Use w/repair guide; Positive type; Installation requires valve guide machining; (TFL) PTFE	
	16	Valve Stem Seal Bulk	65	ST-2002BC Std Only	Exc. Eng. w/double valve springs; Positive type; Installation requires valve guide machining; Carton of 100; (PLY) Polyacrylate	
	8	Valve Stem Seal Bulk	65	MV-1771 Std Only	Loc. Int.; Umbrella type; Carton of 100; (PLY) Polyacrylate	
	16	Valve Stem Seal Bulk	65	ST-2014BC Std Only	Use w/repair guide; Positive type; Installation requires valve guide machining; Carton of 100; (TFL) PTFE	
VALVE TRAIN	QTY	VALVE SEAT	YEARS	PART NO.	DESCRIPTION	VALVE TRAIN
	8	Seat	65	245-1625-2 Std Only	Loc. Exh.; 1.6300" OD, 1.3750" ID, 0.2480" Depth	
	8	Seat	65	245-1625-2N Std Only	Loc. Exh.; Premium Material; 1.6300" OD, 1.3750" ID, 0.2480" Depth	
	8	Seat	65	245-1812-1 Std Only	Loc. Int.; 1.8175" OD, 1.5625" ID, 0.2480" Depth	
	8	Seat	65	245-1812-1N Std Only	Loc. Int.; Premium Material; 1.8175" OD, 1.5625" ID, 0.2480" Depth	
VALVE TRAIN	QTY	VALVE, MISC	YEARS	PART NO.	DESCRIPTION	VALVE TRAIN
	16	Keeper	65	VK-174 Std Only	Loc. Exh.; 4 groove	
	16	Keeper	65	VK-174R Std Only	Loc. Exh.; 4 groove; Hardened	
	16	Keeper	65	VK-66 Std Only	Loc. Int.; 2 groove	
	16	Keeper	65	VK-66R Std Only	Loc. Int.; 2 groove; Hardened	
	16	Spring Insert	65	259-102C Std Only	.015"; Carton of 100	
	16	Spring Insert	65	259-102B Std Only	.030"; Carton of 100	
	16	Spring Insert	65	259-102A Std Only	.060"; Carton of 100	
	16	Spring Insert	65	259-502A Std Only	.060"; Carton of 50; O/S O.D. 1.542"	
BLOCK	QTY	PISTON	YEARS	PART NO.	DESCRIPTION	BLOCK
	8	Pin Bushing	65	2134Y		
	8	Pin Bushing	65	2134Y20	VINTAGE; w/.020" extra bore stock	
BLOCK	QTY	RINGS	YEARS	PART NO.	DESCRIPTION	BLOCK
	1	Standard Set	65	E-239X Std-30-40	VINTAGE; 2-5/64, 1-3/16; Iron	
BLOCK	QTY	SLEEVE	YEARS	PART NO.	DESCRIPTION	BLOCK
	8	Repair Sleeve	65	SL-17M Std Only	VINTAGE; 3/32" wall, must be cut to correct length & notched	

(continued on next page)

Chrysler Car (Incl. Chrysler, DeSoto, Dodge, Plymouth)

36 273 4.5L (4474cc) OHV V8 (16 Valve), 3.625" Bore (Chrysler Eng.), 2 Bbl. "Eng. Code A273" 1965
(cont.)

BLOCK	QTY	ENGINE BEARINGS	YEARS	PART NO.	DESCRIPTION	BLOCK
	1	Main Set	65	4923MA Std-1-10-20-30-40-50-60	VINTAGE; A-Series aluminum bearings	
	1	Main Set	65	7452MA 20 20	VINTAGE; A-Series aluminum bearings ; .10MM O/S length flange brg.	
	1	Rod Set	65	8-2130CP Std-1-10-20-30-40-50	8-2130CA 60 avail. as unplated & resizeable	
	1	Rod Set	65	8-7125CH Std-1X-10	Race Performance	
	1	Rod Set	65	8-2130CA 60 60	Unplated & resizeable	
	1	Rod Set	65	8-2130CP 10X2 10X2	Use in .002" O/S Rod Bore	
	8	Rod Pair	65	2130CP Std-1-2-10-20-30-40		
	1	Cam Set	65	1484M Std Only		
	1	Cam Set	65	1451M Std Only	VINTAGE; .760" length ctr. brg.	
BLOCK	QTY	OIL PUMP	YEARS	PART NO.	DESCRIPTION	BLOCK
	1	Oil Pump	65	224-4166		
	1	Oil Pump	65	224-4166V	High Volume, check pan for clearance	
	1	Inter. Shaft	65	224-6166		
	1	Screen Assy.	65	224-1166		
BLOCK	QTY	GASKETS	YEARS	PART NO.	DESCRIPTION	BLOCK
	1	Kit Gasket Set	65	260-1153	VINTAGE; Int. manifold gskts. not incl.; Premium valve stem seals incl.	
BLOCK	QTY	FREEZE PLUGS	YEARS	PART NO.	DESCRIPTION	BLOCK
	1	Brass Block Plug Kit	65	381-8010		
	1	Steel Block Plug Kit	65	381-4014		
	1	Brass Deep Cup Freeze Plug	65	381-9001	VINTAGE; 1.625" Diameter	
	1	Brass Shallow Cup Freeze Plug	65	381-7110	1.250" Diameter	
	1	Steel Deep Cup Freeze Plug	65	381-3041	1.625" Diameter	
	1	Steel Deep Cup Freeze Plug	65	381-3054	19/32" Diameter	
	1	Steel Disc Type Freeze Plug	65	381-1020	1.875" Diameter	
	1	Steel Shallow Cup Freeze Plug	65	381-3099	1.250" Diameter	

37 273 4.5L (4474cc) OHV V8 (16 Valve), 3.625" Bore (Chrysler Eng.), 4 Bbl. "Eng. Code A273" 1965

VALVE TRAIN	QTY	TIMING	YEARS	PART NO.	DESCRIPTION	VALVE TRAIN
	1	3 Piece Set	65	KT3-361S	Incl. silent type chain; (1) 222-361; (1) 223-358; (1) 223-359	
	1	Timing Set w/Gaskets	65	CTS-3000	Incl. silent type chain	
	1	Timing Chain	65	222-361	Silent type; 68 Links	
	1	Crank Sprocket	65	223-359	Use w/silent type chain; .405" tooth width sprocket; 23 Teeth	
	1	Cam Sprocket	65	223-358	Use w/silent type chain; 46 Teeth	
VALVE TRAIN	QTY	CAMSHAFT/LIFTER	YEARS	PART NO.	DESCRIPTION	VALVE TRAIN
	16	Lifter	65	AT-2084 Std Only	VINTAGE; Dumbbell shaped mech.	
	16	Lifter, Bulk	65	AT-2084B Std Only	Dumbbell shaped mech.; Carton of 117	
VALVE TRAIN	QTY	PUSH ROD	YEARS	PART NO.	DESCRIPTION	VALVE TRAIN
	16	Push Rod	65	RP-3219R 100 100	Ball & socket type ends; Chrome-Moly; 7.3900" O.A.L.	
	16	Push Rod	65	RP-3107 Std Only	VINTAGE; 7.6580" O.A.L.	
VALVE TRAIN	QTY	VALVE	YEARS	PART NO.	DESCRIPTION	VALVE TRAIN
	8	Exhaust	65	V-2029 Std-5-15	VINTAGE; 4 groove; Chrome plated stem; 1.5000" Head Dia., 0.3715" Stem Dia., 5.0020" O.A.L.	
	8	Exhaust, Bulk	65	V-2029B 15 15	4 groove; Chrome plated stem; Carton of 25; 1.5000" Head Dia., 0.3914" Stem Dia., 5.0020" O.A.L.	
	8	Intake	65	V-1722 Std-5-15	2 groove; 1.7800" Head Dia., 0.3725" Stem Dia., 4.9790" O.A.L.	
VALVE TRAIN	QTY	VALVE SPRING	YEARS	PART NO.	DESCRIPTION	VALVE TRAIN
	16	Spring	65	VS-510 Std Only	2.0000" Free Height	
VALVE TRAIN	QTY	VALVE SEAL	YEARS	PART NO.	DESCRIPTION	VALVE TRAIN
	16	Valve Stem Seal	65	ST-2002 Std Only	Exc. Eng. w/double valve springs; Installation requires valve guide machining; (PLY) Polyacrylate	
	8	Valve Stem Seal	65	MV-1771C Std Only	Loc. Int.; Umbrella type; (PLY) Polyacrylate	
	16	Valve Stem Seal	65	ST-2014 Std Only	Use w/repair guide; Positive type; Installation requires valve guide machining; (TFL) PTFE	
	16	Valve Stem Seal Bulk	65	ST-2002BC Std Only	Exc. Eng. w/double valve springs; Positive type; Installation requires valve guide machining; Carton of 100; (PLY) Polyacrylate	
	8	Valve Stem Seal Bulk	65	MV-1771 Std Only	Loc. Int.; Umbrella type; Carton of 100; (PLY) Polyacrylate	
	16	Valve Stem Seal Bulk	65	ST-2014BC Std Only	Use w/repair guide; Positive type; Installation requires valve guide machining; Carton of 100; (TFL) PTFE	
VALVE TRAIN	QTY	VALVE SEAT	YEARS	PART NO.	DESCRIPTION	VALVE TRAIN
	8	Seat	65	245-1625-2 Std Only	Loc. Exh.; 1.6300" OD, 1.3750" ID, 0.2480" Depth	
	8	Seat	65	245-1625-2N Std Only	Loc. Exh.; Premium Material; 1.6300" OD, 1.3750" ID, 0.2480" Depth	

(continued on next page)

Chrysler Car (Incl. Chrysler, DeSoto, Dodge, Plymouth)

273 4.5L (4474cc) OHV V8 (16 Valve), 3.625" Bore (Chrysler Eng.), 4 Bbl. "Eng. Code A273" 1965 37
(cont.)

QTY	VALVE SEAT (cont.)	YEARS	PART NO.	DESCRIPTION
8	Seat	65	245-1812-1 Std Only	Loc. Int.; 1.8175" OD, 1.5625" ID, 0.2480" Depth
8	Seat	65	245-1812-1N Std Only	Loc. Int.; Premium Material; 1.8175" OD, 1.5625" ID, 0.2480" Depth
QTY	VALVE, MISC	YEARS	PART NO.	DESCRIPTION
16	Keeper	65	VK-174 Std Only	Loc. Exh.; 4 groove
16	Keeper	65	VK-174R Std Only	Loc. Exh.; 4 groove; Hardened
16	Keeper	65	VK-66 Std Only	Loc. Int.; 2 groove
16	Keeper	65	VK-66R Std Only	Loc. Int.; 2 groove; Hardened
16	Spring Insert	65	259-102C Std Only	.015"; Carton of 100
16	Spring Insert	65	259-102B Std Only	.030"; Carton of 100
16	Spring Insert	65	259-102A Std Only	.060"; Carton of 100
16	Spring Insert	65	259-502A Std Only	.060"; Carton of 50; O/S O.D. 1.542"
QTY	PISTON	YEARS	PART NO.	DESCRIPTION
8	Pin Bushing	65	2134Y	
8	Pin Bushing	65	2134Y20	VINTAGE; w/.020" extra bore stock
QTY	RINGS	YEARS	PART NO.	DESCRIPTION
1	Standard Set	65	E-239X Std-30-40	VINTAGE; 2-5/64, 1-3/16; Iron
QTY	SLEEVE	YEARS	PART NO.	DESCRIPTION
8	Repair Sleeve	65	SL-17M Std Only	VINTAGE; 3/32" wall, must be cut to correct length & notched
QTY	ENGINE BEARINGS	YEARS	PART NO.	DESCRIPTION
1	Main Set	65	4923MA Std-1-10-20-30-40-50-60	VINTAGE; A-Series aluminum bearings
1	Main Set	65	7452MA 20 20	VINTAGE; A-Series aluminum bearings ; .10MM O/S length flange brg.
1	Rod Set	65	8-2130CP Std-1-10-20-30-40-50	8-2130CA 60 avail. as unplated & resizeable
1	Rod Set	65	8-7125CH Std-1X-10	Race Performance
1	Rod Set	65	8-2130CA 60 60	Unplated & resizeable
1	Rod Set	65	8-2130CP 10X2 10X2	Use in .002" O/S Rod Bore
8	Rod Pair	65	2130CP Std-1-2-10-20-30-40	
1	Cam Set	65	1484M Std Only	
1	Cam Set	65	1451M Std Only	VINTAGE; .760" length ctr. brg.
QTY	OIL PUMP	YEARS	PART NO.	DESCRIPTION
1	Oil Pump	65	224-4166	
1	Oil Pump	65	224-4166V	High Volume, check pan for clearance
1	Inter. Shaft	65	224-6166	
1	Screen Assy.	65	224-1166	
QTY	GASKETS	YEARS	PART NO.	DESCRIPTION
1	Kit Gasket Set	65	260-1153	VINTAGE; Int. manifold gskts. not incl.; Premium valve stem seals incl.
QTY	FREEZE PLUGS	YEARS	PART NO.	DESCRIPTION
1	Brass Block Plug Kit	65	381-8010	
1	Steel Block Plug Kit	65	381-4014	
1	Brass Deep Cup Freeze Plug	65	381-9001	VINTAGE; 1.625" Diameter
1	Brass Shallow Cup Freeze Plug	65	381-7110	1.250" Diameter
1	Steel Deep Cup Freeze Plug	65	381-3041	1.625" Diameter
1	Steel Deep Cup Freeze Plug	65	381-3054	19/32" Diameter
1	Steel Disc Type Freeze Plug	65	381-1020	1.875" Diameter
1	Steel Shallow Cup Freeze Plug	65	381-3099	1.250" Diameter

273 4.5L (4474cc) OHV V8 (16 Valve), 3.625" Bore (Chrysler Eng.), 2 Bbl. "Eng. Code V27" 1964 38

QTY	TIMING	YEARS	PART NO.	DESCRIPTION
1	3 Piece Set	64	KT3-361S	Dodge 330 Base, 440 Base, 880 Base, Custom Base, Dart Base, Polara Base; Std. Eng.s.; Incl. silent type chain; (1) 222-361; (1) 223-358; (1) 223-359
1	Timing Chain	64	222-361	Dodge 330 Base, 440 Base, 880 Base, Custom Base, Dart Base, Polara Base; Silent type; 68 Links
1	Crank Sprocket	64	223-359	Dodge 330 Base, 440 Base, 880 Base, Custom Base, Dart Base, Polara Base; Std. Eng.s.; Use w/silent type chain; .405" tooth width sprocket; 23 Teeth
1	Cam Sprocket	64	223-358	Dodge 330 Base, 440 Base, 880 Base, Custom Base, Dart Base, Polara Base; Use w/silent type chain; 46 Teeth
QTY	CAMSHAFT/LIFTER	YEARS	PART NO.	DESCRIPTION
16	Lifter	64	AT-2084 Std Only	VINTAGE; Dumbbell shaped mech.
16	Lifter, Bulk	64	AT-2084B Std Only	Dumbbell shaped mech.; Carton of 117
QTY	PISTON	YEARS	PART NO.	DESCRIPTION
8	Pin Bushing	64	2134Y	

(continued on next page)

Chrysler Car (Incl. Chrysler, DeSoto, Dodge, Plymouth)

38 273 4.5L (4474cc) OHV V8 (16 Valve), 3.625" Bore (Chrysler Eng.), 2 Bbl. "Eng. Code V27" 1964 (cont.)

BLOCK	QTY	PISTON (cont.)	YEARS	PART NO.	DESCRIPTION	BLOCK
	8	Pin Bushing	64	2134Y20	VINTAGE; w/.020" extra bore stock	
	QTY	RINGS	YEARS	PART NO.	DESCRIPTION	
	1	Standard Set	64	E-239X Std-30-40	VINTAGE; 2-5/64, 1-3/16; Iron	
	QTY	ENGINE BEARINGS	YEARS	PART NO.	DESCRIPTION	
	1	Main Set	64	4923MA Std-1-10-20-30-40-50-60	VINTAGE; A-Series aluminum bearings	
	1	Main Set	64	7452MA 20 20	VINTAGE; A-Series aluminum bearings; .10MM O/S length flange brg.	
	1	Rod Set	64	8-2130CP Std-1-10-20-30-40-50	8-2130CA 60 avail. as unplated & resizeable	
	1	Rod Set	64	8-7125CH Std-1X-10	Race Performance	
	1	Rod Set	64	8-2130CA 60 60	Unplated & resizeable	
	1	Rod Set	64	8-2130CP 10X2 10X2	Use in .002" O/S Rod Bore	
	8	Rod Pair	64	2130CP Std-1-2-10-20-30-40		
	1	Cam Set	64	1484M Std Only		
	1	Cam Set	64	1451M Std Only	VINTAGE; .760" length ctr. brg.	
	QTY	GASKETS	YEARS	PART NO.	DESCRIPTION	
	1	Kit Gasket Set	64	260-1153	VINTAGE; Int. manifold gskts. not incl.; Premium valve stem seals incl.	

39 273 4.5L (4474cc) OHV V8 (16 Valve), 3.625" Bore (Chrysler Eng.), 4 Bbl. "Eng. Code V27" 1964

	QTY	CAMSHAFT/LIFTER	YEARS	PART NO.	DESCRIPTION	
	16	Lifter	64	AT-2084 Std Only	VINTAGE; Dumbbell shaped mech.	
	16	Lifter, Bulk	64	AT-2084B Std Only	Dumbbell shaped mech.; Carton of 117	
	QTY	PISTON	YEARS	PART NO.	DESCRIPTION	
	8	Pin Bushing	64	2134Y		
	8	Pin Bushing	64	2134Y20	VINTAGE; w/.020" extra bore stock	
	QTY	RINGS	YEARS	PART NO.	DESCRIPTION	
	1	Standard Set	64	E-239X Std-30-40	VINTAGE; 2-5/64, 1-3/16; Iron	
	QTY	ENGINE BEARINGS	YEARS	PART NO.	DESCRIPTION	
	1	Main Set	64	4923MA Std-1-10-20-30-40-50-60	VINTAGE; A-Series aluminum bearings	
	1	Main Set	64	7452MA 20 20	VINTAGE; A-Series aluminum bearings; .10MM O/S length flange brg.	
	1	Rod Set	64	8-2130CP Std-1-10-20-30-40-50	8-2130CA 60 avail. as unplated & resizeable	
	1	Rod Set	64	8-7125CH Std-1X-10	Race Performance	
	1	Rod Set	64	8-2130CA 60 60	Unplated & resizeable	
	1	Rod Set	64	8-2130CP 10X2 10X2	Use in .002" O/S Rod Bore	
	8	Rod Pair	64	2130CP Std-1-2-10-20-30-40		
	1	Cam Set	64	1484M Std Only		
	1	Cam Set	64	1451M Std Only	VINTAGE; .760" length ctr. brg.	
	QTY	GASKETS	YEARS	PART NO.	DESCRIPTION	
	1	Kit Gasket Set	64	260-1153	VINTAGE; Int. manifold gskts. not incl.; Premium valve stem seals incl.	

40 276 4.5L (4524cc) OHV V8 (16 Valve) (DeSoto), 3.625" Bore (Chrysler Eng.), 2 Bbl. 1954-1952

	QTY	RINGS	YEARS	PART NO.	DESCRIPTION	
	1	Standard Set	54-52	E-239X Std-30-40	VINTAGE; 2-5/64, 1-3/16; Iron	

41 277 4.5L (4540cc) OHV V8 (16 Valve) (Plymouth), 3.75" Bore (Chrysler Eng.), 2 Bbl. 1957-1956

	QTY	TIMING	YEARS	PART NO.	DESCRIPTION	
	1	Timing Chain	57-56	222-348	VINTAGE; Silent type; 68 Links	
	1	Crank Sprocket	57-56	223-274	VINTAGE; Use w/silent type chain; .750" wide sprocket; 23 Teeth	
	QTY	CAMSHAFT/LIFTER	YEARS	PART NO.	DESCRIPTION	
	16	Lifter	57-56	AT-2084 Std Only	VINTAGE; Dumbbell shaped mech.	
	16	Lifter, Bulk	57-56	AT-2084B Std Only	Dumbbell shaped mech.; Carton of 117	
	QTY	PUSH ROD	YEARS	PART NO.	DESCRIPTION	
	16	Push Rod	57-56	RP-3030 Std Only	VINTAGE; Ball & cup type ends; .360" dia. ball at one end; 8.7350" O.A.L.	
	QTY	VALVE	YEARS	PART NO.	DESCRIPTION	
	8	Exhaust	57-56	V-1343 Std Only	VINTAGE; 4 groove; 1.5630" Head Dia., 0.3715" Stem Dia., 4.5390" O.A.L.	
	8	Intake	57-56	V-1344 Std Only	VINTAGE; 2 groove; 1.8440" Head Dia., 0.3725" Stem Dia., 4.6000" O.A.L.	

(continued on next page)

Chrysler Car (Incl. Chrysler, DeSoto, Dodge, Plymouth)

277 4.5L (4540cc) OHV V8 (16 Valve) (Plymouth), 3.75" Bore (Chrysler Eng.), 2 Bbl. 1957-1956 41
(cont.)

VALVE TRAIN	QTY	VALVE GUIDE	YEARS	PART NO.	DESCRIPTION
	8	Guide	57-56	VG-5062 Std Only	Loc. Exh.; 0.3735" ID, 2.3800" O.A.L
	8	Guide	57-56	VG-5033 Std Only	VINTAGE; Loc. Int.; 0.3735" ID, 2.6200" O.A.L
	16	VALVE SPRING Spring	57-56	VS-510 Std Only	2.0000" Free Height
	16	VALVE SEAL Valve Stem Seal	57-56	ST-2002 Std Only	DESCRIPTION Installation requires valve guide machining; (PLY) Polyacrylate
	8	Valve Stem Seal	57	MV-1771C Std Only	Loc. Int.; Umbrella type; (PLY) Polyacrylate
	8	Valve Stem Seal Bulk	57	MV-1771 Std Only	Loc. Int.; Umbrella type; Carton of 100; (PLY) Polyacrylate
	16	Valve Stem Seal Bulk	57-56	ST-2002BC Std Only	Positive type; Installation requires valve guide machining; Carton of 100; (PLY) Polyacrylate
	16	VALVE, MISC Keeper	57-56	VK-174 Std Only	DESCRIPTION Loc. Exh.; 4 groove
	16	Keeper	57-56	VK-174R Std Only	Loc. Exh.; 4 groove; Hardened
	16	Keeper	57-56	VK-66 Std Only	Loc. Int.; 2 groove
	16	Keeper	57-56	VK-66R Std Only	Loc. Int.; 2 groove; Hardened
BLOCK	8	PISTON Pin Bushing	57-56	2134Y	DESCRIPTION
	8	Pin Bushing	57-56	2134Y20	VINTAGE; w/.020" extra bore stock
	1	RINGS Premium Set	57-56	E-240K 20 20-30-40-60	DESCRIPTION 2-5/64, 1-3/16; Premium Moly
	1	Standard Set	57-56	E-240X Std-30-40-60	2-5/64, 1-3/16; Iron
	8	SLEEVE Repair Sleeve	57-56	SL-19M Std Only	DESCRIPTION 3/32" wall, must be cut to correct length
	1	ENGINE BEARINGS Main Set	57-56	4923MA Std-1-10-20-30-40-50-60	DESCRIPTION VINTAGE; A-Series aluminum bearings
	1	Main Set	57-56	7452MA 20 20	VINTAGE; A-Series aluminum bearings ; .10MM O/S length flange brg.
	1	Rod Set	57-56	8-2130CP Std-1-10-20-30-40-50	8-2130CA 60 avail. as unplated & resizeable
	1	Rod Set	57-56	8-2130CA 60 60	Unplated & resizeable
	1	Rod Set	57-56	8-2130CP 10X2 10X2	Use in .002" O/S Rod Bore
8	Rod Pair	57-56	2130CP Std-1-2-10-20-30-40		
1	Cam Set	57-56	1484M Std Only		
1	Cam Set	57-56	1451M Std Only	VINTAGE; .760" length ctr. brg.	

277 4.5L (4540cc) OHV V8 (16 Valve) (Plymouth), 3.75" Bore (Chrysler Eng.), 4 Bbl. 1957-1956 42

VALVE TRAIN	QTY	TIMING	YEARS	PART NO.	DESCRIPTION
	1	Timing Chain	57-56	222-348	VINTAGE; Silent type; 68 Links
	1	Crank Sprocket	57-56	223-274	VINTAGE; Use w/silent type chain; .750" wide sprocket; 23 Teeth
	16	CAMSHAFT/LIFTER Lifter	57-56	AT-2084 Std Only	DESCRIPTION VINTAGE; Dumbbell shaped mech.
	16	Lifter, Bulk	57-56	AT-2084B Std Only	Dumbbell shaped mech.; Carton of 117
	16	PUSH ROD Push Rod	57-56	RP-3030 Std Only	DESCRIPTION VINTAGE; Ball & cup type ends; .360" dia. ball at one end; 8.7350" O.A.L.
	8	VALVE Exhaust	57-56	V-1343 Std Only	DESCRIPTION VINTAGE; 4 groove; 1.5630" Head Dia., 0.3715" Stem Dia., 4.5390" O.A.L.
	8	Intake	57-56	V-1344 Std Only	VINTAGE; 2 groove; 1.8440" Head Dia., 0.3725" Stem Dia., 4.6000" O.A.L.
	8	VALVE GUIDE Guide	57-56	VG-5062 Std Only	DESCRIPTION Loc. Exh.; 0.3735" ID, 2.3800" O.A.L
	8	Guide	57-56	VG-5033 Std Only	VINTAGE; Loc. Int.; 0.3735" ID, 2.6200" O.A.L
	16	VALVE SPRING Spring	57-56	VS-510 Std Only	DESCRIPTION 2.0000" Free Height
	16	VALVE SEAL Valve Stem Seal	57-56	ST-2002 Std Only	DESCRIPTION Installation requires valve guide machining; (PLY) Polyacrylate
	8	Valve Stem Seal	57	MV-1771C Std Only	Loc. Int.; Umbrella type; (PLY) Polyacrylate
	8	Valve Stem Seal Bulk	57	MV-1771 Std Only	Loc. Int.; Umbrella type; Carton of 100; (PLY) Polyacrylate
	16	Valve Stem Seal Bulk	57-56	ST-2002BC Std Only	Positive type; Installation requires valve guide machining; Carton of 100; (PLY) Polyacrylate
	16	VALVE, MISC Keeper	57-56	VK-174 Std Only	DESCRIPTION Loc. Exh.; 4 groove

(continued on next page)

Chrysler Car (Incl. Chrysler, DeSoto, Dodge, Plymouth)

42 277 4.5L (4540cc) OHV V8 (16 Valve) (Plymouth), 3.75" Bore (Chrysler Eng.), 4 Bbl. 1957-1956 (cont.)

QTY	VALVE, MISC (cont.)	YEARS	PART NO.	DESCRIPTION
16	Keeper	57-56	VK-174R Std Only	Loc. Exh.; 4 groove; Hardened
16	Keeper	57-56	VK-66 Std Only	Loc. Int.; 2 groove
16	Keeper	57-56	VK-66R Std Only	Loc. Int.; 2 groove; Hardened
QTY	PISTON	YEARS	PART NO.	DESCRIPTION
8	Pin Bushing	57-56	2134Y	
8	Pin Bushing	57-56	2134Y20	VINTAGE; w/.020" extra bore stock
QTY	RINGS	YEARS	PART NO.	DESCRIPTION
1	Premium Set	57-56	E-240K 20 20-30-40-60	2-5/64, 1-3/16; Premium Moly
1	Standard Set	57-56	E-240X Std-30-40-60	2-5/64, 1-3/16; Iron
QTY	SLEEVE	YEARS	PART NO.	DESCRIPTION
8	Repair Sleeve	57-56	SL-19M Std Only	3/32" wall, must be cut to correct length
QTY	ENGINE BEARINGS	YEARS	PART NO.	DESCRIPTION
1	Main Set	57-56	4923MA Std-1-10-20-30-40-50-60	VINTAGE; A-Series aluminum bearings
1	Main Set	57-56	7452MA 20 20	VINTAGE; A-Series aluminum bearings; .10MM O/S length flange brg.
1	Rod Set	57-56	8-2130CP Std-1-10-20-30-40-50	8-2130CA 60 avail. as unplated & resizeable
1	Rod Set	57-56	8-2130CA 60 60	Unplated & resizeable
1	Rod Set	57-56	8-2130CP 10X2 10X2	Use in .002" O/S Rod Bore
8	Rod Pair	57-56	2130CP Std-1-2-10-20-30-40	
1	Cam Set	57-56	1484M Std Only	
1	Cam Set	57-56	1451M Std Only	VINTAGE; .760" length ctr. brg.

43 301 4.9L (4933cc) OHV V8 (16 Valve) (Chrysler), 3.625" Bore (Chrysler Eng.), 2 Bbl. 1955

QTY	TIMING	YEARS	PART NO.	DESCRIPTION
1	Timing Chain	55	222-348	VINTAGE; Silent type; 68 Links
QTY	CAMSHAFT/LIFTER	YEARS	PART NO.	DESCRIPTION
16	Lifter	55	HT-812 Std Only	VINTAGE; Hyd.; 1.830" - 1.860" Length
16	Lifter, Bulk	55	HT-812B Std Only	VINTAGE; Hyd.; Carton of 117; 1.830" - 1.860" Length
QTY	VALVE SPRING	YEARS	PART NO.	DESCRIPTION
16	Spring	55	VS-510 Std Only	2.0000" Free Height
QTY	VALVE SEAL	YEARS	PART NO.	DESCRIPTION
16	Valve Stem Seal	55	ST-2002 Std Only	Installation requires valve guide machining; (PLY) Polyacrylate
16	Valve Stem Seal Bulk	55	ST-2002BC Std Only	Positive type; Installation requires valve guide machining; Carton of 100; (PLY) Polyacrylate
QTY	VALVE, MISC	YEARS	PART NO.	DESCRIPTION
32	Keeper	55	VK-174 Std Only	4 groove
32	Keeper	55	VK-174R Std Only	4 groove; Hardened
QTY	RINGS	YEARS	PART NO.	DESCRIPTION
1	Standard Set	55	E-239X Std-30-40	VINTAGE; 2-5/64, 1-3/16; Iron
QTY	SLEEVE	YEARS	PART NO.	DESCRIPTION
8	Repair Sleeve	55	SL-17M Std Only	VINTAGE; 3/32" wall, must be cut to correct length & notched

44 303 5.0L (4966cc) OHV V8 (16 Valve) (Plymouth), 3.8125" Bore (Chrysler Eng.), 2-4 Bbl. 1956

QTY	VALVE GUIDE	YEARS	PART NO.	DESCRIPTION
8	Guide	56	VG-5062 Std Only	Loc. Exh.; Plain; 0.3735" ID, 2.3800" O.A.L
8	Guide	56	VG-5033 Std Only	VINTAGE; Loc. Int.; Plain; 0.3735" ID, 2.6200" O.A.L
QTY	PISTON	YEARS	PART NO.	DESCRIPTION
8	Pin Bushing	56	2134Y	
8	Pin Bushing	56	2134Y20	VINTAGE; w/.020" extra bore stock
QTY	ENGINE BEARINGS	YEARS	PART NO.	DESCRIPTION
1	Main Set	56	4923MA Std-1-10-20-30-40-50-60	VINTAGE; A-Series aluminum bearings
1	Main Set	56	7452MA 20 20	VINTAGE; A-Series aluminum bearings; .10MM O/S length flange brg.
1	Rod Set	56	8-2130CP Std-1-10-20-30-40-50	8-2130CA 60 avail. as unplated & resizeable
1	Rod Set	56	8-2130CA 60 60	Unplated & resizeable
1	Rod Set	56	8-2130CP 10X2 10X2	Use in .002" O/S Rod Bore
8	Rod Pair	56	2130CP Std-1-2-10-20-30-40	
1	Cam Set	56	1484M Std Only	
1	Cam Set	56	1451M Std Only	VINTAGE; .760" length ctr. brg.

Chrysler Car (Incl. Chrysler, DeSoto, Dodge, Plymouth)

303 5.0L (4966cc) OHV V8 (16 Valve) (Plymouth), 3.8125" Bore (Chrysler Eng.), 4 Bbl. 1956 45

	QTY	VALVE GUIDE	YEARS	PART NO.	DESCRIPTION
BLOCK	8	Guide	56	VG-5062 Std Only	Loc. Exh.; Plain; 0.3735" ID, 2.3800" O.A.L
	8	Guide	56	VG-5033 Std Only	VINTAGE; Loc. Int.; Plain; 0.3735" ID, 2.6200" O.A.L
	8	Pin Bushing	56	2134Y	
	8	Pin Bushing	56	2134Y20	VINTAGE; w/.020" extra bore stock
	1	Main Set	56	4923MA Std-1-10-20-30-40-50-60	VINTAGE; A-Series aluminum bearings
	1	Main Set	56	7452MA 20 20	VINTAGE; A-Series aluminum bearings ; .10MM O/S length flange brg.
	1	Rod Set	56	8-2130CP Std-1-10-20-30-40-50	8-2130CA 60 avail. as unplated & resizeable
	1	Rod Set	56	8-2130CA 60 60	Unplated & resizeable
	1	Rod Set	56	8-2130CP 10X2 10X2	Use in .002" O/S Rod Bore
	1	Rod Pair	56	2130CP Std-1-2-10-20-30-40	
1	Cam Set	56	1484M Std Only		
1	Cam Set	56	1451M Std Only	VINTAGE; .760" length ctr. brg.	

313 5.1L (5130cc) OHV V8 (16 Valve) (Plymouth), 3.875" Bore (Chrysler Eng.), 2 Bbl. 1958-1957 46

	QTY	PISTON	YEARS	PART NO.	DESCRIPTION
BLOCK	8	Pin Bushing	58-57	2134Y	
	8	Pin Bushing	58-57	2134Y20	VINTAGE; w/.020" extra bore stock
	1	Main Set	58-57	4923MA Std-1-10-20-30-40-50-60	VINTAGE; A-Series aluminum bearings
	1	Main Set	58-57	7452MA 20 20	VINTAGE; A-Series aluminum bearings ; .10MM O/S length flange brg.
	1	Rod Set	58-57	8-2130CP Std-1-10-20-30-40-50	8-2130CA 60 avail. as unplated & resizeable
	1	Rod Set	58-57	8-2130CA 60 60	Unplated & resizeable
	1	Rod Set	58-57	8-2130CP 10X2 10X2	Use in .002" O/S Rod Bore
	8	Rod Pair	58-57	2130CP Std-1-2-10-20-30-40	
	1	Cam Set	58-57	1484M Std Only	
	1	Cam Set	58-57	1451M Std Only	VINTAGE; .760" length ctr. brg.

313 5.1L (5130cc) OHV V8 (16 Valve) (Plymouth), 3.875" Bore (Chrysler Eng.), 4 Bbl. 1958-1957 47

	QTY	PISTON	YEARS	PART NO.	DESCRIPTION
BLOCK	8	Pin Bushing	58-57	2134Y	
	8	Pin Bushing	58-57	2134Y20	VINTAGE; w/.020" extra bore stock
	1	Main Set	58-57	4923MA Std-1-10-20-30-40-50-60	VINTAGE; A-Series aluminum bearings
	1	Main Set	58-57	7452MA 20 20	VINTAGE; A-Series aluminum bearings ; .10MM O/S length flange brg.
	1	Rod Set	58-57	8-2130CP Std-1-10-20-30-40-50	8-2130CA 60 avail. as unplated & resizeable
	1	Rod Set	58-57	8-2130CA 60 60	Unplated & resizeable
	1	Rod Set	58-57	8-2130CP 10X2 10X2	Use in .002" O/S Rod Bore
	8	Rod Pair	58-57	2130CP Std-1-2-10-20-30-40	
	1	Cam Set	58-57	1484M Std Only	
	1	Cam Set	58-57	1451M Std Only	VINTAGE; .760" length ctr. brg.

315 5.2L (5163cc) OHV V8 (16 Valve) (Dodge), 3.625" Bore (Chrysler Eng.), 2 Bbl. 1956 48

	QTY	TIMING	YEARS	PART NO.	DESCRIPTION
BLOCK	1	Timing Chain	56	222-348	VINTAGE; Silent type; 68 Links
	1	Cam Sprocket	56	223-273	VINTAGE; 46 Teeth
	16	Lifter	56	HT-812 Std Only	VINTAGE; Hyd.; 1.830" - 1.860" Length
	16	Lifter, Bulk	56	HT-812B Std Only	VINTAGE; Hyd.; Carton of 117; 1.830" - 1.860" Length
	16	Spring	56	VS-510 Std Only	2.0000" Free Height
	16	Valve Stem Seal	56	ST-2002 Std Only	Installation requires valve guide machining; (PLY) Polyacrylate
	8	Valve Stem Seal	56	MV-1771C Std Only	Loc. Int.; Umbrella type; (PLY) Polyacrylate
	8	Valve Stem Seal Bulk	56	MV-1771 Std Only	Loc. Int.; Umbrella type; Carton of 100; (PLY) Polyacrylate
	16	Valve Stem Seal Bulk	56	ST-2002BC Std Only	Positive type; Installation requires valve guide machining; Carton of 100; (PLY) Polyacrylate

(continued on next page)

Chrysler Car (Incl. Chrysler, DeSoto, Dodge, Plymouth)

48 315 5.2L (5163cc) OHV V8 (16 Valve) (Dodge), 3.625" Bore (Chrysler Eng.), 2 Bbl. 1956 (cont.)

QTY	VALVE, MISC	YEARS	PART NO.	DESCRIPTION
32	Keeper	56	VK-174 Std Only	4 groove
32	Keeper	56	VK-174R Std Only	4 groove; Hardened
QTY	RINGS	YEARS	PART NO.	DESCRIPTION
1	Standard Set	56	E-239X Std-30-40	VINTAGE; 2-5/64, 1-3/16; Iron
QTY	SLEEVE	YEARS	PART NO.	DESCRIPTION
8	Repair Sleeve	56	SL-17M Std Only	VINTAGE; 3/32" wall, must be cut to correct length & notched

49 315 5.2L (5163cc) OHV V8 (16 Valve) (Dodge), 3.625" Bore (Chrysler Eng.), 2-4 Bbl. 1956

QTY	TIMING	YEARS	PART NO.	DESCRIPTION
1	Timing Chain	56	222-348	VINTAGE; Silent type; 68 Links
1	Cam Sprocket	56	223-273	VINTAGE; 46 Teeth
QTY	CAMSHAFT/LIFTER	YEARS	PART NO.	DESCRIPTION
16	Lifter	56	HT-812 Std Only	VINTAGE; Hyd.; 1.830" - 1.860" Length
16	Lifter, Bulk	56	HT-812B Std Only	VINTAGE; Hyd.; Carton of 117; 1.830" - 1.860" Length
QTY	VALVE SPRING	YEARS	PART NO.	DESCRIPTION
16	Spring	56	VS-510 Std Only	2.0000" Free Height
QTY	VALVE SEAL	YEARS	PART NO.	DESCRIPTION
16	Valve Stem Seal	56	ST-2002 Std Only	Installation requires valve guide machining; (PLY) Polyacrylate
8	Valve Stem Seal	56	MV-1771C Std Only	Loc. Int.; Umbrella type; (PLY) Polyacrylate
8	Valve Stem Seal Bulk	56	MV-1771 Std Only	Loc. Int.; Umbrella type; Carton of 100; (PLY) Polyacrylate
16	Valve Stem Seal Bulk	56	ST-2002BC Std Only	Positive type; Installation requires valve guide machining; Carton of 100; (PLY) Polyacrylate
QTY	VALVE, MISC	YEARS	PART NO.	DESCRIPTION
32	Keeper	56	VK-174 Std Only	4 groove
32	Keeper	56	VK-174R Std Only	4 groove; Hardened
QTY	RINGS	YEARS	PART NO.	DESCRIPTION
1	Standard Set	56	E-239X Std-30-40	VINTAGE; 2-5/64, 1-3/16; Iron
QTY	SLEEVE	YEARS	PART NO.	DESCRIPTION
8	Repair Sleeve	56	SL-17M Std Only	VINTAGE; 3/32" wall, must be cut to correct length & notched

50 315 5.2L (5163cc) OHV V8 (16 Valve) (Dodge), 3.625" Bore (Chrysler Eng.), 4 Bbl. 1956

QTY	TIMING	YEARS	PART NO.	DESCRIPTION
1	Timing Chain	56	222-348	VINTAGE; Silent type; 68 Links
1	Cam Sprocket	56	223-273	VINTAGE; 46 Teeth
QTY	CAMSHAFT/LIFTER	YEARS	PART NO.	DESCRIPTION
16	Lifter	56	HT-812 Std Only	VINTAGE; Hyd.; 1.830" - 1.860" Length
16	Lifter, Bulk	56	HT-812B Std Only	VINTAGE; Hyd.; Carton of 117; 1.830" - 1.860" Length
QTY	VALVE SPRING	YEARS	PART NO.	DESCRIPTION
16	Spring	56	VS-510 Std Only	2.0000" Free Height
QTY	VALVE SEAL	YEARS	PART NO.	DESCRIPTION
16	Valve Stem Seal	56	ST-2002 Std Only	Installation requires valve guide machining; (PLY) Polyacrylate
8	Valve Stem Seal	56	MV-1771C Std Only	Loc. Int.; Umbrella type; (PLY) Polyacrylate
8	Valve Stem Seal Bulk	56	MV-1771 Std Only	Loc. Int.; Umbrella type; Carton of 100; (PLY) Polyacrylate
16	Valve Stem Seal Bulk	56	ST-2002BC Std Only	Positive type; Installation requires valve guide machining; Carton of 100; (PLY) Polyacrylate
QTY	VALVE, MISC	YEARS	PART NO.	DESCRIPTION
32	Keeper	56	VK-174 Std Only	4 groove
32	Keeper	56	VK-174R Std Only	4 groove; Hardened
QTY	RINGS	YEARS	PART NO.	DESCRIPTION
1	Standard Set	56	E-239X Std-30-40	VINTAGE; 2-5/64, 1-3/16; Iron
QTY	SLEEVE	YEARS	PART NO.	DESCRIPTION
8	Repair Sleeve	56	SL-17M Std Only	VINTAGE; 3/32" wall, must be cut to correct length & notched

51 318 5.2L (5212cc) OHV V8 (16 Valve), 3.9063" Bore (Chrysler Eng.), 2 Bbl. "VIN E" 1967-1966

QTY	TIMING	YEARS	PART NO.	DESCRIPTION
1	3 Piece Set	67-66	KT3-361S	Incl. silent type chain; (1) 222-361; (1) 223-358; (1) 223-359
1	Timing Chain	67-66	222-361	Silent type; 68 Links
1	Crank Sprocket	67-66	223-359	Use w/silent type chain; .405" tooth width sprocket; 23 Teeth
1	Cam Sprocket	67-66	223-358	Use w/silent type chain; 46 Teeth

(continued on next page)

Chrysler Car (Incl. Chrysler, DeSoto, Dodge, Plymouth)

318 5.2L (5212cc) OHV V8 (16 Valve), 3.9063" Bore (Chrysler Eng.), 2 Bbl. "VIN E" 1967-1966 **51**
(cont.)

QTY	CAMSHAFT/LIFTER	YEARS	PART NO.	DESCRIPTION
1	Camshaft	67	CS-645	Hyd.; Hydraulic, (050) Duration at .050 Lobe Lift, 192 Exh., 181 Int., 109 Degrees Lobe Separation
1	Camshaft	66	CS-645	Plymouth VIP Base; Hyd.; Hydraulic, (050) Duration at .050 Lobe Lift, 192 Exh., 181 Int., 109 Degrees Lobe Separation
1	Prelube		55-403 Std Only	1.5 oz. packet
1	Prelube		55-400 Std Only	4 oz. bottle; 1.5 oz. packet No. 55-403 also avail.
16	Lifter	66	AT-2084 Std Only	VINTAGE; Dumbbell shaped mech.
16	Lifter, Bulk	66	AT-2084B Std Only	Dumbbell shaped mech.; Carton of 117
QTY	PUSH ROD	YEARS	PART NO.	DESCRIPTION
16	Push Rod	67	RP-3120 Std Only	VINTAGE; .230" dia. ball tapered end; .312" dia. ball opposite end; 7.6040" O.A.L.
16	Push Rod	67	RP-3336 Std Only	w/Hyd. lifters; w/adj. rocker arms; 7.2700" O.A.L.
16	Push Rod	66	RP-3120 Std Only	Plymouth VIP Base; VINTAGE; .230" dia. ball tapered end; .312" dia. ball opposite end; 7.6040" O.A.L.
16	Push Rod	66	RP-3030 Std Only	Exc. Plymouth VIP Base; VINTAGE; Ball & cup type ends; .360" dia. ball at one end; 8.7350" O.A.L.
16	Push Rod	66	RP-3336 Std Only	Plymouth VIP Base; w/Hyd. lifters; w/adj. rocker arms; 7.2700" O.A.L.
QTY	ROCKER PARTS	YEARS	PART NO.	DESCRIPTION
8	Arm	67	R-861 Std Only	Loc. L.H.
8	Arm	67	R-862 Std Only	Loc. R.H.
8	Arm	66	R-861 Std Only	Plymouth VIP Base; Loc. L.H.
8	Arm	66	R-862 Std Only	Plymouth VIP Base; Loc. R.H.
8	Arm, Bulk	67	R-861B Std Only	Loc. L.H.; Carton of 64
8	Arm, Bulk	67	R-862B Std Only	Loc. R.H.; Carton of 64
8	Arm, Bulk	66	R-861B Std Only	Plymouth VIP Base; Loc. L.H.; Carton of 64
8	Arm, Bulk	66	R-862B Std Only	Plymouth VIP Base; Loc. R.H.; Carton of 64
1	Rocker Shaft	67	RS-626 Std Only	
1	Rocker Shaft	66	RS-626 Std Only	Plymouth VIP Base
QTY	VALVE	YEARS	PART NO.	DESCRIPTION
8	Exhaust	67	V-2029 Std-5-15	VINTAGE; 4 groove; Chrome plated stem; 1.5000" Head Dia., 0.3715" Stem Dia., 5.0020" O.A.L.
8	Exhaust	66	V-1343 Std Only	Exc. Plymouth VIP Base; VINTAGE; 4 groove; 1.5630" Head Dia., 0.3715" Stem Dia., 4.5390" O.A.L.
8	Exhaust	66	V-2029 Std-5-15	Plymouth VIP Base; VINTAGE; 4 groove; Chrome plated stem; 1.5000" Head Dia., 0.3715" Stem Dia., 5.0020" O.A.L.
8	Exhaust, Bulk	67	V-2029B 15 15	4 groove; Chrome plated stem; Carton of 25; 1.5000" Head Dia., 0.3914" Stem Dia., 5.0020" O.A.L.
8	Exhaust, Bulk	66	V-2029B 15 15	Plymouth VIP Base; 4 groove; Chrome plated stem; Carton of 25; 1.5000" Head Dia., 0.3914" Stem Dia., 5.0020" O.A.L.
8	Intake	67	V-1722 Std-5-15	2 groove; 1.7800" Head Dia., 0.3725" Stem Dia., 4.9790" O.A.L.
8	Intake	66	V-1722 Std-5-15	Plymouth VIP Base; 2 groove; 1.7800" Head Dia., 0.3725" Stem Dia., 4.9790" O.A.L.
8	Intake	66	V-1344 Std Only	Exc. Plymouth VIP Base; VINTAGE; 2 groove; 1.8440" Head Dia., 0.3725" Stem Dia., 4.6000" O.A.L.
QTY	VALVE GUIDE	YEARS	PART NO.	DESCRIPTION
8	Guide	67	VG-5062 Std Only	Loc. Exh.; 0.3735" ID, 2.3800" O.A.L.
8	Guide	66	VG-5062 Std Only	Plymouth VIP Base; Loc. Exh.; 0.3735" ID, 2.3800" O.A.L.
8	Guide	66	VG-5033 Std Only	Exc. Plymouth VIP Base; VINTAGE; Loc. Int.; 0.3735" ID, 2.6200" O.A.L.
QTY	VALVE SPRING	YEARS	PART NO.	DESCRIPTION
16	Spring	67-66	VS-510 Std Only	2.0000" Free Height
QTY	VALVE SEAL	YEARS	PART NO.	DESCRIPTION
8	Valve Stem Seal	67-66	ST-2002 Std Only	Loc. Exh.; Exc. Eng. w/double valve springs; Installation requires valve guide machining; (PLY) Polyacrylate
8	Valve Stem Seal	67-66	ST-2014 Std Only	Loc. Exh.; Use w/repair guide; Positive type; Installation requires valve guide machining; (TFL) PTFE
8	Valve Stem Seal	67	MV-1771C Std Only	Loc. Exhaust; Umbrella type; (PLY) Polyacrylate
8	Valve Stem Seal	67-66	ST-2002 Std Only	Loc. Int.; Exc. Eng. w/double valve springs; Installation requires valve guide machining; (PLY) Polyacrylate
8	Valve Stem Seal	67-66	ST-2014 Std Only	Loc. Int.; Use w/repair guide; Positive type; Installation requires valve guide machining; (TFL) PTFE
8	Valve Stem Seal	67	MV-1771C Std Only	Loc. Intake; Umbrella type; (PLY) Polyacrylate
8	Valve Stem Seal	66	MV-1771C Std Only	Plymouth VIP Base; Loc. Exhaust; Umbrella type; (PLY) Polyacrylate
8	Valve Stem Seal	66	MV-1771C Std Only	Plymouth VIP Base; Loc. Intake; Umbrella type; (PLY) Polyacrylate

VALVE TRAIN

VALVE TRAIN

(continued on next page)

Chrysler Car (Incl. Chrysler, DeSoto, Dodge, Plymouth)

51 318 5.2L (5212cc) OHV V8 (16 Valve), 3.9063" Bore (Chrysler Eng.), 2 Bbl. "VIN E" 1967-1966
(cont.)

QTY	VALVE SEAL (cont.)	YEARS	PART NO.	DESCRIPTION
8	Valve Stem Seal Bulk	67-66	ST-2002BC Std Only	Loc. Exh.; Exc. Eng. w/double valve springs; Positive type; Installation requires valve guide machining; Carton of 100; (PLY) Polyacrylate
8	Valve Stem Seal Bulk	67-66	ST-2014BC Std Only	Loc. Exh.; Use w/repair guide; Positive type; Installation requires valve guide machining; Carton of 100; (TFL) PTFE
8	Valve Stem Seal Bulk	67	MV-1771 Std Only	Loc. Exhaust; Umbrella type; Carton of 100; (PLY) Polyacrylate
8	Valve Stem Seal Bulk	67-66	ST-2002BC Std Only	Loc. Int.; Exc. Eng. w/double valve springs; Positive type; Installation requires valve guide machining; Carton of 100; (PLY) Polyacrylate
8	Valve Stem Seal Bulk	67-66	ST-2014BC Std Only	Loc. Int.; Use w/repair guide; Positive type; Installation requires valve guide machining; Carton of 100; (TFL) PTFE
8	Valve Stem Seal Bulk	67	MV-1771 Std Only	Loc. Intake; Umbrella type; Carton of 100; (PLY) Polyacrylate
8	Valve Stem Seal Bulk	66	MV-1771 Std Only	Plymouth VIP Base; Loc. Exhaust; Umbrella type; Carton of 100; (PLY) Polyacrylate
8	Valve Stem Seal Bulk	66	MV-1771 Std Only	Plymouth VIP Base; Loc. Intake; Umbrella type; Carton of 100; (PLY) Polyacrylate
QTY	VALVE SEAT	YEARS	PART NO.	DESCRIPTION
8	Seat	67	245-1625-2 Std Only	Loc. Exh.; Use w/V-2029 & V-2141; 1.6300" OD, 1.3750" ID, 0.2480" Depth
8	Seat	67	245-1625-2N Std Only	Loc. Exh.; Use w/V-2029 & V-2141; Premium Material; 1.6300" OD, 1.3750" ID, 0.2480" Depth
8	Seat	67	245-1812-1 Std Only	Loc. Int.; Use w/V-1722; 1.8175" OD, 1.5625" ID, 0.2480" Depth
8	Seat	67	245-1812-1N Std Only	Loc. Int.; Use w/V-1722; Premium Material; 1.8175" OD, 1.5625" ID, 0.2480" Depth
8	Seat	66	245-1687-2 Std Only	Loc. Exh.; Use w/V-1343; 1.6925" OD, 1.4375" ID, 0.2160" Depth
8	Seat	66	245-1687-2N Std Only	Loc. Exh.; Use w/V-1343; Premium Material; 1.6925" OD, 1.4375" ID, 0.2160" Depth
8	Seat	66	245-1625-2 Std Only	Plymouth VIP Base; Loc. Exh.; Use w/V-2029 & V-2141; 1.6300" OD, 1.3750" ID, 0.2480" Depth
8	Seat	66	245-1625-2N Std Only	Plymouth VIP Base; Loc. Exh.; Use w/V-2029 & V-2141; Premium Material; 1.6300" OD, 1.3750" ID, 0.2480" Depth
8	Seat	66	245-1937-1 Std Only	Exc. Plymouth VIP Base; Loc. Int.; Use w/V-1344; 1.9425" OD, 1.6875" ID, 0.2480" Depth
8	Seat	66	245-1812-1 Std Only	Plymouth VIP Base; Loc. Int.; Use w/V-1722; 1.8175" OD, 1.5625" ID, 0.2480" Depth
8	Seat	66	245-1812-1N Std Only	Plymouth VIP Base; Loc. Int.; Use w/V-1722; Premium Material; 1.8175" OD, 1.5625" ID, 0.2480" Depth
QTY	VALVE, MISC	YEARS	PART NO.	DESCRIPTION
16	Keeper	67-66	VK-66 Std Only	2 groove
16	Keeper	67-66	VK-66R Std Only	2 groove; Hardened
16	Keeper	67-66	VK-174 Std Only	4 groove
16	Keeper	67-66	VK-174R Std Only	4 groove; Hardened
16	Spring Insert	67-66	259-103C Std Only	.015"; ID 1.030"; Carton of 100
16	Spring Insert	67-66	259-103B Std Only	.030"; ID 1.030"; Carton of 100
16	Spring Insert	67-66	259-103BRS Std Only	.030"; ID 1.030"; Carton of 500
16	Spring Insert	67-66	259-103A Std Only	.060"; ID 1.030"; Carton of 100
16	Spring Insert	67-66	259-103ARS Std Only	.060"; ID 1.030"; Carton of 500
QTY	PISTON	YEARS	PART NO.	DESCRIPTION
8	Cast Piston	67	285AP Std-20-30-40-60	Cast; .9842" Pin Dia.; 2 Rings 5/64 Groove, 1 Ring 3/16 Groove, 1.720 CD, Flat Head w/4 valve reliefs; Designed for full-float or press-in-rod pin - 8.5:1 C.R.
8	Cast Piston	67-66	1061NP 30 30-40-60	VINTAGE; Cast; .9844" Pin Dia.; 2 Rings 5/64 Groove, 1 Ring 3/16 Groove, 1.790 CD, Recessed Head .090 deep w/2 valve reliefs
8	Cast Piston	66	285AP Std-20-30-40-60	Plymouth VIP Base; Cast; .9842" Pin Dia.; 2 Rings 5/64 Groove, 1 Ring 3/16 Groove, 1.720 CD, Flat Head w/4 valve reliefs; Designed for full-float or press-in-rod pin - 8.5:1 C.R.
8	Cast Piston - Individual	67	W285AP Std-20-30-40	Cast; .9842" Pin Dia.; 2 Rings 5/64 Groove, 1 Ring 3/16 Groove, 1.720 CD, Flat Head w/4 valve reliefs; Designed for full-float or press-in-rod pin - 8.5:1 C.R.
8	Cast Piston - Individual	67-66	W1061NP 30 * 30	Cast; .9844" Pin Dia.; 2 Rings 5/64 Groove, 1 Ring 3/16 Groove, 1.790 CD, Recessed Head .090 deep w/2 valve reliefs

(continued on next page)

Chrysler Car (Incl. Chrysler, DeSoto, Dodge, Plymouth)

318 5.2L (5212cc) OHV V8 (16 Valve), 3.9063" Bore (Chrysler Eng.), 2 Bbl. "VIN E" 1967-1966 51
(cont.)

QTY	PISTON (cont.)	YEARS	PART NO.	DESCRIPTION
8	Cast Piston - Individual	67-66	W1061P 40 40-60	VINTAGE; Cast; .9842" Pin Dia.; 2 Rings 5/64 Groove, 1 Ring 3/16 Groove, 1.790 CD, Recessed Head .090 deep x 3.000 dia. - 7.1:1 C.R.; Designed for full-float or press-in rod
8	Cast Piston - Individual	66	W285AP Std-20-30-40	Plymouth VIP Base; Cast; .9842" Pin Dia.; 2 Rings 5/64 Groove, 1 Ring 3/16 Groove, 1.720 CD, Flat Head w/4 valve reliefs; Designed for full-float or press-in-rod pin - 8.5:1 C.R.
8	POWERFORGED Piston-Individual	67	WL-2329F 30 30	Powerforged; 0.9842" Pin Dia.; 2 Rings 5/64 Groove, 1 Ring 3/16 Groove, 1.759 CD, Flat Head w/4 valve reliefs. DUROSHIELD® skirt coated piston.
8	Pin Bushing	67-66	2134Y	
8	Pin Bushing	67-66	2134Y20	VINTAGE; w/.020" extra bore stock
QTY	RINGS	YEARS	PART NO.	DESCRIPTION
1	Premium Set	67-66	E-178K Std-20-30-40-60	2-5/64, 1-3/16; Premium Moly
1	Standard Set	67-66	E-178X Std-20-30-40-60	2-5/64, 1-3/16; Iron
QTY	ENGINE BEARINGS	YEARS	PART NO.	DESCRIPTION
1	Main Set	67-66	4923MA Std-1-10-20-30-40-50-60	VINTAGE; A-Series aluminum bearings
1	Main Set	67-66	7452MA 20 20	VINTAGE; A-Series aluminum bearings ; .10MM O/S length flange brg.
1	Rod Set	67-66	8-2130CP Std-1-10-20-30-40-50	8-2130CA 60 avail. as unplated & resizeable
1	Rod Set	67-66	8-7125CH Std-1X-10	Race Performance
1	Rod Set	67-66	8-2130CA 60 60	Unplated & resizeable
1	Rod Set	67-66	8-2130CP 10X2 10X2	Use in .002" O/S Rod Bore
8	Rod Pair	67-66	2130CP Std-1-2-10-20-30-40	
1	Cam Set	67-66	1484M Std Only	
1	Cam Set	67-66	1451M Std Only	VINTAGE; .760" length ctr. brg.
QTY	OIL PUMP	YEARS	PART NO.	DESCRIPTION
1	Oil Pump	67-66	224-4166	
1	Oil Pump	67-66	224-4166V	High Volume, check pan for clearance
1	Inter. Shaft	67	224-6166	
1	Inter. Shaft	66	224-6166	Plymouth VIP Base
1	Screen Assy.	67-66	224-1166	
QTY	GASKETS	YEARS	PART NO.	DESCRIPTION
1	Kit Gasket Set	67	260-1571	VINTAGE; w/2-bolt valve covers; Canadian Built eng.; Premium valve stem seals incl.
1	Kit Gasket Set	67	260-1153	VINTAGE; w/5-bolt valve covers; Exc. Canadian Built eng.; Premium valve stem seals incl.
1	Kit Gasket Set	66	260-1571	VINTAGE; Premium valve stem seals incl.
QTY	FREEZE PLUGS	YEARS	PART NO.	DESCRIPTION
1	Brass Block Plug Kit	67-66	381-8010	
1	Steel Block Plug Kit	67-66	381-4014	
1	Brass Deep Cup Freeze Plug	67-66	381-9001	VINTAGE; 1.625" Diameter
1	Brass Shallow Cup Freeze Plug	67-66	381-7110	1.250" Diameter
1	Steel Deep Cup Freeze Plug	67-66	381-3041	1.625" Diameter
1	Steel Deep Cup Freeze Plug	67-66	381-3054	19/32" Diameter
1	Steel Disc Type Freeze Plug	67-66	381-1020	1.875" Diameter
1	Steel Shallow Cup Freeze Plug	67-66	381-3099	1.250" Diameter

318 5.2L (5212cc) OHV V8 (16 Valve), 3.9063" Bore (Chrysler Eng.), 2 Bbl. "VIN F" 1969-1967 52

QTY	TIMING	YEARS	PART NO.	DESCRIPTION
1	3 Piece Set	69	KT3-160S	Plymouth Barracuda Base, Belvedere Base, Satellite, Fury Sport, VIP, Fury I Base, Fury II Base, Fury III Base, Satellite Base, Valiant 100, Signet; H/D; Hi-Perf.; Incl. double rlr. type chain; (1) 222-160; (1) 223-297; (1) 223-402
1	3 Piece Set	69-67	KT3-361S	Incl. silent type chain; (1) 222-361; (1) 223-358; (1) 223-359
1	3 Piece Set	68	KT3-160S	Exc. Dodge Charger Base, R/T, Coronet 440, 500, Deluxe, R/T, Super Bee, Dart 270, Base, GT, GTS, Monaco 500, Base, Polara 500, Base I Plymouth Cuda Base; H/D; Hi-Perf.; Incl. double rlr. type chain; (1) 222-160; (1) 223-297; (1) 223-402
1	Timing Chain	69	222-160	Plymouth Barracuda Base, Belvedere Base, Satellite, Fury Sport, VIP, Fury I Base, Fury II Base, Fury III Base, Satellite Base, Valiant 100, Signet; H/D; Hi-Perf.; Double rlr.; 68 Links
1	Timing Chain	69-67	222-361	Silent type; 68 Links

(continued on next page)

Chrysler Car (Incl. Chrysler, DeSoto, Dodge, Plymouth)

52 318 5.2L (5212cc) OHV V8 (16 Valve), 3.9063" Bore (Chrysler Eng.), 2 Bbl. "VIN F" 1969-1967
(cont.)

QTY	TIMING (cont.)	YEARS	PART NO.	DESCRIPTION
1	Timing Chain	68	222-160	Exc. Dodge Charger Base, R/T, Coronet 440, 500, Deluxe, R/T, Super Bee, Dart 270, Base, GT, GTS, Monaco 500, Base, Polara 500, Base I Plymouth Cuda Base; H/D; Hi-Perf.; Double rlr.; 68 Links
1	Crank Sprocket	69	223-297	Plymouth Barracuda Base, Belvedere Base, Satellite, Fury Sport, VIP, Fury I Base, Fury II Base, Fury III Base, Satellite Base, Valiant 100, Signet; H/D; Hi-Perf.; Double row; 23 Teeth
1	Crank Sprocket	69-67	223-359	Use w/silent type chain; .405" tooth width sprocket; 23 Teeth
1	Crank Sprocket	68	223-297	Exc. Dodge Charger Base, R/T, Coronet 440, 500, Deluxe, R/T, Super Bee, Dart 270, Base, GT, GTS, Monaco 500, Base, Polara 500, Base I Plymouth Cuda Base; H/D; Hi-Perf.; Double row; 23 Teeth
1	Cam Sprocket	69	223-402	Plymouth Barracuda Base, Belvedere Base, Satellite, Fury Sport, VIP, Fury I Base, Fury II Base, Fury III Base, Satellite Base, Valiant 100, Signet; H/D; Hi-Perf.; Double row; 46 Teeth
1	Cam Sprocket	69-67	223-358	Use w/silent type chain; 46 Teeth
1	Cam Sprocket	68	223-402	Exc. Dodge Charger Base, R/T, Coronet 440, 500, Deluxe, R/T, Super Bee, Dart 270, Base, GT, GTS, Monaco 500, Base, Polara 500, Base I Plymouth Cuda Base; H/D; Hi-Perf.; Double row; 46 Teeth
QTY	CAMSHAFT/LIFTER	YEARS	PART NO.	DESCRIPTION
1	Camshaft	69-67	CS-645	Hyd.; Hydraulic, (050) Duration at .050 Lobe Lift, 192 Exh., 181 Int., 109 Degrees Lobe Separation
1	Prelube		55-403 Std Only	1.5 oz. packet
1	Prelube		55-400 Std Only	4 oz. bottle; 1.5 oz. packet No. 55-403 also avail.
16	Lifter	69-68	HT-2011 Std Only	Hyd.; w/2 grooves
16	Lifter	69-68	HT-2011R Std Only	Speed-Pro Hi-Revolution Hyd.
16	Lifter, Bulk	69-68	HT-2011B Std Only	Hyd.; w/2 grooves; Carton of 117
QTY	CAM KIT	YEARS	PART NO.	DESCRIPTION
1	Cam/Lifter Kit	69-68	KC-645	Hyd.; (1) 55-403B; (1) CS-645; (16) HT-2011
1	Cam/Lifter/Timing Kit	69-68	KCT-645	Hyd.; Incl. silent type chain; (1) 55-403B; (1) CS-645; (16) HT-2011; (1) KT3-361S
QTY	PUSH ROD	YEARS	PART NO.	DESCRIPTION
16	Push Rod	69-68	RP-3194 Std Only	.312" dia. ball at both ends; 7.5000" O.A.L.
16	Push Rod	69-67	RP-3336 Std Only	w/Hyd. lifters; w/adj. rocker arms; 7.2700" O.A.L.
16	Push Rod	67	RP-3120 Std Only	VINTAGE; .230" dia. ball tapered end; .312" dia. ball opposite end; 7.6040" O.A.L.
16	Push Rod, Bulk	69-68	BRP-3194 Std Only	.312" dia. ball at both ends; Carton of 100; 7.5000" O.A.L.
QTY	ROCKER PARTS	YEARS	PART NO.	DESCRIPTION
8	Arm	69-67	R-861 Std Only	Loc. L.H.
8	Arm	69-67	R-862 Std Only	Loc. R.H.
8	Arm, Bulk	69-67	R-861B Std Only	Loc. L.H.; Carton of 64
8	Arm, Bulk	69-67	R-862B Std Only	Loc. R.H.; Carton of 64
1	Rocker Shaft	69-67	RS-626 Std Only	
QTY	VALVE	YEARS	PART NO.	DESCRIPTION
8	Exhaust	69-67	V-2029 Std-5-15	VINTAGE; 4 groove; Chrome plated stem; 1.5000" Head Dia., 0.3715" Stem Dia., 5.0020" O.A.L.
8	Exhaust, Bulk	69-67	V-2029B 15 15	4 groove; Chrome plated stem; Carton of 25; 1.5000" Head Dia., 0.3914" Stem Dia., 5.0020" O.A.L.
8	Intake	69-67	V-1722 Std-5-15	2 groove; 1.7800" Head Dia., 0.3725" Stem Dia., 4.9790" O.A.L.
QTY	VALVE GUIDE	YEARS	PART NO.	DESCRIPTION
8	Guide	69-67	VG-5062 Std Only	Loc. Exh.; 0.3735" ID, 2.3800" O.A.L
QTY	VALVE SPRING	YEARS	PART NO.	DESCRIPTION
16	Spring	69-67	VS-510 Std Only	2.0000" Free Height
QTY	VALVE SEAL	YEARS	PART NO.	DESCRIPTION
8	Valve Stem Seal	69-67	ST-2002 Std Only	Loc. Exh.; Exc. Eng. w/double valve springs; Installation requires valve guide machining; (PLY) Polyacrylate
8	Valve Stem Seal	69-67	ST-2014 Std Only	Loc. Exh.; Use w/repair guide; Positive type; Installation requires valve guide machining; (TFL) PTFE
8	Valve Stem Seal	69-67	MV-1771C Std Only	Loc. Exhaust; Umbrella type; (PLY) Polyacrylate
8	Valve Stem Seal	69-67	ST-2002 Std Only	Loc. Int.; Exc. Eng. w/double valve springs; Installation requires valve guide machining; (PLY) Polyacrylate
8	Valve Stem Seal	69-67	ST-2014 Std Only	Loc. Int.; Use w/repair guide; Positive type; Installation requires valve guide machining; (TFL) PTFE
8	Valve Stem Seal	69-67	MV-1771C Std Only	Loc. Intake; Umbrella type; (PLY) Polyacrylate

(continued on next page)

Chrysler Car (Incl. Chrysler, DeSoto, Dodge, Plymouth)

**318 5.2L (5212cc) OHV V8 (16 Valve), 3.9063" Bore (Chrysler Eng.), 2 Bbl. "VIN F" 1969-1967 52
(cont.)**

QTY	VALVE SEAL (cont.)	YEARS	PART NO.	DESCRIPTION
8	Valve Stem Seal Bulk	69-67	ST-2002BC Std Only	Loc. Exh.; Exc. Eng. w/double valve springs; Positive type; Installation requires valve guide machining; Carton of 100; (PLY) Polyacrylate
8	Valve Stem Seal Bulk	69-67	ST-2014BC Std Only	Loc. Exh.; Use w/repair guide; Positive type; Installation requires valve guide machining; Carton of 100; (TFL) PTFE
8	Valve Stem Seal Bulk	69-67	MV-1771 Std Only	Loc. Exhaust; Umbrella type; Carton of 100; (PLY) Polyacrylate
8	Valve Stem Seal Bulk	69-67	ST-2002BC Std Only	Loc. Int.; Exc. Eng. w/double valve springs; Positive type; Installation requires valve guide machining; Carton of 100; (PLY) Polyacrylate
8	Valve Stem Seal Bulk	69-67	ST-2014BC Std Only	Loc. Int.; Use w/repair guide; Positive type; Installation requires valve guide machining; Carton of 100; (TFL) PTFE
8	Valve Stem Seal Bulk	69-67	MV-1771 Std Only	Loc. Intake; Umbrella type; Carton of 100; (PLY) Polyacrylate
QTY	VALVE SEAT	YEARS	PART NO.	DESCRIPTION
8	Seat	69-67	245-1625-2 Std Only	Loc. Exh.; Use w/V-2029 & V-2141; 1.6300" OD, 1.3750" ID, 0.2480" Depth
8	Seat	69-67	245-1625-2N Std Only	Loc. Exh.; Use w/V-2029 & V-2141; Premium Material; 1.6300" OD, 1.3750" ID, 0.2480" Depth
8	Seat	69-67	245-1812-1 Std Only	Loc. Int.; Use w/V-1722; 1.8175" OD, 1.5625" ID, 0.2480" Depth
8	Seat	69-67	245-1812-1N Std Only	Loc. Int.; Use w/V-1722; Premium Material; 1.8175" OD, 1.5625" ID, 0.2480" Depth
QTY	VALVE, MISC	YEARS	PART NO.	DESCRIPTION
16	Keeper	69-67	VK-66 Std Only	2 groove
16	Keeper	69-67	VK-66R Std Only	2 groove; Hardened
16	Keeper	69-67	VK-174 Std Only	4 groove
16	Keeper	69-67	VK-174R Std Only	4 groove; Hardened
16	Spring Insert	69-67	259-103C Std Only	.015"; ID 1.030"; Carton of 100
16	Spring Insert	69-67	259-103B Std Only	.030"; ID 1.030"; Carton of 100
16	Spring Insert	69-67	259-103BR Std Only	.030"; ID 1.030"; Carton of 500
16	Spring Insert	69-67	259-103A Std Only	.060"; ID 1.030"; Carton of 100
16	Spring Insert	69-67	259-103ARS Std Only	.060"; ID 1.030"; Carton of 500
QTY	PISTON	YEARS	PART NO.	DESCRIPTION
8	Cast Piston	69-67	285AP Std-20-30-40-60	Cast; .9842" Pin Dia.; 2 Rings 5/64 Groove, 1 Ring 3/16 Groove, 1.720 CD, Flat Head w/4 valve reliefs; Designed for full-float or press-in-rod pin - 8.5:1 C.R.
8	Cast Piston	67	1061NP 30 30-40-60	VINTAGE; Cast; .9844" Pin Dia.; 2 Rings 5/64 Groove, 1 Ring 3/16 Groove, 1.790 CD, Recessed Head .090 deep w/2 valve reliefs
8	Cast Piston - Individual	69-67	W285AP Std-20-30-40	Cast; .9842" Pin Dia.; 2 Rings 5/64 Groove, 1 Ring 3/16 Groove, 1.720 CD, Flat Head w/4 valve reliefs; Designed for full-float or press-in-rod pin - 8.5:1 C.R.
8	Cast Piston - Individual	67	W1061NP 30 * 30	Cast; .9844" Pin Dia.; 2 Rings 5/64 Groove, 1 Ring 3/16 Groove, 1.790 CD, Recessed Head .090 deep w/2 valve reliefs
8	Cast Piston - Individual	67	W1061P 40 40-60	VINTAGE; Cast; .9842" Pin Dia.; 2 Rings 5/64 Groove, 1 Ring 3/16 Groove, 1.790 CD, Recessed Head .090 deep x 3.000 dia. - 7.1:1 C.R.; Designed for full-float or press-in rod
8	POWERFORGED Piston-Individual	69-67	WL-2329F 30 30	Powerforged; 0.9842" Pin Dia.; 2 Rings 5/64 Groove, 1 Ring 3/16 Groove, 1.759 CD, Flat Head w/4 valve reliefs. DUROSHIELD® skirt coated piston.
8	Pin Bushing	69-67	2134Y	
8	Pin Bushing	69-67	2134Y20	VINTAGE; w/.020" extra bore stock
QTY	RINGS	YEARS	PART NO.	DESCRIPTION
1	Premium Set	69-67	E-178K Std-20-30-40-60	2-5/64, 1-3/16; Premium Moly
1	Standard Set	69-67	E-178X Std-20-30-40-60	2-5/64, 1-3/16; Iron
QTY	ENGINE BEARINGS	YEARS	PART NO.	DESCRIPTION
1	Main Set	69-67	4923MA Std-1-10-20-30-40-50-60	VINTAGE; A-Series aluminum bearings
1	Main Set	69-67	7452MA 20 20	VINTAGE; A-Series aluminum bearings ; .10MM O/S length flange brg.
1	Rod Set	69-67	8-2130CP Std-1-10-20-30-40-50	8-2130CA 60 avail. as unplated & resizeable
1	Rod Set	69-67	8-7125CH Std-1X-10	Race Performance
1	Rod Set	69-67	8-2130CA 60 60	Unplated & resizeable
1	Rod Set	69-67	8-2130CP 10X2 10X2	Use in .002" O/S Rod Bore
8	Rod Pair	69-67	2130CP Std-1-2-10-20-30-40	
1	Cam Set	69-67	1484M Std Only	

(continued on next page)

* New Item — Check For Availability

Chrysler Car (Incl. Chrysler, DeSoto, Dodge, Plymouth)

52 318 5.2L (5212cc) OHV V8 (16 Valve), 3.9063" Bore (Chrysler Eng.), 2 Bbl. "VIN F" 1969-1967
(cont.)

	QTY	ENGINE BEARINGS	YEARS	PART NO.	DESCRIPTION
BLOCK	1	(cont.) Cam Set	69-67	1451M Std Only	VINTAGE; .760" length ctr. brg.
	1	OIL PUMP	69-67	224-4166	High Volume, check pan for clearance
	1	Oil Pump	69-67	224-4166V	
	1	Inter. Shaft	69-67	224-6166	
	1	Screen Assy.	69-67	224-1166	
	1	GASKETS	69-68	260-1153	VINTAGE; Premium valve stem seals incl.
	1	Kit Gasket Set	67	260-1571	VINTAGE; w/2-bolt valve covers; Canadian Built eng.; Premium valve stem seals incl.
	1	Kit Gasket Set	67	260-1153	VINTAGE; w/5-bolt valve covers; Exc. Canadian Built eng.; Premium valve stem seals incl.
	1	FREEZE PLUGS	69-67	381-8010	VINTAGE; 1.625" Diameter
	1	Brass Block Plug Kit	69-67	381-4014	
	1	Steel Block Plug Kit	69-67	381-9001	
	1	Brass Deep Cup Freeze Plug	69-67	381-7110	
	1	Brass Shallow Cup Freeze Plug	69-67	381-3041	
	1	Steel Deep Cup Freeze Plug	69-67	381-3054	
	1	Steel Deep Cup Freeze Plug	69-67	381-1020	
	1	Steel Disc Type Freeze Plug	69-67	381-3099	

53 318 5.2L (5212cc) OHV V8 (16 Valve), 3.9063" Bore (Chrysler Eng.), 2 Bbl. "VIN G" 1980-1970

	QTY	TIMING	YEARS	PART NO.	DESCRIPTION
VALVE TRAIN	1	3 Piece Set	80-77	KT3-160S	Incl. double rlr. type chain; (1) 222-160; (1) 223-297; (1) 223-402
	1	3 Piece Set	80-70	KT3-361S	Incl. silent type chain; (1) 222-361; (1) 223-358; (1) 223-359
	1	3 Piece Set	76-75	KT3-160S	H/D; Incl. double rlr. type chain; (1) 222-160; (1) 223-297; (1) 223-402
	1	3 Piece Set	74	KT3-160S	Plymouth Barracuda Base, Cuda Base, Duster Base, Road Runner Base, Satellite Base, Custom, Regent, Sebring, Sebring Plus, Scamp Base, Valiant Base, Brougham; H/D; Hi-Perf.; Incl. double rlr. type chain; (1) 222-160; (1) 223-297; (1) 223-402
	1	3 Piece Set	74	KT3-160S	Dodge Challenger Base, Charger Base, Special Edition, Coronet Base, Crestwood, Custom, Dart Base, Custom, Special, Special Edition, Sport, Swinger; H/D; Incl. double rlr. type chain; (1) 222-160; (1) 223-297; (1) 223-402
	1	3 Piece Set	73	KT3-160S	Exc. Dodge Challenger Base, Charger Base, Special Edition, Coronet Base, Crestwood, Custom, Dart Base, Custom, Special, Sport, Swinger, Monaco Base, Polara Base, Custom I Plymouth Fury Sport Suburban, Suburban; H/D; Hi-Perf.; Incl. double rlr. type chain; (1) 222-160; (1) 223-297; (1) 223-402
	1	3 Piece Set	73	KT3-160S	Dodge Challenger Base, Charger Base, Special Edition, Coronet Base, Crestwood, Custom, Dart Base, Custom, Special, Sport, Swinger, Polara Base, Custom; H/D; Incl. double rlr. type chain; (1) 222-160; (1) 223-297; (1) 223-402
	1	3 Piece Set	72	KT3-160S	Exc. Dodge Challenger Base, Rallye, Charger Base, Special Edition, Coronet Base, Crestwood, Custom, Dart Base, Custom, Demon, Special, Swinger, Demon Base, Monaco Base, Polara Base, Custom; H/D; Hi-Perf.; Incl. double rlr. type chain; (1) 222-160; (1) 223-297; (1) 223-402
	1	3 Piece Set	72	KT3-160S	Dodge Challenger Base, Rallye, Charger Base, Special Edition, Coronet Base, Crestwood, Custom, Dart Base, Custom, Demon, Special, Swinger, Polara Base, Custom; H/D; Incl. double rlr. type chain; (1) 222-160; (1) 223-297; (1) 223-402
	1	3 Piece Set	71	KT3-160S	Plymouth Barracuda Base, Gran Coupe, Duster Base, Fury Custom Suburban, Sport, Sport Suburban, Suburban, Fury I Base, Fury II Base, Fury III Base, Satellite Base, Brougham, Custom, Regent, Sebring, Sebring Plus, Scamp Base, Valiant Base; H/D; Hi-Perf.; Incl. double rlr. type chain; (1) 222-160; (1) 223-297; (1) 223-402
	1	3 Piece Set	71	KT3-160S	Dodge Challenger Base, Charger 500, Base, Special Edition, Coronet Base, Brougham, Crestwood, Custom, Dart Base, Custom, Demon, Special, Swinger, Polara Base, Custom; H/D; Incl. double rlr. type chain; (1) 222-160; (1) 223-297; (1) 223-402

(continued on next page)

Chrysler Car (Incl. Chrysler, DeSoto, Dodge, Plymouth)

318 5.2L (5212cc) OHV V8 (16 Valve), 3.9063" Bore (Chrysler Eng.), 2 Bbl. "VIN G" 1980-1970 53
(cont.)

VALVE TRAIN	QTY	TIMING (cont.)	YEARS	PART NO.	DESCRIPTION	VALVE TRAIN
	1	3 Piece Set	70	KT3-160S	Plymouth Barracuda Base, Gran Coupe, Belvedere Base, Satellite, Duster Base, Fury Custom Suburban, Sport, Sport Suburban, Suburban, Fury I Base, Fury II Base, Fury III Base, Valiant Base; H/D; Hi-Perf.; Incl. double rlr. type chain; (1) 222-160; (1) 223-297; (1) 223-402	
	1	3 Piece Set	70	KT3-160S	Dodge Challenger Base, Charger 500, Base, Coronet 440, 500, Deluxe, Dart Base, Custom, Swinger, Monaco Base, Polara Base, Custom; H/D; Incl. double rlr. type chain; (1) 222-160; (1) 223-297; (1) 223-402	
	1	Timing Set w/Gaskets	80-70	CTS-3000	Incl. silent type chain	
	1	Timing Chain	80-75	222-160	H/D; Double rlr.; 68 Links	
	1	Timing Chain	80-70	222-361	Silent type; 68 Links	
	1	Timing Chain	74	222-160	Dodge Challenger Base, Charger Base, Special Edition, Coronet Base, Crestwood, Custom, Dart Base, Custom, Special, Special Edition, Sport, Swinger; H/D; Double rlr.; 68 Links	
	1	Timing Chain	74	222-160	Plymouth Barracuda Base, Cuda Base, Duster Base, Road Runner Base, Satellite Base, Custom, Regent, Sebring, Sebring Plus, Scamp Base, Valiant Base, Brougham; H/D; Hi-Perf.; Double rlr.; 68 Links	
	1	Timing Chain	73	222-160	Dodge Challenger Base, Charger Base, Special Edition, Coronet Base, Crestwood, Custom, Dart Base, Custom, Special, Sport, Swinger, Polara Base, Custom; H/D; Double rlr.; 68 Links	
	1	Timing Chain	73	222-160	Exc. Dodge Challenger Base, Charger Base, Special Edition, Coronet Base, Crestwood, Custom, Dart Base, Custom, Special, Sport, Swinger, Monaco Base, Polara Base, Custom I Plymouth Fury Sport Suburban, Suburban; H/D; Hi-Perf.; Double rlr.; 68 Links	
	1	Timing Chain	72	222-160	Dodge Challenger Base, Rallye, Charger Base, Special Edition, Coronet Base, Crestwood, Custom, Dart Base, Custom, Demon, Special, Swinger, Polara Base, Custom; H/D; Double rlr.; 68 Links	
	1	Timing Chain	72	222-160	Exc. Dodge Challenger Base, Rallye, Charger Base, Special Edition, Coronet Base, Crestwood, Custom, Dart Base, Custom, Demon, Special, Swinger, Demon Base, Monaco Base, Polara Base, Custom; H/D; Hi-Perf.; Double rlr.; 68 Links	
	1	Timing Chain	71	222-160	Dodge Challenger Base, Charger 500, Base, Special Edition, Coronet Base, Brougham, Crestwood, Custom, Dart Base, Custom, Demon, Special, Swinger, Polara Base, Custom; H/D; Double rlr.; 68 Links	
	1	Timing Chain	71	222-160	Plymouth Barracuda Base, Gran Coupe, Duster Base, Fury Custom Suburban, Sport, Sport Suburban, Suburban, Fury I Base, Fury II Base, Fury III Base, Satellite Base, Brougham, Custom, Regent, Sebring, Sebring Plus, Scamp Base, Valiant Base; H/D; Hi-Perf.; Double rlr.; 68 Links	
	1	Timing Chain	70	222-160	Dodge Challenger Base, Charger 500, Base, Coronet 440, 500, Deluxe, Dart Base, Custom, Swinger, Monaco Base, Polara Base, Custom; H/D; Double rlr.; 68 Links	
	1	Timing Chain	70	222-160	Plymouth Barracuda Base, Gran Coupe, Belvedere Base, Satellite, Duster Base, Fury Custom Suburban, Sport, Sport Suburban, Suburban, Fury I Base, Fury II Base, Fury III Base, Valiant Base; H/D; Hi-Perf.; Double rlr.; 68 Links	
	1	Crank Sprocket	80-75	223-297	H/D; Double row; 23 Teeth	
	1	Crank Sprocket	80-70	223-359	Use w/silent type chain; .405" tooth width sprocket; 23 Teeth	
	1	Crank Sprocket	74	223-297	Dodge Challenger Base, Charger Base, Special Edition, Coronet Base, Crestwood, Custom, Dart Base, Custom, Special, Special Edition, Sport, Swinger; H/D; Double row; 23 Teeth	
	1	Crank Sprocket	74	223-297	Plymouth Barracuda Base, Cuda Base, Duster Base, Road Runner Base, Satellite Base, Custom, Regent, Sebring, Sebring Plus, Scamp Base, Valiant Base, Brougham; H/D; Hi-Perf.; Double row; 23 Teeth	
	1	Crank Sprocket	73	223-297	Dodge Challenger Base, Charger Base, Special Edition, Coronet Base, Crestwood, Custom, Dart Base, Custom, Special, Sport, Swinger, Polara Base, Custom; H/D; Double row; 23 Teeth	

(continued on next page)

Chrysler Car (Incl. Chrysler, DeSoto, Dodge, Plymouth)

53 318 5.2L (5212cc) OHV V8 (16 Valve), 3.9063" Bore (Chrysler Eng.), 2 Bbl. "VIN G" 1980-1970
(cont.)

QTY	TIMING (cont.)	YEARS	PART NO.	DESCRIPTION
1	Crank Sprocket	73	223-297	Exc. Dodge Challenger Base, Charger Base, Special Edition, Coronet Base, Crestwood, Custom, Dart Base, Custom, Special, Sport, Swinger, Monaco Base, Polara Base, Custom I Plymouth Fury Sport Suburban, Suburban; H/D; Hi-Perf.; Double row; 23 Teeth
1	Crank Sprocket	72	223-297	Dodge Challenger Base, Rallye, Charger Base, Special Edition, Coronet Base, Crestwood, Custom, Dart Base, Custom, Demon, Special, Swinger, Polara Base, Custom; H/D; Double row; 23 Teeth
1	Crank Sprocket	72	223-297	Exc. Dodge Challenger Base, Rallye, Charger Base, Special Edition, Coronet Base, Crestwood, Custom, Dart Base, Custom, Demon, Special, Swinger, Demon Base, Monaco Base, Polara Base, Custom; H/D; Hi-Perf.; Double row; 23 Teeth
1	Crank Sprocket	71	223-297	Dodge Challenger Base, Charger 500, Base, Special Edition, Coronet Base, Brougham, Crestwood, Custom, Dart Base, Custom, Demon, Special, Swinger, Polara Base, Custom; H/D; Double row; 23 Teeth
1	Crank Sprocket	71	223-297	Plymouth Barracuda Base, Gran Coupe, Duster Base, Fury Custom Suburban, Sport, Sport Suburban, Suburban, Fury I Base, Fury II Base, Fury III Base, Satellite Base, Brougham, Custom, Regent, Sebring, Sebring Plus, Scamp Base, Valiant Base; H/D; Hi-Perf.; Double row; 23 Teeth
1	Crank Sprocket	70	223-297	Dodge Challenger Base, Charger 500, Base, Coronet 440, 500, Deluxe, Dart Base, Custom, Swinger, Monaco Base, Polara Base, Custom; H/D; Double row; 23 Teeth
1	Crank Sprocket	70	223-297	Plymouth Barracuda Base, Gran Coupe, Belvedere Base, Satellite, Duster Base, Fury Custom Suburban, Sport, Sport Suburban, Suburban, Fury I Base, Fury II Base, Fury III Base, Valiant Base; H/D; Hi-Perf.; Double row; 23 Teeth
1	Cam Sprocket	80-75	223-402	H/D; Double row; 46 Teeth
1	Cam Sprocket	80-70	223-358	Use w/silent type chain; 46 Teeth
1	Cam Sprocket	74	223-402	Dodge Challenger Base, Charger Base, Special Edition, Coronet Base, Crestwood, Custom, Dart Base, Custom, Special, Special Edition, Sport, Swinger; H/D; Double row; 46 Teeth
1	Cam Sprocket	74	223-402	Plymouth Barracuda Base, Cuda Base, Duster Base, Road Runner Base, Satellite Base, Custom, Regent, Sebring, Sebring Plus, Scamp Base, Valiant Base, Brougham; H/D; Hi-Perf.; Double row; 46 Teeth
1	Cam Sprocket	73	223-402	Dodge Challenger Base, Charger Base, Special Edition, Coronet Base, Crestwood, Custom, Dart Base, Custom, Special, Sport, Swinger, Polara Base, Custom; H/D; Double row; 46 Teeth
1	Cam Sprocket	73	223-402	Exc. Dodge Challenger Base, Charger Base, Special Edition, Coronet Base, Crestwood, Custom, Dart Base, Custom, Special, Sport, Swinger, Monaco Base, Polara Base, Custom I Plymouth Fury Sport Suburban, Suburban; H/D; Hi-Perf.; Double row; 46 Teeth
1	Cam Sprocket	72	223-402	Dodge Challenger Base, Rallye, Charger Base, Special Edition, Coronet Base, Crestwood, Custom, Dart Base, Custom, Demon, Special, Swinger, Polara Base, Custom; H/D; Double row; 46 Teeth
1	Cam Sprocket	72	223-402	Exc. Dodge Challenger Base, Rallye, Charger Base, Special Edition, Coronet Base, Crestwood, Custom, Dart Base, Custom, Demon, Special, Swinger, Demon Base, Monaco Base, Polara Base, Custom; H/D; Hi-Perf.; Double row; 46 Teeth
1	Cam Sprocket	71	223-402	Dodge Challenger Base, Charger 500, Base, Special Edition, Coronet Base, Brougham, Crestwood, Custom, Dart Base, Custom, Demon, Special, Swinger, Polara Base, Custom; H/D; Double row; 46 Teeth
1	Cam Sprocket	71	223-402	Plymouth Barracuda Base, Gran Coupe, Duster Base, Fury Custom Suburban, Sport, Sport Suburban, Suburban, Fury I Base, Fury II Base, Fury III Base, Satellite Base, Brougham, Custom, Regent, Sebring, Sebring Plus, Scamp Base, Valiant Base; H/D; Hi-Perf.; Double row; 46 Teeth
1	Cam Sprocket	70	223-402	Dodge Challenger Base, Charger 500, Base, Coronet 440, 500, Deluxe, Dart Base, Custom, Swinger, Monaco Base, Polara Base, Custom; H/D; Double row; 46 Teeth

VALVE TRAIN

VALVE TRAIN

(continued on next page)

Chrysler Car (Incl. Chrysler, DeSoto, Dodge, Plymouth)

318 5.2L (5212cc) OHV V8 (16 Valve), 3.9063" Bore (Chrysler Eng.), 2 Bbl. "VIN G" 1980-1970 **53**
(cont.)

QTY	TIMING (cont.)	YEARS	PART NO.	DESCRIPTION
1	Cam Sprocket	70	223-402	Plymouth Barracuda Base, Gran Coupe, Belvedere Base, Satellite, Duster Base, Fury Custom Suburban, Sport, Sport Suburban, Suburban, Fury I Base, Fury II Base, Fury III Base, Valiant Base; H/D; Hi-Perf.; Double row; 46 Teeth
1	CAMSHAFT/LIFTER Camshaft	80-70	CS-645	DESCRIPTION Hyd.; Hydraulic, (050) Duration at .050 Lobe Lift, 192 Exh., 181 Int., 109 Degrees Lobe Separation
1	Prelube		55-403 Std Only	1.5 oz. packet
1	Prelube		55-400 Std Only	4 oz. bottle; 1.5 oz. packet No. 55-403 also avail.
16	Lifter	80-70	HT-2011 Std Only	Hyd.; w/2 grooves
16	Lifter	80-70	HT-2011R Std Only	Speed-Pro Hi-Revolution Hyd.
16	Lifter, Bulk	80-70	HT-2011B Std Only	Hyd.; w/2 grooves; Carton of 117
1	CAM KIT Cam/Lifter Kit	80-70	KC-645	DESCRIPTION Hyd.; (1) 55-403B; (1) CS-645; (16) HT-2011
1	Cam/Lifter/Timing Kit	80-77	KCT-645A	Hyd.; Incl. double rlr. type chain; (1) 55-403B; (1) CS-645; (16) HT-2011; (1) KT3-160S
1	Cam/Lifter/Timing Kit	80-70	KCT-645	Hyd.; Incl. silent type chain; (1) 55-403B; (1) CS-645; (16) HT-2011; (1) KT3-361S
16	PUSH ROD Push Rod	80-70	RP-3194 Std Only	DESCRIPTION .312" dia. ball at both ends; 7.5000" O.A.L.
16	Push Rod	80-70	RP-3336 Std Only	w/Hyd. lifters; w/adj. rocker arms; 7.2700" O.A.L.
16	Push Rod, Bulk	80-70	BRP-3194 Std Only	.312" dia. ball at both ends; Carton of 100; 7.5000" O.A.L.
8	ROCKER PARTS Arm	80-70	R-861 Std Only	DESCRIPTION Loc. L.H.
8	Arm	80-70	R-862 Std Only	Loc. R.H.
8	Arm, Bulk	80-70	R-861B Std Only	Loc. L.H.; Carton of 64
8	Arm, Bulk	80-70	R-862B Std Only	Loc. R.H.; Carton of 64
1	Rocker Shaft	80-70	RS-626 Std Only	
8	VALVE Exhaust	80-79	V-2141 Std Only	DESCRIPTION Chrome plated stem; 4 groove; 1.5000" Head Dia., 0.3715" Stem Dia., 4.9820" O.A.L.
8	Exhaust	78-70	V-2029 Std-5-15	VINTAGE; 4 groove; Chrome plated stem; 1.5000" Head Dia., 0.3715" Stem Dia., 5.0020" O.A.L.
8	Exhaust, Bulk	78-70	V-2029B 15 15	4 groove; Chrome plated stem; Carton of 25; 1.5000" Head Dia., 0.3914" Stem Dia., 5.0020" O.A.L.
8	Intake	80-70	V-1722 Std-5-15	2 groove; 1.7800" Head Dia., 0.3725" Stem Dia., 4.9790" O.A.L.
8	VALVE GUIDE Guide	80-70	VG-5062 Std Only	DESCRIPTION Loc. Exh.; 0.3735" ID, 2.3800" O.A.L.
16	VALVE SPRING Spring	80-70	VS-510 Std Only	DESCRIPTION 2.0000" Free Height
8	VALVE SEAL Valve Stem Seal	80-70	ST-2002 Std Only	DESCRIPTION Loc. Exh.; Exc. Eng. w/double valve springs; Installation requires valve guide machining; (PLY) Polyacrylate
8	Valve Stem Seal	80-78	MV-1918 Std Only	Loc. Exh.; Umbrella type; (VTN) Viton®
8	Valve Stem Seal	80-70	ST-2002 Std Only	Loc. Int.; Exc. Eng. w/double valve springs; Installation requires valve guide machining; (PLY) Polyacrylate
8	Valve Stem Seal	80-79	ST-2048 Std Only	Loc. Int.; Positive type; (VTN) Viton®
16	Valve Stem Seal	80-79	ST-2014 Std Only	Use w/repair guide; Positive type; Installation requires valve guide machining; (TFL) PTFE
8	Valve Stem Seal	78-70	ST-2014 Std Only	Loc. Exh.; Use w/repair guide; Positive type; Installation requires valve guide machining; (TFL) PTFE
8	Valve Stem Seal	78-73	ST-2048 Std Only	Loc. Int.; O.E. design; Positive type; (VTN) Viton®
8	Valve Stem Seal	78-70	ST-2014 Std Only	Loc. Int.; Use w/repair guide; Positive type; Installation requires valve guide machining; (TFL) PTFE
8	Valve Stem Seal	77-75	MV-1918 Std Only	Loc. Exh.; Exc. Hi Alt.; Umbrella type; (VTN) Viton®
8	Valve Stem Seal	77-75	MV-1771C Std Only	Loc. Exh.; Hi Alt.; Umbrella type; (PLY) Polyacrylate
8	Valve Stem Seal	74-72	MV-1771C Std Only	Loc. Exh.; Umbrella type; (PLY) Polyacrylate
8	Valve Stem Seal	71-70	MV-1771C Std Only	Loc. Exhaust; Umbrella type; (PLY) Polyacrylate
8	Valve Stem Seal	71-70	MV-1771C Std Only	Loc. Intake; Umbrella type; (PLY) Polyacrylate
8	Valve Stem Seal Bulk	80-70	ST-2002BC Std Only	Loc. Exh.; Exc. Eng. w/double valve springs; Positive type; Installation requires valve guide machining; Carton of 100; (PLY) Polyacrylate
8	Valve Stem Seal Bulk	80-70	ST-2002BC Std Only	Loc. Int.; Exc. Eng. w/double valve springs; Positive type; Installation requires valve guide machining; Carton of 100; (PLY) Polyacrylate
16	Valve Stem Seal Bulk	80-79	ST-2014BC Std Only	Use w/repair guide; Positive type; Installation requires valve guide machining; Carton of 100; (TFL) PTFE

VALVE TRAIN

VALVE TRAIN

(continued on next page)

Chrysler Car (Incl. Chrysler, DeSoto, Dodge, Plymouth)

53 318 5.2L (5212cc) OHV V8 (16 Valve), 3.9063" Bore (Chrysler Eng.), 2 Bbl. "VIN G" 1980-1970
(cont.)

QTY	VALVE SEAL (cont.)	YEARS	PART NO.	DESCRIPTION
8	Valve Stem Seal Bulk	78-70	ST-2014BC Std Only	Loc. Exh.; Use w/repair guide; Positive type; Installation requires valve guide machining; Carton of 100; (TFL) PTFE
8	Valve Stem Seal Bulk	78-70	ST-2014BC Std Only	Loc. Int.; Use w/repair guide; Positive type; Installation requires valve guide machining; Carton of 100; (TFL) PTFE
8	Valve Stem Seal Bulk	77-75	MV-1771 Std Only	Loc. Exh.; Hi Alt.; Umbrella type; Carton of 100; (PLY) Polyacrylate
8	Valve Stem Seal Bulk	74-72	MV-1771 Std Only	Loc. Exh.; Umbrella type; Carton of 100; (PLY) Polyacrylate
8	Valve Stem Seal Bulk	71-70	MV-1771 Std Only	Loc. Exhaust; Umbrella type; Carton of 100; (PLY) Polyacrylate
8	Valve Stem Seal Bulk	71-70	MV-1771 Std Only	Loc. Intake; Umbrella type; Carton of 100; (PLY) Polyacrylate
QTY	VALVE SEAT	YEARS	PART NO.	DESCRIPTION
8	Seat	80-70	245-1625-2 Std Only	Loc. Exh.; Use w/V-2029 & V-2141; 1.6300" OD, 1.3750" ID, 0.2480" Depth
8	Seat	80-70	245-1625-2N Std Only	Loc. Exh.; Use w/V-2029 & V-2141; Premium Material; 1.6300" OD, 1.3750" ID, 0.2480" Depth
8	Seat	80-70	245-1812-1 Std Only	Loc. Int.; Use w/V-1722; 1.8175" OD, 1.5625" ID, 0.2480" Depth
8	Seat	80-70	245-1812-1N Std Only	Loc. Int.; Use w/V-1722; Premium Material; 1.8175" OD, 1.5625" ID, 0.2480" Depth
8	Seat	80	245-2000-1 Std Only	Loc. Int.; Use w/V-1908; 2.0055" OD, 1.7500" ID, 0.2160" Depth
QTY	VALVE, MISC	YEARS	PART NO.	DESCRIPTION
16	Keeper	80-70	VK-66 Std Only	2 groove
16	Keeper	80-70	VK-66R Std Only	2 groove; Hardened
16	Keeper	80-70	VK-174 Std Only	4 groove
16	Keeper	80-70	VK-174R Std Only	4 groove; Hardened
16	Spring Insert	80-70	259-103C Std Only	.015"; ID 1.030"; Carton of 100
16	Spring Insert	80-70	259-103B Std Only	.030"; ID 1.030"; Carton of 100
16	Spring Insert	80-70	259-103BRS Std Only	.030"; ID 1.030"; Carton of 500
16	Spring Insert	80-70	259-103A Std Only	.060"; ID 1.030"; Carton of 100
16	Spring Insert	80-70	259-103ARS Std Only	.060"; ID 1.030"; Carton of 500
QTY	PISTON	YEARS	PART NO.	DESCRIPTION
8	Cast Piston	80-70	285AP Std-20-30-40-60	Cast; .9842" Pin Dia.; 2 Rings 5/64 Groove, 1 Ring 3/16 Groove, 1.720 CD, Flat Head w/4 valve reliefs; Designed for full-float or press-in-rod pin - 8.5:1 C.R.
8	Cast Piston - Individual	80-70	W285AP Std-20-30-40	Cast; .9842" Pin Dia.; 2 Rings 5/64 Groove, 1 Ring 3/16 Groove, 1.720 CD, Flat Head w/4 valve reliefs; Designed for full-float or press-in-rod pin - 8.5:1 C.R.
8	POWERFORGED Piston-Individual	72-70	WL-2329F 30 30	Powerforged; 0.9842" Pin Dia.; 2 Rings 5/64 Groove, 1 Ring 3/16 Groove, 1.759 CD, Flat Head w/4 valve reliefs. DUROSHIELD® skirt coated piston.
8	Pin Bushing	80-70	2134Y	
8	Pin Bushing	80-70	2134Y20	VINTAGE; w/.020" extra bore stock
QTY	RINGS	YEARS	PART NO.	DESCRIPTION
1	Premium Set	80-70	E-178K Std-20-30-40-60	2-5/64, 1-3/16; Premium Moly
1	Standard Set	80-70	E-178X Std-20-30-40-60	2-5/64, 1-3/16; Iron
QTY	ENGINE BEARINGS	YEARS	PART NO.	DESCRIPTION
1	Main Set	80-79	5095MA Std-10-20-30	A-Series aluminum bearings ; 3.530" max. flange OD; Pos. 1 bearing full grooved
1	Main Set	78-74	5024MA Std-1-10-20-30	A-Series aluminum bearings ; 3.530" max. flange OD; Pos. 1 upper brg. grooved
1	Main Set	73-70	4923MA Std-1-10-20-30-40-50-60	VINTAGE; A-Series aluminum bearings
1	Main Set	73-70	7452MA 20 20	VINTAGE; A-Series aluminum bearings ; .10MM O/S length flange brg.
1	Rod Set	80-70	8-2130CP Std-1-10-20-30-40-50	8-2130CA 60 avail. as unplated & resizeable
1	Rod Set	80-70	8-7125CH Std-1X-10	Race Performance
1	Rod Set	80-70	8-2130CA 60 60	Unplated & resizeable
1	Rod Set	80-70	8-2130CP 10X2 10X2	Use in .002" O/S Rod Bore
8	Rod Pair	80-70	2130CP Std-1-2-10-20-30-40	
1	Cam Set	80-70	1484M Std Only	
1	Cam Set	79-70	1451M Std Only	VINTAGE; .760" length ctr. brg.
QTY	OIL PUMP	YEARS	PART NO.	DESCRIPTION
1	Oil Pump	80-70	224-4166	
1	Oil Pump	80-70	224-4166V	High Volume, check pan for clearance
1	Inter. Shaft	80-70	224-6166	

(continued on next page)

Chrysler Car (Incl. Chrysler, DeSoto, Dodge, Plymouth)

318 5.2L (5212cc) OHV V8 (16 Valve), 3.9063" Bore (Chrysler Eng.), 2 Bbl. "VIN G" 1980-1970 53
(cont.)

BLOCK	QTY	OIL PUMP (cont.)	YEARS	PART NO.	DESCRIPTION	BLOCK
	1	Screen Assy.	80-70	224-1166		
	QTY	GASKETS	YEARS	PART NO.	DESCRIPTION	
	1	Kit Gasket Set	80-79	260-1152	Premium valve stem seals incl.	
	1	Kit Gasket Set	78-76	260-1152	Hi-Perf. eng.; Premium valve stem seals incl.	
	1	Kit Gasket Set	78-76	260-1153	VINTAGE; Exc. Hi-Perf. eng.; Premium valve stem seals incl.	
	1	Kit Gasket Set	75-70	260-1153	VINTAGE; Premium valve stem seals incl.	
	QTY	FREEZE PLUGS	YEARS	PART NO.	DESCRIPTION	
	1	Brass Block Plug Kit	80-70	381-8010		
	1	Steel Block Plug Kit	80-70	381-4014		
	1	Brass Deep Cup Freeze Plug	80-70	381-9001	VINTAGE; 1.625" Diameter	
	1	Brass Shallow Cup Freeze Plug	80-70	381-7110	1.250" Diameter	
	1	Steel Deep Cup Freeze Plug	80-70	381-3041	1.625" Diameter	
	1	Steel Deep Cup Freeze Plug	80-70	381-3054	1.932" Diameter	
	1	Steel Disc Type Freeze Plug	80-70	381-1020	1.875" Diameter	
	1	Steel Shallow Cup Freeze Plug	80-70	381-3099	1.250" Diameter	

KITS	RE-RING KIT			PREMIUM KIT NO.	ECONOMY KIT NO.	KITS
	YEARS	DESCRIPTION				
	80-79	Premium valve stem seals incl.	Re-ring	205-718	----	
	80-79	Premium valve stem seals incl.	Re-ring	----	205-218A	
	80-79	Incl. A-Series aluminum bearings ; w/3.530" max. brg. flange OD; Pos. 1 bearing full grooved; Premium valve stem seals incl.	Re-ring w/Mains	205-718AM	205-218AM	
	OVERHAUL KIT			PREMIUM KIT NO.	ECONOMY KIT NO.	
	YEARS	DESCRIPTION				
	80-79	Premium valve stem seals incl.; Incl. double rlr. type chain	Master w/o Rods & Mains	----	505-218D	
	80-79	Premium valve stem seals incl.; Incl. double rlr. type chain	Master w/o Rods & Mains	505-718A	----	
	80-79	Premium valve stem seals incl.; Incl. silent type chain	Master w/o Rods & Mains	----	505-218A	
	80-79	Premium valve stem seals incl.; Incl. silent type chain	Master w/o Rods & Mains	505-718C	----	
	78-77	Hi-Perf. Engs.; Premium valve stem seals incl.; Incl. double rlr. type chain	Master w/o Rods & Mains	505-718A	----	
	80-79	Incl. A-Series aluminum bearings ; w/3.530" max. brg. flange OD; Pos. 1 bearing full grooved; Premium valve stem seals incl.; Incl. double rlr. type chain	Master	MKP-718D	MKP-218D	
	80-79	Incl. A-Series aluminum bearings ; w/3.530" max. brg. flange OD; Pos. 1 bearing full grooved; Premium valve stem seals incl.; Incl. silent type chain	Master	MKP-718C	MKP-218C	
	80-79	Incl. A-Series aluminum bearings ; w/3.530" max. brg. flange OD; Pos. 1 bearing full grooved; Cam/lifter kit not incl.; Premium valve stem seals incl.; Incl. double rlr. type chain	Master w/o Pistons	MK-718H	MK-218H	
	80-79	Incl. A-Series aluminum bearings ; w/3.530" max. brg. flange OD; Pos. 1 bearing full grooved; Premium valve stem seals incl.; Incl. double rlr. type chain	Master w/o Pistons	MK-718D	MK-218D	
	80-79	Incl. A-Series aluminum bearings ; w/3.530" max. brg. flange OD; Pos. 1 bearing full grooved; Premium valve stem seals incl.; Incl. silent type chain	Master w/o Pistons	MK-718C	MK-218C	

318 5.2L (5212cc) OHV V8 (16 Valve), 3.9063" Bore (Chrysler Eng.), 4 Bbl. "VIN H" 1980-1978 54

QTY	TIMING	YEARS	PART NO.	DESCRIPTION
1	3 Piece Set	80-78	KT3-160S	Incl. double rlr. type chain; (1) 222-160; (1) 223-297; (1) 223-402
1	3 Piece Set	80-78	KT3-361S	Incl. silent type chain; (1) 222-361; (1) 223-358; (1) 223-359
1	Timing Set w/Gaskets	80-78	CTS-3002	Incl. double rlr. type chain
1	Timing Chain	80-78	222-160	Double rlr.; 68 Links
1	Timing Chain	80-78	222-361	Std. Engs.; Silent type; 68 Links
1	Crank Sprocket	80-78	223-297	Double row; 23 Teeth
1	Crank Sprocket	80-78	223-359	Use w/silent type chain; .405" tooth width sprocket; 23 Teeth
1	Cam Sprocket	80-78	223-402	Double row; 46 Teeth
1	Cam Sprocket	80-78	223-358	Std. Engs.; Use w/silent type chain; 46 Teeth

(continued on next page)

Chrysler Car (Incl. Chrysler, DeSoto, Dodge, Plymouth)

54 318 5.2L (5212cc) OHV V8 (16 Valve), 3.9063" Bore (Chrysler Eng.), 4 Bbl. "VIN H" 1980-1978
(cont.)

QTY	CAMSHAFT/LIFTER	YEARS	PART NO.	DESCRIPTION
1	Camshaft	80-78	CS-645	Hyd.; Hydraulic, (050) Duration at .050 Lobe Lift, 192 Exh., 181 Int., 109 Degrees Lobe Separation
1	Prelube		55-403 Std Only	1.5 oz. packet
1	Prelube		55-400 Std Only	4 oz. bottle; 1.5 oz. packet No. 55-403 also avail.
16	Lifter	80-78	HT-2011 Std Only	Hyd.; w/2 grooves
16	Lifter	80-78	HT-2011R Std Only	Speed-Pro Hi-Revolution Hyd.
16	Lifter, Bulk	80-78	HT-2011B Std Only	Hyd.; w/2 grooves; Carton of 117
QTY	CAM KIT	YEARS	PART NO.	DESCRIPTION
1	Cam/Lifter Kit	80-78	KC-645	Hyd.; (1) 55-403B; (1) CS-645; (16) HT-2011
1	Cam/Lifter/Timing Kit	80-78	KCT-645A	Hyd.; Incl. double rlr. type chain; (1) 55-403B; (1) CS-645; (16) HT-2011; (1) KT3-160S
1	Cam/Lifter/Timing Kit	80-78	KCT-645	Hyd.; Incl. silent type chain; (1) 55-403B; (1) CS-645; (16) HT-2011; (1) KT3-361S
QTY	PUSH ROD	YEARS	PART NO.	DESCRIPTION
16	Push Rod	80-78	RP-3194 Std Only	.312" dia. ball at both ends; 7.5000" O.A.L.
16	Push Rod	80-78	RP-3336 Std Only	w/Hyd. lifters; w/adj. rocker arms; 7.2700" O.A.L.
16	Push Rod, Bulk	80-78	BRP-3194 Std Only	.312" dia. ball at both ends; Carton of 100; 7.5000" O.A.L.
QTY	ROCKER PARTS	YEARS	PART NO.	DESCRIPTION
8	Arm	80-78	R-861 Std Only	Loc. L.H.
8	Arm	80-78	R-862 Std Only	Loc. R.H.
8	Arm, Bulk	80-78	R-861B Std Only	Loc. L.H.; Carton of 64
8	Arm, Bulk	80-78	R-862B Std Only	Loc. R.H.; Carton of 64
1	Rocker Shaft	80-78	RS-626 Std Only	
QTY	VALVE	YEARS	PART NO.	DESCRIPTION
8	Exhaust	79	V-2141 Std Only	Chrome plated stem; 4 groove; 1.5000" Head Dia., 0.3715" Stem Dia., 4.9820" O.A.L.
8	Exhaust	78	V-2029 Std-5-15	VINTAGE; 4 groove; Chrome plated stem; 1.5000" Head Dia., 0.3715" Stem Dia., 5.0020" O.A.L.
8	Exhaust, Bulk	78	V-2029B 15 15	4 groove; Chrome plated stem; Carton of 25; 1.5000" Head Dia., 0.3914" Stem Dia., 5.0020" O.A.L.
8	Intake	80	V-1908 Std-15	2 groove; 1.8800" Head Dia., 0.3725" Stem Dia., 4.9810" O.A.L.
8	Intake	79-78	V-1722 Std-5-15	2 groove; 1.7800" Head Dia., 0.3725" Stem Dia., 4.9790" O.A.L.
QTY	VALVE GUIDE	YEARS	PART NO.	DESCRIPTION
8	Guide	80-78	VG-5062 Std Only	Loc. Exh.; 0.3735" ID, 2.3800" O.A.L.
QTY	VALVE SEAL	YEARS	PART NO.	DESCRIPTION
8	Valve Stem Seal	80-78	ST-2002 Std Only	Loc. Exh.; Exc. Eng. w/double valve springs; Installation requires valve guide machining; (PLY) Polyacrylate
8	Valve Stem Seal	80-79	MV-1918 Std Only	Loc. Exh.; Umbrella type; (VTN) Viton®
8	Valve Stem Seal	80-78	ST-2002 Std Only	Loc. Int.; Exc. Eng. w/double valve springs; Installation requires valve guide machining; (PLY) Polyacrylate
8	Valve Stem Seal	80-79	ST-2048 Std Only	Loc. Int.; Positive type; (VTN) Viton®
16	Valve Stem Seal	80-79	ST-2014 Std Only	Use w/repair guide; Positive type; Installation requires valve guide machining; (TFL) PTFE
8	Valve Stem Seal	78	MV-1771C Std Only	Loc. Exh.; Umbrella type; (PLY) Polyacrylate
8	Valve Stem Seal	78	ST-2014 Std Only	Loc. Exh.; Use w/repair guide; Positive type; Installation requires valve guide machining; (TFL) PTFE
8	Valve Stem Seal	78	ST-2014 Std Only	Loc. Int.; Use w/repair guide; Positive type; Installation requires valve guide machining; (TFL) PTFE
8	Valve Stem Seal Bulk	80-78	ST-2002BC Std Only	Loc. Exh.; Exc. Eng. w/double valve springs; Positive type; Installation requires valve guide machining; Carton of 100; (PLY) Polyacrylate
8	Valve Stem Seal Bulk	80-78	ST-2002BC Std Only	Loc. Int.; Exc. Eng. w/double valve springs; Positive type; Installation requires valve guide machining; Carton of 100; (PLY) Polyacrylate
16	Valve Stem Seal Bulk	80-79	ST-2014BC Std Only	Use w/repair guide; Positive type; Installation requires valve guide machining; Carton of 100; (TFL) PTFE
8	Valve Stem Seal Bulk	78	MV-1771 Std Only	Loc. Exh.; Umbrella type; Carton of 100; (PLY) Polyacrylate
8	Valve Stem Seal Bulk	78	ST-2014BC Std Only	Loc. Exh.; Use w/repair guide; Positive type; Installation requires valve guide machining; Carton of 100; (TFL) PTFE
8	Valve Stem Seal Bulk	78	ST-2014BC Std Only	Loc. Int.; Use w/repair guide; Positive type; Installation requires valve guide machining; Carton of 100; (TFL) PTFE
QTY	VALVE SEAT	YEARS	PART NO.	DESCRIPTION
8	Seat	80-78	245-1625-2 Std Only	Loc. Exh.; Use w/V-2029 & V-2141; 1.6300" OD, 1.3750" ID, 0.2480" Depth
8	Seat	80-78	245-1625-2N Std Only	Loc. Exh.; Use w/V-2029 & V-2141; Premium Material; 1.6300" OD, 1.3750" ID, 0.2480" Depth

VALVE TRAIN

VALVE TRAIN

(continued on next page)

Chrysler Car (Incl. Chrysler, DeSoto, Dodge, Plymouth)

318 5.2L (5212cc) OHV V8 (16 Valve), 3.9063" Bore (Chrysler Eng.), 4 Bbl. "VIN H" 1980-1978 54 (cont.)

VALVE TRAIN	QTY	VALVE SEAT (cont.)	YEARS	PART NO.	DESCRIPTION	VALVE TRAIN		
	8	Seat	80-78	245-1812-1 Std Only	Loc. Int.; Use w/V-1722; 1.8175" OD, 1.5625" ID, 0.2480" Depth			
	8	Seat	80-78	245-1812-1N Std Only	Loc. Int.; Use w/V-1722; Premium Material; 1.8175" OD, 1.5625" ID, 0.2480" Depth			
	8	Seat	80	245-2000-1 Std Only	Loc. Int.; Use w/V-1908; 2.0055" OD, 1.7500" ID, 0.2160" Depth			
VALVE TRAIN	QTY	VALVE, MISC	YEARS	PART NO.	DESCRIPTION	VALVE TRAIN		
	16	Keeper	80-78	VK-66 Std Only	2 groove			
	16	Keeper	80-78	VK-66R Std Only	2 groove; Hardened			
	16	Keeper	80-78	VK-174 Std Only	4 groove			
	16	Keeper	80-78	VK-174R Std Only	4 groove; Hardened			
	16	Spring Insert	80-78	259-103C Std Only	.015"; ID 1.030"; Carton of 100			
	16	Spring Insert	80-78	259-103B Std Only	.030"; ID 1.030"; Carton of 100			
	16	Spring Insert	80-78	259-103BRS Std Only	.030"; ID 1.030"; Carton of 500			
	16	Spring Insert	80-78	259-103A Std Only	.060"; ID 1.030"; Carton of 100			
	16	Spring Insert	80-78	259-103ARS Std Only	.060"; ID 1.030"; Carton of 500			
BLOCK	QTY	PISTON	YEARS	PART NO.	DESCRIPTION	BLOCK		
	8	Cast Piston	80-78	285AP Std-20-30-40-60	Cast; .9842" Pin Dia.; 2 Rings 5/64 Groove, 1 Ring 3/16 Groove, 1.720 CD, Flat Head w/4 valve reliefs; Designed for full-float or press-in-rod pin - 8.5:1 C.R.			
	8	Cast Piston - Individual	80-78	W285AP Std-20-30-40	Cast; .9842" Pin Dia.; 2 Rings 5/64 Groove, 1 Ring 3/16 Groove, 1.720 CD, Flat Head w/4 valve reliefs; Designed for full-float or press-in-rod pin - 8.5:1 C.R.			
	8	Pin Bushing	80-78	2134Y				
	8	Pin Bushing	80-78	2134Y20	VINTAGE; w/.020" extra bore stock			
BLOCK	QTY	RINGS	YEARS	PART NO.	DESCRIPTION	BLOCK		
	1	Premium Set	80-78	E-178K Std-20-30-40-60	2-5/64, 1-3/16; Premium Moly			
	1	Standard Set	80-78	E-178X Std-20-30-40-60	2-5/64, 1-3/16; Iron			
BLOCK	QTY	ENGINE BEARINGS	YEARS	PART NO.	DESCRIPTION	BLOCK		
	1	Main Set	80-79	5095MA Std-10-20-30	A-Series aluminum bearings ; 3.530" max. flange OD; Pos. 1 bearing full grooved			
	1	Main Set	78	5024MA Std-1-10-20-30	A-Series aluminum bearings ; 3.530" max. flange OD; Pos. 1 upper brg. grooved			
	1	Rod Set	80-78	8-2130CP Std-1-10-20-30-40-50	8-2130CA 60 avail. as unplated & resizeable			
	1	Rod Set	80-78	8-7125CH Std-1X-10	Race Performance			
	1	Rod Set	80-78	8-2130CA 60 60	Unplated & resizeable			
	1	Rod Set	80-78	8-2130CP 10X2 10X2	Use in .002" O/S Rod Bore			
	8	Rod Pair	80-78	2130CP Std-1-2-10-20-30-40				
	1	Cam Set	80-78	1484M Std Only				
	1	Cam Set	79-78	1451M Std Only	VINTAGE; .760" length ctr. brg.			
BLOCK	QTY	OIL PUMP	YEARS	PART NO.	DESCRIPTION	BLOCK		
	1	Oil Pump	80-78	224-4166				
	1	Oil Pump	80-78	224-4166V	High Volume, check pan for clearance			
	1	Inter. Shaft	80-78	224-6166				
	1	Screen Assy.	80-78	224-1166				
BLOCK	QTY	GASKETS	YEARS	PART NO.	DESCRIPTION	BLOCK		
	1	Kit Gasket Set	80-79	260-1152	Premium valve stem seals incl.			
	1	Kit Gasket Set	78	260-1121	Exc. Hi-Perf. eng.; Premium valve stem seals incl.			
	1	Kit Gasket Set	78	260-1152	Hi-Perf. eng.; Premium valve stem seals incl.			
BLOCK	QTY	FREEZE PLUGS	YEARS	PART NO.	DESCRIPTION	BLOCK		
	1	Brass Block Plug Kit	80-78	381-8010				
	1	Steel Block Plug Kit	80-78	381-4014				
	1	Brass Deep Cup Freeze Plug	80-78	381-9001	VINTAGE; 1.625" Diameter			
	1	Brass Shallow Cup Freeze Plug	80-78	381-7110	1.250" Diameter			
	1	Steel Deep Cup Freeze Plug	80-78	381-3041	1.625" Diameter			
	1	Steel Deep Cup Freeze Plug	80-78	381-3054	19/32" Diameter			
	1	Steel Disc Type Freeze Plug	80-78	381-1020	1.875" Diameter			
	1	Steel Shallow Cup Freeze Plug	80-78	381-3099	1.250" Diameter			
KITS	RE-RING KIT		YEARS	DESCRIPTION		PREMIUM KIT NO.	ECONOMY KIT NO.	KITS
			80-79	Premium valve stem seals incl.	Re-ring	205-718	----	
			80-79	Premium valve stem seals incl.	Re-ring	----	205-218A	
			78	Hi-Perf. Eng.s.; Premium valve stem seals incl.	Re-ring	205-718	----	
			78	Hi-Perf. Eng.s.; Premium valve stem seals incl.	Re-ring	----	205-218A	
			78	Premium valve stem seals incl.	Re-ring	205-743	205-243	

(continued on next page)

Chrysler Car (Incl. Chrysler, DeSoto, Dodge, Plymouth)

54 318 5.2L (5212cc) OHV V8 (16 Valve), 3.9063" Bore (Chrysler Eng.), 4 Bbl. "VIN H" 1980-1978
(cont.)

RE-RING KIT (cont.)		PREMIUM KIT NO.	ECONOMY KIT NO.
YEARS	DESCRIPTION		
80-79	Incl. A-Series aluminum bearings ; w/3.530" max. brg. flange OD; Pos. 1 bearing full grooved; Premium valve stem seals incl.	205-718AM	205-218AM
78	Hi-Perf. Eng.s.; Incl. A-Series aluminum bearings ; w/3.530" max. brg. flange OD; Pos. 1 upper brg. grooved; Premium valve stem seals incl.	205-718M	205-218M
78	Incl. A-Series aluminum bearings ; w/3.530" max. brg. flange OD; Pos. 1 upper brg. grooved; Premium valve stem seals incl.	205-743M	205-243M
OVERHAUL KIT		PREMIUM KIT NO.	ECONOMY KIT NO.
YEARS	DESCRIPTION		
80-79	Premium valve stem seals incl.; Incl. double rlr. type chain	505-718A	----
80-79	Premium valve stem seals incl.; Incl. double rlr. type chain	----	505-218D
80-79	Premium valve stem seals incl.; Incl. silent type chain	505-718C	----
80-79	Premium valve stem seals incl.; Incl. silent type chain	----	505-218A
78	Hi-Perf. Eng.s.; Premium valve stem seals incl.; Incl. double rlr. type chain	505-718A	----
78	Hi-Perf. Eng.s.; Premium valve stem seals incl.; Incl. double rlr. type chain	----	505-218D
78	Premium valve stem seals incl.; Incl. silent type chain	505-743A	505-243A
80-79	Incl. A-Series aluminum bearings ; w/3.530" max. brg. flange OD; Pos. 1 bearing full grooved; Premium valve stem seals incl.; Incl. double rlr. type chain	MKP-718D	MKP-218D
80-79	Incl. A-Series aluminum bearings ; w/3.530" max. brg. flange OD; Pos. 1 bearing full grooved; Premium valve stem seals incl.; Incl. silent type chain	MKP-718C	MKP-218C
78	Hi-Perf. Eng.s.; Incl. A-Series aluminum bearings ; w/3.530" max. brg. flange OD; Pos. 1 upper brg. grooved; Premium valve stem seals incl.; Incl. double rlr. type chain	MKP-718A	MKP-218A
78	Incl. A-Series aluminum bearings ; w/3.530" max. brg. flange OD; Pos. 1 upper bearing grooved; Premium valve stem seals incl.; Incl. silent type chain	MKP-743A	----
80-79	Incl. A-Series aluminum bearings ; w/3.530" max. brg. flange OD; Pos. 1 bearing full grooved; Cam/lifter kit not incl.; Premium valve stem seals incl.; Incl. double rlr. type chain	MK-718H	MK-218H
80-79	Incl. A-Series aluminum bearings ; w/3.530" max. brg. flange OD; Pos. 1 bearing full grooved; Premium valve stem seals incl.; Incl. double rlr. type chain	MK-718D	MK-218D
80-79	Incl. A-Series aluminum bearings ; w/3.530" max. brg. flange OD; Pos. 1 bearing full grooved; Premium valve stem seals incl.; Incl. silent type chain	MK-718C	MK-218C
78	Hi-Perf. Eng.s.; Incl. A-Series aluminum bearings ; w/3.530" max. brg. flange OD; Pos. 1 upper brg. grooved; Premium valve stem seals incl.; Incl. double rlr. type chain	MK-718A	MK-218A
78	Incl. A-Series aluminum bearings ; w/3.530" max. brg. flange OD; Pos. 1 upper brg. grooved; Premium valve stem seals incl.; Incl. silent type chain	MK-743A	MK-243A

55 318 5.2L (5212cc) OHV V8 (16 Valve), 3.9063" Bore (Chrysler Eng.), 2 Bbl. "Eng. Code A318" 1965

QTY	TIMING	YEARS	PART NO.	DESCRIPTION
1	3 Piece Set	65	KT3-361S	Incl. silent type chain; (1) 222-361; (1) 223-358; (1) 223-359
1	Timing Set w/Gaskets	65	CTS-3000	Incl. silent type chain
1	Timing Chain	65	222-361	Silent type; 68 Links
1	Crank Sprocket	65	223-359	Use w/silent type chain; .405" tooth width sprocket; 23 Teeth
1	Cam Sprocket	65	223-358	Use w/silent type chain; 46 Teeth
QTY	CAMSHAFT/LIFTER	YEARS	PART NO.	DESCRIPTION
16	Lifter	65	AT-2084 Std Only	VINTAGE; Dumbbell shaped mech.

(continued on next page)

Chrysler Car (Incl. Chrysler, DeSoto, Dodge, Plymouth)

**318 5.2L (5212cc) OHV V8 (16 Valve), 3.9063" Bore (Chrysler Eng.), 2 Bbl. "Eng. Code A318" 1965 55
(cont.)**

QTY	CAMSHAFT/LIFTER	YEARS	PART NO.	DESCRIPTION
16	(cont.) Lifter, Bulk	65	AT-2084B Std Only	Dumbbell shaped mech.; Carton of 117
16	PUSH ROD Push Rod	65	RP-3030 Std Only	VINTAGE; Ball & cup type ends; .360" dia. ball at one end; 8.7350" O.A.L.
8	VALVE Exhaust	65	V-1343 Std Only	VINTAGE; 4 groove; 1.5630" Head Dia., 0.3715" Stem Dia., 4.5390" O.A.L.
8	Intake	65	V-1344 Std Only	VINTAGE; 2 groove; 1.8440" Head Dia., 0.3725" Stem Dia., 4.6000" O.A.L.
8	VALVE GUIDE Guide	65	VG-5033 Std Only	VINTAGE; Loc. Int.; 0.3735" ID, 2.6200" O.A.L
16	VALVE SPRING Spring	65	VS-510 Std Only	2.0000" Free Height
8	VALVE SEAL Valve Stem Seal	65	ST-2002 Std Only	Loc. Exh.; Exc. Eng. w/double valve springs; Installation requires valve guide machining; (PLY) Polyacrylate
8	Valve Stem Seal	65	MV-1918 Std Only	Loc. Exh.; Umbrella type; (VTN) Viton®
8	Valve Stem Seal	65	ST-2014 Std Only	Loc. Exh.; Use w/repair guide; Positive type; Installation requires valve guide machining; (TFL) PTFE
8	Valve Stem Seal	65	ST-2002 Std Only	Loc. Int.; Exc. Eng. w/double valve springs; Installation requires valve guide machining; (PLY) Polyacrylate
8	Valve Stem Seal	65	MV-1771C Std Only	Loc. Int.; Umbrella type; (PLY) Polyacrylate
8	Valve Stem Seal	65	ST-2014 Std Only	Loc. Int.; Use w/repair guide; Positive type; Installation requires valve guide machining; (TFL) PTFE
8	Valve Stem Seal Bulk	65	ST-2002BC Std Only	Loc. Exh.; Exc. Eng. w/double valve springs; Positive type; Installation requires valve guide machining; Carton of 100; (PLY) Polyacrylate
8	Valve Stem Seal Bulk	65	ST-2014BC Std Only	Loc. Exh.; Use w/repair guide; Positive type; Installation requires valve guide machining; Carton of 100; (TFL) PTFE
8	Valve Stem Seal Bulk	65	ST-2002BC Std Only	Loc. Int.; Exc. Eng. w/double valve springs; Positive type; Installation requires valve guide machining; Carton of 100; (PLY) Polyacrylate
8	Valve Stem Seal Bulk	65	MV-1771 Std Only	Loc. Int.; Umbrella type; Carton of 100; (PLY) Polyacrylate
8	Valve Stem Seal Bulk	65	ST-2014BC Std Only	Loc. Int.; Use w/repair guide; Positive type; Installation requires valve guide machining; Carton of 100; (TFL) PTFE
8	Seat	65	245-1687-2 Std Only	Loc. Exh.; Use w/V-1343; 1.6925" OD, 1.4375" ID, 0.2160" Depth
8	Seat	65	245-1687-2N Std Only	Loc. Exh.; Use w/V-1343; Premium Material; 1.6925" OD, 1.4375" ID, 0.2160" Depth
8	Seat	65	245-1937-1 Std Only	Loc. Int.; Use w/V-1344; 1.9425" OD, 1.6875" ID, 0.2480" Depth
16	VALVE, MISC Keeper	65	VK-66 Std Only	2 groove
16	Keeper	65	VK-66R Std Only	2 groove; Hardened
16	Keeper	65	VK-174 Std Only	4 groove
16	Keeper	65	VK-174R Std Only	4 groove; Hardened
16	Spring Insert	65	259-103C Std Only	.015"; ID 1.030"; Carton of 100
16	Spring Insert	65	259-103B Std Only	.030"; ID 1.030"; Carton of 100
16	Spring Insert	65	259-103BRS Std Only	.030"; ID 1.030"; Carton of 500
16	Spring Insert	65	259-103A Std Only	.060"; ID 1.030"; Carton of 100
16	Spring Insert	65	259-103ARS Std Only	.060"; ID 1.030"; Carton of 500
8	PISTON Cast Piston	65	1061NP 30 30-40-60	VINTAGE; Cast; .9844" Pin Dia.; 2 Rings 5/64 Groove, 1 Ring 3/16 Groove, 1.790 CD, Recessed Head .090 deep w/2 valve reliefs
8	Cast Piston - Individual	65	W1061NP 30 * 30	Cast; .9844" Pin Dia.; 2 Rings 5/64 Groove, 1 Ring 3/16 Groove, 1.790 CD, Recessed Head .090 deep w/2 valve reliefs
8	Cast Piston - Individual	65	W1061P 40 40-60	VINTAGE; Cast; .9842" Pin Dia.; 2 Rings 5/64 Groove, 1 Ring 3/16 Groove, 1.790 CD, Recessed Head .090 deep w/3.000 dia. - 7.1:1 C.R.; Designed for full-float or press-in rod
8	Pin Bushing	65	2134Y	
8	Pin Bushing	65	2134Y20	VINTAGE; w/.020" extra bore stock
1	RINGS Premium Set	65	E-178K Std-20-30-40-60	2-5/64, 1-3/16; Premium Moly

VALVE TRAIN

VALVE TRAIN

BLOCK

BLOCK

(continued on next page)

* New Item — Check For Availability

Chrysler Car (Incl. Chrysler, DeSoto, Dodge, Plymouth)

55 318 5.2L (5212cc) OHV V8 (16 Valve), 3.9063" Bore (Chrysler Eng.), 2 Bbl. "Eng. Code A318" 1965
(cont.)

QTY	RINGS (cont.)	YEARS	PART NO.	DESCRIPTION
1	Standard Set	65	E-178X Std-20-30-40-60	2-5/64, 1-3/16; Iron
QTY	ENGINE BEARINGS	YEARS	PART NO.	DESCRIPTION
1	Main Set	65	4923MA Std-1-10-20-30-40-50-60	VINTAGE; A-Series aluminum bearings
1	Main Set	65	7452MA 20 20	VINTAGE; A-Series aluminum bearings ; .10MM O/S length flange brg.
1	Rod Set	65	8-2130CP Std-1-10-20-30-40-50	8-2130CA 60 avail. as unplated & resizeable
1	Rod Set	65	8-7125CH Std-1X-10	Race Performance
1	Rod Set	65	8-2130CA 60 60	Unplated & resizeable
1	Rod Set	65	8-2130CP 10X2 10X2	Use in .002" O/S Rod Bore
8	Rod Pair	65	2130CP Std-1-2-10-20-30-40	
1	Cam Set	65	1484M Std Only	
1	Cam Set	65	1451M Std Only	VINTAGE; .760" length ctr. brg.
QTY	OIL PUMP	YEARS	PART NO.	DESCRIPTION
1	Oil Pump	65	224-4166	
1	Oil Pump	65	224-4166V	High Volume, check pan for clearance
1	Screen Assy.	65	224-1166	
QTY	GASKETS	YEARS	PART NO.	DESCRIPTION
1	Kit Gasket Set	65	260-1571	VINTAGE; Premium valve stem seals incl.
QTY	FREEZE PLUGS	YEARS	PART NO.	DESCRIPTION
1	Brass Block Plug Kit	65	381-8010	
1	Steel Block Plug Kit	65	381-4014	
1	Brass Deep Cup Freeze Plug	65	381-9001	VINTAGE; 1.625" Diameter
1	Brass Shallow Cup Freeze Plug	65	381-7110	1.250" Diameter
1	Steel Deep Cup Freeze Plug	65	381-3041	1.625" Diameter
1	Steel Deep Cup Freeze Plug	65	381-3054	19/32" Diameter
1	Steel Disc Type Freeze Plug	65	381-1020	1.875" Diameter
1	Steel Shallow Cup Freeze Plug	65	381-3099	1.250" Diameter

56 318 5.2L (5212cc) OHV V8 (16 Valve), 3.9063" Bore (Chrysler Eng.), 2 Bbl. "Eng. Code LD2" 1958

QTY	TIMING	YEARS	PART NO.	DESCRIPTION
1	Timing Chain	58	222-348	VINTAGE; Silent type; 68 Links
1	Crank Sprocket	58	223-274	VINTAGE; Use w/silent type chain; .750" wide sprocket; 23 Teeth
1	Cam Sprocket	58	223-273	VINTAGE; 46 Teeth
QTY	CAMSHAFT/LIFTER	YEARS	PART NO.	DESCRIPTION
16	Lifter	58	AT-2084 Std Only	VINTAGE; Dumbbell shaped mech.
16	Lifter, Bulk	58	AT-2084B Std Only	Dumbbell shaped mech.; Carton of 117
QTY	PUSH ROD	YEARS	PART NO.	DESCRIPTION
16	Push Rod	58	RP-3030 Std Only	VINTAGE; Ball & cup type ends; .360" dia. ball at one end; 8.7350" O.A.L.
QTY	VALVE	YEARS	PART NO.	DESCRIPTION
8	Exhaust	58	V-1343 Std Only	VINTAGE; 4 groove; 1.5630" Head Dia., 0.3715" Stem Dia., 4.5390" O.A.L.
8	Intake	58	V-1344 Std Only	VINTAGE; 2 groove; 1.8440" Head Dia., 0.3725" Stem Dia., 4.6000" O.A.L.
QTY	VALVE GUIDE	YEARS	PART NO.	DESCRIPTION
8	Guide	58	VG-5033 Std Only	VINTAGE; Loc. Int.; 0.3735" ID, 2.6200" O.A.L
QTY	VALVE SPRING	YEARS	PART NO.	DESCRIPTION
16	Spring	58	VS-510 Std Only	2.0000" Free Height
QTY	VALVE SEAL	YEARS	PART NO.	DESCRIPTION
8	Valve Stem Seal	58	ST-2002 Std Only	Loc. Exh.; Exc. Eng. w/double valve springs; Installation requires valve guide machining; (PLY) Polyacrylate
8	Valve Stem Seal	58	ST-2014 Std Only	Loc. Exh.; Use w/repair guide; Positive type; Installation requires valve guide machining; (TFL) PTFE
8	Valve Stem Seal	58	ST-2002 Std Only	Loc. Int.; Exc. Eng. w/double valve springs; Installation requires valve guide machining; (PLY) Polyacrylate
8	Valve Stem Seal	58	ST-2014 Std Only	Loc. Int.; Use w/repair guide; Positive type; Installation requires valve guide machining; (TFL) PTFE
8	Valve Stem Seal Bulk	58	ST-2002BC Std Only	Loc. Exh.; Exc. Eng. w/double valve springs; Positive type; Installation requires valve guide machining; Carton of 100; (PLY) Polyacrylate
8	Valve Stem Seal Bulk	58	ST-2014BC Std Only	Loc. Exh.; Use w/repair guide; Positive type; Installation requires valve guide machining; Carton of 100; (TFL) PTFE

(continued on next page)

Chrysler Car (Incl. Chrysler, DeSoto, Dodge, Plymouth)

318 5.2L (5212cc) OHV V8 (16 Valve), 3.9063" Bore (Chrysler Eng.), 2 Bbl. "Eng. Code LD2" 1958 56 (cont.)

QTY	VALVE SEAL (cont.)	YEARS	PART NO.	DESCRIPTION		
VALVE TRAIN	8	Valve Stem Seal Bulk	58	ST-2002BC Std Only	Loc. Int.; Exc. Eng. w/double valve springs; Positive type; Installation requires valve guide machining; Carton of 100; (PLY) Polyacrylate	
	8	Valve Stem Seal Bulk	58	ST-2014BC Std Only	Loc. Int.; Use w/repair guide; Positive type; Installation requires valve guide machining; Carton of 100; (TFL) PTFE	
	8	VALVE SEAT	YEARS	PART NO.	DESCRIPTION	
		Seat	58	245-1687-2 Std Only	Loc. Exh.; Use w/V-1343; 1.6925" OD, 1.4375" ID, 0.2160" Depth	
		Seat	58	245-1687-2N Std Only	Loc. Exh.; Use w/V-1343; Premium Material; 1.6925" OD, 1.4375" ID, 0.2160" Depth	
	8	Seat	58	245-1937-1 Std Only	Loc. Int.; Use w/V-1344; 1.9425" OD, 1.6875" ID, 0.2480" Depth	
		VALVE, MISC	YEARS	PART NO.	DESCRIPTION	
		16	Keeper	58	VK-66 Std Only	2 groove
		16	Keeper	58	VK-66R Std Only	2 groove; Hardened
		16	Keeper	58	VK-174 Std Only	4 groove
16		Keeper	58	VK-174R Std Only	4 groove; Hardened	
16		Spring Insert	58	259-103C Std Only	.015"; ID 1.030"; Carton of 100	
16		Spring Insert	58	259-103B Std Only	.030"; ID 1.030"; Carton of 100	
16		Spring Insert	58	259-103BRS Std Only	.030"; ID 1.030"; Carton of 500	
16	Spring Insert	58	259-103A Std Only	.060"; ID 1.030"; Carton of 100		
16	Spring Insert	58	259-103ARS Std Only	.060"; ID 1.030"; Carton of 500		
BLOCK	8	PISTON	YEARS	PART NO.	DESCRIPTION	
		Cast Piston	58	1061NP 30 30-40-60	VINTAGE; Cast; .9844" Pin Dia.; 2 Rings 5/64 Groove, 1 Ring 3/16 Groove, 1.790 CD, Recessed Head .090 deep w/2 valve reliefs	
		Cast Piston - Individual	58	W1061NP 30 * 30	Cast; .9844" Pin Dia.; 2 Rings 5/64 Groove, 1 Ring 3/16 Groove, 1.790 CD, Recessed Head .090 deep w/2 valve reliefs	
		Cast Piston - Individual	58	W1061P 40 40-60	VINTAGE; Cast; .9842" Pin Dia.; 2 Rings 5/64 Groove, 1 Ring 3/16 Groove, 1.790 CD, Recessed Head .090 deep x 3.000 dia. - 7.1:1 C.R.; Designed for full-float or press-in rod	
		Pin Bushing	58	2134Y		
	8	Pin Bushing	58	2134Y20	VINTAGE; w/.020" extra bore stock	
	1	RINGS	YEARS	PART NO.	DESCRIPTION	
		Premium Set	58	E-178K Std-20-30-40-60	2-5/64, 1-3/16; Premium Moly	
	1	Standard Set	58	E-178X Std-20-30-40-60	2-5/64, 1-3/16; Iron	
	1	ENGINE BEARINGS	YEARS	PART NO.	DESCRIPTION	
		Main Set	58	4923MA Std-1-10-20-30-40-50-60	VINTAGE; A-Series aluminum bearings	
		Main Set	58	7452MA 20 20	VINTAGE; A-Series aluminum bearings ; .10MM O/S length flange brg.	
		Rod Set	58	8-2130CP Std-1-10-20-30-40-50	8-2130CA 60 avail. as unplated & resizeable	
		Rod Set	58	8-7125CH Std-1X-10	Race Performance	
		Rod Set	58	8-2130CA 60 60	Unplated & resizeable	
		Rod Set	58	8-2130CP 10X2 10X2	Use in .002" O/S Rod Bore	
		Rod Pair	58	2130CP Std-1-2-10-20-30-40		
		Cam Set	58	1484M Std Only		
		Cam Set	58	1451M Std Only	VINTAGE; .760" length ctr. brg.	
	1	GASKETS	YEARS	PART NO.	DESCRIPTION	
Kit Gasket Set		58	260-1571	VINTAGE; Premium valve stem seals incl.		
1	FREEZE PLUGS	YEARS	PART NO.	DESCRIPTION		
	Brass Block Plug Kit	58	381-8010			
	Steel Block Plug Kit	58	381-4014			
	Brass Deep Cup Freeze Plug	58	381-9001	VINTAGE; 1.625" Diameter		
	Brass Shallow Cup Freeze Plug	58	381-7110	1.250" Diameter		
	Steel Deep Cup Freeze Plug	58	381-3041	1.625" Diameter		
	Steel Deep Cup Freeze Plug	58	381-3054	1.875" Diameter		
	Steel Disc Type Freeze Plug	58	381-1020	1.875" Diameter		
	Steel Shallow Cup Freeze Plug	58	381-3099	1.250" Diameter		
	318 5.2L (5212cc) OHV V8 (16 Valve), 3.9063" Bore (Chrysler Eng.), 2-4 Bbl. "Eng. Code LD2" 1958 57					
1	TIMING	YEARS	PART NO.	DESCRIPTION		
	Timing Chain	58	222-348	VINTAGE; Silent type; 68 Links		
1	Crank Sprocket	58	223-274	VINTAGE; Use w/silent type chain; .750" wide sprocket; 23 Teeth		

(continued on next page)

Chrysler Car (Incl. Chrysler, DeSoto, Dodge, Plymouth)

57 318 5.2L (5212cc) OHV V8 (16 Valve), 3.9063" Bore (Chrysler Eng.), 2-4 Bbl. "Eng. Code LD2" 1958
(cont.)

QTY	TIMING (cont.)	YEARS	PART NO.	DESCRIPTION
1	Cam Sprocket	58	223-273	VINTAGE; 46 Teeth
16	CAMSHAFT/LIFTER Lifter	58	AT-2084 Std Only	VINTAGE; Dumbbell shaped mech.
16	Lifter, Bulk	58	AT-2084B Std Only	Dumbbell shaped mech.; Carton of 117
16	PUSH ROD Push Rod	58	RP-3030 Std Only	VINTAGE; Ball & cup type ends; .360" dia. ball at one end; 8.7350" O.A.L.
8	VALVE Exhaust	58	V-1343 Std Only	VINTAGE; 4 groove; 1.5630" Head Dia., 0.3715" Stem Dia., 4.5390" O.A.L.
8	Intake	58	V-1344 Std Only	VINTAGE; 2 groove; 1.8440" Head Dia., 0.3725" Stem Dia., 4.6000" O.A.L.
8	VALVE GUIDE Guide	58	VG-5033 Std Only	VINTAGE; Loc. Int.; 0.3735" ID, 2.6200" O.A.L
16	VALVE SPRING Spring	58	VS-510 Std Only	2.0000" Free Height
8	VALVE SEAL Valve Stem Seal	58	ST-2002 Std Only	Loc. Exh.; Exc. Eng. w/double valve springs; Installation requires valve guide machining; (PLY) Polyacrylate
8	Valve Stem Seal	58	ST-2014 Std Only	Loc. Exh.; Use w/repair guide; Positive type; Installation requires valve guide machining; (TFL) PTFE
8	Valve Stem Seal	58	ST-2002 Std Only	Loc. Int.; Exc. Eng. w/double valve springs; Installation requires valve guide machining; (PLY) Polyacrylate
8	Valve Stem Seal	58	ST-2014 Std Only	Loc. Int.; Use w/repair guide; Positive type; Installation requires valve guide machining; (TFL) PTFE
8	Valve Stem Seal Bulk	58	ST-2002BC Std Only	Loc. Exh.; Exc. Eng. w/double valve springs; Positive type; Installation requires valve guide machining; Carton of 100; (PLY) Polyacrylate
8	Valve Stem Seal Bulk	58	ST-2014BC Std Only	Loc. Exh.; Use w/repair guide; Positive type; Installation requires valve guide machining; Carton of 100; (TFL) PTFE
8	Valve Stem Seal Bulk	58	ST-2002BC Std Only	Loc. Int.; Exc. Eng. w/double valve springs; Positive type; Installation requires valve guide machining; Carton of 100; (PLY) Polyacrylate
8	Valve Stem Seal Bulk	58	ST-2014BC Std Only	Loc. Int.; Use w/repair guide; Positive type; Installation requires valve guide machining; Carton of 100; (TFL) PTFE
8	VALVE SEAT Seat	58	245-1687-2 Std Only	Loc. Exh.; Use w/V-1343; 1.6925" OD, 1.4375" ID, 0.2160" Depth
8	Seat	58	245-1687-2N Std Only	Loc. Exh.; Use w/V-1343; Premium Material; 1.6925" OD, 1.4375" ID, 0.2160" Depth
8	Seat	58	245-1937-1 Std Only	Loc. Int.; Use w/V-1344; 1.9425" OD, 1.6875" ID, 0.2480" Depth
16	VALVE, MISC Keeper	58	VK-66 Std Only	2 groove
16	Keeper	58	VK-66R Std Only	2 groove; Hardened
16	Keeper	58	VK-174 Std Only	4 groove
16	Keeper	58	VK-174R Std Only	4 groove; Hardened
16	Spring Insert	58	259-103C Std Only	.015"; ID 1.030"; Carton of 100
16	Spring Insert	58	259-103B Std Only	.030"; ID 1.030"; Carton of 100
16	Spring Insert	58	259-103BRS Std Only	.030"; ID 1.030"; Carton of 500
16	Spring Insert	58	259-103A Std Only	.060"; ID 1.030"; Carton of 100
16	Spring Insert	58	259-103ARS Std Only	.060"; ID 1.030"; Carton of 500
8	PISTON Cast Piston	58	1061NP 30 30-40-60	VINTAGE; Cast; .9844" Pin Dia.; 2 Rings 5/64 Groove, 1 Ring 3/16 Groove, 1.790 CD, Recessed Head .090 deep w/2 valve reliefs
8	Cast Piston - Individual	58	W1061NP 30 * 30	Cast; .9844" Pin Dia.; 2 Rings 5/64 Groove, 1 Ring 3/16 Groove, 1.790 CD, Recessed Head .090 deep w/2 valve reliefs
8	Cast Piston - Individual	58	W1061P 40 40-60	VINTAGE; Cast; .9842" Pin Dia.; 2 Rings 5/64 Groove, 1 Ring 3/16 Groove, 1.790 CD, Recessed Head .090 deep x 3.000 dia. - 7.1:1 C.R.; Designed for full-float or press-in rod
8	Pin Bushing	58	2134Y	
8	Pin Bushing	58	2134Y20	VINTAGE; w/.020" extra bore stock
1	RINGS Premium Set	58	E-178K Std-20-30-40-60	2-5/64, 1-3/16; Premium Moly

VALVE TRAIN

VALVE TRAIN

BLOCK

BLOCK

(continued on next page)

Chrysler Car (Incl. Chrysler, DeSoto, Dodge, Plymouth)

318 5.2L (5212cc) OHV V8 (16 Valve), 3.9063" Bore (Chrysler Eng.), 2-4 Bbl. "Eng. Code LD2" 1958 57
(cont.)

	QTY	RINGS (cont.)	YEARS	PART NO.	DESCRIPTION
BLOCK	1	Standard Set	58	E-178X Std-20-30-40-60	2-5/64, 1-3/16; Iron
	1	ENGINE BEARINGS	58	4923MA Std-1-10-20-30-40-50-60	VINTAGE; A-Series aluminum bearings
	1	Main Set	58	7452MA 20 20	VINTAGE; A-Series aluminum bearings ; .10MM O/S length flange brg.
	1	Rod Set	58	8-2130CP Std-1-10-20-30-40-50	8-2130CA 60 avail. as unplated & resizeable
	1	Rod Set	58	8-7125CH Std-1X-10	Race Performance
	1	Rod Set	58	8-2130CA 60 60	Unplated & resizeable
	1	Rod Set	58	8-2130CP 10X2 10X2	Use in .002" O/S Rod Bore
	8	Rod Pair	58	2130CP Std-1-2-10-20-30-40	
	1	Cam Set	58	1484M Std Only	
	1	Cam Set	58	1451M Std Only	VINTAGE; .760" length ctr. brg.
	1	GASKETS	58	260-1571	VINTAGE; Premium valve stem seals incl.
	1	Kit Gasket Set	58		
	1	FREEZE PLUGS	58	381-8010	
	1	Brass Block Plug Kit	58	381-4014	
	1	Steel Block Plug Kit	58	381-9001	VINTAGE; 1.625" Diameter
1	Brass Deep Cup Freeze Plug	58	381-7110	1.250" Diameter	
1	Steel Deep Cup Freeze Plug	58	381-3041	1.625" Diameter	
1	Steel Deep Cup Freeze Plug	58	381-3054	19/32" Diameter	
1	Steel Disc Type Freeze Plug	58	381-1020	1.875" Diameter	
1	Steel Shallow Cup Freeze Plug	58	381-3099	1.250" Diameter	

318 5.2L (5212cc) OHV V8 (16 Valve), 3.9063" Bore (Chrysler Eng.), 4 Bbl. "Eng. Code LD2" 1958 58

	QTY	TIMING	YEARS	PART NO.	DESCRIPTION
VALVE TRAIN	1	Timing Chain	58	222-348	VINTAGE; Silent type; 68 Links
	1	Crank Sprocket	58	223-274	VINTAGE; Use w/silent type chain; .750" wide sprocket; 23 Teeth
	1	Cam Sprocket	58	223-273	VINTAGE; 46 Teeth
	16	CAMSHAFT/LIFTER	58	AT-2084 Std Only	VINTAGE; Dumbbell shaped mech.
	16	Lifter, Bulk	58	AT-2084B Std Only	Dumbbell shaped mech.; Carton of 117
	16	PUSH ROD	58	RP-3030 Std Only	VINTAGE; Ball & cup type ends; .360" dia. ball at one end; 8.7350" O.A.L.
	8	VALVE	58	V-1343 Std Only	VINTAGE; 4 groove; 1.5630" Head Dia., 0.3715" Stem Dia., 4.5390" O.A.L.
	8	Exhaust	58	V-1344 Std Only	VINTAGE; 2 groove; 1.8440" Head Dia., 0.3725" Stem Dia., 4.6000" O.A.L.
	8	Intake	58		
	8	VALVE GUIDE	58	VG-5033 Std Only	VINTAGE; Loc. Int.; 0.3735" ID, 2.6200" O.A.L.
	8	Guide	58		
	16	VALVE SPRING	58	VS-510 Std Only	2.0000" Free Height
	8	VALVE SEAL	58	ST-2002 Std Only	Loc. Exh.; Exc. Eng. w/double valve springs; Installation requires valve guide machining; (PLY) Polyacrylate
	8	Valve Stem Seal	58	ST-2014 Std Only	Loc. Exh.; Use w/repair guide; Positive type; Installation requires valve guide machining; (TFL) PTFE
	8	Valve Stem Seal	58	ST-2002 Std Only	Loc. Int.; Exc. Eng. w/double valve springs; Installation requires valve guide machining; (PLY) Polyacrylate
8	Valve Stem Seal	58	ST-2014 Std Only	Loc. Int.; Use w/repair guide; Positive type; Installation requires valve guide machining; (TFL) PTFE	
8	Valve Stem Seal Bulk	58	ST-2002BC Std Only	Loc. Exh.; Exc. Eng. w/double valve springs; Positive type; Installation requires valve guide machining; Carton of 100; (PLY) Polyacrylate	
8	Valve Stem Seal Bulk	58	ST-2014BC Std Only	Loc. Exh.; Use w/repair guide; Positive type; Installation requires valve guide machining; Carton of 100; (TFL) PTFE	
8	Valve Stem Seal Bulk	58	ST-2002BC Std Only	Loc. Int.; Exc. Eng. w/double valve springs; Positive type; Installation requires valve guide machining; Carton of 100; (PLY) Polyacrylate	
8	Valve Stem Seal Bulk	58	ST-2014BC Std Only	Loc. Int.; Use w/repair guide; Positive type; Installation requires valve guide machining; Carton of 100; (TFL) PTFE	

(continued on next page)

Chrysler Car (Incl. Chrysler, DeSoto, Dodge, Plymouth)

58 318 5.2L (5212cc) OHV V8 (16 Valve), 3.9063" Bore (Chrysler Eng.), 4 Bbl. "Eng. Code LD2" 1958

(cont.)

VALVE TRAIN	QTY	VALVE SEAT	YEARS	PART NO.	DESCRIPTION	VALVE TRAIN
	8	Seat	58	245-1687-2 Std Only	Loc. Exh.; Use w/V-1343; 1.6925" OD, 1.4375" ID, 0.2160" Depth	
	8	Seat	58	245-1687-2N Std Only	Loc. Exh.; Use w/V-1343; Premium Material; 1.6925" OD, 1.4375" ID, 0.2160" Depth	
	8	Seat	58	245-1937-1 Std Only	Loc. Int.; Use w/V-1344; 1.9425" OD, 1.6875" ID, 0.2480" Depth	
VALVE TRAIN	QTY	VALVE, MISC	YEARS	PART NO.	DESCRIPTION	VALVE TRAIN
	16	Keeper	58	VK-66 Std Only	2 groove	
	16	Keeper	58	VK-66R Std Only	2 groove; Hardened	
	16	Keeper	58	VK-174 Std Only	4 groove	
	16	Keeper	58	VK-174R Std Only	4 groove; Hardened	
	16	Spring Insert	58	259-103C Std Only	.015"; ID 1.030"; Carton of 100	
	16	Spring Insert	58	259-103B Std Only	.030"; ID 1.030"; Carton of 100	
	16	Spring Insert	58	259-103BRS Std Only	.030"; ID 1.030"; Carton of 500	
	16	Spring Insert	58	259-103A Std Only	.060"; ID 1.030"; Carton of 100	
	16	Spring Insert	58	259-103ARS Std Only	.060"; ID 1.030"; Carton of 500	
BLOCK	QTY	PISTON	YEARS	PART NO.	DESCRIPTION	BLOCK
	8	Cast Piston	58	1061NP 30 30-40-60	VINTAGE; Cast; .9844" Pin Dia.; 2 Rings 5/64 Groove, 1 Ring 3/16 Groove, 1.790 CD, Recessed Head .090 deep w/2 valve reliefs	
	8	Cast Piston - Individual	58	W1061NP 30 * 30	Cast; .9844" Pin Dia.; 2 Rings 5/64 Groove, 1 Ring 3/16 Groove, 1.790 CD, Recessed Head .090 deep w/2 valve reliefs	
	8	Cast Piston - Individual	58	W1061P 40 40-60	VINTAGE; Cast; .9842" Pin Dia.; 2 Rings 5/64 Groove, 1 Ring 3/16 Groove, 1.790 CD, Recessed Head .090 deep x 3.000 dia. - 7.1:1 C.R.; Designed for full-float or press-in rod	
	8	Pin Bushing	58	2134Y		
	8	Pin Bushing	58	2134Y20	VINTAGE; w/.020" extra bore stock	
BLOCK	QTY	RINGS	YEARS	PART NO.	DESCRIPTION	BLOCK
	1	Premium Set	58	E-178K Std-20-30-40-60	2-5/64, 1-3/16; Premium Moly	
	1	Standard Set	58	E-178X Std-20-30-40-60	2-5/64, 1-3/16; Iron	
BLOCK	QTY	ENGINE BEARINGS	YEARS	PART NO.	DESCRIPTION	BLOCK
	1	Main Set	58	4923MA Std-1-10-20-30-40-50-60	VINTAGE; A-Series aluminum bearings	
	1	Main Set	58	7452MA 20 20	VINTAGE; A-Series aluminum bearings ; .10MM O/S length flange brg.	
	1	Rod Set	58	8-2130CP Std-1-10-20-30-40-50	8-2130CA 60 avail. as unplated & resizeable	
	1	Rod Set	58	8-7125CH Std-1X-10	Race Performance	
	1	Rod Set	58	8-2130CA 60 60	Unplated & resizeable	
	1	Rod Set	58	8-2130CP 10X2 10X2	Use in .002" O/S Rod Bore	
	8	Rod Pair	58	2130CP Std-1-2-10-20-30-40		
	1	Cam Set	58	1484M Std Only		
	1	Cam Set	58	1451M Std Only	VINTAGE; .760" length ctr. brg.	
BLOCK	QTY	GASKETS	YEARS	PART NO.	DESCRIPTION	BLOCK
	1	Kit Gasket Set	58	260-1571	VINTAGE; Premium valve stem seals incl.	
BLOCK	QTY	FREEZE PLUGS	YEARS	PART NO.	DESCRIPTION	BLOCK
	1	Brass Block Plug Kit	58	381-8010		
	1	Steel Block Plug Kit	58	381-4014		
	1	Brass Deep Cup Freeze Plug	58	381-9001	VINTAGE; 1.625" Diameter	
	1	Brass Shallow Cup Freeze Plug	58	381-7110	1.250" Diameter	
	1	Steel Deep Cup Freeze Plug	58	381-3041	1.625" Diameter	
	1	Steel Deep Cup Freeze Plug	58	381-3054	19/32" Diameter	
	1	Steel Disc Type Freeze Plug	58	381-1020	1.875" Diameter	
	1	Steel Shallow Cup Freeze Plug	58	381-3099	1.250" Diameter	

59 318 5.2L (5212cc) OHV V8 (16 Valve), 3.9063" Bore (Chrysler Eng.), 2 Bbl. "Eng. Code MD2" 1959

QTY	TIMING	YEARS	PART NO.	DESCRIPTION
1	Timing Chain	59	222-348	VINTAGE; Silent type; 68 Links
1	Crank Sprocket	59	223-274	VINTAGE; Use w/silent type chain; .750" wide sprocket; 23 Teeth
1	Cam Sprocket	59	223-273	VINTAGE; 46 Teeth
QTY	CAMSHAFT/LIFTER	YEARS	PART NO.	DESCRIPTION
16	Lifter	59	AT-2084 Std Only	VINTAGE; Dumbbell shaped mech.
16	Lifter, Bulk	59	AT-2084B Std Only	Dumbbell shaped mech.; Carton of 117
QTY	PUSH ROD	YEARS	PART NO.	DESCRIPTION
16	Push Rod	59	RP-3030 Std Only	VINTAGE; Ball & cup type ends; .360" dia. ball at one end; 8.7350" O.A.L.

(continued on next page)

Chrysler Car (Incl. Chrysler, DeSoto, Dodge, Plymouth)

318 5.2L (5212cc) OHV V8 (16 Valve), 3.9063" Bore (Chrysler Eng.), 2 Bbl. "Eng. Code MD2" 1959 59 (cont.)

QTY	VALVE	YEARS	PART NO.	DESCRIPTION
8	Exhaust	59	V-1343 Std Only	VINTAGE; 4 groove; 1.5630" Head Dia., 0.3715" Stem Dia., 4.5390" O.A.L.
8	Intake	59	V-1344 Std Only	VINTAGE; 2 groove; 1.8440" Head Dia., 0.3725" Stem Dia., 4.6000" O.A.L.
QTY	VALVE GUIDE	YEARS	PART NO.	DESCRIPTION
8	Guide	59	VG-5033 Std Only	VINTAGE; Loc. Int.; 0.3735" ID, 2.6200" O.A.L.
QTY	VALVE SPRING	YEARS	PART NO.	DESCRIPTION
16	Spring	59	VS-510 Std Only	2.0000" Free Height
QTY	VALVE SEAL	YEARS	PART NO.	DESCRIPTION
8	Valve Stem Seal	59	ST-2002 Std Only	Loc. Exh.; Exc. Eng. w/double valve springs; Installation requires valve guide machining; (PLY) Polyacrylate
8	Valve Stem Seal	59	ST-2014 Std Only	Loc. Exh.; Use w/repair guide; Positive type; Installation requires valve guide machining; (TFL) PTFE
8	Valve Stem Seal	59	ST-2002 Std Only	Loc. Int.; Exc. Eng. w/double valve springs; Installation requires valve guide machining; (PLY) Polyacrylate
8	Valve Stem Seal	59	ST-2014 Std Only	Loc. Int.; Use w/repair guide; Positive type; Installation requires valve guide machining; (TFL) PTFE
8	Valve Stem Seal Bulk	59	ST-2002BC Std Only	Loc. Exh.; Exc. Eng. w/double valve springs; Positive type; Installation requires valve guide machining; Carton of 100; (PLY) Polyacrylate
8	Valve Stem Seal Bulk	59	ST-2014BC Std Only	Loc. Exh.; Use w/repair guide; Positive type; Installation requires valve guide machining; Carton of 100; (TFL) PTFE
8	Valve Stem Seal Bulk	59	ST-2002BC Std Only	Loc. Int.; Exc. Eng. w/double valve springs; Positive type; Installation requires valve guide machining; Carton of 100; (PLY) Polyacrylate
8	Valve Stem Seal Bulk	59	ST-2014BC Std Only	Loc. Int.; Use w/repair guide; Positive type; Installation requires valve guide machining; Carton of 100; (TFL) PTFE
QTY	VALVE SEAT	YEARS	PART NO.	DESCRIPTION
8	Seat	59	245-1687-2 Std Only	Loc. Exh.; Use w/V-1343; 1.6925" OD, 1.4375" ID, 0.2160" Depth
8	Seat	59	245-1687-2N Std Only	Loc. Exh.; Use w/V-1343; Premium Material; 1.6925" OD, 1.4375" ID, 0.2160" Depth
8	Seat	59	245-1937-1 Std Only	Loc. Int.; Use w/V-1344; 1.9425" OD, 1.6875" ID, 0.2480" Depth
QTY	VALVE, MISC	YEARS	PART NO.	DESCRIPTION
16	Keeper	59	VK-66 Std Only	2 groove
16	Keeper	59	VK-66R Std Only	2 groove; Hardened
16	Keeper	59	VK-174 Std Only	4 groove
16	Keeper	59	VK-174R Std Only	4 groove; Hardened
16	Spring Insert	59	259-103C Std Only	.015"; ID 1.030"; Carton of 100
16	Spring Insert	59	259-103B Std Only	.030"; ID 1.030"; Carton of 100
16	Spring Insert	59	259-103BRS Std Only	.030"; ID 1.030"; Carton of 500
16	Spring Insert	59	259-103A Std Only	.060"; ID 1.030"; Carton of 100
16	Spring Insert	59	259-103ARS Std Only	.060"; ID 1.030"; Carton of 500
QTY	PISTON	YEARS	PART NO.	DESCRIPTION
8	Cast Piston	59	1061NP 30 30-40-60	VINTAGE; Cast; .9844" Pin Dia.; 2 Rings 5/64 Groove, 1 Ring 3/16 Groove, 1.790 CD, Recessed Head .090 deep w/2 valve reliefs
8	Cast Piston - Individual	59	W1061NP 30 * 30	Cast; .9844" Pin Dia.; 2 Rings 5/64 Groove, 1 Ring 3/16 Groove, 1.790 CD, Recessed Head .090 deep w/2 valve reliefs
8	Cast Piston - Individual	59	W1061P 40 40-60	VINTAGE; Cast; .9842" Pin Dia.; 2 Rings 5/64 Groove, 1 Ring 3/16 Groove, 1.790 CD, Recessed Head .090 deep x 3.000 dia. - 7.1:1 C.R.; Designed for full-float or press-in rod
8	Pin Bushing	59	2134Y	
8	Pin Bushing	59	2134Y20	VINTAGE; w/.020" extra bore stock
QTY	RINGS	YEARS	PART NO.	DESCRIPTION
1	Premium Set	59	E-178K Std-20-30-40-60	2-5/64, 1-3/16; Premium Moly
1	Standard Set	59	E-178X Std-20-30-40-60	2-5/64, 1-3/16; Iron
QTY	ENGINE BEARINGS	YEARS	PART NO.	DESCRIPTION
1	Main Set	59	4923MA Std-1-10-20-30-40-50-60	VINTAGE; A-Series aluminum bearings
1	Main Set	59	7452MA 20 20	VINTAGE; A-Series aluminum bearings ; .10MM O/S length flange brg.
1	Rod Set	59	8-2130CP Std-1-10-20-30-40-50	8-2130CA 60 avail. as unplated & resizeable
1	Rod Set	59	8-7125CH Std-1X-10	Race Performance

(continued on next page)

Chrysler Car (Incl. Chrysler, DeSoto, Dodge, Plymouth)

59 318 5.2L (5212cc) OHV V8 (16 Valve), 3.9063" Bore (Chrysler Eng.), 2 Bbl. "Eng. Code MD2" 1959
(cont.)

	ENGINE BEARINGS						
BLOCK	QTY	(cont.)	YEARS	PART NO.	DESCRIPTION	BLOCK	
	1	Rod Set	59	8-2130CA 60 60	Unplated & resizeable		
	1	Rod Set	59	8-2130CP 10X2 10X2	Use in .002" O/S Rod Bore		
	8	Rod Pair	59	2130CP Std-1-2-10-20-30-40			
	1	Cam Set	59	1484M Std Only			
	1	Cam Set	59	1451M Std Only	VINTAGE; .760" length ctr. brg.		
BLOCK	QTY	GASKETS		YEARS	PART NO.	DESCRIPTION	BLOCK
	1	Kit Gasket Set		59	260-1571	VINTAGE; Premium valve stem seals incl.	
BLOCK	QTY	FREEZE PLUGS		YEARS	PART NO.	DESCRIPTION	BLOCK
	1	Brass Block Plug Kit		59	381-8010		
	1	Steel Block Plug Kit		59	381-4014		
	1	Brass Deep Cup Freeze Plug		59	381-9001	VINTAGE; 1.625" Diameter	
	1	Brass Shallow Cup Freeze Plug		59	381-7110	1.250" Diameter	
	1	Steel Deep Cup Freeze Plug		59	381-3041	1.625" Diameter	
	1	Steel Deep Cup Freeze Plug		59	381-3054	1.932" Diameter	
	1	Steel Disc Type Freeze Plug		59	381-1020	1.875" Diameter	
	1	Steel Shallow Cup Freeze Plug		59	381-3099	1.250" Diameter	

60 318 5.2L (5212cc) OHV V8 (16 Valve), 3.9063" Bore (Chrysler Eng.), 4 Bbl. "Eng. Code MD2" 1959

	QTY	TIMING	YEARS	PART NO.	DESCRIPTION		
	1	Timing Chain	59	222-348	VINTAGE; Silent type; 68 Links		
	1	Crank Sprocket	59	223-274	VINTAGE; Use w/silent type chain; .750" wide sprocket; 23 Teeth		
	1	Cam Sprocket	59	223-273	VINTAGE; 46 Teeth		
VALVE TRAIN	QTY	CAMSHAFT/LIFTER		YEARS	PART NO.	DESCRIPTION	VALVE TRAIN
	16	Lifter		59	AT-2084 Std Only	VINTAGE; Dumbbell shaped mech.	
	16	Lifter, Bulk		59	AT-2084B Std Only	Dumbbell shaped mech.; Carton of 117	
VALVE TRAIN	QTY	PUSH ROD		YEARS	PART NO.	DESCRIPTION	VALVE TRAIN
	16	Push Rod		59	RP-3030 Std Only	VINTAGE; Ball & cup type ends; .360" dia. ball at one end; 8.7350" O.A.L.	
VALVE TRAIN	QTY	VALVE		YEARS	PART NO.	DESCRIPTION	VALVE TRAIN
	8	Exhaust		59	V-1343 Std Only	VINTAGE; 4 groove; 1.5630" Head Dia., 0.3715" Stem Dia., 4.5390" O.A.L.	
	8	Intake		59	V-1344 Std Only	VINTAGE; 2 groove; 1.8440" Head Dia., 0.3725" Stem Dia., 4.6000" O.A.L.	
VALVE TRAIN	QTY	VALVE GUIDE		YEARS	PART NO.	DESCRIPTION	VALVE TRAIN
	8	Guide		59	VG-5033 Std Only	VINTAGE; Loc. Int.; 0.3735" ID, 2.6200" O.A.L	
VALVE TRAIN	QTY	VALVE SPRING		YEARS	PART NO.	DESCRIPTION	VALVE TRAIN
	16	Spring		59	VS-510 Std Only	2.0000" Free Height	
VALVE TRAIN	QTY	VALVE SEAL		YEARS	PART NO.	DESCRIPTION	VALVE TRAIN
	8	Valve Stem Seal		59	ST-2002 Std Only	Loc. Exh.; Exc. Eng. w/double valve springs; Installation requires valve guide machining; (PLY) Polyacrylate	
	8	Valve Stem Seal		59	ST-2014 Std Only	Loc. Exh.; Use w/repair guide; Positive type; Installation requires valve guide machining; (TFL) PTFE	
	8	Valve Stem Seal		59	ST-2002 Std Only	Loc. Int.; Exc. Eng. w/double valve springs; Installation requires valve guide machining; (PLY) Polyacrylate	
	8	Valve Stem Seal		59	ST-2014 Std Only	Loc. Int.; Use w/repair guide; Positive type; Installation requires valve guide machining; (TFL) PTFE	
	8	Valve Stem Seal Bulk		59	ST-2002BC Std Only	Loc. Exh.; Exc. Eng. w/double valve springs; Positive type; Installation requires valve guide machining; Carton of 100; (PLY) Polyacrylate	
	8	Valve Stem Seal Bulk		59	ST-2014BC Std Only	Loc. Exh.; Use w/repair guide; Positive type; Installation requires valve guide machining; Carton of 100; (TFL) PTFE	
	8	Valve Stem Seal Bulk		59	ST-2002BC Std Only	Loc. Int.; Exc. Eng. w/double valve springs; Positive type; Installation requires valve guide machining; Carton of 100; (PLY) Polyacrylate	
	8	Valve Stem Seal Bulk		59	ST-2014BC Std Only	Loc. Int.; Use w/repair guide; Positive type; Installation requires valve guide machining; Carton of 100; (TFL) PTFE	
VALVE TRAIN	QTY	VALVE SEAT		YEARS	PART NO.	DESCRIPTION	VALVE TRAIN
	8	Seat		59	245-1687-2 Std Only	Loc. Exh.; Use w/V-1343; 1.6925" OD, 1.4375" ID, 0.2160" Depth	
	8	Seat		59	245-1687-2N Std Only	Loc. Exh.; Use w/V-1343; Premium Material; 1.6925" OD, 1.4375" ID, 0.2160" Depth	
	8	Seat		59	245-1937-1 Std Only	Loc. Int.; Use w/V-1344; 1.9425" OD, 1.6875" ID, 0.2480" Depth	
VALVE TRAIN	QTY	VALVE, MISC		YEARS	PART NO.	DESCRIPTION	VALVE TRAIN
	16	Keeper		59	VK-66 Std Only	2 groove	

(continued on next page)

Chrysler Car (Incl. Chrysler, DeSoto, Dodge, Plymouth)

318 5.2L (5212cc) OHV V8 (16 Valve), 3.9063" Bore (Chrysler Eng.), 4 Bbl. "Eng. Code MD2" 1959 60
(cont.)

QTY	VALVE, MISC (cont.)	YEARS	PART NO.	DESCRIPTION
16	Keeper	59	VK-66R Std Only	2 groove; Hardened
16	Keeper	59	VK-174 Std Only	4 groove
16	Keeper	59	VK-174R Std Only	4 groove; Hardened
16	Spring Insert	59	259-103C Std Only	.015"; ID 1.030"; Carton of 100
16	Spring Insert	59	259-103B Std Only	.030"; ID 1.030"; Carton of 100
16	Spring Insert	59	259-103BRS Std Only	.030"; ID 1.030"; Carton of 500
16	Spring Insert	59	259-103A Std Only	.060"; ID 1.030"; Carton of 100
16	Spring Insert	59	259-103ARS Std Only	.060"; ID 1.030"; Carton of 500
QTY	PISTON	YEARS	PART NO.	DESCRIPTION
8	Cast Piston	59	1061NP 30 30-40-60	VINTAGE; Cast; .9844" Pin Dia.; 2 Rings 5/64 Groove, 1 Ring 3/16 Groove, 1.790 CD, Recessed Head .090 deep w/2 valve reliefs
8	Cast Piston - Individual	59	W1061NP 30 * 30	Cast; .9844" Pin Dia.; 2 Rings 5/64 Groove, 1 Ring 3/16 Groove, 1.790 CD, Recessed Head .090 deep w/2 valve reliefs
8	Cast Piston - Individual	59	W1061P 40 40-60	VINTAGE; Cast; .9842" Pin Dia.; 2 Rings 5/64 Groove, 1 Ring 3/16 Groove, 1.790 CD, Recessed Head .090 deep x 3.000 dia. - 7.1:1 C.R.; Designed for full-float or press-in rod
8	Pin Bushing	59	2134Y	
8	Pin Bushing	59	2134Y20	VINTAGE; w/.020" extra bore stock
QTY	RINGS	YEARS	PART NO.	DESCRIPTION
1	Premium Set	59	E-178K Std-20-30-40-60	2-5/64, 1-3/16; Premium Moly
1	Standard Set	59	E-178X Std-20-30-40-60	2-5/64, 1-3/16; Iron
QTY	ENGINE BEARINGS	YEARS	PART NO.	DESCRIPTION
1	Main Set	59	4923MA Std-1-10-20-30-40-50-60	VINTAGE; A-Series aluminum bearings
1	Main Set	59	7452MA 20 20	VINTAGE; A-Series aluminum bearings; .10MM O/S length flange brg.
1	Rod Set	59	8-2130CP Std-1-10-20-30-40-50	8-2130CA 60 avail. as unplated & resizeable
1	Rod Set	59	8-7125CH Std-1X-10	Race Performance
1	Rod Set	59	8-2130CA 60 60	Unplated & resizeable
1	Rod Set	59	8-2130CP 10X2 10X2	Use in .002" O/S Rod Bore
8	Rod Pair	59	2130CP Std-1-2-10-20-30-40	
1	Cam Set	59	1484M Std Only	
1	Cam Set	59	1451M Std Only	VINTAGE; .760" length ctr. brg.
QTY	GASKETS	YEARS	PART NO.	DESCRIPTION
1	Kit Gasket Set	59	260-1571	VINTAGE; Premium valve stem seals incl.
QTY	FREEZE PLUGS	YEARS	PART NO.	DESCRIPTION
1	Brass Block Plug Kit	59	381-8010	
1	Steel Block Plug Kit	59	381-4014	
1	Brass Deep Cup Freeze Plug	59	381-9001	VINTAGE; 1.625" Diameter
1	Brass Shallow Cup Freeze Plug	59	381-7110	1.250" Diameter
1	Steel Deep Cup Freeze Plug	59	381-3041	1.625" Diameter
1	Steel Deep Cup Freeze Plug	59	381-3054	1.932" Diameter
1	Steel Disc Type Freeze Plug	59	381-1020	1.875" Diameter
1	Steel Shallow Cup Freeze Plug	59	381-3099	1.250" Diameter

318 5.2L (5212cc) OHV V8 (16 Valve), 3.9063" Bore (Chrysler Eng.), 2 Bbl. "Eng. Code P31" 1960 61

QTY	TIMING	YEARS	PART NO.	DESCRIPTION
1	Timing Chain	60	222-348	VINTAGE; Silent type; 68 Links
1	Crank Sprocket	60	223-274	VINTAGE; Use w/silent type chain; .750" wide sprocket; 23 Teeth
1	Cam Sprocket	60	223-273	VINTAGE; 46 Teeth
QTY	CAMSHAFT/LIFTER	YEARS	PART NO.	DESCRIPTION
16	Lifter	60	AT-2084 Std Only	VINTAGE; Dumbbell shaped mech.
16	Lifter, Bulk	60	AT-2084B Std Only	Dumbbell shaped mech.; Carton of 117
QTY	PUSH ROD	YEARS	PART NO.	DESCRIPTION
16	Push Rod	60	RP-3030 Std Only	VINTAGE; Ball & cup type ends; .360" dia. ball at one end; 8.7350" O.A.L.
QTY	VALVE	YEARS	PART NO.	DESCRIPTION
8	Exhaust	60	V-1343 Std Only	VINTAGE; 4 groove; 1.5630" Head Dia., 0.3715" Stem Dia., 4.5390" O.A.L.
8	Intake	60	V-1344 Std Only	VINTAGE; 2 groove; 1.8440" Head Dia., 0.3725" Stem Dia., 4.6000" O.A.L.
QTY	VALVE GUIDE	YEARS	PART NO.	DESCRIPTION
8	Guide	60	VG-5033 Std Only	VINTAGE; Loc. Int.; 0.3735" ID, 2.6200" O.A.L

(continued on next page)

Chrysler Car (Incl. Chrysler, DeSoto, Dodge, Plymouth)

61 318 5.2L (5212cc) OHV V8 (16 Valve), 3.9063" Bore (Chrysler Eng.), 2 Bbl. "Eng. Code P31" 1960
(cont.)

QTY	VALVE SPRING	YEARS	PART NO.	DESCRIPTION
16	Spring	60	VS-510 Std Only	2.0000" Free Height
QTY	VALVE SEAL	YEARS	PART NO.	DESCRIPTION
8	Valve Stem Seal	60	ST-2002 Std Only	Loc. Exh.; Exc. Eng. w/double valve springs; Installation requires valve guide machining; (PLY) Polyacrylate
8	Valve Stem Seal	60	MV-1918 Std Only	Loc. Exh.; Umbrella type; (VTN) Viton®
8	Valve Stem Seal	60	ST-2014 Std Only	Loc. Exh.; Use w/repair guide; Positive type; Installation requires valve guide machining; (TFL) PTFE
8	Valve Stem Seal	60	ST-2002 Std Only	Loc. Int.; Exc. Eng. w/double valve springs; Installation requires valve guide machining; (PLY) Polyacrylate
8	Valve Stem Seal	60	MV-1771C Std Only	Loc. Int.; Umbrella type; (PLY) Polyacrylate
8	Valve Stem Seal	60	ST-2014 Std Only	Loc. Int.; Use w/repair guide; Positive type; Installation requires valve guide machining; (TFL) PTFE
8	Valve Stem Seal Bulk	60	ST-2002BC Std Only	Loc. Exh.; Exc. Eng. w/double valve springs; Positive type; Installation requires valve guide machining; Carton of 100; (PLY) Polyacrylate
8	Valve Stem Seal Bulk	60	ST-2014BC Std Only	Loc. Exh.; Use w/repair guide; Positive type; Installation requires valve guide machining; Carton of 100; (TFL) PTFE
8	Valve Stem Seal Bulk	60	ST-2002BC Std Only	Loc. Int.; Exc. Eng. w/double valve springs; Positive type; Installation requires valve guide machining; Carton of 100; (PLY) Polyacrylate
8	Valve Stem Seal Bulk	60	MV-1771 Std Only	Loc. Int.; Umbrella type; Carton of 100; (PLY) Polyacrylate
8	Valve Stem Seal Bulk	60	ST-2014BC Std Only	Loc. Int.; Use w/repair guide; Positive type; Installation requires valve guide machining; Carton of 100; (TFL) PTFE
QTY	VALVE SEAT	YEARS	PART NO.	DESCRIPTION
8	Seat	60	245-1687-2 Std Only	Loc. Exh.; Use w/V-1343; 1.6925" OD, 1.4375" ID, 0.2160" Depth
8	Seat	60	245-1687-2N Std Only	Loc. Exh.; Use w/V-1343; Premium Material; 1.6925" OD, 1.4375" ID, 0.2160" Depth
8	Seat	60	245-1937-1 Std Only	Loc. Int.; Use w/V-1344; 1.9425" OD, 1.6875" ID, 0.2480" Depth
QTY	VALVE, MISC	YEARS	PART NO.	DESCRIPTION
16	Keeper	60	VK-66 Std Only	2 groove
16	Keeper	60	VK-66R Std Only	2 groove; Hardened
16	Keeper	60	VK-174 Std Only	4 groove
16	Keeper	60	VK-174R Std Only	4 groove; Hardened
16	Spring Insert	60	259-103C Std Only	.015"; ID 1.030"; Carton of 100
16	Spring Insert	60	259-103B Std Only	.030"; ID 1.030"; Carton of 100
16	Spring Insert	60	259-103BRS Std Only	.030"; ID 1.030"; Carton of 500
16	Spring Insert	60	259-103A Std Only	.060"; ID 1.030"; Carton of 100
16	Spring Insert	60	259-103ARS Std Only	.060"; ID 1.030"; Carton of 500
QTY	PISTON	YEARS	PART NO.	DESCRIPTION
8	Cast Piston	60	1061NP 30 30-40-60	VINTAGE; Cast; .9844" Pin Dia.; 2 Rings 5/64 Groove, 1 Ring 3/16 Groove, 1.790 CD, Recessed Head .090 deep w/2 valve reliefs
8	Cast Piston - Individual	60	W1061NP 30 * 30	Cast; .9844" Pin Dia.; 2 Rings 5/64 Groove, 1 Ring 3/16 Groove, 1.790 CD, Recessed Head .090 deep w/2 valve reliefs
8	Cast Piston - Individual	60	W1061P 40 40-60	VINTAGE; Cast; .9842" Pin Dia.; 2 Rings 5/64 Groove, 1 Ring 3/16 Groove, 1.790 CD, Recessed Head .090 deep x 3.000 dia. - 7.1:1 C.R.; Designed for full-float or press-in rod
8	Pin Bushing	60	2134Y	
8	Pin Bushing	60	2134Y20	VINTAGE; w/.020" extra bore stock
QTY	RINGS	YEARS	PART NO.	DESCRIPTION
1	Premium Set	60	E-178K Std-20-30-40-60	2-5/64, 1-3/16; Premium Moly
1	Standard Set	60	E-178X Std-20-30-40-60	2-5/64, 1-3/16; Iron
QTY	ENGINE BEARINGS	YEARS	PART NO.	DESCRIPTION
1	Main Set	60	4923MA Std-1-10-20-30-40-50-60	VINTAGE; A-Series aluminum bearings
1	Main Set	60	7452MA 20 20	VINTAGE; A-Series aluminum bearings ; .10MM O/S length flange brg.
1	Rod Set	60	8-2130CP Std-1-10-20-30-40-50	8-2130CA 60 avail. as unplated & resizeable
1	Rod Set	60	8-7125CH Std-1X-10	Race Performance
1	Rod Set	60	8-2130CA 60 60	Unplated & resizeable
1	Rod Set	60	8-2130CP 10X2 10X2	Use in .002" O/S Rod Bore
8	Rod Pair	60	2130CP Std-1-2-10-20-30-40	
1	Cam Set	60	1484M Std Only	
1	Cam Set	60	1451M Std Only	VINTAGE; .760" length ctr. brg.

(continued on next page)

Chrysler Car (Incl. Chrysler, DeSoto, Dodge, Plymouth)

318 5.2L (5212cc) OHV V8 (16 Valve), 3.9063" Bore (Chrysler Eng.), 2 Bbl. "Eng. Code P31" 1960 61
(cont.)

BLOCK	QTY	GASKETS	YEARS	PART NO.	DESCRIPTION	BLOCK
	1	Kit Gasket Set	60	260-1571	VINTAGE; Premium valve stem seals incl.	
BLOCK	QTY	FREEZE PLUGS	YEARS	PART NO.	DESCRIPTION	BLOCK
	1	Brass Block Plug Kit	60	381-8010		
	1	Steel Block Plug Kit	60	381-4014		
	1	Brass Deep Cup Freeze Plug	60	381-9001	VINTAGE; 1.625" Diameter	
	1	Brass Shallow Cup Freeze Plug	60	381-7110	1.250" Diameter	
	1	Steel Deep Cup Freeze Plug	60	381-3041	1.625" Diameter	
	1	Steel Deep Cup Freeze Plug	60	381-3054	1.932" Diameter	
	1	Steel Disc Type Freeze Plug	60	381-1020	1.875" Diameter	
	1	Steel Shallow Cup Freeze Plug	60	381-3099	1.250" Diameter	

318 5.2L (5212cc) OHV V8 (16 Valve), 3.9063" Bore (Chrysler Eng.), 4 Bbl. "Eng. Code P31" 1960 62

VALVE TRAIN	QTY	TIMING	YEARS	PART NO.	DESCRIPTION	VALVE TRAIN
	1	Timing Chain	60	222-348	VINTAGE; Silent type; 68 Links	
	1	Crank Sprocket	60	223-274	VINTAGE; Use w/silent type chain; .750" wide sprocket; 23 Teeth	
	1	Cam Sprocket	60	223-273	VINTAGE; 46 Teeth	
VALVE TRAIN	QTY	CAMSHAFT/LIFTER	YEARS	PART NO.	DESCRIPTION	VALVE TRAIN
	16	Lifter	60	AT-2084 Std Only	VINTAGE; Dumbbell shaped mech.	
	16	Lifter, Bulk	60	AT-2084B Std Only	Dumbbell shaped mech.; Carton of 117	
VALVE TRAIN	QTY	PUSH ROD	YEARS	PART NO.	DESCRIPTION	VALVE TRAIN
	16	Push Rod	60	RP-3030 Std Only	VINTAGE; Ball & cup type ends; .360" dia. ball at one end; 8.7350" O.A.L.	
VALVE TRAIN	QTY	VALVE	YEARS	PART NO.	DESCRIPTION	VALVE TRAIN
	8	Exhaust	60	V-1343 Std Only	VINTAGE; 4 groove; 1.5630" Head Dia., 0.3715" Stem Dia., 4.5390" O.A.L.	
	8	Intake	60	V-1344 Std Only	VINTAGE; 2 groove; 1.8440" Head Dia., 0.3725" Stem Dia., 4.6000" O.A.L.	
VALVE TRAIN	QTY	VALVE GUIDE	YEARS	PART NO.	DESCRIPTION	VALVE TRAIN
	8	Guide	60	VG-5033 Std Only	VINTAGE; Loc. Int.; 0.3735" ID, 2.6200" O.A.L.	
VALVE TRAIN	QTY	VALVE SPRING	YEARS	PART NO.	DESCRIPTION	VALVE TRAIN
	16	Spring	60	VS-510 Std Only	2.0000" Free Height	
VALVE TRAIN	QTY	VALVE SEAL	YEARS	PART NO.	DESCRIPTION	VALVE TRAIN
	8	Valve Stem Seal	60	ST-2002 Std Only	Loc. Exh.; Exc. Eng. w/double valve springs; Installation requires valve guide machining; (PLY) Polyacrylate	
	8	Valve Stem Seal	60	MV-1918 Std Only	Loc. Exh.; Umbrella type; (VTN) Viton®	
	8	Valve Stem Seal	60	ST-2014 Std Only	Loc. Exh.; Use w/repair guide; Positive type; Installation requires valve guide machining; (TFL) PTFE	
	8	Valve Stem Seal	60	ST-2002 Std Only	Loc. Int.; Exc. Eng. w/double valve springs; Installation requires valve guide machining; (PLY) Polyacrylate	
	8	Valve Stem Seal	60	MV-1771C Std Only	Loc. Int.; Umbrella type; (PLY) Polyacrylate	
	8	Valve Stem Seal	60	ST-2014 Std Only	Loc. Int.; Use w/repair guide; Positive type; Installation requires valve guide machining; (TFL) PTFE	
	8	Valve Stem Seal Bulk	60	ST-2002BC Std Only	Loc. Exh.; Exc. Eng. w/double valve springs; Positive type; Installation requires valve guide machining; Carton of 100; (PLY) Polyacrylate	
	8	Valve Stem Seal Bulk	60	ST-2014BC Std Only	Loc. Exh.; Use w/repair guide; Positive type; Installation requires valve guide machining; Carton of 100; (TFL) PTFE	
	8	Valve Stem Seal Bulk	60	ST-2002BC Std Only	Loc. Int.; Exc. Eng. w/double valve springs; Positive type; Installation requires valve guide machining; Carton of 100; (PLY) Polyacrylate	
	8	Valve Stem Seal Bulk	60	MV-1771 Std Only	Loc. Int.; Umbrella type; Carton of 100; (PLY) Polyacrylate	
	8	Valve Stem Seal Bulk	60	ST-2014BC Std Only	Loc. Int.; Use w/repair guide; Positive type; Installation requires valve guide machining; Carton of 100; (TFL) PTFE	
VALVE TRAIN	QTY	VALVE SEAT	YEARS	PART NO.	DESCRIPTION	VALVE TRAIN
	8	Seat	60	245-1687-2 Std Only	Loc. Exh.; Use w/V-1343; 1.6925" OD, 1.4375" ID, 0.2160" Depth	
	8	Seat	60	245-1687-2N Std Only	Loc. Exh.; Use w/V-1343; Premium Material; 1.6925" OD, 1.4375" ID, 0.2160" Depth	
	8	Seat	60	245-1937-1 Std Only	Loc. Int.; Use w/V-1344; 1.9425" OD, 1.6875" ID, 0.2480" Depth	
VALVE TRAIN	QTY	VALVE, MISC	YEARS	PART NO.	DESCRIPTION	VALVE TRAIN
	16	Keeper	60	VK-66 Std Only	2 groove	
	16	Keeper	60	VK-66R Std Only	2 groove; Hardened	
	16	Keeper	60	VK-174 Std Only	4 groove	
	16	Keeper	60	VK-174R Std Only	4 groove; Hardened	
	16	Spring Insert	60	259-103C Std Only	.015"; ID 1.030"; Carton of 100	

(continued on next page)

Chrysler Car (Incl. Chrysler, DeSoto, Dodge, Plymouth)

62 318 5.2L (5212cc) OHV V8 (16 Valve), 3.9063" Bore (Chrysler Eng.), 4 Bbl. "Eng. Code P31" 1960
(cont.)

QTY	VALVE, MISC (cont.)	YEARS	PART NO.	DESCRIPTION
16	Spring Insert	60	259-103B Std Only	.030"; ID 1.030"; Carton of 100
16	Spring Insert	60	259-103BRS Std Only	.030"; ID 1.030"; Carton of 500
16	Spring Insert	60	259-103A Std Only	.060"; ID 1.030"; Carton of 100
16	Spring Insert	60	259-103ARS Std Only	.060"; ID 1.030"; Carton of 500
QTY	PISTON	YEARS	PART NO.	DESCRIPTION
8	Cast Piston	60	1061NP 30 30-40-60	VINTAGE; Cast; .9844" Pin Dia.; 2 Rings 5/64 Groove, 1 Ring 3/16 Groove, 1.790 CD, Recessed Head .090 deep w/2 valve reliefs
8	Cast Piston - Individual	60	W1061NP 30 * 30	Cast; .9844" Pin Dia.; 2 Rings 5/64 Groove, 1 Ring 3/16 Groove, 1.790 CD, Recessed Head .090 deep w/2 valve reliefs
8	Cast Piston - Individual	60	W1061P 40 40-60	VINTAGE; Cast; .9842" Pin Dia.; 2 Rings 5/64 Groove, 1 Ring 3/16 Groove, 1.790 CD, Recessed Head .090 deep x 3.000 dia. - 7.1:1 C.R.; Designed for full-float or press-in rod
8	Pin Bushing	60	2134Y	
8	Pin Bushing	60	2134Y20	VINTAGE; w/.020" extra bore stock
QTY	RINGS	YEARS	PART NO.	DESCRIPTION
1	Premium Set	60	E-178K Std-20-30-40-60	2-5/64, 1-3/16; Premium Moly
1	Standard Set	60	E-178X Std-20-30-40-60	2-5/64, 1-3/16; Iron
QTY	ENGINE BEARINGS	YEARS	PART NO.	DESCRIPTION
1	Main Set	60	4923MA Std-1-10-20-30-40-50-60	VINTAGE; A-Series aluminum bearings
1	Main Set	60	7452MA 20 20	VINTAGE; A-Series aluminum bearings ; .10MM O/S length flange brg.
1	Rod Set	60	8-2130CP Std-1-10-20-30-40-50	8-2130CA 60 avail. as unplated & resizeable
1	Rod Set	60	8-7125CH Std-1X-10	Race Performance
1	Rod Set	60	8-2130CA 60 60	Unplated & resizeable
1	Rod Set	60	8-2130CP 10X2 10X2	Use in .002" O/S Rod Bore
8	Rod Pair	60	2130CP Std-1-2-10-20-30-40	
1	Cam Set	60	1484M Std Only	
1	Cam Set	60	1451M Std Only	VINTAGE; .760" length ctr. brg.
QTY	GASKETS	YEARS	PART NO.	DESCRIPTION
1	Kit Gasket Set	60	260-1571	VINTAGE; Premium valve stem seals incl.
QTY	FREEZE PLUGS	YEARS	PART NO.	DESCRIPTION
1	Brass Block Plug Kit	60	381-8010	
1	Steel Block Plug Kit	60	381-4014	
1	Brass Deep Cup Freeze Plug	60	381-9001	VINTAGE; 1.625" Diameter
1	Brass Shallow Cup Freeze Plug	60	381-7110	1.250" Diameter
1	Steel Deep Cup Freeze Plug	60	381-3041	1.625" Diameter
1	Steel Deep Cup Freeze Plug	60	381-3054	1.9/32" Diameter
1	Steel Disc Type Freeze Plug	60	381-1020	1.875" Diameter
1	Steel Shallow Cup Freeze Plug	60	381-3099	1.250" Diameter

BLOCK

BLOCK

63 318 5.2L (5212cc) OHV V8 (16 Valve), 3.9063" Bore (Chrysler Eng.), 2 Bbl. "Eng. Code R31" 1961

QTY	TIMING	YEARS	PART NO.	DESCRIPTION
1	Timing Chain	61	222-348	VINTAGE; Silent type; 68 Links
1	Crank Sprocket	61	223-274	VINTAGE; Use w/silent type chain; .750" wide sprocket; 23 Teeth
1	Cam Sprocket	61	223-273	VINTAGE; 46 Teeth
QTY	CAMSHAFT/LIFTER	YEARS	PART NO.	DESCRIPTION
16	Lifter	61	AT-2084 Std Only	VINTAGE; Dumbbell shaped mech.
16	Lifter, Bulk	61	AT-2084B Std Only	Dumbbell shaped mech.; Carton of 117
QTY	PUSH ROD	YEARS	PART NO.	DESCRIPTION
16	Push Rod	61	RP-3030 Std Only	VINTAGE; Ball & cup type ends; .360" dia. ball at one end; 8.7350" O.A.L.
QTY	VALVE	YEARS	PART NO.	DESCRIPTION
8	Exhaust	61	V-1343 Std Only	VINTAGE; 4 groove; 1.5630" Head Dia., 0.3715" Stem Dia., 4.5390" O.A.L.
8	Intake	61	V-1344 Std Only	VINTAGE; 2 groove; 1.8440" Head Dia., 0.3725" Stem Dia., 4.6000" O.A.L.
QTY	VALVE GUIDE	YEARS	PART NO.	DESCRIPTION
8	Guide	61	VG-5033 Std Only	VINTAGE; Loc. Int.; 0.3735" ID, 2.6200" O.A.L
QTY	VALVE SPRING	YEARS	PART NO.	DESCRIPTION
16	Spring	61	VS-510 Std Only	2.0000" Free Height

VALVE TRAIN

VALVE TRAIN

(continued on next page)

Chrysler Car (Incl. Chrysler, DeSoto, Dodge, Plymouth)

318 5.2L (5212cc) OHV V8 (16 Valve), 3.9063" Bore (Chrysler Eng.), 2 Bbl. "Eng. Code R31" 1961 **63**
(cont.)

QTY	VALVE SEAL	YEARS	PART NO.	DESCRIPTION
8	Valve Stem Seal	61	ST-2002 Std Only	Loc. Exh.; Exc. Eng. w/double valve springs; Installation requires valve guide machining; (PLY) Polyacrylate
8	Valve Stem Seal	61	MV-1918 Std Only	Loc. Exh.; Umbrella type; (VTN) Viton®
8	Valve Stem Seal	61	ST-2014 Std Only	Loc. Exh.; Use w/repair guide; Positive type; Installation requires valve guide machining; (TFL) PTFE
8	Valve Stem Seal	61	ST-2002 Std Only	Loc. Int.; Exc. Eng. w/double valve springs; Installation requires valve guide machining; (PLY) Polyacrylate
8	Valve Stem Seal	61	MV-1771C Std Only	Loc. Int.; Umbrella type; (PLY) Polyacrylate
8	Valve Stem Seal	61	ST-2014 Std Only	Loc. Int.; Use w/repair guide; Positive type; Installation requires valve guide machining; (TFL) PTFE
8	Valve Stem Seal Bulk	61	ST-2002BC Std Only	Loc. Exh.; Exc. Eng. w/double valve springs; Positive type; Installation requires valve guide machining; Carton of 100; (PLY) Polyacrylate
8	Valve Stem Seal Bulk	61	ST-2014BC Std Only	Loc. Exh.; Use w/repair guide; Positive type; Installation requires valve guide machining; Carton of 100; (TFL) PTFE
8	Valve Stem Seal Bulk	61	ST-2002BC Std Only	Loc. Int.; Exc. Eng. w/double valve springs; Positive type; Installation requires valve guide machining; Carton of 100; (PLY) Polyacrylate
8	Valve Stem Seal Bulk	61	MV-1771 Std Only	Loc. Int.; Umbrella type; Carton of 100; (PLY) Polyacrylate
8	Valve Stem Seal Bulk	61	ST-2014BC Std Only	Loc. Int.; Use w/repair guide; Positive type; Installation requires valve guide machining; Carton of 100; (TFL) PTFE
QTY	VALVE SEAT	YEARS	PART NO.	DESCRIPTION
8	Seat	61	245-1687-2 Std Only	Loc. Exh.; Use w/V-1343; 1.6925" OD, 1.4375" ID, 0.2160" Depth
8	Seat	61	245-1687-2N Std Only	Loc. Exh.; Use w/V-1343; Premium Material; 1.6925" OD, 1.4375" ID, 0.2160" Depth
8	Seat	61	245-1937-1 Std Only	Loc. Int.; Use w/V-1344; 1.9425" OD, 1.6875" ID, 0.2480" Depth
QTY	VALVE, MISC	YEARS	PART NO.	DESCRIPTION
16	Keeper	61	VK-66 Std Only	2 groove
16	Keeper	61	VK-66R Std Only	2 groove; Hardened
16	Keeper	61	VK-174 Std Only	4 groove
16	Keeper	61	VK-174R Std Only	4 groove; Hardened
16	Spring Insert	61	259-103C Std Only	.015"; ID 1.030"; Carton of 100
16	Spring Insert	61	259-103B Std Only	.030"; ID 1.030"; Carton of 100
16	Spring Insert	61	259-103BRS Std Only	.030"; ID 1.030"; Carton of 500
16	Spring Insert	61	259-103A Std Only	.060"; ID 1.030"; Carton of 100
16	Spring Insert	61	259-103ARS Std Only	.060"; ID 1.030"; Carton of 500
QTY	PISTON	YEARS	PART NO.	DESCRIPTION
8	Cast Piston	61	1061NP 30 30-40-60	VINTAGE; Cast; .9844" Pin Dia.; 2 Rings 5/64 Groove, 1 Ring 3/16 Groove, 1.790 CD, Recessed Head .090 deep w/2 valve reliefs
8	Cast Piston - Individual	61	W1061NP 30 * 30	Cast; .9844" Pin Dia.; 2 Rings 5/64 Groove, 1 Ring 3/16 Groove, 1.790 CD, Recessed Head .090 deep w/2 valve reliefs
8	Cast Piston - Individual	61	W1061P 40 40-60	VINTAGE; Cast; .9842" Pin Dia.; 2 Rings 5/64 Groove, 1 Ring 3/16 Groove, 1.790 CD, Recessed Head .090 deep x 3.000 dia. - 7.1:1 C.R.; Designed for full-float or press-in rod
8	Pin Bushing	61	2134Y	
8	Pin Bushing	61	2134Y20	VINTAGE; w/.020" extra bore stock
QTY	RINGS	YEARS	PART NO.	DESCRIPTION
1	Premium Set	61	E-178K Std-20-30-40-60	2-5/64, 1-3/16; Premium Moly
1	Standard Set	61	E-178X Std-20-30-40-60	2-5/64, 1-3/16; Iron
QTY	ENGINE BEARINGS	YEARS	PART NO.	DESCRIPTION
1	Main Set	61	4923MA Std-1-10-20-30-40-50-60	VINTAGE; A-Series aluminum bearings
1	Main Set	61	7452MA 20	VINTAGE; A-Series aluminum bearings ; .10MM O/S length flange brg.
1	Rod Set	61	8-2130CP Std-1-10-20-30-40-50	8-2130CA 60 avail. as unplated & resizeable
1	Rod Set	61	8-7125CH Std-1X-10	Race Performance
1	Rod Set	61	8-2130CA 60 60	Unplated & resizeable
1	Rod Set	61	8-2130CP 10X2 10X2	Use in .002" O/S Rod Bore
8	Rod Pair	61	2130CP Std-1-2-10-20-30-40	
1	Cam Set	61	1484M Std Only	
1	Cam Set	61	1451M Std Only	VINTAGE; .760" length ctr. brg.
QTY	GASKETS	YEARS	PART NO.	DESCRIPTION
1	Kit Gasket Set	61	260-1571	VINTAGE; Premium valve stem seals incl.

(continued on next page)

Chrysler Car (Incl. Chrysler, DeSoto, Dodge, Plymouth)

63 318 5.2L (5212cc) OHV V8 (16 Valve), 3.9063" Bore (Chrysler Eng.), 2 Bbl. "Eng. Code R31" 1961
(cont.)

BLOCK	QTY	FREEZE PLUGS	YEARS	PART NO.	DESCRIPTION	BLOCK
	1	Brass Block Plug Kit	61	381-8010		
	1	Steel Block Plug Kit	61	381-4014		
	1	Brass Deep Cup Freeze Plug	61	381-9001	VINTAGE; 1.625" Diameter	
	1	Brass Shallow Cup Freeze Plug	61	381-7110	1.250" Diameter	
	1	Steel Deep Cup Freeze Plug	61	381-3041	1.625" Diameter	
	1	Steel Deep Cup Freeze Plug	61	381-3054	19/32" Diameter	
	1	Steel Disc Type Freeze Plug	61	381-1020	1.875" Diameter	
	1	Steel Shallow Cup Freeze Plug	61	381-3099	1.250" Diameter	

64 318 5.2L (5212cc) OHV V8 (16 Valve), 3.9063" Bore (Chrysler Eng.), 4 Bbl. "Eng. Code R31" 1961

VALVE TRAIN	QTY	TIMING	YEARS	PART NO.	DESCRIPTION	VALVE TRAIN
	1	Timing Chain	61	222-348	VINTAGE; Silent type; 68 Links	
	1	Crank Sprocket	61	223-274	VINTAGE; Use w/silent type chain; .750" wide sprocket; 23 Teeth	
	1	Cam Sprocket	61	223-273	VINTAGE; 46 Teeth	
	16	Lifter	61	AT-2084 Std Only	VINTAGE; Dumbbell shaped mech.	
	16	Lifter, Bulk	61	AT-2084B Std Only	Dumbbell shaped mech.; Carton of 117	
	16	PUSH ROD	61	RP-3030 Std Only	VINTAGE; Ball & cup type ends; .360" dia. ball at one end; 8.7350" O.A.L.	
	8	VALVE	61	V-1343 Std Only	VINTAGE; 4 groove; 1.5630" Head Dia., 0.3715" Stem Dia., 4.5390" O.A.L.	
	8	Intake	61	V-1344 Std Only	VINTAGE; 2 groove; 1.8440" Head Dia., 0.3725" Stem Dia., 4.6000" O.A.L.	
	8	VALVE GUIDE	61	VG-5033 Std Only	VINTAGE; Loc. Int.; 0.3735" ID, 2.6200" O.A.L	
	16	VALVE SPRING	61	VS-510 Std Only	2.0000" Free Height	
	8	VALVE SEAL	61	ST-2002 Std Only	Loc. Exh.; Exc. Eng. w/double valve springs; Installation requires valve guide machining; (PLY) Polyacrylate	
	8	Valve Stem Seal	61	MV-1918 Std Only	Loc. Exh.; Umbrella type; (VTN) Viton®	
	8	Valve Stem Seal	61	ST-2014 Std Only	Loc. Exh.; Use w/repair guide; Positive type; Installation requires valve guide machining; (TFL) PTFE	
	8	Valve Stem Seal	61	ST-2002 Std Only	Loc. Int.; Exc. Eng. w/double valve springs; Installation requires valve guide machining; (PLY) Polyacrylate	
	8	Valve Stem Seal	61	MV-1771C Std Only	Loc. Int.; Umbrella type; (PLY) Polyacrylate	
	8	Valve Stem Seal	61	ST-2014 Std Only	Loc. Int.; Use w/repair guide; Positive type; Installation requires valve guide machining; (TFL) PTFE	
	8	Valve Stem Seal Bulk	61	ST-2002BC Std Only	Loc. Exh.; Exc. Eng. w/double valve springs; Positive type; Installation requires valve guide machining; Carton of 100; (PLY) Polyacrylate	
	8	Valve Stem Seal Bulk	61	ST-2014BC Std Only	Loc. Exh.; Use w/repair guide; Positive type; Installation requires valve guide machining; Carton of 100; (TFL) PTFE	
	8	Valve Stem Seal Bulk	61	ST-2002BC Std Only	Loc. Int.; Exc. Eng. w/double valve springs; Positive type; Installation requires valve guide machining; Carton of 100; (PLY) Polyacrylate	
	8	Valve Stem Seal Bulk	61	MV-1771 Std Only	Loc. Int.; Umbrella type; Carton of 100; (PLY) Polyacrylate	
	8	Valve Stem Seal Bulk	61	ST-2014BC Std Only	Loc. Int.; Use w/repair guide; Positive type; Installation requires valve guide machining; Carton of 100; (TFL) PTFE	
	8	VALVE SEAT	61	245-1687-2 Std Only	Loc. Exh.; Use w/V-1343; 1.6925" OD, 1.4375" ID, 0.2160" Depth	
	8	Seat	61	245-1687-2N Std Only	Loc. Exh.; Use w/V-1343; Premium Material; 1.6925" OD, 1.4375" ID, 0.2160" Depth	
	8	Seat	61	245-1937-1 Std Only	Loc. Int.; Use w/V-1344; 1.9425" OD, 1.6875" ID, 0.2480" Depth	
	16	VALVE, MISC	61	VK-66 Std Only	2 groove	
	16	Keeper	61	VK-66R Std Only	2 groove; Hardened	
	16	Keeper	61	VK-174 Std Only	4 groove	
	16	Keeper	61	VK-174R Std Only	4 groove; Hardened	
	16	Spring Insert	61	259-103C Std Only	.015"; ID 1.030"; Carton of 100	
	16	Spring Insert	61	259-103B Std Only	.030"; ID 1.030"; Carton of 100	
	16	Spring Insert	61	259-103BRS Std Only	.030"; ID 1.030"; Carton of 500	

(continued on next page)

Chrysler Car (Incl. Chrysler, DeSoto, Dodge, Plymouth)

318 5.2L (5212cc) OHV V8 (16 Valve), 3.9063" Bore (Chrysler Eng.), 4 Bbl. "Eng. Code R31" 1961 64
(cont.)

QTY	VALVE, MISC (cont.)	YEARS	PART NO.	DESCRIPTION
16	Spring Insert	61	259-103A Std Only	.060"; ID 1.030"; Carton of 100
16	Spring Insert	61	259-103ARS Std Only	.060"; ID 1.030"; Carton of 500
QTY	PISTON	YEARS	PART NO.	DESCRIPTION
8	Cast Piston	61	1061NP 30 30-40-60	VINTAGE; Cast; .9844" Pin Dia.; 2 Rings 5/64 Groove, 1 Ring 3/16 Groove, 1.790 CD, Recessed Head .090 deep w/2 valve reliefs
8	Cast Piston - Individual	61	W1061NP 30 * 30	Cast; .9844" Pin Dia.; 2 Rings 5/64 Groove, 1 Ring 3/16 Groove, 1.790 CD, Recessed Head .090 deep w/2 valve reliefs
8	Cast Piston - Individual	61	W1061P 40 40-60	VINTAGE; Cast; .9842" Pin Dia.; 2 Rings 5/64 Groove, 1 Ring 3/16 Groove, 1.790 CD, Recessed Head .090 deep x 3.000 dia. - 7.1:1 C.R.; Designed for full-float or press-in rod
8	Pin Bushing	61	2134Y	
8	Pin Bushing	61	2134Y20	VINTAGE; w/.020" extra bore stock
QTY	RINGS	YEARS	PART NO.	DESCRIPTION
1	Premium Set	61	E-178K Std-20-30-40-60	2-5/64, 1-3/16; Premium Moly
1	Standard Set	61	E-178X Std-20-30-40-60	2-5/64, 1-3/16; Iron
QTY	ENGINE BEARINGS	YEARS	PART NO.	DESCRIPTION
1	Main Set	61	4923MA Std-1-10-20-30-40-50-60	VINTAGE; A-Series aluminum bearings
1	Main Set	61	7452MA 20 20	VINTAGE; A-Series aluminum bearings ; .10MM O/S length flange brg.
1	Rod Set	61	8-2130CP Std-1-10-20-30-40-50	8-2130CA 60 avail. as unplated & resizeable
1	Rod Set	61	8-7125CH Std-1X-10	Race Performance
1	Rod Set	61	8-2130CA 60 60	Unplated & resizeable
1	Rod Set	61	8-2130CP 10X2 10X2	Use in .002" O/S Rod Bore
8	Rod Pair	61	2130CP Std-1-2-10-20-30-40	
1	Cam Set	61	1484M Std Only	
1	Cam Set	61	1451M Std Only	VINTAGE; .760" length ctr. brg.
QTY	GASKETS	YEARS	PART NO.	DESCRIPTION
1	Kit Gasket Set	61	260-1571	VINTAGE; Premium valve stem seals incl.
QTY	FREEZE PLUGS	YEARS	PART NO.	DESCRIPTION
1	Brass Block Plug Kit	61	381-8010	
1	Steel Block Plug Kit	61	381-4014	
1	Brass Deep Cup Freeze Plug	61	381-9001	VINTAGE; 1.625" Diameter
1	Brass Shallow Cup Freeze Plug	61	381-7110	1.250" Diameter
1	Steel Deep Cup Freeze Plug	61	381-3041	1.625" Diameter
1	Steel Deep Cup Freeze Plug	61	381-3054	19/32" Diameter
1	Steel Disc Type Freeze Plug	61	381-1020	1.875" Diameter
1	Steel Shallow Cup Freeze Plug	61	381-3099	1.250" Diameter

318 5.2L (5212cc) OHV V8 (16 Valve), 3.9063" Bore (Chrysler Eng.), 2 Bbl. "Eng. Code S31" 1962 65

QTY	TIMING	YEARS	PART NO.	DESCRIPTION
1	Timing Chain	62	222-348	VINTAGE; Silent type; 68 Links
1	Crank Sprocket	62	223-274	VINTAGE; Use w/silent type chain; .750" wide sprocket; 23 Teeth
1	Cam Sprocket	62	223-273	VINTAGE; 46 Teeth
QTY	CAMSHAFT/LIFTER	YEARS	PART NO.	DESCRIPTION
16	Lifter	62	AT-2084 Std Only	VINTAGE; Dumbbell shaped mech.
16	Lifter, Bulk	62	AT-2084B Std Only	Dumbbell shaped mech.; Carton of 117
QTY	PUSH ROD	YEARS	PART NO.	DESCRIPTION
16	Push Rod	62	RP-3030 Std Only	VINTAGE; Ball & cup type ends; .360" dia. ball at one end; 8.7350" O.A.L.
QTY	VALVE	YEARS	PART NO.	DESCRIPTION
8	Exhaust	62	V-1343 Std Only	VINTAGE; 4 groove; 1.5630" Head Dia., 0.3715" Stem Dia., 4.5390" O.A.L.
8	Intake	62	V-1344 Std Only	VINTAGE; 2 groove; 1.8440" Head Dia., 0.3725" Stem Dia., 4.6000" O.A.L.
QTY	VALVE GUIDE	YEARS	PART NO.	DESCRIPTION
8	Guide	62	VG-5033 Std Only	VINTAGE; Loc. Int.; 0.3735" ID, 2.6200" O.A.L.
QTY	VALVE SPRING	YEARS	PART NO.	DESCRIPTION
16	Spring	62	VS-510 Std Only	2.0000" Free Height
QTY	VALVE SEAL	YEARS	PART NO.	DESCRIPTION
8	Valve Stem Seal	62	ST-2002 Std Only	Loc. Exh.; Exc. Eng. w/double valve springs; Installation requires valve guide machining; (PLY) Polyacrylate
8	Valve Stem Seal	62	MV-1918 Std Only	Loc. Exh.; Umbrella type; (VTN) Viton®

(continued on next page)

Chrysler Car (Incl. Chrysler, DeSoto, Dodge, Plymouth)

65 318 5.2L (5212cc) OHV V8 (16 Valve), 3.9063" Bore (Chrysler Eng.), 2 Bbl. "Eng. Code S31" 1962
(cont.)

QTY	VALVE SEAL (cont.)	YEARS	PART NO.	DESCRIPTION
8	Valve Stem Seal	62	ST-2014 Std Only	Loc. Exh.; Use w/repair guide; Positive type; Installation requires valve guide machining; (TFL) PTFE
8	Valve Stem Seal	62	ST-2002 Std Only	Loc. Int.; Exc. Eng. w/double valve springs; Installation requires valve guide machining; (PLY) Polyacrylate
8	Valve Stem Seal	62	MV-1771C Std Only	Loc. Int.; Umbrella type; (PLY) Polyacrylate
8	Valve Stem Seal	62	ST-2014 Std Only	Loc. Int.; Use w/repair guide; Positive type; Installation requires valve guide machining; (TFL) PTFE
8	Valve Stem Seal Bulk	62	ST-2002BC Std Only	Loc. Exh.; Exc. Eng. w/double valve springs; Positive type; Installation requires valve guide machining; Carton of 100; (PLY) Polyacrylate
8	Valve Stem Seal Bulk	62	ST-2014BC Std Only	Loc. Exh.; Use w/repair guide; Positive type; Installation requires valve guide machining; Carton of 100; (TFL) PTFE
8	Valve Stem Seal Bulk	62	ST-2002BC Std Only	Loc. Int.; Exc. Eng. w/double valve springs; Positive type; Installation requires valve guide machining; Carton of 100; (PLY) Polyacrylate
8	Valve Stem Seal Bulk	62	MV-1771 Std Only	Loc. Int.; Umbrella type; Carton of 100; (PLY) Polyacrylate
8	Valve Stem Seal Bulk	62	ST-2014BC Std Only	Loc. Int.; Use w/repair guide; Positive type; Installation requires valve guide machining; Carton of 100; (TFL) PTFE
QTY	VALVE SEAT	YEARS	PART NO.	DESCRIPTION
8	Seat	62	245-1687-2 Std Only	Loc. Exh.; Use w/V-1343; 1.6925" OD, 1.4375" ID, 0.2160" Depth
8	Seat	62	245-1687-2N Std Only	Loc. Exh.; Use w/V-1343; Premium Material; 1.6925" OD, 1.4375" ID, 0.2160" Depth
8	Seat	62	245-1937-1 Std Only	Loc. Int.; Use w/V-1344; 1.9425" OD, 1.6875" ID, 0.2480" Depth
QTY	VALVE, MISC	YEARS	PART NO.	DESCRIPTION
16	Keeper	62	VK-66 Std Only	2 groove
16	Keeper	62	VK-66R Std Only	2 groove; Hardened
16	Keeper	62	VK-174 Std Only	4 groove
16	Keeper	62	VK-174R Std Only	4 groove; Hardened
16	Spring Insert	62	259-103C Std Only	.015"; ID 1.030"; Carton of 100
16	Spring Insert	62	259-103B Std Only	.030"; ID 1.030"; Carton of 100
16	Spring Insert	62	259-103BRS Std Only	.030"; ID 1.030"; Carton of 500
16	Spring Insert	62	259-103A Std Only	.060"; ID 1.030"; Carton of 100
16	Spring Insert	62	259-103ARS Std Only	.060"; ID 1.030"; Carton of 500
QTY	PISTON	YEARS	PART NO.	DESCRIPTION
8	Cast Piston	62	1061NP 30 30-40-60	VINTAGE; Cast; .9844" Pin Dia.; 2 Rings 5/64 Groove, 1 Ring 3/16 Groove, 1.790 CD, Recessed Head .090 deep w/2 valve reliefs
8	Cast Piston - Individual	62	W1061NP 30 * 30	Cast; .9844" Pin Dia.; 2 Rings 5/64 Groove, 1 Ring 3/16 Groove, 1.790 CD, Recessed Head .090 deep w/2 valve reliefs
8	Cast Piston - Individual	62	W1061P 40 40-60	VINTAGE; Cast; .9842" Pin Dia.; 2 Rings 5/64 Groove, 1 Ring 3/16 Groove, 1.790 CD, Recessed Head .090 deep x 3.000 dia. - 7.1:1 C.R.; Designed for full-float or press-in rod
8	Pin Bushing	62	2134Y	
8	Pin Bushing	62	2134Y20	VINTAGE; w/.020" extra bore stock
QTY	RINGS	YEARS	PART NO.	DESCRIPTION
1	Premium Set	62	E-178K Std-20-30-40-60	2-5/64, 1-3/16; Premium Moly
1	Standard Set	62	E-178X Std-20-30-40-60	2-5/64, 1-3/16; Iron
QTY	ENGINE BEARINGS	YEARS	PART NO.	DESCRIPTION
1	Main Set	62	4923MA Std-1-10-20-30-40-50-60	VINTAGE; A-Series aluminum bearings
1	Main Set	62	7452MA 20 20	VINTAGE; A-Series aluminum bearings ; .10MM O/S length flange brg.
1	Rod Set	62	8-2130CP Std-1-10-20-30-40-50	8-2130CA 60 avail. as unplated & resizeable
1	Rod Set	62	8-7125CH Std-1X-10	Race Performance
1	Rod Set	62	8-2130CA 60 60	Unplated & resizeable
1	Rod Set	62	8-2130CP 10X2 10X2	Use in .002" O/S Rod Bore
1	Rod Pair	62	2130CP Std-1-2-10-20-30-40	
1	Cam Set	62	1484M Std Only	
1	Cam Set	62	1451M Std Only	VINTAGE; .760" length ctr. brg.
QTY	OIL PUMP	YEARS	PART NO.	DESCRIPTION
1	Oil Pump	62	224-4166	
1	Oil Pump	62	224-4166V	High Volume, check pan for clearance

(continued on next page)

Chrysler Car (Incl. Chrysler, DeSoto, Dodge, Plymouth)

318 5.2L (5212cc) OHV V8 (16 Valve), 3.9063" Bore (Chrysler Eng.), 2 Bbl. "Eng. Code S31" 1962 65
(cont.)

BLOCK	QTY	GASKETS	YEARS	PART NO.	DESCRIPTION	BLOCK
	1	Kit Gasket Set	62	260-1571	VINTAGE; Premium valve stem seals incl.	
BLOCK	QTY	FREEZE PLUGS	YEARS	PART NO.	DESCRIPTION	BLOCK
	1	Brass Block Plug Kit	62	381-8010		
	1	Steel Block Plug Kit	62	381-4014		
	1	Brass Deep Cup Freeze Plug	62	381-9001	VINTAGE; 1.625" Diameter	
	1	Brass Shallow Cup Freeze Plug	62	381-7110	1.250" Diameter	
	1	Steel Deep Cup Freeze Plug	62	381-3041	1.625" Diameter	
	1	Steel Deep Cup Freeze Plug	62	381-3054	1.932" Diameter	
	1	Steel Disc Type Freeze Plug	62	381-1020	1.875" Diameter	
	1	Steel Shallow Cup Freeze Plug	62	381-3099	1.250" Diameter	

318 5.2L (5212cc) OHV V8 (16 Valve), 3.9063" Bore (Chrysler Eng.), 4 Bbl. "Eng. Code S31" 1962 66

VALVE TRAIN	QTY	TIMING	YEARS	PART NO.	DESCRIPTION	VALVE TRAIN
	1	Timing Chain	62	222-348	VINTAGE; Silent type; 68 Links	
	1	Crank Sprocket	62	223-274	VINTAGE; Use w/silent type chain; .750" wide sprocket; 23 Teeth	
	1	Cam Sprocket	62	223-273	VINTAGE; 46 Teeth	
VALVE TRAIN	QTY	CAMSHAFT/LIFTER	YEARS	PART NO.	DESCRIPTION	VALVE TRAIN
	16	Lifter	62	AT-2084 Std Only	VINTAGE; Dumbbell shaped mech.	
	16	Lifter, Bulk	62	AT-2084B Std Only	Dumbbell shaped mech.; Carton of 117	
VALVE TRAIN	QTY	PUSH ROD	YEARS	PART NO.	DESCRIPTION	VALVE TRAIN
	16	Push Rod	62	RP-3030 Std Only	VINTAGE; Ball & cup type ends; .360" dia. ball at one end; 8.7350" O.A.L.	
VALVE TRAIN	QTY	VALVE	YEARS	PART NO.	DESCRIPTION	VALVE TRAIN
	8	Exhaust	62	V-1343 Std Only	VINTAGE; 4 groove; 1.5630" Head Dia., 0.3715" Stem Dia., 4.5390" O.A.L.	
	8	Intake	62	V-1344 Std Only	VINTAGE; 2 groove; 1.8440" Head Dia., 0.3725" Stem Dia., 4.6000" O.A.L.	
VALVE TRAIN	QTY	VALVE GUIDE	YEARS	PART NO.	DESCRIPTION	VALVE TRAIN
	8	Guide	62	VG-5033 Std Only	VINTAGE; Loc. Int.; 0.3735" ID, 2.6200" O.A.L.	
VALVE TRAIN	QTY	VALVE SPRING	YEARS	PART NO.	DESCRIPTION	VALVE TRAIN
	16	Spring	62	VS-510 Std Only	2.0000" Free Height	
VALVE TRAIN	QTY	VALVE SEAL	YEARS	PART NO.	DESCRIPTION	VALVE TRAIN
	8	Valve Stem Seal	62	ST-2002 Std Only	Loc. Exh.; Exc. Eng. w/double valve springs; Installation requires valve guide machining; (PLY) Polyacrylate	
	8	Valve Stem Seal	62	MV-1918 Std Only	Loc. Exh.; Umbrella type; (VTN) Viton®	
	8	Valve Stem Seal	62	ST-2014 Std Only	Loc. Exh.; Use w/repair guide; Positive type; Installation requires valve guide machining; (TFL) PTFE	
	8	Valve Stem Seal	62	ST-2002 Std Only	Loc. Int.; Exc. Eng. w/double valve springs; Installation requires valve guide machining; (PLY) Polyacrylate	
	8	Valve Stem Seal	62	MV-1771C Std Only	Loc. Int.; Umbrella type; (PLY) Polyacrylate	
	8	Valve Stem Seal	62	ST-2014 Std Only	Loc. Int.; Use w/repair guide; Positive type; Installation requires valve guide machining; (TFL) PTFE	
	8	Valve Stem Seal Bulk	62	ST-2002BC Std Only	Loc. Exh.; Exc. Eng. w/double valve springs; Positive type; Installation requires valve guide machining; Carton of 100; (PLY) Polyacrylate	
	8	Valve Stem Seal Bulk	62	ST-2014BC Std Only	Loc. Exh.; Use w/repair guide; Positive type; Installation requires valve guide machining; Carton of 100; (TFL) PTFE	
	8	Valve Stem Seal Bulk	62	ST-2002BC Std Only	Loc. Int.; Exc. Eng. w/double valve springs; Positive type; Installation requires valve guide machining; Carton of 100; (PLY) Polyacrylate	
	8	Valve Stem Seal Bulk	62	MV-1771 Std Only	Loc. Int.; Umbrella type; Carton of 100; (PLY) Polyacrylate	
	8	Valve Stem Seal Bulk	62	ST-2014BC Std Only	Loc. Int.; Use w/repair guide; Positive type; Installation requires valve guide machining; Carton of 100; (TFL) PTFE	
VALVE TRAIN	QTY	VALVE SEAT	YEARS	PART NO.	DESCRIPTION	VALVE TRAIN
	8	Seat	62	245-1687-2 Std Only	Loc. Exh.; Use w/V-1343; 1.6925" OD, 1.4375" ID, 0.2160" Depth	
	8	Seat	62	245-1687-2N Std Only	Loc. Exh.; Use w/V-1343; Premium Material; 1.6925" OD, 1.4375" ID, 0.2160" Depth	
	8	Seat	62	245-1937-1 Std Only	Loc. Int.; Use w/V-1344; 1.9425" OD, 1.6875" ID, 0.2480" Depth	
VALVE TRAIN	QTY	VALVE, MISC	YEARS	PART NO.	DESCRIPTION	VALVE TRAIN
	16	Keeper	62	VK-66 Std Only	2 groove	
	16	Keeper	62	VK-66R Std Only	2 groove; Hardened	
	16	Keeper	62	VK-174 Std Only	4 groove	
	16	Keeper	62	VK-174R Std Only	4 groove; Hardened	
	16	Spring Insert	62	259-103C Std Only	.015"; ID 1.030"; Carton of 100	

(continued on next page)

Chrysler Car (Incl. Chrysler, DeSoto, Dodge, Plymouth)

66 318 5.2L (5212cc) OHV V8 (16 Valve), 3.9063" Bore (Chrysler Eng.), 4 Bbl. "Eng. Code S31" 1962
(cont.)

QTY	VALVE, MISC (cont.)	YEARS	PART NO.	DESCRIPTION
16	Spring Insert	62	259-103B Std Only	.030"; ID 1.030"; Carton of 100
16	Spring Insert	62	259-103BRS Std Only	.030"; ID 1.030"; Carton of 500
16	Spring Insert	62	259-103A Std Only	.060"; ID 1.030"; Carton of 100
16	Spring Insert	62	259-103ARS Std Only	.060"; ID 1.030"; Carton of 500
QTY	PISTON	YEARS	PART NO.	DESCRIPTION
8	Cast Piston	62	1061NP 30 30-40-60	VINTAGE; Cast; .9844" Pin Dia.; 2 Rings 5/64 Groove, 1 Ring 3/16 Groove, 1.790 CD, Recessed Head .090 deep w/2 valve reliefs
8	Cast Piston - Individual	62	W1061NP 30 * 30	Cast; .9844" Pin Dia.; 2 Rings 5/64 Groove, 1 Ring 3/16 Groove, 1.790 CD, Recessed Head .090 deep w/2 valve reliefs
8	Cast Piston - Individual	62	W1061P 40 40-60	VINTAGE; Cast; .9842" Pin Dia.; 2 Rings 5/64 Groove, 1 Ring 3/16 Groove, 1.790 CD, Recessed Head .090 deep x 3.000 dia. - 7.1:1 C.R.; Designed for full-float or press-in rod
8	Pin Bushing	62	2134Y	
8	Pin Bushing	62	2134Y20	VINTAGE; w/.020" extra bore stock
QTY	RINGS	YEARS	PART NO.	DESCRIPTION
1	Premium Set	62	E-178K Std-20-30-40-60	2-5/64, 1-3/16; Premium Moly
1	Standard Set	62	E-178X Std-20-30-40-60	2-5/64, 1-3/16; Iron
QTY	ENGINE BEARINGS	YEARS	PART NO.	DESCRIPTION
1	Main Set	62	4923MA Std-1-10-20-30-40-50-60	VINTAGE; A-Series aluminum bearings
1	Main Set	62	7452MA 20 20	VINTAGE; A-Series aluminum bearings ; .10MM O/S length flange brg.
1	Rod Set	62	8-2130CP Std-1-10-20-30-40-50	8-2130CA 60 avail. as unplated & resizeable
1	Rod Set	62	8-7125CH Std-1X-10	Race Performance
1	Rod Set	62	8-2130CA 60 60	Unplated & resizeable
1	Rod Set	62	8-2130CP 10X2 10X2	Use in .002" O/S Rod Bore
8	Rod Pair	62	2130CP Std-1-2-10-20-30-40	
1	Cam Set	62	1484M Std Only	
1	Cam Set	62	1451M Std Only	VINTAGE; .760" length ctr. brg.
QTY	OIL PUMP	YEARS	PART NO.	DESCRIPTION
1	Oil Pump	62	224-4166	
1	Oil Pump	62	224-4166V	High Volume, check pan for clearance
QTY	GASKETS	YEARS	PART NO.	DESCRIPTION
1	Kit Gasket Set	62	260-1571	VINTAGE; Premium valve stem seals incl.
QTY	FREEZE PLUGS	YEARS	PART NO.	DESCRIPTION
1	Brass Block Plug Kit	62	381-8010	
1	Steel Block Plug Kit	62	381-4014	
1	Brass Deep Cup Freeze Plug	62	381-9001	VINTAGE; 1.625" Diameter
1	Brass Shallow Cup Freeze Plug	62	381-7110	1.250" Diameter
1	Steel Deep Cup Freeze Plug	62	381-3041	1.625" Diameter
1	Steel Deep Cup Freeze Plug	62	381-3054	19/32" Diameter
1	Steel Disc Type Freeze Plug	62	381-1020	1.875" Diameter
1	Steel Shallow Cup Freeze Plug	62	381-3099	1.250" Diameter

67 318 5.2L (5212cc) OHV V8 (16 Valve), 3.9063" Bore (Chrysler Eng.), 2 Bbl. "Eng. Code T31" 1963

QTY	TIMING	YEARS	PART NO.	DESCRIPTION
1	Timing Chain	63	222-160	Dodge 330 Base, 880 Base; Double rlr.; 68 Links
1	Timing Chain	63	222-348	VINTAGE; Silent type; 68 Links
1	Crank Sprocket	63	223-297	Dodge 330 Base, 880 Base; Double row; 23 Teeth
1	Crank Sprocket	63	223-274	VINTAGE; Use w/silent type chain; .750" wide sprocket; 23 Teeth
1	Cam Sprocket	63	223-273	VINTAGE; 46 Teeth
QTY	CAMSHAFT/LIFTER	YEARS	PART NO.	DESCRIPTION
16	Lifter	63	AT-2084 Std Only	VINTAGE; Dumbbell shaped mech.
16	Lifter, Bulk	63	AT-2084B Std Only	Dumbbell shaped mech.; Carton of 117
QTY	PUSH ROD	YEARS	PART NO.	DESCRIPTION
16	Push Rod	63	RP-3030 Std Only	VINTAGE; Ball & cup type ends; .360" dia. ball at one end; 8.7350" O.A.L.
QTY	VALVE	YEARS	PART NO.	DESCRIPTION
8	Exhaust	63	V-1343 Std Only	VINTAGE; 4 groove; 1.5630" Head Dia., 0.3715" Stem Dia., 4.5390" O.A.L.
8	Intake	63	V-1344 Std Only	VINTAGE; 2 groove; 1.8440" Head Dia., 0.3725" Stem Dia., 4.6000" O.A.L.

(continued on next page)

Chrysler Car (Incl. Chrysler, DeSoto, Dodge, Plymouth)

318 5.2L (5212cc) OHV V8 (16 Valve), 3.9063" Bore (Chrysler Eng.), 2 Bbl. "Eng. Code T31" 1963 **67**
(cont.)

QTY	VALVE GUIDE	YEARS	PART NO.	DESCRIPTION
8	Guide	63	VG-5033 Std Only	VINTAGE; Loc. Int.; 0.3735" ID, 2.6200" O.A.L
16	Spring	63	VS-510 Std Only	2.0000" Free Height
8	Valve Stem Seal	63	ST-2002 Std Only	Loc. Exh.; Exc. Eng. w/double valve springs; Installation requires valve guide machining; (PLY) Polyacrylate
8	Valve Stem Seal	63	MV-1918 Std Only	Loc. Exh.; Umbrella type; (VTN) Viton®
8	Valve Stem Seal	63	ST-2014 Std Only	Loc. Exh.; Use w/repair guide; Positive type; Installation requires valve guide machining; (TFL) PTFE
8	Valve Stem Seal	63	ST-2002 Std Only	Loc. Int.; Exc. Eng. w/double valve springs; Installation requires valve guide machining; (PLY) Polyacrylate
8	Valve Stem Seal	63	MV-1771C Std Only	Loc. Int.; Umbrella type; (PLY) Polyacrylate
8	Valve Stem Seal	63	ST-2014 Std Only	Loc. Int.; Use w/repair guide; Positive type; Installation requires valve guide machining; (TFL) PTFE
8	Valve Stem Seal Bulk	63	ST-2002BC Std Only	Loc. Exh.; Exc. Eng. w/double valve springs; Positive type; Installation requires valve guide machining; Carton of 100; (PLY) Polyacrylate
8	Valve Stem Seal Bulk	63	ST-2014BC Std Only	Loc. Exh.; Use w/repair guide; Positive type; Installation requires valve guide machining; Carton of 100; (TFL) PTFE
8	Valve Stem Seal Bulk	63	ST-2002BC Std Only	Loc. Int.; Exc. Eng. w/double valve springs; Positive type; Installation requires valve guide machining; Carton of 100; (PLY) Polyacrylate
8	Valve Stem Seal Bulk	63	MV-1771 Std Only	Loc. Int.; Umbrella type; Carton of 100; (PLY) Polyacrylate
8	Valve Stem Seal Bulk	63	ST-2014BC Std Only	Loc. Int.; Use w/repair guide; Positive type; Installation requires valve guide machining; Carton of 100; (TFL) PTFE
8	Seat	63	245-1687-2 Std Only	Loc. Exh.; Use w/V-1343; 1.6925" OD, 1.4375" ID, 0.2160" Depth
8	Seat	63	245-1687-2N Std Only	Loc. Exh.; Use w/V-1343; Premium Material; 1.6925" OD, 1.4375" ID, 0.2160" Depth
8	Seat	63	245-1937-1 Std Only	Loc. Int.; Use w/V-1344; 1.9425" OD, 1.6875" ID, 0.2480" Depth
16	Keeper	63	VK-66 Std Only	2 groove
16	Keeper	63	VK-66R Std Only	2 groove; Hardened
16	Keeper	63	VK-174 Std Only	4 groove
16	Keeper	63	VK-174R Std Only	4 groove; Hardened
16	Spring Insert	63	259-103C Std Only	.015"; ID 1.030"; Carton of 100
16	Spring Insert	63	259-103B Std Only	.030"; ID 1.030"; Carton of 100
16	Spring Insert	63	259-103BRS Std Only	.030"; ID 1.030"; Carton of 500
16	Spring Insert	63	259-103A Std Only	.060"; ID 1.030"; Carton of 100
16	Spring Insert	63	259-103ARS Std Only	.060"; ID 1.030"; Carton of 500
8	Cast Piston	63	1061NP 30 30-40-60	VINTAGE; Cast; .9844" Pin Dia.; 2 Rings 5/64 Groove, 1 Ring 3/16 Groove, 1.790 CD, Recessed Head .090 deep w/2 valve reliefs
8	Cast Piston - Individual	63	W1061NP 30 * 30	Cast; .9844" Pin Dia.; 2 Rings 5/64 Groove, 1 Ring 3/16 Groove, 1.790 CD, Recessed Head .090 deep w/2 valve reliefs
8	Cast Piston - Individual	63	W1061P 40 40-60	VINTAGE; Cast; .9842" Pin Dia.; 2 Rings 5/64 Groove, 1 Ring 3/16 Groove, 1.790 CD, Recessed Head .090 deep x 3.000 dia. - 7.1:1 C.R.; Designed for full-float or press-in rod
8	Pin Bushing	63	2134Y	
8	Pin Bushing	63	2134Y20	VINTAGE; w/.020" extra bore stock
1	Premium Set	63	E-178K Std-20-30-40-60	2-5/64, 1-3/16; Premium Moly
1	Standard Set	63	E-178X Std-20-30-40-60	2-5/64, 1-3/16; Iron
1	Main Set	63	4923MA Std-1-10-20-30-40-50-60	VINTAGE; A-Series aluminum bearings
1	Main Set	63	7452MA 20 20	VINTAGE; A-Series aluminum bearings ; .10MM O/S length flange brg.
1	Rod Set	63	8-2130CP Std-1-10-20-30-40-50	8-2130CA 60 avail. as unplated & resizeable
1	Rod Set	63	8-7125CH Std-1X-10	Race Performance
1	Rod Set	63	8-2130CA 60 60	Unplated & resizeable
1	Rod Set	63	8-2130CP 10X2 10X2	Use in .002" O/S Rod Bore
8	Rod Pair	63	2130CP Std-1-2-10-20-30-40	

VALVE TRAIN

VALVE TRAIN

BLOCK

BLOCK

(continued on next page)

* New Item — Check For Availability

Chrysler Car (Incl. Chrysler, DeSoto, Dodge, Plymouth)

67 318 5.2L (5212cc) OHV V8 (16 Valve), 3.9063" Bore (Chrysler Eng.), 2 Bbl. "Eng. Code T31" 1963
(cont.)

	ENGINE BEARINGS	YEARS	PART NO.	DESCRIPTION	
BLOCK	QTY (cont.)				
	1	Cam Set	63	1484M Std Only	VINTAGE; .760" length ctr. brg.
	1	Cam Set	63	1451M Std Only	
	QTY	OIL PUMP	YEARS	PART NO.	DESCRIPTION
	1	Oil Pump	63	224-4166	High Volume, check pan for clearance
	1	Oil Pump	63	224-4166V	
	QTY	GASKETS	YEARS	PART NO.	DESCRIPTION
	1	Kit Gasket Set	63	260-1571	VINTAGE; Premium valve stem seals incl.
	QTY	FREEZE PLUGS	YEARS	PART NO.	DESCRIPTION
	1	Brass Block Plug Kit	63	381-8010	VINTAGE; 1.625" Diameter
	1	Steel Block Plug Kit	63	381-4014	
	1	Brass Deep Cup Freeze Plug	63	381-9001	
1	Brass Shallow Cup Freeze Plug	63	381-7110	1.250" Diameter	
1	Steel Deep Cup Freeze Plug	63	381-3041	1.625" Diameter	
1	Steel Deep Cup Freeze Plug	63	381-3054	19/32" Diameter	
1	Steel Disc Type Freeze Plug	63	381-1020	1.875" Diameter	
1	Steel Shallow Cup Freeze Plug	63	381-3099	1.250" Diameter	

68 318 5.2L (5212cc) OHV V8 (16 Valve), 3.9063" Bore (Chrysler Eng.), 2 Bbl. "Eng. Code V31" 1964

	TIMING	YEARS	PART NO.	DESCRIPTION	
VALVE TRAIN	1	Timing Chain	64	222-348	VINTAGE; Silent type; 68 Links
	1	Crank Sprocket	64	223-274	VINTAGE; Use w/silent type chain; .750" wide sprocket; 23 Teeth
	1	Cam Sprocket	64	223-273	VINTAGE; 46 Teeth
	QTY	CAMSHAFT/LIFTER	YEARS	PART NO.	DESCRIPTION
	16	Lifter	64	AT-2084 Std Only	VINTAGE; Dumbbell shaped mech.
	16	Lifter, Bulk	64	AT-2084B Std Only	Dumbbell shaped mech.; Carton of 117
	QTY	PUSH ROD	YEARS	PART NO.	DESCRIPTION
	16	Push Rod	64	RP-3030 Std Only	VINTAGE; Ball & cup type ends; .360" dia. ball at one end; 8.7350" O.A.L.
	QTY	VALVE	YEARS	PART NO.	DESCRIPTION
	8	Exhaust	64	V-1343 Std Only	VINTAGE; 4 groove; 1.5630" Head Dia., 0.3715" Stem Dia., 4.5390" O.A.L.
	8	Intake	64	V-1344 Std Only	VINTAGE; 2 groove; 1.8440" Head Dia., 0.3725" Stem Dia., 4.6000" O.A.L.
	QTY	VALVE GUIDE	YEARS	PART NO.	DESCRIPTION
	8	Guide	64	VG-5033 Std Only	VINTAGE; Loc. Int.; 0.3735" ID, 2.6200" O.A.L
	QTY	VALVE SPRING	YEARS	PART NO.	DESCRIPTION
	16	Spring	64	VS-510 Std Only	2.0000" Free Height
	QTY	VALVE SEAL	YEARS	PART NO.	DESCRIPTION
	8	Valve Stem Seal	64	ST-2002 Std Only	Loc. Exh.; Exc. Eng. w/double valve springs; Installation requires valve guide machining; (PLY) Polyacrylate
	8	Valve Stem Seal	64	MV-1918 Std Only	Loc. Exh.; Umbrella type; (VTN) Viton®
8	Valve Stem Seal	64	ST-2014 Std Only	Loc. Exh.; Use w/repair guide; Positive type; Installation requires valve guide machining; (TFL) PTFE	
8	Valve Stem Seal	64	ST-2002 Std Only	Loc. Int.; Exc. Eng. w/double valve springs; Installation requires valve guide machining; (PLY) Polyacrylate	
8	Valve Stem Seal	64	MV-1771C Std Only	Loc. Int.; Umbrella type; (PLY) Polyacrylate	
8	Valve Stem Seal	64	ST-2014 Std Only	Loc. Int.; Use w/repair guide; Positive type; Installation requires valve guide machining; (TFL) PTFE	
8	Valve Stem Seal Bulk	64	ST-2002BC Std Only	Loc. Exh.; Exc. Eng. w/double valve springs; Positive type; Installation requires valve guide machining; Carton of 100; (PLY) Polyacrylate	
8	Valve Stem Seal Bulk	64	ST-2014BC Std Only	Loc. Exh.; Use w/repair guide; Positive type; Installation requires valve guide machining; Carton of 100; (TFL) PTFE	
8	Valve Stem Seal Bulk	64	ST-2002BC Std Only	Loc. Int.; Exc. Eng. w/double valve springs; Positive type; Installation requires valve guide machining; Carton of 100; (PLY) Polyacrylate	
8	Valve Stem Seal Bulk	64	MV-1771 Std Only	Loc. Int.; Umbrella type; Carton of 100; (PLY) Polyacrylate	
8	Valve Stem Seal Bulk	64	ST-2014BC Std Only	Loc. Int.; Use w/repair guide; Positive type; Installation requires valve guide machining; Carton of 100; (TFL) PTFE	
QTY	VALVE SEAT	YEARS	PART NO.	DESCRIPTION	
8	Seat	64	245-1687-2 Std Only	Loc. Exh.; Use w/V-1343; 1.6925" OD, 1.4375" ID, 0.2160" Depth	
8	Seat	64	245-1687-2N Std Only	Loc. Exh.; Use w/V-1343; Premium Material; 1.6925" OD, 1.4375" ID, 0.2160" Depth	

(continued on next page)

Chrysler Car (Incl. Chrysler, DeSoto, Dodge, Plymouth)

318 5.2L (5212cc) OHV V8 (16 Valve), 3.9063" Bore (Chrysler Eng.), 2 Bbl. "Eng. Code V31" 1964 68
(cont.)

QTY	VALVE SEAT (cont.)	YEARS	PART NO.	DESCRIPTION
8	Seat	64	245-1937-1 Std Only	Loc. Int.; Use w/V-1344; 1.9425" OD, 1.6875" ID, 0.2480" Depth
QTY	VALVE, MISC	YEARS	PART NO.	DESCRIPTION
16	Keeper	64	VK-66 Std Only	2 groove
16	Keeper	64	VK-66R Std Only	2 groove; Hardened
16	Keeper	64	VK-174 Std Only	4 groove
16	Keeper	64	VK-174R Std Only	4 groove; Hardened
16	Spring Insert	64	259-103C Std Only	.015"; ID 1.030"; Carton of 100
16	Spring Insert	64	259-103B Std Only	.030"; ID 1.030"; Carton of 100
16	Spring Insert	64	259-103BRS Std Only	.030"; ID 1.030"; Carton of 500
16	Spring Insert	64	259-103A Std Only	.060"; ID 1.030"; Carton of 100
16	Spring Insert	64	259-103ARS Std Only	.060"; ID 1.030"; Carton of 500
QTY	PISTON	YEARS	PART NO.	DESCRIPTION
8	Cast Piston	64	1061NP 30 30-40-60	VINTAGE; Cast; .9844" Pin Dia.; 2 Rings 5/64 Groove, 1 Ring 3/16 Groove, 1.790 CD, Recessed Head .090 deep w/2 valve reliefs
8	Cast Piston - Individual	64	W1061NP 30 * 30	Cast; .9844" Pin Dia.; 2 Rings 5/64 Groove, 1 Ring 3/16 Groove, 1.790 CD, Recessed Head .090 deep w/2 valve reliefs
8	Cast Piston - Individual	64	W1061P 40 40-60	VINTAGE; Cast; .9842" Pin Dia.; 2 Rings 5/64 Groove, 1 Ring 3/16 Groove, 1.790 CD, Recessed Head .090 deep x 3.000 dia. - 7.1:1 C.R.; Designed for full-float or press-in rod
8	Pin Bushing	64	2134Y	
8	Pin Bushing	64	2134Y20	VINTAGE; w/.020" extra bore stock
QTY	RINGS	YEARS	PART NO.	DESCRIPTION
1	Premium Set	64	E-178K Std-20-30-40-60	2-5/64, 1-3/16; Premium Moly
1	Standard Set	64	E-178X Std-20-30-40-60	2-5/64, 1-3/16; Iron
QTY	ENGINE BEARINGS	YEARS	PART NO.	DESCRIPTION
1	Main Set	64	4923MA Std-1-10-20-30-40-50-60	VINTAGE; A-Series aluminum bearings
1	Main Set	64	7452MA 20 20	VINTAGE; A-Series aluminum bearings ; .10MM O/S length flange brg.
1	Rod Set	64	8-2130CP Std-1-10-20-30-40-50	8-2130CA 60 avail. as unplated & resizeable
1	Rod Set	64	8-7125CH Std-1X-10	Race Performance
1	Rod Set	64	8-2130CA 60 60	Unplated & resizeable
1	Rod Set	64	8-2130CP 10X2 10X2	Use in .002" O/S Rod Bore
8	Rod Pair	64	2130CP Std-1-2-10-20-30-40	
1	Cam Set	64	1484M Std Only	
1	Cam Set	64	1451M Std Only	VINTAGE; .760" length ctr. brg.
QTY	OIL PUMP	YEARS	PART NO.	DESCRIPTION
1	Oil Pump	64	224-4166	
1	Oil Pump	64	224-4166V	High Volume, check pan for clearance
QTY	GASKETS	YEARS	PART NO.	DESCRIPTION
1	Kit Gasket Set	64	260-1571	VINTAGE; Premium valve stem seals incl.
QTY	FREEZE PLUGS	YEARS	PART NO.	DESCRIPTION
1	Brass Block Plug Kit	64	381-8010	
1	Steel Block Plug Kit	64	381-4014	
1	Brass Deep Cup Freeze Plug	64	381-9001	VINTAGE; 1.625" Diameter
1	Brass Shallow Cup Freeze Plug	64	381-7110	1.250" Diameter
1	Steel Deep Cup Freeze Plug	64	381-3041	1.625" Diameter
1	Steel Deep Cup Freeze Plug	64	381-3054	19/32" Diameter
1	Steel Disc Type Freeze Plug	64	381-1020	1.875" Diameter
1	Steel Shallow Cup Freeze Plug	64	381-3099	1.250" Diameter
318 5.2L (5212cc) OHV V8 (16 Valve), 3.9063" Bore (Chrysler Eng.), 2 Bbl. 1957 69				
QTY	TIMING	YEARS	PART NO.	DESCRIPTION
1	Timing Chain	57	222-348	VINTAGE; Silent type; 68 Links
1	Crank Sprocket	57	223-274	VINTAGE; Use w/silent type chain; .750" wide sprocket; 23 Teeth
1	Cam Sprocket	57	223-273	VINTAGE; 46 Teeth
QTY	CAMSHAFT/LIFTER	YEARS	PART NO.	DESCRIPTION
16	Lifter	57	AT-2084 Std Only	VINTAGE; Dumbbell shaped mech.
16	Lifter, Bulk	57	AT-2084B Std Only	Dumbbell shaped mech.; Carton of 117
QTY	PUSH ROD	YEARS	PART NO.	DESCRIPTION
16	Push Rod	57	RP-3030 Std Only	VINTAGE; Ball & cup type ends; .360" dia. ball at one end; 8.7350" O.A.L.

(continued on next page)

Chrysler Car (Incl. Chrysler, DeSoto, Dodge, Plymouth)

69 318 5.2L (5212cc) OHV V8 (16 Valve), 3.9063" Bore (Chrysler Eng.), 2 Bbl. 1957
(cont.)

QTY	VALVE	YEARS	PART NO.	DESCRIPTION
8	Exhaust	57	V-1343 Std Only	VINTAGE; 4 groove; 1.5630" Head Dia., 0.3715" Stem Dia., 4.5390" O.A.L.
8	Intake	57	V-1344 Std Only	VINTAGE; 2 groove; 1.8440" Head Dia., 0.3725" Stem Dia., 4.6000" O.A.L.
QTY	VALVE GUIDE	YEARS	PART NO.	DESCRIPTION
8	Guide	57	VG-5033 Std Only	VINTAGE; Loc. Int.; 0.3735" ID, 2.6200" O.A.L
QTY	VALVE SPRING	YEARS	PART NO.	DESCRIPTION
16	Spring	57	VS-510 Std Only	2.0000" Free Height
QTY	VALVE SEAL	YEARS	PART NO.	DESCRIPTION
8	Valve Stem Seal	57	ST-2002 Std Only	Loc. Exh.; Exc. Eng. w/double valve springs; Installation requires valve guide machining; (PLY) Polyacrylate
8	Valve Stem Seal	57	ST-2014 Std Only	Loc. Exh.; Use w/repair guide; Positive type; Installation requires valve guide machining; (TFL) PTFE
8	Valve Stem Seal	57	ST-2002 Std Only	Loc. Int.; Exc. Eng. w/double valve springs; Installation requires valve guide machining; (PLY) Polyacrylate
8	Valve Stem Seal	57	ST-2014 Std Only	Loc. Int.; Use w/repair guide; Positive type; Installation requires valve guide machining; (TFL) PTFE
8	Valve Stem Seal Bulk	57	ST-2002BC Std Only	Loc. Exh.; Exc. Eng. w/double valve springs; Positive type; Installation requires valve guide machining; Carton of 100; (PLY) Polyacrylate
8	Valve Stem Seal Bulk	57	ST-2014BC Std Only	Loc. Exh.; Use w/repair guide; Positive type; Installation requires valve guide machining; Carton of 100; (TFL) PTFE
8	Valve Stem Seal Bulk	57	ST-2002BC Std Only	Loc. Int.; Exc. Eng. w/double valve springs; Positive type; Installation requires valve guide machining; Carton of 100; (PLY) Polyacrylate
8	Valve Stem Seal Bulk	57	ST-2014BC Std Only	Loc. Int.; Use w/repair guide; Positive type; Installation requires valve guide machining; Carton of 100; (TFL) PTFE
QTY	VALVE SEAT	YEARS	PART NO.	DESCRIPTION
8	Seat	57	245-1687-2 Std Only	Loc. Exh.; Use w/V-1343; 1.6925" OD, 1.4375" ID, 0.2160" Depth
8	Seat	57	245-1687-2N Std Only	Loc. Exh.; Use w/V-1343; Premium Material; 1.6925" OD, 1.4375" ID, 0.2160" Depth
8	Seat	57	245-1937-1 Std Only	Loc. Int.; Use w/V-1344; 1.9425" OD, 1.6875" ID, 0.2480" Depth
QTY	VALVE, MISC	YEARS	PART NO.	DESCRIPTION
16	Keeper	57	VK-66 Std Only	2 groove
16	Keeper	57	VK-66R Std Only	2 groove; Hardened
16	Keeper	57	VK-174 Std Only	4 groove
16	Keeper	57	VK-174R Std Only	4 groove; Hardened
16	Spring Insert	57	259-103C Std Only	.015"; ID 1.030"; Carton of 100
16	Spring Insert	57	259-103B Std Only	.030"; ID 1.030"; Carton of 100
16	Spring Insert	57	259-103BRS Std Only	.030"; ID 1.030"; Carton of 500
16	Spring Insert	57	259-103A Std Only	.060"; ID 1.030"; Carton of 100
16	Spring Insert	57	259-103ARS Std Only	.060"; ID 1.030"; Carton of 500
QTY	PISTON	YEARS	PART NO.	DESCRIPTION
8	Pin Bushing	57	2134Y	
8	Pin Bushing	57	2134Y20	VINTAGE; w/.020" extra bore stock
QTY	RINGS	YEARS	PART NO.	DESCRIPTION
1	Premium Set	57	E-178K Std-20-30-40-60	2-5/64, 1-3/16; Premium Moly
1	Standard Set	57	E-178X Std-20-30-40-60	2-5/64, 1-3/16; Iron
QTY	ENGINE BEARINGS	YEARS	PART NO.	DESCRIPTION
1	Main Set	57	4923MA Std-1-10-20-30-40-50-60	VINTAGE; A-Series aluminum bearings
1	Main Set	57	7452MA 20 20	VINTAGE; A-Series aluminum bearings ; .10MM O/S length flange brg.
1	Rod Set	57	8-2130CP Std-1-10-20-30-40-50	8-2130CA 60 avail. as unplated & resizeable
1	Rod Set	57	8-7125CH Std-1X-10	Race Performance
1	Rod Set	57	8-2130CA 60 60	Unplated & resizeable
1	Rod Set	57	8-2130CP 10X2 10X2	Use in .002" O/S Rod Bore
8	Rod Pair	57	2130CP Std-1-2-10-20-30-40	
1	Cam Set	57	1484M Std Only	
1	Cam Set	57	1451M Std Only	VINTAGE; .760" length ctr. brg.
QTY	GASKETS	YEARS	PART NO.	DESCRIPTION
1	Kit Gasket Set	57	260-1571	VINTAGE; Premium valve stem seals incl.
QTY	FREEZE PLUGS	YEARS	PART NO.	DESCRIPTION
1	Brass Block Plug Kit	57	381-8010	

VALVE TRAIN

VALVE TRAIN

BLOCK

BLOCK

(continued on next page)

Chrysler Car (Incl. Chrysler, DeSoto, Dodge, Plymouth)

318 5.2L (5212cc) OHV V8 (16 Valve), 3.9063" Bore (Chrysler Eng.), 2 Bbl. 1957 **69**
(cont.)

BLOCK	QTY	FREEZE PLUGS (cont.)	YEARS	PART NO.	DESCRIPTION	BLOCK
	1	Steel Block Plug Kit	57	381-4014		
	1	Brass Deep Cup Freeze Plug	57	381-9001	VINTAGE; 1.625" Diameter	
	1	Brass Shallow Cup Freeze Plug	57	381-7110	1.250" Diameter	
	1	Steel Deep Cup Freeze Plug	57	381-3041	1.625" Diameter	
	1	Steel Deep Cup Freeze Plug	57	381-3054	19/32" Diameter	
	1	Steel Disc Type Freeze Plug	57	381-1020	1.875" Diameter	
	1	Steel Shallow Cup Freeze Plug	57	381-3099	1.250" Diameter	

318 5.2L (5212cc) OHV V8 (16 Valve), 3.9063" Bore (Chrysler Eng.), 2-4 Bbl. 1957 **70**

VALVE TRAIN	QTY	TIMING	YEARS	PART NO.	DESCRIPTION	VALVE TRAIN
	1	Timing Chain	57	222-348	VINTAGE; Silent type; 68 Links	
	1	Crank Sprocket	57	223-274	VINTAGE; Use w/silent type chain; .750" wide sprocket; 23 Teeth	
	1	Cam Sprocket	57	223-273	VINTAGE; 46 Teeth	
	QTY	CAMSHAFT/LIFTER	YEARS	PART NO.	DESCRIPTION	
	16	Lifter	57	AT-2084 Std Only	VINTAGE; Dumbbell shaped mech.	
	16	Lifter, Bulk	57	AT-2084B Std Only	Dumbbell shaped mech.; Carton of 117	
	QTY	PUSH ROD	YEARS	PART NO.	DESCRIPTION	
	16	Push Rod	57	RP-3030 Std Only	VINTAGE; Ball & cup type ends; .360" dia. ball at one end; 8.7350" O.A.L.	
	QTY	VALVE	YEARS	PART NO.	DESCRIPTION	
	8	Exhaust	57	V-1343 Std Only	VINTAGE; 4 groove; 1.5630" Head Dia., 0.3715" Stem Dia., 4.5390" O.A.L.	
	8	Intake	57	V-1344 Std Only	VINTAGE; 2 groove; 1.8440" Head Dia., 0.3725" Stem Dia., 4.6000" O.A.L.	
	QTY	VALVE GUIDE	YEARS	PART NO.	DESCRIPTION	
	8	Guide	57	VG-5033 Std Only	VINTAGE; Loc. Int.; 0.3735" ID, 2.6200" O.A.L.	
	QTY	VALVE SPRING	YEARS	PART NO.	DESCRIPTION	
	16	Spring	57	VS-510 Std Only	2.0000" Free Height	
	QTY	VALVE SEAL	YEARS	PART NO.	DESCRIPTION	
	8	Valve Stem Seal	57	ST-2002 Std Only	Loc. Exh.; Exc. Eng. w/double valve springs; Installation requires valve guide machining; (PLY) Polyacrylate	
	8	Valve Stem Seal	57	ST-2014 Std Only	Loc. Exh.; Use w/repair guide; Positive type; Installation requires valve guide machining; (TFL) PTFE	
	8	Valve Stem Seal	57	ST-2002 Std Only	Loc. Int.; Exc. Eng. w/double valve springs; Installation requires valve guide machining; (PLY) Polyacrylate	
	8	Valve Stem Seal	57	ST-2014 Std Only	Loc. Int.; Use w/repair guide; Positive type; Installation requires valve guide machining; (TFL) PTFE	
	8	Valve Stem Seal Bulk	57	ST-2002BC Std Only	Loc. Exh.; Exc. Eng. w/double valve springs; Positive type; Installation requires valve guide machining; Carton of 100; (PLY) Polyacrylate	
	8	Valve Stem Seal Bulk	57	ST-2014BC Std Only	Loc. Exh.; Use w/repair guide; Positive type; Installation requires valve guide machining; Carton of 100; (TFL) PTFE	
	8	Valve Stem Seal Bulk	57	ST-2002BC Std Only	Loc. Int.; Exc. Eng. w/double valve springs; Positive type; Installation requires valve guide machining; Carton of 100; (PLY) Polyacrylate	
	8	Valve Stem Seal Bulk	57	ST-2014BC Std Only	Loc. Int.; Use w/repair guide; Positive type; Installation requires valve guide machining; Carton of 100; (TFL) PTFE	
	QTY	VALVE SEAT	YEARS	PART NO.	DESCRIPTION	
	8	Seat	57	245-1687-2 Std Only	Loc. Exh.; Use w/V-1343; 1.6925" OD, 1.4375" ID, 0.2160" Depth	
	8	Seat	57	245-1687-2N Std Only	Loc. Exh.; Use w/V-1343; Premium Material; 1.6925" OD, 1.4375" ID, 0.2160" Depth	
	8	Seat	57	245-1937-1 Std Only	Loc. Int.; Use w/V-1344; 1.9425" OD, 1.6875" ID, 0.2480" Depth	
	QTY	VALVE, MISC	YEARS	PART NO.	DESCRIPTION	
	16	Keeper	57	VK-66 Std Only	2 groove	
	16	Keeper	57	VK-66R Std Only	2 groove; Hardened	
	16	Keeper	57	VK-174 Std Only	4 groove	
	16	Keeper	57	VK-174R Std Only	4 groove; Hardened	
	16	Spring Insert	57	259-103C Std Only	.015"; ID 1.030"; Carton of 100	
	16	Spring Insert	57	259-103B Std Only	.030"; ID 1.030"; Carton of 100	
	16	Spring Insert	57	259-103BRS Std Only	.030"; ID 1.030"; Carton of 500	
	16	Spring Insert	57	259-103A Std Only	.060"; ID 1.030"; Carton of 100	
	16	Spring Insert	57	259-103ARS Std Only	.060"; ID 1.030"; Carton of 500	
	QTY	PISTON	YEARS	PART NO.	DESCRIPTION	
	8	Pin Bushing	57	2134Y		

(continued on next page)

Chrysler Car (Incl. Chrysler, DeSoto, Dodge, Plymouth)

70 318 5.2L (5212cc) OHV V8 (16 Valve), 3.9063" Bore (Chrysler Eng.), 2-4 Bbl. 1957
(cont.)

BLOCK	QTY	PISTON (cont.)	YEARS	PART NO.	DESCRIPTION	BLOCK
	8	Pin Bushing	57	2134Y20	VINTAGE; w/.020" extra bore stock	
	1	RINGS	57	E-178K Std-20-30-40-60	2-5/64, 1-3/16; Premium Moly	
	1	Standard Set	57	E-178X Std-20-30-40-60	2-5/64, 1-3/16; Iron	
	1	ENGINE BEARINGS	57	4923MA Std-1-10-20-30-40-50-60	VINTAGE; A-Series aluminum bearings	
	1	Main Set	57	7452MA 20 20	VINTAGE; A-Series aluminum bearings ; .10MM O/S length flange brg.	
	1	Rod Set	57	8-2130CP Std-1-10-20-30-40-50	8-2130CA 60 avail. as unplated & resizeable	
	1	Rod Set	57	8-7125CH Std-1X-10	Race Performance	
	1	Rod Set	57	8-2130CA 60 60	Unplated & resizeable	
	1	Rod Set	57	8-2130CP 10X2 10X2	Use in .002" O/S Rod Bore	
	8	Rod Pair	57	2130CP Std-1-2-10-20-30-40		
	1	Cam Set	57	1484M Std Only		
	1	Cam Set	57	1451M Std Only	VINTAGE; .760" length ctr. brg.	
	1	GASKETS	57	260-1571	VINTAGE; Premium valve stem seals incl.	
	1	Kit Gasket Set	57			
	1	FREEZE PLUGS	57	381-8010	VINTAGE; 1.625" Diameter	
	1	Brass Block Plug Kit	57	381-4014	1.250" Diameter	
	1	Steel Block Plug Kit	57	381-9001	1.625" Diameter	
	1	Brass Deep Cup Freeze Plug	57	381-7110	19/32" Diameter	
	1	Brass Shallow Cup Freeze Plug	57	381-3041	1.875" Diameter	
	1	Steel Deep Cup Freeze Plug	57	381-3054	1.250" Diameter	
	1	Steel Deep Cup Freeze Plug	57	381-1020		
	1	Steel Disc Type Freeze Plug	57	381-3099		
	1	Steel Shallow Cup Freeze Plug	57			

71 318 5.2L (5212cc) OHV V8 (16 Valve), 3.9063" Bore (Chrysler Eng.), 4 Bbl. 1957

VALVE TRAIN	QTY	TIMING	YEARS	PART NO.	DESCRIPTION	VALVE TRAIN
	1	Timing Chain	57	222-348	VINTAGE; Silent type; 68 Links	
	1	Crank Sprocket	57	223-274	VINTAGE; Use w/silent type chain; .750" wide sprocket; 23 Teeth	
	1	Cam Sprocket	57	223-273	VINTAGE; 46 Teeth	
	16	CAMSHAFT/LIFTER	57	AT-2084 Std Only	VINTAGE; Dumbbell shaped mech.	
	16	Lifter, Bulk	57	AT-2084B Std Only	Dumbbell shaped mech.; Carton of 117	
	16	PUSH ROD	57	RP-3030 Std Only	VINTAGE; Ball & cup type ends; .360" dia. ball at one end; 8.7350" O.A.L.	
	16	Push Rod	57			
	8	VALVE	57	V-1343 Std Only	VINTAGE; 4 groove; 1.5630" Head Dia., 0.3715" Stem Dia., 4.5390" O.A.L.	
	8	Exhaust	57	V-1344 Std Only	VINTAGE; 2 groove; 1.8440" Head Dia., 0.3725" Stem Dia., 4.6000" O.A.L.	
	8	Intake	57			
	8	VALVE GUIDE	57	VG-5033 Std Only	VINTAGE; Loc. Int.; 0.3735" ID, 2.6200" O.A.L.	
	8	Guide	57			
	16	VALVE SPRING	57	VS-510 Std Only	2.0000" Free Height	
	16	Spring	57			
	8	VALVE SEAL	57	ST-2002 Std Only	Loc. Exh.; Exc. Eng. w/double valve springs; Installation requires valve guide machining; (PLY) Polyacrylate	
	8	Valve Stem Seal	57	ST-2014 Std Only	Loc. Exh.; Use w/repair guide; Positive type; Installation requires valve guide machining; (TFL) PTFE	
	8	Valve Stem Seal	57	ST-2002 Std Only	Loc. Int.; Exc. Eng. w/double valve springs; Installation requires valve guide machining; (PLY) Polyacrylate	
	8	Valve Stem Seal	57	ST-2014 Std Only	Loc. Int.; Use w/repair guide; Positive type; Installation requires valve guide machining; (TFL) PTFE	
	8	Valve Stem Seal Bulk	57	ST-2002BC Std Only	Loc. Exh.; Exc. Eng. w/double valve springs; Positive type; Installation requires valve guide machining; Carton of 100; (PLY) Polyacrylate	
	8	Valve Stem Seal Bulk	57	ST-2014BC Std Only	Loc. Exh.; Use w/repair guide; Positive type; Installation requires valve guide machining; Carton of 100; (TFL) PTFE	
	8	Valve Stem Seal Bulk	57	ST-2002BC Std Only	Loc. Int.; Exc. Eng. w/double valve springs; Positive type; Installation requires valve guide machining; Carton of 100; (PLY) Polyacrylate	

(continued on next page)

Chrysler Car (Incl. Chrysler, DeSoto, Dodge, Plymouth)

318 5.2L (5212cc) OHV V8 (16 Valve), 3.9063" Bore (Chrysler Eng.), 4 Bbl. 1957 **71**
(cont.)

VALVE TRAIN	QTY	VALVE SEAL (cont.)	YEARS	PART NO.	DESCRIPTION
	8	Valve Stem Seal Bulk	57	ST-2014BC Std Only	Loc. Int.; Use w/repair guide; Positive type; Installation requires valve guide machining; Carton of 100; (TFL) PTFE
	8	VALVE SEAT	57	245-1687-2 Std Only	Loc. Exh.; Use w/V-1343; 1.6925" OD, 1.4375" ID, 0.2160" Depth
	8	Seat	57	245-1687-2N Std Only	Loc. Exh.; Use w/V-1343; Premium Material; 1.6925" OD, 1.4375" ID, 0.2160" Depth
	8	Seat	57	245-1937-1 Std Only	Loc. Int.; Use w/V-1344; 1.9425" OD, 1.6875" ID, 0.2480" Depth
VALVE TRAIN	QTY	VALVE, MISC	YEARS	PART NO.	DESCRIPTION
	16	Keeper	57	VK-66 Std Only	2 groove
	16	Keeper	57	VK-66R Std Only	2 groove; Hardened
	16	Keeper	57	VK-174 Std Only	4 groove
	16	Keeper	57	VK-174R Std Only	4 groove; Hardened
	16	Spring Insert	57	259-103C Std Only	.015"; ID 1.030"; Carton of 100
	16	Spring Insert	57	259-103B Std Only	.030"; ID 1.030"; Carton of 100
	16	Spring Insert	57	259-103BRS Std Only	.030"; ID 1.030"; Carton of 500
	16	Spring Insert	57	259-103A Std Only	.060"; ID 1.030"; Carton of 100
	16	Spring Insert	57	259-103ARS Std Only	.060"; ID 1.030"; Carton of 500
BLOCK	QTY	PISTON	YEARS	PART NO.	DESCRIPTION
	8	Pin Bushing	57	2134Y	
	8	Pin Bushing	57	2134Y20	VINTAGE; w/.020" extra bore stock
	QTY	RINGS	YEARS	PART NO.	DESCRIPTION
	1	Premium Set	57	E-178K Std-20-30-40-60	2-5/64, 1-3/16; Premium Moly
	1	Standard Set	57	E-178X Std-20-30-40-60	2-5/64, 1-3/16; Iron
	QTY	ENGINE BEARINGS	YEARS	PART NO.	DESCRIPTION
	1	Main Set	57	4923MA Std-1-10-20-30-40-50-60	VINTAGE; A-Series aluminum bearings
	1	Main Set	57	7452MA 20 20	VINTAGE; A-Series aluminum bearings ; .10MM O/S length flange brg.
	1	Rod Set	57	8-2130CP Std-1-10-20-30-40-50	8-2130CA 60 avail. as unplated & resizeable
	1	Rod Set	57	8-7125CH Std-1X-10	Race Performance
	1	Rod Set	57	8-2130CA 60 60	Unplated & resizeable
	1	Rod Set	57	8-2130CP 10X2 10X2	Use in .002" O/S Rod Bore
	8	Rod Pair	57	2130CP Std-1-2-10-20-30-40	
	1	Cam Set	57	1484M Std Only	
	1	Cam Set	57	1451M Std Only	VINTAGE; .760" length ctr. brg.
	QTY	GASKETS	YEARS	PART NO.	DESCRIPTION
	1	Kit Gasket Set	57	260-1571	VINTAGE; Premium valve stem seals incl.
	QTY	FREEZE PLUGS	YEARS	PART NO.	DESCRIPTION
	1	Brass Block Plug Kit	57	381-8010	
	1	Steel Block Plug Kit	57	381-4014	
	1	Brass Deep Cup Freeze Plug	57	381-9001	VINTAGE; 1.625" Diameter
	1	Brass Shallow Cup Freeze Plug	57	381-7110	1.250" Diameter
	1	Steel Deep Cup Freeze Plug	57	381-3041	1.625" Diameter
	1	Steel Deep Cup Freeze Plug	57	381-3054	19/32" Diameter
	1	Steel Disc Type Freeze Plug	57	381-1020	1.875" Diameter
	1	Steel Shallow Cup Freeze Plug	57	381-3099	1.250" Diameter

325 5.3L (5327cc) OHV V8 (16 Valve) (Dodge), 3.6875" Bore (Chrysler Eng.), 2 Bbl. 1958-1957 **72**

QTY	TIMING	YEARS	PART NO.	DESCRIPTION
1	Timing Chain	58-57	222-348	VINTAGE; Silent type; 68 Links
1	Crank Sprocket	58-57	223-274	VINTAGE; Use w/silent type chain; .750" wide sprocket; 23 Teeth
1	Cam Sprocket	58-57	223-273	VINTAGE; 46 Teeth
QTY	CAMSHAFT/LIFTER	YEARS	PART NO.	DESCRIPTION
16	Lifter	58-57	HT-812 Std Only	VINTAGE; Hyd.; 1.830" - 1.860" Length
16	Lifter, Bulk	58-57	HT-812B Std Only	VINTAGE; Hyd.; Carton of 117; 1.830" - 1.860" Length
QTY	ROCKER PARTS	YEARS	PART NO.	DESCRIPTION
8	Arm	58-57	R-829 Std Only	VINTAGE; Loc. L.H.
8	Arm	58-57	R-828 Std Only	VINTAGE; Loc. R.H.
2	Rocker Shaft	58-57	RS-612 Std Only	VINTAGE
QTY	VALVE SPRING	YEARS	PART NO.	DESCRIPTION
16	Spring	58-57	VS-510 Std Only	2.0000" Free Height

(continued on next page)

Chrysler Car (Incl. Chrysler, DeSoto, Dodge, Plymouth)

72 325 5.3L (5327cc) OHV V8 (16 Valve) (Dodge), 3.6875" Bore (Chrysler Eng.), 2 Bbl. 1958-1957 (cont.)

QTY	VALVE SEAL	YEARS	PART NO.	DESCRIPTION
16	Valve Stem Seal	58-57	ST-2002 Std Only	Installation requires valve guide machining; (PLY) Polyacrylate
8	Valve Stem Seal	58-57	MV-1771C Std Only	Loc. Int.; Umbrella type; (PLY) Polyacrylate
8	Valve Stem Seal Bulk	58-57	MV-1771 Std Only	Loc. Int.; Umbrella type; Carton of 100; (PLY) Polyacrylate
16	Valve Stem Seal Bulk	58-57	ST-2002BC Std Only	Positive type; Installation requires valve guide machining; Carton of 100; (PLY) Polyacrylate
QTY	VALVE, MISC	YEARS	PART NO.	DESCRIPTION
16	Keeper	58-57	VK-174 Std Only	Loc. Exh.; 4 groove
16	Keeper	58-57	VK-174R Std Only	Loc. Exh.; 4 groove; Hardened
16	Keeper	58-57	VK-66 Std Only	Loc. Int.; 2 groove
16	Keeper	58-57	VK-66R Std Only	Loc. Int.; 2 groove; Hardened

73 325 5.3L (5327cc) OHV V8 (16 Valve) (Dodge), 3.6875" Bore (Chrysler Eng.), 2-4 Bbl. 1957

QTY	TIMING	YEARS	PART NO.	DESCRIPTION
1	Timing Chain	57	222-348	VINTAGE; Silent type; 68 Links
1	Crank Sprocket	57	223-274	VINTAGE; Use w/silent type chain; .750" wide sprocket; 23 Teeth
1	Cam Sprocket	57	223-273	VINTAGE; 46 Teeth

74 325 5.3L (5327cc) OHV V8 (16 Valve) (Dodge), 3.6875" Bore (Chrysler Eng.), 4 Bbl. 1958-1957

QTY	TIMING	YEARS	PART NO.	DESCRIPTION
1	Timing Chain	58-57	222-348	VINTAGE; Silent type; 68 Links
1	Crank Sprocket	58-57	223-274	VINTAGE; Use w/silent type chain; .750" wide sprocket; 23 Teeth
1	Cam Sprocket	58-57	223-273	VINTAGE; 46 Teeth

VALVE TRAIN

QTY	CAMSHAFT/LIFTER	YEARS	PART NO.	DESCRIPTION
16	Lifter	58-57	HT-812 Std Only	VINTAGE; Hyd.; 1.830" - 1.860" Length
16	Lifter, Bulk	58-57	HT-812B Std Only	VINTAGE; Hyd.; Carton of 117; 1.830" - 1.860" Length
QTY	ROCKER PARTS	YEARS	PART NO.	DESCRIPTION
8	Arm	58-57	R-829 Std Only	VINTAGE; Loc. L.H.
8	Arm	58-57	R-828 Std Only	VINTAGE; Loc. R.H.
2	Rocker Shaft	58-57	RS-612 Std Only	VINTAGE
QTY	VALVE SPRING	YEARS	PART NO.	DESCRIPTION
16	Spring	58-57	VS-510 Std Only	2.0000" Free Height
QTY	VALVE SEAL	YEARS	PART NO.	DESCRIPTION
16	Valve Stem Seal	58-57	ST-2002 Std Only	Installation requires valve guide machining; (PLY) Polyacrylate
8	Valve Stem Seal	58-57	MV-1771C Std Only	Loc. Int.; Umbrella type; (PLY) Polyacrylate
8	Valve Stem Seal Bulk	58-57	MV-1771 Std Only	Loc. Int.; Umbrella type; Carton of 100; (PLY) Polyacrylate
16	Valve Stem Seal Bulk	58-57	ST-2002BC Std Only	Positive type; Installation requires valve guide machining; Carton of 100; (PLY) Polyacrylate
QTY	VALVE, MISC	YEARS	PART NO.	DESCRIPTION
16	Keeper	58-57	VK-174 Std Only	Loc. Exh.; 4 groove
16	Keeper	58-57	VK-174R Std Only	Loc. Exh.; 4 groove; Hardened
16	Keeper	58-57	VK-66 Std Only	Loc. Int.; 2 groove
16	Keeper	58-57	VK-66R Std Only	Loc. Int.; 2 groove; Hardened

VALVE TRAIN

75 326 5.3L (5343cc) OHV V8 (16 Valve) (Dodge), 3.9531" Bore (Chrysler Eng.), 2 Bbl. 1959

QTY	TIMING	YEARS	PART NO.	DESCRIPTION
1	Timing Chain	59	222-348	VINTAGE; Silent type; 68 Links
1	Crank Sprocket	59	223-274	VINTAGE; Use w/silent type chain; .750" wide sprocket; 23 Teeth
1	Cam Sprocket	59	223-273	VINTAGE; 46 Teeth

VALVE TRAIN

QTY	VALVE	YEARS	PART NO.	DESCRIPTION
8	Exhaust	59	V-1343 Std Only	VINTAGE; 4 groove; 1.5630" Head Dia., 0.3715" Stem Dia., 4.5390" O.A.L.
8	Intake	59	V-1344 Std Only	VINTAGE; 2 groove; 1.8440" Head Dia., 0.3725" Stem Dia., 4.6000" O.A.L.
QTY	VALVE GUIDE	YEARS	PART NO.	DESCRIPTION
8	Guide	59	VG-5033 Std Only	VINTAGE; Loc. Int.; 0.3735" ID, 2.6200" O.A.L.
QTY	VALVE SPRING	YEARS	PART NO.	DESCRIPTION
16	Spring	59	VS-510 Std Only	2.0000" Free Height
QTY	VALVE SEAL	YEARS	PART NO.	DESCRIPTION
16	Valve Stem Seal	59	ST-2002 Std Only	Exc. Eng. w/double valve springs; Installation requires valve guide machining; (PLY) Polyacrylate
8	Valve Stem Seal	59	MV-1771C Std Only	Loc. Int.; Umbrella type; (PLY) Polyacrylate

VALVE TRAIN

(continued on next page)

Chrysler Car (Incl. Chrysler, DeSoto, Dodge, Plymouth)

326 5.3L (5343cc) OHV V8 (16 Valve) (Dodge), 3.9531" Bore (Chrysler Eng.), 2 Bbl. 1959 75
(cont.)

QTY	VALVE SEAL (cont.)	YEARS	PART NO.	DESCRIPTION
16	Valve Stem Seal Bulk	59	ST-2002BC Std Only	Exc. Eng. w/double valve springs; Positive type; Installation requires valve guide machining; Carton of 100; (PLY) Polyacrylate
8	Valve Stem Seal Bulk	59	MV-1771 Std Only	Loc. Int.; Umbrella type; Carton of 100; (PLY) Polyacrylate
QTY	VALVE, MISC	YEARS	PART NO.	DESCRIPTION
16	Keeper	59	VK-174 Std Only	Loc. Exh.; 4 groove
16	Keeper	59	VK-174R Std Only	Loc. Exh.; 4 groove; Hardened
16	Keeper	59	VK-66 Std Only	Loc. Int.; 2 groove
16	Keeper	59	VK-66R Std Only	Loc. Int.; 2 groove; Hardened
16	Spring Insert	59	259-102C Std Only	.015"; Carton of 100
16	Spring Insert	59	259-102B Std Only	.030"; Carton of 100
16	Spring Insert	59	259-102A Std Only	.060"; Carton of 100
16	Spring Insert	59	259-502A Std Only	.060"; Carton of 50; O/S O.D. 1.542"
QTY	PISTON	YEARS	PART NO.	DESCRIPTION
8	Pin Bushing	59	2134Y	
8	Pin Bushing	59	2134Y20	VINTAGE; w/.020" extra bore stock
QTY	ENGINE BEARINGS	YEARS	PART NO.	DESCRIPTION
1	Main Set	59	4923MA Std-1-10-20-30-40-50-60	VINTAGE; A-Series aluminum bearings
1	Main Set	59	7452MA 20 20	VINTAGE; A-Series aluminum bearings ; .10MM O/S length flange brg.
1	Rod Set	59	8-2130CP Std-1-10-20-30-40-50	8-2130CA 60 avail. as unplated & resizeable
1	Rod Set	59	8-2130CA 60 60	Unplated & resizeable
1	Rod Set	59	8-2130CP 10X2 10X2	Use in .002" O/S Rod Bore
8	Rod Pair	59	2130CP Std-1-2-10-20-30-40	
1	Cam Set	59	1484M Std Only	
1	Cam Set	59	1451M Std Only	VINTAGE; .760" length ctr. brg.
QTY	GASKETS	YEARS	PART NO.	DESCRIPTION
1	Kit Gasket Set	59	260-1571	VINTAGE; Premium valve stem seals incl.

331 5.4L (5425cc) OHV V8 (16 Valve) (Chrysler), 3.8125" Bore (Chrysler Eng.), 2 Bbl. 1956-1951 76

QTY	TIMING	YEARS	PART NO.	DESCRIPTION
1	Timing Chain	56-51	222-348	VINTAGE; Silent type; 68 Links
1	Crank Sprocket	56-54	223-274	VINTAGE; Use w/silent type chain; .750" wide sprocket; 23 Teeth
1	Cam Sprocket	56	223-273	VINTAGE; 46 Teeth
QTY	CAMSHAFT/LIFTER	YEARS	PART NO.	DESCRIPTION
16	Lifter	56-53	HT-812 Std Only	VINTAGE; Hyd.; 1.830" - 1.860" Length
16	Lifter, Bulk	56-53	HT-812B Std Only	VINTAGE; Hyd.; Carton of 117; 1.830" - 1.860" Length
QTY	VALVE SPRING	YEARS	PART NO.	DESCRIPTION
16	Spring	56	VS-510 Std Only	2.0000" Free Height
QTY	VALVE, MISC	YEARS	PART NO.	DESCRIPTION
16	Keeper	56	VK-174 Std Only	4 groove
16	Keeper	56	VK-174R Std Only	4 groove; Hardened
16	Keeper	55-51	VK-66 Std Only	2 groove
16	Keeper	55-51	VK-66R Std Only	2 groove; Hardened
QTY	PISTON	YEARS	PART NO.	DESCRIPTION
8	Pin Bushing	56-51	1804V	VINTAGE
QTY	SLEEVE	YEARS	PART NO.	DESCRIPTION
8	Repair Sleeve	56-51	SL-93M Std Only	VINTAGE; 3/32" wall, must be cut to correct length
QTY	ENGINE BEARINGS	YEARS	PART NO.	DESCRIPTION
1	Main Set	56-51	916M Std-10	VINTAGE
8	Rod Pair	56-51	1800CP Std-10	VINTAGE
1	Cam Set	56-51	1149M Std Only	VINTAGE

331 5.4L (5425cc) OHV V8 (16 Valve) (Chrysler), 3.8125" Bore (Chrysler Eng.), 2-4 Bbl. 1955 77

QTY	TIMING	YEARS	PART NO.	DESCRIPTION
1	Timing Chain	55	222-348	VINTAGE; Silent type; 68 Links
1	Crank Sprocket	55	223-274	VINTAGE; Use w/silent type chain; .750" wide sprocket; 23 Teeth
QTY	CAMSHAFT/LIFTER	YEARS	PART NO.	DESCRIPTION
16	Lifter	55	HT-812 Std Only	VINTAGE; Hyd.; 1.830" - 1.860" Length
16	Lifter, Bulk	55	HT-812B Std Only	VINTAGE; Hyd.; Carton of 117; 1.830" - 1.860" Length
QTY	VALVE, MISC	YEARS	PART NO.	DESCRIPTION
16	Keeper	55	VK-66 Std Only	2 groove

(continued on next page)

Chrysler Car (Incl. Chrysler, DeSoto, Dodge, Plymouth)

77 331 5.4L (5425cc) OHV V8 (16 Valve) (Chrysler), 3.8125" Bore (Chrysler Eng.), 2-4 Bbl. 1955
(cont.)

	QTY	VALVE, MISC (cont.)	YEARS	PART NO.	DESCRIPTION	
	16	Keeper	55	VK-66R Std Only	2 groove; Hardened	
BLOCK	8	PISTON Pin Bushing	55	1804V	VINTAGE	BLOCK
	8	SLEEVE Repair Sleeve	55	SL-93M Std Only	VINTAGE; 3/32" wall, must be cut to correct length	
	1	ENGINE BEARINGS Main Set	55	916M Std-10	VINTAGE	
	8	Rod Pair	55	1800CP Std-10	VINTAGE	
	1	Cam Set	55	1149M Std Only	VINTAGE	

78 331 5.4L (5425cc) OHV V8 (16 Valve) (Chrysler), 3.8125" Bore (Chrysler Eng.), 4 Bbl. 1956-1954

	QTY	TIMING	YEARS	PART NO.	DESCRIPTION	
	1	Timing Chain	56-54	222-348	VINTAGE; Silent type; 68 Links	
	1	Crank Sprocket	56-54	223-274	VINTAGE; Use w/silent type chain; .750" wide sprocket; 23 Teeth	
	1	Cam Sprocket	56	223-273	VINTAGE; 46 Teeth	
VALVE TRAIN	16	CAMSHAFT/LIFTER Lifter	56-54	HT-812 Std Only	VINTAGE; Hyd.; 1.830" - 1.860" Length	VALVE TRAIN
	16	Lifter, Bulk	56-54	HT-812B Std Only	VINTAGE; Hyd.; Carton of 117; 1.830" - 1.860" Length	
	8	PUSH ROD Push Rod	55	RP-3059 Std Only	Chrysler New Yorker Base; VINTAGE; Loc. Int.; 9.7700" O.A.L.	
	16	VALVE SPRING Spring	56	VS-510 Std Only	2.0000" Free Height	
	16	VALVE SEAL Valve Stem Seal	55	ST-2002 Std Only	Chrysler Crown Imperial Base, Imperial Base; Installation requires valve guide machining; (PLY) Polyacrylate	
	16	Valve Stem Seal Bulk	55	ST-2002BC Std Only	Chrysler Crown Imperial Base, Imperial Base; Positive type; Installation requires valve guide machining; Carton of 100; (PLY) Polyacrylate	
	16	VALVE, MISC Keeper	56	VK-174 Std Only	4 groove	
	16	Keeper	56	VK-174R Std Only	4 groove; Hardened	
	16	Keeper	55-54	VK-66 Std Only	2 groove	
	16	Keeper	55-54	VK-66R Std Only	2 groove; Hardened	
BLOCK	8	PISTON Pin Bushing	56-54	1804V	VINTAGE	BLOCK
	8	SLEEVE Repair Sleeve	56-54	SL-93M Std Only	VINTAGE; 3/32" wall, must be cut to correct length	
	1	ENGINE BEARINGS Main Set	56-54	916M Std-10	VINTAGE	
	8	Rod Pair	56-54	1800CP Std-10	VINTAGE	
	1	Cam Set	56-54	1149M Std Only	VINTAGE	

79 340 5.6L (5573cc) OHV V8 (16 Valve), 4.04" Bore (Chrysler Eng.), 4 Bbl. "VIN H" 1973-1970

	QTY	TIMING	YEARS	PART NO.	DESCRIPTION	
	1	3 Piece Set	73-70	KT3-160S	Incl. double rlr. type chain; (1) 222-160; (1) 223-297; (1) 223-402	
	1	Timing Set w/Gaskets	73-70	CTS-3002	Incl. double rlr. type chain	
	1	Timing Chain	73-70	222-160	Double rlr.; 68 Links	
	1	Crank Sprocket	73-70	223-297	Double row; 23 Teeth	
	1	Cam Sprocket	73-70	223-402	Double row; 46 Teeth	
VALVE TRAIN	1	CAMSHAFT/LIFTER Camshaft	73-70	CS-644	VINTAGE; 0.442" Exh. Valve Lift, 0.429" Int. Valve Lift, Hydraulic, (050) Duration at .050 Lobe Lift, 220 Exh., 210 Int., 114 Degrees Lobe Separation	VALVE TRAIN
	1	Prelube		55-403 Std Only	1.5 oz. packet	
	1	Prelube		55-400 Std Only	4 oz. bottle; 1.5 oz. packet No. 55-403 also avail.	
	16	Lifter	73-70	HT-2011 Std Only	Hyd.; w/2 grooves	
	16	Lifter	73-70	HT-2011R Std Only	Speed-Pro Hi-Revolution Hyd.	
	16	Lifter, Bulk	73-70	HT-2011B Std Only	Hyd.; w/2 grooves; Carton of 117	
	16	PUSH ROD Push Rod	73-72	RP-3194 Std Only	.312" dia. ball at both ends; 7.5000" O.A.L.	
16	Push Rod, Bulk	73-72	BRP-3194 Std Only	.312" dia. ball at both ends; Carton of 100; 7.5000" O.A.L.		
8	ROCKER PARTS Arm	73-70	R-861 Std Only	Loc. L.H.		

(continued on next page)

Chrysler Car (Incl. Chrysler, DeSoto, Dodge, Plymouth)

340 5.6L (5573cc) OHV V8 (16 Valve), 4.04" Bore (Chrysler Eng.), 4 Bbl. "VIN H" 1973-1970 79
(cont.)

QTY	ROCKER PARTS (cont.)	YEARS	PART NO.	DESCRIPTION
8	Arm	73-70	R-862 Std Only	Loc. R.H.
8	Arm, Bulk	73-70	R-861B Std Only	Loc. L.H.; Carton of 64
8	Arm, Bulk	73-70	R-862B Std Only	Loc. R.H.; Carton of 64
2	Rocker Shaft	73-70	RS-626 Std Only	
QTY	VALVE	YEARS	PART NO.	DESCRIPTION
8	Exhaust	73-70	V-3925 Std-15	4 groove; Chrome plated stem; 1.6000" Head Dia., 0.3710" Stem Dia., 5.0050" O.A.L.
8	Intake	73-72	V-1908 Std-15	2 groove; 1.8800" Head Dia., 0.3725" Stem Dia., 4.9810" O.A.L.
8	Intake	71-70	V-1864 Std Only	2.0200" Head Dia., 0.3725" Stem Dia., 4.9860" O.A.L.
QTY	VALVE SPRING	YEARS	PART NO.	DESCRIPTION
16	Spring	73-70	VS-678 Std Only	Incl. damper; 1.9400" Free Height
QTY	VALVE SEAL	YEARS	PART NO.	DESCRIPTION
16	Valve Stem Seal	73-70	ST-2002 Std Only	Exc. Eng. w/double valve springs; Installation requires valve guide machining; (PLY) Polyacrylate
8	Valve Stem Seal	73-70	MV-1771C Std Only	Loc. Int.; Umbrella type; (PLY) Polyacrylate
16	Valve Stem Seal Bulk	73-70	ST-2002BC Std Only	Exc. Eng. w/double valve springs; Positive type; Installation requires valve guide machining; Carton of 100; (PLY) Polyacrylate
8	Valve Stem Seal Bulk	73-70	MV-1771 Std Only	Loc. Int.; Umbrella type; Carton of 100; (PLY) Polyacrylate
QTY	VALVE SEAT	YEARS	PART NO.	DESCRIPTION
8	Seat	73-70	245-1750-2 Std Only	Loc. Exh.; 1.7550" OD, 1.5000" ID, 0.2160" Depth
8	Seat	73-70	245-1750-2N Std Only	Loc. Exh.; Premium Material; 1.7550" OD, 1.5000" ID, 0.2160" Depth
8	Seat	73-72	245-2000-1 Std Only	Loc. Int.; 2.0055" OD, 1.7500" ID, 0.2160" Depth
8	Seat	71-70	245-2125-1 Std Only	Loc. Int.; 2.1305" OD, 1.8125" ID, 0.2480" Depth
QTY	VALVE, MISC	YEARS	PART NO.	DESCRIPTION
16	Keeper	73-72	VK-66 Std Only	2 groove
16	Keeper	73-72	VK-66R Std Only	2 groove; Hardened
16	Keeper	73-70	VK-174 Std Only	4 groove
16	Keeper	73-70	VK-174R Std Only	4 groove; Hardened
16	Spring Insert	73-70	259-103C Std Only	.015"; ID 1.030"; Carton of 100
16	Spring Insert	73-70	259-103B Std Only	.030"; ID 1.030"; Carton of 100
16	Spring Insert	73-70	259-103BRS Std Only	.030"; ID 1.030"; Carton of 500
16	Spring Insert	73-70	259-103A Std Only	.060"; ID 1.030"; Carton of 100
16	Spring Insert	73-70	259-103ARS Std Only	.060"; ID 1.030"; Carton of 500
QTY	PISTON	YEARS	PART NO.	DESCRIPTION
8	Cast Piston	71-70	428P Std-20-30-40-60	VINTAGE; Cast; Use on both R.H. & L.H. banks; .9842" Pin Dia.; 2 Rings 5/64 Groove, 1 Ring 3/16 Groove, 1.829 CD, Flat Head w/4 valve reliefs - 10.2:1 C.R.
8	Cast Piston - Individual	71-70	W428P Std-20-30-40-60	VINTAGE; Cast; Use on both R.H. & L.H. banks; .9842" Pin Dia.; 2 Rings 5/64 Groove, 1 Ring 3/16 Groove, 1.829 CD, Flat Head w/4 valve reliefs - 10.2:1 C.R.
8	POWERFORGED	71-70	L-2316F 20 20-30-40-60	Powerforged; 0.9842" Pin Dia.; 2 Rings 5/64 Groove, 1 Ring 3/16 Groove, 1.840 CD, Flat, 2 reliefs; DUROSHIELD® skirt coated piston
8	POWERFORGED Piston-Individual	71-70	WL-2316F 20 20-30-40-60	Powerforged; 0.9842" Pin Dia.; 2 Rings 5/64 Groove, 1 Ring 3/16 Groove, 1.840 CD, Flat, 2 reliefs; DUROSHIELD® skirt coated piston
8	Pin Bushing	73-70	2134Y	
8	Pin Bushing	73-70	2134Y20	VINTAGE; w/.020" extra bore stock
QTY	RINGS	YEARS	PART NO.	DESCRIPTION
1	Premium Set	73-70	E-286K Std-30-40-60	VINTAGE; 2-5/64, 1-3/16; Premium Moly
1	Standard Set	73-70	E-286X Std-30-40	VINTAGE; 2-5/64, 1-3/16; Iron
QTY	ENGINE BEARINGS	YEARS	PART NO.	DESCRIPTION
1	Main Set	73-70	4923MA Std-1-10-20-30-40-50-60	VINTAGE; A-Series aluminum bearings
1	Main Set	73-70	7452MA 20 20	VINTAGE; A-Series aluminum bearings ; .10MM O/S length flange brg.
1	Rod Set	73-70	8-2130CP Std-1-10-20-30-40-50	8-2130CA 60 avail. as unplated & resizeable
1	Rod Set	73-70	8-7125CH Std-1X-10	Race Performance
1	Rod Set	73-70	8-2130CA 60 60	Unplated & resizeable
1	Rod Set	73-70	8-2130CP 10X2 10X2	Use in .002" O/S Rod Bore
8	Rod Pair	73-70	2130CP Std-1-2-10-20-30-40	
1	Cam Set	73-70	1484M Std Only	
1	Cam Set	73-70	1451M Std Only	VINTAGE; .760" length ctr. brg.
QTY	OIL PUMP	YEARS	PART NO.	DESCRIPTION
1	Oil Pump	73-70	224-4166	

(continued on next page)

Chrysler Car (Incl. Chrysler, DeSoto, Dodge, Plymouth)

79 340 5.6L (5573cc) OHV V8 (16 Valve), 4.04" Bore (Chrysler Eng.), 4 Bbl. "VIN H" 1973-1970
(cont.)

	QTY	OIL PUMP (cont.)	YEARS	PART NO.	DESCRIPTION	
BLOCK	1	Oil Pump	73-70	224-4166V	High Volume, check pan for clearance	
	1	Inter. Shaft	73-70	224-6166		
	1	Screen Assy.	73-70	224-1166		
		QTY	GASKETS	YEARS	PART NO.	DESCRIPTION
		1	Kit Gasket Set	73-70	260-1121	Premium valve stem seals incl.
		QTY	FREEZE PLUGS	YEARS	PART NO.	DESCRIPTION
		1	Brass Block Plug Kit	73-70	381-8010	VINTAGE; 1.625" Diameter 1.250" Diameter 1.625" Diameter 19/32" Diameter 1.875" Diameter 1.250" Diameter
		1	Steel Block Plug Kit	73-70	381-4014	
		1	Brass Deep Cup Freeze Plug	73-70	381-9001	
		1	Brass Shallow Cup Freeze Plug	73-70	381-7110	
	1	Steel Deep Cup Freeze Plug	73-70	381-3041		
	1	Steel Deep Cup Freeze Plug	73-70	381-3054		
	1	Steel Disc Type Freeze Plug	73-70	381-1020		
	1	Steel Shallow Cup Freeze Plug	73-70	381-3099		

80 340 5.6L (5573cc) OHV V8 (16 Valve), 4.04" Bore (Chrysler Eng.), 3-2 Bbl. "VIN J" 1971-1970

	QTY	TIMING	YEARS	PART NO.	DESCRIPTION	
VALVE TRAIN	1	3 Piece Set	71-70	KT3-160S	Incl. double rlr. type chain; (1) 222-160; (1) 223-297; (1) 223-402	
	1	Timing Set w/Gaskets	71-70	CTS-3002	Incl. double rlr. type chain	
	1	Timing Chain	71-70	222-160	Double rlr.; 68 Links	
	1	Crank Sprocket	71-70	223-297	Double row; 23 Teeth	
	1	Cam Sprocket	71-70	223-402	Double row; 46 Teeth	
		QTY	CAMSHAFT/LIFTER	YEARS	PART NO.	DESCRIPTION
		1	Camshaft	71-70	CS-644	VINTAGE; 0.442" Exh. Valve Lift, 0.429" Int. Valve Lift, Hydraulic, (050) Duration at .050 Lobe Lift, 220 Exh., 210 Int., 114 Degrees Lobe Separation
		1	Prelube		55-403 Std Only	1.5 oz. packet
		1	Prelube		55-400 Std Only	4 oz. bottle; 1.5 oz. packet No. 55-403 also avail.
		16	Lifter	71-70	HT-2011 Std Only	Hyd.; w/2 grooves
	16	Lifter	71-70	HT-2011R Std Only	Speed-Pro Hi-Revolution Hyd.	
	16	Lifter, Bulk	71-70	HT-2011B Std Only	Hyd.; w/2 grooves; Carton of 117	
	QTY	PUSH ROD	YEARS	PART NO.	DESCRIPTION	
	16	Push Rod	71-70	RP-3194 Std Only	.312" dia. ball at both ends; 7.5000" O.A.L.	
	16	Push Rod	71-70	RP-3219R 100 100	Ball & socket type ends; Chrome-Moly; 7.3900" O.A.L.	
	16	Push Rod	71-70	RP-3159 Std Only	VINTAGE; Ball & Socket type; 7.5720" O.A.L.	
	16	Push Rod, Bulk	71-70	BRP-3194 Std Only	.312" dia. ball at both ends; Carton of 100; 7.5000" O.A.L.	
	QTY	ROCKER PARTS	YEARS	PART NO.	DESCRIPTION	
	8	Arm	71-70	R-861 Std Only	Loc. L.H.	
	8	Arm	71-70	R-862 Std Only	Loc. R.H.	
	8	Arm, Bulk	71-70	R-861B Std Only	Loc. L.H.; Carton of 64	
	8	Arm, Bulk	71-70	R-862B Std Only	Loc. R.H.; Carton of 64	
	2	Rocker Shaft	71-70	RS-626 Std Only		
	QTY	VALVE	YEARS	PART NO.	DESCRIPTION	
	8	Exhaust	71-70	V-3925 Std-15	4 groove; Chrome plated stem; 1.6000" Head Dia., 0.3710" Stem Dia., 5.0050" O.A.L.	
	8	Intake	71-70	V-1864 Std Only	2.0200" Head Dia., 0.3725" Stem Dia., 4.9860" O.A.L.	
	QTY	VALVE SPRING	YEARS	PART NO.	DESCRIPTION	
	16	Spring	71-70	VS-678 Std Only	Incl. damper; 1.9400" Free Height	
	QTY	VALVE SEAL	YEARS	PART NO.	DESCRIPTION	
	16	Valve Stem Seal	71-70	ST-2002 Std Only	Exc. Eng. w/double valve springs; Installation requires valve guide machining; (PLY) Polyacrylate	
	8	Valve Stem Seal	71-70	MV-1771C Std Only	Loc. Int.; Umbrella type; (PLY) Polyacrylate	
	16	Valve Stem Seal Bulk	71-70	ST-2002BC Std Only	Exc. Eng. w/double valve springs; Positive type; Installation requires valve guide machining; Carton of 100; (PLY) Polyacrylate	
	8	Valve Stem Seal Bulk	71-70	MV-1771 Std Only	Loc. Int.; Umbrella type; Carton of 100; (PLY) Polyacrylate	
	QTY	VALVE SEAT	YEARS	PART NO.	DESCRIPTION	
	8	Seat	71-70	245-1750-2 Std Only	Loc. Exh.; 1.7550" OD, 1.5000" ID, 0.2160" Depth	
	8	Seat	71-70	245-1750-2N Std Only	Loc. Exh.; Premium Material; 1.7550" OD, 1.5000" ID, 0.2160" Depth	
	8	Seat	71-70	245-2125-1 Std Only	Loc. Int.; 2.1305" OD, 1.8125" ID, 0.2480" Depth	
	QTY	VALVE, MISC	YEARS	PART NO.	DESCRIPTION	
	16	Keeper	71-70	VK-174 Std Only	4 groove	
	16	Keeper	71-70	VK-174R Std Only	4 groove; Hardened	
	16	Spring Insert	71-70	259-103C Std Only	.015"; ID 1.030"; Carton of 100	
	16	Spring Insert	71-70	259-103B Std Only	.030"; ID 1.030"; Carton of 100	
	16	Spring Insert	71-70	259-103BRS Std Only	.030"; ID 1.030"; Carton of 500	

(continued on next page)

Chrysler Car (Incl. Chrysler, DeSoto, Dodge, Plymouth)

340 5.6L (5573cc) OHV V8 (16 Valve), 4.04" Bore (Chrysler Eng.), 3-2 Bbl. "VIN J" 1971-1970 80
(cont.)

QTY	VALVE, MISC (cont.)	YEARS	PART NO.	DESCRIPTION
16	Spring Insert	71-70	259-103A Std Only	.060"; ID 1.030"; Carton of 100
16	Spring Insert	71-70	259-103ARS Std Only	.060"; ID 1.030"; Carton of 500
QTY	PISTON	YEARS	PART NO.	DESCRIPTION
8	Cast Piston	71-70	428P Std-20-30-40-60	VINTAGE; Cast; Use on both R.H. & L.H. banks; .9842" Pin Dia.; 2 Rings 5/64 Groove, 1 Ring 3/16 Groove, 1.829 CD, Flat Head w/4 valve reliefs - 10.2:1 C.R.
8	Cast Piston - Individual	71-70	W428P Std-20-30-40-60	VINTAGE; Cast; Use on both R.H. & L.H. banks; .9842" Pin Dia.; 2 Rings 5/64 Groove, 1 Ring 3/16 Groove, 1.829 CD, Flat Head w/4 valve reliefs - 10.2:1 C.R.
8	POWERFORGED	71-70	L-2316F 20 20-30-40-60	Powerforged; 0.9842" Pin Dia.; 2 Rings 5/64 Groove, 1 Ring 3/16 Groove, 1.840 CD, Flat, 2 reliefs; DUROSHIELD® skirt coated piston
8	POWERFORGED Piston-Individual	71-70	WL-2316F 20 20-30-40-60	Powerforged; 0.9842" Pin Dia.; 2 Rings 5/64 Groove, 1 Ring 3/16 Groove, 1.840 CD, Flat, 2 reliefs; DUROSHIELD® skirt coated piston
8	Pin Bushing	71-70	2134Y	
8	Pin Bushing	71-70	2134Y20	VINTAGE; w/.020" extra bore stock
QTY	RINGS	YEARS	PART NO.	DESCRIPTION
1	Premium Set	71-70	E-286K Std-30-40-60	VINTAGE; 2-5/64, 1-3/16; Premium Moly
1	Standard Set	71-70	E-286X Std-30-40	VINTAGE; 2-5/64, 1-3/16; Iron
QTY	ENGINE BEARINGS	YEARS	PART NO.	DESCRIPTION
1	Main Set	71-70	4923MA Std-1-10-20-30-40-50-60	VINTAGE; A-Series aluminum bearings
1	Main Set	71-70	7452MA 20 20	VINTAGE; A-Series aluminum bearings ; .10MM O/S length flange brg.
1	Rod Set	71-70	8-2130CP Std-1-10-20-30-40-50	8-2130CA 60 avail. as unplated & resizeable
1	Rod Set	71-70	8-7125CH Std-1X-10	Race Performance
1	Rod Set	71-70	8-2130CA 60 60	Unplated & resizeable
1	Rod Set	71-70	8-2130CP 10X2 10X2	Use in .002" O/S Rod Bore
8	Rod Pair	71-70	2130CP Std-1-2-10-20-30-40	
1	Cam Set	71-70	1484M Std Only	
1	Cam Set	71-70	1451M Std Only	VINTAGE; .760" length ctr. brg.
QTY	OIL PUMP	YEARS	PART NO.	DESCRIPTION
1	Oil Pump	71-70	224-4166	
1	Oil Pump	71-70	224-4166V	High Volume, check pan for clearance
1	Inter. Shaft	71-70	224-6166	
1	Screen Assy.	71-70	224-1166	
QTY	GASKETS	YEARS	PART NO.	DESCRIPTION
1	Kit Gasket Set	71-70	260-1121	Premium valve stem seals incl.
QTY	FREEZE PLUGS	YEARS	PART NO.	DESCRIPTION
1	Brass Block Plug Kit	71-70	381-8010	
1	Steel Block Plug Kit	71-70	381-4014	
1	Brass Deep Cup Freeze Plug	71-70	381-9001	VINTAGE; 1.625" Diameter
1	Brass Shallow Cup Freeze Plug	71-70	381-7110	1.250" Diameter
1	Steel Deep Cup Freeze Plug	71-70	381-3041	1.625" Diameter
1	Steel Deep Cup Freeze Plug	71-70	381-3054	1.932" Diameter
1	Steel Disc Type Freeze Plug	71-70	381-1020	1.875" Diameter
1	Steel Shallow Cup Freeze Plug	71-70	381-3099	1.250" Diameter

340 5.6L (5573cc) OHV V8 (16 Valve), 4.04" Bore (Chrysler Eng.), 4 Bbl. "VIN P" 1969-1968 81

QTY	TIMING	YEARS	PART NO.	DESCRIPTION
1	3 Piece Set	69-68	KT3-160S	Incl. double rlr. type chain; (1) 222-160; (1) 223-297; (1) 223-402
1	Timing Set w/Gaskets	69-68	CTS-3002	Incl. double rlr. type chain
1	Timing Chain	69-68	222-160	Double rlr.; 68 Links
1	Crank Sprocket	69-68	223-297	Double row; 23 Teeth
1	Cam Sprocket	69-68	223-402	Double row; 46 Teeth
QTY	CAMSHAFT/LIFTER	YEARS	PART NO.	DESCRIPTION
1	Camshaft	69-68	CS-644	VINTAGE; 0.442" Exh. Valve Lift, 0.429" Int. Valve Lift, Hydraulic, (050) Duration at .050 Lobe Lift, 220 Exh., 210 Int., 114 Degrees Lobe Separation
1	Prelube		55-403 Std Only	1.5 oz. packet
1	Prelube		55-400 Std Only	4 oz. bottle; 1.5 oz. packet No. 55-403 also avail.
16	Lifter	69-68	HT-2011 Std Only	Hyd.; w/2 grooves
16	Lifter	69-68	HT-2011R Std Only	Speed-Pro Hi-Revolution Hyd.
16	Lifter, Bulk	69-68	HT-2011B Std Only	Hyd.; w/2 grooves; Carton of 117
QTY	PUSH ROD	YEARS	PART NO.	DESCRIPTION
16	Push Rod	69-68	RP-3194 Std Only	.312" dia. ball at both ends; 7.5000" O.A.L.

(continued on next page)

Chrysler Car (Incl. Chrysler, DeSoto, Dodge, Plymouth)

81 340 5.6L (5573cc) OHV V8 (16 Valve), 4.04" Bore (Chrysler Eng.), 4 Bbl. "VIN P" 1969-1968
(cont.)

QTY	PUSH ROD (cont.)	YEARS	PART NO.	DESCRIPTION
16	Push Rod, Bulk	69-68	BRP-3194 Std Only	.312" dia. ball at both ends; Carton of 100; 7.5000" O.A.L.
QTY	ROCKER PARTS	YEARS	PART NO.	DESCRIPTION
8	Arm	69-68	R-861 Std Only	Loc. L.H.
8	Arm	69-68	R-862 Std Only	Loc. R.H.
8	Arm, Bulk	69-68	R-861B Std Only	Loc. L.H.; Carton of 64
8	Arm, Bulk	69-68	R-862B Std Only	Loc. R.H.; Carton of 64
2	Rocker Shaft	69-68	RS-626 Std Only	
QTY	VALVE	YEARS	PART NO.	DESCRIPTION
8	Exhaust	69-68	V-3925 Std-15	4 groove; Chrome plated stem; 1.6000" Head Dia., 0.3710" Stem Dia., 5.0050" O.A.L.
8	Intake	69-68	V-1864 Std Only	2.0200" Head Dia., 0.3725" Stem Dia., 4.9860" O.A.L.
QTY	VALVE SPRING	YEARS	PART NO.	DESCRIPTION
16	Spring	69-68	VS-678 Std Only	Incl. damper; 1.9400" Free Height
QTY	VALVE SEAL	YEARS	PART NO.	DESCRIPTION
16	Valve Stem Seal	69-68	ST-2002 Std Only	Exc. Eng. w/double valve springs; Installation requires valve guide machining; (PLY) Polyacrylate
8	Valve Stem Seal	69-68	MV-1771C Std Only	Loc. Int.; Umbrella type; (PLY) Polyacrylate
16	Valve Stem Seal Bulk	69-68	ST-2002BC Std Only	Exc. Eng. w/double valve springs; Positive type; Installation requires valve guide machining; Carton of 100; (PLY) Polyacrylate
8	Valve Stem Seal Bulk	69-68	MV-1771 Std Only	Loc. Int.; Umbrella type; Carton of 100; (PLY) Polyacrylate
QTY	VALVE SEAT	YEARS	PART NO.	DESCRIPTION
8	Seat	69-68	245-1750-2 Std Only	Loc. Exh.; 1.7550" OD, 1.5000" ID, 0.2160" Depth
8	Seat	69-68	245-1750-2N Std Only	Loc. Exh.; Premium Material; 1.7550" OD, 1.5000" ID, 0.2160" Depth
8	Seat	69-68	245-2125-1 Std Only	Loc. Int.; 2.1305" OD, 1.8125" ID, 0.2480" Depth
QTY	VALVE, MISC	YEARS	PART NO.	DESCRIPTION
16	Keeper	69-68	VK-174 Std Only	4 groove
16	Keeper	69-68	VK-174R Std Only	4 groove; Hardened
16	Spring Insert	69-68	259-103C Std Only	.015"; ID 1.030"; Carton of 100
16	Spring Insert	69-68	259-103B Std Only	.030"; ID 1.030"; Carton of 100
16	Spring Insert	69-68	259-103BRS Std Only	.030"; ID 1.030"; Carton of 500
16	Spring Insert	69-68	259-103A Std Only	.060"; ID 1.030"; Carton of 100
16	Spring Insert	69-68	259-103ARS Std Only	.060"; ID 1.030"; Carton of 500
QTY	PISTON	YEARS	PART NO.	DESCRIPTION
8	Cast Piston	69-68	428P Std-20-30-40-60	VINTAGE; Cast; Use on both R.H. & L.H. banks; .9842" Pin Dia.; 2 Rings 5/64 Groove, 1 Ring 3/16 Groove, 1.829 CD, Flat Head w/4 valve reliefs - 10.2:1 C.R.
8	Cast Piston - Individual	69-68	W428P Std-20-30-40-60	VINTAGE; Cast; Use on both R.H. & L.H. banks; .9842" Pin Dia.; 2 Rings 5/64 Groove, 1 Ring 3/16 Groove, 1.829 CD, Flat Head w/4 valve reliefs - 10.2:1 C.R.
8	POWERFORGED	69-68	L-2316F 20 20-30-40-60	Powerforged; 0.9842" Pin Dia.; 2 Rings 5/64 Groove, 1 Ring 3/16 Groove, 1.840 CD, Flat, 2 reliefs; DUROSHIELD® skirt coated piston
8	POWERFORGED Piston-Individual	69-68	WL-2316F 20 20-30-40-60	Powerforged; 0.9842" Pin Dia.; 2 Rings 5/64 Groove, 1 Ring 3/16 Groove, 1.840 CD, Flat, 2 reliefs; DUROSHIELD® skirt coated piston
8	Pin Bushing	69-68	2134Y	
8	Pin Bushing	69-68	2134Y20	VINTAGE; w/.020" extra bore stock
QTY	RINGS	YEARS	PART NO.	DESCRIPTION
1	Premium Set	69-68	E-286K Std-30-40-60	VINTAGE; 2-5/64, 1-3/16; Premium Moly
1	Standard Set	69-68	E-286X Std-30-40	VINTAGE; 2-5/64, 1-3/16; Iron
QTY	ENGINE BEARINGS	YEARS	PART NO.	DESCRIPTION
1	Main Set	69-68	4923MA Std-1-10-20-30-40-50-60	VINTAGE; A-Series aluminum bearings
1	Main Set	69-68	7452MA 20 20	VINTAGE; A-Series aluminum bearings ; .10MM O/S length flange brg.
1	Rod Set	69-68	8-2130CP Std-1-10-20-30-40-50	8-2130CA 60 avail. as unplated & resizeable
1	Rod Set	69-68	8-7125CH Std-1X-10	Race Performance
1	Rod Set	69-68	8-2130CA 60 60	Unplated & resizeable
1	Rod Set	69-68	8-2130CP 10X2 10X2	Use in .002" O/S Rod Bore
8	Rod Pair	69-68	2130CP Std-1-2-10-20-30-40	
1	Cam Set	69-68	1484M Std Only	
1	Cam Set	69-68	1451M Std Only	VINTAGE; .760" length ctr. brg.
QTY	OIL PUMP	YEARS	PART NO.	DESCRIPTION
1	Oil Pump	69-68	224-4166	
1	Oil Pump	69-68	224-4166V	High Volume, check pan for clearance
1	Inter. Shaft	69-68	224-6166	

(continued on next page)

Chrysler Car (Incl. Chrysler, DeSoto, Dodge, Plymouth)

340 5.6L (5573cc) OHV V8 (16 Valve), 4.04" Bore (Chrysler Eng.), 4 Bbl. "VIN P" 1969-1968 81
(cont.)

BLOCK	QTY	OIL PUMP (cont.)	YEARS	PART NO.	DESCRIPTION	BLOCK
	1	Screen Assy.	69-68	224-1166		
	1	GASKETS	YEARS	PART NO.	DESCRIPTION	
	1	Kit Gasket Set	69-68	260-1121	Premium valve stem seals incl.	
	1	FREEZE PLUGS	YEARS	PART NO.	DESCRIPTION	
	1	Brass Block Plug Kit	69-68	381-8010		
	1	Steel Block Plug Kit	69-68	381-4014		
	1	Brass Deep Cup Freeze Plug	69-68	381-9001	VINTAGE; 1.625" Diameter	
	1	Brass Shallow Cup Freeze Plug	69-68	381-7110	1.250" Diameter	
	1	Steel Deep Cup Freeze Plug	69-68	381-3041	1.625" Diameter	
	1	Steel Deep Cup Freeze Plug	69-68	381-3054	19/32" Diameter	
	1	Steel Disc Type Freeze Plug	69-68	381-1020	1.875" Diameter	
	1	Steel Shallow Cup Freeze Plug	69-68	381-3099	1.250" Diameter	

341 5.6L (5589cc) OHV V8 (16 Valve) (DeSoto), 3.7813" Bore (Chrysler Eng.), 2 Bbl. 1957 82

VALVE TRAIN	QTY	CAMSHAFT/LIFTER	YEARS	PART NO.	DESCRIPTION	VALVE TRAIN
	16	Lifter	57	HT-812 Std Only	VINTAGE; Hyd.; 1.830" - 1.860" Length	
	16	Lifter, Bulk	57	HT-812B Std Only	VINTAGE; Hyd.; Carton of 117; 1.830" - 1.860" Length	
	16	VALVE SPRING	YEARS	PART NO.	DESCRIPTION	
	16	Spring	57	VS-510 Std Only	2.0000" Free Height	
	16	VALVE SEAL	YEARS	PART NO.	DESCRIPTION	
	16	Valve Stem Seal	57	ST-2002 Std Only	Installation requires valve guide machining; (PLY) Polyacrylate	
	8	Valve Stem Seal	57	MV-1771C Std Only	Loc. Int.; Umbrella type; (PLY) Polyacrylate	
	8	Valve Stem Seal Bulk	57	MV-1771 Std Only	Loc. Int.; Umbrella type; Carton of 100; (PLY) Polyacrylate	
	16	Valve Stem Seal Bulk	57	ST-2002BC Std Only	Positive type; Installation requires valve guide machining; Carton of 100; (PLY) Polyacrylate	
	16	VALVE, MISC	YEARS	PART NO.	DESCRIPTION	
	16	Keeper	57	VK-174 Std Only	Loc. Exh.; 4 groove	
	16	Keeper	57	VK-174R Std Only	Loc. Exh.; 4 groove; Hardened	
	16	Keeper	57	VK-66 Std Only	Loc. Int.; 2 groove	
	16	Keeper	57	VK-66R Std Only	Loc. Int.; 2 groove; Hardened	

341 5.6L (5589cc) OHV V8 (16 Valve) (DeSoto), 3.7813" Bore (Chrysler Eng.), 4 Bbl. 1957 83

VALVE TRAIN	QTY	CAMSHAFT/LIFTER	YEARS	PART NO.	DESCRIPTION	VALVE TRAIN
	16	Lifter	57	HT-812 Std Only	VINTAGE; Hyd.; 1.830" - 1.860" Length	
	16	Lifter, Bulk	57	HT-812B Std Only	VINTAGE; Hyd.; Carton of 117; 1.830" - 1.860" Length	
	16	VALVE SPRING	YEARS	PART NO.	DESCRIPTION	
	16	Spring	57	VS-510 Std Only	2.0000" Free Height	
	16	VALVE SEAL	YEARS	PART NO.	DESCRIPTION	
	16	Valve Stem Seal	57	ST-2002 Std Only	Installation requires valve guide machining; (PLY) Polyacrylate	
	8	Valve Stem Seal	57	MV-1771C Std Only	Loc. Int.; Umbrella type; (PLY) Polyacrylate	
	8	Valve Stem Seal Bulk	57	MV-1771 Std Only	Loc. Int.; Umbrella type; Carton of 100; (PLY) Polyacrylate	
	16	Valve Stem Seal Bulk	57	ST-2002BC Std Only	Positive type; Installation requires valve guide machining; Carton of 100; (PLY) Polyacrylate	
	16	VALVE, MISC	YEARS	PART NO.	DESCRIPTION	
	16	Keeper	57	VK-174 Std Only	Loc. Exh.; 4 groove	
	16	Keeper	57	VK-174R Std Only	Loc. Exh.; 4 groove; Hardened	
	16	Keeper	57	VK-66 Std Only	Loc. Int.; 2 groove	
	16	Keeper	57	VK-66R Std Only	Loc. Int.; 2 groove; Hardened	

350 5.7L (5737cc) OHV V8 (16 Valve), 4.0625" Bore (Chrysler Eng.), 2 Bbl. 1958 84

QTY	TIMING	YEARS	PART NO.	DESCRIPTION
1	3 Piece Set	58	KT3-495S	VINTAGE; Incl. silent type chain; (1) 222-495; (1) 223-290; (1) 223-291
1	Timing Chain	58	222-495	Silent type; 50 Links
1	Crank Sprocket	58	223-291	Use w/silent type chain; 19 Teeth
1	CAMSHAFT/LIFTER	YEARS	PART NO.	DESCRIPTION
1	Camshaft	58	CS-327	VINTAGE; Hydraulic, (050) Duration at .050 Lobe Lift, 209 Exh., 206 Int., 113 Degrees Lobe Separation
1	Prelube		55-403 Std Only	1.5 oz. packet
1	Prelube		55-400 Std Only	4 oz. bottle; 1.5 oz. packet No. 55-403 also avail.
16	Lifter	58	HT-812 Std Only	VINTAGE; Hyd.; 1.830" - 1.860" Length
16	Lifter, Bulk	58	HT-812B Std Only	VINTAGE; Hyd.; Carton of 117; 1.830" - 1.860" Length
16	PUSH ROD	YEARS	PART NO.	DESCRIPTION
16	Push Rod	58	RP-3031 Std Only	VINTAGE; 8.6450" O.A.L.

(continued on next page)

Chrysler Car (Incl. Chrysler, DeSoto, Dodge, Plymouth)

84 350 5.7L (5737cc) OHV V8 (16 Valve), 4.0625" Bore (Chrysler Eng.), 2 Bbl. 1958
(cont.)

VALVE TRAIN	QTY	ROCKER PARTS	YEARS	PART NO.	DESCRIPTION	VALVE TRAIN
	8	Arm	58	R-829 Std Only	VINTAGE; Loc. L.H.	
	8	Arm	58	R-828 Std Only	VINTAGE; Loc. R.H.	
	2	Rocker Shaft	58	RS-612 Std Only	VINTAGE	
	QTY	VALVE	YEARS	PART NO.	DESCRIPTION	
	8	Exhaust	58	V-1339 Std Only	VINTAGE; 1.5980" Head Dia., 0.3715" Stem Dia., 4.8900" O.A.L.	
	QTY	VALVE SPRING	YEARS	PART NO.	DESCRIPTION	
	16	Spring	58	VS-673 Std Only	VINTAGE; 2.5800" Free Height	
	QTY	VALVE SEAL	YEARS	PART NO.	DESCRIPTION	
	16	Valve Stem Seal	58	ST-2002 Std Only	Installation requires valve guide machining; (PLY) Polyacrylate	
	8	Valve Stem Seal	58	MV-1771C Std Only	Loc. Int.; Umbrella type; (PLY) Polyacrylate	
	8	Valve Stem Seal Bulk	58	MV-1771 Std Only	Loc. Int.; Umbrella type; Carton of 100; (PLY) Polyacrylate	
	16	Valve Stem Seal Bulk	58	ST-2002BC Std Only	Positive type; Installation requires valve guide machining; Carton of 100; (PLY) Polyacrylate	
	QTY	VALVE, MISC	YEARS	PART NO.	DESCRIPTION	
	16	Keeper	58	VK-174 Std Only	Loc. Exh.; 4 groove	
	16	Keeper	58	VK-174R Std Only	Loc. Exh.; 4 groove; Hardened	
	16	Keeper	58	VK-66 Std Only	Loc. Int.; 2 groove	
	16	Keeper	58	VK-66R Std Only	Loc. Int.; 2 groove; Hardened	
	QTY	RINGS	YEARS	PART NO.	DESCRIPTION	
	1	Premium Set	58	E-253K 30 30-40-60	VINTAGE; 2-5/64, 1-3/16; Premium Moly	
	1	Standard Set	58	E-253X Std-30-40-60	VINTAGE; 2-5/64, 1-3/16; Iron	
	QTY	ENGINE BEARINGS	YEARS	PART NO.	DESCRIPTION	
	1	Main Set	58	4094M Std-10-20-30-40-60	VINTAGE; 3.453" max. flange OD	
	1	Rod Set	58	8-2320CP Std-10-20-30-40-50	VINTAGE; 8-2320CA 60 avail. as unplated & resizeable	
	1	Rod Set	58	8-2320CA 60 60	VINTAGE; Unplated & resizeable	
	8	Rod Pair	58	2320CP Std-1-10-20-30-40-50	VINTAGE	
	1	Cam Set	58	1453M Std Only	VINTAGE; Babbitt material; Full round design	
	QTY	OIL PUMP	YEARS	PART NO.	DESCRIPTION	
	1	Oil Pump	58	224-4174V	VINTAGE; High-Volume; Use original cover plate on Eng. w/canister oil filter	
	1	Oil Pump	58	224-4174	VINTAGE; Use original cover plate on Eng. w/canister oil filter	
	1	Pump Repair Kit	58	224-5174	VINTAGE	
	1	Inter. Shaft	58	224-6174	VINTAGE	
	QTY	GASKETS	YEARS	PART NO.	DESCRIPTION	
	1	Valley Pan Gasket Set	58	260-4011	VINTAGE	

85 350 5.7L (5737cc) OHV V8 (16 Valve), 4.0625" Bore (Chrysler Eng.), 2-4 Bbl. 1958

VALVE TRAIN	QTY	TIMING	YEARS	PART NO.	DESCRIPTION	VALVE TRAIN
	1	3 Piece Set	58	KT3-495S	VINTAGE; Incl. silent type chain; (1) 222-495; (1) 223-290; (1) 223-291	
	1	Timing Chain	58	222-495	Silent type; 50 Links	
	1	Crank Sprocket	58	223-291	Use w/silent type chain; 19 Teeth	
	QTY	CAMSHAFT/LIFTER	YEARS	PART NO.	DESCRIPTION	
	1	Camshaft	58	CS-327	VINTAGE; Hydraulic, (.050) Duration at .050 Lobe Lift, 209 Exh., 206 Int., 113 Degrees Lobe Separation	
	1	Prelube		55-403 Std Only	1.5 oz. packet	
	1	Prelube		55-400 Std Only	4 oz. bottle; 1.5 oz. packet No. 55-403 also avail.	
	16	Lifter	58	HT-812 Std Only	VINTAGE; Hyd.; 1.830" - 1.860" Length	
	16	Lifter, Bulk	58	HT-812B Std Only	VINTAGE; Hyd.; Carton of 117; 1.830" - 1.860" Length	
	QTY	PUSH ROD	YEARS	PART NO.	DESCRIPTION	
	16	Push Rod	58	RP-3031 Std Only	VINTAGE; 8.6450" O.A.L.	
	QTY	ROCKER PARTS	YEARS	PART NO.	DESCRIPTION	
	8	Arm	58	R-829 Std Only	VINTAGE; Loc. L.H.	
	8	Arm	58	R-828 Std Only	VINTAGE; Loc. R.H.	
	2	Rocker Shaft	58	RS-612 Std Only	VINTAGE	
	QTY	VALVE	YEARS	PART NO.	DESCRIPTION	
	8	Exhaust	58	V-1339 Std Only	VINTAGE; 1.5980" Head Dia., 0.3715" Stem Dia., 4.8900" O.A.L.	
	QTY	VALVE SPRING	YEARS	PART NO.	DESCRIPTION	
	16	Spring	58	VS-673 Std Only	VINTAGE; 2.5800" Free Height	
	QTY	VALVE SEAL	YEARS	PART NO.	DESCRIPTION	
	16	Valve Stem Seal	58	ST-2002 Std Only	Installation requires valve guide machining; (PLY) Polyacrylate	

(continued on next page)

Chrysler Car (Incl. Chrysler, DeSoto, Dodge, Plymouth)

350 5.7L (5737cc) OHV V8 (16 Valve), 4.0625" Bore (Chrysler Eng.), 2-4 Bbl. 1958 85
(cont.)

QTY	VALVE SEAL (cont.)	YEARS	PART NO.	DESCRIPTION
8	Valve Stem Seal	58	MV-1771C Std Only	Loc. Int.; Umbrella type; (PLY) Polyacrylate
8	Valve Stem Seal Bulk	58	MV-1771 Std Only	Loc. Int.; Umbrella type; Carton of 100; (PLY) Polyacrylate
16	Valve Stem Seal Bulk	58	ST-2002BC Std Only	Positive type; Installation requires valve guide machining; Carton of 100; (PLY) Polyacrylate
QTY	VALVE, MISC	YEARS	PART NO.	DESCRIPTION
16	Keeper	58	VK-174 Std Only	Loc. Exh.; 4 groove
16	Keeper	58	VK-174R Std Only	Loc. Exh.; 4 groove; Hardened
16	Keeper	58	VK-66 Std Only	Loc. Int.; 2 groove
16	Keeper	58	VK-66R Std Only	Loc. Int.; 2 groove; Hardened
QTY	RINGS	YEARS	PART NO.	DESCRIPTION
1	Premium Set	58	E-253K 30 30-40-60	VINTAGE; 2-5/64, 1-3/16; Premium Moly
1	Standard Set	58	E-253X Std-30-40-60	VINTAGE; 2-5/64, 1-3/16; Iron
QTY	ENGINE BEARINGS	YEARS	PART NO.	DESCRIPTION
1	Main Set	58	4094M Std-10-20-30-40-60	VINTAGE; 3.453" max. flange OD
1	Rod Set	58	8-2320CP Std-10-20-30-40-50	VINTAGE; 8-2320CA 60 avail. as unplated & resizeable
1	Rod Set	58	8-2320CA 60 60	VINTAGE; Unplated & resizeable
8	Rod Pair	58	2320CP Std-1-10-20-30-40-50	VINTAGE
1	Cam Set	58	1453M Std Only	VINTAGE; Babbitt material; Full round design
QTY	OIL PUMP	YEARS	PART NO.	DESCRIPTION
1	Oil Pump	58	224-4174V	VINTAGE; High-Volume; Use original cover plate on Eng. w/canister oil filter
1	Oil Pump	58	224-4174	VINTAGE; Use original cover plate on Eng. w/canister oil filter
1	Pump Repair Kit	58	224-5174	VINTAGE
1	Inter. Shaft	58	224-6174	VINTAGE
QTY	GASKETS	YEARS	PART NO.	DESCRIPTION
1	Valley Pan Gasket Set	58	260-4011	VINTAGE

350 5.7L (5737cc) OHV V8 (16 Valve), 4.0625" Bore (Chrysler Eng.), 4 Bbl. 1958 86

QTY	TIMING	YEARS	PART NO.	DESCRIPTION
1	3 Piece Set	58	KT3-495S	VINTAGE; Incl. silent type chain; (1) 222-495; (1) 223-290; (1) 223-291
1	Timing Chain	58	222-495	Silent type; 50 Links
1	Crank Sprocket	58	223-291	Use w/silent type chain; 19 Teeth
QTY	CAMSHAFT/LIFTER	YEARS	PART NO.	DESCRIPTION
1	Camshaft	58	CS-327	VINTAGE; Hydraulic, (050) Duration at .050 Lobe Lift, 209 Exh., 206 Int., 113 Degrees Lobe Separation
1	Prelube		55-403 Std Only	1.5 oz. packet
1	Prelube		55-400 Std Only	4 oz. bottle; 1.5 oz. packet No. 55-403 also avail.
16	Lifter	58	HT-812 Std Only	VINTAGE; Hyd.; 1.830" - 1.860" Length
16	Lifter, Bulk	58	HT-812B Std Only	VINTAGE; Hyd.; Carton of 117; 1.830" - 1.860" Length
QTY	PUSH ROD	YEARS	PART NO.	DESCRIPTION
16	Push Rod	58	RP-3031 Std Only	VINTAGE; 8.6450" O.A.L.
QTY	ROCKER PARTS	YEARS	PART NO.	DESCRIPTION
8	Arm	58	R-829 Std Only	VINTAGE; Loc. L.H.
8	Arm	58	R-828 Std Only	VINTAGE; Loc. R.H.
2	Rocker Shaft	58	RS-612 Std Only	VINTAGE
QTY	VALVE	YEARS	PART NO.	DESCRIPTION
8	Exhaust	58	V-1339 Std Only	VINTAGE; 1.5980" Head Dia., 0.3715" Stem Dia., 4.8900" O.A.L.
QTY	VALVE SPRING	YEARS	PART NO.	DESCRIPTION
16	Spring	58	VS-673 Std Only	VINTAGE; 2.5800" Free Height
QTY	VALVE SEAL	YEARS	PART NO.	DESCRIPTION
16	Valve Stem Seal	58	ST-2002 Std Only	Installation requires valve guide machining; (PLY) Polyacrylate
8	Valve Stem Seal	58	MV-1771C Std Only	Loc. Int.; Umbrella type; (PLY) Polyacrylate
8	Valve Stem Seal Bulk	58	MV-1771 Std Only	Loc. Int.; Umbrella type; Carton of 100; (PLY) Polyacrylate
16	Valve Stem Seal Bulk	58	ST-2002BC Std Only	Positive type; Installation requires valve guide machining; Carton of 100; (PLY) Polyacrylate
QTY	VALVE, MISC	YEARS	PART NO.	DESCRIPTION
16	Keeper	58	VK-174 Std Only	Loc. Exh.; 4 groove
16	Keeper	58	VK-174R Std Only	Loc. Exh.; 4 groove; Hardened
16	Keeper	58	VK-66 Std Only	Loc. Int.; 2 groove
16	Keeper	58	VK-66R Std Only	Loc. Int.; 2 groove; Hardened
QTY	RINGS	YEARS	PART NO.	DESCRIPTION
1	Premium Set	58	E-253K 30 30-40-60	VINTAGE; 2-5/64, 1-3/16; Premium Moly

(continued on next page)

Chrysler Car (Incl. Chrysler, DeSoto, Dodge, Plymouth)

86 350 5.7L (5737cc) OHV V8 (16 Valve), 4.0625" Bore (Chrysler Eng.), 4 Bbl. 1958
(cont.)

BLOCK	QTY	RINGS (cont.)	YEARS	PART NO.	DESCRIPTION	BLOCK
	1	Standard Set	58	E-253X Std-30-40-60	VINTAGE; 2-5/64, 1-3/16; Iron	
	QTY	ENGINE BEARINGS	YEARS	PART NO.	DESCRIPTION	
	1	Main Set	58	4094M Std-10-20-30-40-60	VINTAGE; 3.453" max. flange OD	
	1	Rod Set	58	8-2320CP Std-10-20-30-40-50	VINTAGE; 8-2320CA 60 avail. as unplated & resizeable	
	1	Rod Set	58	8-2320CA 60 60	VINTAGE; Unplated & resizeable	
	8	Rod Pair	58	2320CP Std-1-10-20-30-40-50	VINTAGE	
	1	Cam Set	58	1453M Std Only	VINTAGE; Babbitt material; Full round design	
	QTY	OIL PUMP	YEARS	PART NO.	DESCRIPTION	
	1	Oil Pump	58	224-4174V	VINTAGE; High-Volume; Use original cover plate on Engs. w/canister oil filter	
1	Oil Pump	58	224-4174	VINTAGE; Use original cover plate on Engs. w/canister oil filter		
1	Pump Repair Kit	58	224-5174	VINTAGE		
1	Inter. Shaft	58	224-6174	VINTAGE		
QTY	GASKETS	YEARS	PART NO.	DESCRIPTION		
1	Valley Pan Gasket Set	58	260-4011	VINTAGE		

87 350 5.7L (5737cc) OHV V8 (16 Valve), 4.0625" Bore (Chrysler Eng.), MFI 1958

BLOCK	QTY	TIMING	YEARS	PART NO.	DESCRIPTION	BLOCK
	1	3 Piece Set	58	KT3-495S	VINTAGE; Incl. silent type chain; (1) 222-495; (1) 223-290; (1) 223-291	
	1	Timing Chain	58	222-495	Silent type; 50 Links	
	1	Crank Sprocket	58	223-291	Use w/silent type chain; 19 Teeth	
BLOCK	QTY	OIL PUMP	YEARS	PART NO.	DESCRIPTION	BLOCK
	1	Oil Pump	58	224-4174V	VINTAGE; High-Volume; Use original cover plate on Engs. w/canister oil filter	
	1	Oil Pump	58	224-4174	VINTAGE; Use original cover plate on Engs. w/canister oil filter	
	1	Pump Repair Kit	58	224-5174	VINTAGE	
	1	Inter. Shaft	58	224-6174	VINTAGE	
QTY	GASKETS	YEARS	PART NO.	DESCRIPTION		
1	Valley Pan Gasket Set	58	260-4011	VINTAGE		

88 354 5.8L (5802cc) OHV V8 (16 Valve) (Chrysler), 3.9375" Bore (Chrysler Eng.), 2 Bbl. 1958-1956

VALVE TRAIN	QTY	TIMING	YEARS	PART NO.	DESCRIPTION	VALVE TRAIN
	1	Timing Chain	58-56	222-348	VINTAGE; Silent type; 68 Links	
	1	Cam Sprocket	58-56	223-273	VINTAGE; 46 Teeth	
	QTY	CAMSHAFT/LIFTER	YEARS	PART NO.	DESCRIPTION	
	16	Lifter	58-56	HT-812 Std Only	VINTAGE; Hyd.; 1.830" - 1.860" Length	
	16	Lifter, Bulk	58-56	HT-812B Std Only	VINTAGE; Hyd.; Carton of 117; 1.830" - 1.860" Length	
	QTY	PUSH ROD	YEARS	PART NO.	DESCRIPTION	
	8	Push Rod	56	RP-3059 Std Only	Chrysler New Yorker Base; VINTAGE; Loc. Int.; 9.7700" O.A.L.	
	QTY	VALVE SPRING	YEARS	PART NO.	DESCRIPTION	
	16	Spring	58-57	VS-510 Std Only	2.0000" Free Height	
QTY	VALVE SEAL	YEARS	PART NO.	DESCRIPTION		
16	Valve Stem Seal	58-56	ST-2002 Std Only	Installation requires valve guide machining; (PLY) Polyacrylate		
8	Valve Stem Seal	58-56	MV-1771C Std Only	Loc. Int.; Umbrella type; (PLY) Polyacrylate		
8	Valve Stem Seal Bulk	58-56	MV-1771 Std Only	Loc. Int.; Umbrella type; Carton of 100; (PLY) Polyacrylate		
16	Valve Stem Seal Bulk	58-56	ST-2002BC Std Only	Positive type; Installation requires valve guide machining; Carton of 100; (PLY) Polyacrylate		
QTY	VALVE, MISC	YEARS	PART NO.	DESCRIPTION		
16	Keeper	58-56	VK-174 Std Only	Loc. Exh.; 4 groove		
16	Keeper	58-56	VK-174R Std Only	Loc. Exh.; 4 groove; Hardened		
16	Keeper	58-56	VK-66 Std Only	Loc. Int.; 2 groove		
16	Keeper	58-56	VK-66R Std Only	Loc. Int.; 2 groove; Hardened		
BLOCK	QTY	PISTON	YEARS	PART NO.	DESCRIPTION	BLOCK
	8	Pin Bushing	58-56	1804V	VINTAGE	
	QTY	RINGS	YEARS	PART NO.	DESCRIPTION	
1	Standard Set	58-56	E-252X Std-30	VINTAGE; 2-5/64, 1-3/16; Iron		
QTY	ENGINE BEARINGS	YEARS	PART NO.	DESCRIPTION		
1	Main Set	58-56	916M Std-10	VINTAGE		
8	Rod Pair	58-56	1800CP Std-10	VINTAGE		
1	Cam Set	58-56	1149M Std Only	VINTAGE		

Chrysler Car (Incl. Chrysler, DeSoto, Dodge, Plymouth)

354 5.8L (5802cc) OHV V8 (16 Valve) (Chrysler), 3.9375" Bore (Chrysler Eng.), 2-4 Bbl. 1957-1956 89

VALVE TRAIN	QTY	TIMING	YEARS	PART NO.	DESCRIPTION
VALVE TRAIN	1	Timing Chain	56	222-348	Chrysler 300 Base; VINTAGE; Silent type; 68 Links
	1	Cam Sprocket	56	223-273	Chrysler 300 Base; VINTAGE; 46 Teeth
	16	CAMSHAFT/LIFTER	YEARS	PART NO.	DESCRIPTION
		Lifter	57	HT-812 Std Only	VINTAGE; Hyd.; 1.830" - 1.860" Length
	16	Lifter, Bulk	57	HT-812B Std Only	VINTAGE; Hyd.; Carton of 117; 1.830" - 1.860" Length
	8	PUSH ROD	YEARS	PART NO.	DESCRIPTION
		Push Rod	56	RP-3059 Std Only	VINTAGE; Loc. Int.; 9.7700" O.A.L.
	16	VALVE SPRING	YEARS	PART NO.	DESCRIPTION
		Spring	57	VS-510 Std Only	2.0000" Free Height
	16	VALVE SEAL	YEARS	PART NO.	DESCRIPTION
		Valve Stem Seal	57	ST-2002 Std Only	Installation requires valve guide machining; (PLY) Polyacrylate
	8	Valve Stem Seal	57-56	MV-1771C Std Only	Loc. Int.; Umbrella type; (PLY) Polyacrylate
	8	Valve Stem Seal Bulk	57-56	MV-1771 Std Only	Loc. Int.; Umbrella type; Carton of 100; (PLY) Polyacrylate
	16	Valve Stem Seal Bulk	57	ST-2002BC Std Only	Positive type; Installation requires valve guide machining; Carton of 100; (PLY) Polyacrylate
	16	VALVE, MISC	YEARS	PART NO.	DESCRIPTION
		Keeper	57-56	VK-174 Std Only	Loc. Exh.; 4 groove
	Keeper	57-56	VK-174R Std Only	Loc. Exh.; 4 groove; Hardened	
	Keeper	57-56	VK-66 Std Only	Loc. Int.; 2 groove	
	Keeper	57-56	VK-66R Std Only	Loc. Int.; 2 groove; Hardened	
BLOCK	8	PISTON	YEARS	PART NO.	DESCRIPTION
		Pin Bushing	57-56	1804V	VINTAGE
	1	RINGS	YEARS	PART NO.	DESCRIPTION
		Standard Set	57-56	E-252X Std-30	VINTAGE; 2-5/64, 1-3/16; Iron
	1	ENGINE BEARINGS	YEARS	PART NO.	DESCRIPTION
	Main Set	57-56	916M Std-10	VINTAGE	
	8	Rod Pair	57-56	1800CP Std-10	VINTAGE
	1	Cam Set	57-56	1149M Std Only	VINTAGE

354 5.8L (5802cc) OHV V8 (16 Valve) (Chrysler), 3.9375" Bore (Chrysler Eng.), 4 Bbl. 1958-1956 90

VALVE TRAIN	QTY	TIMING	YEARS	PART NO.	DESCRIPTION
VALVE TRAIN	1	Timing Chain	58	222-348	VINTAGE; Silent type; 68 Links
	1	Timing Chain	57	222-348	Chrysler Saratoga Base; VINTAGE; Silent type; 68 Links
	1	Cam Sprocket	58	223-273	VINTAGE; 46 Teeth
	1	Cam Sprocket	57	223-273	Chrysler Saratoga Base; VINTAGE; 46 Teeth
	16	CAMSHAFT/LIFTER	YEARS	PART NO.	DESCRIPTION
		Lifter	58-56	HT-812 Std Only	VINTAGE; Hyd.; 1.830" - 1.860" Length
	16	Lifter, Bulk	58-56	HT-812B Std Only	VINTAGE; Hyd.; Carton of 117; 1.830" - 1.860" Length
	8	PUSH ROD	YEARS	PART NO.	DESCRIPTION
		Push Rod	56	RP-3059 Std Only	Chrysler New Yorker Base; VINTAGE; Loc. Int.; 9.7700" O.A.L.
	16	VALVE SPRING	YEARS	PART NO.	DESCRIPTION
		Spring	58-57	VS-510 Std Only	2.0000" Free Height
	16	VALVE SEAL	YEARS	PART NO.	DESCRIPTION
		Valve Stem Seal	58-56	ST-2002 Std Only	Installation requires valve guide machining; (PLY) Polyacrylate
	8	Valve Stem Seal	58-56	MV-1771C Std Only	Loc. Int.; Umbrella type; (PLY) Polyacrylate
	8	Valve Stem Seal Bulk	58-56	MV-1771 Std Only	Loc. Int.; Umbrella type; Carton of 100; (PLY) Polyacrylate
	16	Valve Stem Seal Bulk	58-56	ST-2002BC Std Only	Positive type; Installation requires valve guide machining; Carton of 100; (PLY) Polyacrylate
16	VALVE, MISC	YEARS	PART NO.	DESCRIPTION	
	Keeper	58-56	VK-174 Std Only	Loc. Exh.; 4 groove	
	Keeper	58-56	VK-174R Std Only	Loc. Exh.; 4 groove; Hardened	
	Keeper	58-56	VK-66 Std Only	Loc. Int.; 2 groove	
	Keeper	58-56	VK-66R Std Only	Loc. Int.; 2 groove; Hardened	
BLOCK	8	PISTON	YEARS	PART NO.	DESCRIPTION
		Pin Bushing	58-56	1804V	VINTAGE
	1	RINGS	YEARS	PART NO.	DESCRIPTION
		Standard Set	58-56	E-252X Std-30	VINTAGE; 2-5/64, 1-3/16; Iron
	1	ENGINE BEARINGS	YEARS	PART NO.	DESCRIPTION
	Main Set	58-56	916M Std-10	VINTAGE	
	8	Rod Pair	58-56	1800CP Std-10	VINTAGE
	1	Cam Set	58-56	1149M Std Only	VINTAGE

Chrysler Car (Incl. Chrysler, DeSoto, Dodge, Plymouth)

91 360 5.9L (5900cc) OHV V8 (16 Valve), 4" Bore (Chrysler Eng.), 4 Bbl. "VIN J" 1980-1974

VALVE TRAIN

VALVE TRAIN

QTY	TIMING	YEARS	PART NO.	DESCRIPTION
1	3 Piece Set	80-74	KT3-160S	Incl. double rlr. type chain; (1) 222-160; (1) 223-297; (1) 223-402
1	3 Piece Set	80-74	KT3-361S	Incl. silent type chain; (1) 222-361; (1) 223-358; (1) 223-359
1	Timing Set w/Gaskets	80-74	CTS-3002	Incl. double rlr. type chain
1	Timing Set w/Gaskets	80-74	CTS-3000	Incl. silent type chain
1	Timing Chain	80-77	222-361	Exc. Hi-Perf. Eng.s.; Silent type; 68 Links
1	Timing Chain	80-77	222-160	Hi-Perf. Eng.s.; Double rlr.; 68 Links
1	Timing Chain	76-74	222-160	Double rlr.; 68 Links
1	Timing Chain	76-75	222-361	Silent type; 68 Links
1	Timing Chain	74	222-361	Exc. Chrysler Newport Base, Custom Dodge Monaco Brougham Plymouth Fury Custom Suburban, Sport Suburban, Suburban; L/D; Silent type; 68 Links
1	Timing Chain	74	222-361	Chrysler Newport Base, Custom; Silent type; 68 Links
1	Crank Sprocket	80-74	223-297	Double row; 23 Teeth
1	Crank Sprocket	80-75	223-359	Use w/silent type chain; .405" tooth width sprocket; 23 Teeth
1	Crank Sprocket	74	223-359	Exc. Chrysler Newport Base, Custom Dodge Monaco Brougham Plymouth Fury Custom Suburban, Sport Suburban, Suburban; L/D; Use w/silent type chain; .405" tooth width sprocket; 23 Teeth
1	Crank Sprocket	74	223-359	Chrysler Newport Base, Custom; Use w/silent type chain; .405" tooth width sprocket; 23 Teeth
1	Cam Sprocket	80-74	223-402	Double row; 46 Teeth
1	Cam Sprocket	80-75	223-358	Use w/silent type chain; 46 Teeth
1	Cam Sprocket	74	223-358	Exc. Chrysler Newport Base, Custom Dodge Monaco Brougham Plymouth Fury Custom Suburban, Sport Suburban, Suburban; L/D; Use w/silent type chain; 46 Teeth
1	Cam Sprocket	74	223-358	Chrysler Newport Base, Custom; Use w/silent type chain; 46 Teeth
QTY	CAMSHAFT/LIFTER	YEARS	PART NO.	DESCRIPTION
1	Camshaft	80-77	CS-665	Hydraulic, (050) Duration at .050 Lobe Lift, 203 Exh., 203 Int., 110 Degrees Lobe Separation
1	Camshaft	76-74	CS-644	VINTAGE; w/o Calif. Emis.; 0.442" Exh. Valve Lift, 0.429" Int. Valve Lift, Hydraulic, (050) Duration at .050 Lobe Lift, 220 Exh., 210 Int., 114 Degrees Lobe Separation
1	Prelube		55-403 Std Only	1.5 oz. packet
1	Prelube		55-400 Std Only	4 oz. bottle; 1.5 oz. packet No. 55-403 also avail.
16	Lifter	80-74	HT-2011 Std Only	Hyd.; w/2 grooves
16	Lifter	80-74	HT-2011R Std Only	Speed-Pro Hi-Revolution Hyd.
16	Lifter, Bulk	80-74	HT-2011B Std Only	Hyd.; w/2 grooves; Carton of 117
QTY	CAM KIT	YEARS	PART NO.	DESCRIPTION
1	Cam/Lifter Kit	80-77	KC-665	Hyd.; (1) 55-403B; (1) CS-665; (16) HT-2011
1	Cam/Lifter/Timing Kit	80-77	KCT-665	Hyd.; Incl. double rlr. type chain; (1) 55-403B; (1) CS-665; (16) HT-2011; (1) KT3-160S
1	Cam/Lifter/Timing Kit	80-77	KCT-665A	Hyd.; Incl. silent type chain; (1) 55-403B; (1) CS-665; (16) HT-2011; (1) KT3-361S
QTY	PUSH ROD	YEARS	PART NO.	DESCRIPTION
16	Push Rod	80-74	RP-3194 Std Only	.312" dia. ball at both ends; 7.5000" O.A.L.
16	Push Rod, Bulk	80-74	BRP-3194 Std Only	.312" dia. ball at both ends; Carton of 100; 7.5000" O.A.L.
QTY	ROCKER PARTS	YEARS	PART NO.	DESCRIPTION
8	Arm	80-74	R-861 Std Only	Loc. L.H.
8	Arm	80-74	R-862 Std Only	Loc. R.H.
8	Arm, Bulk	80-74	R-861B Std Only	Loc. L.H.; Carton of 64
8	Arm, Bulk	80-74	R-862B Std Only	Loc. R.H.; Carton of 64
2	Rocker Shaft	80-74	RS-626 Std Only	
QTY	VALVE	YEARS	PART NO.	DESCRIPTION
8	Intake	80-74	V-1908 Std-15	2 groove; 1.8800" Head Dia., 0.3725" Stem Dia., 4.9810" O.A.L.
QTY	VALVE GUIDE	YEARS	PART NO.	DESCRIPTION
8	Guide	80-74	VG-5007 Std Only	Loc. Exhaust; 0.3725" ID, 2.3800" O.A.L.
8	Guide	80-74	VG-5062 Std Only	Loc. Exhaust; 0.3735" ID, 2.3800" O.A.L.
8	Guide	80-74	VG-5007 Std Only	Loc. Intake; 0.3725" ID, 2.3800" O.A.L.
8	Guide	80-74	VG-5062 Std Only	Loc. Intake; 0.3735" ID, 2.3800" O.A.L.
8	Guide, Bulk	80-74	VG-5007B Std Only	Loc. Exhaust; Carton of 50; 0.3725" ID, 2.3800" O.A.L.
8	Guide, Bulk	80-74	VG-5007B Std Only	Loc. Intake; Carton of 50; 0.3725" ID, 2.3800" O.A.L.
QTY	VALVE SPRING	YEARS	PART NO.	DESCRIPTION
16	Spring	80-77	VS-510 Std Only	2.0000" Free Height
16	Spring	76-74	VS-678 Std Only	Incl. damper; 1.9400" Free Height

(continued on next page)

Chrysler Car (Incl. Chrysler, DeSoto, Dodge, Plymouth)

360 5.9L (5900cc) OHV V8 (16 Valve), 4" Bore (Chrysler Eng.), 4 Bbl. "VIN J" 1980-1974 **91**
(cont.)

QTY	VALVE SEAL	YEARS	PART NO.	DESCRIPTION
8	Valve Stem Seal	80-74	ST-2002 Std Only	Loc. Exh.; Exc. Eng. w/double valve springs; Installation requires valve guide machining; (PLY) Polyacrylate
8	Valve Stem Seal	80-74	MV-1918 Std Only	Loc. Exh.; Umbrella type; (VTN) Viton®
8	Valve Stem Seal	80-74	ST-2002 Std Only	Loc. Int.; Exc. Eng. w/double valve springs; Installation requires valve guide machining; (PLY) Polyacrylate
8	Valve Stem Seal	80-74	ST-2048 Std Only	Loc. Int.; O.E. design; Positive type; (VTN) Viton®
8	Valve Stem Seal Bulk	80-74	ST-2002BC Std Only	Loc. Exh.; Exc. Eng. w/double valve springs; Positive type; Installation requires valve guide machining; Carton of 100; (PLY) Polyacrylate
8	Valve Stem Seal Bulk	80-74	ST-2002BC Std Only	Loc. Int.; Exc. Eng. w/double valve springs; Positive type; Installation requires valve guide machining; Carton of 100; (PLY) Polyacrylate
VALVE TRAIN				
QTY	VALVE SEAT	YEARS	PART NO.	DESCRIPTION
8	Seat	80-74	245-1750-2 Std Only	Loc. Exh.; 1.7550" OD, 1.5000" ID, 0.2160" Depth
8	Seat	80-74	245-1750-2N Std Only	Loc. Exh.; Premium Material; 1.7550" OD, 1.5000" ID, 0.2160" Depth
8	Seat	80-74	245-2000-1 Std Only	Loc. Int.; 2.0055" OD, 1.7500" ID, 0.2160" Depth
QTY	VALVE, MISC	YEARS	PART NO.	DESCRIPTION
16	Keeper	80-74	VK-66 Std Only	2 groove
16	Keeper	80-74	VK-66R Std Only	2 groove; Hardened
16	Keeper	80-74	VK-174 Std Only	4 groove
16	Keeper	80-74	VK-174R Std Only	4 groove; Hardened
16	Spring Insert	80-74	259-103C Std Only	.015"; ID 1.030"; Carton of 100
16	Spring Insert	80-74	259-103B Std Only	.030"; ID 1.030"; Carton of 100
16	Spring Insert	80-74	259-103BRS Std Only	.030"; ID 1.030"; Carton of 500
16	Spring Insert	80-74	259-103A Std Only	.060"; ID 1.030"; Carton of 100
16	Spring Insert	80-74	259-103ARS Std Only	.060"; ID 1.030"; Carton of 500
BLOCK				
QTY	PISTON	YEARS	PART NO.	DESCRIPTION
8	Cast Piston	80-74	405P Std-20-30-40-60	Cast; .9842" Pin Dia.; 2 Rings 5/64 Groove, 1 Ring 3/16 Groove, 1.576 CD, Recessed Head .070 deep x 3.140 dia. - 8.0:1 C.R.
8	Cast Piston	80-74	405CP 60 60	Cast; .9842" Pin Dia.; 2 Rings 5/64 Groove, 1 Ring 3/16 Groove, 1.576 CD, Recessed Head .070 deep x 3.140 dia. - 8.0:1 C.R.; DUROSHIELD® skirt coated piston
8	Cast Piston - Individual	80-74	W405P Std-20-30-40-60	Cast; .9842" Pin Dia.; 2 Rings 5/64 Groove, 1 Ring 3/16 Groove, 1.576 CD, Recessed Head .070 deep x 3.140 dia. - 8.0:1 C.R.
1	Cast Piston Set w/Prem. Rings	80-74	8K405P 30 30-40-60	Cast; .9842" Pin Dia.; 2 Rings 5/64 Groove, 1 Ring 3/16 Groove, 1.576 CD, Recessed Head .070 deep x 3.140 dia. - 8.0:1 C.R.
1	Cast Piston Set w/Econ. Rings	80-74	8X405P 30 30-40-60	Cast; .9842" Pin Dia.; 2 Rings 5/64 Groove, 1 Ring 3/16 Groove, 1.576 CD, Recessed Head .070 deep x 3.140 dia. - 8.0:1 C.R.
QTY	RINGS	YEARS	PART NO.	DESCRIPTION
1	Premium Set	80-74	E-251KC Std-20-30-40-60	2-5/64, 1-3/16; Premium Chrome
1	Premium Set	80-74	E-251K Std-10-20-30-40-60	2-5/64, 1-3/16; Premium Moly
1	Premium Set	80-74	R-9903 Std-20-30-60	2-5/64, 1-3/16; Speed-Pro plasma-moly Perf. ring set
1	Standard Set	80-74	E-251X Std-10-20-30-40-60-80	2-5/64, 1-3/16; Iron
8	Premium Single Cylinder Set	80-74	WE-251K Std-30-40-60	2-5/64, 1-3/16; Premium Moly
8	Standard Single Cylinder Set	80-74	WE-251X Std-30-40-60	2-5/64, 1-3/16; Iron
QTY	SLEEVE	YEARS	PART NO.	DESCRIPTION
8	Repair Sleeve	80-74	SL-22Y Std Only	1/8" wall, must be cut to correct length; O.A.L. 10.250"
8	Repair Sleeve	80-74	SL-22M Std Only	3/32" wall, must be cut to correct length; O.A.L. 10.250"
QTY	ENGINE BEARINGS	YEARS	PART NO.	DESCRIPTION
1	Main Set	80-74	4999MA Std-1-10-20-30	A-Series aluminum bearings ; w/3.910" max. flange OD
1	Main Set	80-74	120M Std-10	Race Performance; 3/4 grooved; Tri-metal copper-lead; w/3.910" max. flange OD
1	Rod Set	80-74	8-2130CP Std-1-10-20-30-40-50	8-2130CA 60 avail. as unplated & resizeable
1	Rod Set	80-74	8-7125CH Std-1X-10	Race Performance
1	Rod Set	80-74	8-2130CA 60 60	Unplated & resizeable
1	Rod Set	80-74	8-2130CP 10X2 10X2	Use in .002" O/S Rod Bore
8	Rod Pair	80-74	2130CP Std-1-2-10-20-30-40	
1	Cam Set	80-79	1484M Std Only	
1	Cam Set	78-74	1451M Std Only	VINTAGE; .760" length ctr. brg.
QTY	OIL PUMP	YEARS	PART NO.	DESCRIPTION
1	Oil Pump	80-74	224-4166	
1	Oil Pump	80-74	224-4166V	High Volume, check pan for clearance
1	Inter. Shaft	80-74	224-6166	
1	Screen Assy.	80	224-1166	
BLOCK				

(continued on next page)

Chrysler Car (Incl. Chrysler, DeSoto, Dodge, Plymouth)

91 360 5.9L (5900cc) OHV V8 (16 Valve), 4" Bore (Chrysler Eng.), 4 Bbl. "VIN J" 1980-1974
(cont.)

B L O C K	QTY	OIL PUMP (cont.)	YEARS	PART NO.	DESCRIPTION	B L O C K
	1	Screen Assy.	79	224-1166	Exc. Chrysler New Yorker Base, Newport Base	
	1	Screen Assy.	78	224-1166	Exc. Chrysler New Yorker Brougham, Newport Base Dodge Monaco Base, Brougham, Crestwood	
	1	Screen Assy.	78	224-1266	Chrysler New Yorker Brougham, Newport Base Dodge Monaco Base, Brougham, Crestwood	
	1	Screen Assy.	77	224-1166	Chrysler Cordoba Base Dodge Charger Special Edition, Diplomat Base, Medallion Plymouth Volare Base, Custom, Premier	
	1	Screen Assy.	77	224-1266	Exc. Chrysler Cordoba Base Dodge Charger Special Edition, Diplomat Base, Medallion, Royal Monaco Base, Brougham Plymouth Volare Base, Custom, Premier	
	1	Screen Assy.	76	224-1166	Chrysler Cordoba Base Dodge Charger Base, Special Edition, Sport, Coronet Base, Brougham, Crestwood Plymouth Volare Base, Custom, Premier, Road Runner	
	1	Screen Assy.	76	224-1266	Exc. Chrysler Cordoba Base Dodge Charger Base, Special Edition, Sport, Coronet Base, Brougham, Crestwood Plymouth Volare Base, Custom, Premier, Road Runner	
	1	Screen Assy.	75	224-1166	Chrysler Cordoba Base Dodge Charger Special Edition, Coronet Base, Brougham, Crestwood, Custom	
	1	Screen Assy.	75	224-1266	Exc. Chrysler Cordoba Base Dodge Charger Special Edition, Coronet Base, Brougham, Crestwood, Custom	
1	Screen Assy.	74	224-1166	Dodge Charger Base, Special Edition, Coronet Base, Crestwood, Custom Plymouth Satellite Base, Custom, Regent, Sebring, Sebring Plus		
1	Screen Assy.	74	224-1266	Exc. Dodge Charger Base, Special Edition, Coronet Base, Crestwood, Custom Plymouth Satellite Base, Custom, Regent, Sebring, Sebring Plus		
QTY	GASKETS	YEARS	PART NO.	DESCRIPTION		
1	Kit Gasket Set	80-79	260-1095	Premium valve stem seals incl.		
1	Kit Gasket Set	78-76	260-1033	Exc. Hi-Perf. eng.; Premium valve stem seals incl.		
1	Kit Gasket Set	78-76	260-1095	Hi-Perf. eng.; Premium valve stem seals incl.		
1	Kit Gasket Set	75-74	260-1033	Premium valve stem seals incl.		
QTY	FREEZE PLUGS	YEARS	PART NO.	DESCRIPTION		
1	Brass Block Plug Kit	80-74	381-8010			
1	Steel Block Plug Kit	80-74	381-4014			
1	Brass Deep Cup Freeze Plug	80-74	381-9001	VINTAGE; 1.625" Diameter		
1	Brass Shallow Cup Freeze Plug	80-74	381-7110	1.250" Diameter		
1	Steel Deep Cup Freeze Plug	80-74	381-3041	1.625" Diameter		
1	Steel Deep Cup Freeze Plug	80-74	381-3054	19/32" Diameter		
1	Steel Disc Type Freeze Plug	80-74	381-1020	1.875" Diameter		
1	Steel Shallow Cup Freeze Plug	80-74	381-3099	1.250" Diameter		
K I T S	RE-RING KIT				PREMIUM KIT NO.	ECONOMY KIT NO.
	YEARS	DESCRIPTION				
	80-79	Premium valve stem seals incl.	Re-ring		205-683A	205-183A
	78-76	Exc. Hi-Perf. Eng.s.; Premium valve stem seals incl.	Re-ring		205-622A	205-122A
	78-76	Hi-Perf. Eng.s.; Premium valve stem seals incl.	Re-ring		205-683A	205-183A
	75-74	Premium valve stem seals incl.	Re-ring		205-622A	205-122A
	80-79	Incl. A-Series aluminum bearings ; w/3.910" max. brg. flange OD; Premium valve stem seals incl.	Re-ring w/Mains		205-683AM	205-183AM
	78-76	Exc. Hi-Perf. Eng.s.; Incl. A-Series aluminum bearings ; w/3.910" max. brg. flange OD; Premium valve stem seals incl.	Re-ring w/Mains		205-622AM	205-122AM
	78-76	Hi-Perf. Eng.s.; Incl. A-Series aluminum bearings ; w/3.910" max. brg. flange OD; Premium valve stem seals incl.	Re-ring w/Mains		205-683AM	205-183AM
	75-74	Incl. A-Series aluminum bearings ; w/3.910" max. brg. flange OD; Premium valve stem seals incl.	Re-ring w/Mains		205-622AM	205-122AM
OVERHAUL KIT				PREMIUM KIT NO.	ECONOMY KIT NO.	
YEARS	DESCRIPTION					
80-79	Premium valve stem seals incl.; Incl. double rlr. type chain	Master w/o Rods & Mains		505-683C	505-183C	
80-79	Incl. A-Series aluminum bearings ; w/3.910" max. brg. flange OD; Premium valve stem seals incl.; Incl. double rlr. type chain	Master		MKP-683C	MKP-183C	

(continued on next page)

Chrysler Car (Incl. Chrysler, DeSoto, Dodge, Plymouth)

360 5.9L (5900cc) OHV V8 (16 Valve), 4" Bore (Chrysler Eng.), 4 Bbl. "VIN J" 1980-1974 91
(cont.)

OVERHAUL KIT (cont.)

YEARS DESCRIPTION

80-79 Incl. **A-Series aluminum bearings**; w/3.910" max. brg. Master w/o Pistons
flange OD; Premium valve stem seals incl.; Incl. double
rlr. type chain

**PREMIUM
KIT NO.
MK-683C**

**ECONOMY
KIT NO.
MK-183C**

360 5.9L (5900cc) OHV V8 (16 Valve), 4" Bore (Chrysler Eng.), 2 Bbl. "VIN K" 1980-1971 92

VALVE TRAIN	QTY	TIMING	YEARS	PART NO.	DESCRIPTION	VALVE TRAIN
	1	3 Piece Set	80-71	KT3-160S	Incl. double rlr. type chain; (1) 222-160; (1) 223-297; (1) 223-402	
	1	3 Piece Set	80-71	KT3-361S	Incl. silent type chain; (1) 222-361; (1) 223-358; (1) 223-359	
	1	3 Piece Set	73-72	KT3-160S	Plymouth Fury Custom Suburban, Sport Suburban, Suburban, Fury I Base, Fury II Base, Fury III Base, Gran Fury Base; H/D; Hi-Perf.; Incl. double rlr. type chain; (1) 222-160; (1) 223-297; (1) 223-402	
	1	3 Piece Set	73	KT3-160S	Dodge Coronet Base, Monaco Base, Polara Base, Custom; H/D; Incl. double rlr. type chain; (1) 222-160; (1) 223-297; (1) 223-402	
	1	3 Piece Set	72	KT3-160S	Dodge Monaco Base, Polara Custom; H/D; Incl. double rlr. type chain; (1) 222-160; (1) 223-297; (1) 223-402	
	1	3 Piece Set	72	KT3-160S	Dodge Polara Base; Premium; Incl. double rlr. type chain; (1) 222-160; (1) 223-297; (1) 223-402	
	1	3 Piece Set	71	KT3-160S	Plymouth Fury Custom Suburban, Sport, Sport Suburban, Suburban, Fury I Base, Fury II Base, Fury III Base; H/D; Hi-Perf.; Incl. double rlr. type chain; (1) 222-160; (1) 223-297; (1) 223-402	
	1	3 Piece Set	71	KT3-160S	Dodge Monaco Base, Polara Base, Custom; H/D; Incl. double rlr. type chain; (1) 222-160; (1) 223-297; (1) 223-402	
	1	Timing Set w/Gaskets	80-71	CTS-3002	Incl. double rlr. type chain	
	1	Timing Set w/Gaskets	80-71	CTS-3000	Incl. silent type chain	
	1	Timing Chain	80-77	222-361	Exc. Hi-Perf. Eng's.; Silent type; 68 Links	
	1	Timing Chain	80-77	222-160	Hi-Perf. Eng's.; Double rlr.; 68 Links	
	1	Timing Chain	76-75	222-160	H/D; Hi-Perf.; Double rlr.; 68 Links	
	1	Timing Chain	76-71	222-361	Silent type; 68 Links	
	1	Timing Chain	74	222-160	Dodge Charger Base, Special Edition, Coronet Base, Crestwood, Custom, Monaco Base, Brougham, Custom; H/D; Double rlr.; 68 Links	
	1	Timing Chain	74	222-160	Plymouth Fury Police, Fury I Base, Fury II Base, Fury III Base, Gran Fury Base, Satellite Base, Custom, Regent, Sebring, Sebring Plus; H/D; Hi-Perf.; Double rlr.; 68 Links	
	1	Timing Chain	73	222-160	Dodge Coronet Base, Monaco Base, Polara Base, Custom; H/D; Double rlr.; 68 Links	
	1	Timing Chain	73-72	222-160	Plymouth Fury Custom Suburban, Sport Suburban, Suburban, Fury I Base, Fury II Base, Fury III Base, Gran Fury Base; H/D; Hi-Perf.; Double rlr.; 68 Links	
	1	Timing Chain	72	222-160	Dodge Monaco Base, Polara Custom; H/D; Double rlr.; 68 Links	
	1	Timing Chain	72	222-160	Dodge Polara Base; Premium; Double rlr.; 68 Links	
	1	Timing Chain	71	222-160	Dodge Monaco Base, Polara Base, Custom; H/D; Double rlr.; 68 Links	
	1	Timing Chain	71	222-160	Plymouth Fury Custom Suburban, Sport, Sport Suburban, Suburban, Fury I Base, Fury II Base, Fury III Base; H/D; Hi-Perf.; Double rlr.; 68 Links	
	1	Crank Sprocket	80-77	223-297	Double row; 23 Teeth	
	1	Crank Sprocket	80-71	223-359	Use w/silent type chain; .405" tooth width sprocket; 23 Teeth	
	1	Crank Sprocket	76-75	223-297	H/D; Hi-Perf.; Double row; 23 Teeth	
	1	Crank Sprocket	74-71	223-297	H/D; Double row; 23 Teeth	
	1	Crank Sprocket	74	223-297	Plymouth Fury Police, Fury I Base, Fury II Base, Fury III Base, Gran Fury Base, Satellite Base, Custom, Regent, Sebring, Sebring Plus; H/D; Hi-Perf.; Double row; 23 Teeth	
	1	Crank Sprocket	73-72	223-297	Plymouth Fury Custom Suburban, Sport Suburban, Suburban, Fury I Base, Fury II Base, Fury III Base, Gran Fury Base; H/D; Hi-Perf.; Double row; 23 Teeth	
	1	Crank Sprocket	72	223-297	Dodge Polara Base; Premium; Double row; 23 Teeth	
	1	Crank Sprocket	71	223-297	Plymouth Fury Custom Suburban, Sport, Sport Suburban, Suburban, Fury I Base, Fury II Base, Fury III Base; H/D; Hi-Perf.; Double row; 23 Teeth	
	1	Cam Sprocket	80-77	223-402	Double row; 46 Teeth	
	1	Cam Sprocket	80-71	223-358	Use w/silent type chain; 46 Teeth	
	1	Cam Sprocket	76-75	223-402	H/D; Hi-Perf.; Double row; 46 Teeth	
	1	Cam Sprocket	74-71	223-402	H/D; Double row; 46 Teeth	

(continued on next page)

Chrysler Car (Incl. Chrysler, DeSoto, Dodge, Plymouth)

92 360 5.9L (5900cc) OHV V8 (16 Valve), 4" Bore (Chrysler Eng.), 2 Bbl. "VIN K" 1980-1971
(cont.)

QTY	TIMING (cont.)	YEARS	PART NO.	DESCRIPTION
1	Cam Sprocket	74	223-402	Plymouth Fury Police, Fury I Base, Fury II Base, Fury III Base, Gran Fury Base, Satellite Base, Custom, Regent, Sebring, Sebring Plus; H/D; Hi-Perf.; Double row; 46 Teeth
1	Cam Sprocket	73-72	223-402	Plymouth Fury Custom Suburban, Sport Suburban, Suburban, Fury I Base, Fury II Base, Fury III Base, Gran Fury Base; H/D; Hi-Perf.; Double row; 46 Teeth
1	Cam Sprocket	72	223-402	Dodge Polara Base; Premium; Double row; 46 Teeth
1	Cam Sprocket	71	223-402	Plymouth Fury Custom Suburban, Sport, Sport Suburban, Suburban, Fury I Base, Fury II Base, Fury III Base; H/D; Hi-Perf.; Double row; 46 Teeth
QTY	CAMSHAFT/LIFTER	YEARS	PART NO.	DESCRIPTION
1	Camshaft	80-77	CS-665	Hydraulic, (050) Duration at .050 Lobe Lift, 203 Exh., 203 Int., 110 Degrees Lobe Separation
1	Camshaft	76-74	CS-665	w/o Calif. Emis.; Hydraulic, (050) Duration at .050 Lobe Lift, 203 Exh., 203 Int., 110 Degrees Lobe Separation
1	Camshaft	73-71	CS-665	Hydraulic, (050) Duration at .050 Lobe Lift, 203 Exh., 203 Int., 110 Degrees Lobe Separation
1	Prelube		55-403 Std Only	1.5 oz. packet
1	Prelube		55-400 Std Only	4 oz. bottle; 1.5 oz. packet No. 55-403 also avail.
16	Lifter	80-71	HT-2011 Std Only	Hyd.; w/2 grooves
16	Lifter	80-71	HT-2011R Std Only	Speed-Pro Hi-Revolution Hyd.
16	Lifter, Bulk	80-71	HT-2011B Std Only	Hyd.; w/2 grooves; Carton of 117
QTY	CAM KIT	YEARS	PART NO.	DESCRIPTION
1	Cam/Lifter Kit	80-77	KC-665	Hyd.; (1) 55-403B; (1) CS-665; (16) HT-2011
1	Cam/Lifter Kit	76-74	KC-665	w/o Calif. Emis.; Hyd.; (1) 55-403B; (1) CS-665; (16) HT-2011
1	Cam/Lifter Kit	73-71	KC-665	Hyd.; (1) 55-403B; (1) CS-665; (16) HT-2011
1	Cam/Lifter/Timing Kit	80-77	KCT-665	Hyd.; Incl. double rlr. type chain; (1) 55-403B; (1) CS-665; (16) HT-2011; (1) KT3-160S
1	Cam/Lifter/Timing Kit	80-77	KCT-665A	Hyd.; Incl. silent type chain; (1) 55-403B; (1) CS-665; (16) HT-2011; (1) KT3-361S
1	Cam/Lifter/Timing Kit	76-74	KCT-665A	w/o Calif. Emis.; Hyd.; Incl. silent type chain; (1) 55-403B; (1) CS-665; (16) HT-2011; (1) KT3-361S
1	Cam/Lifter/Timing Kit	73-71	KCT-665A	Hyd.; Incl. silent type chain; (1) 55-403B; (1) CS-665; (16) HT-2011; (1) KT3-361S
QTY	PUSH ROD	YEARS	PART NO.	DESCRIPTION
16	Push Rod	80-71	RP-3194 Std Only	.312" dia. ball at both ends; 7.5000" O.A.L.
16	Push Rod, Bulk	80-71	BRP-3194 Std Only	.312" dia. ball at both ends; Carton of 100; 7.5000" O.A.L.
QTY	ROCKER PARTS	YEARS	PART NO.	DESCRIPTION
8	Arm	80-71	R-861 Std Only	Loc. L.H.
8	Arm	80-71	R-862 Std Only	Loc. R.H.
8	Arm, Bulk	80-71	R-861B Std Only	Loc. L.H.; Carton of 64
8	Arm, Bulk	80-71	R-862B Std Only	Loc. R.H.; Carton of 64
2	Rocker Shaft	80-71	RS-626 Std Only	
QTY	VALVE	YEARS	PART NO.	DESCRIPTION
8	Exhaust	80-71	V-3925 Std-15	4 groove; Chrome plated stem; 1.6000" Head Dia., 0.3710" Stem Dia., 5.0050" O.A.L.
8	Intake	80-71	V-1908 Std-15	2 groove; 1.8800" Head Dia., 0.3725" Stem Dia., 4.9810" O.A.L.
QTY	VALVE GUIDE	YEARS	PART NO.	DESCRIPTION
8	Guide	80-71	VG-5007 Std Only	Loc. Exhaust; 0.3725" ID, 2.3800" O.A.L
8	Guide	80-71	VG-5062 Std Only	Loc. Exhaust; 0.3735" ID, 2.3800" O.A.L
8	Guide	80-71	VG-5007 Std Only	Loc. Intake; 0.3725" ID, 2.3800" O.A.L
8	Guide	80-71	VG-5062 Std Only	Loc. Intake; 0.3735" ID, 2.3800" O.A.L
8	Guide, Bulk	80-71	VG-5007B Std Only	Loc. Exhaust; Carton of 50; 0.3725" ID, 2.3800" O.A.L
8	Guide, Bulk	80-71	VG-5007B Std Only	Loc. Intake; Carton of 50; 0.3725" ID, 2.3800" O.A.L
QTY	VALVE SPRING	YEARS	PART NO.	DESCRIPTION
16	Spring	80-71	VS-510 Std Only	2.0000" Free Height
QTY	VALVE SEAL	YEARS	PART NO.	DESCRIPTION
8	Valve Stem Seal	80-71	ST-2002 Std Only	Loc. Exh.; Exc. Eng. w/double valve springs; Installation requires valve guide machining; (PLY) Polyacrylate
8	Valve Stem Seal	80-75	MV-1918 Std Only	Loc. Exh.; Umbrella type; (VTN) Viton®
8	Valve Stem Seal	80-71	ST-2002 Std Only	Loc. Int.; Exc. Eng. w/double valve springs; Installation requires valve guide machining; (PLY) Polyacrylate
8	Valve Stem Seal	80-74	ST-2048 Std Only	Loc. Int.; O.E. design; Positive type; (VTN) Viton®
8	Valve Stem Seal	73-71	MV-1771C Std Only	Loc. Exhaust; Umbrella type; (PLY) Polyacrylate
8	Valve Stem Seal	73-71	MV-1771C Std Only	Loc. Intake; Umbrella type; (PLY) Polyacrylate
8	Valve Stem Seal Bulk	80-71	ST-2002BC Std Only	Loc. Exh.; Exc. Eng. w/double valve springs; Positive type; Installation requires valve guide machining; Carton of 100; (PLY) Polyacrylate

VALVE TRAIN

VALVE TRAIN

(continued on next page)

Chrysler Car (Incl. Chrysler, DeSoto, Dodge, Plymouth)

360 5.9L (5900cc) OHV V8 (16 Valve), 4" Bore (Chrysler Eng.), 2 Bbl. "VIN K" 1980-1971 92
(cont.)

	QTY	VALVE SEAL (cont.)	YEARS	PART NO.	DESCRIPTION
VALVE TRAIN	8	Valve Stem Seal Bulk	80-71	ST-2002BC Std Only	Loc. Int.; Exc. Eng. w/double valve springs; Positive type; Installation requires valve guide machining; Carton of 100; (PLY) Polyacrylate
	8	Valve Stem Seal Bulk	73-71	MV-1771 Std Only	Loc. Exhaust; Umbrella type; Carton of 100; (PLY) Polyacrylate
	8	Valve Stem Seal Bulk	73-71	MV-1771 Std Only	Loc. Intake; Umbrella type; Carton of 100; (PLY) Polyacrylate
	8	VALVE SEAT	YEARS	PART NO.	DESCRIPTION
	8	Seat	80-71	245-1750-2 Std Only	Loc. Exh.; 1.7550" OD, 1.5000" ID, 0.2160" Depth
	8	Seat	80-71	245-1750-2N Std Only	Loc. Exh.; Premium Material; 1.7550" OD, 1.5000" ID, 0.2160" Depth
	8	Seat	80-71	245-2000-1 Std Only	Loc. Int.; 2.0055" OD, 1.7500" ID, 0.2160" Depth
	16	VALVE, MISC	YEARS	PART NO.	DESCRIPTION
	16	Keeper	80-71	VK-66 Std Only	2 groove
16	Keeper	80-71	VK-66R Std Only	2 groove; Hardened	
16	Keeper	80-71	VK-174 Std Only	4 groove	
16	Keeper	80-71	VK-174R Std Only	4 groove; Hardened	
16	Spring Insert	80-71	259-103C Std Only	.015"; ID 1.030"; Carton of 100	
16	Spring Insert	80-71	259-103B Std Only	.030"; ID 1.030"; Carton of 100	
16	Spring Insert	80-71	259-103BRS Std Only	.030"; ID 1.030"; Carton of 500	
16	Spring Insert	80-71	259-103A Std Only	.060"; ID 1.030"; Carton of 100	
16	Spring Insert	80-71	259-103ARS Std Only	.060"; ID 1.030"; Carton of 500	
BLOCK	8	PISTON	YEARS	PART NO.	DESCRIPTION
	8	Cast Piston	80-71	405P Std-20-30-40-60	Cast; .9842" Pin Dia.; 2 Rings 5/64 Groove, 1 Ring 3/16 Groove, 1.576 CD, Recessed Head .070 deep x 3.140 dia. - 8.0:1 C.R.
	8	Cast Piston	80-71	405CP 60 60	Cast; .9842" Pin Dia.; 2 Rings 5/64 Groove, 1 Ring 3/16 Groove, 1.576 CD, Recessed Head .070 deep x 3.140 dia. - 8.0:1 C.R.; DUROSHIELD® skirt coated piston
	8	Cast Piston - Individual	80-71	W405P Std-20-30-40-60	Cast; .9842" Pin Dia.; 2 Rings 5/64 Groove, 1 Ring 3/16 Groove, 1.576 CD, Recessed Head .070 deep x 3.140 dia. - 8.0:1 C.R.
	1	Cast Piston Set w/Prem. Rings	80-71	8K405P 30 30-40-60	Cast; .9842" Pin Dia.; 2 Rings 5/64 Groove, 1 Ring 3/16 Groove, 1.576 CD, Recessed Head .070 deep x 3.140 dia. - 8.0:1 C.R.
	1	Cast Piston Set w/Econ. Rings	80-71	8X405P 30 30-40-60	Cast; .9842" Pin Dia.; 2 Rings 5/64 Groove, 1 Ring 3/16 Groove, 1.576 CD, Recessed Head .070 deep x 3.140 dia. - 8.0:1 C.R.
	1	RINGS	YEARS	PART NO.	DESCRIPTION
	1	Premium Set	80-71	E-251KC Std-20-30-40-60	2-5/64, 1-3/16; Premium Chrome
	1	Premium Set	80-71	E-251K Std-10-20-30-40-60	2-5/64, 1-3/16; Premium Moly
	1	Premium Set	80-71	R-9903 Std-20-30-60	2-5/64, 1-3/16; Speed-Pro plasma-moly Perf. ring set
	1	Standard Set	80-71	E-251X Std-10-20-30-40-60-80	2-5/64, 1-3/16; Iron
	8	Premium Single Cylinder Set	80-71	WE-251K Std-30-40-60	2-5/64, 1-3/16; Premium Moly
	8	Standard Single Cylinder Set	80-71	WE-251X Std-30-40-60	2-5/64, 1-3/16; Iron
	8	SLEEVE	YEARS	PART NO.	DESCRIPTION
	8	Repair Sleeve	80-71	SL-22Y Std Only	1/8" wall, must be cut to correct length; O.A.L. 10.250"
	8	Repair Sleeve	80-71	SL-22M Std Only	3/32" wall, must be cut to correct length; O.A.L. 10.250"
	1	ENGINE BEARINGS	YEARS	PART NO.	DESCRIPTION
	1	Main Set	80-74	4999MA Std-1-10-20-30	A-Series aluminum bearings ; w/3.910" max. flange OD Race Performance; 3/4 grooved; Tri-metal copper-lead; w/3.910" max. flange OD
	1	Main Set	80-74	120M Std-10	
	1	Main Set	73-71	4948MA Std-10-20-30	VINTAGE; A-Series aluminum bearings ; w/3.685" max. flange OD
	1	Rod Set	80-71	8-2130CP Std-1-10-20-30-40-50	8-2130CA 60 avail. as unplated & resizeable
	1	Rod Set	80-71	8-7125CH Std-1X-10	Race Performance
	1	Rod Set	80-71	8-2130CA 60 60	Unplated & resizeable
	1	Rod Set	80-71	8-2130CP 10X2 10X2	Use in .002" O/S Rod Bore
	8	Rod Pair	80-71	2130CP Std-1-2-10-20-30-40	
1	Cam Set	80-79	1484M Std Only		
1	Cam Set	78-71	1451M Std Only	VINTAGE; .760" length ctr. brg.	
1	OIL PUMP	YEARS	PART NO.	DESCRIPTION	
1	Oil Pump	80-71	224-4166		
1	Oil Pump	80-71	224-4166V	High Volume, check pan for clearance	
1	Inter. Shaft	80-71	224-6166		
1	Screen Assy.	80-79	224-1166	Exc. Chrysler New Yorker Base, Newport Base	
1	Screen Assy.	78	224-1166	Exc. Chrysler New Yorker Brougham, Newport Base Dodge Monaco Base, Brougham, Crestwood	

(continued on next page)

Chrysler Car (Incl. Chrysler, DeSoto, Dodge, Plymouth)

92 360 5.9L (5900cc) OHV V8 (16 Valve), 4" Bore (Chrysler Eng.), 2 Bbl. "VIN K" 1980-1971
(cont.)

BLOCK	QTY	OIL PUMP (cont.)	YEARS	PART NO.	DESCRIPTION	BLOCK
	1	Screen Assy.	78	224-1266	Chrysler New Yorker Brougham, Newport Base Dodge Monaco Base, Brougham, Crestwood	
	1	Screen Assy.	77	224-1166	Chrysler Cordoba Base, LeBaron Base, Medallion Dodge Aspen Base, Custom, Special Edition, Charger Special Edition, Diplomat Base, Medallion Plymouth Volare Base, Custom, Premier	
	1	Screen Assy.	77	224-1266	Chrysler New Yorker Brougham, Newport Base Dodge Monaco Base, Brougham, Crestwood Plymouth Fury Base, Salon, Sport, Sport Suburban, Suburban, Gran Fury Base, Brougham, Sport, Sport Suburban, Suburban	
	1	Screen Assy.	76	224-1166	Exc. Chrysler Newport Base, Custom Dodge Monaco Base, Royal Monaco Base, Brougham Plymouth Fury Base, Salon, Sport, Sport Suburban, Suburban, Gran Fury Base, Brougham, Custom, Custom Suburban, Sport, Sport Suburban, Suburban	
	1	Screen Assy.	76	224-1266	Chrysler Newport Base, Custom Dodge Monaco Base, Royal Monaco Base, Brougham Plymouth Fury Base, Salon, Sport, Sport Suburban, Suburban, Gran Fury Base, Brougham, Custom, Custom Suburban, Sport, Sport Suburban, Suburban	
	1	Screen Assy.	75	224-1166	Exc. Chrysler Newport Base, Custom Dodge Monaco Base, Royal Monaco Base, Brougham Plymouth Fury Base, Custom, Custom Suburban, Sport, Sport Suburban, Suburban, Gran Fury Base, Brougham, Custom, Custom Suburban, Sport, Sport Suburban, Suburban	
	1	Screen Assy.	75	224-1266	Chrysler Newport Base, Custom Dodge Monaco Base, Royal Monaco Base, Brougham Plymouth Fury Base, Custom, Custom Suburban, Sport, Sport Suburban, Suburban, Gran Fury Base, Brougham, Custom, Custom Suburban, Sport, Sport Suburban, Suburban	
	1	Screen Assy.	74	224-1166	Exc. Chrysler Newport Base, Custom Dodge Monaco Base, Brougham, Custom Plymouth Fury Custom Suburban, Police, Sport Suburban, Suburban, Fury I Base, Fury II Base, Fury III Base, Gran Fury Base	
	1	Screen Assy.	74	224-1266	Chrysler Newport Base, Custom Dodge Monaco Base, Brougham, Custom Plymouth Fury Custom Suburban, Police, Sport Suburban, Suburban, Fury I Base, Fury II Base, Fury III Base, Gran Fury Base	
1	Screen Assy.	73	224-1166	Exc. Chrysler Newport Base, Custom		
1	Screen Assy.	72	224-1166	Exc. Chrysler Newport Custom, Royal		
1	Screen Assy.	71	224-1166	Exc. Chrysler Newport Base, Custom		
QTY	GASKETS	YEARS	PART NO.	DESCRIPTION		
1	Kit Gasket Set	80-79	260-1095	Premium valve stem seals incl.		
1	Kit Gasket Set	78-76	260-1033	Exc. Hi-Perf. eng.; Premium valve stem seals incl.		
1	Kit Gasket Set	78-76	260-1095	Hi-Perf. eng.; Premium valve stem seals incl.		
1	Kit Gasket Set	75-71	260-1033	Premium valve stem seals incl.		
QTY	FREEZE PLUGS	YEARS	PART NO.	DESCRIPTION		
1	Brass Block Plug Kit	80-71	381-8010			
1	Steel Block Plug Kit	80-71	381-4014			
1	Brass Deep Cup Freeze Plug	80-71	381-9001	VINTAGE; 1.625" Diameter		
1	Brass Shallow Cup Freeze Plug	80-71	381-7110	1.250" Diameter		
1	Steel Deep Cup Freeze Plug	80-71	381-3041	1.625" Diameter		
1	Steel Deep Cup Freeze Plug	80-71	381-3054	19/32" Diameter		
1	Steel Disc Type Freeze Plug	80-71	381-1020	1.875" Diameter		
1	Steel Shallow Cup Freeze Plug	80-71	381-3099	1.250" Diameter		
KITS	RE-RING KIT					
	YEARS	DESCRIPTION			PREMIUM KIT NO.	ECONOMY KIT NO.
	80-79	Premium valve stem seals incl.	Re-ring		205-683A	205-183A
	78-76	Exc. Hi-Perf. Eng.s.; Premium valve stem seals incl.	Re-ring		205-622A	205-122A
	75-71	Premium valve stem seals incl.	Re-ring		205-622A	205-122A
	80-79	Incl. A-Series aluminum bearings ; w/3.910" max. brg. flange OD; Premium valve stem seals incl.	Re-ring w/Mains		205-683AM	205-183AM
78-76	Exc. Hi-Perf. Eng.s.; Incl. A-Series aluminum bearings ; w/3.910" max. brg. flange OD; Premium valve stem seals incl.	Re-ring w/Mains		205-622AM	205-122AM	
75-74	Incl. A-Series aluminum bearings ; w/3.910" max. brg. flange OD; Premium valve stem seals incl.	Re-ring w/Mains		205-622AM	205-122AM	

(continued on next page)

Chrysler Car (Incl. Chrysler, DeSoto, Dodge, Plymouth)

360 5.9L (5900cc) OHV V8 (16 Valve), 4" Bore (Chrysler Eng.), 2 Bbl. "VIN K" 1980-1971 92
(cont.)

KITS	OVERHAUL KIT		PREMIUM KIT NO.	ECONOMY KIT NO.	KITS
	YEARS	DESCRIPTION			
	80-79	Premium valve stem seals incl.; Incl. double rlr. type chain	505-683C	505-183C	
	80-79	Incl. A-Series aluminum bearings ; w/3.910" max. brg. flange OD; Premium valve stem seals incl.; Incl. double rlr. type chain	MKP-683C	MKP-183C	
	80-79	Incl. A-Series aluminum bearings ; w/3.910" max. brg. flange OD; Premium valve stem seals incl.; Incl. double rlr. type chain	MK-683C	MK-183C	

360 5.9L (5900cc) OHV V8 (16 Valve), 4" Bore (Chrysler Eng.), 4 Bbl. "VIN L" 1980-1974 93

VALVE TRAIN	QTY	TIMING	YEARS	PART NO.	DESCRIPTION	VALVE TRAIN
		1	3 Piece Set	80-74	KT3-160S	
	1	3 Piece Set	80-74	KT3-361S	Incl. silent type chain; (1) 222-361; (1) 223-358; (1) 223-359	
	1	Timing Set w/Gaskets	80-74	CTS-3002	Incl. double rlr. type chain	
	1	Timing Set w/Gaskets	80-74	CTS-3000	Incl. silent type chain	
	1	Timing Chain	80-77	222-361	Exc. Hi-Perf. Eng's.; Silent type; 68 Links	
	1	Timing Chain	80-77	222-160	Hi-Perf. Eng's.; Double rlr.; 68 Links	
	1	Timing Chain	76-74	222-160	Double rlr.; 68 Links	
	1	Timing Chain	76-74	222-361	L/D; Silent type; 68 Links	
	1	Crank Sprocket	80-74	223-297	Double row; 23 Teeth	
	1	Crank Sprocket	80-77	223-359	Use w/silent type chain; .405" tooth width sprocket; 23 Teeth	
	1	Crank Sprocket	76-74	223-359	L/D; Use w/silent type chain; .405" tooth width sprocket; 23 Teeth	
	1	Cam Sprocket	80-74	223-402	Double row; 46 Teeth	
	1	Cam Sprocket	80-77	223-358	Use w/silent type chain; 46 Teeth	
	1	Cam Sprocket	76-74	223-358	L/D; Use w/silent type chain; 46 Teeth	
	QTY	CAMSHAFT/LIFTER	YEARS	PART NO.	DESCRIPTION	
	1	Camshaft	80-77	CS-665	Hydraulic, (050) Duration at .050 Lobe Lift, 203 Exh., 203 Int., 110 Degrees Lobe Separation	
	1	Camshaft	76-74	CS-644	VINTAGE; w/o Calif. Emis.; 0.442" Exh. Valve Lift, 0.429" Int. Valve Lift, Hydraulic, (050) Duration at .050 Lobe Lift, 220 Exh., 210 Int., 114 Degrees Lobe Separation	
	1	Prelube		55-403 Std Only	1.5 oz. packet	
	1	Prelube		55-400 Std Only	4 oz. bottle; 1.5 oz. packet No. 55-403 also avail.	
	16	Lifter	80-74	HT-2011 Std Only	Hyd.; w/2 grooves	
	16	Lifter	80-74	HT-2011R Std Only	Speed-Pro Hi-Revolution Hyd.	
	16	Lifter, Bulk	80-74	HT-2011B Std Only	Hyd.; w/2 grooves; Carton of 117	
	QTY	CAM KIT	YEARS	PART NO.	DESCRIPTION	
	1	Cam/Lifter Kit	80-77	KC-665	Hyd.; (1) 55-403B; (1) CS-665; (16) HT-2011	
	1	Cam/Lifter/Timing Kit	80-77	KCT-665	Hyd.; Incl. double rlr. type chain; (1) 55-403B; (1) CS-665; (16) HT-2011; (1) KT3-160S	
	1	Cam/Lifter/Timing Kit	80-77	KCT-665A	Hyd.; Incl. silent type chain; (1) 55-403B; (1) CS-665; (16) HT-2011; (1) KT3-361S	
	QTY	PUSH ROD	YEARS	PART NO.	DESCRIPTION	
	16	Push Rod	80-74	RP-3194 Std Only	.312" dia. ball at both ends; 7.5000" O.A.L.	
	16	Push Rod, Bulk	80-74	BRP-3194 Std Only	.312" dia. ball at both ends; Carton of 100; 7.5000" O.A.L.	
	QTY	ROCKER PARTS	YEARS	PART NO.	DESCRIPTION	
	8	Arm	80-74	R-861 Std Only	Loc. L.H.	
	8	Arm	80-74	R-862 Std Only	Loc. R.H.	
	8	Arm, Bulk	80-74	R-861B Std Only	Loc. L.H.; Carton of 64	
	8	Arm, Bulk	80-74	R-862B Std Only	Loc. R.H.; Carton of 64	
	2	Rocker Shaft	80-74	RS-626 Std Only		
	QTY	VALVE	YEARS	PART NO.	DESCRIPTION	
	8	Intake	80-74	V-1908 Std-15	2 groove; 1.8800" Head Dia., 0.3725" Stem Dia., 4.9810" O.A.L.	
	QTY	VALVE GUIDE	YEARS	PART NO.	DESCRIPTION	
	8	Guide	80-74	VG-5007 Std Only	Loc. Exhaust; 0.3725" ID, 2.3800" O.A.L.	
	8	Guide	80-74	VG-5062 Std Only	Loc. Exhaust; 0.3735" ID, 2.3800" O.A.L.	
	8	Guide	80-74	VG-5007 Std Only	Loc. Intake; 0.3725" ID, 2.3800" O.A.L.	
	8	Guide	80-74	VG-5062 Std Only	Loc. Intake; 0.3735" ID, 2.3800" O.A.L.	
	8	Guide, Bulk	80-74	VG-5007B Std Only	Loc. Exhaust; Carton of 50; 0.3725" ID, 2.3800" O.A.L.	
	8	Guide, Bulk	80-74	VG-5007B Std Only	Loc. Intake; Carton of 50; 0.3725" ID, 2.3800" O.A.L.	
	QTY	VALVE SPRING	YEARS	PART NO.	DESCRIPTION	
	16	Spring	80-77	VS-510 Std Only	2.0000" Free Height	
	16	Spring	76-74	VS-678 Std Only	Incl. damper; 1.9400" Free Height	

(continued on next page)

Chrysler Car (Incl. Chrysler, DeSoto, Dodge, Plymouth)

93 360 5.9L (5900cc) OHV V8 (16 Valve), 4" Bore (Chrysler Eng.), 4 Bbl. "VIN L" 1980-1974
(cont.)

QTY	VALVE SEAL	YEARS	PART NO.	DESCRIPTION
8	Valve Stem Seal	80-74	ST-2002 Std Only	Loc. Exh.; Exc. Eng. w/double valve springs; Installation requires valve guide machining; (PLY) Polyacrylate
8	Valve Stem Seal	80-74	MV-1918 Std Only	Loc. Exh.; Umbrella type; (VTN) Viton®
8	Valve Stem Seal	80-74	ST-2002 Std Only	Loc. Int.; Exc. Eng. w/double valve springs; Installation requires valve guide machining; (PLY) Polyacrylate
8	Valve Stem Seal	80-74	ST-2048 Std Only	Loc. Int.; O.E. design; Positive type; (VTN) Viton®
8	Valve Stem Seal	74	MV-1771C Std Only	Loc. Exh.; Umbrella type; (PLY) Polyacrylate
8	Valve Stem Seal Bulk	80-74	ST-2002BC Std Only	Loc. Exh.; Exc. Eng. w/double valve springs; Positive type; Installation requires valve guide machining; Carton of 100; (PLY) Polyacrylate
8	Valve Stem Seal Bulk	80-74	ST-2002BC Std Only	Loc. Int.; Exc. Eng. w/double valve springs; Positive type; Installation requires valve guide machining; Carton of 100; (PLY) Polyacrylate
8	Valve Stem Seal Bulk	74	MV-1771 Std Only	Loc. Exh.; Umbrella type; Carton of 100; (PLY) Polyacrylate
QTY	VALVE SEAT	YEARS	PART NO.	DESCRIPTION
8	Seat	80-74	245-1750-2 Std Only	Loc. Exh.; 1.7550" OD, 1.5000" ID, 0.2160" Depth
8	Seat	80-74	245-1750-2N Std Only	Loc. Exh.; Premium Material; 1.7550" OD, 1.5000" ID, 0.2160" Depth
8	Seat	80-74	245-2000-1 Std Only	Loc. Int.; 2.0055" OD, 1.7500" ID, 0.2160" Depth
QTY	VALVE, MISC	YEARS	PART NO.	DESCRIPTION
16	Keeper	80-74	VK-66 Std Only	2 groove
16	Keeper	80-74	VK-66R Std Only	2 groove; Hardened
16	Keeper	80-74	VK-174 Std Only	4 groove
16	Keeper	80-74	VK-174R Std Only	4 groove; Hardened
16	Spring Insert	80-74	259-103C Std Only	.015"; ID 1.030"; Carton of 100
16	Spring Insert	80-74	259-103B Std Only	.030"; ID 1.030"; Carton of 100
16	Spring Insert	80-74	259-103BRS Std Only	.030"; ID 1.030"; Carton of 500
16	Spring Insert	80-74	259-103A Std Only	.060"; ID 1.030"; Carton of 100
16	Spring Insert	80-74	259-103ARS Std Only	.060"; ID 1.030"; Carton of 500
QTY	PISTON	YEARS	PART NO.	DESCRIPTION
8	Cast Piston	80-74	405P Std-20-30-40-60	Cast; .9842" Pin Dia.; 2 Rings 5/64 Groove, 1 Ring 3/16 Groove, 1.576 CD, Recessed Head .070 deep x 3.140 dia. - 8.0:1 C.R.
8	Cast Piston	80-74	405CP 60 60	Cast; .9842" Pin Dia.; 2 Rings 5/64 Groove, 1 Ring 3/16 Groove, 1.576 CD, Recessed Head .070 deep x 3.140 dia. - 8.0:1 C.R.; DUROSHIELD® skirt coated piston
8	Cast Piston - Individual	80-74	W405P Std-20-30-40-60	Cast; .9842" Pin Dia.; 2 Rings 5/64 Groove, 1 Ring 3/16 Groove, 1.576 CD, Recessed Head .070 deep x 3.140 dia. - 8.0:1 C.R.
1	Cast Piston Set w/Prem. Rings	80-74	8K405P 30 30-40-60	Cast; .9842" Pin Dia.; 2 Rings 5/64 Groove, 1 Ring 3/16 Groove, 1.576 CD, Recessed Head .070 deep x 3.140 dia. - 8.0:1 C.R.
1	Cast Piston Set w/Econ. Rings	80-74	8X405P 30 30-40-60	Cast; .9842" Pin Dia.; 2 Rings 5/64 Groove, 1 Ring 3/16 Groove, 1.576 CD, Recessed Head .070 deep x 3.140 dia. - 8.0:1 C.R.
QTY	RINGS	YEARS	PART NO.	DESCRIPTION
1	Premium Set	80-74	E-251KC Std-20-30-40-60	2-5/64, 1-3/16; Premium Chrome
1	Premium Set	80-74	E-251K Std-10-20-30-40-60	2-5/64, 1-3/16; Premium Moly
1	Premium Set	80-74	R-9903 Std-20-30-60	2-5/64, 1-3/16; Speed-Pro plasma-moly Perf. ring set
1	Standard Set	80-74	E-251X Std-10-20-30-40-60-80	2-5/64, 1-3/16; Iron
8	Premium Single Cylinder Set	80-74	WE-251K Std-30-40-60	2-5/64, 1-3/16; Premium Moly
8	Standard Single Cylinder Set	80-74	WE-251X Std-30-40-60	2-5/64, 1-3/16; Iron
QTY	SLEEVE	YEARS	PART NO.	DESCRIPTION
8	Repair Sleeve	80-74	SL-22Y Std Only	1/8" wall, must be cut to correct length; O.A.L. 10.250"
8	Repair Sleeve	80-74	SL-22M Std Only	3/32" wall, must be cut to correct length; O.A.L. 10.250"
QTY	ENGINE BEARINGS	YEARS	PART NO.	DESCRIPTION
1	Main Set	80-74	4999MA Std-1-10-20-30	A-Series aluminum bearings ; w/3.910" max. flange OD
1	Main Set	80-74	120M Std-10	Race Performance; 3/4 grooved; Tri-metal copper-lead; w/3.910" max. flange OD
1	Rod Set	80-74	8-2130CP Std-1-10-20-30-40-50	8-2130CA 60 avail. as unplated & resizeable
1	Rod Set	80-74	8-7125CH Std-1X-10	Race Performance
1	Rod Set	80-74	8-2130CA 60 60	Unplated & resizeable
1	Rod Set	80-74	8-2130CP 10X2 10X2	Use in .002" O/S Rod Bore
8	Rod Pair	80-74	2130CP Std-1-2-10-20-30-40	
1	Cam Set	80-79	1484M Std Only	
1	Cam Set	78-74	1451M Std Only	VINTAGE; .760" length ctr. brg.
QTY	OIL PUMP	YEARS	PART NO.	DESCRIPTION
1	Oil Pump	80-74	224-4166	
1	Oil Pump	80-74	224-4166V	High Volume, check pan for clearance

(continued on next page)

Chrysler Car (Incl. Chrysler, DeSoto, Dodge, Plymouth)

360 5.9L (5900cc) OHV V8 (16 Valve), 4" Bore (Chrysler Eng.), 4 Bbl. "VIN L" 1980-1974 **93**
(cont.)

	QTY	OIL PUMP (cont.)	YEARS	PART NO.	DESCRIPTION		
BLOCK	1	Inter. Shaft	80-74	224-6166			
	1	Screen Assy.	80	224-1166	Exc. Chrysler Cordoba 300, Base, Crown, LS		
	1	Screen Assy.	79	224-1166	Exc. Chrysler New Yorker Base, Newport Base		
	1	Screen Assy.	78	224-1166	Exc. Dodge Monaco Base, Brougham, Crestwood		
	1	Screen Assy.	78	224-1266	Dodge Monaco Base, Brougham, Crestwood		
	1	Screen Assy.	77	224-1166	Exc. Dodge Monaco Base, Brougham, Crestwood I Plymouth Fury Base, Salon, Sport, Sport Suburban, Suburban		
	1	Screen Assy.	77	224-1266	Dodge Monaco Base, Brougham, Crestwood I Plymouth Fury Base, Salon, Sport, Sport Suburban, Suburban		
	1	Screen Assy.	76	224-1166	Exc. Dodge Monaco Base I Plymouth Fury Base, Salon, Sport, Sport Suburban, Suburban		
	1	Screen Assy.	76	224-1266	Dodge Monaco Base I Plymouth Fury Base, Salon, Sport, Sport Suburban, Suburban		
	1	Screen Assy.	75	224-1166	Exc. Dodge Monaco Base, Royal Monaco Base, Brougham I Plymouth Fury Base, Custom, Custom Suburban, Sport, Sport Suburban, Suburban		
	1	Screen Assy.	75	224-1266	Dodge Monaco Base, Royal Monaco Base, Brougham I Plymouth Fury Base, Custom, Custom Suburban, Sport, Sport Suburban, Suburban		
	1	Screen Assy.	74	224-1166	Exc. Dodge Monaco Base, Brougham, Custom		
	1	Screen Assy.	74	224-1266	Dodge Monaco Base, Brougham, Custom		
		QTY	GASKETS	YEARS	PART NO.	DESCRIPTION	
		1	Kit Gasket Set	80-79	260-1095	Premium valve stem seals incl.	
	1	Kit Gasket Set	78-76	260-1033	Exc. Hi-Perf. eng.; Premium valve stem seals incl.		
	1	Kit Gasket Set	78-76	260-1095	Hi-Perf. eng.; Premium valve stem seals incl.		
	1	Kit Gasket Set	75-74	260-1033	Premium valve stem seals incl.		
	QTY	FREEZE PLUGS	YEARS	PART NO.	DESCRIPTION		
	1	Brass Block Plug Kit	80-74	381-8010			
	1	Steel Block Plug Kit	80-74	381-4014			
	1	Brass Deep Cup Freeze Plug	80-74	381-9001	VINTAGE; 1.625" Diameter		
	1	Brass Shallow Cup Freeze Plug	80-74	381-7110	1.250" Diameter		
	1	Steel Deep Cup Freeze Plug	80-74	381-3041	1.625" Diameter		
	1	Steel Deep Cup Freeze Plug	80-74	381-3054	1.9/32" Diameter		
	1	Steel Disc Type Freeze Plug	80-74	381-1020	1.875" Diameter		
	1	Steel Shallow Cup Freeze Plug	80-74	381-3099	1.250" Diameter		
KITS	RE-RING KIT		YEARS	DESCRIPTION		PREMIUM KIT NO.	ECONOMY KIT NO.
		80-79	Premium valve stem seals incl.	Re-ring		205-683A	205-183A
		78-76	Exc. Hi-Perf. Eng.s.; Premium valve stem seals incl.	Re-ring		205-622A	205-122A
		78-76	Hi-Perf. Eng.s.; Premium valve stem seals incl.	Re-ring		205-683A	205-183A
		75-74	Premium valve stem seals incl.	Re-ring		205-622A	205-122A
		80-79	Incl. A-Series aluminum bearings ; w/3.910" max. brg. flange OD; Premium valve stem seals incl.	Re-ring w/Mains		205-683AM	205-183AM
		78-76	Exc. Hi-Perf. Eng.s.; Incl. A-Series aluminum bearings ; w/3.910" max. brg. flange OD; Premium valve stem seals incl.	Re-ring w/Mains		205-622AM	205-122AM
		78-76	Hi-Perf. Eng.s.; Incl. A-Series aluminum bearings ; w/3.910" max. brg. flange OD; Premium valve stem seals incl.	Re-ring w/Mains		205-683AM	205-183AM
		75-74	Incl. A-Series aluminum bearings ; w/3.910" max. brg. flange OD; Premium valve stem seals incl.	Re-ring w/Mains		205-622AM	205-122AM
	OVERHAUL KIT		YEARS	DESCRIPTION		PREMIUM KIT NO.	ECONOMY KIT NO.
		80	Exc. Chrysler Cordoba 300, Base, Crown, LS; Premium valve stem seals incl.; Incl. double rlr. type chain	Master w/o Rods & Mains		505-683C	505-183C
		79	Premium valve stem seals incl.; Incl. double rlr. type chain	Master w/o Rods & Mains		505-683C	505-183C
		80	Exc. Chrysler Cordoba 300, Base, Crown, LS; Incl. A-Series aluminum bearings ; w/3.910" max. brg. flange OD; Premium valve stem seals incl.; Incl. double rlr. type chain	Master		MKP-683C	MKP-183C
		79	Incl. A-Series aluminum bearings ; w/3.910" max. brg. flange OD; Premium valve stem seals incl.; Incl. double rlr. type chain	Master		MKP-683C	MKP-183C

(continued on next page)

Chrysler Car (Incl. Chrysler, DeSoto, Dodge, Plymouth)

93 360 5.9L (5900cc) OHV V8 (16 Valve), 4" Bore (Chrysler Eng.), 4 Bbl. "VIN L" 1980-1974
(cont.)

K I T S	OVERHAUL KIT (cont.)		PREMIUM KIT NO.	ECONOMY KIT NO.	K I T S
	YEARS	DESCRIPTION			
80		Exc. Chrysler Cordoba 300, Base, Crown, LS; Incl. A-Series aluminum bearings ; w/3.910" max. brg. flange OD; Premium valve stem seals incl.; Incl. double rlr. type chain	Master w/o Pistons	MK-683C	MK-183C
79		Incl. A-Series aluminum bearings ; w/3.910" max. brg. flange OD; Premium valve stem seals incl.; Incl. double rlr. type chain	Master w/o Pistons	MK-683C	MK-183C

94 361 5.9L (5917cc) OHV V8 (16 Valve), 4.125" Bore (Chrysler Eng.), 2 Bbl. "VIN F" 1966

V A L V E T R A I N	QTY	TIMING	YEARS	PART NO.	DESCRIPTION	V A L V E T R A I N
	1	3 Piece Set	66	KT3-168S	VINTAGE; Incl. rlr. type chain; (1) 222-168; (1) 223-339; (1) 223-380	
1	3 Piece Set	66	KT3-501S	VINTAGE; Incl. silent type chain; 223-366 & 223-367 not sold separately; (1) 222-501; (1) 223-366; (1) 223-367		
1	Timing Chain	66	222-168	Double rlr.; 66 Links		
1	Timing Chain	66	222-501	Silent type; 50 Links		
QTY	CAMSHAFT/LIFTER	YEARS	PART NO.	DESCRIPTION		
1	Camshaft	66	CS-327	VINTAGE; Hydraulic, (050) Duration at .050 Lobe Lift, 209 Exh., 206 Int., 113 Degrees Lobe Separation		
1	Prelube		55-403 Std Only	1.5 oz. packet		
1	Prelube		55-400 Std Only	4 oz. bottle; 1.5 oz. packet No. 55-403 also avail.		
16	Lifter	66	HT-812 Std Only	VINTAGE; Hyd.; 1.830" - 1.860" Length		
16	Lifter, Bulk	66	HT-812B Std Only	VINTAGE; Hyd.; Carton of 117; 1.830" - 1.860" Length		
QTY	PUSH ROD	YEARS	PART NO.	DESCRIPTION		
16	Push Rod	66	RP-3031 Std Only	VINTAGE; Exc. Hi-Perf. Eng.; 8.6450" O.A.L.		
QTY	ROCKER PARTS	YEARS	PART NO.	DESCRIPTION		
8	Arm	66	R-829 Std Only	VINTAGE; Loc. L.H.		
8	Arm	66	R-828 Std Only	VINTAGE; Loc. R.H.		
2	Rocker Shaft	66	RS-612 Std Only	VINTAGE		
QTY	VALVE	YEARS	PART NO.	DESCRIPTION		
8	Exhaust	66	V-1339 Std Only	VINTAGE; 1.5980" Head Dia., 0.3715" Stem Dia., 4.8900" O.A.L.		
8	Intake	66	V-1386 Std Only	VINTAGE; 2.0800" Head Dia., 0.3725" Stem Dia., 4.8685" O.A.L.		
QTY	VALVE SPRING	YEARS	PART NO.	DESCRIPTION		
16	Spring	66	VS-673 Std Only	VINTAGE; 2.5800" Free Height		
QTY	VALVE SEAL	YEARS	PART NO.	DESCRIPTION		
16	Valve Stem Seal	66	ST-2002 Std Only	Exc. Eng. w/double valve springs; Installation requires valve guide machining; (PLY) Polyacrylate		
16	Valve Stem Seal	66	MV-1707C Std Only	VINTAGE; Umbrella type; (NTRL) Nitrile		
16	Valve Stem Seal Bulk	66	ST-2002BC Std Only	Exc. Eng. w/double valve springs; Positive type; Installation requires valve guide machining; Carton of 100; (PLY) Polyacrylate		
16	Valve Stem Seal Bulk	66	MV-1707 Std Only	Umbrella type; Carton of 100; (NTRL) Nitrile		
QTY	VALVE SEAT	YEARS	PART NO.	DESCRIPTION		
8	Seat	66	245-1750-2 Std Only	Loc. Exh.; 1.7550" OD, 1.5000" ID, 0.2160" Depth		
8	Seat	66	245-1750-2N Std Only	Loc. Exh.; Premium Material; 1.7550" OD, 1.5000" ID, 0.2160" Depth		
8	Seat	66	245-2250-1 Std Only	Loc. Int.; Machine ID to fit; 2.2555" OD, 1.9375" ID, 0.1855" Depth		
QTY	VALVE, MISC	YEARS	PART NO.	DESCRIPTION		
16	Keeper	66	VK-174 Std Only	Loc. Exh.; 4 groove		
16	Keeper	66	VK-174R Std Only	Loc. Exh.; 4 groove; Hardened		
16	Keeper	66	VK-66 Std Only	Loc. Int.; 2 groove		
16	Keeper	66	VK-66R Std Only	Loc. Int.; 2 groove; Hardened		
16	Spring Insert	66	259-103C Std Only	.015"; ID 1.030"; Carton of 100		
16	Spring Insert	66	259-103B Std Only	.030"; ID 1.030"; Carton of 100		
16	Spring Insert	66	259-103BRS Std Only	.030"; ID 1.030"; Carton of 500		
16	Spring Insert	66	259-103A Std Only	.060"; ID 1.030"; Carton of 100		
16	Spring Insert	66	259-103ARS Std Only	.060"; ID 1.030"; Carton of 500		
QTY	PISTON	YEARS	PART NO.	DESCRIPTION		
8	Pin	66	P-1940 Std-3	VINTAGE; 0.6340" Inside Dia., 1.0935" Outside Dia.		
QTY	RINGS	YEARS	PART NO.	DESCRIPTION		
1	Premium Set	66	E-243K Std-20-30-40-60	VINTAGE; 2-5/64, 1-3/16; Premium Moly		
1	Standard Set	66	E-243X Std-20-30-40-60	VINTAGE; 2-5/64, 1-3/16; Iron		

(continued on next page)

Chrysler Car (Incl. Chrysler, DeSoto, Dodge, Plymouth)

361 5.9L (5917cc) OHV V8 (16 Valve), 4.125" Bore (Chrysler Eng.), 2 Bbl. "VIN F" 1966 94
(cont.)

	QTY	ENGINE BEARINGS	YEARS	PART NO.	DESCRIPTION
BLOCK	1	Main Set	66	4094M Std-10-20-30-40-60	VINTAGE; 3.453" max. flange OD
	1	Rod Set	66	8-2320CP Std-10-20-30-40-50	VINTAGE; 8-2320CA 60 avail. as unplated & resizeable
	1	Rod Set	66	8-2320CA 60 60	VINTAGE; Unplated & resizeable
	8	Rod Pair	66	2320CP Std-1-10-20-30-40-50	VINTAGE
	1	Cam Set	66	1453M Std Only	VINTAGE; Babbitt material; Full round design
	QTY	OIL PUMP	YEARS	PART NO.	DESCRIPTION
	1	Oil Pump	66	224-43366A	VINTAGE; High Pressure; Use original cover plate on Eng. with canister oil filter
	1	Oil Pump	66	224-4174V	VINTAGE; High-Volume; Use original cover plate on Eng. w/canister oil filter
	1	Oil Pump	66	224-4174	VINTAGE; Use original cover plate on Eng. w/canister oil filter
	1	Pump Repair Kit	66	224-5174	VINTAGE
	1	Inter. Shaft	66	224-6174	VINTAGE
	QTY	GASKETS	YEARS	PART NO.	DESCRIPTION
	1	Kit Gasket Set	66	260-1001	VINTAGE; w/6-bolt valve covers; Int. manifold gskt. not incl.; Premium valve stem seals incl.
	1	Valley Pan Gasket Set	66	260-4034	Premium set; Performance manifold gskts. incl.
	1	Valley Pan Gasket Set	66	260-4011	VINTAGE
QTY	FREEZE PLUGS	YEARS	PART NO.	DESCRIPTION	
1	Brass Block Plug Kit	66	381-8011	VINTAGE	
1	Steel Block Plug Kit	66	381-4031	VINTAGE	
1	Brass Deep Cup Freeze Plug	66	381-9001	VINTAGE; 1.625" Diameter	
1	Steel Deep Cup Freeze Plug	66	381-3041	1.625" Diameter	
1	Steel Deep Cup Freeze Plug	66	381-3084	2.141" Diameter	

361 5.9L (5917cc) OHV V8 (16 Valve), 4.125" Bore (Chrysler Eng.), 2 Bbl. "Eng. Code A361" 1965 95

	QTY	TIMING	YEARS	PART NO.	DESCRIPTION
VALVE TRAIN	1	3 Piece Set	65	KT3-168S	VINTAGE; Incl. rlr. type chain; (1) 222-168; (1) 223-339; (1) 223-380
	1	3 Piece Set	65	KT3-495S	VINTAGE; Incl. silent type chain; (1) 222-495; (1) 223-290; (1) 223-291
	1	Timing Chain	65	222-168	Double rlr.; 66 Links
	1	Timing Chain	65	222-495	Silent type; 50 Links
	1	Crank Sprocket	65	223-291	Use w/silent type chain; 19 Teeth
	QTY	CAMSHAFT/LIFTER	YEARS	PART NO.	DESCRIPTION
	1	Camshaft	65	CS-327	VINTAGE; Hydraulic, (050) Duration at .050 Lobe Lift, 209 Exh., 206 Int., 113 Degrees Lobe Separation
	1	Prelube		55-403 Std Only	1.5 oz. packet
	1	Prelube		55-400 Std Only	4 oz. bottle; 1.5 oz. packet No. 55-403 also avail.
	16	Lifter	65	HT-812 Std Only	VINTAGE; Hyd.; 1.830" - 1.860" Length
	16	Lifter, Bulk	65	HT-812B Std Only	VINTAGE; Hyd.; Carton of 117; 1.830" - 1.860" Length
	QTY	PUSH ROD	YEARS	PART NO.	DESCRIPTION
	16	Push Rod	65	RP-3031 Std Only	VINTAGE; Exc. Hi-Perf. Eng.; 8.6450" O.A.L.
	QTY	ROCKER PARTS	YEARS	PART NO.	DESCRIPTION
	8	Arm	65	R-829 Std Only	VINTAGE; Loc. L.H.
	8	Arm	65	R-828 Std Only	VINTAGE; Loc. R.H.
	2	Rocker Shaft	65	RS-612 Std Only	VINTAGE
	QTY	VALVE	YEARS	PART NO.	DESCRIPTION
	8	Exhaust	65	V-1339 Std Only	VINTAGE; 1.5980" Head Dia., 0.3715" Stem Dia., 4.8900" O.A.L.
	8	Intake	65	V-1386 Std Only	VINTAGE; 2.0800" Head Dia., 0.3725" Stem Dia., 4.8685" O.A.L.
QTY	VALVE SPRING	YEARS	PART NO.	DESCRIPTION	
16	Spring	65	VS-673 Std Only	VINTAGE; 2.5800" Free Height	
QTY	VALVE SEAL	YEARS	PART NO.	DESCRIPTION	
16	Valve Stem Seal	65	ST-2002 Std Only	Exc. Eng. w/double valve springs; Installation requires valve guide machining; (PLY) Polyacrylate	
16	Valve Stem Seal	65	MV-1707C Std Only	VINTAGE; Umbrella type; (NTRL) Nitrile	
16	Valve Stem Seal Bulk	65	ST-2002BC Std Only	Exc. Eng. w/double valve springs; Positive type; Installation requires valve guide machining; Carton of 100; (PLY) Polyacrylate	
16	Valve Stem Seal Bulk	65	MV-1707 Std Only	Umbrella type; Carton of 100; (NTRL) Nitrile	
QTY	VALVE SEAT	YEARS	PART NO.	DESCRIPTION	
8	Seat	65	245-1750-2 Std Only	Loc. Exh.; 1.7550" OD, 1.5000" ID, 0.2160" Depth	
8	Seat	65	245-1750-2N Std Only	Loc. Exh.; Premium Material; 1.7550" OD, 1.5000" ID, 0.2160" Depth	

(continued on next page)

Chrysler Car (Incl. Chrysler, DeSoto, Dodge, Plymouth)

95 361 5.9L (5917cc) OHV V8 (16 Valve), 4.125" Bore (Chrysler Eng.), 2 Bbl. "Eng. Code A361" 1965
(cont.)

QTY	VALVE SEAT (cont.)	YEARS	PART NO.	DESCRIPTION
8	Seat	65	245-2250-1 Std Only	Loc. Int.; Machine ID to fit; 2.2555" OD, 1.9375" ID, 0.1855" Depth
QTY	VALVE, MISC	YEARS	PART NO.	DESCRIPTION
16	Keeper	65	VK-174 Std Only	Loc. Exh.; 4 groove
16	Keeper	65	VK-174R Std Only	Loc. Exh.; 4 groove; Hardened
16	Keeper	65	VK-66 Std Only	Loc. Int.; 2 groove
16	Keeper	65	VK-66R Std Only	Loc. Int.; 2 groove; Hardened
16	Spring Insert	65	259-103C Std Only	.015"; ID 1.030"; Carton of 100
16	Spring Insert	65	259-103B Std Only	.030"; ID 1.030"; Carton of 100
16	Spring Insert	65	259-103BRS Std Only	.030"; ID 1.030"; Carton of 500
16	Spring Insert	65	259-103A Std Only	.060"; ID 1.030"; Carton of 100
16	Spring Insert	65	259-103ARS Std Only	.060"; ID 1.030"; Carton of 500
QTY	PISTON	YEARS	PART NO.	DESCRIPTION
8	Pin	65	P-1940 Std-3	VINTAGE; 0.6340" Inside Dia., 1.0935" Outside Dia.
QTY	RINGS	YEARS	PART NO.	DESCRIPTION
1	Premium Set	65	E-243K Std-20-30-40-60	VINTAGE; 2-5/64, 1-3/16; Premium Moly
1	Standard Set	65	E-243X Std-20-30-40-60	VINTAGE; 2-5/64, 1-3/16; Iron
QTY	ENGINE BEARINGS	YEARS	PART NO.	DESCRIPTION
1	Main Set	65	4094M Std-10-20-30-40-60	VINTAGE; 3.453" max. flange OD
1	Rod Set	65	8-2320CP Std-10-20-30-40-50	VINTAGE; 8-2320CA 60 avail. as unplated & resizeable
1	Rod Set	65	8-2320CA 60 60	VINTAGE; Unplated & resizeable
8	Rod Pair	65	2320CP Std-1-10-20-30-40-50	VINTAGE
1	Cam Set	65	1453M Std Only	VINTAGE; Babbitt material; Full round design
QTY	OIL PUMP	YEARS	PART NO.	DESCRIPTION
1	Oil Pump	65	224-43366A	VINTAGE; High Pressure; Use original cover plate on Engs. with canister oil filter
1	Oil Pump	65	224-4174V	VINTAGE; High-Volume; Use original cover plate on Engs. w/canister oil filter
1	Oil Pump	65	224-4174	VINTAGE; Use original cover plate on Engs. w/canister oil filter
1	Pump Repair Kit	65	224-5174	VINTAGE
1	Inter. Shaft	65	224-6174	VINTAGE
QTY	GASKETS	YEARS	PART NO.	DESCRIPTION
1	Kit Gasket Set	65	260-1001	VINTAGE; w/6-bolt valve covers; Int. manifold gskt. not incl.; Premium valve stem seals incl.
1	Valley Pan Gasket Set	65	260-4034	Premium set; Performance manifold gskts. incl.
1	Valley Pan Gasket Set	65	260-4011	VINTAGE
QTY	FREEZE PLUGS	YEARS	PART NO.	DESCRIPTION
1	Brass Block Plug Kit	65	381-8011	VINTAGE
1	Steel Block Plug Kit	65	381-4031	VINTAGE
1	Brass Deep Cup Freeze Plug	65	381-9001	VINTAGE; 1.625" Diameter
1	Steel Deep Cup Freeze Plug	65	381-3041	1.625" Diameter
1	Steel Deep Cup Freeze Plug	65	381-3084	2.141" Diameter

**B
L
O
C
K**

**B
L
O
C
K**

96 361 5.9L (5917cc) OHV V8 (16 Valve), 4.125" Bore (Chrysler Eng.), 2-4 Bbl. "Eng. Code D500" 1958

QTY	TIMING	YEARS	PART NO.	DESCRIPTION
1	3 Piece Set	58	KT3-168S	VINTAGE; Incl. rlr. type chain; (1) 222-168; (1) 223-339; (1) 223-380
1	3 Piece Set	58	KT3-495S	VINTAGE; Incl. silent type chain; (1) 222-495; (1) 223-290; (1) 223-291
1	Timing Chain	58	222-168	Double rlr.; 66 Links
1	Timing Chain	58	222-495	Silent type; 50 Links
1	Crank Sprocket	58	223-291	Use w/silent type chain; 19 Teeth
QTY	CAMSHAFT/LIFTER	YEARS	PART NO.	DESCRIPTION
1	Camshaft	58	CS-327	VINTAGE; Hydraulic, (050) Duration at .050 Lobe Lift, 209 Exh., 206 Int., 113 Degrees Lobe Separation
1	Prelube		55-403 Std Only	1.5 oz. packet
1	Prelube		55-400 Std Only	4 oz. bottle; 1.5 oz. packet No. 55-403 also avail.
16	Lifter	58	HT-812 Std Only	VINTAGE; Hyd.; 1.830" - 1.860" Length
16	Lifter, Bulk	58	HT-812B Std Only	VINTAGE; Hyd.; Carton of 117; 1.830" - 1.860" Length
QTY	PUSH ROD	YEARS	PART NO.	DESCRIPTION
16	Push Rod	58	RP-3031 Std Only	Dodge D500 Base; VINTAGE; Exc. Hi-Perf. Engs.; 8.6450" O.A.L.
QTY	ROCKER PARTS	YEARS	PART NO.	DESCRIPTION
8	Arm	58	R-829 Std Only	VINTAGE; Loc. L.H.
8	Arm	58	R-828 Std Only	VINTAGE; Loc. R.H.
2	Rocker Shaft	58	RS-612 Std Only	VINTAGE

**V
A
L
V
E

T
R
A
I
N**

**V
A
L
V
E

T
R
A
I
N**

(continued on next page)

Chrysler Car (Incl. Chrysler, DeSoto, Dodge, Plymouth)

361 5.9L (5917cc) OHV V8 (16 Valve), 4.125" Bore (Chrysler Eng.), 2-4 Bbl. "Eng. Code D500" 1958 96
(cont.)

QTY	VALVE	YEARS	PART NO.	DESCRIPTION
8	Exhaust	58	V-1339 Std Only	VINTAGE; 1.5980" Head Dia., 0.3715" Stem Dia., 4.8900" O.A.L.
8	Intake	58	V-1386 Std Only	VINTAGE; 2.0800" Head Dia., 0.3725" Stem Dia., 4.8685" O.A.L.
VALVE TRAIN	VALVE SPRING	YEARS	PART NO.	DESCRIPTION
16	Spring	58	VS-673 Std Only	VINTAGE; 2.5800" Free Height
16	Valve Stem Seal	58	ST-2002 Std Only	Exc. Eng. w/double valve springs; Installation requires valve guide machining; (PLY) Polyacrylate
16	Valve Stem Seal Bulk	58	ST-2002BC Std Only	Exc. Eng. w/double valve springs; Positive type; Installation requires valve guide machining; Carton of 100; (PLY) Polyacrylate
8	Seat	58	245-1750-2 Std Only	Loc. Exh.; 1.7550" OD, 1.5000" ID, 0.2160" Depth
8	Seat	58	245-1750-2N Std Only	Loc. Exh.; Premium Material; 1.7550" OD, 1.5000" ID, 0.2160" Depth
8	Seat	58	245-2250-1 Std Only	Loc. Int.; Machine ID to fit; 2.2555" OD, 1.9375" ID, 0.1855" Depth
VALVE TRAIN	VALVE, MISC	YEARS	PART NO.	DESCRIPTION
16	Keeper	58	VK-174 Std Only	Loc. Exh.; 4 groove
16	Keeper	58	VK-174R Std Only	Loc. Exh.; 4 groove; Hardened
16	Keeper	58	VK-66 Std Only	Loc. Int.; 2 groove
16	Keeper	58	VK-66R Std Only	Loc. Int.; 2 groove; Hardened
16	Spring Insert	58	259-103C Std Only	.015"; ID 1.030"; Carton of 100
16	Spring Insert	58	259-103B Std Only	.030"; ID 1.030"; Carton of 100
16	Spring Insert	58	259-103BRS Std Only	.030"; ID 1.030"; Carton of 500
16	Spring Insert	58	259-103A Std Only	.060"; ID 1.030"; Carton of 100
16	Spring Insert	58	259-103ARS Std Only	.060"; ID 1.030"; Carton of 500
BLOCK	PISTON	YEARS	PART NO.	DESCRIPTION
8	Pin	58	P-1940 Std-3	VINTAGE; 0.6340" Inside Dia., 1.0935" Outside Dia.
1	Premium Set	58	E-243K Std-20-30-40-60	VINTAGE; 2-5/64, 1-3/16; Premium Moly
1	Standard Set	58	E-243X Std-20-30-40-60	VINTAGE; 2-5/64, 1-3/16; Iron
1	Main Set	58	4094M Std-10-20-30-40-60	VINTAGE; 3.453" max. flange OD
1	Rod Set	58	8-2320CP Std-10-20-30-40-50	VINTAGE; 8-2320CA 60 avail. as unplated & resizeable
1	Rod Set	58	8-2320CA 60 60	VINTAGE; Unplated & resizeable
8	Rod Pair	58	2320CP Std-1-10-20-30-40-50	VINTAGE
1	Cam Set	58	1453M Std Only	VINTAGE; Babbitt material; Full round design
BLOCK	OIL PUMP	YEARS	PART NO.	DESCRIPTION
1	Oil Pump	58	224-43366A	VINTAGE; High Pressure; Use original cover plate on Eng. with canister oil filter
1	Oil Pump	58	224-4174V	VINTAGE; High-Volume; Use original cover plate on Eng. w/canister oil filter
1	Oil Pump	58	224-4174	VINTAGE; Use original cover plate on Eng. w/canister oil filter
1	Pump Repair Kit	58	224-5174	VINTAGE
1	Inter. Shaft	58	224-6174	VINTAGE
1	Valley Pan Gasket Set	58	260-4034	Premium set; Performance manifold gskts. incl.
1	Valley Pan Gasket Set	58	260-4011	VINTAGE
BLOCK	FREEZE PLUGS	YEARS	PART NO.	DESCRIPTION
1	Brass Block Plug Kit	58	381-8011	VINTAGE
1	Steel Block Plug Kit	58	381-4031	VINTAGE
1	Brass Deep Cup Freeze Plug	58	381-9001	VINTAGE; 1.625" Diameter
1	Steel Deep Cup Freeze Plug	58	381-3041	1.625" Diameter
1	Steel Deep Cup Freeze Plug	58	381-3084	2.141" Diameter
361 5.9L (5917cc) OHV V8 (16 Valve), 4.125" Bore (Chrysler Eng.), 4 Bbl. "Eng. Code D500" 1958 97				
1	TIMING	YEARS	PART NO.	DESCRIPTION
1	3 Piece Set	58	KT3-168S	VINTAGE; Incl. rlr. type chain; (1) 222-168; (1) 223-339; (1) 223-380
1	3 Piece Set	58	KT3-495S	VINTAGE; Incl. silent type chain; (1) 222-495; (1) 223-290; (1) 223-291
1	Timing Chain	58	222-168	Double rlr.; 66 Links
1	Timing Chain	58	222-495	Silent type; 50 Links
1	Crank Sprocket	58	223-291	Use w/silent type chain; 19 Teeth

(continued on next page)

Chrysler Car (Incl. Chrysler, DeSoto, Dodge, Plymouth)

97 361 5.9L (5917cc) OHV V8 (16 Valve), 4.125" Bore (Chrysler Eng.), 4 Bbl. "Eng. Code D500" 1958

(cont.)

QTY	CAMSHAFT/LIFTER	YEARS	PART NO.	DESCRIPTION
1	Camshaft	58	CS-327	VINTAGE; Hydraulic, (050) Duration at .050 Lobe Lift, 209 Exh., 206 Int., 113 Degrees Lobe Separation
1	Prelube		55-403 Std Only	1.5 oz. packet
1	Prelube		55-400 Std Only	4 oz. bottle; 1.5 oz. packet No. 55-403 also avail.
16	Lifter	58	HT-812 Std Only	VINTAGE; Hyd.; 1.830" - 1.860" Length
16	Lifter, Bulk	58	HT-812B Std Only	VINTAGE; Hyd.; Carton of 117; 1.830" - 1.860" Length
QTY	PUSH ROD	YEARS	PART NO.	DESCRIPTION
16	Push Rod	58	RP-3031 Std Only	VINTAGE; Exc. Hi-Perf. Engs.; 8.6450" O.A.L.
QTY	ROCKER PARTS	YEARS	PART NO.	DESCRIPTION
8	Arm	58	R-829 Std Only	VINTAGE; Loc. L.H.
8	Arm	58	R-828 Std Only	VINTAGE; Loc. R.H.
2	Rocker Shaft	58	RS-612 Std Only	VINTAGE
QTY	VALVE	YEARS	PART NO.	DESCRIPTION
8	Exhaust	58	V-1339 Std Only	VINTAGE; 1.5980" Head Dia., 0.3715" Stem Dia., 4.8900" O.A.L.
8	Intake	58	V-1386 Std Only	VINTAGE; 2.0800" Head Dia., 0.3725" Stem Dia., 4.8685" O.A.L.
QTY	VALVE SPRING	YEARS	PART NO.	DESCRIPTION
16	Spring	58	VS-673 Std Only	VINTAGE; 2.5800" Free Height
QTY	VALVE SEAL	YEARS	PART NO.	DESCRIPTION
16	Valve Stem Seal	58	ST-2002 Std Only	Exc. Engs. w/double valve springs; Installation requires valve guide machining; (PLY) Polyacrylate
16	Valve Stem Seal Bulk	58	ST-2002BC Std Only	Exc. Engs. w/double valve springs; Positive type; Installation requires valve guide machining; Carton of 100; (PLY) Polyacrylate
QTY	VALVE SEAT	YEARS	PART NO.	DESCRIPTION
8	Seat	58	245-1750-2 Std Only	Loc. Exh.; 1.7550" OD, 1.5000" ID, 0.2160" Depth
8	Seat	58	245-1750-2N Std Only	Loc. Exh.; Premium Material; 1.7550" OD, 1.5000" ID, 0.2160" Depth
8	Seat	58	245-2250-1 Std Only	Loc. Int.; Machine ID to fit; 2.2555" OD, 1.9375" ID, 0.1855" Depth
QTY	VALVE, MISC	YEARS	PART NO.	DESCRIPTION
16	Keeper	58	VK-174 Std Only	Loc. Exh.; 4 groove
16	Keeper	58	VK-174R Std Only	Loc. Exh.; 4 groove; Hardened
16	Keeper	58	VK-66 Std Only	Loc. Int.; 2 groove
16	Keeper	58	VK-66R Std Only	Loc. Int.; 2 groove; Hardened
16	Spring Insert	58	259-103C Std Only	.015"; ID 1.030"; Carton of 100
16	Spring Insert	58	259-103B Std Only	.030"; ID 1.030"; Carton of 100
16	Spring Insert	58	259-103BRS Std Only	.030"; ID 1.030"; Carton of 500
16	Spring Insert	58	259-103A Std Only	.060"; ID 1.030"; Carton of 100
16	Spring Insert	58	259-103ARS Std Only	.060"; ID 1.030"; Carton of 500
QTY	PISTON	YEARS	PART NO.	DESCRIPTION
8	Pin	58	P-1940 Std-3	VINTAGE; 0.6340" Inside Dia., 1.0935" Outside Dia.
QTY	RINGS	YEARS	PART NO.	DESCRIPTION
1	Premium Set	58	E-243K Std-20-30-40-60	VINTAGE; 2-5/64, 1-3/16; Premium Moly
1	Standard Set	58	E-243X Std-20-30-40-60	VINTAGE; 2-5/64, 1-3/16; Iron
QTY	ENGINE BEARINGS	YEARS	PART NO.	DESCRIPTION
1	Main Set	58	4094M Std-10-20-30-40-60	VINTAGE; 3.453" max. flange OD
1	Rod Set	58	8-2320CP Std-10-20-30-40-50	VINTAGE; 8-2320CA 60 avail. as unplated & resizeable
1	Rod Set	58	8-2320CA 60 60	VINTAGE; Unplated & resizeable
8	Rod Pair	58	2320CP Std-1-10-20-30-40-50	VINTAGE
1	Cam Set	58	1453M Std Only	VINTAGE; Babbitt material; Full round design
QTY	OIL PUMP	YEARS	PART NO.	DESCRIPTION
1	Oil Pump	58	224-43366A	VINTAGE; High Pressure; Use original cover plate on Engs. with canister oil filter
1	Oil Pump	58	224-4174V	VINTAGE; High-Volume; Use original cover plate on Engs. w/canister oil filter
1	Oil Pump	58	224-4174	VINTAGE; Use original cover plate on Engs. w/canister oil filter
1	Pump Repair Kit	58	224-5174	VINTAGE
1	Inter. Shaft	58	224-6174	VINTAGE
QTY	GASKETS	YEARS	PART NO.	DESCRIPTION
1	Valley Pan Gasket Set	58	260-4034	Premium set; Performance manifold gskts. incl.
1	Valley Pan Gasket Set	58	260-4011	VINTAGE
QTY	FREEZE PLUGS	YEARS	PART NO.	DESCRIPTION
1	Brass Block Plug Kit	58	381-8011	VINTAGE
1	Steel Block Plug Kit	58	381-4031	VINTAGE
1	Brass Deep Cup Freeze Plug	58	381-9001	VINTAGE; 1.625" Diameter

VALVE TRAIN

VALVE TRAIN

BLOCK

BLOCK

(continued on next page)

Chrysler Car (Incl. Chrysler, DeSoto, Dodge, Plymouth)

361 5.9L (5917cc) OHV V8 (16 Valve), 4.125" Bore (Chrysler Eng.), 4 Bbl. "Eng. Code D500" 1958 97
(cont.)

QTY	FREEZE PLUGS (cont.)	YEARS	PART NO.	DESCRIPTION
1	Steel Deep Cup Freeze Plug	58	381-3041	1.625" Diameter
1	Steel Deep Cup Freeze Plug	58	381-3084	2.141" Diameter

361 5.9L (5917cc) OHV V8 (16 Valve), 4.125" Bore (Chrysler Eng.), MFI "Eng. Code D500" 1958 98

QTY	TIMING	YEARS	PART NO.	DESCRIPTION
1	3 Piece Set	58	KT3-168S	VINTAGE; Incl. rlr. type chain; (1) 222-168; (1) 223-339; (1) 223-380
1	3 Piece Set	58	KT3-495S	VINTAGE; Incl. silent type chain; (1) 222-495; (1) 223-290; (1) 223-291
1	Timing Chain	58	222-168	Double rlr.; 66 Links
1	Timing Chain	58	222-495	Silent type; 50 Links
1	Crank Sprocket	58	223-291	Use w/silent type chain; 19 Teeth
QTY	CAMSHAFT/LIFTER	YEARS	PART NO.	DESCRIPTION
1	Camshaft	58	CS-327	VINTAGE; Hydraulic, (050) Duration at .050 Lobe Lift, 209 Exh., 206 Int., 113 Degrees Lobe Separation
1	Prelube		55-403 Std Only	1.5 oz. packet
1	Prelube		55-400 Std Only	4 oz. bottle; 1.5 oz. packet No. 55-403 also avail.
16	Lifter	58	HT-812 Std Only	VINTAGE; Hyd.; 1.830" - 1.860" Length
16	Lifter, Bulk	58	HT-812B Std Only	VINTAGE; Hyd.; Carton of 117; 1.830" - 1.860" Length
QTY	PUSH ROD	YEARS	PART NO.	DESCRIPTION
16	Push Rod	58	RP-3031 Std Only	VINTAGE; Exc. Hi-Perf. Eng's.; 8.6450" O.A.L.
QTY	ROCKER PARTS	YEARS	PART NO.	DESCRIPTION
8	Arm	58	R-829 Std Only	VINTAGE; Loc. L.H.
8	Arm	58	R-828 Std Only	VINTAGE; Loc. R.H.
2	Rocker Shaft	58	RS-612 Std Only	VINTAGE
QTY	VALVE	YEARS	PART NO.	DESCRIPTION
8	Exhaust	58	V-1339 Std Only	VINTAGE; 1.5980" Head Dia., 0.3715" Stem Dia., 4.8900" O.A.L.
8	Intake	58	V-1386 Std Only	VINTAGE; 2.0800" Head Dia., 0.3725" Stem Dia., 4.8685" O.A.L.
QTY	VALVE SPRING	YEARS	PART NO.	DESCRIPTION
16	Spring	58	VS-673 Std Only	VINTAGE; 2.5800" Free Height
QTY	VALVE SEAL	YEARS	PART NO.	DESCRIPTION
16	Valve Stem Seal	58	ST-2002 Std Only	Exc. Eng's. w/double valve springs; Installation requires valve guide machining; (PLY) Polyacrylate
16	Valve Stem Seal Bulk	58	ST-2002BC Std Only	Exc. Eng's. w/double valve springs; Positive type; Installation requires valve guide machining; Carton of 100; (PLY) Polyacrylate
QTY	VALVE SEAT	YEARS	PART NO.	DESCRIPTION
8	Seat	58	245-1750-2 Std Only	Loc. Exh.; 1.7550" OD, 1.5000" ID, 0.2160" Depth
8	Seat	58	245-1750-2N Std Only	Loc. Exh.; Premium Material; 1.7550" OD, 1.5000" ID, 0.2160" Depth
8	Seat	58	245-2250-1 Std Only	Loc. Int.; Machine ID to fit; 2.2555" OD, 1.9375" ID, 0.1855" Depth
QTY	VALVE, MISC	YEARS	PART NO.	DESCRIPTION
16	Keeper	58	VK-174 Std Only	Loc. Exh.; 4 groove
16	Keeper	58	VK-174R Std Only	Loc. Exh.; 4 groove; Hardened
16	Keeper	58	VK-66 Std Only	Loc. Int.; 2 groove
16	Keeper	58	VK-66R Std Only	Loc. Int.; 2 groove; Hardened
16	Spring Insert	58	259-103C Std Only	.015"; ID 1.030"; Carton of 100
16	Spring Insert	58	259-103B Std Only	.030"; ID 1.030"; Carton of 100
16	Spring Insert	58	259-103BRS Std Only	.030"; ID 1.030"; Carton of 500
16	Spring Insert	58	259-103A Std Only	.060"; ID 1.030"; Carton of 100
16	Spring Insert	58	259-103ARS Std Only	.060"; ID 1.030"; Carton of 500
QTY	PISTON	YEARS	PART NO.	DESCRIPTION
8	Pin	58	P-1940 Std-3	VINTAGE; 0.6340" Inside Dia., 1.0935" Outside Dia.
QTY	RINGS	YEARS	PART NO.	DESCRIPTION
1	Premium Set	58	E-243K Std-20-30-40-60	VINTAGE; 2-5/64, 1-3/16; Premium Moly
1	Standard Set	58	E-243X Std-20-30-40-60	VINTAGE; 2-5/64, 1-3/16; Iron
QTY	ENGINE BEARINGS	YEARS	PART NO.	DESCRIPTION
1	Main Set	58	4094M Std-10-20-30-40-60	VINTAGE; 3.453" max. flange OD
1	Rod Set	58	8-2320CP Std-10-20-30-40-50	VINTAGE; 8-2320CA 60 avail. as unplated & resizeable
1	Rod Set	58	8-2320CA 60 60	VINTAGE; Unplated & resizeable
8	Rod Pair	58	2320CP Std-1-10-20-30-40-50	VINTAGE
1	Cam Set	58	1453M Std Only	VINTAGE; Babbitt material; Full round design

(continued on next page)

Chrysler Car (Incl. Chrysler, DeSoto, Dodge, Plymouth)

98 361 5.9L (5917cc) OHV V8 (16 Valve), 4.125" Bore (Chrysler Eng.), MFI "Eng. Code D500" 1958
(cont.)

BLOCK	QTY	OIL PUMP	YEARS	PART NO.	DESCRIPTION	BLOCK
	1	Oil Pump	58	224-43366A	VINTAGE; High Pressure; Use original cover plate on Eng. with canister oil filter	
	1	Oil Pump	58	224-4174V	VINTAGE; High-Volume; Use original cover plate on Eng. w/canister oil filter	
	1	Oil Pump	58	224-4174	VINTAGE; Use original cover plate on Eng. w/canister oil filter	
	1	Pump Repair Kit	58	224-5174	VINTAGE	
	1	Inter. Shaft	58	224-6174	VINTAGE	
QTY	GASKETS	YEARS	PART NO.	DESCRIPTION		
1	Valley Pan Gasket Set	58	260-4034	Premium set; Performance manifold gskts. incl.		
1	Valley Pan Gasket Set	58	260-4011	VINTAGE		
QTY	FREEZE PLUGS	YEARS	PART NO.	DESCRIPTION		
1	Brass Block Plug Kit	58	381-8011	VINTAGE		
1	Steel Block Plug Kit	58	381-4031	VINTAGE		
1	Brass Deep Cup Freeze Plug	58	381-9001	VINTAGE; 1.625" Diameter		
1	Steel Deep Cup Freeze Plug	58	381-3041	1.625" Diameter		
1	Steel Deep Cup Freeze Plug	58	381-3084	2.141" Diameter		

99 361 5.9L (5917cc) OHV V8 (16 Valve), 4.125" Bore (Chrysler Eng.), 4 Bbl. "Eng. Code LD2S" 1958

BLOCK	QTY	TIMING	YEARS	PART NO.	DESCRIPTION	BLOCK
	1	3 Piece Set	58	KT3-168S	VINTAGE; Incl. rlr. type chain; (1) 222-168; (1) 223-339; (1) 223-380	
	1	3 Piece Set	58	KT3-495S	VINTAGE; Incl. silent type chain; (1) 222-495; (1) 223-290; (1) 223-291	
	1	Timing Chain	58	222-168	Double rlr.; 66 Links	
	1	Timing Chain	58	222-495	Silent type; 50 Links	
	1	Crank Sprocket	58	223-291	Use w/silent type chain; 19 Teeth	
QTY	OIL PUMP	YEARS	PART NO.	DESCRIPTION		
1	Oil Pump	58	224-43366A	VINTAGE; High Pressure; Use original cover plate on Eng. with canister oil filter		
1	Oil Pump	58	224-4174V	VINTAGE; High-Volume; Use original cover plate on Eng. w/canister oil filter		
1	Oil Pump	58	224-4174	VINTAGE; Use original cover plate on Eng. w/canister oil filter		
1	Pump Repair Kit	58	224-5174	VINTAGE		
1	Inter. Shaft	58	224-6174	VINTAGE		
QTY	GASKETS	YEARS	PART NO.	DESCRIPTION		
1	Valley Pan Gasket Set	58	260-4034	Premium set; Performance manifold gskts. incl.		
1	Valley Pan Gasket Set	58	260-4011	VINTAGE		

100 361 5.9L (5917cc) OHV V8 (16 Valve), 4.125" Bore (Chrysler Eng.), 4 Bbl. "Eng. Code LD3S" 1958

BLOCK	QTY	TIMING	YEARS	PART NO.	DESCRIPTION	BLOCK
	1	3 Piece Set	58	KT3-168S	VINTAGE; Incl. rlr. type chain; (1) 222-168; (1) 223-339; (1) 223-380	
	1	3 Piece Set	58	KT3-495S	VINTAGE; Incl. silent type chain; (1) 222-495; (1) 223-290; (1) 223-291	
	1	Timing Chain	58	222-168	Double rlr.; 66 Links	
	1	Timing Chain	58	222-495	Silent type; 50 Links	
	1	Crank Sprocket	58	223-291	Use w/silent type chain; 19 Teeth	
QTY	OIL PUMP	YEARS	PART NO.	DESCRIPTION		
1	Oil Pump	58	224-43366A	VINTAGE; High Pressure; Use original cover plate on Eng. with canister oil filter		
1	Oil Pump	58	224-4174V	VINTAGE; High-Volume; Use original cover plate on Eng. w/canister oil filter		
1	Oil Pump	58	224-4174	VINTAGE; Use original cover plate on Eng. w/canister oil filter		
1	Pump Repair Kit	58	224-5174	VINTAGE		
1	Inter. Shaft	58	224-6174	VINTAGE		
QTY	GASKETS	YEARS	PART NO.	DESCRIPTION		
1	Valley Pan Gasket Set	58	260-4034	Premium set; Performance manifold gskts. incl.		
1	Valley Pan Gasket Set	58	260-4011	VINTAGE		

101 361 5.9L (5917cc) OHV V8 (16 Valve), 4.125" Bore (Chrysler Eng.), 2 Bbl. "Eng. Code LS2M" 1958

BLOCK	QTY	TIMING	YEARS	PART NO.	DESCRIPTION	BLOCK
	1	3 Piece Set	58	KT3-168S	VINTAGE; Incl. rlr. type chain; (1) 222-168; (1) 223-339; (1) 223-380	
	1	3 Piece Set	58	KT3-495S	VINTAGE; Incl. silent type chain; (1) 222-495; (1) 223-290; (1) 223-291	
	1	Timing Chain	58	222-168	Double rlr.; 66 Links	

(continued on next page)

Chrysler Car (Incl. Chrysler, DeSoto, Dodge, Plymouth)

361 5.9L (5917cc) OHV V8 (16 Valve), 4.125" Bore (Chrysler Eng.), 2 Bbl. "Eng. Code LS2M" 1958 101
(cont.)

QTY	TIMING (cont.)	YEARS	PART NO.	DESCRIPTION
1	Timing Chain	58	222-495	Silent type; 50 Links
1	Crank Sprocket	58	223-291	Use w/silent type chain; 19 Teeth
QTY	CAMSHAFT/LIFTER	YEARS	PART NO.	DESCRIPTION
1	Camshaft	58	CS-327	VINTAGE; Hydraulic, (050) Duration at .050 Lobe Lift, 209 Exh., 206 Int., 113 Degrees Lobe Separation
1	Prelube		55-403 Std Only	1.5 oz. packet
1	Prelube		55-400 Std Only	4 oz. bottle; 1.5 oz. packet No. 55-403 also avail.
16	Lifter	58	HT-812 Std Only	VINTAGE; Hyd.; 1.830" - 1.860" Length
16	Lifter, Bulk	58	HT-812B Std Only	VINTAGE; Hyd.; Carton of 117; 1.830" - 1.860" Length
QTY	PUSH ROD	YEARS	PART NO.	DESCRIPTION
16	Push Rod	58	RP-3031 Std Only	VINTAGE; Exc. Hi-Perf. Eng.s.; 8.6450" O.A.L.
QTY	ROCKER PARTS	YEARS	PART NO.	DESCRIPTION
8	Arm	58	R-829 Std Only	VINTAGE; Loc. L.H.
8	Arm	58	R-828 Std Only	VINTAGE; Loc. R.H.
2	Rocker Shaft	58	RS-612 Std Only	VINTAGE
QTY	VALVE	YEARS	PART NO.	DESCRIPTION
8	Exhaust	58	V-1339 Std Only	VINTAGE; 1.5980" Head Dia., 0.3715" Stem Dia., 4.8900" O.A.L.
8	Intake	58	V-1386 Std Only	VINTAGE; 2.0800" Head Dia., 0.3725" Stem Dia., 4.8685" O.A.L.
QTY	VALVE SPRING	YEARS	PART NO.	DESCRIPTION
16	Spring	58	VS-673 Std Only	VINTAGE; 2.5800" Free Height
QTY	VALVE SEAL	YEARS	PART NO.	DESCRIPTION
16	Valve Stem Seal	58	ST-2002 Std Only	Exc. Eng.s. w/double valve springs; Installation requires valve guide machining; (PLY) Polyacrylate
16	Valve Stem Seal Bulk	58	ST-2002BC Std Only	Exc. Eng.s. w/double valve springs; Positive type; Installation requires valve guide machining; Carton of 100; (PLY) Polyacrylate
QTY	VALVE SEAT	YEARS	PART NO.	DESCRIPTION
8	Seat	58	245-1750-2 Std Only	Loc. Exh.; 1.7550" OD, 1.5000" ID, 0.2160" Depth
8	Seat	58	245-1750-2N Std Only	Loc. Exh.; Premium Material; 1.7550" OD, 1.5000" ID, 0.2160" Depth
8	Seat	58	245-2250-1 Std Only	Loc. Int.; Machine ID to fit; 2.2555" OD, 1.9375" ID, 0.1855" Depth
QTY	VALVE, MISC	YEARS	PART NO.	DESCRIPTION
16	Keeper	58	VK-174 Std Only	Loc. Exh.; 4 groove
16	Keeper	58	VK-174R Std Only	Loc. Exh.; 4 groove; Hardened
16	Keeper	58	VK-66 Std Only	Loc. Int.; 2 groove
16	Keeper	58	VK-66R Std Only	Loc. Int.; 2 groove; Hardened
16	Spring Insert	58	259-103C Std Only	.015"; ID 1.030"; Carton of 100
16	Spring Insert	58	259-103B Std Only	.030"; ID 1.030"; Carton of 100
16	Spring Insert	58	259-103BRS Std Only	.030"; ID 1.030"; Carton of 500
16	Spring Insert	58	259-103A Std Only	.060"; ID 1.030"; Carton of 100
16	Spring Insert	58	259-103ARS Std Only	.060"; ID 1.030"; Carton of 500
QTY	PISTON	YEARS	PART NO.	DESCRIPTION
8	Pin	58	P-1940 Std-3	VINTAGE; 0.6340" Inside Dia., 1.0935" Outside Dia.
QTY	RINGS	YEARS	PART NO.	DESCRIPTION
1	Premium Set	58	E-243K Std-20-30-40-60	VINTAGE; 2-5/64, 1-3/16; Premium Moly
1	Standard Set	58	E-243X Std-20-30-40-60	VINTAGE; 2-5/64, 1-3/16; Iron
QTY	ENGINE BEARINGS	YEARS	PART NO.	DESCRIPTION
1	Main Set	58	4094M Std-10-20-30-40-60	VINTAGE; 3.453" max. flange OD
1	Rod Set	58	8-2320CP Std-10-20-30-40-50	VINTAGE; 8-2320CA 60 avail. as unplated & resizeable
1	Rod Set	58	8-2320CA 60 60	VINTAGE; Unplated & resizeable
8	Rod Pair	58	2320CP Std-1-10-20-30-40-50	VINTAGE
1	Cam Set	58	1453M Std Only	VINTAGE; Babbitt material; Full round design
QTY	OIL PUMP	YEARS	PART NO.	DESCRIPTION
1	Oil Pump	58	224-43366A	VINTAGE; High Pressure; Use original cover plate on Eng.s. with canister oil filter
1	Oil Pump	58	224-4174V	VINTAGE; High-Volume; Use original cover plate on Eng.s. w/canister oil filter
1	Oil Pump	58	224-4174	VINTAGE; Use original cover plate on Eng.s. w/canister oil filter
1	Pump Repair Kit	58	224-5174	VINTAGE
1	Inter. Shaft	58	224-6174	VINTAGE
QTY	GASKETS	YEARS	PART NO.	DESCRIPTION
1	Valley Pan Gasket Set	58	260-4034	Premium set; Performance manifold gskts. incl.
1	Valley Pan Gasket Set	58	260-4019	VINTAGE; Canadian Built eng.

(continued on next page)

Chrysler Car (Incl. Chrysler, DeSoto, Dodge, Plymouth)

101 361 5.9L (5917cc) OHV V8 (16 Valve), 4.125" Bore (Chrysler Eng.), 2 Bbl. "Eng. Code LS2M" 1958
(cont.)

BLOCK	QTY	GASKETS (cont.)	YEARS	PART NO.	DESCRIPTION	BLOCK
	1	Valley Pan Gasket Set	58	260-4011	VINTAGE; Exc. Canadian Built eng.	
	1	FREEZE PLUGS	YEARS	PART NO.	DESCRIPTION	
	1	Brass Block Plug Kit	58	381-8011	VINTAGE	
	1	Steel Block Plug Kit	58	381-4031	VINTAGE	
	1	Brass Deep Cup Freeze Plug	58	381-9001	VINTAGE; 1.625" Diameter	
	1	Steel Deep Cup Freeze Plug	58	381-3041	1.625" Diameter	
	1	Steel Deep Cup Freeze Plug	58	381-3084	2.141" Diameter	

102 361 5.9L (5917cc) OHV V8 (16 Valve), 4.125" Bore (Chrysler Eng.), 4 Bbl. "Eng. Code LS3H" 1958

VALVE TRAIN	QTY	TIMING	YEARS	PART NO.	DESCRIPTION	VALVE TRAIN
	1	3 Piece Set	58	KT3-168S	VINTAGE; Incl. rlr. type chain; (1) 222-168; (1) 223-339; (1) 223-380	
	1	3 Piece Set	58	KT3-495S	VINTAGE; Incl. silent type chain; (1) 222-495; (1) 223-290; (1) 223-291	
	1	Timing Chain	58	222-168	Double rlr.; 66 Links	
	1	Timing Chain	58	222-495	Silent type; 50 Links	
	1	Crank Sprocket	58	223-291	Use w/silent type chain; 19 Teeth	
	1	CAMSHAFT/LIFTER	YEARS	PART NO.	DESCRIPTION	
	1	Camshaft	58	CS-327	VINTAGE; Hydraulic, (050) Duration at .050 Lobe Lift, 209 Exh., 206 Int., 113 Degrees Lobe Separation	
	1	Prelube		55-403 Std Only	1.5 oz. packet	
	1	Prelube		55-400 Std Only	4 oz. bottle; 1.5 oz. packet No. 55-403 also avail.	
	16	Lifter	58	HT-812 Std Only	VINTAGE; Hyd.; 1.830" - 1.860" Length	
	16	Lifter, Bulk	58	HT-812B Std Only	VINTAGE; Hyd.; Carton of 117; 1.830" - 1.860" Length	
	16	PUSH ROD	YEARS	PART NO.	DESCRIPTION	
	16	Push Rod	58	RP-3031 Std Only	VINTAGE; Exc. Hi-Perf. Eng.; 8.6450" O.A.L.	
	8	ROCKER PARTS	YEARS	PART NO.	DESCRIPTION	
	8	Arm	58	R-829 Std Only	VINTAGE; Loc. L.H.	
	8	Arm	58	R-828 Std Only	VINTAGE; Loc. R.H.	
	2	Rocker Shaft	58	RS-612 Std Only	VINTAGE	
	8	VALVE	YEARS	PART NO.	DESCRIPTION	
	8	Exhaust	58	V-1339 Std Only	VINTAGE; 1.5980" Head Dia., 0.3715" Stem Dia., 4.8900" O.A.L.	
	8	Intake	58	V-1386 Std Only	VINTAGE; 2.0800" Head Dia., 0.3725" Stem Dia., 4.8685" O.A.L.	
	16	VALVE SPRING	YEARS	PART NO.	DESCRIPTION	
	16	Spring	58	VS-673 Std Only	VINTAGE; 2.5800" Free Height	
	16	VALVE SEAL	YEARS	PART NO.	DESCRIPTION	
	16	Valve Stem Seal	58	ST-2002 Std Only	Exc. Eng. w/double valve springs; Installation requires valve guide machining; (PLY) Polyacrylate	
	16	Valve Stem Seal Bulk	58	ST-2002BC Std Only	Exc. Eng. w/double valve springs; Positive type; Installation requires valve guide machining; Carton of 100; (PLY) Polyacrylate	
	8	VALVE SEAT	YEARS	PART NO.	DESCRIPTION	
	8	Seat	58	245-1750-2 Std Only	Loc. Exh.; 1.7550" OD, 1.5000" ID, 0.2160" Depth	
	8	Seat	58	245-1750-2N Std Only	Loc. Exh.; Premium Material; 1.7550" OD, 1.5000" ID, 0.2160" Depth	
	8	Seat	58	245-2250-1 Std Only	Loc. Int.; Machine ID to fit; 2.2555" OD, 1.9375" ID, 0.1855" Depth	
	16	VALVE, MISC	YEARS	PART NO.	DESCRIPTION	
	16	Keeper	58	VK-174 Std Only	Loc. Exh.; 4 groove	
	16	Keeper	58	VK-174R Std Only	Loc. Exh.; 4 groove; Hardened	
	16	Keeper	58	VK-66 Std Only	Loc. Int.; 2 groove	
	16	Keeper	58	VK-66R Std Only	Loc. Int.; 2 groove; Hardened	
	16	Spring Insert	58	259-103C Std Only	.015"; ID 1.030"; Carton of 100	
	16	Spring Insert	58	259-103B Std Only	.030"; ID 1.030"; Carton of 100	
	16	Spring Insert	58	259-103BRS Std Only	.030"; ID 1.030"; Carton of 500	
	16	Spring Insert	58	259-103A Std Only	.060"; ID 1.030"; Carton of 100	
	16	Spring Insert	58	259-103ARS Std Only	.060"; ID 1.030"; Carton of 500	
	8	PISTON	YEARS	PART NO.	DESCRIPTION	
	8	Pin	58	P-1940 Std-3	VINTAGE; 0.6340" Inside Dia., 1.0935" Outside Dia.	
	1	RINGS	YEARS	PART NO.	DESCRIPTION	
	1	Premium Set	58	E-243K Std-20-30-40-60	VINTAGE; 2-5/64, 1-3/16; Premium Moly	
	1	Standard Set	58	E-243X Std-20-30-40-60	VINTAGE; 2-5/64, 1-3/16; Iron	
	1	ENGINE BEARINGS	YEARS	PART NO.	DESCRIPTION	
	1	Main Set	58	4094M Std-10-20-30-40-60	VINTAGE; 3.453" max. flange OD	
	1	Rod Set	58	8-2320CP Std-10-20-30-40-50	VINTAGE; 8-2320CA 60 avail. as unplated & resizeable	

(continued on next page)

Chrysler Car (Incl. Chrysler, DeSoto, Dodge, Plymouth)

361 5.9L (5917cc) OHV V8 (16 Valve), 4.125" Bore (Chrysler Eng.), 4 Bbl. "Eng. Code LS3H" 1958 102
(cont.)

BLOCK	QTY	ENGINE BEARINGS	YEARS	PART NO.	DESCRIPTION
	1	Rod Set	58	8-2320CA 60 60	VINTAGE; Unplated & resizeable
	8	Rod Pair	58	2320CP Std-1-10-20-30-40-50	VINTAGE
	1	Cam Set	58	1453M Std Only	VINTAGE; Babbitt material; Full round design
	QTY	OIL PUMP	YEARS	PART NO.	DESCRIPTION
	1	Oil Pump	58	224-43366A	VINTAGE; High Pressure; Use original cover plate on Eng. with canister oil filter
	1	Oil Pump	58	224-4174V	VINTAGE; High-Volume; Use original cover plate on Eng. w/canister oil filter
	1	Oil Pump	58	224-4174	VINTAGE; Use original cover plate on Eng. w/canister oil filter
	1	Pump Repair Kit	58	224-5174	VINTAGE
	1	Inter. Shaft	58	224-6174	VINTAGE
	QTY	GASKETS	YEARS	PART NO.	DESCRIPTION
	1	Valley Pan Gasket Set	58	260-4034	Premium set; Performance manifold gskts. incl.
	1	Valley Pan Gasket Set	58	260-4019	VINTAGE; Canadian Built eng.
	1	Valley Pan Gasket Set	58	260-4011	VINTAGE; Exc. Canadian Built eng.
	QTY	FREEZE PLUGS	YEARS	PART NO.	DESCRIPTION
	1	Brass Block Plug Kit	58	381-8011	VINTAGE
	1	Steel Block Plug Kit	58	381-4031	VINTAGE
	1	Brass Deep Cup Freeze Plug	58	381-9001	VINTAGE; 1.625" Diameter
	1	Steel Deep Cup Freeze Plug	58	381-3041	1.625" Diameter
	1	Steel Deep Cup Freeze Plug	58	381-3084	2.141" Diameter

361 5.9L (5917cc) OHV V8 (16 Valve), 4.125" Bore (Chrysler Eng.), 2-4 Bbl. "Eng. Code LS3S" 1958 103

VALVE TRAIN	QTY	TIMING	YEARS	PART NO.	DESCRIPTION
	1	3 Piece Set	58	KT3-168S	VINTAGE; Incl. rlr. type chain; (1) 222-168; (1) 223-339; (1) 223-380
	1	3 Piece Set	58	KT3-495S	VINTAGE; Incl. silent type chain; (1) 222-495; (1) 223-290; (1) 223-291
	1	Timing Chain	58	222-168	Double rlr.; 66 Links
	1	Timing Chain	58	222-495	Silent type; 50 Links
	1	Crank Sprocket	58	223-291	Use w/silent type chain; 19 Teeth
	QTY	CAMSHAFT/LIFTER	YEARS	PART NO.	DESCRIPTION
	1	Camshaft	58	CS-327	VINTAGE; Hydraulic, (050) Duration at .050 Lobe Lift, 209 Exh., 206 Int., 113 Degrees Lobe Separation
	1	Prelube		55-403 Std Only	1.5 oz. packet
	1	Prelube		55-400 Std Only	4 oz. bottle; 1.5 oz. packet No. 55-403 also avail.
	16	Lifter	58	HT-812 Std Only	VINTAGE; Hyd.; 1.830" - 1.860" Length
	16	Lifter, Bulk	58	HT-812B Std Only	VINTAGE; Hyd.; Carton of 117; 1.830" - 1.860" Length
	QTY	ROCKER PARTS	YEARS	PART NO.	DESCRIPTION
	8	Arm	58	R-829 Std Only	VINTAGE; Loc. L.H.
	8	Arm	58	R-828 Std Only	VINTAGE; Loc. R.H.
	2	Rocker Shaft	58	RS-612 Std Only	VINTAGE
	QTY	VALVE	YEARS	PART NO.	DESCRIPTION
	8	Exhaust	58	V-1339 Std Only	VINTAGE; 1.5980" Head Dia., 0.3715" Stem Dia., 4.8900" O.A.L.
	8	Intake	58	V-1386 Std Only	VINTAGE; 2.0800" Head Dia., 0.3725" Stem Dia., 4.8685" O.A.L.
	QTY	VALVE SPRING	YEARS	PART NO.	DESCRIPTION
	16	Spring	58	VS-673 Std Only	VINTAGE; 2.5800" Free Height
	QTY	VALVE SEAL	YEARS	PART NO.	DESCRIPTION
	16	Valve Stem Seal	58	ST-2002 Std Only	Exc. Eng. w/double valve springs; Installation requires valve guide machining; (PLY) Polyacrylate
	16	Valve Stem Seal Bulk	58	ST-2002BC Std Only	Exc. Eng. w/double valve springs; Positive type; Installation requires valve guide machining; Carton of 100; (PLY) Polyacrylate
	QTY	VALVE SEAT	YEARS	PART NO.	DESCRIPTION
	8	Seat	58	245-1750-2 Std Only	Loc. Exh.; 1.7550" OD, 1.5000" ID, 0.2160" Depth
	8	Seat	58	245-1750-2N Std Only	Loc. Exh.; Premium Material; 1.7550" OD, 1.5000" ID, 0.2160" Depth
	8	Seat	58	245-2250-1 Std Only	Loc. Int.; Machine ID to fit; 2.2555" OD, 1.9375" ID, 0.1855" Depth
	QTY	VALVE, MISC	YEARS	PART NO.	DESCRIPTION
	16	Keeper	58	VK-174 Std Only	Loc. Exh.; 4 groove
	16	Keeper	58	VK-174R Std Only	Loc. Exh.; 4 groove; Hardened
	16	Keeper	58	VK-66 Std Only	Loc. Int.; 2 groove
	16	Keeper	58	VK-66R Std Only	Loc. Int.; 2 groove; Hardened

(continued on next page)

Chrysler Car (Incl. Chrysler, DeSoto, Dodge, Plymouth)

103 361 5.9L (5917cc) OHV V8 (16 Valve), 4.125" Bore (Chrysler Eng.), 2-4 Bbl. "Eng. Code LS3S" 1958
(cont.)

QTY	VALVE, MISC (cont.)	YEARS	PART NO.	DESCRIPTION
16	Spring Insert	58	259-103C Std Only	.015"; ID 1.030"; Carton of 100
16	Spring Insert	58	259-103B Std Only	.030"; ID 1.030"; Carton of 100
16	Spring Insert	58	259-103BRS Std Only	.030"; ID 1.030"; Carton of 500
16	Spring Insert	58	259-103A Std Only	.060"; ID 1.030"; Carton of 100
16	Spring Insert	58	259-103ARS Std Only	.060"; ID 1.030"; Carton of 500
QTY	PISTON	YEARS	PART NO.	DESCRIPTION
8	Pin	58	P-1940 Std-3	VINTAGE; 0.6340" Inside Dia., 1.0935" Outside Dia.
QTY	RINGS	YEARS	PART NO.	DESCRIPTION
1	Premium Set	58	E-243K Std-20-30-40-60	VINTAGE; 2-5/64, 1-3/16; Premium Moly
1	Standard Set	58	E-243X Std-20-30-40-60	VINTAGE; 2-5/64, 1-3/16; Iron
QTY	ENGINE BEARINGS	YEARS	PART NO.	DESCRIPTION
1	Main Set	58	4094M Std-10-20-30-40-60	VINTAGE; 3.453" max. flange OD
1	Rod Set	58	8-2320CP Std-10-20-30-40-50	VINTAGE; 8-2320CA 60 avail. as unplated & resizeable
1	Rod Set	58	8-2320CA 60 60	VINTAGE; Unplated & resizeable
8	Rod Pair	58	2320CP Std-1-10-20-30-40-50	VINTAGE
1	Cam Set	58	1453M Std Only	VINTAGE; Babbitt material; Full round design
QTY	OIL PUMP	YEARS	PART NO.	DESCRIPTION
1	Oil Pump	58	224-43366A	VINTAGE; High Pressure; Use original cover plate on Eng. with canister oil filter
1	Oil Pump	58	224-4174V	VINTAGE; High-Volume; Use original cover plate on Eng. w/canister oil filter
1	Oil Pump	58	224-4174	VINTAGE; Use original cover plate on Eng. w/canister oil filter
1	Pump Repair Kit	58	224-5174	VINTAGE
1	Inter. Shaft	58	224-6174	VINTAGE
QTY	GASKETS	YEARS	PART NO.	DESCRIPTION
1	Valley Pan Gasket Set	58	260-4034	Premium set; Performance manifold gskts. incl.
1	Valley Pan Gasket Set	58	260-4019	VINTAGE; Canadian Built eng.
1	Valley Pan Gasket Set	58	260-4011	VINTAGE; Exc. Canadian Built eng.
QTY	FREEZE PLUGS	YEARS	PART NO.	DESCRIPTION
1	Brass Block Plug Kit	58	381-8011	VINTAGE
1	Steel Block Plug Kit	58	381-4031	VINTAGE
1	Brass Deep Cup Freeze Plug	58	381-9001	VINTAGE; 1.625" Diameter
1	Steel Deep Cup Freeze Plug	58	381-3041	1.625" Diameter
1	Steel Deep Cup Freeze Plug	58	381-3084	2.141" Diameter

104 361 5.9L (5917cc) OHV V8 (16 Valve), 4.125" Bore (Chrysler Eng.), 4 Bbl. "Eng. Code LS3S" 1958

QTY	TIMING	YEARS	PART NO.	DESCRIPTION
1	3 Piece Set	58	KT3-168S	VINTAGE; Incl. rlr. type chain; (1) 222-168; (1) 223-339; (1) 223-380
1	3 Piece Set	58	KT3-495S	VINTAGE; Incl. silent type chain; (1) 222-495; (1) 223-290; (1) 223-291
1	Timing Chain	58	222-168	Double rlr.; 66 Links
1	Timing Chain	58	222-495	Silent type; 50 Links
1	Crank Sprocket	58	223-291	Use w/silent type chain; 19 Teeth
QTY	OIL PUMP	YEARS	PART NO.	DESCRIPTION
1	Oil Pump	58	224-43366A	VINTAGE; High Pressure; Use original cover plate on Eng. with canister oil filter
1	Oil Pump	58	224-4174V	VINTAGE; High-Volume; Use original cover plate on Eng. w/canister oil filter
1	Oil Pump	58	224-4174	VINTAGE; Use original cover plate on Eng. w/canister oil filter
1	Pump Repair Kit	58	224-5174	VINTAGE
1	Inter. Shaft	58	224-6174	VINTAGE
QTY	GASKETS	YEARS	PART NO.	DESCRIPTION
1	Valley Pan Gasket Set	58	260-4034	Premium set; Performance manifold gskts. incl.
1	Valley Pan Gasket Set	58	260-4011	VINTAGE

105 361 5.9L (5917cc) OHV V8 (16 Valve), 4.125" Bore (Chrysler Eng.), MFI "Eng. Code LS3S" 1958

QTY	TIMING	YEARS	PART NO.	DESCRIPTION
1	3 Piece Set	58	KT3-168S	VINTAGE; Incl. rlr. type chain; (1) 222-168; (1) 223-339; (1) 223-380
1	3 Piece Set	58	KT3-495S	VINTAGE; Incl. silent type chain; (1) 222-495; (1) 223-290; (1) 223-291
1	Timing Chain	58	222-168	Double rlr.; 66 Links
1	Timing Chain	58	222-495	Silent type; 50 Links
1	Crank Sprocket	58	223-291	Use w/silent type chain; 19 Teeth

(continued on next page)

Chrysler Car (Incl. Chrysler, DeSoto, Dodge, Plymouth)

361 5.9L (5917cc) OHV V8 (16 Valve), 4.125" Bore (Chrysler Eng.), MFI "Eng. Code LS3S" 1958 105
(cont.)

	QTY	OIL PUMP	YEARS	PART NO.	DESCRIPTION
BLOCK	1	Oil Pump	58	224-43366A	VINTAGE; High Pressure; Use original cover plate on Eng. with canister oil filter
	1	Oil Pump	58	224-4174V	VINTAGE; High-Volume; Use original cover plate on Eng. w/canister oil filter
	1	Oil Pump	58	224-4174	VINTAGE; Use original cover plate on Eng. w/canister oil filter
	1	Pump Repair Kit	58	224-5174	VINTAGE
	1	Inter. Shaft	58	224-6174	VINTAGE
	QTY	GASKETS	YEARS	PART NO.	DESCRIPTION
	1	Valley Pan Gasket Set	58	260-4034	Premium set; Performance manifold gskts. incl.
	1	Valley Pan Gasket Set	58	260-4019	VINTAGE; Canadian Built eng.
	1	Valley Pan Gasket Set	58	260-4011	VINTAGE; Exc. Canadian Built eng.

361 5.9L (5917cc) OHV V8 (16 Valve), 4.125" Bore (Chrysler Eng.), 4 Bbl. "Eng. Code MD3H" 1959 106

	QTY	TIMING	YEARS	PART NO.	DESCRIPTION
	1	3 Piece Set	59	KT3-168S	VINTAGE; Incl. rlr. type chain; (1) 222-168; (1) 223-339; (1) 223-380
	1	3 Piece Set	59	KT3-495S	VINTAGE; Incl. silent type chain; (1) 222-495; (1) 223-290; (1) 223-291
	1	Timing Chain	59	222-168	Double rlr.; 66 Links
	1	Timing Chain	59	222-495	Silent type; 50 Links
	1	Crank Sprocket	59	223-291	Use w/silent type chain; 19 Teeth
	QTY	CAMSHAFT/LIFTER	YEARS	PART NO.	DESCRIPTION
	1	Camshaft	59	CS-327	VINTAGE; Hydraulic, (050) Duration at .050 Lobe Lift, 209 Exh., 206 Int., 113 Degrees Lobe Separation
	1	Prelube		55-403 Std Only	1.5 oz. packet
	1	Prelube		55-400 Std Only	4 oz. bottle; 1.5 oz. packet No. 55-403 also avail.
	16	Lifter	59	HT-812 Std Only	VINTAGE; Hyd.; 1.830" - 1.860" Length
	16	Lifter, Bulk	59	HT-812B Std Only	VINTAGE; Hyd.; Carton of 117; 1.830" - 1.860" Length
	QTY	PUSH ROD	YEARS	PART NO.	DESCRIPTION
	16	Push Rod	59	RP-3031 Std Only	VINTAGE; Exc. Hi-Perf. Eng.; 8.6450" O.A.L.
	QTY	ROCKER PARTS	YEARS	PART NO.	DESCRIPTION
	8	Arm	59	R-829 Std Only	VINTAGE; Loc. L.H.
	8	Arm	59	R-828 Std Only	VINTAGE; Loc. R.H.
	2	Rocker Shaft	59	RS-612 Std Only	VINTAGE
	QTY	VALVE	YEARS	PART NO.	DESCRIPTION
	8	Exhaust	59	V-1339 Std Only	VINTAGE; 1.5980" Head Dia., 0.3715" Stem Dia., 4.8900" O.A.L.
	8	Intake	59	V-1386 Std Only	VINTAGE; 2.0800" Head Dia., 0.3725" Stem Dia., 4.8685" O.A.L.
	QTY	VALVE SPRING	YEARS	PART NO.	DESCRIPTION
	16	Spring	59	VS-673 Std Only	VINTAGE; 2.5800" Free Height
	QTY	VALVE SEAL	YEARS	PART NO.	DESCRIPTION
	16	Valve Stem Seal	59	ST-2002 Std Only	Exc. Eng. w/double valve springs; Installation requires valve guide machining; (PLY) Polyacrylate
	16	Valve Stem Seal	59	MV-1707C Std Only	VINTAGE; Umbrella type; (NTRL) Nitrile
	16	Valve Stem Seal Bulk	59	ST-2002BC Std Only	Exc. Eng. w/double valve springs; Positive type; Installation requires valve guide machining; Carton of 100; (PLY) Polyacrylate
	16	Valve Stem Seal Bulk	59	MV-1707 Std Only	Umbrella type; Carton of 100; (NTRL) Nitrile
	QTY	VALVE SEAT	YEARS	PART NO.	DESCRIPTION
	8	Seat	59	245-1750-2 Std Only	Loc. Exh.; 1.7550" OD, 1.5000" ID, 0.2160" Depth
	8	Seat	59	245-1750-2N Std Only	Loc. Exh.; Premium Material; 1.7550" OD, 1.5000" ID, 0.2160" Depth
	8	Seat	59	245-2250-1 Std Only	Loc. Int.; Machine ID to fit; 2.2555" OD, 1.9375" ID, 0.1855" Depth
	QTY	VALVE, MISC	YEARS	PART NO.	DESCRIPTION
	16	Keeper	59	VK-174 Std Only	Loc. Exh.; 4 groove
	16	Keeper	59	VK-174R Std Only	Loc. Exh.; 4 groove; Hardened
	16	Keeper	59	VK-66 Std Only	Loc. Int.; 2 groove
	16	Keeper	59	VK-66R Std Only	Loc. Int.; 2 groove; Hardened
	16	Spring Insert	59	259-103C Std Only	.015"; ID 1.030"; Carton of 100
	16	Spring Insert	59	259-103B Std Only	.030"; ID 1.030"; Carton of 100
	16	Spring Insert	59	259-103BRS Std Only	.030"; ID 1.030"; Carton of 500
	16	Spring Insert	59	259-103A Std Only	.060"; ID 1.030"; Carton of 100
	16	Spring Insert	59	259-103ARS Std Only	.060"; ID 1.030"; Carton of 500
	QTY	PISTON	YEARS	PART NO.	DESCRIPTION
	8	Pin	59	P-1940 Std-3	VINTAGE; 0.6340" Inside Dia., 1.0935" Outside Dia.

(continued on next page)

Chrysler Car (Incl. Chrysler, DeSoto, Dodge, Plymouth)

106 361 5.9L (5917cc) OHV V8 (16 Valve), 4.125" Bore (Chrysler Eng.), 4 Bbl. "Eng. Code MD3H" 1959
(cont.)

QTY	RINGS	YEARS	PART NO.	DESCRIPTION
1	Premium Set	59	E-243K Std-20-30-40-60	VINTAGE; 2-5/64, 1-3/16; Premium Moly
1	Standard Set	59	E-243X Std-20-30-40-60	VINTAGE; 2-5/64, 1-3/16; Iron
QTY	ENGINE BEARINGS	YEARS	PART NO.	DESCRIPTION
1	Main Set	59	4094M Std-10-20-30-40-60	VINTAGE; 3.453" max. flange OD
1	Rod Set	59	8-2320CP Std-10-20-30-40-50	VINTAGE; 8-2320CA 60 avail. as unplated & resizeable
1	Rod Set	59	8-2320CA 60 60	VINTAGE; Unplated & resizeable
8	Rod Pair	59	2320CP Std-1-10-20-30-40-50	VINTAGE
1	Cam Set	59	1453M Std Only	VINTAGE; Babbitt material; Full round design
QTY	OIL PUMP	YEARS	PART NO.	DESCRIPTION
1	Oil Pump	59	224-43366A	VINTAGE; High Pressure; Use original cover plate on Engs. with canister oil filter
1	Oil Pump	59	224-4174V	VINTAGE; High-Volume; Use original cover plate on Engs. w/canister oil filter
1	Oil Pump	59	224-4174	VINTAGE; Use original cover plate on Engs. w/canister oil filter
1	Pump Repair Kit	59	224-5174	VINTAGE
1	Inter. Shaft	59	224-6174	VINTAGE
QTY	GASKETS	YEARS	PART NO.	DESCRIPTION
1	Valley Pan Gasket Set	59	260-4034	Premium set; Performance manifold gskts. incl.
1	Valley Pan Gasket Set	59	260-4011	VINTAGE
QTY	FREEZE PLUGS	YEARS	PART NO.	DESCRIPTION
1	Brass Block Plug Kit	59	381-8011	VINTAGE
1	Steel Block Plug Kit	59	381-4031	VINTAGE
1	Brass Deep Cup Freeze Plug	59	381-9001	VINTAGE; 1.625" Diameter
1	Steel Deep Cup Freeze Plug	59	381-3041	1.625" Diameter
1	Steel Deep Cup Freeze Plug	59	381-3084	2.141" Diameter

107 361 5.9L (5917cc) OHV V8 (16 Valve), 4.125" Bore (Chrysler Eng.), 2 Bbl. "Eng. Code MD3L" 1959

QTY	TIMING	YEARS	PART NO.	DESCRIPTION
1	3 Piece Set	59	KT3-168S	VINTAGE; Incl. rlr. type chain; (1) 222-168; (1) 223-339; (1) 223-380
1	3 Piece Set	59	KT3-495S	VINTAGE; Incl. silent type chain; (1) 222-495; (1) 223-290; (1) 223-291
1	Timing Chain	59	222-168	Double rlr.; 66 Links
1	Timing Chain	59	222-495	Silent type; 50 Links
1	Crank Sprocket	59	223-291	Use w/silent type chain; 19 Teeth
QTY	CAMSHAFT/LIFTER	YEARS	PART NO.	DESCRIPTION
1	Camshaft	59	CS-327	VINTAGE; Hydraulic, (.050) Duration at .050 Lobe Lift, 209 Exh., 206 Int., 113 Degrees Lobe Separation
1	Prelube		55-403 Std Only	1.5 oz. packet
1	Prelube		55-400 Std Only	4 oz. bottle; 1.5 oz. packet No. 55-403 also avail.
16	Lifter	59	HT-812 Std Only	VINTAGE; Hyd.; 1.830" - 1.860" Length
16	Lifter, Bulk	59	HT-812B Std Only	VINTAGE; Hyd.; Carton of 117; 1.830" - 1.860" Length
QTY	PUSH ROD	YEARS	PART NO.	DESCRIPTION
16	Push Rod	59	RP-3031 Std Only	VINTAGE; Exc. Hi-Perf. Engs.; 8.6450" O.A.L.
QTY	ROCKER PARTS	YEARS	PART NO.	DESCRIPTION
8	Arm	59	R-829 Std Only	VINTAGE; Loc. L.H.
8	Arm	59	R-828 Std Only	VINTAGE; Loc. R.H.
2	Rocker Shaft	59	RS-612 Std Only	VINTAGE
QTY	VALVE	YEARS	PART NO.	DESCRIPTION
8	Exhaust	59	V-1339 Std Only	VINTAGE; 1.5980" Head Dia., 0.3715" Stem Dia., 4.8900" O.A.L.
8	Intake	59	V-1386 Std Only	VINTAGE; 2.0800" Head Dia., 0.3725" Stem Dia., 4.8685" O.A.L.
QTY	VALVE SPRING	YEARS	PART NO.	DESCRIPTION
16	Spring	59	VS-673 Std Only	VINTAGE; 2.5800" Free Height
QTY	VALVE SEAL	YEARS	PART NO.	DESCRIPTION
16	Valve Stem Seal	59	ST-2002 Std Only	Exc. Engs. w/double valve springs; Installation requires valve guide machining; (PLY) Polyacrylate
16	Valve Stem Seal	59	MV-1707C Std Only	VINTAGE; Umbrella type; (NTRL) Nitrile
16	Valve Stem Seal Bulk	59	ST-2002BC Std Only	Exc. Engs. w/double valve springs; Positive type; Installation requires valve guide machining; Carton of 100; (PLY) Polyacrylate
16	Valve Stem Seal Bulk	59	MV-1707 Std Only	Umbrella type; Carton of 100; (NTRL) Nitrile
QTY	VALVE SEAT	YEARS	PART NO.	DESCRIPTION
8	Seat	59	245-1750-2 Std Only	Loc. Exh.; 1.7550" OD, 1.5000" ID, 0.2160" Depth
8	Seat	59	245-1750-2N Std Only	Loc. Exh.; Premium Material; 1.7550" OD, 1.5000" ID, 0.2160" Depth

(continued on next page)

Chrysler Car (Incl. Chrysler, DeSoto, Dodge, Plymouth)

361 5.9L (5917cc) OHV V8 (16 Valve), 4.125" Bore (Chrysler Eng.), 2 Bbl. "Eng. Code MD3L" 1959 107
(cont.)

QTY	VALVE SEAT (cont.)	YEARS	PART NO.	DESCRIPTION
8	Seat	59	245-2250-1 Std Only	Loc. Int.; Machine ID to fit; 2.2555" OD, 1.9375" ID, 0.1855" Depth
QTY	VALVE, MISC	YEARS	PART NO.	DESCRIPTION
16	Keeper	59	VK-174 Std Only	Loc. Exh.; 4 groove
16	Keeper	59	VK-174R Std Only	Loc. Exh.; 4 groove; Hardened
16	Keeper	59	VK-66 Std Only	Loc. Int.; 2 groove
16	Keeper	59	VK-66R Std Only	Loc. Int.; 2 groove; Hardened
16	Spring Insert	59	259-103C Std Only	.015"; ID 1.030"; Carton of 100
16	Spring Insert	59	259-103B Std Only	.030"; ID 1.030"; Carton of 100
16	Spring Insert	59	259-103BRS Std Only	.030"; ID 1.030"; Carton of 500
16	Spring Insert	59	259-103A Std Only	.060"; ID 1.030"; Carton of 100
16	Spring Insert	59	259-103ARS Std Only	.060"; ID 1.030"; Carton of 500
QTY	PISTON	YEARS	PART NO.	DESCRIPTION
8	Pin	59	P-1940 Std-3	VINTAGE; 0.6340" Inside Dia., 1.0935" Outside Dia.
QTY	RINGS	YEARS	PART NO.	DESCRIPTION
1	Premium Set	59	E-243K Std-20-30-40-60	VINTAGE; 2-5/64, 1-3/16; Premium Moly
1	Standard Set	59	E-243X Std-20-30-40-60	VINTAGE; 2-5/64, 1-3/16; Iron
QTY	ENGINE BEARINGS	YEARS	PART NO.	DESCRIPTION
1	Main Set	59	4094M Std-10-20-30-40-60	VINTAGE; 3.453" max. flange OD
1	Rod Set	59	8-2320CP Std-10-20-30-40-50	VINTAGE; 8-2320CA 60 avail. as unplated & resizeable
1	Rod Set	59	8-2320CA 60 60	VINTAGE; Unplated & resizeable
8	Rod Pair	59	2320CP Std-1-10-20-30-40-50	VINTAGE
1	Cam Set	59	1453M Std Only	VINTAGE; Babbitt material; Full round design
QTY	OIL PUMP	YEARS	PART NO.	DESCRIPTION
1	Oil Pump	59	224-43366A	VINTAGE; High Pressure; Use original cover plate on Eng. with canister oil filter
1	Oil Pump	59	224-4174V	VINTAGE; High-Volume; Use original cover plate on Eng. w/canister oil filter
1	Oil Pump	59	224-4174	VINTAGE; Use original cover plate on Eng. w/canister oil filter
1	Pump Repair Kit	59	224-5174	VINTAGE
1	Inter. Shaft	59	224-6174	VINTAGE
QTY	GASKETS	YEARS	PART NO.	DESCRIPTION
1	Valley Pan Gasket Set	59	260-4034	Premium set; Performance manifold gskts. incl.
1	Valley Pan Gasket Set	59	260-4011	VINTAGE
QTY	FREEZE PLUGS	YEARS	PART NO.	DESCRIPTION
1	Brass Block Plug Kit	59	381-8011	VINTAGE
1	Steel Block Plug Kit	59	381-4031	VINTAGE
1	Brass Deep Cup Freeze Plug	59	381-9001	VINTAGE; 1.625" Diameter
1	Steel Deep Cup Freeze Plug	59	381-3041	1.625" Diameter
1	Steel Deep Cup Freeze Plug	59	381-3084	2.141" Diameter
361 5.9L (5917cc) OHV V8 (16 Valve), 4.125" Bore (Chrysler Eng.), 2 Bbl. "Eng. Code MD3M" 1959 108				
QTY	TIMING	YEARS	PART NO.	DESCRIPTION
1	3 Piece Set	59	KT3-168S	VINTAGE; Incl. rlr. type chain; (1) 222-168; (1) 223-339; (1) 223-380
1	3 Piece Set	59	KT3-495S	VINTAGE; Incl. silent type chain; (1) 222-495; (1) 223-290; (1) 223-291
1	Timing Chain	59	222-168	Double rlr.; 66 Links
1	Timing Chain	59	222-495	Silent type; 50 Links
1	Crank Sprocket	59	223-291	Use w/silent type chain; 19 Teeth
QTY	CAMSHAFT/LIFTER	YEARS	PART NO.	DESCRIPTION
1	Camshaft	59	CS-327	VINTAGE; Hydraulic, (050) Duration at .050 Lobe Lift, 209 Exh., 206 Int., 113 Degrees Lobe Separation
1	Prelube		55-403 Std Only	1.5 oz. packet
1	Prelube		55-400 Std Only	4 oz. bottle; 1.5 oz. packet No. 55-403 also avail.
16	Lifter	59	HT-812 Std Only	VINTAGE; Hyd.; 1.830" - 1.860" Length
16	Lifter, Bulk	59	HT-812B Std Only	VINTAGE; Hyd.; Carton of 117; 1.830" - 1.860" Length
QTY	PUSH ROD	YEARS	PART NO.	DESCRIPTION
16	Push Rod	59	RP-3031 Std Only	VINTAGE; Exc. Hi-Perf. Eng.; 8.6450" O.A.L.
QTY	ROCKER PARTS	YEARS	PART NO.	DESCRIPTION
8	Arm	59	R-829 Std Only	VINTAGE; Loc. L.H.
8	Arm	59	R-828 Std Only	VINTAGE; Loc. R.H.
2	Rocker Shaft	59	RS-612 Std Only	VINTAGE
QTY	VALVE	YEARS	PART NO.	DESCRIPTION
8	Exhaust	59	V-1339 Std Only	VINTAGE; 1.5980" Head Dia., 0.3715" Stem Dia., 4.8900" O.A.L.

(continued on next page)

Chrysler Car (Incl. Chrysler, DeSoto, Dodge, Plymouth)

108 361 5.9L (5917cc) OHV V8 (16 Valve), 4.125" Bore (Chrysler Eng.), 2 Bbl. "Eng. Code MD3M" 1959
(cont.)

QTY	VALVE (cont.)	YEARS	PART NO.	DESCRIPTION
8	Intake	59	V-1386 Std Only	VINTAGE; 2.0800" Head Dia., 0.3725" Stem Dia., 4.8685" O.A.L.
16	VALVE SPRING Spring	59	VS-673 Std Only	VINTAGE; 2.5800" Free Height
16	VALVE SEAL Valve Stem Seal	59	ST-2002 Std Only	Exc. Eng. w/double valve springs; Installation requires valve guide machining; (PLY) Polyacrylate
16	Valve Stem Seal	59	MV-1707C Std Only	VINTAGE; Umbrella type; (NTRL) Nitrile
16	Valve Stem Seal Bulk	59	ST-2002BC Std Only	Exc. Eng. w/double valve springs; Positive type; Installation requires valve guide machining; Carton of 100; (PLY) Polyacrylate
16	Valve Stem Seal Bulk	59	MV-1707 Std Only	Umbrella type; Carton of 100; (NTRL) Nitrile
8	VALVE SEAT Seat	59	245-1750-2 Std Only	Loc. Exh.; 1.7550" OD, 1.5000" ID, 0.2160" Depth
8	Seat	59	245-1750-2N Std Only	Loc. Exh.; Premium Material; 1.7550" OD, 1.5000" ID, 0.2160" Depth
8	Seat	59	245-2250-1 Std Only	Loc. Int.; Machine ID to fit; 2.2555" OD, 1.9375" ID, 0.1855" Depth
16	VALVE, MISC Keeper	59	VK-174 Std Only	Loc. Exh.; 4 groove
16	Keeper	59	VK-174R Std Only	Loc. Exh.; 4 groove; Hardened
16	Keeper	59	VK-66 Std Only	Loc. Int.; 2 groove
16	Keeper	59	VK-66R Std Only	Loc. Int.; 2 groove; Hardened
16	Spring Insert	59	259-103C Std Only	.015"; ID 1.030"; Carton of 100
16	Spring Insert	59	259-103B Std Only	.030"; ID 1.030"; Carton of 100
16	Spring Insert	59	259-103BRS Std Only	.030"; ID 1.030"; Carton of 500
16	Spring Insert	59	259-103A Std Only	.060"; ID 1.030"; Carton of 100
16	Spring Insert	59	259-103ARS Std Only	.060"; ID 1.030"; Carton of 500
8	PISTON Pin	59	P-1940 Std-3	VINTAGE; 0.6340" Inside Dia., 1.0935" Outside Dia.
1	RINGS Premium Set	59	E-243K Std-20-30-40-60	VINTAGE; 2-5/64, 1-3/16; Premium Moly
1	Standard Set	59	E-243X Std-20-30-40-60	VINTAGE; 2-5/64, 1-3/16; Iron
1	ENGINE BEARINGS Main Set	59	4094M Std-10-20-30-40-60	VINTAGE; 3.453" max. flange OD
1	Rod Set	59	8-2320CP Std-10-20-30-40-50	VINTAGE; 8-2320CA 60 avail. as unplated & resizeable
1	Rod Set	59	8-2320CA 60 60	VINTAGE; Unplated & resizeable
8	Rod Pair	59	2320CP Std-1-10-20-30-40-50	VINTAGE
1	Cam Set	59	1453M Std Only	VINTAGE; Babbitt material; Full round design
1	OIL PUMP Oil Pump	59	224-43366A	VINTAGE; High Pressure; Use original cover plate on Eng. with canister oil filter
1	Oil Pump	59	224-4174V	VINTAGE; High-Volume; Use original cover plate on Eng. w/canister oil filter
1	Oil Pump	59	224-4174	VINTAGE; Use original cover plate on Eng. w/canister oil filter
1	Pump Repair Kit	59	224-5174	VINTAGE
1	Inter. Shaft	59	224-6174	VINTAGE
1	GASKETS Valley Pan Gasket Set	59	260-4034	Premium set; Performance manifold gskts. incl.
1	Valley Pan Gasket Set	59	260-4011	VINTAGE
1	FREEZE PLUGS Brass Block Plug Kit	59	381-8011	VINTAGE
1	Steel Block Plug Kit	59	381-4031	VINTAGE
1	Brass Deep Cup Freeze Plug	59	381-9001	VINTAGE; 1.625" Diameter
1	Steel Deep Cup Freeze Plug	59	381-3041	1.625" Diameter
1	Steel Deep Cup Freeze Plug	59	381-3084	2.141" Diameter

109 361 5.9L (5917cc) OHV V8 (16 Valve), 4.125" Bore (Chrysler Eng.), 2 Bbl. "Eng. Code MS1" 1959

QTY	TIMING	YEARS	PART NO.	DESCRIPTION
1	3 Piece Set	59	KT3-168S	VINTAGE; Incl. rlr. type chain; (1) 222-168; (1) 223-339; (1) 223-380
1	3 Piece Set	59	KT3-495S	VINTAGE; Incl. silent type chain; (1) 222-495; (1) 223-290; (1) 223-291
1	Timing Chain	59	222-168	Double rlr.; 66 Links
1	Timing Chain	59	222-495	Silent type; 50 Links
1	Crank Sprocket	59	223-291	Use w/silent type chain; 19 Teeth

(continued on next page)

Chrysler Car (Incl. Chrysler, DeSoto, Dodge, Plymouth)

361 5.9L (5917cc) OHV V8 (16 Valve), 4.125" Bore (Chrysler Eng.), 2 Bbl. "Eng. Code MS1" 1959 109
(cont.)

QTY	CAMSHAFT/LIFTER	YEARS	PART NO.	DESCRIPTION
1	Camshaft	59	CS-327	VINTAGE; Hydraulic, (050) Duration at .050 Lobe Lift, 209 Exh., 206 Int., 113 Degrees Lobe Separation
1	Prelube		55-403 Std Only	1.5 oz. packet
1	Prelube		55-400 Std Only	4 oz. bottle; 1.5 oz. packet No. 55-403 also avail.
16	Lifter	59	HT-812 Std Only	VINTAGE; Hyd.; 1.830" - 1.860" Length
16	Lifter, Bulk	59	HT-812B Std Only	VINTAGE; Hyd.; Carton of 117; 1.830" - 1.860" Length
QTY	PUSH ROD	YEARS	PART NO.	DESCRIPTION
16	Push Rod	59	RP-3031 Std Only	VINTAGE; Exc. Hi-Perf. Eng's.; 8.6450" O.A.L.
QTY	ROCKER PARTS	YEARS	PART NO.	DESCRIPTION
8	Arm	59	R-829 Std Only	VINTAGE; Loc. L.H.
8	Arm	59	R-828 Std Only	VINTAGE; Loc. R.H.
2	Rocker Shaft	59	RS-612 Std Only	VINTAGE
QTY	VALVE	YEARS	PART NO.	DESCRIPTION
8	Exhaust	59	V-1339 Std Only	VINTAGE; 1.5980" Head Dia., 0.3715" Stem Dia., 4.8900" O.A.L.
8	Intake	59	V-1386 Std Only	VINTAGE; 2.0800" Head Dia., 0.3725" Stem Dia., 4.8685" O.A.L.
QTY	VALVE SPRING	YEARS	PART NO.	DESCRIPTION
16	Spring	59	VS-673 Std Only	VINTAGE; 2.5800" Free Height
QTY	VALVE SEAL	YEARS	PART NO.	DESCRIPTION
16	Valve Stem Seal	59	ST-2002 Std Only	Exc. Eng's. w/double valve springs; Installation requires valve guide machining; (PLY) Polyacrylate
16	Valve Stem Seal	59	MV-1707C Std Only	VINTAGE; Umbrella type; (NTRL) Nitrile
16	Valve Stem Seal Bulk	59	ST-2002BC Std Only	Exc. Eng's. w/double valve springs; Positive type; Installation requires valve guide machining; Carton of 100; (PLY) Polyacrylate
16	Valve Stem Seal Bulk	59	MV-1707 Std Only	Umbrella type; Carton of 100; (NTRL) Nitrile
QTY	VALVE SEAT	YEARS	PART NO.	DESCRIPTION
8	Seat	59	245-1750-2 Std Only	Loc. Exh.; 1.7550" OD, 1.5000" ID, 0.2160" Depth
8	Seat	59	245-1750-2N Std Only	Loc. Exh.; Premium Material; 1.7550" OD, 1.5000" ID, 0.2160" Depth
8	Seat	59	245-2250-1 Std Only	Loc. Int.; Machine ID to fit; 2.2555" OD, 1.9375" ID, 0.1855" Depth
QTY	VALVE, MISC	YEARS	PART NO.	DESCRIPTION
16	Keeper	59	VK-174 Std Only	Loc. Exh.; 4 groove
16	Keeper	59	VK-174R Std Only	Loc. Exh.; 4 groove; Hardened
16	Keeper	59	VK-66 Std Only	Loc. Int.; 2 groove
16	Keeper	59	VK-66R Std Only	Loc. Int.; 2 groove; Hardened
16	Spring Insert	59	259-103C Std Only	.015"; ID 1.030"; Carton of 100
16	Spring Insert	59	259-103B Std Only	.030"; ID 1.030"; Carton of 100
16	Spring Insert	59	259-103BRS Std Only	.030"; ID 1.030"; Carton of 500
16	Spring Insert	59	259-103A Std Only	.060"; ID 1.030"; Carton of 100
16	Spring Insert	59	259-103ARS Std Only	.060"; ID 1.030"; Carton of 500
QTY	PISTON	YEARS	PART NO.	DESCRIPTION
8	Pin	59	P-1940 Std-3	VINTAGE; 0.6340" Inside Dia., 1.0935" Outside Dia.
QTY	RINGS	YEARS	PART NO.	DESCRIPTION
1	Premium Set	59	E-243K Std-20-30-40-60	VINTAGE; 2-5/64, 1-3/16; Premium Moly
1	Standard Set	59	E-243X Std-20-30-40-60	VINTAGE; 2-5/64, 1-3/16; Iron
QTY	ENGINE BEARINGS	YEARS	PART NO.	DESCRIPTION
1	Main Set	59	4094M Std-10-20-30-40-60	VINTAGE; 3.453" max. flange OD
1	Rod Set	59	8-2320CP Std-10-20-30-40-50	VINTAGE; 8-2320CA 60 avail. as unplated & resizeable
1	Rod Set	59	8-2320CA 60 60	VINTAGE; Unplated & resizeable
8	Rod Pair	59	2320CP Std-1-10-20-30-40-50	VINTAGE
1	Cam Set	59	1453M Std Only	VINTAGE; Babbitt material; Full round design
QTY	OIL PUMP	YEARS	PART NO.	DESCRIPTION
1	Oil Pump	59	224-43366A	VINTAGE; High Pressure; Use original cover plate on Eng's. with canister oil filter
1	Oil Pump	59	224-4174V	VINTAGE; High-Volume; Use original cover plate on Eng's. w/canister oil filter
1	Oil Pump	59	224-4174	VINTAGE; Use original cover plate on Eng's. w/canister oil filter
1	Pump Repair Kit	59	224-5174	VINTAGE
1	Inter. Shaft	59	224-6174	VINTAGE
QTY	GASKETS	YEARS	PART NO.	DESCRIPTION
1	Valley Pan Gasket Set	59	260-4034	Premium set; Performance manifold gskts. incl.
1	Valley Pan Gasket Set	59	260-4011	VINTAGE
QTY	FREEZE PLUGS	YEARS	PART NO.	DESCRIPTION
1	Brass Block Plug Kit	59	381-8011	VINTAGE

(continued on next page)

Chrysler Car (Incl. Chrysler, DeSoto, Dodge, Plymouth)

109 361 5.9L (5917cc) OHV V8 (16 Valve), 4.125" Bore (Chrysler Eng.), 2 Bbl. "Eng. Code MS1" 1959
(cont.)

QTY	FREEZE PLUGS (cont.)	YEARS	PART NO.	DESCRIPTION
1	Steel Block Plug Kit	59	381-4031	VINTAGE
1	Brass Deep Cup Freeze Plug	59	381-9001	VINTAGE; 1.625" Diameter
1	Steel Deep Cup Freeze Plug	59	381-3041	1.625" Diameter
1	Steel Deep Cup Freeze Plug	59	381-3084	2.141" Diameter

110 361 5.9L (5917cc) OHV V8 (16 Valve), 4.125" Bore (Chrysler Eng.), 2 Bbl. "Eng. Code P36" 1960-1959

QTY	TIMING	YEARS	PART NO.	DESCRIPTION
1	3 Piece Set	60-59	KT3-168S	VINTAGE; Incl. rlr. type chain; (1) 222-168; (1) 223-339; (1) 223-380
1	3 Piece Set	60-59	KT3-495S	VINTAGE; Incl. silent type chain; (1) 222-495; (1) 223-290; (1) 223-291
1	Timing Chain	60-59	222-168	Double rlr.; 66 Links
1	Timing Chain	60-59	222-495	Silent type; 50 Links
1	Crank Sprocket	60-59	223-291	Use w/silent type chain; 19 Teeth

QTY	CAMSHAFT/LIFTER	YEARS	PART NO.	DESCRIPTION
1	Camshaft	60-59	CS-327	VINTAGE; Hydraulic, (050) Duration at .050 Lobe Lift, 209 Exh., 206 Int., 113 Degrees Lobe Separation
1	Prelube		55-403 Std Only	1.5 oz. packet
1	Prelube		55-400 Std Only	4 oz. bottle; 1.5 oz. packet No. 55-403 also avail.
16	Lifter	60-59	HT-812 Std Only	VINTAGE; Hyd.; 1.830" - 1.860" Length
16	Lifter, Bulk	60-59	HT-812B Std Only	VINTAGE; Hyd.; Carton of 117; 1.830" - 1.860" Length

QTY	PUSH ROD	YEARS	PART NO.	DESCRIPTION
16	Push Rod	60-59	RP-3031 Std Only	VINTAGE; Exc. Hi-Perf. Eng.s.; 8.6450" O.A.L.

QTY	ROCKER PARTS	YEARS	PART NO.	DESCRIPTION
8	Arm	60-59	R-829 Std Only	VINTAGE; Loc. L.H.
8	Arm	60-59	R-828 Std Only	VINTAGE; Loc. R.H.
2	Rocker Shaft	60-59	RS-612 Std Only	VINTAGE

QTY	VALVE	YEARS	PART NO.	DESCRIPTION
8	Exhaust	60-59	V-1339 Std Only	VINTAGE; 1.5980" Head Dia., 0.3715" Stem Dia., 4.8900" O.A.L.
8	Intake	60-59	V-1386 Std Only	VINTAGE; 2.0800" Head Dia., 0.3725" Stem Dia., 4.8685" O.A.L.

QTY	VALVE SPRING	YEARS	PART NO.	DESCRIPTION
16	Spring	60-59	VS-673 Std Only	VINTAGE; 2.5800" Free Height

QTY	VALVE SEAL	YEARS	PART NO.	DESCRIPTION
16	Valve Stem Seal	60-59	ST-2002 Std Only	Exc. Eng.s. w/double valve springs; Installation requires valve guide machining; (PLY) Polyacrylate
16	Valve Stem Seal	60-59	MV-1707C Std Only	VINTAGE; Umbrella type; (NTRL) Nitrile
16	Valve Stem Seal Bulk	60-59	ST-2002BC Std Only	Exc. Eng.s. w/double valve springs; Positive type; Installation requires valve guide machining; Carton of 100; (PLY) Polyacrylate
16	Valve Stem Seal Bulk	60-59	MV-1707 Std Only	Umbrella type; Carton of 100; (NTRL) Nitrile

QTY	VALVE SEAT	YEARS	PART NO.	DESCRIPTION
8	Seat	60-59	245-1750-2 Std Only	Loc. Exh.; 1.7550" OD, 1.5000" ID, 0.2160" Depth
8	Seat	60-59	245-1750-2N Std Only	Loc. Exh.; Premium Material; 1.7550" OD, 1.5000" ID, 0.2160" Depth
8	Seat	60-59	245-2250-1 Std Only	Loc. Int.; Machine ID to fit; 2.2555" OD, 1.9375" ID, 0.1855" Depth

QTY	VALVE, MISC	YEARS	PART NO.	DESCRIPTION
16	Keeper	60-59	VK-174 Std Only	Loc. Exh.; 4 groove
16	Keeper	60-59	VK-174R Std Only	Loc. Exh.; 4 groove; Hardened
16	Keeper	60-59	VK-66 Std Only	Loc. Int.; 2 groove
16	Keeper	60-59	VK-66R Std Only	Loc. Int.; 2 groove; Hardened
16	Spring Insert	60-59	259-103C Std Only	.015"; ID 1.030"; Carton of 100
16	Spring Insert	60-59	259-103B Std Only	.030"; ID 1.030"; Carton of 100
16	Spring Insert	60-59	259-103BRS Std Only	.030"; ID 1.030"; Carton of 500
16	Spring Insert	60-59	259-103A Std Only	.060"; ID 1.030"; Carton of 100
16	Spring Insert	60-59	259-103ARS Std Only	.060"; ID 1.030"; Carton of 500

QTY	PISTON	YEARS	PART NO.	DESCRIPTION
8	Pin	60-59	P-1940 Std-3	VINTAGE; 0.6340" Inside Dia., 1.0935" Outside Dia.

QTY	RINGS	YEARS	PART NO.	DESCRIPTION
1	Premium Set	60-59	E-243K Std-20-30-40-60	VINTAGE; 2-5/64, 1-3/16; Premium Moly
1	Standard Set	60-59	E-243X Std-20-30-40-60	VINTAGE; 2-5/64, 1-3/16; Iron

QTY	ENGINE BEARINGS	YEARS	PART NO.	DESCRIPTION
1	Main Set	60-59	4094M Std-10-20-30-40-60	VINTAGE; 3.453" max. flange OD
1	Rod Set	60-59	8-2320CP Std-10-20-30-40-50	VINTAGE; 8-2320CA 60 avail. as unplated & resizeable
1	Rod Set	60-59	8-2320CA 60 60	VINTAGE; Unplated & resizeable
8	Rod Pair	60-59	2320CP Std-1-10-20-30-40-50	VINTAGE

VALVE TRAIN

VALVE TRAIN

BLOCK

BLOCK

(continued on next page)

Chrysler Car (Incl. Chrysler, DeSoto, Dodge, Plymouth)

361 5.9L (5917cc) OHV V8 (16 Valve), 4.125" Bore (Chrysler Eng.), 2 Bbl. "Eng. Code P36" 1960-1959 110
(cont.)

	ENGINE BEARINGS	YEARS	PART NO.	DESCRIPTION
BLOCK	QTY 1	(cont.) Cam Set	60-59 1453M Std Only	VINTAGE; Babbitt material; Full round design
	QTY 1	OIL PUMP Oil Pump	60-59 224-43366A	VINTAGE; High Pressure; Use original cover plate on Eng. with canister oil filter
	1	Oil Pump	60-59 224-4174V	VINTAGE; High-Volume; Use original cover plate on Eng. w/canister oil filter
	1	Oil Pump	60-59 224-4174	VINTAGE; Use original cover plate on Eng. w/canister oil filter
	1	Pump Repair Kit	60-59 224-5174	VINTAGE
	1	Inter. Shaft	60-59 224-6174	VINTAGE
	QTY 1	GASKETS Valley Pan Gasket Set	60-59 260-4034	Premium set; Performance manifold gsks. incl.
	1	Valley Pan Gasket Set	60-59 260-4011	VINTAGE
	QTY 1	FREEZE PLUGS Brass Block Plug Kit	60-59 381-8011	VINTAGE
	1	Steel Block Plug Kit	60-59 381-4031	VINTAGE
1	Brass Deep Cup Freeze Plug	60-59 381-9001	VINTAGE; 1.625" Diameter	
1	Steel Deep Cup Freeze Plug	60-59 381-3041	1.625" Diameter	
1	Steel Deep Cup Freeze Plug	60-59 381-3084	2.141" Diameter	

361 5.9L (5917cc) OHV V8 (16 Valve), 4.125" Bore (Chrysler Eng.), 2-4 Bbl. "Eng. Code P36" 1960-1959 111

	TIMING	YEARS	PART NO.	DESCRIPTION
VALVE TRAIN	QTY 1	3 Piece Set	60-59 KT3-168S	VINTAGE; Incl. rlr. type chain; (1) 222-168; (1) 223-339; (1) 223-380
	1	3 Piece Set	60-59 KT3-495S	VINTAGE; Incl. silent type chain; (1) 222-495; (1) 223-290; (1) 223-291
	1	Timing Chain	60-59 222-168	Double rlr.; 66 Links
	1	Timing Chain	60-59 222-495	Silent type; 50 Links
	1	Crank Sprocket	60-59 223-291	Use w/silent type chain; 19 Teeth
	QTY 1	CAMSHAFT/LIFTER Camshaft	60-59 CS-327	VINTAGE; Hydraulic, (050) Duration at .050 Lobe Lift, 209 Exh., 206 Int., 113 Degrees Lobe Separation
	1	Prelube	55-403 Std Only	1.5 oz. packet
	1	Prelube	55-400 Std Only	4 oz. bottle; 1.5 oz. packet No. 55-403 also avail.
	16	Lifter	60-59 HT-812 Std Only	VINTAGE; Hyd.; 1.830" - 1.860" Length
	16	Lifter, Bulk	60-59 HT-812B Std Only	VINTAGE; Hyd.; Carton of 117; 1.830" - 1.860" Length
QTY 8	ROCKER PARTS Arm	60-59 R-829 Std Only	VINTAGE; Loc. L.H.	
8	Arm	60-59 R-828 Std Only	VINTAGE; Loc. R.H.	
2	Rocker Shaft	60-59 RS-612 Std Only	VINTAGE	
QTY 8	VALVE Exhaust	60-59 V-1339 Std Only	VINTAGE; 1.5980" Head Dia., 0.3715" Stem Dia., 4.8900" O.A.L.	
8	Intake	60-59 V-1386 Std Only	VINTAGE; 2.0800" Head Dia., 0.3725" Stem Dia., 4.8685" O.A.L.	
QTY 16	VALVE SPRING Spring	60-59 VS-673 Std Only	VINTAGE; 2.5800" Free Height	
QTY 16	VALVE SEAL Valve Stem Seal	60-59 ST-2002 Std Only	Exc. Eng. w/double valve springs; Installation requires valve guide machining; (PLY) Polyacrylate	
16	Valve Stem Seal	60-59 MV-1707C Std Only	VINTAGE; Umbrella type; (NTRL) Nitrile	
16	Valve Stem Seal Bulk	60-59 ST-2002BC Std Only	Exc. Eng. w/double valve springs; Positive type; Installation requires valve guide machining; Carton of 100; (PLY) Polyacrylate	
16	Valve Stem Seal Bulk	60-59 MV-1707 Std Only	Umbrella type; Carton of 100; (NTRL) Nitrile	
QTY 8	VALVE SEAT Seat	60-59 245-1750-2 Std Only	Loc. Exh.; 1.7550" OD, 1.5000" ID, 0.2160" Depth	
8	Seat	60-59 245-1750-2N Std Only	Loc. Exh.; Premium Material; 1.7550" OD, 1.5000" ID, 0.2160" Depth	
8	Seat	60-59 245-2250-1 Std Only	Loc. Int.; Machine ID to fit; 2.2555" OD, 1.9375" ID, 0.1855" Depth	
QTY 16	VALVE, MISC Keeper	60-59 VK-174 Std Only	Loc. Exh.; 4 groove	
16	Keeper	60-59 VK-174R Std Only	Loc. Exh.; 4 groove; Hardened	
16	Keeper	60-59 VK-66 Std Only	Loc. Int.; 2 groove	
16	Keeper	60-59 VK-66R Std Only	Loc. Int.; 2 groove; Hardened	
16	Spring Insert	60-59 259-103C Std Only	.015"; ID 1.030"; Carton of 100	

(continued on next page)

Chrysler Car (Incl. Chrysler, DeSoto, Dodge, Plymouth)

111 361 5.9L (5917cc) OHV V8 (16 Valve), 4.125" Bore (Chrysler Eng.), 2-4 Bbl. "Eng. Code P36" 1960-1959
(cont.)

QTY	VALVE, MISC (cont.)	YEARS	PART NO.	DESCRIPTION
16	Spring Insert	60-59	259-103B Std Only	.030"; ID 1.030"; Carton of 100
16	Spring Insert	60-59	259-103BRS Std Only	.030"; ID 1.030"; Carton of 500
16	Spring Insert	60-59	259-103A Std Only	.060"; ID 1.030"; Carton of 100
16	Spring Insert	60-59	259-103ARS Std Only	.060"; ID 1.030"; Carton of 500
QTY	PISTON	YEARS	PART NO.	DESCRIPTION
8	Pin	60-59	P-1940 Std-3	VINTAGE; 0.6340" Inside Dia., 1.0935" Outside Dia.
QTY	RINGS	YEARS	PART NO.	DESCRIPTION
1	Premium Set	60-59	E-243K Std-20-30-40-60	VINTAGE; 2-5/64, 1-3/16; Premium Moly
1	Standard Set	60-59	E-243X Std-20-30-40-60	VINTAGE; 2-5/64, 1-3/16; Iron
QTY	ENGINE BEARINGS	YEARS	PART NO.	DESCRIPTION
1	Main Set	60-59	4094M Std-10-20-30-40-60	VINTAGE; 3.453" max. flange OD
1	Rod Set	60-59	8-2320CP Std-10-20-30-40-50	VINTAGE; 8-2320CA 60 avail. as unplated & resizeable
1	Rod Set	60-59	8-2320CA 60 60	VINTAGE; Unplated & resizeable
8	Rod Pair	60-59	2320CP Std-1-10-20-30-40-50	VINTAGE
1	Cam Set	60-59	1453M Std Only	VINTAGE; Babbitt material; Full round design
QTY	OIL PUMP	YEARS	PART NO.	DESCRIPTION
1	Oil Pump	60-59	224-43366A	VINTAGE; High Pressure; Use original cover plate on Eng. with canister oil filter
1	Oil Pump	60-59	224-4174V	VINTAGE; High-Volume; Use original cover plate on Eng. w/canister oil filter
1	Oil Pump	60-59	224-4174	VINTAGE; Use original cover plate on Eng. w/canister oil filter
1	Pump Repair Kit	60-59	224-5174	VINTAGE
1	Inter. Shaft	60-59	224-6174	VINTAGE
QTY	GASKETS	YEARS	PART NO.	DESCRIPTION
1	Valley Pan Gasket Set	60-59	260-4034	Premium set; Performance manifold gskts. incl.
1	Valley Pan Gasket Set	60-59	260-4011	VINTAGE
QTY	FREEZE PLUGS	YEARS	PART NO.	DESCRIPTION
1	Brass Block Plug Kit	60-59	381-8011	VINTAGE
1	Steel Block Plug Kit	60-59	381-4031	VINTAGE
1	Brass Deep Cup Freeze Plug	60-59	381-9001	VINTAGE; 1.625" Diameter
1	Steel Deep Cup Freeze Plug	60-59	381-3041	1.625" Diameter
1	Steel Deep Cup Freeze Plug	60-59	381-3084	2.141" Diameter

112 361 5.9L (5917cc) OHV V8 (16 Valve), 4.125" Bore (Chrysler Eng.), 4 Bbl. "Eng. Code P36" 1960-1959

QTY	TIMING	YEARS	PART NO.	DESCRIPTION
1	3 Piece Set	60-59	KT3-168S	VINTAGE; Incl. rlr. type chain; (1) 222-168; (1) 223-339; (1) 223-380
1	3 Piece Set	60-59	KT3-495S	VINTAGE; Incl. silent type chain; (1) 222-495; (1) 223-290; (1) 223-291
1	Timing Chain	60-59	222-168	Double rlr.; 66 Links
1	Timing Chain	60-59	222-495	Silent type; 50 Links
1	Crank Sprocket	60-59	223-291	Use w/silent type chain; 19 Teeth
QTY	CAMSHAFT/LIFTER	YEARS	PART NO.	DESCRIPTION
1	Camshaft	60-59	CS-327	VINTAGE; Hydraulic, (050) Duration at .050 Lobe Lift, 209 Exh., 206 Int., 113 Degrees Lobe Separation
1	Prelube		55-403 Std Only	1.5 oz. packet
1	Prelube		55-400 Std Only	4 oz. bottle; 1.5 oz. packet No. 55-403 also avail.
16	Lifter	60-59	HT-812 Std Only	VINTAGE; Hyd.; 1.830" - 1.860" Length
16	Lifter, Bulk	60-59	HT-812B Std Only	VINTAGE; Hyd.; Carton of 117; 1.830" - 1.860" Length
QTY	PUSH ROD	YEARS	PART NO.	DESCRIPTION
16	Push Rod	60-59	RP-3031 Std Only	VINTAGE; Exc. Hi-Perf. Eng.; 8.6450" O.A.L.
QTY	ROCKER PARTS	YEARS	PART NO.	DESCRIPTION
8	Arm	60-59	R-829 Std Only	VINTAGE; Loc. L.H.
8	Arm	60-59	R-828 Std Only	VINTAGE; Loc. R.H.
2	Rocker Shaft	60-59	RS-612 Std Only	VINTAGE
QTY	VALVE	YEARS	PART NO.	DESCRIPTION
8	Exhaust	60-59	V-1339 Std Only	VINTAGE; 1.5980" Head Dia., 0.3715" Stem Dia., 4.8900" O.A.L.
8	Intake	60-59	V-1386 Std Only	VINTAGE; 2.0800" Head Dia., 0.3725" Stem Dia., 4.8685" O.A.L.
QTY	VALVE SPRING	YEARS	PART NO.	DESCRIPTION
16	Spring	60-59	VS-673 Std Only	VINTAGE; 2.5800" Free Height
QTY	VALVE SEAL	YEARS	PART NO.	DESCRIPTION
16	Valve Stem Seal	60-59	ST-2002 Std Only	Exc. Eng. w/double valve springs; Installation requires valve guide machining; (PLY) Polyacrylate
16	Valve Stem Seal	60-59	MV-1707C Std Only	VINTAGE; Umbrella type; (NTRL) Nitrile

(continued on next page)

Chrysler Car (Incl. Chrysler, DeSoto, Dodge, Plymouth)

361 5.9L (5917cc) OHV V8 (16 Valve), 4.125" Bore (Chrysler Eng.), 4 Bbl. "Eng. Code P36" 1960-1959 112
(cont.)

VALVE TRAIN	QTY	VALVE SEAL (cont.)	YEARS	PART NO.	DESCRIPTION	VALVE TRAIN
	16	Valve Stem Seal Bulk	60-59	ST-2002BC Std Only	Exc. Eng. w/double valve springs; Positive type; Installation requires valve guide machining; Carton of 100; (PLY) Polyacrylate	
	16	Valve Stem Seal Bulk	60-59	MV-1707 Std Only	Umbrella type; Carton of 100; (NTRL) Nitrile	
	8	VALVE SEAT	YEARS	PART NO.	DESCRIPTION	
	8	Seat	60-59	245-1750-2 Std Only	Loc. Exh.; 1.7550" OD, 1.5000" ID, 0.2160" Depth	
	8	Seat	60-59	245-1750-2N Std Only	Loc. Exh.; Premium Material; 1.7550" OD, 1.5000" ID, 0.2160" Depth	
	8	Seat	60-59	245-2250-1 Std Only	Loc. Int.; Machine ID to fit; 2.2555" OD, 1.9375" ID, 0.1855" Depth	
	16	VALVE, MISC	YEARS	PART NO.	DESCRIPTION	
	16	Keeper	60-59	VK-174 Std Only	Loc. Exh.; 4 groove	
	16	Keeper	60-59	VK-174R Std Only	Loc. Exh.; 4 groove; Hardened	
	16	Keeper	60-59	VK-66 Std Only	Loc. Int.; 2 groove	
	16	Keeper	60-59	VK-66R Std Only	Loc. Int.; 2 groove; Hardened	
	16	Spring Insert	60-59	259-103C Std Only	.015"; ID 1.030"; Carton of 100	
	16	Spring Insert	60-59	259-103B Std Only	.030"; ID 1.030"; Carton of 100	
	16	Spring Insert	60-59	259-103BRS Std Only	.030"; ID 1.030"; Carton of 500	
	16	Spring Insert	60-59	259-103A Std Only	.060"; ID 1.030"; Carton of 100	
	16	Spring Insert	60-59	259-103ARS Std Only	.060"; ID 1.030"; Carton of 500	
	8	PISTON	YEARS	PART NO.	DESCRIPTION	
	8	Pin	60-59	P-1940 Std-3	VINTAGE; 0.6340" Inside Dia., 1.0935" Outside Dia.	
	1	RINGS	YEARS	PART NO.	DESCRIPTION	
	1	Premium Set	60-59	E-243K Std-20-30-40-60	VINTAGE; 2-5/64, 1-3/16; Premium Moly	
	1	Standard Set	60-59	E-243X Std-20-30-40-60	VINTAGE; 2-5/64, 1-3/16; Iron	
	1	ENGINE BEARINGS	YEARS	PART NO.	DESCRIPTION	
	1	Main Set	60-59	4094M Std-10-20-30-40-60	VINTAGE; 3.453" max. flange OD	
	1	Rod Set	60-59	8-2320CP Std-10-20-30-40-50	VINTAGE; 8-2320CA 60 avail. as unplated & resizeable	
	1	Rod Set	60-59	8-2320CA 60 60	VINTAGE; Unplated & resizeable	
	8	Rod Pair	60-59	2320CP Std-1-10-20-30-40-50	VINTAGE	
	1	Cam Set	60-59	1453M Std Only	VINTAGE; Babbitt material; Full round design	
	1	OIL PUMP	YEARS	PART NO.	DESCRIPTION	
	1	Oil Pump	60-59	224-43366A	VINTAGE; High Pressure; Use original cover plate on Eng. with canister oil filter	
	1	Oil Pump	60-59	224-4174V	VINTAGE; High-Volume; Use original cover plate on Eng. w/canister oil filter	
	1	Oil Pump	60-59	224-4174	VINTAGE; Use original cover plate on Eng. w/canister oil filter	
	1	Pump Repair Kit	60-59	224-5174	VINTAGE	
	1	Inter. Shaft	60-59	224-6174	VINTAGE	
	1	GASKETS	YEARS	PART NO.	DESCRIPTION	
	1	Valley Pan Gasket Set	60-59	260-4034	Premium set; Performance manifold gskts. incl.	
	1	Valley Pan Gasket Set	60-59	260-4011	VINTAGE	
	1	FREEZE PLUGS	YEARS	PART NO.	DESCRIPTION	
	1	Brass Block Plug Kit	60-59	381-8011	VINTAGE	
	1	Steel Block Plug Kit	60-59	381-4031	VINTAGE	
	1	Brass Deep Cup Freeze Plug	60-59	381-9001	VINTAGE; 1.625" Diameter	
	1	Steel Deep Cup Freeze Plug	60-59	381-3041	1.625" Diameter	
	1	Steel Deep Cup Freeze Plug	60-59	381-3084	2.141" Diameter	

361 5.9L (5917cc) OHV V8 (16 Valve), 4.125" Bore (Chrysler Eng.), 2 Bbl. "Eng. Code R36" 1961 113

VALVE TRAIN	QTY	TIMING	YEARS	PART NO.	DESCRIPTION	VALVE TRAIN
	1	3 Piece Set	61	KT3-168S	VINTAGE; Incl. rlr. type chain; (1) 222-168; (1) 223-339; (1) 223-380	
	1	3 Piece Set	61	KT3-495S	VINTAGE; Incl. silent type chain; (1) 222-495; (1) 223-290; (1) 223-291	
	1	Timing Chain	61	222-168	Double rlr.; 66 Links	
	1	Timing Chain	61	222-495	Silent type; 50 Links	
	1	Crank Sprocket	61	223-291	Use w/silent type chain; 19 Teeth	
	1	CAMSHAFT/LIFTER	YEARS	PART NO.	DESCRIPTION	
	1	Camshaft	61	CS-327	VINTAGE; Hydraulic, (050) Duration at .050 Lobe Lift, 209 Exh., 206 Int., 113 Degrees Lobe Separation	
	1	Prelube		55-403 Std Only	1.5 oz. packet	
	1	Prelube		55-400 Std Only	4 oz. bottle; 1.5 oz. packet No. 55-403 also avail.	
	16	Lifter	61	HT-812 Std Only	VINTAGE; Hyd.; 1.830" - 1.860" Length	
	16	Lifter, Bulk	61	HT-812B Std Only	VINTAGE; Hyd.; Carton of 117; 1.830" - 1.860" Length	
	16	PUSH ROD	YEARS	PART NO.	DESCRIPTION	
	16	Push Rod	61	RP-3031 Std Only	VINTAGE; Exc. Hi-Perf. Eng.; 8.6450" O.A.L.	

(continued on next page)

Chrysler Car (Incl. Chrysler, DeSoto, Dodge, Plymouth)

113 361 5.9L (5917cc) OHV V8 (16 Valve), 4.125" Bore (Chrysler Eng.), 2 Bbl. "Eng. Code R36" 1961
(cont.)

QTY	ROCKER PARTS	YEARS	PART NO.	DESCRIPTION
8	Arm	61	R-829 Std Only	VINTAGE; Loc. L.H.
8	Arm	61	R-828 Std Only	VINTAGE; Loc. R.H.
2	Rocker Shaft	61	RS-612 Std Only	VINTAGE
QTY	VALVE	YEARS	PART NO.	DESCRIPTION
8	Exhaust	61	V-1339 Std Only	VINTAGE; 1.5980" Head Dia., 0.3715" Stem Dia., 4.8900" O.A.L.
8	Intake	61	V-1386 Std Only	VINTAGE; 2.0800" Head Dia., 0.3725" Stem Dia., 4.8685" O.A.L.
QTY	VALVE SPRING	YEARS	PART NO.	DESCRIPTION
16	Spring	61	VS-673 Std Only	VINTAGE; 2.5800" Free Height
QTY	VALVE SEAL	YEARS	PART NO.	DESCRIPTION
16	Valve Stem Seal	61	ST-2002 Std Only	Exc. Eng. w/double valve springs; Installation requires valve guide machining; (PLY) Polyacrylate
16	Valve Stem Seal	61	MV-1707C Std Only	VINTAGE; Umbrella type; (NTRL) Nitrile
16	Valve Stem Seal Bulk	61	ST-2002BC Std Only	Exc. Eng. w/double valve springs; Positive type; Installation requires valve guide machining; Carton of 100; (PLY) Polyacrylate
16	Valve Stem Seal Bulk	61	MV-1707 Std Only	Umbrella type; Carton of 100; (NTRL) Nitrile
QTY	VALVE SEAT	YEARS	PART NO.	DESCRIPTION
8	Seat	61	245-1750-2 Std Only	Loc. Exh.; 1.7550" OD, 1.5000" ID, 0.2160" Depth
8	Seat	61	245-1750-2N Std Only	Loc. Exh.; Premium Material; 1.7550" OD, 1.5000" ID, 0.2160" Depth
8	Seat	61	245-2250-1 Std Only	Loc. Int.; Machine ID to fit; 2.2555" OD, 1.9375" ID, 0.1855" Depth
QTY	VALVE, MISC	YEARS	PART NO.	DESCRIPTION
16	Keeper	61	VK-174 Std Only	Loc. Exh.; 4 groove
16	Keeper	61	VK-174R Std Only	Loc. Exh.; 4 groove; Hardened
16	Keeper	61	VK-66 Std Only	Loc. Int.; 2 groove
16	Keeper	61	VK-66R Std Only	Loc. Int.; 2 groove; Hardened
16	Spring Insert	61	259-103C Std Only	.015"; ID 1.030"; Carton of 100
16	Spring Insert	61	259-103B Std Only	.030"; ID 1.030"; Carton of 100
16	Spring Insert	61	259-103BRS Std Only	.030"; ID 1.030"; Carton of 500
16	Spring Insert	61	259-103A Std Only	.060"; ID 1.030"; Carton of 100
16	Spring Insert	61	259-103ARS Std Only	.060"; ID 1.030"; Carton of 500
QTY	PISTON	YEARS	PART NO.	DESCRIPTION
8	Pin	61	P-1940 Std-3	VINTAGE; 0.6340" Inside Dia., 1.0935" Outside Dia.
QTY	RINGS	YEARS	PART NO.	DESCRIPTION
1	Premium Set	61	E-243K Std-20-30-40-60	VINTAGE; 2-5/64, 1-3/16; Premium Moly
1	Standard Set	61	E-243X Std-20-30-40-60	VINTAGE; 2-5/64, 1-3/16; Iron
QTY	ENGINE BEARINGS	YEARS	PART NO.	DESCRIPTION
1	Main Set	61	4094M Std-10-20-30-40-60	VINTAGE; 3.453" max. flange OD
1	Rod Set	61	8-2320CP Std-10-20-30-40-50	VINTAGE; 8-2320CA 60 avail. as unplated & resizeable
1	Rod Set	61	8-2320CA 60 60	VINTAGE; Unplated & resizeable
8	Rod Pair	61	2320CP Std-1-10-20-30-40-50	VINTAGE
1	Cam Set	61	1453M Std Only	VINTAGE; Babbitt material; Full round design
QTY	OIL PUMP	YEARS	PART NO.	DESCRIPTION
1	Oil Pump	61	224-43366A	VINTAGE; High Pressure; Use original cover plate on Eng. with canister oil filter
1	Oil Pump	61	224-4174V	VINTAGE; High-Volume; Use original cover plate on Eng. w/canister oil filter
1	Oil Pump	61	224-4174	VINTAGE; Use original cover plate on Eng. w/canister oil filter
1	Pump Repair Kit	61	224-5174	VINTAGE
1	Inter. Shaft	61	224-6174	VINTAGE
QTY	GASKETS	YEARS	PART NO.	DESCRIPTION
1	Valley Pan Gasket Set	61	260-4034	Premium set; Performance manifold gskts. incl.
1	Valley Pan Gasket Set	61	260-4011	VINTAGE
QTY	FREEZE PLUGS	YEARS	PART NO.	DESCRIPTION
1	Brass Block Plug Kit	61	381-8011	VINTAGE
1	Steel Block Plug Kit	61	381-4031	VINTAGE
1	Brass Deep Cup Freeze Plug	61	381-9001	VINTAGE; 1.625" Diameter
1	Steel Deep Cup Freeze Plug	61	381-3041	1.625" Diameter
1	Steel Deep Cup Freeze Plug	61	381-3084	2.141" Diameter

114 361 5.9L (5917cc) OHV V8 (16 Valve), 4.125" Bore (Chrysler Eng.), 2-4 Bbl. "Eng. Code R36" 1961

QTY	TIMING	YEARS	PART NO.	DESCRIPTION
1	3 Piece Set	61	KT3-168S	VINTAGE; Incl. rlr. type chain; (1) 222-168; (1) 223-339; (1) 223-380

(continued on next page)

Chrysler Car (Incl. Chrysler, DeSoto, Dodge, Plymouth)

361 5.9L (5917cc) OHV V8 (16 Valve), 4.125" Bore (Chrysler Eng.), 2-4 Bbl. "Eng. Code R36" 1961 114
(cont.)

QTY	TIMING (cont.)	YEARS	PART NO.	DESCRIPTION
1	3 Piece Set	61	KT3-495S	VINTAGE; Incl. silent type chain; (1) 222-495; (1) 223-290; (1) 223-291
1	Timing Chain	61	222-168	Double rlr.; 66 Links
1	Timing Chain	61	222-495	Silent type; 50 Links
1	Crank Sprocket	61	223-291	Use w/silent type chain; 19 Teeth
QTY	CAMSHAFT/LIFTER	YEARS	PART NO.	DESCRIPTION
1	Camshaft	61	CS-327	VINTAGE; Hydraulic, (050) Duration at .050 Lobe Lift, 209 Exh., 206 Int., 113 Degrees Lobe Separation
1	Prelube		55-403 Std Only	1.5 oz. packet
1	Prelube		55-400 Std Only	4 oz. bottle; 1.5 oz. packet No. 55-403 also avail.
16	Lifter	61	HT-812 Std Only	VINTAGE; Hyd.; 1.830" - 1.860" Length
16	Lifter, Bulk	61	HT-812B Std Only	VINTAGE; Hyd.; Carton of 117; 1.830" - 1.860" Length
QTY	ROCKER PARTS	YEARS	PART NO.	DESCRIPTION
8	Arm	61	R-829 Std Only	VINTAGE; Loc. L.H.
8	Arm	61	R-828 Std Only	VINTAGE; Loc. R.H.
2	Rocker Shaft	61	RS-612 Std Only	VINTAGE
QTY	VALVE	YEARS	PART NO.	DESCRIPTION
8	Exhaust	61	V-1339 Std Only	VINTAGE; 1.5980" Head Dia., 0.3715" Stem Dia., 4.8900" O.A.L.
8	Intake	61	V-1386 Std Only	VINTAGE; 2.0800" Head Dia., 0.3725" Stem Dia., 4.8685" O.A.L.
QTY	VALVE SPRING	YEARS	PART NO.	DESCRIPTION
16	Spring	61	VS-673 Std Only	VINTAGE; 2.5800" Free Height
QTY	VALVE SEAL	YEARS	PART NO.	DESCRIPTION
16	Valve Stem Seal	61	ST-2002 Std Only	Exc. Eng. w/double valve springs; Installation requires valve guide machining; (PLY) Polyacrylate
16	Valve Stem Seal	61	MV-1707C Std Only	VINTAGE; Umbrella type; (NTRL) Nitrile
16	Valve Stem Seal Bulk	61	ST-2002BC Std Only	Exc. Eng. w/double valve springs; Positive type; Installation requires valve guide machining; Carton of 100; (PLY) Polyacrylate
16	Valve Stem Seal Bulk	61	MV-1707 Std Only	Umbrella type; Carton of 100; (NTRL) Nitrile
QTY	VALVE SEAT	YEARS	PART NO.	DESCRIPTION
8	Seat	61	245-1750-2 Std Only	Loc. Exh.; 1.7550" OD, 1.5000" ID, 0.2160" Depth
8	Seat	61	245-1750-2N Std Only	Loc. Exh.; Premium Material; 1.7550" OD, 1.5000" ID, 0.2160" Depth
8	Seat	61	245-2250-1 Std Only	Loc. Int.; Machine ID to fit; 2.2555" OD, 1.9375" ID, 0.1855" Depth
QTY	VALVE, MISC	YEARS	PART NO.	DESCRIPTION
16	Keeper	61	VK-174 Std Only	Loc. Exh.; 4 groove
16	Keeper	61	VK-174R Std Only	Loc. Exh.; 4 groove; Hardened
16	Keeper	61	VK-66 Std Only	Loc. Int.; 2 groove
16	Keeper	61	VK-66R Std Only	Loc. Int.; 2 groove; Hardened
16	Spring Insert	61	259-103C Std Only	.015"; ID 1.030"; Carton of 100
16	Spring Insert	61	259-103B Std Only	.030"; ID 1.030"; Carton of 100
16	Spring Insert	61	259-103BRS Std Only	.030"; ID 1.030"; Carton of 500
16	Spring Insert	61	259-103A Std Only	.060"; ID 1.030"; Carton of 100
16	Spring Insert	61	259-103ARS Std Only	.060"; ID 1.030"; Carton of 500
QTY	PISTON	YEARS	PART NO.	DESCRIPTION
8	Pin	61	P-1940 Std-3	VINTAGE; 0.6340" Inside Dia., 1.0935" Outside Dia.
QTY	RINGS	YEARS	PART NO.	DESCRIPTION
1	Premium Set	61	E-243K Std-20-30-40-60	VINTAGE; 2-5/64, 1-3/16; Premium Moly
1	Standard Set	61	E-243X Std-20-30-40-60	VINTAGE; 2-5/64, 1-3/16; Iron
QTY	ENGINE BEARINGS	YEARS	PART NO.	DESCRIPTION
1	Main Set	61	4094M Std-10-20-30-40-60	VINTAGE; 3.453" max. flange OD
1	Rod Set	61	8-2320CP Std-10-20-30-40-50	VINTAGE; 8-2320CA 60 avail. as unplated & resizeable
1	Rod Set	61	8-2320CA 60 60	VINTAGE; Unplated & resizeable
8	Rod Pair	61	2320CP Std-1-10-20-30-40-50	VINTAGE
1	Cam Set	61	1453M Std Only	VINTAGE; Babbitt material; Full round design
QTY	OIL PUMP	YEARS	PART NO.	DESCRIPTION
1	Oil Pump	61	224-43366A	VINTAGE; High Pressure; Use original cover plate on Eng. with canister oil filter
1	Oil Pump	61	224-4174V	VINTAGE; High-Volume; Use original cover plate on Eng. w/canister oil filter
1	Oil Pump	61	224-4174	VINTAGE; Use original cover plate on Eng. w/canister oil filter
1	Pump Repair Kit	61	224-5174	VINTAGE
1	Inter. Shaft	61	224-6174	VINTAGE

(continued on next page)

Chrysler Car (Incl. Chrysler, DeSoto, Dodge, Plymouth)

114 361 5.9L (5917cc) OHV V8 (16 Valve), 4.125" Bore (Chrysler Eng.), 2-4 Bbl. "Eng. Code R36" 1961
(cont.)

BLOCK	QTY	GASKETS	YEARS	PART NO.	DESCRIPTION	BLOCK
	1	Valley Pan Gasket Set	61	260-4034	Premium set; Performance manifold gsks. incl.	
1	Valley Pan Gasket Set	61	260-4011	VINTAGE		
BLOCK	QTY	FREEZE PLUGS	YEARS	PART NO.	DESCRIPTION	BLOCK
	1	Brass Block Plug Kit	61	381-8011	VINTAGE	
	1	Steel Block Plug Kit	61	381-4031	VINTAGE	
	1	Brass Deep Cup Freeze Plug	61	381-9001	VINTAGE; 1.625" Diameter	
	1	Steel Deep Cup Freeze Plug	61	381-3041	1.625" Diameter	
1	Steel Deep Cup Freeze Plug	61	381-3084	2.141" Diameter		

115 361 5.9L (5917cc) OHV V8 (16 Valve), 4.125" Bore (Chrysler Eng.), 4 Bbl. "Eng. Code R36" 1961

VALVE TRAIN	QTY	TIMING	YEARS	PART NO.	DESCRIPTION	VALVE TRAIN	
	1	3 Piece Set	61	KT3-168S	VINTAGE; Incl. rlr. type chain; (1) 222-168; (1) 223-339; (1) 223-380		
	1	3 Piece Set	61	KT3-495S	VINTAGE; Incl. silent type chain; (1) 222-495; (1) 223-290; (1) 223-291		
	1	Timing Chain	61	222-168	Double rlr.; 66 Links		
	1	Timing Chain	61	222-495	Silent type; 50 Links		
	1	Crank Sprocket	61	223-291	Use w/silent type chain; 19 Teeth		
	QTY	CAMSHAFT/LIFTER	YEARS	PART NO.	DESCRIPTION		VALVE TRAIN
	1	Camshaft	61	CS-327	VINTAGE; Hydraulic, (050) Duration at .050 Lobe Lift, 209 Exh., 206 Int., 113 Degrees Lobe Separation		
	1	Prelube		55-403 Std Only	1.5 oz. packet		
	1	Prelube		55-400 Std Only	4 oz. bottle; 1.5 oz. packet No. 55-403 also avail.		
16	Lifter	61	HT-812 Std Only	VINTAGE; Hyd.; 1.830" - 1.860" Length			
16	Lifter, Bulk	61	HT-812B Std Only	VINTAGE; Hyd.; Carton of 117; 1.830" - 1.860" Length			
QTY	PUSH ROD	YEARS	PART NO.	DESCRIPTION	VALVE TRAIN		
16	Push Rod	61	RP-3031 Std Only	VINTAGE; Exc. Hi-Perf. Eng.; 8.6450" O.A.L.			
QTY	ROCKER PARTS	YEARS	PART NO.	DESCRIPTION		VALVE TRAIN	
8	Arm	61	R-829 Std Only	VINTAGE; Loc. L.H.			
8	Arm	61	R-828 Std Only	VINTAGE; Loc. R.H.			
2	Rocker Shaft	61	RS-612 Std Only	VINTAGE			
QTY	VALVE	YEARS	PART NO.	DESCRIPTION	VALVE TRAIN		
8	Exhaust	61	V-1339 Std Only	VINTAGE; 1.5980" Head Dia., 0.3715" Stem Dia., 4.8900" O.A.L.			
8	Intake	61	V-1386 Std Only	VINTAGE; 2.0800" Head Dia., 0.3725" Stem Dia., 4.8685" O.A.L.			
QTY	VALVE SPRING	YEARS	PART NO.	DESCRIPTION	VALVE TRAIN		
16	Spring	61	VS-673 Std Only	VINTAGE; 2.5800" Free Height			
QTY	VALVE SEAL	YEARS	PART NO.	DESCRIPTION		VALVE TRAIN	
16	Valve Stem Seal	61	ST-2002 Std Only	Exc. Eng. w/double valve springs; Installation requires valve guide machining; (PLY) Polyacrylate			
16	Valve Stem Seal	61	MV-1707C Std Only	VINTAGE; Umbrella type; (NTRL) Nitrile			
16	Valve Stem Seal Bulk	61	ST-2002BC Std Only	Exc. Eng. w/double valve springs; Positive type; Installation requires valve guide machining; Carton of 100; (PLY) Polyacrylate			
16	Valve Stem Seal Bulk	61	MV-1707 Std Only	Umbrella type; Carton of 100; (NTRL) Nitrile			
QTY	VALVE SEAT	YEARS	PART NO.	DESCRIPTION	VALVE TRAIN		
8	Seat	61	245-1750-2 Std Only	Loc. Exh.; 1.7550" OD, 1.5000" ID, 0.2160" Depth			
8	Seat	61	245-1750-2N Std Only	Loc. Exh.; Premium Material; 1.7550" OD, 1.5000" ID, 0.2160" Depth			
8	Seat	61	245-2250-1 Std Only	Loc. Int.; Machine ID to fit; 2.2555" OD, 1.9375" ID, 0.1855" Depth			
QTY	VALVE, MISC	YEARS	PART NO.	DESCRIPTION	VALVE TRAIN		
16	Keeper	61	VK-174 Std Only	Loc. Exh.; 4 groove			
16	Keeper	61	VK-174R Std Only	Loc. Exh.; 4 groove; Hardened			
16	Keeper	61	VK-66 Std Only	Loc. Int.; 2 groove			
16	Keeper	61	VK-66R Std Only	Loc. Int.; 2 groove; Hardened			
16	Spring Insert	61	259-103C Std Only	.015"; ID 1.030"; Carton of 100			
16	Spring Insert	61	259-103B Std Only	.030"; ID 1.030"; Carton of 100			
16	Spring Insert	61	259-103BRS Std Only	.030"; ID 1.030"; Carton of 500			
16	Spring Insert	61	259-103A Std Only	.060"; ID 1.030"; Carton of 100			
16	Spring Insert	61	259-103ARS Std Only	.060"; ID 1.030"; Carton of 500			
QTY	PISTON	YEARS	PART NO.	DESCRIPTION	VALVE TRAIN		
8	Pin	61	P-1940 Std-3	VINTAGE; 0.6340" Inside Dia., 1.0935" Outside Dia.			
QTY	RINGS	YEARS	PART NO.	DESCRIPTION	VALVE TRAIN		
1	Premium Set	61	E-243K Std-20-30-40-60	VINTAGE; 2-5/64, 1-3/16; Premium Moly			
1	Standard Set	61	E-243X Std-20-30-40-60	VINTAGE; 2-5/64, 1-3/16; Iron			

(continued on next page)

Chrysler Car (Incl. Chrysler, DeSoto, Dodge, Plymouth)

361 5.9L (5917cc) OHV V8 (16 Valve), 4.125" Bore (Chrysler Eng.), 4 Bbl. "Eng. Code R36" 1961 115
(cont.)

BLOCK	QTY	ENGINE BEARINGS	YEARS	PART NO.	DESCRIPTION
	1	Main Set	61	4094M Std-10-20-30-40-60	VINTAGE; 3.453" max. flange OD
	1	Rod Set	61	8-2320CP Std-10-20-30-40-50	VINTAGE; 8-2320CA 60 avail. as unplated & resizeable
	1	Rod Set	61	8-2320CA 60 60	VINTAGE; Unplated & resizeable
	8	Rod Pair	61	2320CP Std-1-10-20-30-40-50	VINTAGE
	1	Cam Set	61	1453M Std Only	VINTAGE; Babbitt material; Full round design
	QTY	OIL PUMP	YEARS	PART NO.	DESCRIPTION
	1	Oil Pump	61	224-43366A	VINTAGE; High Pressure; Use original cover plate on Eng. with canister oil filter
	1	Oil Pump	61	224-4174V	VINTAGE; High-Volume; Use original cover plate on Eng. w/canister oil filter
	1	Oil Pump	61	224-4174	VINTAGE; Use original cover plate on Eng. w/canister oil filter
	1	Pump Repair Kit	61	224-5174	VINTAGE
	1	Inter. Shaft	61	224-6174	VINTAGE
	QTY	GASKETS	YEARS	PART NO.	DESCRIPTION
	1	Valley Pan Gasket Set	61	260-4034	Premium set; Performance manifold gskts. incl.
	1	Valley Pan Gasket Set	61	260-4011	VINTAGE
	QTY	FREEZE PLUGS	YEARS	PART NO.	DESCRIPTION
	1	Brass Block Plug Kit	61	381-8011	VINTAGE
	1	Steel Block Plug Kit	61	381-4031	VINTAGE
	1	Brass Deep Cup Freeze Plug	61	381-9001	VINTAGE; 1.625" Diameter
	1	Steel Deep Cup Freeze Plug	61	381-3041	1.625" Diameter
	1	Steel Deep Cup Freeze Plug	61	381-3084	2.141" Diameter

361 5.9L (5917cc) OHV V8 (16 Valve), 4.125" Bore (Chrysler Eng.), 2 Bbl. "Eng. Code S36" 1962 116

VALVE TRAIN	QTY	TIMING	YEARS	PART NO.	DESCRIPTION
	1	3 Piece Set	62	KT3-168S	VINTAGE; Incl. rlr. type chain; (1) 222-168; (1) 223-339; (1) 223-380
	1	3 Piece Set	62	KT3-495S	VINTAGE; Incl. silent type chain; (1) 222-495; (1) 223-290; (1) 223-291
	1	Timing Chain	62	222-168	Double rlr.; 66 Links
	1	Timing Chain	62	222-495	Silent type; 50 Links
	1	Crank Sprocket	62	223-291	Use w/silent type chain; 19 Teeth
	QTY	CAMSHAFT/LIFTER	YEARS	PART NO.	DESCRIPTION
	1	Camshaft	62	CS-327	VINTAGE; Hydraulic, (050) Duration at .050 Lobe Lift, 209 Exh., 206 Int., 113 Degrees Lobe Separation
	1	Prelube		55-403 Std Only	1.5 oz. packet
	1	Prelube		55-400 Std Only	4 oz. bottle; 1.5 oz. packet No. 55-403 also avail.
	16	Lifter	62	HT-812 Std Only	VINTAGE; Hyd.; 1.830" - 1.860" Length
	16	Lifter, Bulk	62	HT-812B Std Only	VINTAGE; Hyd.; Carton of 117; 1.830" - 1.860" Length
	QTY	PUSH ROD	YEARS	PART NO.	DESCRIPTION
	16	Push Rod	62	RP-3031 Std Only	VINTAGE; Exc. Hi-Perf. Eng.; 8.6450" O.A.L.
	QTY	ROCKER PARTS	YEARS	PART NO.	DESCRIPTION
	8	Arm	62	R-829 Std Only	VINTAGE; Loc. L.H.
	8	Arm	62	R-828 Std Only	VINTAGE; Loc. R.H.
	2	Rocker Shaft	62	RS-612 Std Only	VINTAGE
	QTY	VALVE	YEARS	PART NO.	DESCRIPTION
	8	Exhaust	62	V-1339 Std Only	VINTAGE; 1.5980" Head Dia., 0.3715" Stem Dia., 4.8900" O.A.L.
	8	Intake	62	V-1386 Std Only	VINTAGE; 2.0800" Head Dia., 0.3725" Stem Dia., 4.8685" O.A.L.
	QTY	VALVE SPRING	YEARS	PART NO.	DESCRIPTION
	16	Spring	62	VS-673 Std Only	VINTAGE; 2.5800" Free Height
	QTY	VALVE SEAL	YEARS	PART NO.	DESCRIPTION
	16	Valve Stem Seal	62	ST-2002 Std Only	Exc. Eng. w/double valve springs; Installation requires valve guide machining; (PLY) Polyacrylate
	16	Valve Stem Seal	62	MV-1707C Std Only	VINTAGE; Umbrella type; (NTRL) Nitrile
	16	Valve Stem Seal Bulk	62	ST-2002BC Std Only	Exc. Eng. w/double valve springs; Positive type; Installation requires valve guide machining; Carton of 100; (PLY) Polyacrylate
	16	Valve Stem Seal Bulk	62	MV-1707 Std Only	Umbrella type; Carton of 100; (NTRL) Nitrile
	QTY	VALVE SEAT	YEARS	PART NO.	DESCRIPTION
	8	Seat	62	245-1750-2 Std Only	Loc. Exh.; 1.7550" OD, 1.5000" ID, 0.2160" Depth
	8	Seat	62	245-1750-2N Std Only	Loc. Exh.; Premium Material; 1.7550" OD, 1.5000" ID, 0.2160" Depth
	8	Seat	62	245-2250-1 Std Only	Loc. Int.; Machine ID to fit; 2.2555" OD, 1.9375" ID, 0.1855" Depth

(continued on next page)

Chrysler Car (Incl. Chrysler, DeSoto, Dodge, Plymouth)

116 361 5.9L (5917cc) OHV V8 (16 Valve), 4.125" Bore (Chrysler Eng.), 2 Bbl. "Eng. Code S36" 1962

(cont.)

QTY	VALVE, MISC	YEARS	PART NO.	DESCRIPTION
16	Keeper	62	VK-174 Std Only	Loc. Exh.; 4 groove
16	Keeper	62	VK-174R Std Only	Loc. Exh.; 4 groove; Hardened
16	Keeper	62	VK-66 Std Only	Loc. Int.; 2 groove
16	Keeper	62	VK-66R Std Only	Loc. Int.; 2 groove; Hardened
16	Spring Insert	62	259-103C Std Only	.015"; ID 1.030"; Carton of 100
16	Spring Insert	62	259-103B Std Only	.030"; ID 1.030"; Carton of 100
16	Spring Insert	62	259-103BRS Std Only	.030"; ID 1.030"; Carton of 500
16	Spring Insert	62	259-103A Std Only	.060"; ID 1.030"; Carton of 100
16	Spring Insert	62	259-103ARS Std Only	.060"; ID 1.030"; Carton of 500
QTY	PISTON	YEARS	PART NO.	DESCRIPTION
8	Pin	62	P-1940 Std-3	VINTAGE; 0.6340" Inside Dia., 1.0935" Outside Dia.
QTY	RINGS	YEARS	PART NO.	DESCRIPTION
1	Premium Set	62	E-243K Std-20-30-40-60	VINTAGE; 2-5/64, 1-3/16; Premium Moly
1	Standard Set	62	E-243X Std-20-30-40-60	VINTAGE; 2-5/64, 1-3/16; Iron
QTY	ENGINE BEARINGS	YEARS	PART NO.	DESCRIPTION
1	Main Set	62	4094M Std-10-20-30-40-60	VINTAGE; 3.453" max. flange OD
1	Rod Set	62	8-2320CP Std-10-20-30-40-50	VINTAGE; 8-2320CA 60 avail. as unplated & resizeable
1	Rod Set	62	8-2320CA 60 60	VINTAGE; Unplated & resizeable
8	Rod Pair	62	2320CP Std-1-10-20-30-40-50	VINTAGE
1	Cam Set	62	1453M Std Only	VINTAGE; Babbitt material; Full round design
QTY	OIL PUMP	YEARS	PART NO.	DESCRIPTION
1	Oil Pump	62	224-43366A	VINTAGE; High Pressure; Use original cover plate on Eng. with canister oil filter
1	Oil Pump	62	224-4174V	VINTAGE; High-Volume; Use original cover plate on Eng. w/canister oil filter
1	Oil Pump	62	224-4174	VINTAGE; Use original cover plate on Eng. w/canister oil filter
1	Pump Repair Kit	62	224-5174	VINTAGE
1	Inter. Shaft	62	224-6174	VINTAGE
QTY	GASKETS	YEARS	PART NO.	DESCRIPTION
1	Valley Pan Gasket Set	62	260-4034	Premium set; Performance manifold gskts. incl.
1	Valley Pan Gasket Set	62	260-4011	VINTAGE
QTY	FREEZE PLUGS	YEARS	PART NO.	DESCRIPTION
1	Brass Block Plug Kit	62	381-8011	VINTAGE
1	Steel Block Plug Kit	62	381-4031	VINTAGE
1	Brass Deep Cup Freeze Plug	62	381-9001	VINTAGE; 1.625" Diameter
1	Steel Deep Cup Freeze Plug	62	381-3041	1.625" Diameter
1	Steel Deep Cup Freeze Plug	62	381-3084	2.141" Diameter

117 361 5.9L (5917cc) OHV V8 (16 Valve), 4.125" Bore (Chrysler Eng.), 2-4 Bbl. "Eng. Code S36" 1962

QTY	TIMING	YEARS	PART NO.	DESCRIPTION
1	3 Piece Set	62	KT3-168S	VINTAGE; Incl. rlr. type chain; (1) 222-168; (1) 223-339; (1) 223-380
1	3 Piece Set	62	KT3-495S	VINTAGE; Incl. silent type chain; (1) 222-495; (1) 223-290; (1) 223-291
1	Timing Chain	62	222-168	Double rlr.; 66 Links
1	Timing Chain	62	222-495	Silent type; 50 Links
1	Crank Sprocket	62	223-291	Use w/silent type chain; 19 Teeth
QTY	CAMSHAFT/LIFTER	YEARS	PART NO.	DESCRIPTION
1	Camshaft	62	CS-327	VINTAGE; Hydraulic, (050) Duration at .050 Lobe Lift, 209 Exh., 206 Int., 113 Degrees Lobe Separation
1	Prelube		55-403 Std Only	1.5 oz. packet
1	Prelube		55-400 Std Only	4 oz. bottle; 1.5 oz. packet No. 55-403 also avail.
16	Lifter	62	HT-812 Std Only	VINTAGE; Hyd.; 1.830" - 1.860" Length
16	Lifter, Bulk	62	HT-812B Std Only	VINTAGE; Hyd.; Carton of 117; 1.830" - 1.860" Length
QTY	ROCKER PARTS	YEARS	PART NO.	DESCRIPTION
8	Arm	62	R-829 Std Only	VINTAGE; Loc. L.H.
8	Arm	62	R-828 Std Only	VINTAGE; Loc. R.H.
2	Rocker Shaft	62	RS-612 Std Only	VINTAGE
QTY	VALVE	YEARS	PART NO.	DESCRIPTION
8	Exhaust	62	V-1339 Std Only	VINTAGE; 1.5980" Head Dia., 0.3715" Stem Dia., 4.8900" O.A.L.
8	Intake	62	V-1386 Std Only	VINTAGE; 2.0800" Head Dia., 0.3725" Stem Dia., 4.8685" O.A.L.
QTY	VALVE SPRING	YEARS	PART NO.	DESCRIPTION
16	Spring	62	VS-673 Std Only	VINTAGE; 2.5800" Free Height

(continued on next page)

Chrysler Car (Incl. Chrysler, DeSoto, Dodge, Plymouth)

361 5.9L (5917cc) OHV V8 (16 Valve), 4.125" Bore (Chrysler Eng.), 2-4 Bbl. "Eng. Code S36" 1962 117
(cont.)

	QTY	VALVE SEAL	YEARS	PART NO.	DESCRIPTION
VALVE TRAIN	16	Valve Stem Seal	62	ST-2002 Std Only	Exc. Eng. w/double valve springs; Installation requires valve guide machining; (PLY) Polyacrylate
	16	Valve Stem Seal	62	MV-1707C Std Only	VINTAGE; Umbrella type; (NTRL) Nitrile
	16	Valve Stem Seal Bulk	62	ST-2002BC Std Only	Exc. Eng. w/double valve springs; Positive type; Installation requires valve guide machining; Carton of 100; (PLY) Polyacrylate
	16	Valve Stem Seal Bulk	62	MV-1707 Std Only	Umbrella type; Carton of 100; (NTRL) Nitrile
	8	Seat	62	245-1750-2 Std Only	Loc. Exh.; 1.7550" OD, 1.5000" ID, 0.2160" Depth
	8	Seat	62	245-1750-2N Std Only	Loc. Exh.; Premium Material; 1.7550" OD, 1.5000" ID, 0.2160" Depth
	8	Seat	62	245-2250-1 Std Only	Loc. Int.; Machine ID to fit; 2.2555" OD, 1.9375" ID, 0.1855" Depth
	16	Keeper	62	VK-174 Std Only	Loc. Exh.; 4 groove
	16	Keeper	62	VK-174R Std Only	Loc. Exh.; 4 groove; Hardened
	16	Keeper	62	VK-66 Std Only	Loc. Int.; 2 groove
16	Keeper	62	VK-66R Std Only	Loc. Int.; 2 groove; Hardened	
16	Spring Insert	62	259-103C Std Only	.015"; ID 1.030"; Carton of 100	
16	Spring Insert	62	259-103B Std Only	.030"; ID 1.030"; Carton of 100	
16	Spring Insert	62	259-103BRS Std Only	.030"; ID 1.030"; Carton of 500	
16	Spring Insert	62	259-103A Std Only	.060"; ID 1.030"; Carton of 100	
16	Spring Insert	62	259-103ARS Std Only	.060"; ID 1.030"; Carton of 500	
BLOCK	8	Pin	62	P-1940 Std-3	VINTAGE; 0.6340" Inside Dia., 1.0935" Outside Dia.
	1	Premium Set	62	E-243K Std-20-30-40-60	VINTAGE; 2-5/64, 1-3/16; Premium Moly
	1	Standard Set	62	E-243X Std-20-30-40-60	VINTAGE; 2-5/64, 1-3/16; Iron
	1	Main Set	62	4094M Std-10-20-30-40-60	VINTAGE; 3.453" max. flange OD
	1	Rod Set	62	8-2320CP Std-10-20-30-40-50	VINTAGE; 8-2320CA 60 avail. as unplated & resizeable
	1	Rod Set	62	8-2320CA 60 60	VINTAGE; Unplated & resizeable
	8	Rod Pair	62	2320CP Std-1-10-20-30-40-50	VINTAGE
	1	Cam Set	62	1453M Std Only	VINTAGE; Babbitt material; Full round design
	1	Oil Pump	62	224-43366A	VINTAGE; High Pressure; Use original cover plate on Eng. with canister oil filter
	1	Oil Pump	62	224-4174V	VINTAGE; High-Volume; Use original cover plate on Eng. w/canister oil filter
	1	Oil Pump	62	224-4174	VINTAGE; Use original cover plate on Eng. w/canister oil filter
	1	Pump Repair Kit	62	224-5174	VINTAGE
	1	Inter. Shaft	62	224-6174	VINTAGE
	1	Valley Pan Gasket Set	62	260-4034	Premium set; Performance manifold gskts. incl.
	1	Valley Pan Gasket Set	62	260-4011	VINTAGE
	1	Brass Block Plug Kit	62	381-8011	VINTAGE
	1	Steel Block Plug Kit	62	381-4031	VINTAGE
	1	Brass Deep Cup Freeze Plug	62	381-9001	VINTAGE; 1.625" Diameter
	1	Steel Deep Cup Freeze Plug	62	381-3041	1.625" Diameter
	1	Steel Deep Cup Freeze Plug	62	381-3084	2.141" Diameter

361 5.9L (5917cc) OHV V8 (16 Valve), 4.125" Bore (Chrysler Eng.), 4 Bbl. "Eng. Code S36" 1962 118

	QTY	TIMING	YEARS	PART NO.	DESCRIPTION
	1	3 Piece Set	62	KT3-168S	VINTAGE; Incl. rr. type chain; (1) 222-168; (1) 223-339; (1) 223-380
	1	3 Piece Set	62	KT3-495S	VINTAGE; Incl. silent type chain; (1) 222-495; (1) 223-290; (1) 223-291
	1	Timing Chain	62	222-168	Double rr.; 66 Links
	1	Timing Chain	62	222-495	Silent type; 50 Links
	1	Crank Sprocket	62	223-291	Use w/silent type chain; 19 Teeth
	1	Camshaft	62	CS-327	VINTAGE; Hydraulic, (050) Duration at .050 Lobe Lift, 209 Exh., 206 Int., 113 Degrees Lobe Separation
	1	Prelube		55-403 Std Only	1.5 oz. packet
	1	Prelube		55-400 Std Only	4 oz. bottle; 1.5 oz. packet No. 55-403 also avail.
	16	Lifter	62	HT-812 Std Only	VINTAGE; Hyd.; 1.830" - 1.860" Length

(continued on next page)

Chrysler Car (Incl. Chrysler, DeSoto, Dodge, Plymouth)

118 361 5.9L (5917cc) OHV V8 (16 Valve), 4.125" Bore (Chrysler Eng.), 4 Bbl. "Eng. Code S36" 1962
(cont.)

QTY	CAMSHAFT/LIFTER	YEARS	PART NO.	DESCRIPTION
16	(cont.) Lifter, Bulk	62	HT-812B Std Only	VINTAGE; Hyd.; Carton of 117; 1.830" - 1.860" Length
16	PUSH ROD Push Rod	62	RP-3031 Std Only	VINTAGE; Exc. Hi-Perf. Eng.s.; 8.6450" O.A.L.
8	ROCKER PARTS Arm	62	R-829 Std Only	VINTAGE; Loc. L.H.
8	Arm	62	R-828 Std Only	VINTAGE; Loc. R.H.
2	Rocker Shaft	62	RS-612 Std Only	VINTAGE
8	VALVE Exhaust	62	V-1339 Std Only	VINTAGE; 1.5980" Head Dia., 0.3715" Stem Dia., 4.8900" O.A.L.
8	Intake	62	V-1386 Std Only	VINTAGE; 2.0800" Head Dia., 0.3725" Stem Dia., 4.8685" O.A.L.
16	VALVE SPRING Spring	62	VS-673 Std Only	VINTAGE; 2.5800" Free Height
16	VALVE SEAL Valve Stem Seal	62	ST-2002 Std Only	Exc. Eng.s. w/double valve springs; Installation requires valve guide machining; (PLY) Polyacrylate
16	Valve Stem Seal	62	MV-1707C Std Only	VINTAGE; Umbrella type; (NTRL) Nitrile
16	Valve Stem Seal Bulk	62	ST-2002BC Std Only	Exc. Eng.s. w/double valve springs; Positive type; Installation requires valve guide machining; Carton of 100; (PLY) Polyacrylate
16	Valve Stem Seal Bulk	62	MV-1707 Std Only	Umbrella type; Carton of 100; (NTRL) Nitrile
8	VALVE SEAT Seat	62	245-1750-2 Std Only	Loc. Exh.; 1.7550" OD, 1.5000" ID, 0.2160" Depth
8	Seat	62	245-1750-2N Std Only	Loc. Exh.; Premium Material; 1.7550" OD, 1.5000" ID, 0.2160" Depth
8	Seat	62	245-2250-1 Std Only	Loc. Int.; Machine ID to fit; 2.2555" OD, 1.9375" ID, 0.1855" Depth
16	VALVE, MISC Keeper	62	VK-174 Std Only	Loc. Exh.; 4 groove
16	Keeper	62	VK-174R Std Only	Loc. Exh.; 4 groove; Hardened
16	Keeper	62	VK-66 Std Only	Loc. Int.; 2 groove
16	Keeper	62	VK-66R Std Only	Loc. Int.; 2 groove; Hardened
16	Spring Insert	62	259-103C Std Only	.015"; ID 1.030"; Carton of 100
16	Spring Insert	62	259-103B Std Only	.030"; ID 1.030"; Carton of 100
16	Spring Insert	62	259-103BRS Std Only	.030"; ID 1.030"; Carton of 500
16	Spring Insert	62	259-103A Std Only	.060"; ID 1.030"; Carton of 100
16	Spring Insert	62	259-103ARS Std Only	.060"; ID 1.030"; Carton of 500
8	PISTON Pin	62	P-1940 Std-3	VINTAGE; 0.6340" Inside Dia., 1.0935" Outside Dia.
1	RINGS Premium Set	62	E-243K Std-20-30-40-60	VINTAGE; 2-5/64, 1-3/16; Premium Moly
1	Standard Set	62	E-243X Std-20-30-40-60	VINTAGE; 2-5/64, 1-3/16; Iron
1	ENGINE BEARINGS Main Set	62	4094M Std-10-20-30-40-60	VINTAGE; 3.453" max. flange OD
1	Rod Set	62	8-2320CP Std-10-20-30-40-50	VINTAGE; 8-2320CA 60 avail. as unplated & resizeable
1	Rod Set	62	8-2320CA 60 60	VINTAGE; Unplated & resizeable
8	Rod Pair	62	2320CP Std-1-10-20-30-40-50	VINTAGE
1	Cam Set	62	1453M Std Only	VINTAGE; Babbitt material; Full round design
1	OIL PUMP Oil Pump	62	224-43366A	VINTAGE; High Pressure; Use original cover plate on Eng.s. with canister oil filter
1	Oil Pump	62	224-4174V	VINTAGE; High-Volume; Use original cover plate on Eng.s. w/canister oil filter
1	Oil Pump	62	224-4174	VINTAGE; Use original cover plate on Eng.s. w/canister oil filter
1	Pump Repair Kit	62	224-5174	VINTAGE
1	Inter. Shaft	62	224-6174	VINTAGE
1	GASKETS Valley Pan Gasket Set	62	260-4034	Premium set; Performance manifold gskts. incl.
1	Valley Pan Gasket Set	62	260-4011	VINTAGE
1	FREEZE PLUGS Brass Block Plug Kit	62	381-8011	VINTAGE
1	Steel Block Plug Kit	62	381-4031	VINTAGE
1	Brass Deep Cup Freeze Plug	62	381-9001	VINTAGE; 1.625" Diameter
1	Steel Deep Cup Freeze Plug	62	381-3041	1.625" Diameter

(continued on next page)

Chrysler Car (Incl. Chrysler, DeSoto, Dodge, Plymouth)

361 5.9L (5917cc) OHV V8 (16 Valve), 4.125" Bore (Chrysler Eng.), 4 Bbl. "Eng. Code S36" 1962 118
(cont.)

QTY	FREEZE PLUGS (cont.)	YEARS	PART NO.	DESCRIPTION
1	Steel Deep Cup Freeze Plug	62	381-3084	2.141" Diameter
361 5.9L (5917cc) OHV V8 (16 Valve), 4.125" Bore (Chrysler Eng.), 2 Bbl. "Eng. Code T36" 1963 119				
VALVE TRAIN				
QTY	TIMING	YEARS	PART NO.	DESCRIPTION
1	3 Piece Set	63	KT3-168S	VINTAGE; Incl. rlr. type chain; (1) 222-168; (1) 223-339; (1) 223-380
1	3 Piece Set	63	KT3-495S	VINTAGE; Incl. silent type chain; (1) 222-495; (1) 223-290; (1) 223-291
1	Timing Chain	63	222-168	Double rlr.; 66 Links
1	Timing Chain	63	222-495	Silent type; 50 Links
1	Crank Sprocket	63	223-291	Use w/silent type chain; 19 Teeth
QTY	CAMSHAFT/LIFTER	YEARS	PART NO.	DESCRIPTION
1	Camshaft	63	CS-327	VINTAGE; Hydraulic, (050) Duration at .050 Lobe Lift, 209 Exh., 206 Int., 113 Degrees Lobe Separation
1	Prelube		55-403 Std Only	1.5 oz. packet
1	Prelube		55-400 Std Only	4 oz. bottle; 1.5 oz. packet No. 55-403 also avail.
16	Lifter	63	HT-812 Std Only	VINTAGE; Hyd.; 1.830" - 1.860" Length
16	Lifter, Bulk	63	HT-812B Std Only	VINTAGE; Hyd.; Carton of 117; 1.830" - 1.860" Length
QTY	PUSH ROD	YEARS	PART NO.	DESCRIPTION
16	Push Rod	63	RP-3031 Std Only	VINTAGE; Exc. Hi-Perf. Eng.s.; 8.6450" O.A.L.
QTY	ROCKER PARTS	YEARS	PART NO.	DESCRIPTION
8	Arm	63	R-829 Std Only	VINTAGE; Loc. L.H.
8	Arm	63	R-828 Std Only	VINTAGE; Loc. R.H.
2	Rocker Shaft	63	RS-612 Std Only	VINTAGE
QTY	VALVE	YEARS	PART NO.	DESCRIPTION
8	Exhaust	63	V-1339 Std Only	VINTAGE; 1.5980" Head Dia., 0.3715" Stem Dia., 4.8900" O.A.L.
8	Intake	63	V-1386 Std Only	VINTAGE; 2.0800" Head Dia., 0.3725" Stem Dia., 4.8685" O.A.L.
QTY	VALVE SPRING	YEARS	PART NO.	DESCRIPTION
16	Spring	63	VS-673 Std Only	VINTAGE; 2.5800" Free Height
QTY	VALVE SEAL	YEARS	PART NO.	DESCRIPTION
16	Valve Stem Seal	63	ST-2002 Std Only	Exc. Eng.s. w/double valve springs; Installation requires valve guide machining; (PLY) Polyacrylate
16	Valve Stem Seal	63	MV-1707C Std Only	VINTAGE; Umbrella type; (NTRL) Nitrile
16	Valve Stem Seal Bulk	63	ST-2002BC Std Only	Exc. Eng.s. w/double valve springs; Positive type; Installation requires valve guide machining; Carton of 100; (PLY) Polyacrylate
16	Valve Stem Seal Bulk	63	MV-1707 Std Only	Umbrella type; Carton of 100; (NTRL) Nitrile
QTY	VALVE SEAT	YEARS	PART NO.	DESCRIPTION
8	Seat	63	245-1750-2 Std Only	Loc. Exh.; 1.7550" OD, 1.5000" ID, 0.2160" Depth
8	Seat	63	245-1750-2N Std Only	Loc. Exh.; Premium Material; 1.7550" OD, 1.5000" ID, 0.2160" Depth
8	Seat	63	245-2250-1 Std Only	Loc. Int.; Machine ID to fit; 2.2555" OD, 1.9375" ID, 0.1855" Depth
QTY	VALVE, MISC	YEARS	PART NO.	DESCRIPTION
16	Keeper	63	VK-174 Std Only	Loc. Exh.; 4 groove
16	Keeper	63	VK-174R Std Only	Loc. Exh.; 4 groove; Hardened
16	Keeper	63	VK-66 Std Only	Loc. Int.; 2 groove
16	Keeper	63	VK-66R Std Only	Loc. Int.; 2 groove; Hardened
16	Spring Insert	63	259-103C Std Only	.015"; ID 1.030"; Carton of 100
16	Spring Insert	63	259-103B Std Only	.030"; ID 1.030"; Carton of 100
16	Spring Insert	63	259-103BRS Std Only	.030"; ID 1.030"; Carton of 500
16	Spring Insert	63	259-103A Std Only	.060"; ID 1.030"; Carton of 100
16	Spring Insert	63	259-103ARS Std Only	.060"; ID 1.030"; Carton of 500
QTY	PISTON	YEARS	PART NO.	DESCRIPTION
8	Pin	63	P-1940 Std-3	VINTAGE; 0.6340" Inside Dia., 1.0935" Outside Dia.
QTY	RINGS	YEARS	PART NO.	DESCRIPTION
1	Premium Set	63	E-243K Std-20-30-40-60	VINTAGE; 2-5/64, 1-3/16; Premium Moly
1	Standard Set	63	E-243X Std-20-30-40-60	VINTAGE; 2-5/64, 1-3/16; Iron
QTY	ENGINE BEARINGS	YEARS	PART NO.	DESCRIPTION
1	Main Set	63	4094M Std-10-20-30-40-60	VINTAGE; 3.453" max. flange OD
1	Rod Set	63	8-2320CP Std-10-20-30-40-50	VINTAGE; 8-2320CA 60 avail. as unplated & resizeable
1	Rod Set	63	8-2320CA 60	VINTAGE; Unplated & resizeable
8	Rod Pair	63	2320CP Std-1-10-20-30-40-50	VINTAGE
1	Cam Set	63	1453M Std Only	VINTAGE; Babbitt material; Full round design
BLOCK				

(continued on next page)

Chrysler Car (Incl. Chrysler, DeSoto, Dodge, Plymouth)

119 361 5.9L (5917cc) OHV V8 (16 Valve), 4.125" Bore (Chrysler Eng.), 2 Bbl. "Eng. Code T36" 1963
(cont.)

BLOCK	QTY	OIL PUMP	YEARS	PART NO.	DESCRIPTION	BLOCK
	1	Oil Pump	63	224-43366A	VINTAGE; High Pressure; Use original cover plate on Eng. with canister oil filter	
	1	Oil Pump	63	224-4174V	VINTAGE; High-Volume; Use original cover plate on Eng. w/canister oil filter	
	1	Oil Pump	63	224-4174	VINTAGE; Use original cover plate on Eng. w/canister oil filter	
	1	Pump Repair Kit	63	224-5174	VINTAGE	
	1	Inter. Shaft	63	224-6174	VINTAGE	
QTY	GASKETS	YEARS	PART NO.	DESCRIPTION		
1	Kit Gasket Set	63	260-1001	VINTAGE; w/6-bolt valve covers; Int. manifold gskt. not incl.; Premium valve stem seals incl.		
1	Valley Pan Gasket Set	63	260-4034	Premium set; Performance manifold gskts. incl.		
1	Valley Pan Gasket Set	63	260-4011	VINTAGE		
QTY	FREEZE PLUGS	YEARS	PART NO.	DESCRIPTION		
1	Brass Block Plug Kit	63	381-8011	VINTAGE		
1	Steel Block Plug Kit	63	381-4031	VINTAGE		
1	Brass Deep Cup Freeze Plug	63	381-9001	VINTAGE; 1.625" Diameter		
1	Steel Deep Cup Freeze Plug	63	381-3041	1.625" Diameter		
1	Steel Deep Cup Freeze Plug	63	381-3084	2.141" Diameter		

120 361 5.9L (5917cc) OHV V8 (16 Valve), 4.125" Bore (Chrysler Eng.), 2 Bbl. "Eng. Code V36" 1964

VALVE TRAIN	QTY	TIMING	YEARS	PART NO.	DESCRIPTION	VALVE TRAIN
	1	3 Piece Set	64	KT3-168S	VINTAGE; Incl. rlr. type chain; (1) 222-168; (1) 223-339; (1) 223-380	
	1	3 Piece Set	64	KT3-495S	VINTAGE; Incl. silent type chain; (1) 222-495; (1) 223-290; (1) 223-291	
	1	Timing Chain	64	222-168	Double rlr.; 66 Links	
	1	Timing Chain	64	222-495	Silent type; 50 Links	
	1	Crank Sprocket	64	223-291	Use w/silent type chain; 19 Teeth	
QTY	CAMSHAFT/LIFTER	YEARS	PART NO.	DESCRIPTION		
1	Camshaft	64	CS-327	VINTAGE; Hydraulic, (050) Duration at .050 Lobe Lift, 209 Exh., 206 Int., 113 Degrees Lobe Separation		
1	Prelube		55-403 Std Only	1.5 oz. packet		
1	Prelube		55-400 Std Only	4 oz. bottle; 1.5 oz. packet No. 55-403 also avail.		
16	Lifter	64	HT-812 Std Only	VINTAGE; Hyd.; 1.830" - 1.860" Length		
16	Lifter, Bulk	64	HT-812B Std Only	VINTAGE; Hyd.; Carton of 117; 1.830" - 1.860" Length		
QTY	PUSH ROD	YEARS	PART NO.	DESCRIPTION		
16	Push Rod	64	RP-3031 Std Only	VINTAGE; Exc. Hi-Perf. Eng.; 8.6450" O.A.L.		
QTY	ROCKER PARTS	YEARS	PART NO.	DESCRIPTION		
8	Arm	64	R-829 Std Only	VINTAGE; Loc. L.H.		
8	Arm	64	R-828 Std Only	VINTAGE; Loc. R.H.		
2	Rocker Shaft	64	RS-612 Std Only	VINTAGE		
QTY	VALVE	YEARS	PART NO.	DESCRIPTION		
8	Exhaust	64	V-1339 Std Only	VINTAGE; 1.5980" Head Dia., 0.3715" Stem Dia., 4.8900" O.A.L.		
8	Intake	64	V-1386 Std Only	VINTAGE; 2.0800" Head Dia., 0.3725" Stem Dia., 4.8685" O.A.L.		
QTY	VALVE SPRING	YEARS	PART NO.	DESCRIPTION		
16	Spring	64	VS-673 Std Only	VINTAGE; 2.5800" Free Height		
QTY	VALVE SEAL	YEARS	PART NO.	DESCRIPTION		
16	Valve Stem Seal	64	ST-2002 Std Only	Exc. Eng. w/double valve springs; Installation requires valve guide machining; (PLY) Polyacrylate		
16	Valve Stem Seal	64	MV-1707C Std Only	VINTAGE; Umbrella type; (NTRL) Nitrile		
16	Valve Stem Seal Bulk	64	ST-2002BC Std Only	Exc. Eng. w/double valve springs; Positive type; Installation requires valve guide machining; Carton of 100; (PLY) Polyacrylate		
16	Valve Stem Seal Bulk	64	MV-1707 Std Only	Umbrella type; Carton of 100; (NTRL) Nitrile		
QTY	VALVE SEAT	YEARS	PART NO.	DESCRIPTION		
8	Seat	64	245-1750-2 Std Only	Loc. Exh.; 1.7550" OD, 1.5000" ID, 0.2160" Depth		
8	Seat	64	245-1750-2N Std Only	Loc. Exh.; Premium Material; 1.7550" OD, 1.5000" ID, 0.2160" Depth		
8	Seat	64	245-2250-1 Std Only	Loc. Int.; Machine ID to fit; 2.2555" OD, 1.9375" ID, 0.1855" Depth		
QTY	VALVE, MISC	YEARS	PART NO.	DESCRIPTION		
16	Keeper	64	VK-174 Std Only	Loc. Exh.; 4 groove		
16	Keeper	64	VK-174R Std Only	Loc. Exh.; 4 groove; Hardened		
16	Keeper	64	VK-66 Std Only	Loc. Int.; 2 groove		
16	Keeper	64	VK-66R Std Only	Loc. Int.; 2 groove; Hardened		

(continued on next page)

Chrysler Car (Incl. Chrysler, DeSoto, Dodge, Plymouth)

361 5.9L (5917cc) OHV V8 (16 Valve), 4.125" Bore (Chrysler Eng.), 2 Bbl. "Eng. Code V36" 1964 120
(cont.)

QTY	VALVE, MISC (cont.)	YEARS	PART NO.	DESCRIPTION
16	Spring Insert	64	259-103C Std Only	.015"; ID 1.030"; Carton of 100
16	Spring Insert	64	259-103B Std Only	.030"; ID 1.030"; Carton of 100
16	Spring Insert	64	259-103BRS Std Only	.030"; ID 1.030"; Carton of 500
16	Spring Insert	64	259-103A Std Only	.060"; ID 1.030"; Carton of 100
16	Spring Insert	64	259-103ARS Std Only	.060"; ID 1.030"; Carton of 500
QTY	PISTON	YEARS	PART NO.	DESCRIPTION
8	Pin	64	P-1940 Std-3	VINTAGE; 0.6340" Inside Dia., 1.0935" Outside Dia.
QTY	RINGS	YEARS	PART NO.	DESCRIPTION
1	Premium Set	64	E-243K Std-20-30-40-60	VINTAGE; 2-5/64, 1-3/16; Premium Moly
1	Standard Set	64	E-243X Std-20-30-40-60	VINTAGE; 2-5/64, 1-3/16; Iron
QTY	ENGINE BEARINGS	YEARS	PART NO.	DESCRIPTION
1	Main Set	64	4094M Std-10-20-30-40-60	VINTAGE; 3.453" max. flange OD
1	Rod Set	64	8-2320CP Std-10-20-30-40-50	VINTAGE; 8-2320CA 60 avail. as unplated & resizeable
1	Rod Set	64	8-2320CA 60 60	VINTAGE; Unplated & resizeable
8	Rod Pair	64	2320CP Std-1-10-20-30-40-50	VINTAGE
1	Cam Set	64	1453M Std Only	VINTAGE; Babbitt material; Full round design
QTY	OIL PUMP	YEARS	PART NO.	DESCRIPTION
1	Oil Pump	64	224-43366A	VINTAGE; High Pressure; Use original cover plate on Eng. with canister oil filter
1	Oil Pump	64	224-4174V	VINTAGE; High-Volume; Use original cover plate on Eng. w/canister oil filter
1	Oil Pump	64	224-4174	VINTAGE; Use original cover plate on Eng. w/canister oil filter
1	Pump Repair Kit	64	224-5174	VINTAGE
1	Inter. Shaft	64	224-6174	VINTAGE
QTY	GASKETS	YEARS	PART NO.	DESCRIPTION
1	Kit Gasket Set	64	260-1001	VINTAGE; w/6-bolt valve covers; Int. manifold gskt. not incl.; Premium valve stem seals incl.
1	Valley Pan Gasket Set	64	260-4034	Premium set; Performance manifold gsks. incl.
1	Valley Pan Gasket Set	64	260-4011	VINTAGE
QTY	FREEZE PLUGS	YEARS	PART NO.	DESCRIPTION
1	Brass Block Plug Kit	64	381-8011	VINTAGE
1	Steel Block Plug Kit	64	381-4031	VINTAGE
1	Brass Deep Cup Freeze Plug	64	381-9001	VINTAGE; 1.625" Diameter
1	Steel Deep Cup Freeze Plug	64	381-3041	1.625" Diameter
1	Steel Deep Cup Freeze Plug	64	381-3084	2.141" Diameter

383 6.3L (6277cc) OHV V8 (16 Valve), 4.25" Bore (Chrysler Eng.), 2 Bbl. "VIN G" 1969-1966 121

QTY	TIMING	YEARS	PART NO.	DESCRIPTION
1	3 Piece Set	69-66	KT3-168S	VINTAGE; Incl. rlr. type chain; (1) 222-168; (1) 223-339; (1) 223-380
1	3 Piece Set	69-66	KT3-501S	VINTAGE; Incl. silent type chain; 223-366 & 223-367 not sold separately; (1) 222-501; (1) 223-366; (1) 223-367
1	Timing Chain	69-66	222-168	Double rlr.; 66 Links
1	Timing Chain	69-66	222-501	Silent type; 50 Links
QTY	CAMSHAFT/LIFTER	YEARS	PART NO.	DESCRIPTION
1	Camshaft	69-66	CS-327	VINTAGE; Exc. Hi-Perf.; Hydraulic, (050) Duration at .050 Lobe Lift, 209 Exh., 206 Int., 113 Degrees Lobe Separation
1	Prelube		55-403 Std Only	1.5 oz. packet
1	Prelube		55-400 Std Only	4 oz. bottle; 1.5 oz. packet No. 55-403 also avail.
16	Lifter	69-68	HT-976 Std Only	VINTAGE; Hyd.; w/single groove
16	Lifter	67-66	HT-812 Std Only	VINTAGE; Hyd.; 1.830" - 1.860" Length
16	Lifter, Bulk	69-68	HT-976B Std Only	VINTAGE; Hyd.; w/single groove; Carton of 117
16	Lifter, Bulk	67-66	HT-812B Std Only	VINTAGE; Hyd.; Carton of 117; 1.830" - 1.860" Length
QTY	PUSH ROD	YEARS	PART NO.	DESCRIPTION
16	Push Rod	69-68	RP-3191 Std Only	VINTAGE; 8.5750" O.A.L.
16	Push Rod	67-66	RP-3031 Std Only	VINTAGE; 8.6450" O.A.L.
QTY	ROCKER PARTS	YEARS	PART NO.	DESCRIPTION
8	Arm	69-66	R-829 Std Only	VINTAGE; Loc. L.H.
8	Arm	69-66	R-828 Std Only	VINTAGE; Loc. R.H.
2	Rocker Shaft	69-66	RS-612 Std Only	VINTAGE
QTY	VALVE	YEARS	PART NO.	DESCRIPTION
8	Exhaust	69-68	V-1900 Std Only	4 groove; Chrome plated stem; 1.7400" Head Dia., 0.3717" Stem Dia., 4.8840" O.A.L.
8	Exhaust	67-66	V-1339 Std Only	VINTAGE; 1.5980" Head Dia., 0.3715" Stem Dia., 4.8900" O.A.L.

(continued on next page)

Chrysler Car (Incl. Chrysler, DeSoto, Dodge, Plymouth)

121 383 6.3L (6277cc) OHV V8 (16 Valve), 4.25" Bore (Chrysler Eng.), 2 Bbl. "VIN G" 1969-1966

(cont.)

QTY	VALVE (cont.)	YEARS	PART NO.	DESCRIPTION
8	Intake	69-66	V-1386 Std Only	VINTAGE; 2.0800" Head Dia., 0.3725" Stem Dia., 4.8685" O.A.L.
16	VALVE SPRING Spring	69-66	VS-673 Std Only	VINTAGE; 2.5800" Free Height
16	VALVE SEAL Valve Stem Seal	69-66	ST-2002 Std Only	Use w/O.E. guide; Installation requires valve guide machining; (PLY) Polyacrylate
16	Valve Stem Seal	69-66	ST-2014 Std Only	Use w/repair guide; Positive type; Installation requires valve guide machining; (TFL) PTFE
8	Valve Stem Seal	69-66	MV-1707C Std Only	VINTAGE; Loc. Exhaust; Umbrella type; (NTRL) Nitrile
8	Valve Stem Seal	69-66	MV-1707C Std Only	VINTAGE; Loc. Intake; Umbrella type; (NTRL) Nitrile
8	Valve Stem Seal Bulk	69-66	MV-1707 Std Only	Loc. Exhaust; Umbrella type; Carton of 100; (NTRL) Nitrile
8	Valve Stem Seal Bulk	69-66	MV-1707 Std Only	Loc. Intake; Umbrella type; Carton of 100; (NTRL) Nitrile
16	Valve Stem Seal Bulk	69-66	ST-2002BC Std Only	Use w/O.E. guide; Positive type; Installation requires valve guide machining; Carton of 100; (PLY) Polyacrylate
16	Valve Stem Seal Bulk	69-66	ST-2014BC Std Only	Use w/repair guide; Positive type; Installation requires valve guide machining; Carton of 100; (TFL) PTFE
8	VALVE SEAT Seat	69-68	245-1750-2 Std Only	Loc. Exh.; 1.7550" OD, 1.5000" ID, 0.2160" Depth
8	Seat	69-68	245-1750-2N Std Only	Loc. Exh.; Premium Material; 1.7550" OD, 1.5000" ID, 0.2160" Depth
8	Seat	69-66	245-2250-1 Std Only	Loc. Int.; Machine ID to fit; 2.2555" OD, 1.9375" ID, 0.1855" Depth
8	Seat	67-66	245-1875-1 Std Only	Loc. Exh.; 1.8810" OD, 1.6100" ID, 0.2485" Depth
8	Seat	67-66	245-1875-1N Std Only	Loc. Exh.; Premium Material; 1.8810" OD, 1.6100" ID, 0.2485" Depth
16	VALVE, MISC Keeper	69-66	VK-174 Std Only	Loc. Exh.; 4 groove
16	Keeper	69-66	VK-174R Std Only	Loc. Exh.; 4 groove; Hardened
16	Keeper	69-66	VK-66 Std Only	Loc. Int.; 2 groove
16	Keeper	69-66	VK-66R Std Only	Loc. Int.; 2 groove; Hardened
16	Spring Insert	69-66	259-103C Std Only	.015"; ID 1.030"; Carton of 100
16	Spring Insert	69-66	259-103B Std Only	.030"; ID 1.030"; Carton of 100
16	Spring Insert	69-66	259-103BRS Std Only	.030"; ID 1.030"; Carton of 500
16	Spring Insert	69-66	259-103A Std Only	.060"; ID 1.030"; Carton of 100
16	Spring Insert	69-66	259-103ARS Std Only	.060"; ID 1.030"; Carton of 500
8	PISTON Cast Piston	69-66	366AP Std-20-30-40-60	VINTAGE; Cast; 1.0939" Pin Dia.; 2 Rings 5/64 Groove, 1 Ring 3/16 Groove, 1.848 CD, Flat Head - 8.4:1 C.R.
8	Cast Piston - Individual	69-66	W366NP Std-20-30-40-60	VINTAGE; Cast; 1.0939" Pin Dia.; 2 Rings 5/64 Groove, 1 Ring 3/16 Groove, 1.848 CD, Flat Head - 8.4:1 C.R.
1	RINGS Premium Set	69-66	E-233K Std-20-30-40-60	2-5/64, 1-3/16; Premium Moly
1	Standard Set	69-66	E-233X Std-20-30-40-60	2-5/64, 1-3/16; Iron
1	ENGINE BEARINGS Main Set	69-66	4094M Std-10-20-30-40-60	VINTAGE; 3.453" max. flange OD
1	Rod Set	69-66	8-2320CP Std-10-20-30-40-50	VINTAGE; 8-2320CA 60 avail. as unplated & resizeable
1	Rod Set	69-66	8-2320CA 60 60	VINTAGE; Unplated & resizeable
8	Rod Pair	69-66	2320CP Std-1-10-20-30-40-50	VINTAGE
1	Cam Set	69-66	1453M Std Only	VINTAGE; Babbitt material; Full round design
1	OIL PUMP Oil Pump	69-66	224-43366A	VINTAGE; High Pressure; Use original cover plate on Eng. with canister oil filter
1	Oil Pump	69-66	224-4174V	VINTAGE; High-Volume; Use original cover plate on Eng. w/canister oil filter
1	Oil Pump	69-66	224-4174	VINTAGE; Use original cover plate on Eng. w/canister oil filter
1	Pump Repair Kit	69-66	224-5174	VINTAGE
1	Inter. Shaft	69-66	224-6174	VINTAGE
1	Screen Assy.	69	224-15055	Chrysler Town & Country Base Plymouth Belvedere Base, Satellite, Fury Sport, VIP, Fury I Base, Fury II Base, Fury III Base, Satellite Base; VINTAGE
1	Screen Assy.	68	224-15055	Exc. Chrysler Newport Base, Town & Country Base Dodge Charger R/T, Coronet 440, Deluxe, R/T, Super Bee, Dart 270, Base, GTS, Monaco 500, Polara 500, Base Plymouth Barracuda Base, Cuda Base; VINTAGE
1	Screen Assy.	67	224-15055	VINTAGE
1	GASKETS Kit Gasket Set	69-66	260-1001	VINTAGE; w/6-bolt valve covers; Int. manifold gskt. not incl.; Premium valve stem seals incl.

VALVE TRAIN

VALVE TRAIN

BLOCK

BLOCK

Chrysler Car (Incl. Chrysler, DeSoto, Dodge, Plymouth)

383 6.3L (6277cc) OHV V8 (16 Valve), 4.25" Bore (Chrysler Eng.), 2 Bbl. "VIN G" 1969-1966 121
(cont.)

BLOCK	QTY	GASKETS (cont.)	YEARS	PART NO.	DESCRIPTION	BLOCK
	1	Valley Pan Gasket Set	69-66	260-4034	Premium set; Performance manifold gsks. incl.	
1	Valley Pan Gasket Set	69-66	260-4011	VINTAGE		
BLOCK	QTY	FREEZE PLUGS	YEARS	PART NO.	DESCRIPTION	
	1	Brass Block Plug Kit	69-66	381-8011	VINTAGE	
	1	Steel Block Plug Kit	69-66	381-4031	VINTAGE	
	1	Brass Deep Cup Freeze Plug	69-66	381-9001	VINTAGE; 1.625" Diameter	
	1	Steel Deep Cup Freeze Plug	69-66	381-3041	1.625" Diameter	
1	Steel Deep Cup Freeze Plug	69-66	381-3084	2.141" Diameter		

383 6.3L (6277cc) OHV V8 (16 Valve), 4.25" Bore (Chrysler Eng.), 4 Bbl. "VIN G" 1966 122

VALVE TRAIN	QTY	TIMING	YEARS	PART NO.	DESCRIPTION	VALVE TRAIN
	1	3 Piece Set	66	KT3-168S	VINTAGE; Incl. rlr. type chain; (1) 222-168; (1) 223-339; (1) 223-380	
	1	3 Piece Set	66	KT3-501S	VINTAGE; Incl. silent type chain; 223-366 & 223-367 not sold separately; (1) 222-501; (1) 223-366; (1) 223-367	
	1	Timing Chain	66	222-168	Double rlr.; 66 Links	
	1	Timing Chain	66	222-501	Silent type; 50 Links	
VALVE TRAIN	QTY	CAMSHAFT/LIFTER	YEARS	PART NO.	DESCRIPTION	
	1	Camshaft	66	CS-327	VINTAGE; Exc. Hi-Perf.; Hydraulic, (050) Duration at .050 Lobe Lift, 209 Exh., 206 Int., 113 Degrees Lobe Separation	
	1	Camshaft	66	CS-327	Plymouth VIP Base; VINTAGE; Hydraulic, (050) Duration at .050 Lobe Lift, 209 Exh., 206 Int., 113 Degrees Lobe Separation	
	1	Prelube		55-403 Std Only	1.5 oz. packet	
	1	Prelube		55-400 Std Only	4 oz. bottle; 1.5 oz. packet No. 55-403 also avail.	
	16	Lifter	66	HT-812 Std Only	VINTAGE; Hyd.; 1.830" - 1.860" Length	
	16	Lifter, Bulk	66	HT-812B Std Only	VINTAGE; Hyd.; Carton of 117; 1.830" - 1.860" Length	
	QTY	PUSH ROD	YEARS	PART NO.	DESCRIPTION	
	16	Push Rod	66	RP-3031 Std Only	VINTAGE; 8.6450" O.A.L.	
	QTY	ROCKER PARTS	YEARS	PART NO.	DESCRIPTION	
	8	Arm	66	R-829 Std Only	VINTAGE; Loc. L.H.	
	8	Arm	66	R-828 Std Only	VINTAGE; Loc. R.H.	
	2	Rocker Shaft	66	RS-612 Std Only	VINTAGE	
	QTY	VALVE	YEARS	PART NO.	DESCRIPTION	
	8	Exhaust	66	V-1339 Std Only	VINTAGE; 1.5980" Head Dia., 0.3715" Stem Dia., 4.8900" O.A.L.	
	8	Intake	66	V-1386 Std Only	VINTAGE; 2.0800" Head Dia., 0.3725" Stem Dia., 4.8685" O.A.L.	
QTY	VALVE SPRING	YEARS	PART NO.	DESCRIPTION		
16	Spring	66	VS-673 Std Only	VINTAGE; 2.5800" Free Height		
QTY	VALVE SEAL	YEARS	PART NO.	DESCRIPTION		
16	Valve Stem Seal	66	ST-2002 Std Only	Plymouth VIP Base; Installation requires valve guide machining; (PLY) Polyacrylate		
16	Valve Stem Seal	66	ST-2014 Std Only	Plymouth VIP Base; Positive type; Installation requires valve guide machining; (TFL) PTFE		
16	Valve Stem Seal	66	ST-2002 Std Only	Use w/O.E. guide; Installation requires valve guide machining; (PLY) Polyacrylate		
16	Valve Stem Seal	66	ST-2014 Std Only	Use w/repair guide; Positive type; Installation requires valve guide machining; (TFL) PTFE		
8	Valve Stem Seal	66	MV-1707C Std Only	VINTAGE; Loc. Exhaust; Umbrella type; (NTRL) Nitrile		
8	Valve Stem Seal	66	MV-1707C Std Only	VINTAGE; Loc. Intake; Umbrella type; (NTRL) Nitrile		
16	Valve Stem Seal	66	MV-1707C Std Only	Plymouth VIP Base; VINTAGE; Umbrella type; (NTRL) Nitrile		
8	Valve Stem Seal Bulk	66	MV-1707 Std Only	Loc. Exhaust; Umbrella type; Carton of 100; (NTRL) Nitrile		
8	Valve Stem Seal Bulk	66	MV-1707 Std Only	Loc. Intake; Umbrella type; Carton of 100; (NTRL) Nitrile		
16	Valve Stem Seal Bulk	66	ST-2002BC Std Only	Plymouth VIP Base; Positive type; Installation requires valve guide machining; Carton of 100; (PLY) Polyacrylate		
16	Valve Stem Seal Bulk	66	ST-2014BC Std Only	Plymouth VIP Base; Positive type; Installation requires valve guide machining; Carton of 100; (TFL) PTFE		
16	Valve Stem Seal Bulk	66	MV-1707 Std Only	Plymouth VIP Base; Umbrella type; Carton of 100; (NTRL) Nitrile		
16	Valve Stem Seal Bulk	66	ST-2002BC Std Only	Use w/O.E. guide; Positive type; Installation requires valve guide machining; Carton of 100; (PLY) Polyacrylate		
16	Valve Stem Seal Bulk	66	ST-2014BC Std Only	Use w/repair guide; Positive type; Installation requires valve guide machining; Carton of 100; (TFL) PTFE		
QTY	VALVE SEAT	YEARS	PART NO.	DESCRIPTION		
8	Seat	66	245-1875-1 Std Only	Plymouth VIP Base; 1.8810" OD, 1.6100" ID, 0.2485" Depth		
8	Seat	66	245-1875-1 Std Only	Loc. Exh.; 1.8810" OD, 1.6100" ID, 0.2485" Depth		

(continued on next page)

Chrysler Car (Incl. Chrysler, DeSoto, Dodge, Plymouth)

122 383 6.3L (6277cc) OHV V8 (16 Valve), 4.25" Bore (Chrysler Eng.), 4 Bbl. "VIN G" 1966

(cont.)

	QTY	VALVE SEAT (cont.)	YEARS	PART NO.	DESCRIPTION	
VALVE TRAIN	8	Seat	66	245-1875-1N Std Only	Loc. Exh.; Premium Material; 1.8810" OD, 1.6100" ID, 0.2485" Depth	
	8	Seat	66	245-2250-1 Std Only	Loc. Int.; Machine ID to fit; 2.2555" OD, 1.9375" ID, 0.1855" Depth	
	8	Seat	66	245-2250-1 Std Only	Plymouth VIP Base; Machine ID to fit; 2.2555" OD, 1.9375" ID, 0.1855" Depth	
	8	Seat	66	245-1875-1N Std Only	Plymouth VIP Base; Premium Material; 1.8810" OD, 1.6100" ID, 0.2485" Depth	
VALVE TRAIN	16	VALVE, MISC	YEARS	PART NO.	DESCRIPTION	
	16	Keeper	66	VK-66 Std Only	Plymouth VIP Base; 2 groove	
	16	Keeper	66	VK-66R Std Only	Plymouth VIP Base; 2 groove; Hardened	
	16	Keeper	66	VK-174 Std Only	Plymouth VIP Base; 4 groove	
	16	Keeper	66	VK-174R Std Only	Plymouth VIP Base; 4 groove; Hardened	
	16	Keeper	66	VK-174 Std Only	Loc. Exh.; 4 groove	
	16	Keeper	66	VK-174R Std Only	Loc. Exh.; 4 groove; Hardened	
	16	Keeper	66	VK-66 Std Only	Loc. Int.; 2 groove	
	16	Keeper	66	VK-66R Std Only	Loc. Int.; 2 groove; Hardened	
	16	Spring Insert	66	259-103C Std Only	.015"; ID 1.030"; Carton of 100	
	16	Spring Insert	66	259-103B Std Only	.030"; ID 1.030"; Carton of 100	
	16	Spring Insert	66	259-103BRS Std Only	.030"; ID 1.030"; Carton of 500	
	16	Spring Insert	66	259-103A Std Only	.060"; ID 1.030"; Carton of 100	
	16	Spring Insert	66	259-103ARS Std Only	.060"; ID 1.030"; Carton of 500	
	BLOCK	8	PISTON	YEARS	PART NO.	DESCRIPTION
		8	Cast Piston	66	366AP Std-20-30-40-60	VINTAGE; Cast; 1.0939" Pin Dia.; 2 Rings 5/64 Groove, 1 Ring 3/16 Groove, 1.848 CD, Flat Head - 8.4:1 C.R.
8		Cast Piston - Individual	66	W366NP Std-20-30-40-60	VINTAGE; Cast; 1.0939" Pin Dia.; 2 Rings 5/64 Groove, 1 Ring 3/16 Groove, 1.848 CD, Flat Head - 8.4:1 C.R.	
1		RINGS	YEARS	PART NO.	DESCRIPTION	
1		Premium Set	66	E-233K Std-20-30-40-60	2-5/64, 1-3/16; Premium Moly	
1		Standard Set	66	E-233X Std-20-30-40-60	2-5/64, 1-3/16; Iron	
1		ENGINE BEARINGS	YEARS	PART NO.	DESCRIPTION	
1		Main Set	66	4094M Std-10-20-30-40-60	VINTAGE; 3.453" max. flange OD	
1		Rod Set	66	8-2320CP Std-10-20-30-40-50	VINTAGE; 8-2320CA 60 avail. as unplated & resizeable	
1		Rod Set	66	8-2320CA 60 60	VINTAGE; Unplated & resizeable	
8		Rod Pair	66	2320CP Std-1-10-20-30-40-50	VINTAGE	
1		Cam Set	66	1453M Std Only	VINTAGE; Babbitt material; Full round design	
1		OIL PUMP	YEARS	PART NO.	DESCRIPTION	
1		Oil Pump	66	224-43366A	VINTAGE; High Pressure; Use original cover plate on Eng. with canister oil filter	
1		Oil Pump	66	224-4174V	VINTAGE; High-Volume; Use original cover plate on Eng. w/canister oil filter	
1		Oil Pump	66	224-4174	VINTAGE; Use original cover plate on Eng. w/canister oil filter	
1	Pump Repair Kit	66	224-5174	VINTAGE		
1	Inter. Shaft	66	224-6174	VINTAGE		
1	GASKETS	YEARS	PART NO.	DESCRIPTION		
1	Kit Gasket Set	66	260-1001	VINTAGE; w/6-bolt valve covers; Int. manifold gskt. not incl.; Premium valve stem seals incl.		
1	Valley Pan Gasket Set	66	260-4034	Premium set; Performance manifold gskts. incl.		
1	Valley Pan Gasket Set	66	260-4011	VINTAGE		
1	FREEZE PLUGS	YEARS	PART NO.	DESCRIPTION		
1	Brass Block Plug Kit	66	381-8011	VINTAGE		
1	Steel Block Plug Kit	66	381-4031	VINTAGE		
1	Brass Deep Cup Freeze Plug	66	381-9001	VINTAGE; 1.625" Diameter		
1	Steel Deep Cup Freeze Plug	66	381-3041	1.625" Diameter		
1	Steel Deep Cup Freeze Plug	66	381-3084	2.141" Diameter		
1	Steel Shallow Cup Freeze Plug	66	381-2170	Plymouth VIP Base; VINTAGE; 2.141" Diameter		

123 383 6.3L (6277cc) OHV V8 (16 Valve), 4.25" Bore (Chrysler Eng.), 4 Bbl. "VIN H" 1969-1967

	QTY	TIMING	YEARS	PART NO.	DESCRIPTION
	1	3 Piece Set	69-67	KT3-168S	VINTAGE; Incl. rlr. type chain; (1) 222-168; (1) 223-339; (1) 223-380
	1	3 Piece Set	69-67	KT3-501S	VINTAGE; Incl. silent type chain; 223-366 & 223-367 not sold separately; (1) 222-501; (1) 223-366; (1) 223-367
	1	Timing Chain	69-67	222-168	Double rlr.; 66 Links
	1	Timing Chain	69-67	222-501	Silent type; 50 Links

(continued on next page)

Chrysler Car (Incl. Chrysler, DeSoto, Dodge, Plymouth)

383 6.3L (6277cc) OHV V8 (16 Valve), 4.25" Bore (Chrysler Eng.), 4 Bbl. "VIN H" 1969-1967 123
(cont.)

QTY	CAMSHAFT/LIFTER	YEARS	PART NO.	DESCRIPTION
1	Camshaft	69-67	CS-327	VINTAGE; Exc. Hi-Perf.; Hydraulic, (050) Duration at .050 Lobe Lift, 209 Exh., 206 Int., 113 Degrees Lobe Separation
1	Camshaft	69	CS-661	VINTAGE; Hi-Perf.; 0.464" Exh. Valve Lift, 0.449" Int. Valve Lift, Hydraulic, (050) Duration at .050 Lobe Lift, 225 Exh., 214 Int., 115 Degrees Lobe Separation
1	Prelube		55-403 Std Only	1.5 oz. packet
1	Prelube		55-400 Std Only	4 oz. bottle; 1.5 oz. packet No. 55-403 also avail.
16	Lifter	69-68	HT-976 Std Only	VINTAGE; Hyd.; w/single groove
16	Lifter	67	HT-812 Std Only	VINTAGE; Hyd.; 1.830" - 1.860" Length
16	Lifter, Bulk	69-68	HT-976B Std Only	VINTAGE; Hyd.; w/single groove; Carton of 117
16	Lifter, Bulk	67	HT-812B Std Only	VINTAGE; Hyd.; Carton of 117; 1.830" - 1.860" Length
QTY	PUSH ROD	YEARS	PART NO.	DESCRIPTION
16	Push Rod	69-68	RP-3191 Std Only	VINTAGE; 8.5750" O.A.L.
16	Push Rod	67	RP-3031 Std Only	VINTAGE; 8.6450" O.A.L.
QTY	ROCKER PARTS	YEARS	PART NO.	DESCRIPTION
8	Arm	69-67	R-829 Std Only	VINTAGE; Loc. L.H.
8	Arm	69-67	R-828 Std Only	VINTAGE; Loc. R.H.
2	Rocker Shaft	69-67	RS-612 Std Only	VINTAGE
QTY	VALVE	YEARS	PART NO.	DESCRIPTION
8	Exhaust	69-68	V-1900 Std Only	4 groove; Chrome plated stem; 1.7400" Head Dia., 0.3717" Stem Dia., 4.8840" O.A.L.
8	Exhaust	67	V-1339 Std Only	VINTAGE; 1.5980" Head Dia., 0.3715" Stem Dia., 4.8900" O.A.L.
8	Intake	69-67	V-1386 Std Only	VINTAGE; 2.0800" Head Dia., 0.3725" Stem Dia., 4.8685" O.A.L.
QTY	VALVE SPRING	YEARS	PART NO.	DESCRIPTION
16	Spring	69-68	VS-675 Std Only	VINTAGE; Incl. damper; 2.2300" Free Height
16	Spring	67	VS-673 Std Only	VINTAGE; 2.5800" Free Height
QTY	VALVE SEAL	YEARS	PART NO.	DESCRIPTION
16	Valve Stem Seal	69-67	ST-2002 Std Only	Use w/O.E. guide; Installation requires valve guide machining; (PLY) Polyacrylate
16	Valve Stem Seal	69-67	ST-2014 Std Only	Use w/repair guide; Positive type; Installation requires valve guide machining; (TFL) PTFE
8	Valve Stem Seal	69-67	MV-1707C Std Only	VINTAGE; Loc. Exhaust; Umbrella type; (NTRL) Nitrile
8	Valve Stem Seal	69-67	MV-1707C Std Only	VINTAGE; Loc. Intake; Umbrella type; (NTRL) Nitrile
8	Valve Stem Seal Bulk	69-67	MV-1707 Std Only	Loc. Exhaust; Umbrella type; Carton of 100; (NTRL) Nitrile
8	Valve Stem Seal Bulk	69-67	MV-1707 Std Only	Loc. Intake; Umbrella type; Carton of 100; (NTRL) Nitrile
16	Valve Stem Seal Bulk	69-67	ST-2002BC Std Only	Use w/O.E. guide; Positive type; Installation requires valve guide machining; Carton of 100; (PLY) Polyacrylate
16	Valve Stem Seal Bulk	69-67	ST-2014BC Std Only	Use w/repair guide; Positive type; Installation requires valve guide machining; Carton of 100; (TFL) PTFE
QTY	VALVE SEAT	YEARS	PART NO.	DESCRIPTION
8	Seat	69-68	245-1750-2 Std Only	Loc. Exh.; 1.7550" OD, 1.5000" ID, 0.2160" Depth
8	Seat	69-68	245-1750-2N Std Only	Loc. Exh.; Premium Material; 1.7550" OD, 1.5000" ID, 0.2160" Depth
8	Seat	69-67	245-2250-1 Std Only	Loc. Int.; Machine ID to fit; 2.2555" OD, 1.9375" ID, 0.1855" Depth
8	Seat	67	245-1875-1 Std Only	Loc. Exh.; 1.8810" OD, 1.6100" ID, 0.2485" Depth
8	Seat	67	245-1875-1N Std Only	Loc. Exh.; Premium Material; 1.8810" OD, 1.6100" ID, 0.2485" Depth
QTY	VALVE, MISC	YEARS	PART NO.	DESCRIPTION
16	Keeper	69-67	VK-174 Std Only	Loc. Exh.; 4 groove
16	Keeper	69-67	VK-174R Std Only	Loc. Exh.; 4 groove; Hardened
16	Keeper	69-67	VK-66 Std Only	Loc. Int.; 2 groove
16	Keeper	69-67	VK-66R Std Only	Loc. Int.; 2 groove; Hardened
16	Spring Insert	69-67	259-103C Std Only	.015"; ID 1.030"; Carton of 100
16	Spring Insert	69-67	259-103B Std Only	.030"; ID 1.030"; Carton of 100
16	Spring Insert	69-67	259-103BRS Std Only	.030"; ID 1.030"; Carton of 500
16	Spring Insert	69-67	259-103A Std Only	.060"; ID 1.030"; Carton of 100
16	Spring Insert	69-67	259-103ARS Std Only	.060"; ID 1.030"; Carton of 500
QTY	PISTON	YEARS	PART NO.	DESCRIPTION
8	Cast Piston	69-67	366AP Std-20-30-40-60	VINTAGE; Cast; 1.0939" Pin Dia.; 2 Rings 5/64 Groove, 1 Ring 3/16 Groove, 1.848 CD, Flat Head - 8.4:1 C.R.
8	Cast Piston - Individual	69-67	W366NP Std-20-30-40-60	VINTAGE; Cast; 1.0939" Pin Dia.; 2 Rings 5/64 Groove, 1 Ring 3/16 Groove, 1.848 CD, Flat Head - 8.4:1 C.R.
8	POWERFORGED	69-68	L-2315NF 30 30-40-60	Powerforged; 1.220" Pin Dia.; 2 Rings 5/64 Groove, 1 Ring 3/16 Groove, 1.920 CD, Flat; DUROSHIELD® skirt coated piston

VALVE TRAIN

VALVE TRAIN

BLOCK

BLOCK

(continued on next page)

Chrysler Car (Incl. Chrysler, DeSoto, Dodge, Plymouth)

123 383 6.3L (6277cc) OHV V8 (16 Valve), 4.25" Bore (Chrysler Eng.), 4 Bbl. "VIN H" 1969-1967

(cont.)

	QTY	PISTON (cont.)	YEARS	PART NO.	DESCRIPTION
BLOCK	8	POWERFORGED Piston-Individual	69-68	WL-2315NF 30 30-40	1.220" Pin Dia.; 2 Rings 5/64 Groove, 1 Ring 3/16 Groove, 1.920 CD, Flat; DUROSHIELD® skirt coated piston
	8	POWERFORGED Piston-Individual	69-68	WL-2315F 60 60	Powerforged; 1.0938" Pin Dia.; 2 Rings 5/64 Groove, 1 Ring 3/16 Groove, 1.920 CD, Flat Head. DUROSHIELD® skirt coated piston.
	1	Premium Set	69-67	E-233K Std-20-30-40-60	2-5/64, 1-3/16; Premium Moly
	1	Standard Set	69-67	E-233X Std-20-30-40-60	2-5/64, 1-3/16; Iron
	1	Main Set	69-67	4094M Std-10-20-30-40-60	VINTAGE; 3.453" max. flange OD
	1	Rod Set	69-67	8-2320CP Std-10-20-30-40-50	VINTAGE; 8-2320CA 60 avail. as unplated & resizeable
	1	Rod Set	69-67	8-2320CA 60 60	VINTAGE; Unplated & resizeable
	8	Rod Pair	69-67	2320CP Std-1-10-20-30-40-50	VINTAGE
	1	Cam Set	69-67	1453M Std Only	VINTAGE; Babbitt material; Full round design
	1	Oil Pump	69-67	224-43366A	VINTAGE; High Pressure; Use original cover plate on Eng. with canister oil filter
	1	Oil Pump	69-67	224-4174V	VINTAGE; High-Volume; Use original cover plate on Eng. w/canister oil filter
	1	Oil Pump	69-67	224-4174	VINTAGE; Use original cover plate on Eng. w/canister oil filter
	1	Pump Repair Kit	69-67	224-5174	VINTAGE
	1	Inter. Shaft	69-67	224-6174	VINTAGE
	1	Screen Assy.	69	224-15055	Exc. Chrysler Town & Country Base Dodge Charger 500, Base, R/T, Coronet 500, R/T, Dart Base, Custom, GT, GTS, Swinger, Polara 500, Base Plymouth Cuda Base, GTX Base; VINTAGE
1	Screen Assy.	68	224-15055	Exc. Chrysler Town & Country Base Dodge Charger Base, Coronet 500, Deluxe, R/T, Dart 270, Base, GT, GTS, Monaco 500, Polara 500, Base Plymouth Cuda Base; VINTAGE	
1	Screen Assy.	67	224-15055	Dodge Coronet Base Plymouth Barracuda Base; VINTAGE	
1	Kit Gasket Set	69-67	260-1001	VINTAGE; w/6-bolt valve covers; Int. manifold gskt. not incl.; Premium valve stem seals incl.	
1	Valley Pan Gasket Set	69-67	260-4034	Premium set; Performance manifold gskts. incl.	
1	Valley Pan Gasket Set	69-67	260-4011	VINTAGE	
1	Brass Block Plug Kit	69-67	381-8011	VINTAGE	
1	Steel Block Plug Kit	69-67	381-4031	VINTAGE	
1	Brass Deep Cup Freeze Plug	69-67	381-9001	VINTAGE; 1.625" Diameter	
1	Steel Deep Cup Freeze Plug	69-67	381-3041	1.625" Diameter	
1	Steel Deep Cup Freeze Plug	69-67	381-3084	2.141" Diameter	

124 383 6.3L (6277cc) OHV V8 (16 Valve), 4.25" Bore (Chrysler Eng.), 2 Bbl. "VIN L" 1971-1970

	QTY	TIMING	YEARS	PART NO.	DESCRIPTION
VALVE TRAIN	1	3 Piece Set	71	KT3-168SA	Chrysler Newport Base, Custom, Town & Country Base; VINTAGE; H/D; Hi-Perf.; Incl. rlr. type chain; (1) 222-168; (1) 223-339; (1) 223-340A
	1	3 Piece Set	71-70	KT3-168S	VINTAGE; Incl. rlr. type chain; (1) 222-168; (1) 223-339; (1) 223-380
	1	3 Piece Set	71-70	KT3-501S	VINTAGE; Incl. silent type chain; 223-366 & 223-367 not sold separately; (1) 222-501; (1) 223-366; (1) 223-367
	1	3 Piece Set	70	KT3-168SA	VINTAGE; H/D; Hi-Perf.; Incl. rlr. type chain; (1) 222-168; (1) 223-339; (1) 223-340A
	1	Timing Chain	71-70	222-168	Double rlr.; 66 Links
	1	Timing Chain	71-70	222-501	Silent type; 50 Links
	1	Camshaft	71-70	CS-327	VINTAGE; Exc. Hi-Perf.; Hydraulic, (050) Duration at .050 Lobe Lift, 209 Exh., 206 Int., 113 Degrees Lobe Separation
	1	Camshaft	70	CS-661	Plymouth Fury S-23; VINTAGE; 0.464" Exh. Valve Lift, 0.449" Int. Valve Lift, Hydraulic, (050) Duration at .050 Lobe Lift, 225 Exh., 214 Int., 115 Degrees Lobe Separation
	1	Camshaft	70	CS-327	Plymouth Fury S-23; VINTAGE; Hydraulic, (050) Duration at .050 Lobe Lift, 209 Exh., 206 Int., 113 Degrees Lobe Separation
	1	Prelube		55-403 Std Only	1.5 oz. packet

(continued on next page)

Chrysler Car (Incl. Chrysler, DeSoto, Dodge, Plymouth)

383 6.3L (6277cc) OHV V8 (16 Valve), 4.25" Bore (Chrysler Eng.), 2 Bbl. "VIN L" 1971-1970 124
(cont.)

	QTY	CAMSHAFT/LIFTER	YEARS	PART NO.	DESCRIPTION	
	1	Pre-lube		55-400 Std Only	4 oz. bottle; 1.5 oz. packet No. 55-403 also avail.	
	16	Lifter	71-70	HT-976 Std Only	VINTAGE; Hyd.; w/single groove	
	16	Lifter, Bulk	71-70	HT-976B Std Only	VINTAGE; Hyd.; w/single groove; Carton of 117	
	16	PUSH ROD Push Rod	71-70	RP-3191 Std Only	VINTAGE; 8.5750" O.A.L.	
	8	ROCKER PARTS Arm	71-70	R-829 Std Only	VINTAGE; Loc. L.H.	
	8	Arm	71-70	R-828 Std Only	VINTAGE; Loc. R.H.	
	2	Rocker Shaft	71-70	RS-612 Std Only	VINTAGE	
	8	VALVE Exhaust	71	V-1900 Std Only	4 groove; Chrome plated stem; 1.7400" Head Dia., 0.3717" Stem Dia., 4.8840" O.A.L.	
	8	Exhaust	70	V-1900 Std Only	Exc. Plymouth Fury Sport GT; 4 groove; Chrome plated stem; 1.7400" Head Dia., 0.3717" Stem Dia., 4.8840" O.A.L.	
	8	Intake	71-70	V-1386 Std Only	VINTAGE; 2.0800" Head Dia., 0.3725" Stem Dia., 4.8685" O.A.L.	
	16	VALVE SPRING Spring	71-70	VS-673 Std Only	VINTAGE; 2.5800" Free Height	
VALVE TRAIN	16	VALVE SEAL Valve Stem Seal	71-70	ST-2002 Std Only	Use w/O.E. guide; Installation requires valve guide machining; (PLY) Polyacrylate	
	16	Valve Stem Seal	71-70	ST-2014 Std Only	Use w/repair guide; Positive type; Installation requires valve guide machining; (TFL) PTFE	
	8	Valve Stem Seal	71-70	MV-1707C Std Only	VINTAGE; Loc. Exhaust; Umbrella type; (NTRL) Nitrile	
	8	Valve Stem Seal	71-70	MV-1707C Std Only	VINTAGE; Loc. Intake; Umbrella type; (NTRL) Nitrile	
	16	Valve Stem Seal	70	ST-2002 Std Only	Plymouth Fury S-23; Installation requires valve guide machining; (PLY) Polyacrylate	
	16	Valve Stem Seal	70	ST-2014 Std Only	Plymouth Fury S-23; Positive type; Installation requires valve guide machining; (TFL) PTFE	
	16	Valve Stem Seal	70	MV-1707C Std Only	Plymouth Fury S-23; VINTAGE; Umbrella type; (NTRL) Nitrile	
	8	Valve Stem Seal Bulk	71-70	MV-1707 Std Only	Loc. Exhaust; Umbrella type; Carton of 100; (NTRL) Nitrile	
	8	Valve Stem Seal Bulk	71-70	MV-1707 Std Only	Loc. Intake; Umbrella type; Carton of 100; (NTRL) Nitrile	
	16	Valve Stem Seal Bulk	71-70	ST-2002BC Std Only	Use w/O.E. guide; Positive type; Installation requires valve guide machining; Carton of 100; (PLY) Polyacrylate	
	16	Valve Stem Seal Bulk	71-70	ST-2014BC Std Only	Use w/repair guide; Positive type; Installation requires valve guide machining; Carton of 100; (TFL) PTFE	
	16	Valve Stem Seal Bulk	70	ST-2002BC Std Only	Plymouth Fury S-23; Positive type; Installation requires valve guide machining; Carton of 100; (PLY) Polyacrylate	
	16	Valve Stem Seal Bulk	70	ST-2014BC Std Only	Plymouth Fury S-23; Positive type; Installation requires valve guide machining; Carton of 100; (TFL) PTFE	
	16	Valve Stem Seal Bulk	70	MV-1707 Std Only	Plymouth Fury S-23; Umbrella type; Carton of 100; (NTRL) Nitrile	
		8	VALVE SEAT Seat	71-70	245-1750-2 Std Only	Loc. Exh.; 1.7550" OD, 1.5000" ID, 0.2160" Depth
		8	Seat	71-70	245-1750-2N Std Only	Loc. Exh.; Premium Material; 1.7550" OD, 1.5000" ID, 0.2160" Depth
	8	Seat	71-70	245-2250-1 Std Only	Loc. Int.; Machine ID to fit; 2.2555" OD, 1.9375" ID, 0.1855" Depth	
	16	VALVE, MISC Keeper	71-70	VK-174 Std Only	Loc. Exh.; 4 groove	
	16	Keeper	71-70	VK-174R Std Only	Loc. Exh.; 4 groove; Hardened	
	16	Keeper	71-70	VK-66 Std Only	Loc. Int.; 2 groove	
	16	Keeper	71-70	VK-66R Std Only	Loc. Int.; 2 groove; Hardened	
	16	Spring Insert	71-70	259-103C Std Only	.015"; ID 1.030"; Carton of 100	
	16	Spring Insert	71-70	259-103B Std Only	.030"; ID 1.030"; Carton of 100	
	16	Spring Insert	71-70	259-103BRS Std Only	.030"; ID 1.030"; Carton of 500	
	16	Spring Insert	71-70	259-103A Std Only	.060"; ID 1.030"; Carton of 100	
	16	Spring Insert	71-70	259-103ARS Std Only	.060"; ID 1.030"; Carton of 500	
BLOCK	8	PISTON Cast Piston	71-70	366AP Std-20-30-40-60	VINTAGE; Cast; 1.0939" Pin Dia.; 2 Rings 5/64 Groove, 1 Ring 3/16 Groove, 1.848 CD, Flat Head - 8.4:1 C.R.	
	8	Cast Piston - Individual	71-70	W366NP Std-20-30-40-60	VINTAGE; Cast; 1.0939" Pin Dia.; 2 Rings 5/64 Groove, 1 Ring 3/16 Groove, 1.848 CD, Flat Head - 8.4:1 C.R.	
	1	RINGS Premium Set	71-70	E-233K Std-20-30-40-60	2-5/64, 1-3/16; Premium Moly	
	1	Standard Set	71-70	E-233X Std-20-30-40-60	2-5/64, 1-3/16; Iron	

(continued on next page)

Chrysler Car (Incl. Chrysler, DeSoto, Dodge, Plymouth)

124 383 6.3L (6277cc) OHV V8 (16 Valve), 4.25" Bore (Chrysler Eng.), 2 Bbl. "VIN L" 1971-1970

(cont.)

	QTY	ENGINE BEARINGS	YEARS	PART NO.	DESCRIPTION	
BLOCK	1	Main Set	71-70	4094M Std-10-20-30-40-60	VINTAGE; 3.453" max. flange OD	
	1	Rod Set	71-70	8-2320CP Std-10-20-30-40-50	VINTAGE; 8-2320CA 60 avail. as unplated & resizeable	
	1	Rod Set	71-70	8-2320CA 60 60	VINTAGE; Unplated & resizeable	
	8	Rod Pair	71-70	2320CP Std-1-10-20-30-40-50	VINTAGE	
	1	Cam Set	71-70	1453M Std Only	VINTAGE; Babbitt material; Full round design	
	QTY OIL PUMP YEARS PART NO. DESCRIPTION					
	1	Oil Pump	71-70	224-43366A	VINTAGE; High Pressure; Use original cover plate on Eng. with canister oil filter	
	1	Oil Pump	71-70	224-4174V	VINTAGE; High-Volume; Use original cover plate on Eng. w/canister oil filter	
	1	Oil Pump	71-70	224-4174	VINTAGE; Use original cover plate on Eng. w/canister oil filter	
	1	Pump Repair Kit	71-70	224-5174	VINTAGE	
	1	Inter. Shaft	71-70	224-6174	VINTAGE	
	1	Screen Assy.	70	224-15055	Exc. Chrysler Newport Base, Custom, Town & Country Base Dodge Challenger R/T, Charger 500, R/T, Coronet 500, Base, R/T, Super Bee, Polara Base, Custom Plymouth Cuda Base, Fury S-23, Sport GT, GTX Base, Road Runner Base; VINTAGE	
QTY GASKETS YEARS PART NO. DESCRIPTION						
1	Kit Gasket Set	71-70	260-1001	VINTAGE; w/6-bolt valve covers; Int. manifold gskt. not incl.; Premium valve stem seals incl.		
1	Valley Pan Gasket Set	71-70	260-4034	Premium set; Performance manifold gskts. incl.		
1	Valley Pan Gasket Set	71-70	260-4011	VINTAGE		
QTY FREEZE PLUGS YEARS PART NO. DESCRIPTION						
1	Brass Block Plug Kit	71-70	381-8011	VINTAGE		
1	Steel Block Plug Kit	71-70	381-4031	VINTAGE		
1	Brass Deep Cup Freeze Plug	71-70	381-9001	VINTAGE; 1.625" Diameter		
1	Steel Deep Cup Freeze Plug	71-70	381-3041	1.625" Diameter		
1	Steel Deep Cup Freeze Plug	71-70	381-3084	2.141" Diameter		
1	Steel Shallow Cup Freeze Plug	70	381-2170	Plymouth Fury S-23; VINTAGE; 2.141" Diameter		

125 383 6.3L (6277cc) OHV V8 (16 Valve), 4.25" Bore (Chrysler Eng.), 4 Bbl. "VIN N" 1971-1970

	QTY	TIMING	YEARS	PART NO.	DESCRIPTION	
VALVE TRAIN	1	3 Piece Set	71-70	KT3-168SA	Chrysler Newport Base, Custom, Town & Country Base; VINTAGE; H/D; Hi-Perf.; Incl. rlr. type chain; (1) 222-168; (1) 223-339; (1) 223-340A	
	1	3 Piece Set	71-70	KT3-168S	VINTAGE; Incl. rlr. type chain; (1) 222-168; (1) 223-339; (1) 223-380	
	1	3 Piece Set	71-70	KT3-501S	VINTAGE; Incl. silent type chain; 223-366 & 223-367 not sold separately; (1) 222-501; (1) 223-366; (1) 223-367	
	1	Timing Chain	71-70	222-168	Double rlr.; 66 Links	
	1	Timing Chain	71-70	222-501	Silent type; 50 Links	
	QTY CAMSHAFT/LIFTER YEARS PART NO. DESCRIPTION					
	1	Camshaft	71	CS-327	VINTAGE; Exc. Hi-Perf.; Hydraulic, (050) Duration at .050 Lobe Lift, 209 Exh., 206 Int., 113 Degrees Lobe Separation	
	1	Camshaft	71	CS-661	VINTAGE; Hi-Perf.; 0.464" Exh. Valve Lift, 0.449" Int. Valve Lift, Hydraulic, (050) Duration at .050 Lobe Lift, 225 Exh., 214 Int., 115 Degrees Lobe Separation	
	1	Camshaft	70	CS-661	VINTAGE; 0.464" Exh. Valve Lift, 0.449" Int. Valve Lift, Hydraulic, (050) Duration at .050 Lobe Lift, 225 Exh., 214 Int., 115 Degrees Lobe Separation	
	1	Camshaft	70	CS-327	Exc. Plymouth Fury S-23, Sport GT; VINTAGE; Exc. Hi-Perf.; Hydraulic, (050) Duration at .050 Lobe Lift, 209 Exh., 206 Int., 113 Degrees Lobe Separation	
	1	Camshaft	70	CS-661	Exc. Plymouth Fury S-23, Sport GT; VINTAGE; Hi-Perf.; 0.464" Exh. Valve Lift, 0.449" Int. Valve Lift, Hydraulic, (050) Duration at .050 Lobe Lift, 225 Exh., 214 Int., 115 Degrees Lobe Separation	
	1	Camshaft	70	CS-327	VINTAGE; Hydraulic, (050) Duration at .050 Lobe Lift, 209 Exh., 206 Int., 113 Degrees Lobe Separation	
1	Prelube		55-403 Std Only	1.5 oz. packet		
1	Prelube		55-400 Std Only	4 oz. bottle; 1.5 oz. packet No. 55-403 also avail.		
16	Lifter	71-70	HT-976 Std Only	VINTAGE; Hyd.; w/single groove		
16	Lifter, Bulk	71-70	HT-976B Std Only	VINTAGE; Hyd.; w/single groove; Carton of 117		
QTY PUSH ROD YEARS PART NO. DESCRIPTION						
16	Push Rod	71-70	RP-3191 Std Only	VINTAGE; 8.5750" O.A.L.		
QTY ROCKER PARTS YEARS PART NO. DESCRIPTION						
8	Arm	71-70	R-829 Std Only	VINTAGE; Loc. L.H.		

(continued on next page)

Chrysler Car (Incl. Chrysler, DeSoto, Dodge, Plymouth)

383 6.3L (6277cc) OHV V8 (16 Valve), 4.25" Bore (Chrysler Eng.), 4 Bbl. "VIN N" 1971-1970 125
(cont.)

QTY	ROCKER PARTS (cont.)	YEARS	PART NO.	DESCRIPTION
8	Arm	71-70	R-828 Std Only	VINTAGE; Loc. R.H.
2	Rocker Shaft	71-70	RS-612 Std Only	VINTAGE
QTY	VALVE	YEARS	PART NO.	DESCRIPTION
8	Exhaust	71-70	V-1900 Std Only	4 groove; Chrome plated stem; 1.7400" Head Dia., 0.3717" Stem Dia., 4.8840" O.A.L.
8	Intake	71-70	V-1386 Std Only	VINTAGE; 2.0800" Head Dia., 0.3725" Stem Dia., 4.8685" O.A.L.
QTY	VALVE SPRING	YEARS	PART NO.	DESCRIPTION
16	Spring	71	VS-673 Std Only	Plymouth Fury Sport GT; VINTAGE; 2.5800" Free Height
16	Spring	71-70	VS-675 Std Only	VINTAGE; Incl. damper; 2.2300" Free Height
QTY	VALVE SEAL	YEARS	PART NO.	DESCRIPTION
16	Valve Stem Seal	71	ST-2002 Std Only	Use w/O.E. guide; Installation requires valve guide machining; (PLY) Polyacrylate
16	Valve Stem Seal	71	ST-2014 Std Only	Use w/repair guide; Positive type; Installation requires valve guide machining; (TFL) PTFE
8	Valve Stem Seal	71-70	MV-1707C Std Only	VINTAGE; Loc. Exhaust; Umbrella type; (NTRL) Nitrile
8	Valve Stem Seal	71-70	MV-1707C Std Only	VINTAGE; Loc. Intake; Umbrella type; (NTRL) Nitrile
16	Valve Stem Seal	70	ST-2002 Std Only	Installation requires valve guide machining; (PLY) Polyacrylate
16	Valve Stem Seal	70	ST-2014 Std Only	Positive type; Installation requires valve guide machining; (TFL) PTFE
16	Valve Stem Seal	70	ST-2002 Std Only	Exc. Plymouth Fury S-23, Sport GT; Use w/O.E. guide; Installation requires valve guide machining; (PLY) Polyacrylate
16	Valve Stem Seal	70	ST-2014 Std Only	Exc. Plymouth Fury S-23, Sport GT; Use w/repair guide; Positive type; Installation requires valve guide machining; (TFL) PTFE
8	Valve Stem Seal Bulk	71-70	MV-1707 Std Only	Loc. Exhaust; Umbrella type; Carton of 100; (NTRL) Nitrile
8	Valve Stem Seal Bulk	71-70	MV-1707 Std Only	Loc. Intake; Umbrella type; Carton of 100; (NTRL) Nitrile
16	Valve Stem Seal Bulk	71	ST-2002BC Std Only	Use w/O.E. guide; Positive type; Installation requires valve guide machining; Carton of 100; (PLY) Polyacrylate
16	Valve Stem Seal Bulk	71	ST-2014BC Std Only	Use w/repair guide; Positive type; Installation requires valve guide machining; Carton of 100; (TFL) PTFE
16	Valve Stem Seal Bulk	70	ST-2002BC Std Only	Positive type; Installation requires valve guide machining; Carton of 100; (PLY) Polyacrylate
16	Valve Stem Seal Bulk	70	ST-2014BC Std Only	Positive type; Installation requires valve guide machining; Carton of 100; (TFL) PTFE
16	Valve Stem Seal Bulk	70	ST-2002BC Std Only	Exc. Plymouth Fury S-23, Sport GT; Use w/O.E. guide; Positive type; Installation requires valve guide machining; Carton of 100; (PLY) Polyacrylate
16	Valve Stem Seal Bulk	70	ST-2014BC Std Only	Exc. Plymouth Fury S-23, Sport GT; Use w/repair guide; Positive type; Installation requires valve guide machining; Carton of 100; (TFL) PTFE
QTY	VALVE SEAT	YEARS	PART NO.	DESCRIPTION
8	Seat	71-70	245-1750-2 Std Only	Loc. Exh.; 1.7550" OD, 1.5000" ID, 0.2160" Depth
8	Seat	71-70	245-1750-2N Std Only	Loc. Exh.; Premium Material; 1.7550" OD, 1.5000" ID, 0.2160" Depth
8	Seat	71-70	245-2250-1 Std Only	Loc. Int.; Machine ID to fit; 2.2555" OD, 1.9375" ID, 0.1855" Depth
QTY	VALVE, MISC	YEARS	PART NO.	DESCRIPTION
16	Keeper	71-70	VK-174 Std Only	Loc. Exh.; 4 groove
16	Keeper	71-70	VK-174R Std Only	Loc. Exh.; 4 groove; Hardened
16	Keeper	71-70	VK-66 Std Only	Loc. Int.; 2 groove
16	Keeper	71-70	VK-66R Std Only	Loc. Int.; 2 groove; Hardened
16	Spring Insert	71-70	259-103C Std Only	.015"; ID 1.030"; Carton of 100
16	Spring Insert	71-70	259-103B Std Only	.030"; ID 1.030"; Carton of 100
16	Spring Insert	71-70	259-103BRS Std Only	.030"; ID 1.030"; Carton of 500
16	Spring Insert	71-70	259-103A Std Only	.060"; ID 1.030"; Carton of 100
16	Spring Insert	71-70	259-103ARS Std Only	.060"; ID 1.030"; Carton of 500
QTY	PISTON	YEARS	PART NO.	DESCRIPTION
8	Cast Piston	71	366AP Std-20-30-40-60	VINTAGE; Cast; 1.0939" Pin Dia.; 2 Rings 5/64 Groove, 1 Ring 3/16 Groove, 1.848 CD, Flat Head - 8.4:1 C.R.
8	Cast Piston	70	366AP Std-20-30-40-60	Exc. Plymouth Fury S-23, Sport GT; VINTAGE; Cast; 1.0939" Pin Dia.; 2 Rings 5/64 Groove, 1 Ring 3/16 Groove, 1.848 CD, Flat Head - 8.4:1 C.R.
8	Cast Piston - Individual	71-70	W366NP Std-20-30-40-60	VINTAGE; Cast; 1.0939" Pin Dia.; 2 Rings 5/64 Groove, 1 Ring 3/16 Groove, 1.848 CD, Flat Head - 8.4:1 C.R.
8	POWERFORGED	71-70	L-2315NF 30 30-40-60	Powerforged; 1.220" Pin Dia.; 2 Rings 5/64 Groove, 1 Ring 3/16 Groove, 1.920 CD, Flat; DUROSHIELD® skirt coated piston

VALVE TRAIN

VALVE TRAIN

BLOCK

BLOCK

(continued on next page)

Chrysler Car (Incl. Chrysler, DeSoto, Dodge, Plymouth)

125 383 6.3L (6277cc) OHV V8 (16 Valve), 4.25" Bore (Chrysler Eng.), 4 Bbl. "VIN N" 1971-1970
(cont.)

QTY	PISTON (cont.)	YEARS	PART NO.	DESCRIPTION
8	POWERFORGED Piston-Individual	71-70	WL-2315NF 30 30-40	1.220" Pin Dia.; 2 Rings 5/64 Groove, 1 Ring 3/16 Groove, 1.920 CD, Flat; DUROSHIELD® skirt coated piston
8	POWERFORGED Piston-Individual	71-70	WL-2315F 60 60	Powerforged; 1.0938" Pin Dia.; 2 Rings 5/64 Groove, 1 Ring 3/16 Groove, 1.920 CD, Flat Head. DUROSHIELD® skirt coated piston.
QTY	RINGS	YEARS	PART NO.	DESCRIPTION
1	Premium Set	71-70	E-233K Std-20-30-40-60	2-5/64, 1-3/16; Premium Moly
1	Standard Set	71-70	E-233X Std-20-30-40-60	2-5/64, 1-3/16; Iron
QTY	ENGINE BEARINGS	YEARS	PART NO.	DESCRIPTION
1	Main Set	71-70	4094M Std-10-20-30-40-60	VINTAGE; 3.453" max. flange OD
1	Rod Set	71-70	8-2320CP Std-10-20-30-40-50	VINTAGE; 8-2320CA 60 avail. as unplated & resizeable
1	Rod Set	71-70	8-2320CA 60 60	VINTAGE; Unplated & resizeable
8	Rod Pair	71-70	2320CP Std-1-10-20-30-40-50	VINTAGE
1	Cam Set	71-70	1453M Std Only	VINTAGE; Babbitt material; Full round design
QTY	OIL PUMP	YEARS	PART NO.	DESCRIPTION
1	Oil Pump	71-70	224-43366A	VINTAGE; High Pressure; Use original cover plate on Eng. with canister oil filter
1	Oil Pump	71-70	224-4174V	VINTAGE; High-Volume; Use original cover plate on Eng. w/canister oil filter
1	Oil Pump	71-70	224-4174	VINTAGE; Use original cover plate on Eng. w/canister oil filter
1	Pump Repair Kit	71-70	224-5174	VINTAGE
1	Inter. Shaft	71-70	224-6174	VINTAGE
1	Screen Assy.	70	224-15055	Exc. Chrysler Newport Base, Custom I Dodge Challenger Base, R/T, Charger 500, R/T, Coronet Base, R/T, Monaco Base, Polara Base, Custom I Plymouth Fury S-23, Sport GT, GTX Base; VINTAGE
QTY	GASKETS	YEARS	PART NO.	DESCRIPTION
1	Kit Gasket Set	71-70	260-1001	VINTAGE; w/6-bolt valve covers; Int. manifold gskt. not incl.; Premium valve stem seals incl.
1	Valley Pan Gasket Set	71-70	260-4034	Premium set; Performance manifold gskts. incl.
1	Valley Pan Gasket Set	71-70	260-4011	VINTAGE
QTY	FREEZE PLUGS	YEARS	PART NO.	DESCRIPTION
1	Brass Block Plug Kit	71-70	381-8011	VINTAGE
1	Steel Block Plug Kit	71-70	381-4031	VINTAGE
1	Brass Deep Cup Freeze Plug	71-70	381-9001	VINTAGE; 1.625" Diameter
1	Steel Deep Cup Freeze Plug	71-70	381-3041	1.625" Diameter
1	Steel Deep Cup Freeze Plug	71-70	381-3084	2.141" Diameter
1	Steel Shallow Cup Freeze Plug	70	381-2170	VINTAGE; 2.141" Diameter

126 383 6.3L (6277cc) OHV V8 (16 Valve), 4.25" Bore (Chrysler Eng.), 2 Bbl. "Eng. Code A383" 1965

QTY	TIMING	YEARS	PART NO.	DESCRIPTION
1	3 Piece Set	65	KT3-168S	VINTAGE; Incl. rlr. type chain; (1) 222-168; (1) 223-339; (1) 223-380
1	3 Piece Set	65	KT3-495S	VINTAGE; Incl. silent type chain; (1) 222-495; (1) 223-290; (1) 223-291
1	3 Piece Set	65	KT3-501S	Chrysler Newport Base, Town & Country Base; VINTAGE; Incl. silent type chain; 223-366 & 223-367 not sold separately; (1) 222-501; (1) 223-366; (1) 223-367
1	Timing Chain	65	222-168	Double rlr.; 66 Links
1	Timing Chain	65	222-495	Silent type; 50 Links
1	Crank Sprocket	65	223-291	Use w/silent type chain; 19 Teeth
QTY	CAMSHAFT/LIFTER	YEARS	PART NO.	DESCRIPTION
1	Camshaft	65	CS-327	Exc. Dodge Coronet Base, Custom Base, Dart Base; VINTAGE; Exc. Hi-Perf.; Hydraulic, (050) Duration at .050 Lobe Lift, 209 Exh., 206 Int., 113 Degrees Lobe Separation
1	Prelube		55-403 Std Only	1.5 oz. packet
1	Prelube		55-400 Std Only	4 oz. bottle; 1.5 oz. packet No. 55-403 also avail.
16	Lifter	65	HT-812 Std Only	VINTAGE; Hyd.; 1.830" - 1.860" Length
16	Lifter, Bulk	65	HT-812B Std Only	VINTAGE; Hyd.; Carton of 117; 1.830" - 1.860" Length
QTY	PUSH ROD	YEARS	PART NO.	DESCRIPTION
16	Push Rod	65	RP-3031 Std Only	VINTAGE; 8.6450" O.A.L.
QTY	ROCKER PARTS	YEARS	PART NO.	DESCRIPTION
8	Arm	65	R-829 Std Only	VINTAGE; Loc. L.H.
8	Arm	65	R-828 Std Only	VINTAGE; Loc. R.H.
2	Rocker Shaft	65	RS-612 Std Only	VINTAGE

(continued on next page)

Chrysler Car (Incl. Chrysler, DeSoto, Dodge, Plymouth)

383 6.3L (6277cc) OHV V8 (16 Valve), 4.25" Bore (Chrysler Eng.), 2 Bbl. "Eng. Code A383" 1965 126
(cont.)

QTY	VALVE	YEARS	PART NO.	DESCRIPTION
8	Exhaust	65	V-1339 Std Only	VINTAGE; 1.5980" Head Dia., 0.3715" Stem Dia., 4.8900" O.A.L.
8	Intake	65	V-1386 Std Only	VINTAGE; 2.0800" Head Dia., 0.3725" Stem Dia., 4.8685" O.A.L.
QTY	VALVE SPRING	YEARS	PART NO.	DESCRIPTION
16	Spring	65	VS-673 Std Only	VINTAGE; 2.5800" Free Height
QTY	VALVE SEAL	YEARS	PART NO.	DESCRIPTION
16	Valve Stem Seal	65	ST-2002 Std Only	Use w/O.E. guide; Installation requires valve guide machining; (PLY) Polyacrylate
16	Valve Stem Seal	65	ST-2014 Std Only	Use w/repair guide; Positive type; Installation requires valve guide machining; (TFL) PTFE
8	Valve Stem Seal	65	MV-1707C Std Only	VINTAGE; Loc. Exhaust; Umbrella type; (NTRL) Nitrile
8	Valve Stem Seal	65	MV-1707C Std Only	VINTAGE; Loc. Intake; Umbrella type; (NTRL) Nitrile
8	Valve Stem Seal Bulk	65	MV-1707 Std Only	Loc. Exhaust; Umbrella type; Carton of 100; (NTRL) Nitrile
8	Valve Stem Seal Bulk	65	MV-1707 Std Only	Loc. Intake; Umbrella type; Carton of 100; (NTRL) Nitrile
16	Valve Stem Seal Bulk	65	ST-2002BC Std Only	Use w/O.E. guide; Positive type; Installation requires valve guide machining; Carton of 100; (PLY) Polyacrylate
16	Valve Stem Seal Bulk	65	ST-2014BC Std Only	Use w/repair guide; Positive type; Installation requires valve guide machining; Carton of 100; (TFL) PTFE
QTY	VALVE SEAT	YEARS	PART NO.	DESCRIPTION
8	Seat	65	245-1875-1 Std Only	Loc. Exh.; 1.8810" OD, 1.6100" ID, 0.2485" Depth
8	Seat	65	245-1875-1N Std Only	Loc. Exh.; Premium Material; 1.8810" OD, 1.6100" ID, 0.2485" Depth
8	Seat	65	245-2250-1 Std Only	Loc. Int.; Machine ID to fit; 2.2555" OD, 1.9375" ID, 0.1855" Depth
QTY	VALVE, MISC	YEARS	PART NO.	DESCRIPTION
16	Keeper	65	VK-174 Std Only	Loc. Exh.; 4 groove
16	Keeper	65	VK-174R Std Only	Loc. Exh.; 4 groove; Hardened
16	Keeper	65	VK-66 Std Only	Loc. Int.; 2 groove
16	Keeper	65	VK-66R Std Only	Loc. Int.; 2 groove; Hardened
16	Spring Insert	65	259-103C Std Only	.015"; ID 1.030"; Carton of 100
16	Spring Insert	65	259-103B Std Only	.030"; ID 1.030"; Carton of 100
16	Spring Insert	65	259-103BR Std Only	.030"; ID 1.030"; Carton of 500
16	Spring Insert	65	259-103A Std Only	.060"; ID 1.030"; Carton of 100
16	Spring Insert	65	259-103ARS Std Only	.060"; ID 1.030"; Carton of 500
QTY	PISTON	YEARS	PART NO.	DESCRIPTION
8	Cast Piston	65	366AP Std-20-30-40-60	VINTAGE; Cast; 1.0939" Pin Dia.; 2 Rings 5/64 Groove, 1 Ring 3/16 Groove, 1.848 CD, Flat Head - 8.4:1 C.R.
8	Cast Piston - Individual	65	W366NP Std-20-30-40-60	VINTAGE; Cast; 1.0939" Pin Dia.; 2 Rings 5/64 Groove, 1 Ring 3/16 Groove, 1.848 CD, Flat Head - 8.4:1 C.R.
QTY	RINGS	YEARS	PART NO.	DESCRIPTION
1	Premium Set	65	E-233K Std-20-30-40-60	2-5/64, 1-3/16; Premium Moly
1	Standard Set	65	E-233X Std-20-30-40-60	2-5/64, 1-3/16; Iron
QTY	ENGINE BEARINGS	YEARS	PART NO.	DESCRIPTION
1	Main Set	65	4094M Std-10-20-30-40-60	VINTAGE; 3.453" max. flange OD
1	Rod Set	65	8-2320CP Std-10-20-30-40-50	VINTAGE; 8-2320CA 60 avail. as unplated & resizeable
1	Rod Set	65	8-2320CA 60 60	VINTAGE; Unplated & resizeable
8	Rod Pair	65	2320CP Std-1-10-20-30-40-50	VINTAGE
1	Cam Set	65	1453M Std Only	VINTAGE; Babbitt material; Full round design
QTY	OIL PUMP	YEARS	PART NO.	DESCRIPTION
1	Oil Pump	65	224-43366A	VINTAGE; High Pressure; Use original cover plate on Eng. with canister oil filter
1	Oil Pump	65	224-4174V	VINTAGE; High-Volume; Use original cover plate on Eng. w/canister oil filter
1	Oil Pump	65	224-4174	VINTAGE; Use original cover plate on Eng. w/canister oil filter
1	Pump Repair Kit	65	224-5174	VINTAGE
1	Inter. Shaft	65	224-6174	VINTAGE
QTY	GASKETS	YEARS	PART NO.	DESCRIPTION
1	Kit Gasket Set	65	260-1001	VINTAGE; w/6-bolt valve covers; Int. manifold gskt. not incl.; Premium valve stem seals incl.
1	Valley Pan Gasket Set	65	260-4034	Premium set; Performance manifold gskts. incl.
1	Valley Pan Gasket Set	65	260-4011	VINTAGE
QTY	FREEZE PLUGS	YEARS	PART NO.	DESCRIPTION
1	Brass Block Plug Kit	65	381-8011	VINTAGE
1	Steel Block Plug Kit	65	381-4031	VINTAGE
1	Brass Deep Cup Freeze Plug	65	381-9001	VINTAGE; 1.625" Diameter
1	Steel Deep Cup Freeze Plug	65	381-3041	1.625" Diameter

(continued on next page)

Chrysler Car (Incl. Chrysler, DeSoto, Dodge, Plymouth)

126 383 6.3L (6277cc) OHV V8 (16 Valve), 4.25" Bore (Chrysler Eng.), 2 Bbl. "Eng. Code A383" 1965
(cont.)

QTY	FREEZE PLUGS (cont.)	YEARS	PART NO.	DESCRIPTION
1	Steel Deep Cup Freeze Plug	65	381-3084	2.141" Diameter

127 383 6.3L (6277cc) OHV V8 (16 Valve), 4.25" Bore (Chrysler Eng.), 4 Bbl. "Eng. Code A383" 1965

QTY	TIMING	YEARS	PART NO.	DESCRIPTION
1	3 Piece Set	65	KT3-168S	VINTAGE; Incl. rlr. type chain; (1) 222-168; (1) 223-339; (1) 223-380
1	3 Piece Set	65	KT3-495S	VINTAGE; Incl. silent type chain; (1) 222-495; (1) 223-290; (1) 223-291
1	3 Piece Set	65	KT3-501S	Chrysler 300 Base; VINTAGE; Incl. silent type chain; 223-366 & 223-367 not sold separately; (1) 222-501; (1) 223-366; (1) 223-367
1	Timing Chain	65	222-168	Double rlr.; 66 Links
1	Timing Chain	65	222-495	Silent type; 50 Links
1	Crank Sprocket	65	223-291	Use w/silent type chain; 19 Teeth

QTY	CAMSHAFT/LIFTER	YEARS	PART NO.	DESCRIPTION
1	Camshaft	65	CS-327	Exc. Dodge Coronet Base, Custom Base; VINTAGE; Exc. Hi-Perf.; Hydraulic, (050) Duration at .050 Lobe Lift, 209 Exh., 206 Int., 113 Degrees Lobe Separation
1	Camshaft	65	CS-327	Dodge Coronet Base, Custom Base; VINTAGE; Hydraulic, (050) Duration at .050 Lobe Lift, 209 Exh., 206 Int., 113 Degrees Lobe Separation
1	Prelube		55-403 Std Only	1.5 oz. packet
1	Prelube		55-400 Std Only	4 oz. bottle; 1.5 oz. packet No. 55-403 also avail.
16	Lifter	65	HT-812 Std Only	VINTAGE; Hyd.; 1.830" - 1.860" Length
16	Lifter, Bulk	65	HT-812B Std Only	VINTAGE; Hyd.; Carton of 117; 1.830" - 1.860" Length

QTY	PUSH ROD	YEARS	PART NO.	DESCRIPTION
16	Push Rod	65	RP-3031 Std Only	VINTAGE; 8.6450" O.A.L.

QTY	ROCKER PARTS	YEARS	PART NO.	DESCRIPTION
8	Arm	65	R-829 Std Only	VINTAGE; Loc. L.H.
8	Arm	65	R-828 Std Only	VINTAGE; Loc. R.H.
2	Rocker Shaft	65	RS-612 Std Only	VINTAGE

QTY	VALVE	YEARS	PART NO.	DESCRIPTION
8	Exhaust	65	V-1339 Std Only	VINTAGE; 1.5980" Head Dia., 0.3715" Stem Dia., 4.8900" O.A.L.
8	Intake	65	V-1386 Std Only	VINTAGE; 2.0800" Head Dia., 0.3725" Stem Dia., 4.8685" O.A.L.

QTY	VALVE SPRING	YEARS	PART NO.	DESCRIPTION
16	Spring	65	VS-673 Std Only	VINTAGE; 2.5800" Free Height

QTY	VALVE SEAL	YEARS	PART NO.	DESCRIPTION
16	Valve Stem Seal	65	ST-2002 Std Only	Use w/O.E. guide; Installation requires valve guide machining; (PLY) Polyacrylate
16	Valve Stem Seal	65	ST-2014 Std Only	Use w/repair guide; Positive type; Installation requires valve guide machining; (TFL) PTFE
8	Valve Stem Seal	65	MV-1707C Std Only	VINTAGE; Loc. Exhaust; Umbrella type; (NTRL) Nitrile
8	Valve Stem Seal	65	MV-1707C Std Only	VINTAGE; Loc. Intake; Umbrella type; (NTRL) Nitrile
8	Valve Stem Seal Bulk	65	MV-1707 Std Only	Loc. Exhaust; Umbrella type; Carton of 100; (NTRL) Nitrile
8	Valve Stem Seal Bulk	65	MV-1707 Std Only	Loc. Intake; Umbrella type; Carton of 100; (NTRL) Nitrile
16	Valve Stem Seal Bulk	65	ST-2002BC Std Only	Use w/O.E. guide; Positive type; Installation requires valve guide machining; Carton of 100; (PLY) Polyacrylate
16	Valve Stem Seal Bulk	65	ST-2014BC Std Only	Use w/repair guide; Positive type; Installation requires valve guide machining; Carton of 100; (TFL) PTFE

QTY	VALVE SEAT	YEARS	PART NO.	DESCRIPTION
8	Seat	65	245-1875-1 Std Only	Loc. Exh.; 1.8810" OD, 1.6100" ID, 0.2485" Depth
8	Seat	65	245-1875-1N Std Only	Loc. Exh.; Premium Material; 1.8810" OD, 1.6100" ID, 0.2485" Depth
8	Seat	65	245-2250-1 Std Only	Loc. Int.; Machine ID to fit; 2.2555" OD, 1.9375" ID, 0.1855" Depth

QTY	VALVE, MISC	YEARS	PART NO.	DESCRIPTION
16	Keeper	65	VK-174 Std Only	Loc. Exh.; 4 groove
16	Keeper	65	VK-174R Std Only	Loc. Exh.; 4 groove; Hardened
16	Keeper	65	VK-66 Std Only	Loc. Int.; 2 groove
16	Keeper	65	VK-66R Std Only	Loc. Int.; 2 groove; Hardened
16	Spring Insert	65	259-103C Std Only	.015"; ID 1.030"; Carton of 100
16	Spring Insert	65	259-103B Std Only	.030"; ID 1.030"; Carton of 100
16	Spring Insert	65	259-103BRS Std Only	.030"; ID 1.030"; Carton of 500
16	Spring Insert	65	259-103A Std Only	.060"; ID 1.030"; Carton of 100
16	Spring Insert	65	259-103ARS Std Only	.060"; ID 1.030"; Carton of 500

VALVE TRAIN

VALVE TRAIN

(continued on next page)

Chrysler Car (Incl. Chrysler, DeSoto, Dodge, Plymouth)

383 6.3L (6277cc) OHV V8 (16 Valve), 4.25" Bore (Chrysler Eng.), 4 Bbl. "Eng. Code A383" 1965 127
(cont.)

QTY	PISTON	YEARS	PART NO.	DESCRIPTION
8	Cast Piston	65	366AP Std-20-30-40-60	VINTAGE; Cast; 1.0939" Pin Dia.; 2 Rings 5/64 Groove, 1 Ring 3/16 Groove, 1.848 CD, Flat Head - 8.4:1 C.R.
8	Cast Piston - Individual	65	W366NP Std-20-30-40-60	VINTAGE; Cast; 1.0939" Pin Dia.; 2 Rings 5/64 Groove, 1 Ring 3/16 Groove, 1.848 CD, Flat Head - 8.4:1 C.R.
QTY	RINGS	YEARS	PART NO.	DESCRIPTION
1	Premium Set	65	E-233K Std-20-30-40-60	2-5/64, 1-3/16; Premium Moly
1	Standard Set	65	E-233X Std-20-30-40-60	2-5/64, 1-3/16; Iron
QTY	ENGINE BEARINGS	YEARS	PART NO.	DESCRIPTION
1	Main Set	65	4094M Std-10-20-30-40-60	VINTAGE; 3.453" max. flange OD
1	Rod Set	65	8-2320CP Std-10-20-30-40-50	VINTAGE; 8-2320CA 60 avail. as unplated & resizeable
1	Rod Set	65	8-2320CA 60 60	VINTAGE; Unplated & resizeable
8	Rod Pair	65	2320CP Std-1-10-20-30-40-50	VINTAGE
1	Cam Set	65	1453M Std Only	VINTAGE; Babbitt material; Full round design
QTY	OIL PUMP	YEARS	PART NO.	DESCRIPTION
1	Oil Pump	65	224-43366A	VINTAGE; High Pressure; Use original cover plate on Eng. with canister oil filter
1	Oil Pump	65	224-4174V	VINTAGE; High-Volume; Use original cover plate on Eng. w/canister oil filter
1	Oil Pump	65	224-4174	VINTAGE; Use original cover plate on Eng. w/canister oil filter
1	Pump Repair Kit	65	224-5174	VINTAGE
1	Inter. Shaft	65	224-6174	VINTAGE
QTY	GASKETS	YEARS	PART NO.	DESCRIPTION
1	Kit Gasket Set	65	260-1001	VINTAGE; w/6-bolt valve covers; Int. manifold gskt. not incl.; Premium valve stem seals incl.
1	Valley Pan Gasket Set	65	260-4034	Premium set; Performance manifold gskts. incl.
1	Valley Pan Gasket Set	65	260-4011	VINTAGE
QTY	FREEZE PLUGS	YEARS	PART NO.	DESCRIPTION
1	Brass Block Plug Kit	65	381-8011	VINTAGE
1	Steel Block Plug Kit	65	381-4031	VINTAGE
1	Brass Deep Cup Freeze Plug	65	381-9001	VINTAGE; 1.625" Diameter
1	Steel Deep Cup Freeze Plug	65	381-3041	1.625" Diameter
1	Steel Deep Cup Freeze Plug	65	381-3084	2.141" Diameter

383 6.3L (6277cc) OHV V8 (16 Valve), 4.25" Bore (Chrysler Eng.), 2-4 Bbl. "Eng. Code D500" 1959 128

QTY	TIMING	YEARS	PART NO.	DESCRIPTION
1	3 Piece Set	59	KT3-168S	VINTAGE; Incl. rlr. type chain; (1) 222-168; (1) 223-339; (1) 223-380
1	3 Piece Set	59	KT3-495S	VINTAGE; Incl. silent type chain; (1) 222-495; (1) 223-290; (1) 223-291
1	Timing Chain	59	222-168	Double rlr.; 66 Links
1	Timing Chain	59	222-495	Silent type; 50 Links
1	Crank Sprocket	59	223-291	Use w/silent type chain; 19 Teeth
1	Crank Sprocket	59	223-274	VINTAGE; Use w/silent type chain; .750" wide sprocket; 23 Teeth
1	Cam Sprocket	59	223-273	VINTAGE; 46 Teeth
QTY	CAMSHAFT/LIFTER	YEARS	PART NO.	DESCRIPTION
1	Camshaft	59	CS-327	VINTAGE; Hydraulic, (050) Duration at .050 Lobe Lift, 209 Exh., 206 Int., 113 Degrees Lobe Separation
1	Prelube		55-403 Std Only	1.5 oz. packet
1	Prelube		55-400 Std Only	4 oz. bottle; 1.5 oz. packet No. 55-403 also avail.
16	Lifter	59	HT-812 Std Only	VINTAGE; Hyd.; 1.830" - 1.860" Length
16	Lifter, Bulk	59	HT-812B Std Only	VINTAGE; Hyd.; Carton of 117; 1.830" - 1.860" Length
QTY	PUSH ROD	YEARS	PART NO.	DESCRIPTION
16	Push Rod	59	RP-3031 Std Only	VINTAGE; 8.6450" O.A.L.
16	Push Rod	59	RP-3034 Std Only	VINTAGE; 9.3750" O.A.L.
16	Push Rod	59	RP-3031 Std Only	VINTAGE; Exc. Hi-Perf. Eng.; 8.6450" O.A.L.
QTY	ROCKER PARTS	YEARS	PART NO.	DESCRIPTION
8	Arm	59	R-829 Std Only	VINTAGE; Loc. L.H.
8	Arm	59	R-828 Std Only	VINTAGE; Loc. R.H.
2	Rocker Shaft	59	RS-612 Std Only	VINTAGE
QTY	VALVE	YEARS	PART NO.	DESCRIPTION
6	Exhaust	59	V-1351 Std Only	VINTAGE; 1.4070" Head Dia., 0.3405" Stem Dia., 4.8410" O.A.L.
8	Exhaust	59	V-1339 Std Only	VINTAGE; 1.5980" Head Dia., 0.3715" Stem Dia., 4.8900" O.A.L.
8	Exhaust	59	V-1343 Std Only	VINTAGE; 4 groove; 1.5630" Head Dia., 0.3715" Stem Dia., 4.5390" O.A.L.

(continued on next page)

Chrysler Car (Incl. Chrysler, DeSoto, Dodge, Plymouth)

128 383 6.3L (6277cc) OHV V8 (16 Valve), 4.25" Bore (Chrysler Eng.), 2-4 Bbl. "Eng. Code D500" 1959
(cont.)

QTY	VALVE (cont.)	YEARS	PART NO.	DESCRIPTION
6	Intake	59	V-1086 Std Only	VINTAGE; 1.5310" Head Dia., 0.3405" Stem Dia., 4.8450" O.A.L.
8	Intake	59	V-1344 Std Only	VINTAGE; 2 groove; 1.8440" Head Dia., 0.3725" Stem Dia., 4.6000" O.A.L.
8	Intake	59	V-1386 Std Only	VINTAGE; 2.0800" Head Dia., 0.3725" Stem Dia., 4.8685" O.A.L.
QTY	VALVE GUIDE	YEARS	PART NO.	DESCRIPTION
6	Guide	59	VG-419 Std Only	VINTAGE; Loc. Exh.; 0.3445" ID, 2.8130" O.A.L
6	Guide	59	VG-420 Std Only	VINTAGE; Loc. Int.; 0.3425" ID, 2.8130" O.A.L
8	Guide	59	VG-5033 Std Only	VINTAGE; Loc. Int.; 0.3735" ID, 2.6200" O.A.L
QTY	VALVE SPRING	YEARS	PART NO.	DESCRIPTION
16	Spring	59	VS-510 Std Only	2.0000" Free Height
16	Spring	59	VS-673 Std Only	VINTAGE; 2.5800" Free Height
12	Spring	59	VS-304 Std Only	VINTAGE; w/o Rotocaps; 2.0000" Free Height
12	Spring	59	VS-506 Std Only	VINTAGE; w/Rotocaps; Use w/Rotocaps; 1.8570" Free Height
QTY	VALVE SEAL	YEARS	PART NO.	DESCRIPTION
16	Valve Stem Seal	59	ST-2002 Std Only	Exc. Eng. w/double valve springs; Installation requires valve guide machining; (PLY) Polyacrylate
8	Valve Stem Seal	59	MV-1771C Std Only	Loc. Int.; Umbrella type; (PLY) Polyacrylate
12	Valve Stem Seal	59	ST-2004 Std Only	Positive type; Installation requires valve guide machining; (RBBTF) Rubber/PTFE
16	Valve Stem Seal	59	ST-2002 Std Only	Use w/O.E. guide; Installation requires valve guide machining; (PLY) Polyacrylate
16	Valve Stem Seal	59	ST-2014 Std Only	Use w/repair guide; Positive type; Installation requires valve guide machining; (TFL) PTFE
16	Valve Stem Seal	59	MV-1707C Std Only	VINTAGE; Umbrella type; (NTRL) Nitrile
16	Valve Stem Seal Bulk	59	ST-2002BC Std Only	Exc. Eng. w/double valve springs; Positive type; Installation requires valve guide machining; Carton of 100; (PLY) Polyacrylate
8	Valve Stem Seal Bulk	59	MV-1771 Std Only	Loc. Int.; Umbrella type; Carton of 100; (PLY) Polyacrylate
12	Valve Stem Seal Bulk	59	ST-2004BC Std Only	Positive type; Installation requires valve guide machining; Carton of 100; (RBBTF) Rubber/PTFE
16	Valve Stem Seal Bulk	59	MV-1707 Std Only	Umbrella type; Carton of 100; (NTRL) Nitrile
16	Valve Stem Seal Bulk	59	ST-2002BC Std Only	Use w/O.E. guide; Positive type; Installation requires valve guide machining; Carton of 100; (PLY) Polyacrylate
16	Valve Stem Seal Bulk	59	ST-2014BC Std Only	Use w/repair guide; Positive type; Installation requires valve guide machining; Carton of 100; (TFL) PTFE
QTY	VALVE SEAT	YEARS	PART NO.	DESCRIPTION
8	Seat	59	245-1750-2 Std Only	Loc. Exh.; 1.7550" OD, 1.5000" ID, 0.2160" Depth
8	Seat	59	245-1875-1 Std Only	Loc. Exh.; 1.8810" OD, 1.6100" ID, 0.2485" Depth
8	Seat	59	245-1750-2N Std Only	Loc. Exh.; Premium Material; 1.7550" OD, 1.5000" ID, 0.2160" Depth
8	Seat	59	245-1875-1N Std Only	Loc. Exh.; Premium Material; 1.8810" OD, 1.6100" ID, 0.2485" Depth
6	Seat	59	245-1625-1 Std Only	Loc. Int.; 1.6300" OD, 1.3750" ID, 0.2160" Depth
8	Seat	59	245-2250-1 Std Only	Loc. Int.; Machine ID to fit; 2.2555" OD, 1.9375" ID, 0.1855" Depth
6	Seat	59	245-1625-1N Std Only	Loc. Int.; Premium Material; 1.6300" OD, 1.3750" ID, 0.2160" Depth
QTY	VALVE, MISC	YEARS	PART NO.	DESCRIPTION
16	Keeper	59	VK-174 Std Only	Loc. Exh.; 4 groove
16	Keeper	59	VK-174R Std Only	Loc. Exh.; 4 groove; Hardened
16	Keeper	59	VK-66 Std Only	Loc. Int.; 2 groove
16	Keeper	59	VK-66R Std Only	Loc. Int.; 2 groove; Hardened
24	Keeper	59	VK-63 Std Only	VINTAGE; 2 groove; Round key groove
16	Spring Insert	59	259-102C Std Only	.015"; Carton of 100
16	Spring Insert	59	259-103C Std Only	.015"; ID 1.030"; Carton of 100
16	Spring Insert	59	259-102B Std Only	.030"; Carton of 100
16	Spring Insert	59	259-103B Std Only	.030"; ID 1.030"; Carton of 100
16	Spring Insert	59	259-103BRS Std Only	.030"; ID 1.030"; Carton of 500
16	Spring Insert	59	259-102A Std Only	.060"; Carton of 100
16	Spring Insert	59	259-502A Std Only	.060"; Carton of 50; O/S O.D. 1.542"
16	Spring Insert	59	259-103A Std Only	.060"; ID 1.030"; Carton of 100
16	Spring Insert	59	259-103ARS Std Only	.060"; ID 1.030"; Carton of 500
QTY	PISTON	YEARS	PART NO.	DESCRIPTION
6	Cast Piston	59	37P Std-20-30-40-60-80	VINTAGE; Cast; .8591" Pin Dia.; 2 Rings 3/32 Groove, 2 Rings 5/32 Groove, 1.980 CD, Flat Head - 7.8:1 C.R.
8	Cast Piston	59	366AP Std-20-30-40-60	VINTAGE; Cast; 1.0939" Pin Dia.; 2 Rings 5/64 Groove, 1 Ring 3/16 Groove, 1.848 CD, Flat Head - 8.4:1 C.R.

VALVE TRAIN

VALVE TRAIN

(continued on next page)

Chrysler Car (Incl. Chrysler, DeSoto, Dodge, Plymouth)

383 6.3L (6277cc) OHV V8 (16 Valve), 4.25" Bore (Chrysler Eng.), 2-4 Bbl. "Eng. Code D500" 1959 128
(cont.)

QTY	PISTON (cont.)	YEARS	PART NO.	DESCRIPTION
6	Cast Piston - Individual	59	W37P Std-20-30-40-60-80	VINTAGE; Cast; .8591" Pin Dia.; 2 Rings 3/32 Groove, 2 Rings 5/32 Groove, 1.980 CD, Flat Head - 7.8:1 C.R.
8	Cast Piston - Individual	59	W366NP Std-20-30-40-60	VINTAGE; Cast; 1.0939" Pin Dia.; 2 Rings 5/64 Groove, 1 Ring 3/16 Groove, 1.848 CD, Flat Head - 8.4:1 C.R.
8	Pin	59	P-1940 Std-3	VINTAGE; 0.6340" Inside Dia., 1.0935" Outside Dia.
8	Pin Bushing	59	2134Y	
6	Pin Bushing	59	8649XAS	VINTAGE; Full round, thin wall .0055" O/S OD bushing
6	Pin Bushing	59	8649XA	VINTAGE; Full round, thin wall bushing w/.9150" OD
6	Pin Bushing	59	1904V	VINTAGE; Split type bushing
6	Pin Bushing	59	8649V	VINTAGE; Split type, thin wall bushing w/.9135" OD
6	Pin Bushing	59	8649V20	VINTAGE; Split type, thin wall bushing w/.9135" OD
8	Pin Bushing	59	2134Y20	VINTAGE; w/.020" extra bore stock
QTY	RINGS	YEARS	PART NO.	DESCRIPTION
1	Premium Set	59	E-233K Std-20-30-40-60	2-5/64, 1-3/16; Premium Moly
1	Premium Set	59	E-108KC Std-60	VINTAGE; 2-3/32, 2-5/32; Premium Chrome
1	Standard Set	59	E-233X Std-20-30-40-60	2-5/64, 1-3/16; Iron
1	Standard Set	59	E-108X Std-30-40-60	VINTAGE; 2-3/32, 2-5/32; Iron
QTY	SLEEVE	YEARS	PART NO.	DESCRIPTION
6	Repair Sleeve	59	SL-123M Std Only	VINTAGE; 3/32" wall, cut to length; Press fit sleeve
QTY	ENGINE BEARINGS	YEARS	PART NO.	DESCRIPTION
1	Main Set	59	4094M Std-10-20-30-40-60	VINTAGE; 3.453" max. flange OD
1	Main Set	59	4923MA Std-1-10-20-30-40-50-60	VINTAGE; A-Series aluminum bearings
1	Main Set	59	7452MA 20 20	VINTAGE; A-Series aluminum bearings ; .10MM O/S length flange brg.
1	Main Set	59	4924MA Std-10-20-30	VINTAGE; A-Series aluminum bearings ; Partial grooved; 3.624" max. flange OD
1	Main Set	59	415M Std-10-20-30-40	VINTAGE; w/M/T
1	Rod Set	59	8-2130CP Std-1-10-20-30-40-50	8-2130CA 60 avail. as unplated & resizeable
1	Rod Set	59	8-2130CP 10X2 10X2	Use in .002" O/S Rod Bore
1	Rod Set	59	6-9185CP Std-10-20-30-40	VINTAGE
1	Rod Set	59	8-2320CP Std-10-20-30-40-50	VINTAGE; 8-2320CA 60 avail. as unplated & resizeable
1	Rod Set	59	8-2320CA 60 60	VINTAGE; Unplated & resizeable
8	Rod Pair	59	2320CP Std-1-10-20-30-40-50	VINTAGE
6	Rod Pair	59	9185CP Std-10-20-30-40	VINTAGE
1	Cam Set	59	1484M Std Only	
1	Cam Set	59	1451M Std Only	VINTAGE; .760" length ctr. brg.
1	Cam Set	59	1453M Std Only	VINTAGE; Babbitt material; Full round design
QTY	OIL PUMP	YEARS	PART NO.	DESCRIPTION
1	Oil Pump	59	224-43366A	VINTAGE; High Pressure; Use original cover plate on Eng. with canister oil filter
1	Oil Pump	59	224-4174V	VINTAGE; High-Volume; Use original cover plate on Eng. w/canister oil filter
1	Oil Pump	59	224-4174	VINTAGE; Use original cover plate on Eng. w/canister oil filter
1	Oil Pump	59	224-4160	VINTAGE; w/rotor pump; w/Ext. drive gear; Rotor type
1	Pump Repair Kit	59	224-5174	VINTAGE
1	Inter. Shaft	59	224-6174	VINTAGE
QTY	GASKETS	YEARS	PART NO.	DESCRIPTION
1	Valley Pan Gasket Set	59	260-4034	Premium set; Performance manifold gskts. incl.
1	Valley Pan Gasket Set	59	260-4011	VINTAGE
QTY	FREEZE PLUGS	YEARS	PART NO.	DESCRIPTION
1	Brass Block Plug Kit	59	381-8011	VINTAGE
1	Steel Block Plug Kit	59	381-4031	VINTAGE
1	Brass Deep Cup Freeze Plug	59	381-9001	VINTAGE; 1.625" Diameter
1	Steel Deep Cup Freeze Plug	59	381-3041	1.625" Diameter
1	Steel Deep Cup Freeze Plug	59	381-3084	2.141" Diameter

383 6.3L (6277cc) OHV V8 (16 Valve), 4.25" Bore (Chrysler Eng.), 4 Bbl. "Eng. Code D500" 1959 129

QTY	TIMING	YEARS	PART NO.	DESCRIPTION
1	3 Piece Set	59	KT3-168S	VINTAGE; Incl. rr. type chain; (1) 222-168; (1) 223-339; (1) 223-380
1	3 Piece Set	59	KT3-495S	VINTAGE; Incl. silent type chain; (1) 222-495; (1) 223-290; (1) 223-291
1	Timing Chain	59	222-168	Double rr.; 66 Links
1	Timing Chain	59	222-495	Silent type; 50 Links
1	Crank Sprocket	59	223-291	Use w/silent type chain; 19 Teeth
1	Crank Sprocket	59	223-274	VINTAGE; Use w/silent type chain; .750" wide sprocket; 23 Teeth

(continued on next page)

Chrysler Car (Incl. Chrysler, DeSoto, Dodge, Plymouth)

129 383 6.3L (6277cc) OHV V8 (16 Valve), 4.25" Bore (Chrysler Eng.), 4 Bbl. "Eng. Code D500" 1959
(cont.)

QTY	TIMING (cont.)	YEARS	PART NO.	DESCRIPTION
1	Cam Sprocket	59	223-273	VINTAGE; 46 Teeth
QTY	CAMSHAFT/LIFTER	YEARS	PART NO.	DESCRIPTION
1	Camshaft	59	CS-327	VINTAGE; Hydraulic, (050) Duration at .050 Lobe Lift, 209 Exh., 206 Int., 113 Degrees Lobe Separation
1	Prelube		55-403 Std Only	1.5 oz. packet
1	Prelube		55-400 Std Only	4 oz. bottle; 1.5 oz. packet No. 55-403 also avail.
16	Lifter	59	HT-812 Std Only	VINTAGE; Hyd.; 1.830" - 1.860" Length
16	Lifter, Bulk	59	HT-812B Std Only	VINTAGE; Hyd.; Carton of 117; 1.830" - 1.860" Length
QTY	PUSH ROD	YEARS	PART NO.	DESCRIPTION
16	Push Rod	59	RP-3031 Std Only	VINTAGE; 8.6450" O.A.L.
16	Push Rod	59	RP-3034 Std Only	VINTAGE; 9.3750" O.A.L.
16	Push Rod	59	RP-3031 Std Only	VINTAGE; Exc. Hi-Perf. Eng.s.; 8.6450" O.A.L.
QTY	ROCKER PARTS	YEARS	PART NO.	DESCRIPTION
8	Arm	59	R-829 Std Only	VINTAGE; Loc. L.H.
8	Arm	59	R-828 Std Only	VINTAGE; Loc. R.H.
2	Rocker Shaft	59	RS-612 Std Only	VINTAGE
QTY	VALVE	YEARS	PART NO.	DESCRIPTION
6	Exhaust	59	V-1351 Std Only	VINTAGE; 1.4070" Head Dia., 0.3405" Stem Dia., 4.8410" O.A.L.
8	Exhaust	59	V-1339 Std Only	VINTAGE; 1.5980" Head Dia., 0.3715" Stem Dia., 4.8900" O.A.L.
8	Exhaust	59	V-1343 Std Only	VINTAGE; 4 groove; 1.5630" Head Dia., 0.3715" Stem Dia., 4.5390" O.A.L.
6	Intake	59	V-1086 Std Only	VINTAGE; 1.5310" Head Dia., 0.3405" Stem Dia., 4.8450" O.A.L.
8	Intake	59	V-1344 Std Only	VINTAGE; 2 groove; 1.8440" Head Dia., 0.3725" Stem Dia., 4.6000" O.A.L.
8	Intake	59	V-1386 Std Only	VINTAGE; 2.0800" Head Dia., 0.3725" Stem Dia., 4.8685" O.A.L.
QTY	VALVE GUIDE	YEARS	PART NO.	DESCRIPTION
6	Guide	59	VG-419 Std Only	VINTAGE; Loc. Exh.; 0.3445" ID, 2.8130" O.A.L.
6	Guide	59	VG-420 Std Only	VINTAGE; Loc. Int.; 0.3425" ID, 2.8130" O.A.L.
8	Guide	59	VG-5033 Std Only	VINTAGE; Loc. Int.; 0.3735" ID, 2.6200" O.A.L.
QTY	VALVE SPRING	YEARS	PART NO.	DESCRIPTION
16	Spring	59	VS-510 Std Only	2.0000" Free Height
16	Spring	59	VS-673 Std Only	VINTAGE; 2.5800" Free Height
12	Spring	59	VS-304 Std Only	VINTAGE; w/o Rotocaps; 2.0000" Free Height
12	Spring	59	VS-506 Std Only	VINTAGE; w/Rotocaps; Use w/Rotocaps; 1.8570" Free Height
QTY	VALVE SEAL	YEARS	PART NO.	DESCRIPTION
16	Valve Stem Seal	59	ST-2002 Std Only	Exc. Eng.s. w/double valve springs; Installation requires valve guide machining; (PLY) Polyacrylate
8	Valve Stem Seal	59	MV-1771C Std Only	Loc. Int.; Umbrella type; (PLY) Polyacrylate
12	Valve Stem Seal	59	ST-2004 Std Only	Positive type; Installation requires valve guide machining; (RBBTF) Rubber/PTFE
16	Valve Stem Seal	59	ST-2002 Std Only	Use w/O.E. guide; Installation requires valve guide machining; (PLY) Polyacrylate
16	Valve Stem Seal	59	ST-2014 Std Only	Use w/repair guide; Positive type; Installation requires valve guide machining; (TFL) PTFE
16	Valve Stem Seal	59	MV-1707C Std Only	VINTAGE; Umbrella type; (NTRL) Nitrile
16	Valve Stem Seal Bulk	59	ST-2002BC Std Only	Exc. Eng.s. w/double valve springs; Positive type; Installation requires valve guide machining; Carton of 100; (PLY) Polyacrylate
8	Valve Stem Seal Bulk	59	MV-1771 Std Only	Loc. Int.; Umbrella type; Carton of 100; (PLY) Polyacrylate
12	Valve Stem Seal Bulk	59	ST-2004BC Std Only	Positive type; Installation requires valve guide machining; Carton of 100; (RBBTF) Rubber/PTFE
16	Valve Stem Seal Bulk	59	MV-1707 Std Only	Umbrella type; Carton of 100; (NTRL) Nitrile
16	Valve Stem Seal Bulk	59	ST-2002BC Std Only	Use w/O.E. guide; Positive type; Installation requires valve guide machining; Carton of 100; (PLY) Polyacrylate
16	Valve Stem Seal Bulk	59	ST-2014BC Std Only	Use w/repair guide; Positive type; Installation requires valve guide machining; Carton of 100; (TFL) PTFE
QTY	VALVE SEAT	YEARS	PART NO.	DESCRIPTION
8	Seat	59	245-1750-2 Std Only	Loc. Exh.; 1.7550" OD, 1.5000" ID, 0.2160" Depth
8	Seat	59	245-1875-1 Std Only	Loc. Exh.; 1.8810" OD, 1.6100" ID, 0.2485" Depth
8	Seat	59	245-1750-2N Std Only	Loc. Exh.; Premium Material; 1.7550" OD, 1.5000" ID, 0.2160" Depth
8	Seat	59	245-1875-1N Std Only	Loc. Exh.; Premium Material; 1.8810" OD, 1.6100" ID, 0.2485" Depth
6	Seat	59	245-1625-1 Std Only	Loc. Int.; 1.6300" OD, 1.3750" ID, 0.2160" Depth

VALVE TRAIN

VALVE TRAIN

(continued on next page)

Chrysler Car (Incl. Chrysler, DeSoto, Dodge, Plymouth)

383 6.3L (6277cc) OHV V8 (16 Valve), 4.25" Bore (Chrysler Eng.), 4 Bbl. "Eng. Code D500" 1959 129
(cont.)

	QTY	VALVE SEAT (cont.)	YEARS	PART NO.	DESCRIPTION
VALVE TRAIN	8	Seat	59	245-2250-1 Std Only	Loc. Int.; Machine ID to fit; 2.2555" OD, 1.9375" ID, 0.1855" Depth
	6	Seat	59	245-1625-1N Std Only	Loc. Int.; Premium Material; 1.6300" OD, 1.3750" ID, 0.2160" Depth
	16	Keeper	59	VK-174 Std Only	Loc. Exh.; 4 groove
	16	Keeper	59	VK-174R Std Only	Loc. Exh.; 4 groove; Hardened
	16	Keeper	59	VK-66 Std Only	Loc. Int.; 2 groove
	16	Keeper	59	VK-66R Std Only	Loc. Int.; 2 groove; Hardened
	24	Keeper	59	VK-63 Std Only	VINTAGE; 2 groove; Round key groove
	16	Spring Insert	59	259-102C Std Only	.015"; Carton of 100
	16	Spring Insert	59	259-103C Std Only	.015"; ID 1.030"; Carton of 100
	16	Spring Insert	59	259-102B Std Only	.030"; Carton of 100
	16	Spring Insert	59	259-103B Std Only	.030"; ID 1.030"; Carton of 100
	16	Spring Insert	59	259-103BRS Std Only	.030"; ID 1.030"; Carton of 500
	16	Spring Insert	59	259-102A Std Only	.060"; Carton of 100
	16	Spring Insert	59	259-502A Std Only	.060"; Carton of 50; O/S O.D. 1.542"
16	Spring Insert	59	259-103A Std Only	.060"; ID 1.030"; Carton of 100	
16	Spring Insert	59	259-103ARS Std Only	.060"; ID 1.030"; Carton of 500	
BLOCK	6	Cast Piston	59	37P Std-20-30-40-60-80	VINTAGE; Cast; .8591" Pin Dia.; 2 Rings 3/32 Groove, 2 Rings 5/32 Groove, 1.980 CD, Flat Head - 7.8:1 C.R.
	8	Cast Piston	59	366AP Std-20-30-40-60	VINTAGE; Cast; 1.0939" Pin Dia.; 2 Rings 5/64 Groove, 1 Ring 3/16 Groove, 1.848 CD, Flat Head - 8.4:1 C.R.
	6	Cast Piston - Individual	59	W37P Std-20-30-40-60-80	VINTAGE; Cast; .8591" Pin Dia.; 2 Rings 3/32 Groove, 2 Rings 5/32 Groove, 1.980 CD, Flat Head - 7.8:1 C.R.
	8	Cast Piston - Individual	59	W366NP Std-20-30-40-60	VINTAGE; Cast; 1.0939" Pin Dia.; 2 Rings 5/64 Groove, 1 Ring 3/16 Groove, 1.848 CD, Flat Head - 8.4:1 C.R.
	8	Pin	59	P-1940 Std-3	VINTAGE; 0.6340" Inside Dia., 1.0935" Outside Dia.
	8	Pin Bushing	59	2134Y	
	6	Pin Bushing	59	8649XAS	VINTAGE; Full round, thin wall .0055" O/S OD bushing
	6	Pin Bushing	59	8649XA	VINTAGE; Full round, thin wall bushing w/.9150" OD
	6	Pin Bushing	59	1904V	VINTAGE; Split type bushing
	6	Pin Bushing	59	8649V	VINTAGE; Split type, thin wall bushing w/.9135" OD
	6	Pin Bushing	59	8649V20	VINTAGE; Split type, thin wall bushing w/.9135" OD
	8	Pin Bushing	59	2134Y20	VINTAGE; w/.020" extra bore stock
	1	Premium Set	59	E-233K Std-20-30-40-60	2-5/64, 1-3/16; Premium Moly
	1	Premium Set	59	E-108KC Std-60	VINTAGE; 2-3/32, 2-5/32; Premium Chrome
	1	Standard Set	59	E-233X Std-20-30-40-60	2-5/64, 1-3/16; Iron
	1	Standard Set	59	E-108X Std-30-40-60	VINTAGE; 2-3/32, 2-5/32; Iron
	6	Repair Sleeve	59	SL-123M Std Only	VINTAGE; 3/32" wall, cut to length; Press fit sleeve
	1	Main Set	59	4094M Std-10-20-30-40-60	VINTAGE; 3.453" max. flange OD
	1	Main Set	59	4923MA Std-1-10-20-30-40-50-60	VINTAGE; A-Series aluminum bearings
	1	Main Set	59	7452MA 20 20	VINTAGE; A-Series aluminum bearings ; .10MM O/S length flange brg.
	1	Main Set	59	4924MA Std-10-20-30	VINTAGE; A-Series aluminum bearings ; Partial grooved; 3.624" max. flange OD
	1	Main Set	59	415M Std-10-20-30-40	VINTAGE; w/M/T
	1	Rod Set	59	8-2130CP Std-1-10-20-30-40-50	8-2130CA 60 avail. as unplated & resizeable
	1	Rod Set	59	8-2130CP 10X2 10X2	Use in .002" O/S Rod Bore
	1	Rod Set	59	6-9185CP Std-10-20-30-40	VINTAGE
	1	Rod Set	59	8-2320CP Std-10-20-30-40-50	VINTAGE; 8-2320CA 60 avail. as unplated & resizeable
	1	Rod Set	59	8-2320CA 60 60	VINTAGE; Unplated & resizeable
	8	Rod Pair	59	2320CP Std-1-10-20-30-40-50	VINTAGE
6	Rod Pair	59	9185CP Std-10-20-30-40	VINTAGE	
1	Cam Set	59	1484M Std Only		
1	Cam Set	59	1451M Std Only	VINTAGE; .760" length ctr. brg.	
1	Cam Set	59	1453M Std Only	VINTAGE; Babbitt material; Full round design	
1	Oil Pump	59	224-43366A	VINTAGE; High Pressure; Use original cover plate on Eng. with canister oil filter	
1	Oil Pump	59	224-4174V	VINTAGE; High-Volume; Use original cover plate on Eng. w/canister oil filter	
1	Oil Pump	59	224-4174	VINTAGE; Use original cover plate on Eng. w/canister oil filter	

(continued on next page)

Chrysler Car (Incl. Chrysler, DeSoto, Dodge, Plymouth)

129 383 6.3L (6277cc) OHV V8 (16 Valve), 4.25" Bore (Chrysler Eng.), 4 Bbl. "Eng. Code D500" 1959
(cont.)

BLOCK	QTY	OIL PUMP (cont.)	YEARS	PART NO.	DESCRIPTION	BLOCK
	1	Oil Pump	59	224-4160	VINTAGE; w/rotor pump; w/Ext. drive gear; Rotor type	
	1	Pump Repair Kit	59	224-5174	VINTAGE	
	1	Inter. Shaft	59	224-6174	VINTAGE	
QTY	GASKETS		YEARS	PART NO.	DESCRIPTION	
1	Valley Pan Gasket Set		59	260-4034	Premium set; Performance manifold gskts. incl.	
1	Valley Pan Gasket Set		59	260-4011	VINTAGE	
QTY	FREEZE PLUGS		YEARS	PART NO.	DESCRIPTION	
1	Brass Block Plug Kit		59	381-8011	VINTAGE	
1	Steel Block Plug Kit		59	381-4031	VINTAGE	
1	Brass Deep Cup Freeze Plug		59	381-9001	VINTAGE; 1.625" Diameter	
1	Steel Deep Cup Freeze Plug		59	381-3041	1.625" Diameter	
1	Steel Deep Cup Freeze Plug		59	381-3084	2.141" Diameter	

130 383 6.3L (6277cc) OHV V8 (16 Valve), 4.25" Bore (Chrysler Eng.), 2 Bbl. "Eng. Code MC1L" 1959

VALVE TRAIN	QTY	TIMING	YEARS	PART NO.	DESCRIPTION	VALVE TRAIN
	1	3 Piece Set	59	KT3-168S	VINTAGE; Incl. rlr. type chain; (1) 222-168; (1) 223-339; (1) 223-380	
	1	3 Piece Set	59	KT3-495S	VINTAGE; Incl. silent type chain; (1) 222-495; (1) 223-290; (1) 223-291	
	1	Timing Chain	59	222-168	Double rlr.; 66 Links	
	1	Timing Chain	59	222-495	Silent type; 50 Links	
	1	Crank Sprocket	59	223-291	Use w/silent type chain; 19 Teeth	
QTY	CAMSHAFT/LIFTER		YEARS	PART NO.	DESCRIPTION	
1	Camshaft		59	CS-327	VINTAGE; Exc. Hi-Perf.; Hydraulic, (050) Duration at .050 Lobe Lift, 209 Exh., 206 Int., 113 Degrees Lobe Separation	
1	Prelube			55-403 Std Only	1.5 oz. packet	
1	Prelube			55-400 Std Only	4 oz. bottle; 1.5 oz. packet No. 55-403 also avail.	
16	Lifter		59	HT-812 Std Only	VINTAGE; Hyd.; 1.830" - 1.860" Length	
16	Lifter, Bulk		59	HT-812B Std Only	VINTAGE; Hyd.; Carton of 117; 1.830" - 1.860" Length	
QTY	PUSH ROD		YEARS	PART NO.	DESCRIPTION	
16	Push Rod		59	RP-3031 Std Only	VINTAGE; 8.6450" O.A.L.	
16	Push Rod		59	RP-3034 Std Only	VINTAGE; 9.3750" O.A.L.	
QTY	VALVE		YEARS	PART NO.	DESCRIPTION	
8	Exhaust		59	V-1339 Std Only	VINTAGE; 1.5980" Head Dia., 0.3715" Stem Dia., 4.8900" O.A.L.	
QTY	VALVE SEAL		YEARS	PART NO.	DESCRIPTION	
16	Valve Stem Seal		59	ST-2002 Std Only	Use w/O.E. guide; Installation requires valve guide machining; (PLY) Polyacrylate	
16	Valve Stem Seal		59	ST-2014 Std Only	Use w/repair guide; Positive type; Installation requires valve guide machining; (TFL) PTFE	
8	Valve Stem Seal		59	MV-1707C Std Only	VINTAGE; Loc. Exhaust; Umbrella type; (NTRL) Nitrile	
8	Valve Stem Seal		59	MV-1707C Std Only	VINTAGE; Loc. Intake; Umbrella type; (NTRL) Nitrile	
8	Valve Stem Seal Bulk		59	MV-1707 Std Only	Loc. Exhaust; Umbrella type; Carton of 100; (NTRL) Nitrile	
8	Valve Stem Seal Bulk		59	MV-1707 Std Only	Loc. Intake; Umbrella type; Carton of 100; (NTRL) Nitrile	
16	Valve Stem Seal Bulk		59	ST-2002BC Std Only	Use w/O.E. guide; Positive type; Installation requires valve guide machining; Carton of 100; (PLY) Polyacrylate	
16	Valve Stem Seal Bulk		59	ST-2014BC Std Only	Use w/repair guide; Positive type; Installation requires valve guide machining; Carton of 100; (TFL) PTFE	
QTY	VALVE SEAT		YEARS	PART NO.	DESCRIPTION	
8	Seat		59	245-1875-1 Std Only	Loc. Exh.; 1.8810" OD, 1.6100" ID, 0.2485" Depth	
8	Seat		59	245-1875-1N Std Only	Loc. Exh.; Premium Material; 1.8810" OD, 1.6100" ID, 0.2485" Depth	
8	Seat		59	245-2250-1 Std Only	Loc. Int.; Machine ID to fit; 2.2555" OD, 1.9375" ID, 0.1855" Depth	
QTY	VALVE, MISC		YEARS	PART NO.	DESCRIPTION	
16	Keeper		59	VK-174 Std Only	Loc. Exh.; 4 groove	
16	Keeper		59	VK-174R Std Only	Loc. Exh.; 4 groove; Hardened	
16	Keeper		59	VK-66 Std Only	Loc. Int.; 2 groove	
16	Keeper		59	VK-66R Std Only	Loc. Int.; 2 groove; Hardened	
16	Spring Insert		59	259-103C Std Only	.015"; ID 1.030"; Carton of 100	
16	Spring Insert		59	259-103B Std Only	.030"; ID 1.030"; Carton of 100	
16	Spring Insert		59	259-103BRS Std Only	.030"; ID 1.030"; Carton of 500	
16	Spring Insert		59	259-103A Std Only	.060"; ID 1.030"; Carton of 100	
16	Spring Insert		59	259-103ARS Std Only	.060"; ID 1.030"; Carton of 500	
QTY	PISTON		YEARS	PART NO.	DESCRIPTION	
8	Cast Piston		59	366AP Std-20-30-40-60	VINTAGE; Cast; 1.0939" Pin Dia.; 2 Rings 5/64 Groove, 1 Ring 3/16 Groove, 1.848 CD, Flat Head - 8.4:1 C.R.	

(continued on next page)

Chrysler Car (Incl. Chrysler, DeSoto, Dodge, Plymouth)

383 6.3L (6277cc) OHV V8 (16 Valve), 4.25" Bore (Chrysler Eng.), 2 Bbl. "Eng. Code MC1L" 1959 130
(cont.)

QTY	PISTON (cont.)	YEARS	PART NO.	DESCRIPTION
8	Cast Piston - Individual	59	W366NP Std-20-30-40-60	VINTAGE; Cast; 1.0939" Pin Dia.; 2 Rings 5/64 Groove, 1 Ring 3/16 Groove, 1.848 CD, Flat Head - 8.4:1 C.R.
1	RINGS Premium Set	59	E-233K Std-20-30-40-60	2-5/64, 1-3/16; Premium Moly
1	Standard Set	59	E-233X Std-20-30-40-60	2-5/64, 1-3/16; Iron
1	ENGINE BEARINGS Main Set	59	4094M Std-10-20-30-40-60	VINTAGE; 3.453" max. flange OD
1	Main Set	59	4924MA Std-10-20-30	VINTAGE; A-Series aluminum bearings ; Partial grooved; 3.624" max. flange OD
1	Rod Set	59	8-2320CP Std-10-20-30-40-50	VINTAGE; 8-2320CA 60 avail. as unplated & resizeable
1	Rod Set	59	8-2320CA 60 60	VINTAGE; Unplated & resizeable
8	Rod Pair	59	2320CP Std-1-10-20-30-40-50	VINTAGE
1	Cam Set	59	1453M Std Only	VINTAGE; Babbitt material; Full round design
1	OIL PUMP Oil Pump	59	224-43366A	VINTAGE; High Pressure; Use original cover plate on Eng. with canister oil filter
1	Oil Pump	59	224-4174V	VINTAGE; High-Volume; Use original cover plate on Eng. w/canister oil filter
1	Oil Pump	59	224-4174	VINTAGE; Use original cover plate on Eng. w/canister oil filter
1	Pump Repair Kit	59	224-5174	VINTAGE
1	Inter. Shaft	59	224-6174	VINTAGE
1	GASKETS Valley Pan Gasket Set	59	260-4034	Premium set; Performance manifold gskts. incl.
1	Valley Pan Gasket Set	59	260-4019	VINTAGE
1	FREEZE PLUGS Brass Block Plug Kit	59	381-8011	VINTAGE
1	Steel Block Plug Kit	59	381-4031	VINTAGE
1	Brass Deep Cup Freeze Plug	59	381-9001	VINTAGE; 1.625" Diameter
1	Steel Deep Cup Freeze Plug	59	381-3041	1.625" Diameter
1	Steel Deep Cup Freeze Plug	59	381-3084	2.141" Diameter

383 6.3L (6277cc) OHV V8 (16 Valve), 4.25" Bore (Chrysler Eng.), 4 Bbl. "Eng. Code MC2M" 1959 131

QTY	TIMING	YEARS	PART NO.	DESCRIPTION
1	3 Piece Set	59	KT3-168S	VINTAGE; Incl. rlr. type chain; (1) 222-168; (1) 223-339; (1) 223-380
1	3 Piece Set	59	KT3-495S	VINTAGE; Incl. silent type chain; (1) 222-495; (1) 223-290; (1) 223-291
1	Timing Chain	59	222-168	Double rlr.; 66 Links
1	Timing Chain	59	222-495	Silent type; 50 Links
1	Crank Sprocket	59	223-291	Use w/silent type chain; 19 Teeth
1	CAMSHAFT/LIFTER Camshaft	59	CS-327	VINTAGE; Exc. Hi-Perf.; Hydraulic, (050) Duration at .050 Lobe Lift, 209 Exh., 206 Int., 113 Degrees Lobe Separation
1	Prelube		55-403 Std Only	1.5 oz. packet
1	Prelube		55-400 Std Only	4 oz. bottle; 1.5 oz. packet No. 55-403 also avail.
16	Lifter	59	HT-812 Std Only	VINTAGE; Hyd.; 1.830" - 1.860" Length
16	Lifter, Bulk	59	HT-812B Std Only	VINTAGE; Hyd.; Carton of 117; 1.830" - 1.860" Length
16	PUSH ROD Push Rod	59	RP-3031 Std Only	VINTAGE; 8.6450" O.A.L.
16	Push Rod	59	RP-3034 Std Only	VINTAGE; 9.3750" O.A.L.
8	VALVE Exhaust	59	V-1339 Std Only	VINTAGE; 1.5980" Head Dia., 0.3715" Stem Dia., 4.8900" O.A.L.
16	VALVE SEAL Valve Stem Seal	59	ST-2002 Std Only	Use w/O.E. guide; Installation requires valve guide machining; (PLY) Polyacrylate
16	Valve Stem Seal	59	ST-2014 Std Only	Use w/repair guide; Positive type; Installation requires valve guide machining; (TFL) PTFE
8	Valve Stem Seal	59	MV-1707C Std Only	VINTAGE; Loc. Exhaust; Umbrella type; (NTRL) Nitrile
8	Valve Stem Seal	59	MV-1707C Std Only	VINTAGE; Loc. Intake; Umbrella type; (NTRL) Nitrile
8	Valve Stem Seal Bulk	59	MV-1707 Std Only	Loc. Exhaust; Umbrella type; Carton of 100; (NTRL) Nitrile
8	Valve Stem Seal Bulk	59	MV-1707 Std Only	Loc. Intake; Umbrella type; Carton of 100; (NTRL) Nitrile
16	Valve Stem Seal Bulk	59	ST-2002BC Std Only	Use w/O.E. guide; Positive type; Installation requires valve guide machining; Carton of 100; (PLY) Polyacrylate
16	Valve Stem Seal Bulk	59	ST-2014BC Std Only	Use w/repair guide; Positive type; Installation requires valve guide machining; Carton of 100; (TFL) PTFE

(continued on next page)

Chrysler Car (Incl. Chrysler, DeSoto, Dodge, Plymouth)

131 383 6.3L (6277cc) OHV V8 (16 Valve), 4.25" Bore (Chrysler Eng.), 4 Bbl. "Eng. Code MC2M" 1959
(cont.)

QTY	VALVE SEAT	YEARS	PART NO.	DESCRIPTION
8	Seat	59	245-1875-1 Std Only	Loc. Exh.; 1.8810" OD, 1.6100" ID, 0.2485" Depth
8	Seat	59	245-1875-1N Std Only	Loc. Exh.; Premium Material; 1.8810" OD, 1.6100" ID, 0.2485" Depth
8	Seat	59	245-2250-1 Std Only	Loc. Int.; Machine ID to fit; 2.2555" OD, 1.9375" ID, 0.1855" Depth
QTY	VALVE, MISC	YEARS	PART NO.	DESCRIPTION
16	Keeper	59	VK-174 Std Only	Loc. Exh.; 4 groove
16	Keeper	59	VK-174R Std Only	Loc. Exh.; 4 groove; Hardened
16	Keeper	59	VK-66 Std Only	Loc. Int.; 2 groove
16	Keeper	59	VK-66R Std Only	Loc. Int.; 2 groove; Hardened
16	Spring Insert	59	259-103C Std Only	.015"; ID 1.030"; Carton of 100
16	Spring Insert	59	259-103B Std Only	.030"; ID 1.030"; Carton of 100
16	Spring Insert	59	259-103BRS Std Only	.030"; ID 1.030"; Carton of 500
16	Spring Insert	59	259-103A Std Only	.060"; ID 1.030"; Carton of 100
16	Spring Insert	59	259-103ARS Std Only	.060"; ID 1.030"; Carton of 500
QTY	PISTON	YEARS	PART NO.	DESCRIPTION
8	Cast Piston	59	366AP Std-20-30-40-60	VINTAGE; Cast; 1.0939" Pin Dia.; 2 Rings 5/64 Groove, 1 Ring 3/16 Groove, 1.848 CD, Flat Head - 8.4:1 C.R.
8	Cast Piston - Individual	59	W366NP Std-20-30-40-60	VINTAGE; Cast; 1.0939" Pin Dia.; 2 Rings 5/64 Groove, 1 Ring 3/16 Groove, 1.848 CD, Flat Head - 8.4:1 C.R.
QTY	RINGS	YEARS	PART NO.	DESCRIPTION
1	Premium Set	59	E-233K Std-20-30-40-60	2-5/64, 1-3/16; Premium Moly
1	Standard Set	59	E-233X Std-20-30-40-60	2-5/64, 1-3/16; Iron
QTY	ENGINE BEARINGS	YEARS	PART NO.	DESCRIPTION
1	Main Set	59	4094M Std-10-20-30-40-60	VINTAGE; 3.453" max. flange OD
1	Main Set	59	4924MA Std-10-20-30	VINTAGE; A-Series aluminum bearings; Partial grooved; 3.624" max. flange OD
1	Rod Set	59	8-2320CP Std-10-20-30-40-50	VINTAGE; 8-2320CA 60 avail. as unplated & resizeable
1	Rod Set	59	8-2320CA 60 60	VINTAGE; Unplated & resizeable
8	Rod Pair	59	2320CP Std-1-10-20-30-40-50	VINTAGE
1	Cam Set	59	1453M Std Only	VINTAGE; Babbitt material; Full round design
QTY	OIL PUMP	YEARS	PART NO.	DESCRIPTION
1	Oil Pump	59	224-43366A	VINTAGE; High Pressure; Use original cover plate on Eng. with canister oil filter
1	Oil Pump	59	224-4174V	VINTAGE; High-Volume; Use original cover plate on Eng. w/canister oil filter
1	Oil Pump	59	224-4174	VINTAGE; Use original cover plate on Eng. w/canister oil filter
1	Pump Repair Kit	59	224-5174	VINTAGE
1	Inter. Shaft	59	224-6174	VINTAGE
QTY	GASKETS	YEARS	PART NO.	DESCRIPTION
1	Valley Pan Gasket Set	59	260-4034	Premium set; Performance manifold gskts. incl.
1	Valley Pan Gasket Set	59	260-4019	VINTAGE
QTY	FREEZE PLUGS	YEARS	PART NO.	DESCRIPTION
1	Brass Block Plug Kit	59	381-8011	VINTAGE
1	Steel Block Plug Kit	59	381-4031	VINTAGE
1	Brass Deep Cup Freeze Plug	59	381-9001	VINTAGE; 1.625" Diameter
1	Steel Deep Cup Freeze Plug	59	381-3041	1.625" Diameter
1	Steel Deep Cup Freeze Plug	59	381-3084	2.141" Diameter

132 383 6.3L (6277cc) OHV V8 (16 Valve), 4.25" Bore (Chrysler Eng.), 2 Bbl. "Eng. Code MS2" 1959

QTY	TIMING	YEARS	PART NO.	DESCRIPTION
1	3 Piece Set	59	KT3-168S	VINTAGE; Incl. rlr. type chain; (1) 222-168; (1) 223-339; (1) 223-380
1	3 Piece Set	59	KT3-495S	VINTAGE; Incl. silent type chain; (1) 222-495; (1) 223-290; (1) 223-291
1	Timing Chain	59	222-168	Double rlr.; 66 Links
1	Timing Chain	59	222-495	Silent type; 50 Links
1	Crank Sprocket	59	223-291	Use w/silent type chain; 19 Teeth
QTY	CAMSHAFT/LIFTER	YEARS	PART NO.	DESCRIPTION
1	Camshaft	59	CS-327	VINTAGE; Exc. Hi-Perf.; Hydraulic, (050) Duration at .050 Lobe Lift, 209 Exh., 206 Int., 113 Degrees Lobe Separation
1	Prelube		55-403 Std Only	1.5 oz. packet
1	Prelube		55-400 Std Only	4 oz. bottle; 1.5 oz. packet No. 55-403 also avail.
16	Lifter	59	HT-812 Std Only	VINTAGE; Hyd.; 1.830" - 1.860" Length
16	Lifter, Bulk	59	HT-812B Std Only	VINTAGE; Hyd.; Carton of 117; 1.830" - 1.860" Length
QTY	PUSH ROD	YEARS	PART NO.	DESCRIPTION
16	Push Rod	59	RP-3031 Std Only	VINTAGE; 8.6450" O.A.L.

(continued on next page)

Chrysler Car (Incl. Chrysler, DeSoto, Dodge, Plymouth)

383 6.3L (6277cc) OHV V8 (16 Valve), 4.25" Bore (Chrysler Eng.), 2 Bbl. "Eng. Code MS2" 1959 132
(cont.)

QTY	PART NO. (cont.)	YEARS	PART NO.	DESCRIPTION
16	PUSH ROD Push Rod	59	RP-3034 Std Only	VINTAGE; 9.3750" O.A.L.
8	VALVE Exhaust	59	V-1339 Std Only	VINTAGE; 1.5980" Head Dia., 0.3715" Stem Dia., 4.8900" O.A.L.
8	Intake	59	V-1386 Std Only	VINTAGE; 2.0800" Head Dia., 0.3725" Stem Dia., 4.8685" O.A.L.
16	VALVE SEAL Valve Stem Seal	59	ST-2002 Std Only	Use w/O.E. guide; Installation requires valve guide machining; (PLY) Polyacrylate
16	Valve Stem Seal	59	ST-2014 Std Only	Use w/repair guide; Positive type; Installation requires valve guide machining; (TFL) PTFE
8	Valve Stem Seal	59	MV-1707C Std Only	VINTAGE; Loc. Exhaust; Umbrella type; (NTRL) Nitrile
8	Valve Stem Seal	59	MV-1707C Std Only	VINTAGE; Loc. Intake; Umbrella type; (NTRL) Nitrile
8	Valve Stem Seal Bulk	59	MV-1707 Std Only	Loc. Exhaust; Umbrella type; Carton of 100; (NTRL) Nitrile
8	Valve Stem Seal Bulk	59	MV-1707 Std Only	Loc. Intake; Umbrella type; Carton of 100; (NTRL) Nitrile
16	Valve Stem Seal Bulk	59	ST-2002BC Std Only	Use w/O.E. guide; Positive type; Installation requires valve guide machining; Carton of 100; (PLY) Polyacrylate
16	Valve Stem Seal Bulk	59	ST-2014BC Std Only	Use w/repair guide; Positive type; Installation requires valve guide machining; Carton of 100; (TFL) PTFE
8	VALVE SEAT Seat	59	245-1875-1 Std Only	Loc. Exh.; 1.8810" OD, 1.6100" ID, 0.2485" Depth
8	Seat	59	245-1875-1N Std Only	Loc. Exh.; Premium Material; 1.8810" OD, 1.6100" ID, 0.2485" Depth
8	Seat	59	245-2250-1 Std Only	Loc. Int.; Machine ID to fit; 2.2555" OD, 1.9375" ID, 0.1855" Depth
16	VALVE, MISC Keeper	59	VK-174 Std Only	Loc. Exh.; 4 groove
16	Keeper	59	VK-174R Std Only	Loc. Exh.; 4 groove; Hardened
16	Keeper	59	VK-66 Std Only	Loc. Int.; 2 groove
16	Keeper	59	VK-66R Std Only	Loc. Int.; 2 groove; Hardened
16	Spring Insert	59	259-103C Std Only	.015"; ID 1.030"; Carton of 100
16	Spring Insert	59	259-103B Std Only	.030"; ID 1.030"; Carton of 100
16	Spring Insert	59	259-103BRS Std Only	.030"; ID 1.030"; Carton of 500
16	Spring Insert	59	259-103A Std Only	.060"; ID 1.030"; Carton of 100
16	Spring Insert	59	259-103ARS Std Only	.060"; ID 1.030"; Carton of 500
8	PISTON Cast Piston	59	366AP Std-20-30-40-60	VINTAGE; Cast; 1.0939" Pin Dia.; 2 Rings 5/64 Groove, 1 Ring 3/16 Groove, 1.848 CD, Flat Head - 8.4:1 C.R.
8	Cast Piston - Individual	59	W366NP Std-20-30-40-60	VINTAGE; Cast; 1.0939" Pin Dia.; 2 Rings 5/64 Groove, 1 Ring 3/16 Groove, 1.848 CD, Flat Head - 8.4:1 C.R.
1	RINGS Premium Set	59	E-233K Std-20-30-40-60	2-5/64, 1-3/16; Premium Moly
1	Standard Set	59	E-233X Std-20-30-40-60	2-5/64, 1-3/16; Iron
1	ENGINE BEARINGS Main Set	59	4094M Std-10-20-30-40-60	VINTAGE; 3.453" max. flange OD
1	Main Set	59	4924MA Std-10-20-30	VINTAGE; A-Series aluminum bearings ; Partial grooved; 3.624" max. flange OD
1	Rod Set	59	8-2320CP Std-10-20-30-40-50	VINTAGE; 8-2320CA 60 avail. as unplated & resizeable
1	Rod Set	59	8-2320CA 60 60	VINTAGE; Unplated & resizeable
8	Rod Pair	59	2320CP Std-1-10-20-30-40-50	VINTAGE
1	Cam Set	59	1453M Std Only	VINTAGE; Babbitt material; Full round design
1	OIL PUMP Oil Pump	59	224-43366A	VINTAGE; High Pressure; Use original cover plate on Engs. with canister oil filter
1	Oil Pump	59	224-4174V	VINTAGE; High-Volume; Use original cover plate on Engs. w/canister oil filter
1	Oil Pump	59	224-4174	VINTAGE; Use original cover plate on Engs. w/canister oil filter
1	Pump Repair Kit	59	224-5174	VINTAGE
1	Inter. Shaft	59	224-6174	VINTAGE
1	GASKETS Valley Pan Gasket Set	59	260-4034	Premium set; Performance manifold gskts. incl.
1	Valley Pan Gasket Set	59	260-4019	VINTAGE; Canadian Built eng.
1	Valley Pan Gasket Set	59	260-4011	VINTAGE; Exc. Canadian Built eng.
1	FREEZE PLUGS Brass Block Plug Kit	59	381-8011	VINTAGE
1	Steel Block Plug Kit	59	381-4031	VINTAGE
1	Brass Deep Cup Freeze Plug	59	381-9001	VINTAGE; 1.625" Diameter
1	Steel Deep Cup Freeze Plug	59	381-3041	1.625" Diameter

(continued on next page)

Chrysler Car (Incl. Chrysler, DeSoto, Dodge, Plymouth)

132 383 6.3L (6277cc) OHV V8 (16 Valve), 4.25" Bore (Chrysler Eng.), 2 Bbl. "Eng. Code MS2" 1959
(cont.)

QTY	FREEZE PLUGS (cont.)	YEARS	PART NO.	DESCRIPTION
1	Steel Deep Cup Freeze Plug	59	381-3084	2.141" Diameter

133 383 6.3L (6277cc) OHV V8 (16 Valve), 4.25" Bore (Chrysler Eng.), 2-4 Bbl. "Eng. Code MS3" 1959

QTY	TIMING	YEARS	PART NO.	DESCRIPTION
1	3 Piece Set	59	KT3-168S	VINTAGE; Incl. rlr. type chain; (1) 222-168; (1) 223-339; (1) 223-380
1	3 Piece Set	59	KT3-495S	VINTAGE; Incl. silent type chain; (1) 222-495; (1) 223-290; (1) 223-291
1	Timing Chain	59	222-168	Double rlr.; 66 Links
1	Timing Chain	59	222-495	Silent type; 50 Links
1	Crank Sprocket	59	223-291	Use w/silent type chain; 19 Teeth
QTY	CAMSHAFT/LIFTER	YEARS	PART NO.	DESCRIPTION
16	Lifter	59	HT-812 Std Only	VINTAGE; Hyd.; 1.830" - 1.860" Length
16	Lifter, Bulk	59	HT-812B Std Only	VINTAGE; Hyd.; Carton of 117; 1.830" - 1.860" Length
QTY	PUSH ROD	YEARS	PART NO.	DESCRIPTION
16	Push Rod	59	RP-3031 Std Only	VINTAGE; 8.6450" O.A.L.
16	Push Rod	59	RP-3034 Std Only	VINTAGE; 9.3750" O.A.L.
QTY	VALVE	YEARS	PART NO.	DESCRIPTION
8	Exhaust	59	V-1339 Std Only	VINTAGE; 1.5980" Head Dia., 0.3715" Stem Dia., 4.8900" O.A.L.
8	Intake	59	V-1386 Std Only	VINTAGE; 2.0800" Head Dia., 0.3725" Stem Dia., 4.8685" O.A.L.
QTY	VALVE SEAL	YEARS	PART NO.	DESCRIPTION
16	Valve Stem Seal	59	ST-2002 Std Only	Use w/O.E. guide; Installation requires valve guide machining; (PLY) Polyacrylate
16	Valve Stem Seal	59	ST-2014 Std Only	Use w/repair guide; Positive type; Installation requires valve guide machining; (TFL) PTFE
8	Valve Stem Seal	59	MV-1707C Std Only	VINTAGE; Loc. Exhaust; Umbrella type; (NTRL) Nitrile
8	Valve Stem Seal	59	MV-1707C Std Only	VINTAGE; Loc. Intake; Umbrella type; (NTRL) Nitrile
8	Valve Stem Seal Bulk	59	MV-1707 Std Only	Loc. Exhaust; Umbrella type; Carton of 100; (NTRL) Nitrile
8	Valve Stem Seal Bulk	59	MV-1707 Std Only	Loc. Intake; Umbrella type; Carton of 100; (NTRL) Nitrile
16	Valve Stem Seal Bulk	59	ST-2002BC Std Only	Use w/O.E. guide; Positive type; Installation requires valve guide machining; Carton of 100; (PLY) Polyacrylate
16	Valve Stem Seal Bulk	59	ST-2014BC Std Only	Use w/repair guide; Positive type; Installation requires valve guide machining; Carton of 100; (TFL) PTFE
QTY	VALVE SEAT	YEARS	PART NO.	DESCRIPTION
8	Seat	59	245-1875-1 Std Only	Loc. Exh.; 1.8810" OD, 1.6100" ID, 0.2485" Depth
8	Seat	59	245-1875-1N Std Only	Loc. Exh.; Premium Material; 1.8810" OD, 1.6100" ID, 0.2485" Depth
8	Seat	59	245-2250-1 Std Only	Loc. Int.; Machine ID to fit; 2.2555" OD, 1.9375" ID, 0.1855" Depth
QTY	VALVE, MISC	YEARS	PART NO.	DESCRIPTION
16	Keeper	59	VK-174 Std Only	Loc. Exh.; 4 groove
16	Keeper	59	VK-174R Std Only	Loc. Exh.; 4 groove; Hardened
16	Keeper	59	VK-66 Std Only	Loc. Int.; 2 groove
16	Keeper	59	VK-66R Std Only	Loc. Int.; 2 groove; Hardened
16	Spring Insert	59	259-103C Std Only	.015"; ID 1.030"; Carton of 100
16	Spring Insert	59	259-103B Std Only	.030"; ID 1.030"; Carton of 100
16	Spring Insert	59	259-103BRS Std Only	.030"; ID 1.030"; Carton of 500
16	Spring Insert	59	259-103A Std Only	.060"; ID 1.030"; Carton of 100
16	Spring Insert	59	259-103ARS Std Only	.060"; ID 1.030"; Carton of 500
QTY	PISTON	YEARS	PART NO.	DESCRIPTION
8	Cast Piston	59	366AP Std-20-30-40-60	VINTAGE; Cast; 1.0939" Pin Dia.; 2 Rings 5/64 Groove, 1 Ring 3/16 Groove, 1.848 CD, Flat Head - 8.4:1 C.R.
8	Cast Piston - Individual	59	W366NP Std-20-30-40-60	VINTAGE; Cast; 1.0939" Pin Dia.; 2 Rings 5/64 Groove, 1 Ring 3/16 Groove, 1.848 CD, Flat Head - 8.4:1 C.R.
QTY	RINGS	YEARS	PART NO.	DESCRIPTION
1	Premium Set	59	E-233K Std-20-30-40-60	2-5/64, 1-3/16; Premium Moly
1	Standard Set	59	E-233X Std-20-30-40-60	2-5/64, 1-3/16; Iron
QTY	ENGINE BEARINGS	YEARS	PART NO.	DESCRIPTION
1	Main Set	59	4094M Std-10-20-30-40-60	VINTAGE; 3.453" max. flange OD
1	Main Set	59	4924MA Std-10-20-30	VINTAGE; A-Series aluminum bearings ; Partial grooved; 3.624" max. flange OD
1	Rod Set	59	8-2320CP Std-10-20-30-40-50	VINTAGE; 8-2320CA 60 avail. as unplated & resizeable
1	Rod Set	59	8-2320CA 60 60	VINTAGE; Unplated & resizeable
8	Rod Pair	59	2320CP Std-1-10-20-30-40-50	VINTAGE
1	Cam Set	59	1453M Std Only	VINTAGE; Babbitt material; Full round design

VALVE TRAIN

VALVE TRAIN

BLOCK

BLOCK

(continued on next page)

Chrysler Car (Incl. Chrysler, DeSoto, Dodge, Plymouth)

383 6.3L (6277cc) OHV V8 (16 Valve), 4.25" Bore (Chrysler Eng.), 2-4 Bbl. "Eng. Code MS3" 1959 133
(cont.)

BLOCK	QTY	OIL PUMP	YEARS	PART NO.	DESCRIPTION
	1	Oil Pump	59	224-43366A	VINTAGE; High Pressure; Use original cover plate on Eng. with canister oil filter
	1	Oil Pump	59	224-4174V	VINTAGE; High-Volume; Use original cover plate on Eng. w/canister oil filter
	1	Oil Pump	59	224-4174	VINTAGE; Use original cover plate on Eng. w/canister oil filter
	1	Pump Repair Kit	59	224-5174	VINTAGE
	1	Inter. Shaft	59	224-6174	VINTAGE
QTY	GASKETS	YEARS	PART NO.	DESCRIPTION	
1	Valley Pan Gasket Set	59	260-4034	Premium set; Performance manifold gskts. incl.	
1	Valley Pan Gasket Set	59	260-4019	VINTAGE; Canadian Built eng.	
1	Valley Pan Gasket Set	59	260-4011	VINTAGE; Exc. Canadian Built eng.	
QTY	FREEZE PLUGS	YEARS	PART NO.	DESCRIPTION	
1	Brass Block Plug Kit	59	381-8011	VINTAGE	
1	Steel Block Plug Kit	59	381-4031	VINTAGE	
1	Brass Deep Cup Freeze Plug	59	381-9001	VINTAGE; 1.625" Diameter	
1	Steel Deep Cup Freeze Plug	59	381-3041	1.625" Diameter	
1	Steel Deep Cup Freeze Plug	59	381-3084	2.141" Diameter	

383 6.3L (6277cc) OHV V8 (16 Valve), 4.25" Bore (Chrysler Eng.), 4 Bbl. "Eng. Code MS3" 1959 134

VALVE TRAIN	QTY	TIMING	YEARS	PART NO.	DESCRIPTION
	1	3 Piece Set	59	KT3-168S	VINTAGE; Incl. rlr. type chain; (1) 222-168; (1) 223-339; (1) 223-380
	1	3 Piece Set	59	KT3-495S	VINTAGE; Incl. silent type chain; (1) 222-495; (1) 223-290; (1) 223-291
	1	Timing Chain	59	222-168	Double rlr.; 66 Links
	1	Timing Chain	59	222-495	Silent type; 50 Links
	1	Crank Sprocket	59	223-291	Use w/silent type chain; 19 Teeth
QTY	CAMSHAFT/LIFTER	YEARS	PART NO.	DESCRIPTION	
1	Camshaft	59	CS-327	VINTAGE; Exc. Hi-Perf.; Hydraulic, (050) Duration at .050 Lobe Lift, 209 Exh., 206 Int., 113 Degrees Lobe Separation	
1	Prelube		55-403 Std Only	1.5 oz. packet	
1	Prelube		55-400 Std Only	4 oz. bottle; 1.5 oz. packet No. 55-403 also avail.	
16	Lifter	59	HT-812 Std Only	VINTAGE; Hyd.; 1.830" - 1.860" Length	
16	Lifter, Bulk	59	HT-812B Std Only	VINTAGE; Hyd.; Carton of 117; 1.830" - 1.860" Length	
QTY	PUSH ROD	YEARS	PART NO.	DESCRIPTION	
16	Push Rod	59	RP-3031 Std Only	VINTAGE; 8.6450" O.A.L.	
16	Push Rod	59	RP-3034 Std Only	VINTAGE; 9.3750" O.A.L.	
QTY	VALVE	YEARS	PART NO.	DESCRIPTION	
8	Exhaust	59	V-1339 Std Only	VINTAGE; 1.5980" Head Dia., 0.3715" Stem Dia., 4.8900" O.A.L.	
8	Intake	59	V-1386 Std Only	VINTAGE; 2.0800" Head Dia., 0.3725" Stem Dia., 4.8685" O.A.L.	
QTY	VALVE SEAL	YEARS	PART NO.	DESCRIPTION	
16	Valve Stem Seal	59	ST-2002 Std Only	Use w/O.E. guide; Installation requires valve guide machining; (PLY) Polyacrylate	
16	Valve Stem Seal	59	ST-2014 Std Only	Use w/repair guide; Positive type; Installation requires valve guide machining; (TFL) PTFE	
8	Valve Stem Seal	59	MV-1707C Std Only	VINTAGE; Loc. Exhaust; Umbrella type; (NTRL) Nitrile	
8	Valve Stem Seal	59	MV-1707C Std Only	VINTAGE; Loc. Intake; Umbrella type; (NTRL) Nitrile	
8	Valve Stem Seal Bulk	59	MV-1707 Std Only	Loc. Exhaust; Umbrella type; Carton of 100; (NTRL) Nitrile	
8	Valve Stem Seal Bulk	59	MV-1707 Std Only	Loc. Intake; Umbrella type; Carton of 100; (NTRL) Nitrile	
16	Valve Stem Seal Bulk	59	ST-2002BC Std Only	Use w/O.E. guide; Positive type; Installation requires valve guide machining; Carton of 100; (PLY) Polyacrylate	
16	Valve Stem Seal Bulk	59	ST-2014BC Std Only	Use w/repair guide; Positive type; Installation requires valve guide machining; Carton of 100; (TFL) PTFE	
QTY	VALVE SEAT	YEARS	PART NO.	DESCRIPTION	
8	Seat	59	245-1875-1 Std Only	Loc. Exh.; 1.8810" OD, 1.6100" ID, 0.2485" Depth	
8	Seat	59	245-1875-1N Std Only	Loc. Exh.; Premium Material; 1.8810" OD, 1.6100" ID, 0.2485" Depth	
8	Seat	59	245-2250-1 Std Only	Loc. Int.; Machine ID to fit; 2.2555" OD, 1.9375" ID, 0.1855" Depth	
QTY	VALVE, MISC	YEARS	PART NO.	DESCRIPTION	
16	Keeper	59	VK-174 Std Only	Loc. Exh.; 4 groove	
16	Keeper	59	VK-174R Std Only	Loc. Exh.; 4 groove; Hardened	
16	Keeper	59	VK-66 Std Only	Loc. Int.; 2 groove	
16	Keeper	59	VK-66R Std Only	Loc. Int.; 2 groove; Hardened	
16	Spring Insert	59	259-103C Std Only	.015"; ID 1.030"; Carton of 100	

(continued on next page)

Chrysler Car (Incl. Chrysler, DeSoto, Dodge, Plymouth)

134 383 6.3L (6277cc) OHV V8 (16 Valve), 4.25" Bore (Chrysler Eng.), 4 Bbl. "Eng. Code MS3" 1959
(cont.)

QTY	VALVE, MISC (cont.)	YEARS	PART NO.	DESCRIPTION
16	Spring Insert	59	259-103B Std Only	.030"; ID 1.030"; Carton of 100
16	Spring Insert	59	259-103BRS Std Only	.030"; ID 1.030"; Carton of 500
16	Spring Insert	59	259-103A Std Only	.060"; ID 1.030"; Carton of 100
16	Spring Insert	59	259-103ARS Std Only	.060"; ID 1.030"; Carton of 500
QTY	PISTON	YEARS	PART NO.	DESCRIPTION
8	Cast Piston	59	366AP Std-20-30-40-60	VINTAGE; Cast; 1.0939" Pin Dia.; 2 Rings 5/64 Groove, 1 Ring 3/16 Groove, 1.848 CD, Flat Head - 8.4:1 C.R.
8	Cast Piston - Individual	59	W366NP Std-20-30-40-60	VINTAGE; Cast; 1.0939" Pin Dia.; 2 Rings 5/64 Groove, 1 Ring 3/16 Groove, 1.848 CD, Flat Head - 8.4:1 C.R.
QTY	RINGS	YEARS	PART NO.	DESCRIPTION
1	Premium Set	59	E-233K Std-20-30-40-60	2-5/64, 1-3/16; Premium Moly
1	Standard Set	59	E-233X Std-20-30-40-60	2-5/64, 1-3/16; Iron
QTY	ENGINE BEARINGS	YEARS	PART NO.	DESCRIPTION
1	Main Set	59	4094M Std-10-20-30-40-60	VINTAGE; 3.453" max. flange OD
1	Main Set	59	4924MA Std-10-20-30	VINTAGE; A-Series aluminum bearings ; Partial grooved; 3.624" max. flange OD
1	Rod Set	59	8-2320CP Std-10-20-30-40-50	VINTAGE; 8-2320CA 60 avail. as unplated & resizeable
1	Rod Set	59	8-2320CA 60 60	VINTAGE; Unplated & resizeable
8	Rod Pair	59	2320CP Std-1-10-20-30-40-50	VINTAGE
1	Cam Set	59	1453M Std Only	VINTAGE; Babbitt material; Full round design
QTY	OIL PUMP	YEARS	PART NO.	DESCRIPTION
1	Oil Pump	59	224-43366A	VINTAGE; High Pressure; Use original cover plate on Eng. with canister oil filter
1	Oil Pump	59	224-4174V	VINTAGE; High-Volume; Use original cover plate on Eng. w/canister oil filter
1	Oil Pump	59	224-4174	VINTAGE; Use original cover plate on Eng. w/canister oil filter
1	Pump Repair Kit	59	224-5174	VINTAGE
1	Inter. Shaft	59	224-6174	VINTAGE
QTY	GASKETS	YEARS	PART NO.	DESCRIPTION
1	Valley Pan Gasket Set	59	260-4034	Premium set; Performance manifold gsks. incl.
1	Valley Pan Gasket Set	59	260-4019	VINTAGE; Canadian Built eng.
1	Valley Pan Gasket Set	59	260-4011	VINTAGE; Exc. Canadian Built eng.
QTY	FREEZE PLUGS	YEARS	PART NO.	DESCRIPTION
1	Brass Block Plug Kit	59	381-8011	VINTAGE
1	Steel Block Plug Kit	59	381-4031	VINTAGE
1	Brass Deep Cup Freeze Plug	59	381-9001	VINTAGE; 1.625" Diameter
1	Steel Deep Cup Freeze Plug	59	381-3041	1.625" Diameter
1	Steel Deep Cup Freeze Plug	59	381-3084	2.141" Diameter

135 383 6.3L (6277cc) OHV V8 (16 Valve), 4.25" Bore (Chrysler Eng.), 2 Bbl. "Eng. Code P38" 1960

QTY	TIMING	YEARS	PART NO.	DESCRIPTION
1	3 Piece Set	60	KT3-168S	VINTAGE; Incl. rlr. type chain; (1) 222-168; (1) 223-339; (1) 223-380
1	3 Piece Set	60	KT3-495S	VINTAGE; Incl. silent type chain; (1) 222-495; (1) 223-290; (1) 223-291
1	Timing Chain	60	222-168	Double rlr.; 66 Links
1	Timing Chain	60	222-495	Silent type; 50 Links
1	Crank Sprocket	60	223-291	Use w/silent type chain; 19 Teeth
QTY	CAMSHAFT/LIFTER	YEARS	PART NO.	DESCRIPTION
1	Camshaft	60	CS-327	VINTAGE; Exc. Hi-Perf.; Hydraulic, (050) Duration at .050 Lobe Lift, 209 Exh., 206 Int., 113 Degrees Lobe Separation
1	Prelube		55-403 Std Only	1.5 oz. packet
1	Prelube		55-400 Std Only	4 oz. bottle; 1.5 oz. packet No. 55-403 also avail.
16	Lifter	60	HT-812 Std Only	VINTAGE; Hyd.; 1.830" - 1.860" Length
16	Lifter, Bulk	60	HT-812B Std Only	VINTAGE; Hyd.; Carton of 117; 1.830" - 1.860" Length
QTY	PUSH ROD	YEARS	PART NO.	DESCRIPTION
16	Push Rod	60	RP-3031 Std Only	VINTAGE; 8.6450" O.A.L.
16	Push Rod	60	RP-3034 Std Only	VINTAGE; 9.3750" O.A.L.
QTY	VALVE	YEARS	PART NO.	DESCRIPTION
8	Exhaust	60	V-1339 Std Only	VINTAGE; 1.5980" Head Dia., 0.3715" Stem Dia., 4.8900" O.A.L.
8	Intake	60	V-1386 Std Only	DeSoto Adventurer Base; VINTAGE; 2.0800" Head Dia., 0.3725" Stem Dia., 4.8685" O.A.L.
QTY	VALVE SPRING	YEARS	PART NO.	DESCRIPTION
16	Spring	60	VS-673 Std Only	VINTAGE; 2.5800" Free Height

(continued on next page)

Chrysler Car (Incl. Chrysler, DeSoto, Dodge, Plymouth)

383 6.3L (6277cc) OHV V8 (16 Valve), 4.25" Bore (Chrysler Eng.), 2 Bbl. "Eng. Code P38" 1960 135
(cont.)

QTY	VALVE SEAL	YEARS	PART NO.	DESCRIPTION
16	Valve Stem Seal	60	ST-2002 Std Only	Use w/O.E. guide; Installation requires valve guide machining; (PLY) Polyacrylate
16	Valve Stem Seal	60	ST-2014 Std Only	Use w/repair guide; Positive type; Installation requires valve guide machining; (TFL) PTFE
8	Valve Stem Seal	60	MV-1707C Std Only	VINTAGE; Loc. Exhaust; Umbrella type; (NTRL) Nitrile
8	Valve Stem Seal	60	MV-1707C Std Only	VINTAGE; Loc. Intake; Umbrella type; (NTRL) Nitrile
8	Valve Stem Seal Bulk	60	MV-1707 Std Only	Loc. Exhaust; Umbrella type; Carton of 100; (NTRL) Nitrile
8	Valve Stem Seal Bulk	60	MV-1707 Std Only	Loc. Intake; Umbrella type; Carton of 100; (NTRL) Nitrile
16	Valve Stem Seal Bulk	60	ST-2002BC Std Only	Use w/O.E. guide; Positive type; Installation requires valve guide machining; Carton of 100; (PLY) Polyacrylate
16	Valve Stem Seal Bulk	60	ST-2014BC Std Only	Use w/repair guide; Positive type; Installation requires valve guide machining; Carton of 100; (TFL) PTFE
QTY	VALVE SEAT	YEARS	PART NO.	DESCRIPTION
8	Seat	60	245-1875-1 Std Only	Loc. Exh.; 1.8810" OD, 1.6100" ID, 0.2485" Depth
8	Seat	60	245-1875-1N Std Only	Loc. Exh.; Premium Material; 1.8810" OD, 1.6100" ID, 0.2485" Depth
8	Seat	60	245-2250-1 Std Only	Loc. Int.; Machine ID to fit; 2.2555" OD, 1.9375" ID, 0.1855" Depth
QTY	VALVE, MISC	YEARS	PART NO.	DESCRIPTION
16	Keeper	60	VK-174 Std Only	Loc. Exh.; 4 groove
16	Keeper	60	VK-174R Std Only	Loc. Exh.; 4 groove; Hardened
16	Keeper	60	VK-66 Std Only	Loc. Int.; 2 groove
16	Keeper	60	VK-66R Std Only	Loc. Int.; 2 groove; Hardened
16	Spring Insert	60	259-103C Std Only	.015"; ID 1.030"; Carton of 100
16	Spring Insert	60	259-103B Std Only	.030"; ID 1.030"; Carton of 100
16	Spring Insert	60	259-103BRS Std Only	.030"; ID 1.030"; Carton of 500
16	Spring Insert	60	259-103A Std Only	.060"; ID 1.030"; Carton of 100
16	Spring Insert	60	259-103ARS Std Only	.060"; ID 1.030"; Carton of 500
QTY	PISTON	YEARS	PART NO.	DESCRIPTION
8	Cast Piston	60	366AP Std-20-30-40-60	VINTAGE; Cast; 1.0939" Pin Dia.; 2 Rings 5/64 Groove, 1 Ring 3/16 Groove, 1.848 CD, Flat Head - 8.4:1 C.R.
8	Cast Piston - Individual	60	W366NP Std-20-30-40-60	VINTAGE; Cast; 1.0939" Pin Dia.; 2 Rings 5/64 Groove, 1 Ring 3/16 Groove, 1.848 CD, Flat Head - 8.4:1 C.R.
QTY	RINGS	YEARS	PART NO.	DESCRIPTION
1	Premium Set	60	E-233K Std-20-30-40-60	2-5/64, 1-3/16; Premium Moly
1	Standard Set	60	E-233X Std-20-30-40-60	2-5/64, 1-3/16; Iron
QTY	ENGINE BEARINGS	YEARS	PART NO.	DESCRIPTION
1	Main Set	60	4094M Std-10-20-30-40-60	VINTAGE; 3.453" max. flange OD
1	Main Set	60	4924MA Std-10-20-30	VINTAGE; A-Series aluminum bearings ; Partial grooved; 3.624" max. flange OD
1	Rod Set	60	8-2320CP Std-10-20-30-40-50	VINTAGE; 8-2320CA 60 avail. as unplated & resizeable
1	Rod Set	60	8-2320CA 60 60	VINTAGE; Unplated & resizeable
8	Rod Pair	60	2320CP Std-1-10-20-30-40-50	VINTAGE
1	Cam Set	60	1453M Std Only	VINTAGE; Babbitt material; Full round design
QTY	OIL PUMP	YEARS	PART NO.	DESCRIPTION
1	Oil Pump	60	224-43366A	VINTAGE; High Pressure; Use original cover plate on Engs. with canister oil filter
1	Oil Pump	60	224-4174V	VINTAGE; High-Volume; Use original cover plate on Engs. w/canister oil filter
1	Oil Pump	60	224-4174	VINTAGE; Use original cover plate on Engs. w/canister oil filter
1	Pump Repair Kit	60	224-5174	VINTAGE
1	Inter. Shaft	60	224-6174	VINTAGE
QTY	GASKETS	YEARS	PART NO.	DESCRIPTION
1	Valley Pan Gasket Set	60	260-4034	Premium set; Performance manifold gskts. incl.
1	Valley Pan Gasket Set	60	260-4019	VINTAGE; Canadian Built eng.
1	Valley Pan Gasket Set	60	260-4011	VINTAGE; Exc. Canadian Built eng.
QTY	FREEZE PLUGS	YEARS	PART NO.	DESCRIPTION
1	Brass Block Plug Kit	60	381-8011	VINTAGE
1	Steel Block Plug Kit	60	381-4031	VINTAGE
1	Brass Deep Cup Freeze Plug	60	381-9001	VINTAGE; 1.625" Diameter
1	Steel Deep Cup Freeze Plug	60	381-3041	1.625" Diameter
1	Steel Deep Cup Freeze Plug	60	381-3084	2.141" Diameter
383 6.3L (6277cc) OHV V8 (16 Valve), 4.25" Bore (Chrysler Eng.), 2-4 Bbl. "Eng. Code P38" 1960 136				
QTY	TIMING	YEARS	PART NO.	DESCRIPTION
1	3 Piece Set	60	KT3-168S	VINTAGE; Incl. rlr. type chain; (1) 222-168; (1) 223-339; (1) 223-380

(continued on next page)

Chrysler Car (Incl. Chrysler, DeSoto, Dodge, Plymouth)

136 383 6.3L (6277cc) OHV V8 (16 Valve), 4.25" Bore (Chrysler Eng.), 2-4 Bbl. "Eng. Code P38" 1960
(cont.)

QTY	TIMING (cont.)	YEARS	PART NO.	DESCRIPTION
1	3 Piece Set	60	KT3-495S	VINTAGE; Incl. silent type chain; (1) 222-495; (1) 223-290; (1) 223-291
1	Timing Chain	60	222-168	Double rlr.; 66 Links
1	Timing Chain	60	222-495	Silent type; 50 Links
1	Crank Sprocket	60	223-291	Use w/silent type chain; 19 Teeth
QTY	CAMSHAFT/LIFTER	YEARS	PART NO.	DESCRIPTION
1	Camshaft	60	CS-327	VINTAGE; Hydraulic, (050) Duration at .050 Lobe Lift, 209 Exh., 206 Int., 113 Degrees Lobe Separation
1	Prelube		55-403 Std Only	1.5 oz. packet
1	Prelube		55-400 Std Only	4 oz. bottle; 1.5 oz. packet No. 55-403 also avail.
16	Lifter	60	HT-812 Std Only	VINTAGE; Hyd.; 1.830" - 1.860" Length
16	Lifter, Bulk	60	HT-812B Std Only	VINTAGE; Hyd.; Carton of 117; 1.830" - 1.860" Length
QTY	PUSH ROD	YEARS	PART NO.	DESCRIPTION
16	Push Rod	60	RP-3031 Std Only	VINTAGE; 8.6450" O.A.L.
16	Push Rod	60	RP-3034 Std Only	VINTAGE; 9.3750" O.A.L.
16	Push Rod	60	RP-3031 Std Only	VINTAGE; Exc. Hi-Perf. Eng.; 8.6450" O.A.L.
QTY	ROCKER PARTS	YEARS	PART NO.	DESCRIPTION
8	Arm	60	R-829 Std Only	VINTAGE; Loc. L.H.
8	Arm	60	R-828 Std Only	VINTAGE; Loc. R.H.
2	Rocker Shaft	60	RS-612 Std Only	VINTAGE
QTY	VALVE	YEARS	PART NO.	DESCRIPTION
8	Exhaust	60	V-1339 Std Only	VINTAGE; 1.5980" Head Dia., 0.3715" Stem Dia., 4.8900" O.A.L.
8	Intake	60	V-1386 Std Only	VINTAGE; 2.0800" Head Dia., 0.3725" Stem Dia., 4.8685" O.A.L.
QTY	VALVE SPRING	YEARS	PART NO.	DESCRIPTION
16	Spring	60	VS-673 Std Only	VINTAGE; 2.5800" Free Height
QTY	VALVE SEAL	YEARS	PART NO.	DESCRIPTION
16	Valve Stem Seal	60	ST-2002 Std Only	Exc. Eng. w/double valve springs; Installation requires valve guide machining; (PLY) Polyacrylate
16	Valve Stem Seal	60	ST-2002 Std Only	Use w/O.E. guide; Installation requires valve guide machining; (PLY) Polyacrylate
16	Valve Stem Seal	60	ST-2014 Std Only	Use w/repair guide; Positive type; Installation requires valve guide machining; (TFL) PTFE
8	Valve Stem Seal	60	MV-1707C Std Only	VINTAGE; Loc. Exhaust; Umbrella type; (NTRL) Nitrile
8	Valve Stem Seal	60	MV-1707C Std Only	VINTAGE; Loc. Intake; Umbrella type; (NTRL) Nitrile
16	Valve Stem Seal	60	MV-1707C Std Only	VINTAGE; Umbrella type; (NTRL) Nitrile
16	Valve Stem Seal Bulk	60	ST-2002BC Std Only	Exc. Eng. w/double valve springs; Positive type; Installation requires valve guide machining; Carton of 100; (PLY) Polyacrylate
8	Valve Stem Seal Bulk	60	MV-1707 Std Only	Loc. Exhaust; Umbrella type; Carton of 100; (NTRL) Nitrile
8	Valve Stem Seal Bulk	60	MV-1707 Std Only	Loc. Intake; Umbrella type; Carton of 100; (NTRL) Nitrile
16	Valve Stem Seal Bulk	60	MV-1707 Std Only	Umbrella type; Carton of 100; (NTRL) Nitrile
16	Valve Stem Seal Bulk	60	ST-2002BC Std Only	Use w/O.E. guide; Positive type; Installation requires valve guide machining; Carton of 100; (PLY) Polyacrylate
16	Valve Stem Seal Bulk	60	ST-2014BC Std Only	Use w/repair guide; Positive type; Installation requires valve guide machining; Carton of 100; (TFL) PTFE
QTY	VALVE SEAT	YEARS	PART NO.	DESCRIPTION
8	Seat	60	245-1750-2 Std Only	Loc. Exh.; 1.7550" OD, 1.5000" ID, 0.2160" Depth
8	Seat	60	245-1875-1 Std Only	Loc. Exh.; 1.8810" OD, 1.6100" ID, 0.2485" Depth
8	Seat	60	245-1750-2N Std Only	Loc. Exh.; Premium Material; 1.7550" OD, 1.5000" ID, 0.2160" Depth
8	Seat	60	245-1875-1N Std Only	Loc. Exh.; Premium Material; 1.8810" OD, 1.6100" ID, 0.2485" Depth
8	Seat	60	245-2250-1 Std Only	Loc. Int.; Machine ID to fit; 2.2555" OD, 1.9375" ID, 0.1855" Depth
QTY	VALVE, MISC	YEARS	PART NO.	DESCRIPTION
16	Keeper	60	VK-174 Std Only	Loc. Exh.; 4 groove
16	Keeper	60	VK-174R Std Only	Loc. Exh.; 4 groove; Hardened
16	Keeper	60	VK-66 Std Only	Loc. Int.; 2 groove
16	Keeper	60	VK-66R Std Only	Loc. Int.; 2 groove; Hardened
16	Spring Insert	60	259-103C Std Only	.015"; ID 1.030"; Carton of 100
16	Spring Insert	60	259-103B Std Only	.030"; ID 1.030"; Carton of 100
16	Spring Insert	60	259-103BRS Std Only	.030"; ID 1.030"; Carton of 500
16	Spring Insert	60	259-103A Std Only	.060"; ID 1.030"; Carton of 100
16	Spring Insert	60	259-103ARS Std Only	.060"; ID 1.030"; Carton of 500
QTY	PISTON	YEARS	PART NO.	DESCRIPTION
8	Cast Piston	60	366AP Std-20-30-40-60	VINTAGE; Cast; 1.0939" Pin Dia.; 2 Rings 5/64 Groove, 1 Ring 3/16 Groove, 1.848 CD, Flat Head - 8.4:1 C.R.

VALVE TRAIN

VALVE TRAIN

(continued on next page)

Chrysler Car (Incl. Chrysler, DeSoto, Dodge, Plymouth)

383 6.3L (6277cc) OHV V8 (16 Valve), 4.25" Bore (Chrysler Eng.), 2-4 Bbl. "Eng. Code P38" 1960 136
(cont.)

QTY	PISTON (cont.)	YEARS	PART NO.	DESCRIPTION
8	Cast Piston - Individual	60	W366NP Std-20-30-40-60	VINTAGE; Cast; 1.0939" Pin Dia.; 2 Rings 5/64 Groove, 1 Ring 3/16 Groove, 1.848 CD, Flat Head - 8.4:1 C.R.
8	Pin	60	P-1940 Std-3	VINTAGE; 0.6340" Inside Dia., 1.0935" Outside Dia.
QTY	RINGS	YEARS	PART NO.	DESCRIPTION
1	Premium Set	60	E-233K Std-20-30-40-60	2-5/64, 1-3/16; Premium Moly
1	Standard Set	60	E-233X Std-20-30-40-60	2-5/64, 1-3/16; Iron
QTY	ENGINE BEARINGS	YEARS	PART NO.	DESCRIPTION
1	Main Set	60	4094M Std-10-20-30-40-60	VINTAGE; 3.453" max. flange OD
1	Main Set	60	4924MA Std-10-20-30	VINTAGE; A-Series aluminum bearings ; Partial grooved; 3.624" max. flange OD
1	Rod Set	60	8-2320CP Std-10-20-30-40-50	VINTAGE; 8-2320CA 60 avail. as unplated & resizeable
1	Rod Set	60	8-2320CA 60 60	VINTAGE; Unplated & resizeable
8	Rod Pair	60	2320CP Std-1-10-20-30-40-50	VINTAGE
1	Cam Set	60	1453M Std Only	VINTAGE; Babbitt material; Full round design
QTY	OIL PUMP	YEARS	PART NO.	DESCRIPTION
1	Oil Pump	60	224-43366A	VINTAGE; High Pressure; Use original cover plate on Eng. with canister oil filter
1	Oil Pump	60	224-4174V	VINTAGE; High-Volume; Use original cover plate on Eng. w/canister oil filter
1	Oil Pump	60	224-4174	VINTAGE; Use original cover plate on Eng. w/canister oil filter
1	Pump Repair Kit	60	224-5174	VINTAGE
1	Inter. Shaft	60	224-6174	VINTAGE
QTY	GASKETS	YEARS	PART NO.	DESCRIPTION
1	Valley Pan Gasket Set	60	260-4034	Premium set; Performance manifold gskts. incl.
1	Valley Pan Gasket Set	60	260-4019	VINTAGE; Canadian Built eng.
1	Valley Pan Gasket Set	60	260-4011	VINTAGE; Exc. Canadian Built eng.
QTY	FREEZE PLUGS	YEARS	PART NO.	DESCRIPTION
1	Brass Block Plug Kit	60	381-8011	VINTAGE
1	Steel Block Plug Kit	60	381-4031	VINTAGE
1	Brass Deep Cup Freeze Plug	60	381-9001	VINTAGE; 1.625" Diameter
1	Steel Deep Cup Freeze Plug	60	381-3041	1.625" Diameter
1	Steel Deep Cup Freeze Plug	60	381-3084	2.141" Diameter

383 6.3L (6277cc) OHV V8 (16 Valve), 4.25" Bore (Chrysler Eng.), 4 Bbl. "Eng. Code P38" 1960 137

QTY	TIMING	YEARS	PART NO.	DESCRIPTION
1	3 Piece Set	60	KT3-168S	VINTAGE; Incl. rlr. type chain; (1) 222-168; (1) 223-339; (1) 223-380
1	3 Piece Set	60	KT3-495S	VINTAGE; Incl. silent type chain; (1) 222-495; (1) 223-290; (1) 223-291
1	Timing Chain	60	222-168	Double rlr.; 66 Links
1	Timing Chain	60	222-495	Silent type; 50 Links
1	Crank Sprocket	60	223-291	Use w/silent type chain; 19 Teeth
QTY	CAMSHAFT/LIFTER	YEARS	PART NO.	DESCRIPTION
1	Camshaft	60	CS-327	DeSoto Adventurer Base; VINTAGE; Exc. Hi-Perf.; Hydraulic, (050) Duration at .050 Lobe Lift, 209 Exh., 206 Int., 113 Degrees Lobe Separation
1	Camshaft	60	CS-327	VINTAGE; Hydraulic, (050) Duration at .050 Lobe Lift, 209 Exh., 206 Int., 113 Degrees Lobe Separation
1	Prelube		55-403 Std Only	1.5 oz. packet
1	Prelube		55-400 Std Only	4 oz. bottle; 1.5 oz. packet No. 55-403 also avail.
16	Lifter	60	HT-812 Std Only	VINTAGE; Hyd.; 1.830" - 1.860" Length
16	Lifter, Bulk	60	HT-812B Std Only	VINTAGE; Hyd.; Carton of 117; 1.830" - 1.860" Length
QTY	PUSH ROD	YEARS	PART NO.	DESCRIPTION
16	Push Rod	60	RP-3031 Std Only	VINTAGE; 8.6450" O.A.L.
16	Push Rod	60	RP-3034 Std Only	VINTAGE; 9.3750" O.A.L.
16	Push Rod	60	RP-3031 Std Only	VINTAGE; Exc. Hi-Perf. Eng.; 8.6450" O.A.L.
QTY	ROCKER PARTS	YEARS	PART NO.	DESCRIPTION
8	Arm	60	R-829 Std Only	VINTAGE; Loc. L.H.
8	Arm	60	R-828 Std Only	VINTAGE; Loc. R.H.
2	Rocker Shaft	60	RS-612 Std Only	VINTAGE
QTY	VALVE	YEARS	PART NO.	DESCRIPTION
8	Exhaust	60	V-1339 Std Only	VINTAGE; 1.5980" Head Dia., 0.3715" Stem Dia., 4.8900" O.A.L.
8	Intake	60	V-1386 Std Only	VINTAGE; 2.0800" Head Dia., 0.3725" Stem Dia., 4.8685" O.A.L.
QTY	VALVE SPRING	YEARS	PART NO.	DESCRIPTION
16	Spring	60	VS-673 Std Only	VINTAGE; 2.5800" Free Height

(continued on next page)

Chrysler Car (Incl. Chrysler, DeSoto, Dodge, Plymouth)

137 383 6.3L (6277cc) OHV V8 (16 Valve), 4.25" Bore (Chrysler Eng.), 4 Bbl. "Eng. Code P38" 1960
(cont.)

QTY	VALVE SEAL	YEARS	PART NO.	DESCRIPTION
16	Valve Stem Seal	60	ST-2002 Std Only	Dodge D500 Base; Exc. Eng. w/double valve springs; Installation requires valve guide machining; (PLY) Polyacrylate
16	Valve Stem Seal	60	ST-2002 Std Only	Use w/O.E. guide; Installation requires valve guide machining; (PLY) Polyacrylate
16	Valve Stem Seal	60	ST-2014 Std Only	Use w/repair guide; Positive type; Installation requires valve guide machining; (TFL) PTFE
8	Valve Stem Seal	60	MV-1707C Std Only	VINTAGE; Loc. Exhaust; Umbrella type; (NTRL) Nitrile
8	Valve Stem Seal	60	MV-1707C Std Only	VINTAGE; Loc. Intake; Umbrella type; (NTRL) Nitrile
16	Valve Stem Seal	60	MV-1707C Std Only	Dodge D500 Base; VINTAGE; Umbrella type; (NTRL) Nitrile
16	Valve Stem Seal Bulk	60	ST-2002BC Std Only	Dodge D500 Base; Exc. Eng. w/double valve springs; Positive type; Installation requires valve guide machining; Carton of 100; (PLY) Polyacrylate
8	Valve Stem Seal Bulk	60	MV-1707 Std Only	Loc. Exhaust; Umbrella type; Carton of 100; (NTRL) Nitrile
8	Valve Stem Seal Bulk	60	MV-1707 Std Only	Loc. Intake; Umbrella type; Carton of 100; (NTRL) Nitrile
16	Valve Stem Seal Bulk	60	MV-1707 Std Only	Dodge D500 Base; Umbrella type; Carton of 100; (NTRL) Nitrile
16	Valve Stem Seal Bulk	60	ST-2002BC Std Only	Use w/O.E. guide; Positive type; Installation requires valve guide machining; Carton of 100; (PLY) Polyacrylate
16	Valve Stem Seal Bulk	60	ST-2014BC Std Only	Use w/repair guide; Positive type; Installation requires valve guide machining; Carton of 100; (TFL) PTFE
QTY	VALVE SEAT	YEARS	PART NO.	DESCRIPTION
8	Seat	60	245-1750-2 Std Only	Loc. Exh.; 1.7550" OD, 1.5000" ID, 0.2160" Depth
8	Seat	60	245-1875-1 Std Only	Loc. Exh.; 1.8810" OD, 1.6100" ID, 0.2485" Depth
8	Seat	60	245-1750-2N Std Only	Loc. Exh.; Premium Material; 1.7550" OD, 1.5000" ID, 0.2160" Depth
8	Seat	60	245-1875-1N Std Only	Loc. Exh.; Premium Material; 1.8810" OD, 1.6100" ID, 0.2485" Depth
8	Seat	60	245-2250-1 Std Only	Loc. Int.; Machine ID to fit; 2.2555" OD, 1.9375" ID, 0.1855" Depth
QTY	VALVE, MISC	YEARS	PART NO.	DESCRIPTION
16	Keeper	60	VK-174 Std Only	Loc. Exh.; 4 groove
16	Keeper	60	VK-174R Std Only	Loc. Exh.; 4 groove; Hardened
16	Keeper	60	VK-66 Std Only	Loc. Int.; 2 groove
16	Keeper	60	VK-66R Std Only	Loc. Int.; 2 groove; Hardened
16	Spring Insert	60	259-103C Std Only	.015"; ID 1.030"; Carton of 100
16	Spring Insert	60	259-103B Std Only	.030"; ID 1.030"; Carton of 100
16	Spring Insert	60	259-103BRS Std Only	.030"; ID 1.030"; Carton of 500
16	Spring Insert	60	259-103A Std Only	.060"; ID 1.030"; Carton of 100
16	Spring Insert	60	259-103ARS Std Only	.060"; ID 1.030"; Carton of 500
QTY	PISTON	YEARS	PART NO.	DESCRIPTION
8	Cast Piston	60	366AP Std-20-30-40-60	VINTAGE; Cast; 1.0939" Pin Dia.; 2 Rings 5/64 Groove, 1 Ring 3/16 Groove, 1.848 CD, Flat Head - 8.4:1 C.R.
8	Cast Piston - Individual	60	W366NP Std-20-30-40-60	VINTAGE; Cast; 1.0939" Pin Dia.; 2 Rings 5/64 Groove, 1 Ring 3/16 Groove, 1.848 CD, Flat Head - 8.4:1 C.R.
8	Pin	60	P-1940 Std-3	VINTAGE; 0.6340" Inside Dia., 1.0935" Outside Dia.
QTY	RINGS	YEARS	PART NO.	DESCRIPTION
1	Premium Set	60	E-233K Std-20-30-40-60	2-5/64, 1-3/16; Premium Moly
1	Standard Set	60	E-233X Std-20-30-40-60	2-5/64, 1-3/16; Iron
QTY	ENGINE BEARINGS	YEARS	PART NO.	DESCRIPTION
1	Main Set	60	4094M Std-10-20-30-40-60	VINTAGE; 3.453" max. flange OD
1	Main Set	60	4924MA Std-10-20-30	VINTAGE; A-Series aluminum bearings ; Partial grooved; 3.624" max. flange OD
1	Rod Set	60	8-2320CP Std-10-20-30-40-50	VINTAGE; 8-2320CA 60 avail. as unplated & resizeable
1	Rod Set	60	8-2320CA 60 60	VINTAGE; Unplated & resizeable
8	Rod Pair	60	2320CP Std-1-10-20-30-40-50	VINTAGE
1	Cam Set	60	1453M Std Only	VINTAGE; Babbitt material; Full round design
QTY	OIL PUMP	YEARS	PART NO.	DESCRIPTION
1	Oil Pump	60	224-43366A	VINTAGE; High Pressure; Use original cover plate on Eng. with canister oil filter
1	Oil Pump	60	224-4174V	VINTAGE; High-Volume; Use original cover plate on Eng. w/canister oil filter
1	Oil Pump	60	224-4174	VINTAGE; Use original cover plate on Eng. w/canister oil filter
1	Pump Repair Kit	60	224-5174	VINTAGE
1	Inter. Shaft	60	224-6174	VINTAGE
QTY	GASKETS	YEARS	PART NO.	DESCRIPTION
1	Valley Pan Gasket Set	60	260-4034	Premium set; Performance manifold gskts. incl.
1	Valley Pan Gasket Set	60	260-4019	VINTAGE; Canadian Built eng.
1	Valley Pan Gasket Set	60	260-4011	VINTAGE; Exc. Canadian Built eng.

(continued on next page)

Chrysler Car (Incl. Chrysler, DeSoto, Dodge, Plymouth)

383 6.3L (6277cc) OHV V8 (16 Valve), 4.25" Bore (Chrysler Eng.), 4 Bbl. "Eng. Code P38" 1960 137
(cont.)

QTY	FREEZE PLUGS	YEARS	PART NO.	DESCRIPTION
1	Brass Block Plug Kit	60	381-8011	VINTAGE
1	Steel Block Plug Kit	60	381-4031	VINTAGE
1	Brass Deep Cup Freeze Plug	60	381-9001	VINTAGE; 1.625" Diameter
1	Steel Deep Cup Freeze Plug	60	381-3041	1.625" Diameter
1	Steel Deep Cup Freeze Plug	60	381-3084	2.141" Diameter

383 6.3L (6277cc) OHV V8 (16 Valve), 4.25" Bore (Chrysler Eng.), 2 Bbl. "Eng. Code PR38" 1960 138

QTY	TIMING	YEARS	PART NO.	DESCRIPTION
1	3 Piece Set	60	KT3-168S	VINTAGE; Incl. rlr. type chain; (1) 222-168; (1) 223-339; (1) 223-380
1	3 Piece Set	60	KT3-495S	VINTAGE; Incl. silent type chain; (1) 222-495; (1) 223-290; (1) 223-291
1	Timing Chain	60	222-168	Double rlr.; 66 Links
1	Timing Chain	60	222-495	Silent type; 50 Links
1	Crank Sprocket	60	223-291	Use w/silent type chain; 19 Teeth
QTY	CAMSHAFT/LIFTER	YEARS	PART NO.	DESCRIPTION
1	Camshaft	60	CS-327	VINTAGE; Exc. Hi-Perf.; Hydraulic, (050) Duration at .050 Lobe Lift, 209 Exh., 206 Int., 113 Degrees Lobe Separation
1	Prelube		55-403 Std Only	1.5 oz. packet
1	Prelube		55-400 Std Only	4 oz. bottle; 1.5 oz. packet No. 55-403 also avail.
16	Lifter	60	HT-812 Std Only	VINTAGE; Hyd.; 1.830" - 1.860" Length
16	Lifter, Bulk	60	HT-812B Std Only	VINTAGE; Hyd.; Carton of 117; 1.830" - 1.860" Length
QTY	PUSH ROD	YEARS	PART NO.	DESCRIPTION
16	Push Rod	60	RP-3031 Std Only	VINTAGE; 8.6450" O.A.L.
16	Push Rod	60	RP-3034 Std Only	VINTAGE; 9.3750" O.A.L.
QTY	VALVE	YEARS	PART NO.	DESCRIPTION
8	Exhaust	60	V-1339 Std Only	VINTAGE; 1.5980" Head Dia., 0.3715" Stem Dia., 4.8900" O.A.L.
QTY	VALVE SPRING	YEARS	PART NO.	DESCRIPTION
16	Spring	60	VS-673 Std Only	VINTAGE; 2.5800" Free Height
QTY	VALVE SEAL	YEARS	PART NO.	DESCRIPTION
16	Valve Stem Seal	60	ST-2002 Std Only	Use w/O.E. guide; Installation requires valve guide machining; (PLY) Polyacrylate
16	Valve Stem Seal	60	ST-2014 Std Only	Use w/repair guide; Positive type; Installation requires valve guide machining; (TFL) PTFE
8	Valve Stem Seal	60	MV-1707C Std Only	VINTAGE; Loc. Exhaust; Umbrella type; (NTRL) Nitrile
8	Valve Stem Seal	60	MV-1707C Std Only	VINTAGE; Loc. Intake; Umbrella type; (NTRL) Nitrile
8	Valve Stem Seal Bulk	60	MV-1707 Std Only	Loc. Exhaust; Umbrella type; Carton of 100; (NTRL) Nitrile
8	Valve Stem Seal Bulk	60	MV-1707 Std Only	Loc. Intake; Umbrella type; Carton of 100; (NTRL) Nitrile
16	Valve Stem Seal Bulk	60	ST-2002BC Std Only	Use w/O.E. guide; Positive type; Installation requires valve guide machining; Carton of 100; (PLY) Polyacrylate
16	Valve Stem Seal Bulk	60	ST-2014BC Std Only	Use w/repair guide; Positive type; Installation requires valve guide machining; Carton of 100; (TFL) PTFE
QTY	VALVE SEAT	YEARS	PART NO.	DESCRIPTION
8	Seat	60	245-1875-1 Std Only	Loc. Exh.; 1.8810" OD, 1.6100" ID, 0.2485" Depth
8	Seat	60	245-1875-1N Std Only	Loc. Exh.; Premium Material; 1.8810" OD, 1.6100" ID, 0.2485" Depth
8	Seat	60	245-2250-1 Std Only	Loc. Int.; Machine ID to fit; 2.2555" OD, 1.9375" ID, 0.1855" Depth
QTY	VALVE, MISC	YEARS	PART NO.	DESCRIPTION
16	Keeper	60	VK-174 Std Only	Loc. Exh.; 4 groove
16	Keeper	60	VK-174R Std Only	Loc. Exh.; 4 groove; Hardened
16	Keeper	60	VK-66 Std Only	Loc. Int.; 2 groove
16	Keeper	60	VK-66R Std Only	Loc. Int.; 2 groove; Hardened
16	Spring Insert	60	259-103C Std Only	.015"; ID 1.030"; Carton of 100
16	Spring Insert	60	259-103B Std Only	.030"; ID 1.030"; Carton of 100
16	Spring Insert	60	259-103BRS Std Only	.030"; ID 1.030"; Carton of 500
16	Spring Insert	60	259-103A Std Only	.060"; ID 1.030"; Carton of 100
16	Spring Insert	60	259-103ARS Std Only	.060"; ID 1.030"; Carton of 500
QTY	PISTON	YEARS	PART NO.	DESCRIPTION
8	Cast Piston	60	366AP Std-20-30-40-60	VINTAGE; Cast; 1.0939" Pin Dia.; 2 Rings 5/64 Groove, 1 Ring 3/16 Groove, 1.848 CD, Flat Head - 8.4:1 C.R.
8	Cast Piston - Individual	60	W366NP Std-20-30-40-60	VINTAGE; Cast; 1.0939" Pin Dia.; 2 Rings 5/64 Groove, 1 Ring 3/16 Groove, 1.848 CD, Flat Head - 8.4:1 C.R.
QTY	RINGS	YEARS	PART NO.	DESCRIPTION
1	Premium Set	60	E-233K Std-20-30-40-60	2-5/64, 1-3/16; Premium Moly
1	Standard Set	60	E-233X Std-20-30-40-60	2-5/64, 1-3/16; Iron

VALVE TRAIN

VALVE TRAIN

BLOCK

BLOCK

(continued on next page)

Chrysler Car (Incl. Chrysler, DeSoto, Dodge, Plymouth)

138 383 6.3L (6277cc) OHV V8 (16 Valve), 4.25" Bore (Chrysler Eng.), 2 Bbl. "Eng. Code PR38" 1960
(cont.)

BLOCK	QTY	ENGINE BEARINGS	YEARS	PART NO.	DESCRIPTION	BLOCK
	1	Main Set	60	4094M Std-10-20-30-40-60	VINTAGE; 3.453" max. flange OD	
	1	Main Set	60	4924MA Std-10-20-30	VINTAGE; A-Series aluminum bearings ; Partial grooved; 3.624" max. flange OD	
	1	Rod Set	60	8-2320CP Std-10-20-30-40-50	VINTAGE; 8-2320CA 60 avail. as unplated & resizeable	
	1	Rod Set	60	8-2320CA 60 60	VINTAGE; Unplated & resizeable	
	8	Rod Pair	60	2320CP Std-1-10-20-30-40-50	VINTAGE	
	1	Cam Set	60	1453M Std Only	VINTAGE; Babbitt material; Full round design	
BLOCK	QTY	OIL PUMP	YEARS	PART NO.	DESCRIPTION	BLOCK
	1	Oil Pump	60	224-43366A	VINTAGE; High Pressure; Use original cover plate on Eng. with canister oil filter	
	1	Oil Pump	60	224-4174V	VINTAGE; High-Volume; Use original cover plate on Eng. w/canister oil filter	
	1	Oil Pump	60	224-4174	VINTAGE; Use original cover plate on Eng. w/canister oil filter	
	1	Pump Repair Kit	60	224-5174	VINTAGE	
	1	Inter. Shaft	60	224-6174	VINTAGE	
BLOCK	QTY	GASKETS	YEARS	PART NO.	DESCRIPTION	BLOCK
	1	Valley Pan Gasket Set	60	260-4034	Premium set; Performance manifold gskts. incl.	
	1	Valley Pan Gasket Set	60	260-4019	VINTAGE	
BLOCK	QTY	FREEZE PLUGS	YEARS	PART NO.	DESCRIPTION	BLOCK
	1	Brass Block Plug Kit	60	381-8011	VINTAGE	
	1	Steel Block Plug Kit	60	381-4031	VINTAGE	
	1	Brass Deep Cup Freeze Plug	60	381-9001	VINTAGE; 1.625" Diameter	
	1	Steel Deep Cup Freeze Plug	60	381-3041	1.625" Diameter	
	1	Steel Deep Cup Freeze Plug	60	381-3084	2.141" Diameter	

139 383 6.3L (6277cc) OHV V8 (16 Valve), 4.25" Bore (Chrysler Eng.), 4 Bbl. "Eng. Code PR38" 1960

VALVE TRAIN	QTY	TIMING	YEARS	PART NO.	DESCRIPTION	VALVE TRAIN
	1	3 Piece Set	60	KT3-168S	VINTAGE; Incl. rlr. type chain; (1) 222-168; (1) 223-339; (1) 223-380	
	1	3 Piece Set	60	KT3-495S	VINTAGE; Incl. silent type chain; (1) 222-495; (1) 223-290; (1) 223-291	
	1	Timing Chain	60	222-168	Double rlr.; 66 Links	
	1	Timing Chain	60	222-495	Silent type; 50 Links	
	1	Crank Sprocket	60	223-291	Use w/silent type chain; 19 Teeth	
VALVE TRAIN	QTY	CAMSHAFT/LIFTER	YEARS	PART NO.	DESCRIPTION	VALVE TRAIN
	1	Camshaft	60	CS-327	VINTAGE; Exc. Hi-Perf.; Hydraulic, (050) Duration at .050 Lobe Lift, 209 Exh., 206 Int., 113 Degrees Lobe Separation	
	1	Prelube		55-403 Std Only	1.5 oz. packet	
	1	Prelube		55-400 Std Only	4 oz. bottle; 1.5 oz. packet No. 55-403 also avail.	
	16	Lifter	60	HT-812 Std Only	VINTAGE; Hyd.; 1.830" - 1.860" Length	
	16	Lifter, Bulk	60	HT-812B Std Only	VINTAGE; Hyd.; Carton of 117; 1.830" - 1.860" Length	
VALVE TRAIN	QTY	PUSH ROD	YEARS	PART NO.	DESCRIPTION	VALVE TRAIN
	16	Push Rod	60	RP-3031 Std Only	VINTAGE; 8.6450" O.A.L.	
	16	Push Rod	60	RP-3034 Std Only	VINTAGE; 9.3750" O.A.L.	
VALVE TRAIN	QTY	VALVE	YEARS	PART NO.	DESCRIPTION	VALVE TRAIN
	8	Exhaust	60	V-1339 Std Only	VINTAGE; 1.5980" Head Dia., 0.3715" Stem Dia., 4.8900" O.A.L.	
VALVE TRAIN	QTY	VALVE SPRING	YEARS	PART NO.	DESCRIPTION	VALVE TRAIN
	16	Spring	60	VS-673 Std Only	VINTAGE; 2.5800" Free Height	
VALVE TRAIN	QTY	VALVE SEAL	YEARS	PART NO.	DESCRIPTION	VALVE TRAIN
	16	Valve Stem Seal	60	ST-2002 Std Only	Use w/O.E. guide; Installation requires valve guide machining; (PLY) Polyacrylate	
	16	Valve Stem Seal	60	ST-2014 Std Only	Use w/repair guide; Positive type; Installation requires valve guide machining; (TFL) PTFE	
	8	Valve Stem Seal	60	MV-1707C Std Only	VINTAGE; Loc. Exhaust; Umbrella type; (NTRL) Nitrile	
	8	Valve Stem Seal	60	MV-1707C Std Only	VINTAGE; Loc. Intake; Umbrella type; (NTRL) Nitrile	
	8	Valve Stem Seal Bulk	60	MV-1707 Std Only	Loc. Exhaust; Umbrella type; Carton of 100; (NTRL) Nitrile	
	8	Valve Stem Seal Bulk	60	MV-1707 Std Only	Loc. Intake; Umbrella type; Carton of 100; (NTRL) Nitrile	
	16	Valve Stem Seal Bulk	60	ST-2002BC Std Only	Use w/O.E. guide; Positive type; Installation requires valve guide machining; Carton of 100; (PLY) Polyacrylate	
	16	Valve Stem Seal Bulk	60	ST-2014BC Std Only	Use w/repair guide; Positive type; Installation requires valve guide machining; Carton of 100; (TFL) PTFE	
VALVE TRAIN	QTY	VALVE SEAT	YEARS	PART NO.	DESCRIPTION	VALVE TRAIN
	8	Seat	60	245-1875-1 Std Only	Loc. Exh.; 1.8810" OD, 1.6100" ID, 0.2485" Depth	
	8	Seat	60	245-1875-1N Std Only	Loc. Exh.; Premium Material; 1.8810" OD, 1.6100" ID, 0.2485" Depth	

(continued on next page)

Chrysler Car (Incl. Chrysler, DeSoto, Dodge, Plymouth)

383 6.3L (6277cc) OHV V8 (16 Valve), 4.25" Bore (Chrysler Eng.), 4 Bbl. "Eng. Code PR38" 1960 139
(cont.)

QTY	VALVE SEAT (cont.)	YEARS	PART NO.	DESCRIPTION
8	Seat	60	245-2250-1 Std Only	Loc. Int.; Machine ID to fit; 2.2555" OD, 1.9375" ID, 0.1855" Depth
QTY	VALVE, MISC	YEARS	PART NO.	DESCRIPTION
16	Keeper	60	VK-174 Std Only	Loc. Exh.; 4 groove
16	Keeper	60	VK-174R Std Only	Loc. Exh.; 4 groove; Hardened
16	Keeper	60	VK-66 Std Only	Loc. Int.; 2 groove
16	Keeper	60	VK-66R Std Only	Loc. Int.; 2 groove; Hardened
16	Spring Insert	60	259-103C Std Only	.015"; ID 1.030"; Carton of 100
16	Spring Insert	60	259-103B Std Only	.030"; ID 1.030"; Carton of 100
16	Spring Insert	60	259-103BRS Std Only	.030"; ID 1.030"; Carton of 500
16	Spring Insert	60	259-103A Std Only	.060"; ID 1.030"; Carton of 100
16	Spring Insert	60	259-103ARS Std Only	.060"; ID 1.030"; Carton of 500
QTY	PISTON	YEARS	PART NO.	DESCRIPTION
8	Cast Piston	60	366AP Std-20-30-40-60	VINTAGE; Cast; 1.0939" Pin Dia.; 2 Rings 5/64 Groove, 1 Ring 3/16 Groove, 1.848 CD, Flat Head - 8.4:1 C.R.
8	Cast Piston - Individual	60	W366NP Std-20-30-40-60	VINTAGE; Cast; 1.0939" Pin Dia.; 2 Rings 5/64 Groove, 1 Ring 3/16 Groove, 1.848 CD, Flat Head - 8.4:1 C.R.
QTY	RINGS	YEARS	PART NO.	DESCRIPTION
1	Premium Set	60	E-233K Std-20-30-40-60	2-5/64, 1-3/16; Premium Moly
1	Standard Set	60	E-233X Std-20-30-40-60	2-5/64, 1-3/16; Iron
QTY	ENGINE BEARINGS	YEARS	PART NO.	DESCRIPTION
1	Main Set	60	4094M Std-10-20-30-40-60	VINTAGE; 3.453" max. flange OD
1	Main Set	60	4924MA Std-10-20-30	VINTAGE; A-Series aluminum bearings ; Partial grooved; 3.624" max. flange OD
1	Rod Set	60	8-2320CP Std-10-20-30-40-50	VINTAGE; 8-2320CA 60 avail. as unplated & resizeable
1	Rod Set	60	8-2320CA 60 60	VINTAGE; Unplated & resizeable
8	Rod Pair	60	2320CP Std-1-10-20-30-40-50	VINTAGE
1	Cam Set	60	1453M Std Only	VINTAGE; Babbitt material; Full round design
QTY	OIL PUMP	YEARS	PART NO.	DESCRIPTION
1	Oil Pump	60	224-43366A	VINTAGE; High Pressure; Use original cover plate on Eng. with canister oil filter
1	Oil Pump	60	224-4174V	VINTAGE; High-Volume; Use original cover plate on Eng. w/canister oil filter
1	Oil Pump	60	224-4174	VINTAGE; Use original cover plate on Eng. w/canister oil filter
1	Pump Repair Kit	60	224-5174	VINTAGE
1	Inter. Shaft	60	224-6174	VINTAGE
QTY	GASKETS	YEARS	PART NO.	DESCRIPTION
1	Valley Pan Gasket Set	60	260-4034	Premium set; Performance manifold gskts. incl.
1	Valley Pan Gasket Set	60	260-4019	VINTAGE
QTY	FREEZE PLUGS	YEARS	PART NO.	DESCRIPTION
1	Brass Block Plug Kit	60	381-8011	VINTAGE
1	Steel Block Plug Kit	60	381-4031	VINTAGE
1	Brass Deep Cup Freeze Plug	60	381-9001	VINTAGE; 1.625" Diameter
1	Steel Deep Cup Freeze Plug	60	381-3041	1.625" Diameter
1	Steel Deep Cup Freeze Plug	60	381-3084	2.141" Diameter

383 6.3L (6277cc) OHV V8 (16 Valve), 4.25" Bore (Chrysler Eng.), 2 Bbl. "Eng. Code R38" 1961 140

QTY	TIMING	YEARS	PART NO.	DESCRIPTION
1	3 Piece Set	61	KT3-168S	VINTAGE; Incl. rlr. type chain; (1) 222-168; (1) 223-339; (1) 223-380
1	3 Piece Set	61	KT3-495S	VINTAGE; Incl. silent type chain; (1) 222-495; (1) 223-290; (1) 223-291
1	Timing Chain	61	222-168	Double rlr.; 66 Links
1	Timing Chain	61	222-495	Silent type; 50 Links
1	Crank Sprocket	61	223-291	Use w/silent type chain; 19 Teeth
QTY	CAMSHAFT/LIFTER	YEARS	PART NO.	DESCRIPTION
1	Camshaft	61	CS-327	VINTAGE; Exc. Hi-Perf.; Hydraulic, (050) Duration at .050 Lobe Lift, 209 Exh., 206 Int., 113 Degrees Lobe Separation
1	Prelube		55-403 Std Only	1.5 oz. packet
1	Prelube		55-400 Std Only	4 oz. bottle; 1.5 oz. packet No. 55-403 also avail.
16	Lifter	61	HT-812 Std Only	VINTAGE; Hyd.; 1.830" - 1.860" Length
16	Lifter, Bulk	61	HT-812B Std Only	VINTAGE; Hyd.; Carton of 117; 1.830" - 1.860" Length
QTY	PUSH ROD	YEARS	PART NO.	DESCRIPTION
16	Push Rod	61	RP-3031 Std Only	VINTAGE; Exc. Hi-Perf. Eng.; 8.6450" O.A.L.
QTY	ROCKER PARTS	YEARS	PART NO.	DESCRIPTION
8	Arm	61	R-829 Std Only	VINTAGE; Loc. L.H.

(continued on next page)

Chrysler Car (Incl. Chrysler, DeSoto, Dodge, Plymouth)

140 383 6.3L (6277cc) OHV V8 (16 Valve), 4.25" Bore (Chrysler Eng.), 2 Bbl. "Eng. Code R38" 1961
(cont.)

QTY	ROCKER PARTS (cont.)	YEARS	PART NO.	DESCRIPTION
8	Arm	61	R-828 Std Only	VINTAGE; Loc. R.H.
2	Rocker Shaft	61	RS-612 Std Only	VINTAGE
QTY	VALVE	YEARS	PART NO.	DESCRIPTION
8	Exhaust	61	V-1339 Std Only	VINTAGE; 1.5980" Head Dia., 0.3715" Stem Dia., 4.8900" O.A.L.
8	Intake	61	V-1386 Std Only	VINTAGE; 2.0800" Head Dia., 0.3725" Stem Dia., 4.8685" O.A.L.
QTY	VALVE SPRING	YEARS	PART NO.	DESCRIPTION
16	Spring	61	VS-673 Std Only	VINTAGE; 2.5800" Free Height
QTY	VALVE SEAL	YEARS	PART NO.	DESCRIPTION
16	Valve Stem Seal	61	ST-2002 Std Only	Use w/O.E. guide; Installation requires valve guide machining; (PLY) Polyacrylate
16	Valve Stem Seal	61	ST-2014 Std Only	Use w/repair guide; Positive type; Installation requires valve guide machining; (TFL) PTFE
8	Valve Stem Seal	61	MV-1707C Std Only	VINTAGE; Loc. Exhaust; Umbrella type; (NTRL) Nitrile
8	Valve Stem Seal	61	MV-1707C Std Only	VINTAGE; Loc. Intake; Umbrella type; (NTRL) Nitrile
8	Valve Stem Seal Bulk	61	MV-1707 Std Only	Loc. Exhaust; Umbrella type; Carton of 100; (NTRL) Nitrile
8	Valve Stem Seal Bulk	61	MV-1707 Std Only	Loc. Intake; Umbrella type; Carton of 100; (NTRL) Nitrile
16	Valve Stem Seal Bulk	61	ST-2002BC Std Only	Use w/O.E. guide; Positive type; Installation requires valve guide machining; Carton of 100; (PLY) Polyacrylate
16	Valve Stem Seal Bulk	61	ST-2014BC Std Only	Use w/repair guide; Positive type; Installation requires valve guide machining; Carton of 100; (TFL) PTFE
QTY	VALVE SEAT	YEARS	PART NO.	DESCRIPTION
8	Seat	61	245-1875-1 Std Only	Loc. Exh.; 1.8810" OD, 1.6100" ID, 0.2485" Depth
8	Seat	61	245-1875-1N Std Only	Loc. Exh.; Premium Material; 1.8810" OD, 1.6100" ID, 0.2485" Depth
8	Seat	61	245-2250-1 Std Only	Loc. Int.; Machine ID to fit; 2.2555" OD, 1.9375" ID, 0.1855" Depth
QTY	VALVE, MISC	YEARS	PART NO.	DESCRIPTION
16	Keeper	61	VK-174 Std Only	Loc. Exh.; 4 groove
16	Keeper	61	VK-174R Std Only	Loc. Exh.; 4 groove; Hardened
16	Keeper	61	VK-66 Std Only	Loc. Int.; 2 groove
16	Keeper	61	VK-66R Std Only	Loc. Int.; 2 groove; Hardened
16	Spring Insert	61	259-103C Std Only	.015"; ID 1.030"; Carton of 100
16	Spring Insert	61	259-103B Std Only	.030"; ID 1.030"; Carton of 100
16	Spring Insert	61	259-103BRS Std Only	.030"; ID 1.030"; Carton of 500
16	Spring Insert	61	259-103A Std Only	.060"; ID 1.030"; Carton of 100
16	Spring Insert	61	259-103ARS Std Only	.060"; ID 1.030"; Carton of 500
QTY	PISTON	YEARS	PART NO.	DESCRIPTION
8	Cast Piston	61	366AP Std-20-30-40-60	VINTAGE; Cast; 1.0939" Pin Dia.; 2 Rings 5/64 Groove, 1 Ring 3/16 Groove, 1.848 CD, Flat Head - 8.4:1 C.R.
8	Cast Piston - Individual	61	W366NP Std-20-30-40-60	VINTAGE; Cast; 1.0939" Pin Dia.; 2 Rings 5/64 Groove, 1 Ring 3/16 Groove, 1.848 CD, Flat Head - 8.4:1 C.R.
QTY	RINGS	YEARS	PART NO.	DESCRIPTION
1	Premium Set	61	E-233K Std-20-30-40-60	2-5/64, 1-3/16; Premium Moly
1	Standard Set	61	E-233X Std-20-30-40-60	2-5/64, 1-3/16; Iron
QTY	ENGINE BEARINGS	YEARS	PART NO.	DESCRIPTION
1	Main Set	61	4094M Std-10-20-30-40-60	VINTAGE; 3.453" max. flange OD
1	Rod Set	61	8-2320CP Std-10-20-30-40-50	VINTAGE; 8-2320CA 60 avail. as unplated & resizeable
1	Rod Set	61	8-2320CA 60 60	VINTAGE; Unplated & resizeable
8	Rod Pair	61	2320CP Std-1-10-20-30-40-50	VINTAGE
1	Cam Set	61	1453M Std Only	VINTAGE; Babbitt material; Full round design
QTY	OIL PUMP	YEARS	PART NO.	DESCRIPTION
1	Oil Pump	61	224-43366A	VINTAGE; High Pressure; Use original cover plate on Eng. with canister oil filter
1	Oil Pump	61	224-4174V	VINTAGE; High-Volume; Use original cover plate on Eng. w/canister oil filter
1	Oil Pump	61	224-4174	VINTAGE; Use original cover plate on Eng. w/canister oil filter
1	Pump Repair Kit	61	224-5174	VINTAGE
1	Inter. Shaft	61	224-6174	VINTAGE
QTY	GASKETS	YEARS	PART NO.	DESCRIPTION
1	Valley Pan Gasket Set	61	260-4034	Premium set; Performance manifold gskts. incl.
1	Valley Pan Gasket Set	61	260-4011	VINTAGE
QTY	FREEZE PLUGS	YEARS	PART NO.	DESCRIPTION
1	Brass Block Plug Kit	61	381-8011	VINTAGE
1	Steel Block Plug Kit	61	381-4031	VINTAGE
1	Brass Deep Cup Freeze Plug	61	381-9001	VINTAGE; 1.625" Diameter

(continued on next page)

Chrysler Car (Incl. Chrysler, DeSoto, Dodge, Plymouth)

383 6.3L (6277cc) OHV V8 (16 Valve), 4.25" Bore (Chrysler Eng.), 2 Bbl. "Eng. Code R38" 1961 140
(cont.)

QTY	FREEZE PLUGS (cont.)	YEARS	PART NO.	DESCRIPTION
1	Steel Deep Cup Freeze Plug	61	381-3041	1.625" Diameter
1	Steel Deep Cup Freeze Plug	61	381-3084	2.141" Diameter

383 6.3L (6277cc) OHV V8 (16 Valve), 4.25" Bore (Chrysler Eng.), 2-4 Bbl. "Eng. Code R38" 1961 141

QTY	TIMING	YEARS	PART NO.	DESCRIPTION
1	3 Piece Set	61	KT3-168S	VINTAGE; Incl. rlr. type chain; (1) 222-168; (1) 223-339; (1) 223-380
1	3 Piece Set	61	KT3-495S	VINTAGE; Incl. silent type chain; (1) 222-495; (1) 223-290; (1) 223-291
1	Timing Chain	61	222-168	Double rlr.; 66 Links
1	Timing Chain	61	222-495	Silent type; 50 Links
1	Crank Sprocket	61	223-291	Use w/silent type chain; 19 Teeth
QTY	CAMSHAFT/LIFTER	YEARS	PART NO.	DESCRIPTION
1	Camshaft	61	CS-327	VINTAGE; Hydraulic, (050) Duration at .050 Lobe Lift, 209 Exh., 206 Int., 113 Degrees Lobe Separation
1	Prelube		55-403 Std Only	1.5 oz. packet
1	Prelube		55-400 Std Only	4 oz. bottle; 1.5 oz. packet No. 55-403 also avail.
16	Lifter	61	HT-812 Std Only	VINTAGE; Hyd.; 1.830" - 1.860" Length
16	Lifter, Bulk	61	HT-812B Std Only	VINTAGE; Hyd.; Carton of 117; 1.830" - 1.860" Length
QTY	PUSH ROD	YEARS	PART NO.	DESCRIPTION
16	Push Rod	61	RP-3034 Std Only	VINTAGE; 9.3750" O.A.L.
16	Push Rod	61	RP-3031 Std Only	VINTAGE; Exc. Hi-Perf. Eng.; 8.6450" O.A.L.
QTY	ROCKER PARTS	YEARS	PART NO.	DESCRIPTION
8	Arm	61	R-829 Std Only	VINTAGE; Loc. L.H.
8	Arm	61	R-828 Std Only	VINTAGE; Loc. R.H.
2	Rocker Shaft	61	RS-612 Std Only	VINTAGE
QTY	VALVE	YEARS	PART NO.	DESCRIPTION
8	Exhaust	61	V-1339 Std Only	VINTAGE; 1.5980" Head Dia., 0.3715" Stem Dia., 4.8900" O.A.L.
8	Intake	61	V-1386 Std Only	VINTAGE; 2.0800" Head Dia., 0.3725" Stem Dia., 4.8685" O.A.L.
QTY	VALVE GUIDE	YEARS	PART NO.	DESCRIPTION
8	Guide	61	VG-5007 Std Only	Loc. Exh.; Repair type bushing; w/.371" stem dia.; 0.3725" ID, 2.3800" O.A.L.
8	Guide, Bulk	61	VG-5007B Std Only	Loc. Exh.; Repair type bushing; w/.371" stem dia.; Carton of 50; 0.3725" ID, 2.3800" O.A.L.
QTY	VALVE SPRING	YEARS	PART NO.	DESCRIPTION
16	Spring	61	VS-673 Std Only	VINTAGE; 2.5800" Free Height
QTY	VALVE SEAL	YEARS	PART NO.	DESCRIPTION
16	Valve Stem Seal	61	ST-2002 Std Only	Exc. Eng. w/double valve springs; Installation requires valve guide machining; (PLY) Polyacrylate
16	Valve Stem Seal	61	ST-2002 Std Only	Use w/O.E. guide; Installation requires valve guide machining; (PLY) Polyacrylate
16	Valve Stem Seal	61	ST-2014 Std Only	Use w/repair guide; Positive type; Installation requires valve guide machining; (TFL) PTFE
8	Valve Stem Seal	61	MV-1707C Std Only	VINTAGE; Loc. Exhaust; Umbrella type; (NTRL) Nitrile
8	Valve Stem Seal	61	MV-1707C Std Only	VINTAGE; Loc. Intake; Umbrella type; (NTRL) Nitrile
16	Valve Stem Seal Bulk	61	ST-2002BC Std Only	Exc. Eng. w/double valve springs; Positive type; Installation requires valve guide machining; Carton of 100; (PLY) Polyacrylate
8	Valve Stem Seal Bulk	61	MV-1707 Std Only	Loc. Exhaust; Umbrella type; Carton of 100; (NTRL) Nitrile
8	Valve Stem Seal Bulk	61	MV-1707 Std Only	Loc. Intake; Umbrella type; Carton of 100; (NTRL) Nitrile
16	Valve Stem Seal Bulk	61	ST-2002BC Std Only	Use w/O.E. guide; Positive type; Installation requires valve guide machining; Carton of 100; (PLY) Polyacrylate
16	Valve Stem Seal Bulk	61	ST-2014BC Std Only	Use w/repair guide; Positive type; Installation requires valve guide machining; Carton of 100; (TFL) PTFE
QTY	VALVE SEAT	YEARS	PART NO.	DESCRIPTION
8	Seat	61	245-1750-2 Std Only	Loc. Exh.; 1.7550" OD, 1.5000" ID, 0.2160" Depth
8	Seat	61	245-1875-1 Std Only	Loc. Exh.; 1.8810" OD, 1.6100" ID, 0.2485" Depth
8	Seat	61	245-1750-2N Std Only	Loc. Exh.; Premium Material; 1.7550" OD, 1.5000" ID, 0.2160" Depth
8	Seat	61	245-1875-1N Std Only	Loc. Exh.; Premium Material; 1.8810" OD, 1.6100" ID, 0.2485" Depth
8	Seat	61	245-2250-1 Std Only	Loc. Int.; Machine ID to fit; 2.2555" OD, 1.9375" ID, 0.1855" Depth
QTY	VALVE, MISC	YEARS	PART NO.	DESCRIPTION
16	Keeper	61	VK-174 Std Only	Loc. Exh.; 4 groove
16	Keeper	61	VK-174R Std Only	Loc. Exh.; 4 groove; Hardened
16	Keeper	61	VK-66 Std Only	Loc. Int.; 2 groove

VALVE TRAIN

VALVE TRAIN

(continued on next page)

Chrysler Car (Incl. Chrysler, DeSoto, Dodge, Plymouth)

141 383 6.3L (6277cc) OHV V8 (16 Valve), 4.25" Bore (Chrysler Eng.), 2-4 Bbl. "Eng. Code R38" 1961
(cont.)

QTY	VALVE, MISC (cont.)	YEARS	PART NO.	DESCRIPTION
16	Keeper	61	VK-66R Std Only	Loc. Int.; 2 groove; Hardened
16	Spring Insert	61	259-103C Std Only	.015"; ID 1.030"; Carton of 100
16	Spring Insert	61	259-103B Std Only	.030"; ID 1.030"; Carton of 100
16	Spring Insert	61	259-103BRS Std Only	.030"; ID 1.030"; Carton of 500
16	Spring Insert	61	259-103A Std Only	.060"; ID 1.030"; Carton of 100
16	Spring Insert	61	259-103ARS Std Only	.060"; ID 1.030"; Carton of 500
QTY	PISTON	YEARS	PART NO.	DESCRIPTION
8	Cast Piston	61	366AP Std-20-30-40-60	VINTAGE; Cast; 1.0939" Pin Dia.; 2 Rings 5/64 Groove, 1 Ring 3/16 Groove, 1.848 CD, Flat Head - 8.4:1 C.R.
8	Cast Piston - Individual	61	W366NP Std-20-30-40-60	VINTAGE; Cast; 1.0939" Pin Dia.; 2 Rings 5/64 Groove, 1 Ring 3/16 Groove, 1.848 CD, Flat Head - 8.4:1 C.R.
8	Cast Piston - Individual	61	W238P 60 60	VINTAGE; Cast; 1.0939" Pin Dia.; 2 Rings 5/64 Groove, 1 Ring 3/16 Groove, 2.000 CD, Flat Head - 9.7:1 C.R.
8	Pin	61	P-1940 Std-3	VINTAGE; 0.6340" Inside Dia., 1.0935" Outside Dia.
QTY	RINGS	YEARS	PART NO.	DESCRIPTION
1	Premium Set	61	E-233K Std-20-30-40-60	2-5/64, 1-3/16; Premium Moly
1	Standard Set	61	E-233X Std-20-30-40-60	2-5/64, 1-3/16; Iron
QTY	ENGINE BEARINGS	YEARS	PART NO.	DESCRIPTION
1	Main Set	61	4094M Std-10-20-30-40-60	VINTAGE; 3.453" max. flange OD
1	Main Set	61	4924MA Std-10-20-30	VINTAGE; A-Series aluminum bearings; Partial grooved; 3.624" max. flange OD
1	Rod Set	61	8-2320CP Std-10-20-30-40-50	VINTAGE; 8-2320CA 60 avail. as unplated & resizeable
1	Rod Set	61	8-2320CA 60 60	VINTAGE; Unplated & resizeable
8	Rod Pair	61	2320CP Std-1-10-20-30-40-50	VINTAGE
1	Cam Set	61	1453M Std Only	VINTAGE; Babbitt material; Full round design
QTY	OIL PUMP	YEARS	PART NO.	DESCRIPTION
1	Oil Pump	61	224-43366A	VINTAGE; High Pressure; Use original cover plate on Eng. with canister oil filter
1	Oil Pump	61	224-4174V	VINTAGE; High-Volume; Use original cover plate on Eng. w/canister oil filter
1	Oil Pump	61	224-4174	VINTAGE; Use original cover plate on Eng. w/canister oil filter
1	Pump Repair Kit	61	224-5174	VINTAGE
1	Inter. Shaft	61	224-6174	VINTAGE
QTY	GASKETS	YEARS	PART NO.	DESCRIPTION
1	Valley Pan Gasket Set	61	260-4034	Premium set; Performance manifold gsks. incl.
1	Valley Pan Gasket Set	61	260-4011	VINTAGE
QTY	FREEZE PLUGS	YEARS	PART NO.	DESCRIPTION
1	Brass Block Plug Kit	61	381-8011	VINTAGE
1	Steel Block Plug Kit	61	381-4031	VINTAGE
1	Brass Deep Cup Freeze Plug	61	381-9001	VINTAGE; 1.625" Diameter
1	Steel Deep Cup Freeze Plug	61	381-3041	1.625" Diameter
1	Steel Deep Cup Freeze Plug	61	381-3084	2.141" Diameter

142 383 6.3L (6277cc) OHV V8 (16 Valve), 4.25" Bore (Chrysler Eng.), 4 Bbl. "Eng. Code R38" 1961

QTY	TIMING	YEARS	PART NO.	DESCRIPTION
1	3 Piece Set	61	KT3-168S	VINTAGE; Incl. rlr. type chain; (1) 222-168; (1) 223-339; (1) 223-380
1	3 Piece Set	61	KT3-495S	VINTAGE; Incl. silent type chain; (1) 222-495; (1) 223-290; (1) 223-291
1	Timing Chain	61	222-168	Double rlr.; 66 Links
1	Timing Chain	61	222-495	Silent type; 50 Links
1	Crank Sprocket	61	223-291	Use w/silent type chain; 19 Teeth
QTY	CAMSHAFT/LIFTER	YEARS	PART NO.	DESCRIPTION
1	Camshaft	61	CS-327	Plymouth Fury Base, Savoy Base, Sport Wagon Base, Suburban Base; VINTAGE; Exc. Hi-Perf.; Hydraulic, (050) Duration at .050 Lobe Lift, 209 Exh., 206 Int., 113 Degrees Lobe Separation
1	Camshaft	61	CS-327	VINTAGE; Hydraulic, (050) Duration at .050 Lobe Lift, 209 Exh., 206 Int., 113 Degrees Lobe Separation
1	Prelube		55-403 Std Only	1.5 oz. packet
1	Prelube		55-400 Std Only	4 oz. bottle; 1.5 oz. packet No. 55-403 also avail.
16	Lifter	61	HT-812 Std Only	VINTAGE; Hyd.; 1.830" - 1.860" Length
16	Lifter, Bulk	61	HT-812B Std Only	VINTAGE; Hyd.; Carton of 117; 1.830" - 1.860" Length
QTY	PUSH ROD	YEARS	PART NO.	DESCRIPTION
16	Push Rod	61	RP-3034 Std Only	VINTAGE; 9.3750" O.A.L.
16	Push Rod	61	RP-3031 Std Only	VINTAGE; Exc. Hi-Perf. Eng.; 8.6450" O.A.L.
QTY	ROCKER PARTS	YEARS	PART NO.	DESCRIPTION
8	Arm	61	R-829 Std Only	VINTAGE; Loc. L.H.

(continued on next page)

Chrysler Car (Incl. Chrysler, DeSoto, Dodge, Plymouth)

383 6.3L (6277cc) OHV V8 (16 Valve), 4.25" Bore (Chrysler Eng.), 4 Bbl. "Eng. Code R38" 1961 142
(cont.)

QTY	ROCKER PARTS (cont.)	YEARS	PART NO.	DESCRIPTION
8	Arm	61	R-828 Std Only	VINTAGE; Loc. R.H.
2	Rocker Shaft	61	RS-612 Std Only	VINTAGE
QTY	VALVE	YEARS	PART NO.	DESCRIPTION
8	Exhaust	61	V-1339 Std Only	VINTAGE; 1.5980" Head Dia., 0.3715" Stem Dia., 4.8900" O.A.L.
8	Intake	61	V-1386 Std Only	VINTAGE; 2.0800" Head Dia., 0.3725" Stem Dia., 4.8685" O.A.L.
QTY	VALVE GUIDE	YEARS	PART NO.	DESCRIPTION
8	Guide	61	VG-5007 Std Only	Loc. Exh.; Repair type bushing; w/.371" stem dia.; 0.3725" ID, 2.3800" O.A.L.
8	Guide, Bulk	61	VG-5007B Std Only	Loc. Exh.; Repair type bushing; w/.371" stem dia.; Carton of 50; 0.3725" ID, 2.3800" O.A.L.
QTY	VALVE SPRING	YEARS	PART NO.	DESCRIPTION
16	Spring	61	VS-673 Std Only	VINTAGE; 2.5800" Free Height
QTY	VALVE SEAL	YEARS	PART NO.	DESCRIPTION
16	Valve Stem Seal	61	ST-2002 Std Only	Exc. Eng. w/double valve springs; Installation requires valve guide machining; (PLY) Polyacrylate
16	Valve Stem Seal	61	ST-2002 Std Only	Use w/O.E. guide; Installation requires valve guide machining; (PLY) Polyacrylate
16	Valve Stem Seal	61	ST-2014 Std Only	Use w/repair guide; Positive type; Installation requires valve guide machining; (TFL) PTFE
8	Valve Stem Seal	61	MV-1707C Std Only	VINTAGE; Loc. Exhaust; Umbrella type; (NTRL) Nitrile
8	Valve Stem Seal	61	MV-1707C Std Only	VINTAGE; Loc. Intake; Umbrella type; (NTRL) Nitrile
16	Valve Stem Seal Bulk	61	ST-2002BC Std Only	Exc. Eng. w/double valve springs; Positive type; Installation requires valve guide machining; Carton of 100; (PLY) Polyacrylate
8	Valve Stem Seal Bulk	61	MV-1707 Std Only	Loc. Exhaust; Umbrella type; Carton of 100; (NTRL) Nitrile
8	Valve Stem Seal Bulk	61	MV-1707 Std Only	Loc. Intake; Umbrella type; Carton of 100; (NTRL) Nitrile
16	Valve Stem Seal Bulk	61	ST-2002BC Std Only	Use w/O.E. guide; Positive type; Installation requires valve guide machining; Carton of 100; (PLY) Polyacrylate
16	Valve Stem Seal Bulk	61	ST-2014BC Std Only	Use w/repair guide; Positive type; Installation requires valve guide machining; Carton of 100; (TFL) PTFE
QTY	VALVE SEAT	YEARS	PART NO.	DESCRIPTION
8	Seat	61	245-1750-2 Std Only	Loc. Exh.; 1.7550" OD, 1.5000" ID, 0.2160" Depth
8	Seat	61	245-1875-1 Std Only	Loc. Exh.; 1.8810" OD, 1.6100" ID, 0.2485" Depth
8	Seat	61	245-1750-2N Std Only	Loc. Exh.; Premium Material; 1.7550" OD, 1.5000" ID, 0.2160" Depth
8	Seat	61	245-1875-1N Std Only	Loc. Exh.; Premium Material; 1.8810" OD, 1.6100" ID, 0.2485" Depth
8	Seat	61	245-2250-1 Std Only	Loc. Int.; Machine ID to fit; 2.2555" OD, 1.9375" ID, 0.1855" Depth
QTY	VALVE, MISC	YEARS	PART NO.	DESCRIPTION
16	Keeper	61	VK-174 Std Only	Loc. Exh.; 4 groove
16	Keeper	61	VK-174R Std Only	Loc. Exh.; 4 groove; Hardened
16	Keeper	61	VK-66 Std Only	Loc. Int.; 2 groove
16	Keeper	61	VK-66R Std Only	Loc. Int.; 2 groove; Hardened
16	Spring Insert	61	259-103C Std Only	.015"; ID 1.030"; Carton of 100
16	Spring Insert	61	259-103B Std Only	.030"; ID 1.030"; Carton of 100
16	Spring Insert	61	259-103BRS Std Only	.030"; ID 1.030"; Carton of 500
16	Spring Insert	61	259-103A Std Only	.060"; ID 1.030"; Carton of 100
16	Spring Insert	61	259-103ARS Std Only	.060"; ID 1.030"; Carton of 500
QTY	PISTON	YEARS	PART NO.	DESCRIPTION
8	Cast Piston	61	366AP Std-20-30-40-60	VINTAGE; Cast; 1.0939" Pin Dia.; 2 Rings 5/64 Groove, 1 Ring 3/16 Groove, 1.848 CD, Flat Head - 8.4:1 C.R.
8	Cast Piston - Individual	61	W366NP Std-20-30-40-60	VINTAGE; Cast; 1.0939" Pin Dia.; 2 Rings 5/64 Groove, 1 Ring 3/16 Groove, 1.848 CD, Flat Head - 8.4:1 C.R.
8	Cast Piston - Individual	61	W238P 60 60	VINTAGE; Cast; 1.0939" Pin Dia.; 2 Rings 5/64 Groove, 1 Ring 3/16 Groove, 2.000 CD, Flat Head - 9.7:1 C.R.
8	Pin	61	P-1940 Std-3	VINTAGE; 0.6340" Inside Dia., 1.0935" Outside Dia.
QTY	RINGS	YEARS	PART NO.	DESCRIPTION
1	Premium Set	61	E-233K Std-20-30-40-60	2-5/64, 1-3/16; Premium Moly
1	Standard Set	61	E-233X Std-20-30-40-60	2-5/64, 1-3/16; Iron
QTY	ENGINE BEARINGS	YEARS	PART NO.	DESCRIPTION
1	Main Set	61	4094M Std-10-20-30-40-60	VINTAGE; 3.453" max. flange OD
1	Main Set	61	4924MA Std-10-20-30	VINTAGE; A-Series aluminum bearings ; Partial grooved; 3.624" max. flange OD
1	Rod Set	61	8-2320CP Std-10-20-30-40-50	VINTAGE; 8-2320CA 60 avail. as unplated & resizeable
1	Rod Set	61	8-2320CA 60 60	VINTAGE; Unplated & resizeable
8	Rod Pair	61	2320CP Std-1-10-20-30-40-50	VINTAGE

VALVE TRAIN

VALVE TRAIN

BLOCK

BLOCK

(continued on next page)

Chrysler Car (Incl. Chrysler, DeSoto, Dodge, Plymouth)

142 383 6.3L (6277cc) OHV V8 (16 Valve), 4.25" Bore (Chrysler Eng.), 4 Bbl. "Eng. Code R38" 1961
(cont.)

	ENGINE BEARINGS	YEARS	PART NO.	DESCRIPTION
BLOCK	QTY 1	(cont.) Cam Set	61 1453M Std Only	VINTAGE; Babbitt material; Full round design
	QTY 1	OIL PUMP Oil Pump	61 224-43366A	VINTAGE; High Pressure; Use original cover plate on Engs. with canister oil filter
	1	Oil Pump	61 224-4174V	VINTAGE; High-Volume; Use original cover plate on Engs. w/canister oil filter
	1	Oil Pump	61 224-4174	VINTAGE; Use original cover plate on Engs. w/canister oil filter
	1	Pump Repair Kit	61 224-5174	VINTAGE
	1	Inter. Shaft	61 224-6174	VINTAGE
	QTY 1	GASKETS Valley Pan Gasket Set	61 260-4034	Premium set; Performance manifold gskts. incl.
	1	Valley Pan Gasket Set	61 260-4011	VINTAGE
	QTY 1	FREEZE PLUGS Brass Block Plug Kit	61 381-8011	VINTAGE
	1	Steel Block Plug Kit	61 381-4031	VINTAGE
	1	Brass Deep Cup Freeze Plug	61 381-9001	VINTAGE; 1.625" Diameter
	1	Steel Deep Cup Freeze Plug	61 381-3041	1.625" Diameter
1	Steel Deep Cup Freeze Plug	61 381-3084	2.141" Diameter	

143 383 6.3L (6277cc) OHV V8 (16 Valve), 4.25" Bore (Chrysler Eng.), 2 Bbl. "Eng. Code S38" 1962

	TIMING	YEARS	PART NO.	DESCRIPTION
VALVE TRAIN	QTY 1	3 Piece Set	62 KT3-168S	VINTAGE; Incl. rlr. type chain; (1) 222-168; (1) 223-339; (1) 223-380
	1	3 Piece Set	62 KT3-495S	VINTAGE; Incl. silent type chain; (1) 222-495; (1) 223-290; (1) 223-291
	1	Timing Chain	62 222-168	Double rlr.; 66 Links
	1	Timing Chain	62 222-495	Silent type; 50 Links
	1	Crank Sprocket	62 223-291	Use w/silent type chain; 19 Teeth
	QTY 1	CAMSHAFT/LIFTER Camshaft	62 CS-327	Exc. Dodge Custom Base; VINTAGE; Exc. Hi-Perf.; Hydraulic, (050) Duration at .050 Lobe Lift, 209 Exh., 206 Int., 113 Degrees Lobe Separation
	1	Camshaft	62 CS-327	VINTAGE; Hydraulic, (050) Duration at .050 Lobe Lift, 209 Exh., 206 Int., 113 Degrees Lobe Separation
	1	Prelube	55-403 Std Only	1.5 oz. packet
	1	Prelube	55-400 Std Only	4 oz. bottle; 1.5 oz. packet No. 55-403 also avail.
	16	Lifter	62 HT-812 Std Only	VINTAGE; Hyd.; 1.830" - 1.860" Length
	16	Lifter, Bulk	62 HT-812B Std Only	VINTAGE; Hyd.; Carton of 117; 1.830" - 1.860" Length
	QTY 16	PUSH ROD Push Rod	62 RP-3031 Std Only	VINTAGE; Exc. Hi-Perf. Engs.; 8.6450" O.A.L.
	QTY 8	ROCKER PARTS Arm	62 R-829 Std Only	VINTAGE; Loc. L.H.
	8	Arm	62 R-828 Std Only	VINTAGE; Loc. R.H.
	2	Rocker Shaft	62 RS-612 Std Only	VINTAGE
	QTY 8	VALVE Exhaust	62 V-1339 Std Only	VINTAGE; 1.5980" Head Dia., 0.3715" Stem Dia., 4.8900" O.A.L.
	8	Intake	62 V-1386 Std Only	VINTAGE; 2.0800" Head Dia., 0.3725" Stem Dia., 4.8685" O.A.L.
	QTY 16	VALVE SPRING Spring	62 VS-673 Std Only	VINTAGE; 2.5800" Free Height
QTY 16	VALVE SEAL Valve Stem Seal	62 ST-2002 Std Only	Use w/O.E. guide; Installation requires valve guide machining; (PLY) Polyacrylate	
16	Valve Stem Seal	62 ST-2014 Std Only	Use w/repair guide; Positive type; Installation requires valve guide machining; (TFL) PTFE	
8	Valve Stem Seal	62 MV-1707C Std Only	VINTAGE; Loc. Exhaust; Umbrella type; (NTRL) Nitrile	
8	Valve Stem Seal	62 MV-1707C Std Only	VINTAGE; Loc. Intake; Umbrella type; (NTRL) Nitrile	
8	Valve Stem Seal Bulk	62 MV-1707 Std Only	Loc. Exhaust; Umbrella type; Carton of 100; (NTRL) Nitrile	
8	Valve Stem Seal Bulk	62 MV-1707 Std Only	Loc. Intake; Umbrella type; Carton of 100; (NTRL) Nitrile	
16	Valve Stem Seal Bulk	62 ST-2002BC Std Only	Use w/O.E. guide; Positive type; Installation requires valve guide machining; Carton of 100; (PLY) Polyacrylate	
16	Valve Stem Seal Bulk	62 ST-2014BC Std Only	Use w/repair guide; Positive type; Installation requires valve guide machining; Carton of 100; (TFL) PTFE	
QTY 8	VALVE SEAT Seat	62 245-1875-1 Std Only	Loc. Exh.; 1.8810" OD, 1.6100" ID, 0.2485" Depth	

(continued on next page)

Chrysler Car (Incl. Chrysler, DeSoto, Dodge, Plymouth)

383 6.3L (6277cc) OHV V8 (16 Valve), 4.25" Bore (Chrysler Eng.), 2 Bbl. "Eng. Code S38" 1962 143
(cont.)

QTY	VALVE SEAT (cont.)	YEARS	PART NO.	DESCRIPTION
8	Seat	62	245-1875-1N Std Only	Loc. Exh.; Premium Material; 1.8810" OD, 1.6100" ID, 0.2485" Depth
8	Seat	62	245-2250-1 Std Only	Loc. Int.; Machine ID to fit; 2.2555" OD, 1.9375" ID, 0.1855" Depth
QTY	VALVE, MISC	YEARS	PART NO.	DESCRIPTION
16	Keeper	62	VK-174 Std Only	Loc. Exh.; 4 groove
16	Keeper	62	VK-174R Std Only	Loc. Exh.; 4 groove; Hardened
16	Keeper	62	VK-66 Std Only	Loc. Int.; 2 groove
16	Keeper	62	VK-66R Std Only	Loc. Int.; 2 groove; Hardened
16	Spring Insert	62	259-103C Std Only	.015"; ID 1.030"; Carton of 100
16	Spring Insert	62	259-103B Std Only	.030"; ID 1.030"; Carton of 100
16	Spring Insert	62	259-103BRS Std Only	.030"; ID 1.030"; Carton of 500
16	Spring Insert	62	259-103A Std Only	.060"; ID 1.030"; Carton of 100
16	Spring Insert	62	259-103ARS Std Only	.060"; ID 1.030"; Carton of 500
QTY	PISTON	YEARS	PART NO.	DESCRIPTION
8	Cast Piston	62	366AP Std-20-30-40-60	VINTAGE; Cast; 1.0939" Pin Dia.; 2 Rings 5/64 Groove, 1 Ring 3/16 Groove, 1.848 CD, Flat Head - 8.4:1 C.R.
8	Cast Piston - Individual	62	W366NP Std-20-30-40-60	VINTAGE; Cast; 1.0939" Pin Dia.; 2 Rings 5/64 Groove, 1 Ring 3/16 Groove, 1.848 CD, Flat Head - 8.4:1 C.R.
QTY	RINGS	YEARS	PART NO.	DESCRIPTION
1	Premium Set	62	E-233K Std-20-30-40-60	2-5/64, 1-3/16; Premium Moly
1	Standard Set	62	E-233X Std-20-30-40-60	2-5/64, 1-3/16; Iron
QTY	ENGINE BEARINGS	YEARS	PART NO.	DESCRIPTION
1	Main Set	62	4094M Std-10-20-30-40-60	VINTAGE; 3.453" max. flange OD
1	Rod Set	62	8-2320CP Std-10-20-30-40-50	VINTAGE; 8-2320CA 60 avail. as unplated & resizeable
1	Rod Set	62	8-2320CA 60 60	VINTAGE; Unplated & resizeable
8	Rod Pair	62	2320CP Std-1-10-20-30-40-50	VINTAGE
1	Cam Set	62	1453M Std Only	VINTAGE; Babbitt material; Full round design
QTY	OIL PUMP	YEARS	PART NO.	DESCRIPTION
1	Oil Pump	62	224-43366A	VINTAGE; High Pressure; Use original cover plate on Eng. with canister oil filter
1	Oil Pump	62	224-4174V	VINTAGE; High-Volume; Use original cover plate on Eng. w/canister oil filter
1	Oil Pump	62	224-4174	VINTAGE; Use original cover plate on Eng. w/canister oil filter
1	Pump Repair Kit	62	224-5174	VINTAGE
1	Inter. Shaft	62	224-6174	VINTAGE
QTY	GASKETS	YEARS	PART NO.	DESCRIPTION
1	Valley Pan Gasket Set	62	260-4034	Premium set; Performance manifold gskts. incl.
1	Valley Pan Gasket Set	62	260-4011	VINTAGE
QTY	FREEZE PLUGS	YEARS	PART NO.	DESCRIPTION
1	Brass Block Plug Kit	62	381-8011	VINTAGE
1	Steel Block Plug Kit	62	381-4031	VINTAGE
1	Brass Deep Cup Freeze Plug	62	381-9001	VINTAGE; 1.625" Diameter
1	Steel Deep Cup Freeze Plug	62	381-3041	1.625" Diameter
1	Steel Deep Cup Freeze Plug	62	381-3084	2.141" Diameter

383 6.3L (6277cc) OHV V8 (16 Valve), 4.25" Bore (Chrysler Eng.), 2-4 Bbl. "Eng. Code S38" 1962 144

QTY	TIMING	YEARS	PART NO.	DESCRIPTION
1	3 Piece Set	62	KT3-168S	VINTAGE; Incl. rlr. type chain; (1) 222-168; (1) 223-339; (1) 223-380
1	3 Piece Set	62	KT3-495S	VINTAGE; Incl. silent type chain; (1) 222-495; (1) 223-290; (1) 223-291
1	Timing Chain	62	222-168	Double rlr.; 66 Links
1	Timing Chain	62	222-495	Silent type; 50 Links
1	Crank Sprocket	62	223-291	Use w/silent type chain; 19 Teeth
QTY	CAMSHAFT/LIFTER	YEARS	PART NO.	DESCRIPTION
16	Lifter	62	HT-812 Std Only	VINTAGE; Hyd.; 1.830" - 1.860" Length
16	Lifter, Bulk	62	HT-812B Std Only	VINTAGE; Hyd.; Carton of 117; 1.830" - 1.860" Length
QTY	ROCKER PARTS	YEARS	PART NO.	DESCRIPTION
8	Arm	62	R-829 Std Only	VINTAGE; Loc. L.H.
8	Arm	62	R-828 Std Only	VINTAGE; Loc. R.H.
2	Rocker Shaft	62	RS-612 Std Only	VINTAGE
QTY	VALVE	YEARS	PART NO.	DESCRIPTION
8	Exhaust	62	V-1339 Std Only	VINTAGE; 1.5980" Head Dia., 0.3715" Stem Dia., 4.8900" O.A.L.
8	Intake	62	V-1386 Std Only	VINTAGE; 2.0800" Head Dia., 0.3725" Stem Dia., 4.8685" O.A.L.

(continued on next page)

Chrysler Car (Incl. Chrysler, DeSoto, Dodge, Plymouth)

144 383 6.3L (6277cc) OHV V8 (16 Valve), 4.25" Bore (Chrysler Eng.), 2-4 Bbl. "Eng. Code S38" 1962

(cont.)

QTY	VALVE SPRING	YEARS	PART NO.	DESCRIPTION
16	Spring	62	VS-673 Std Only	VINTAGE; 2.5800" Free Height
16	VALVE SEAL	YEARS	PART NO.	DESCRIPTION
16	Valve Stem Seal	62	ST-2002 Std Only	Use w/O.E. guide; Installation requires valve guide machining; (PLY) Polyacrylate
16	Valve Stem Seal	62	ST-2014 Std Only	Use w/repair guide; Positive type; Installation requires valve guide machining; (TFL) PTFE
8	Valve Stem Seal	62	MV-1707C Std Only	VINTAGE; Loc. Exhaust; Umbrella type; (NTRL) Nitrile
8	Valve Stem Seal	62	MV-1707C Std Only	VINTAGE; Loc. Intake; Umbrella type; (NTRL) Nitrile
8	Valve Stem Seal Bulk	62	MV-1707 Std Only	Loc. Exhaust; Umbrella type; Carton of 100; (NTRL) Nitrile
8	Valve Stem Seal Bulk	62	MV-1707 Std Only	Loc. Intake; Umbrella type; Carton of 100; (NTRL) Nitrile
16	Valve Stem Seal Bulk	62	ST-2002BC Std Only	Use w/O.E. guide; Positive type; Installation requires valve guide machining; Carton of 100; (PLY) Polyacrylate
16	Valve Stem Seal Bulk	62	ST-2014BC Std Only	Use w/repair guide; Positive type; Installation requires valve guide machining; Carton of 100; (TFL) PTFE
QTY	VALVE SEAT	YEARS	PART NO.	DESCRIPTION
8	Seat	62	245-1875-1 Std Only	Loc. Exh.; 1.8810" OD, 1.6100" ID, 0.2485" Depth
8	Seat	62	245-1875-1N Std Only	Loc. Exh.; Premium Material; 1.8810" OD, 1.6100" ID, 0.2485" Depth
8	Seat	62	245-2250-1 Std Only	Loc. Int.; Machine ID to fit; 2.2555" OD, 1.9375" ID, 0.1855" Depth
QTY	VALVE, MISC	YEARS	PART NO.	DESCRIPTION
16	Keeper	62	VK-174 Std Only	Loc. Exh.; 4 groove
16	Keeper	62	VK-174R Std Only	Loc. Exh.; 4 groove; Hardened
16	Keeper	62	VK-66 Std Only	Loc. Int.; 2 groove
16	Keeper	62	VK-66R Std Only	Loc. Int.; 2 groove; Hardened
16	Spring Insert	62	259-103C Std Only	.015"; ID 1.030"; Carton of 100
16	Spring Insert	62	259-103B Std Only	.030"; ID 1.030"; Carton of 100
16	Spring Insert	62	259-103BRS Std Only	.030"; ID 1.030"; Carton of 500
16	Spring Insert	62	259-103A Std Only	.060"; ID 1.030"; Carton of 100
16	Spring Insert	62	259-103ARS Std Only	.060"; ID 1.030"; Carton of 500
QTY	PISTON	YEARS	PART NO.	DESCRIPTION
8	Cast Piston	62	366AP Std-20-30-40-60	VINTAGE; Cast; 1.0939" Pin Dia.; 2 Rings 5/64 Groove, 1 Ring 3/16 Groove, 1.848 CD, Flat Head - 8.4:1 C.R.
8	Cast Piston - Individual	62	W366NP Std-20-30-40-60	VINTAGE; Cast; 1.0939" Pin Dia.; 2 Rings 5/64 Groove, 1 Ring 3/16 Groove, 1.848 CD, Flat Head - 8.4:1 C.R.
QTY	RINGS	YEARS	PART NO.	DESCRIPTION
1	Premium Set	62	E-233K Std-20-30-40-60	2-5/64, 1-3/16; Premium Moly
1	Standard Set	62	E-233X Std-20-30-40-60	2-5/64, 1-3/16; Iron
QTY	ENGINE BEARINGS	YEARS	PART NO.	DESCRIPTION
1	Main Set	62	4094M Std-10-20-30-40-60	VINTAGE; 3.453" max. flange OD
1	Rod Set	62	8-2320CP Std-10-20-30-40-50	VINTAGE; 8-2320CA 60 avail. as unplated & resizeable
1	Rod Set	62	8-2320CA 60 60	VINTAGE; Unplated & resizeable
8	Rod Pair	62	2320CP Std-1-10-20-30-40-50	VINTAGE
1	Cam Set	62	1453M Std Only	VINTAGE; Babbitt material; Full round design
QTY	OIL PUMP	YEARS	PART NO.	DESCRIPTION
1	Oil Pump	62	224-43366A	VINTAGE; High Pressure; Use original cover plate on Eng. with canister oil filter
1	Oil Pump	62	224-4174V	VINTAGE; High-Volume; Use original cover plate on Eng. w/canister oil filter
1	Oil Pump	62	224-4174	VINTAGE; Use original cover plate on Eng. w/canister oil filter
1	Pump Repair Kit	62	224-5174	VINTAGE
1	Inter. Shaft	62	224-6174	VINTAGE
QTY	GASKETS	YEARS	PART NO.	DESCRIPTION
1	Valley Pan Gasket Set	62	260-4034	Premium set; Performance manifold gskts. incl.
1	Valley Pan Gasket Set	62	260-4011	VINTAGE
QTY	FREEZE PLUGS	YEARS	PART NO.	DESCRIPTION
1	Brass Block Plug Kit	62	381-8011	VINTAGE
1	Steel Block Plug Kit	62	381-4031	VINTAGE
1	Brass Deep Cup Freeze Plug	62	381-9001	VINTAGE; 1.625" Diameter
1	Steel Deep Cup Freeze Plug	62	381-3041	1.625" Diameter
1	Steel Deep Cup Freeze Plug	62	381-3084	2.141" Diameter

145 383 6.3L (6277cc) OHV V8 (16 Valve), 4.25" Bore (Chrysler Eng.), 4 Bbl. "Eng. Code S38" 1962

QTY	TIMING	YEARS	PART NO.	DESCRIPTION
1	3 Piece Set	62	KT3-168S	VINTAGE; Incl. rlr. type chain; (1) 222-168; (1) 223-339; (1) 223-380
1	3 Piece Set	62	KT3-495S	VINTAGE; Incl. silent type chain; (1) 222-495; (1) 223-290; (1) 223-291

Chrysler Car (Incl. Chrysler, DeSoto, Dodge, Plymouth)

383 6.3L (6277cc) OHV V8 (16 Valve), 4.25" Bore (Chrysler Eng.), 4 Bbl. "Eng. Code S38" 1962 145
(cont.)

QTY	TIMING (cont.)	YEARS	PART NO.	DESCRIPTION
1	Timing Chain	62	222-168	Double rlr.; 66 Links
1	Timing Chain	62	222-495	Silent type; 50 Links
1	Crank Sprocket	62	223-291	Use w/silent type chain; 19 Teeth
QTY	CAMSHAFT/LIFTER	YEARS	PART NO.	DESCRIPTION
16	Lifter	62	HT-812 Std Only	VINTAGE; Hyd.; 1.830" - 1.860" Length
16	Lifter, Bulk	62	HT-812B Std Only	VINTAGE; Hyd.; Carton of 117; 1.830" - 1.860" Length
QTY	PUSH ROD	YEARS	PART NO.	DESCRIPTION
16	Push Rod	62	RP-3031 Std Only	VINTAGE; Exc. Hi-Perf. Eng.s.; 8.6450" O.A.L.
QTY	ROCKER PARTS	YEARS	PART NO.	DESCRIPTION
8	Arm	62	R-829 Std Only	VINTAGE; Loc. L.H.
8	Arm	62	R-828 Std Only	VINTAGE; Loc. R.H.
2	Rocker Shaft	62	RS-612 Std Only	VINTAGE
QTY	VALVE	YEARS	PART NO.	DESCRIPTION
8	Exhaust	62	V-1339 Std Only	VINTAGE; 1.5980" Head Dia., 0.3715" Stem Dia., 4.8900" O.A.L.
8	Intake	62	V-1386 Std Only	VINTAGE; 2.0800" Head Dia., 0.3725" Stem Dia., 4.8685" O.A.L.
QTY	VALVE SPRING	YEARS	PART NO.	DESCRIPTION
16	Spring	62	VS-673 Std Only	VINTAGE; 2.5800" Free Height
QTY	VALVE SEAL	YEARS	PART NO.	DESCRIPTION
16	Valve Stem Seal	62	ST-2002 Std Only	Use w/O.E. guide; Installation requires valve guide machining; (PLY) Polyacrylate
16	Valve Stem Seal	62	ST-2014 Std Only	Use w/repair guide; Positive type; Installation requires valve guide machining; (TFL) PTFE
8	Valve Stem Seal	62	MV-1707C Std Only	VINTAGE; Loc. Exhaust; Umbrella type; (NTRL) Nitrile
8	Valve Stem Seal	62	MV-1707C Std Only	VINTAGE; Loc. Intake; Umbrella type; (NTRL) Nitrile
8	Valve Stem Seal Bulk	62	MV-1707 Std Only	Loc. Exhaust; Umbrella type; Carton of 100; (NTRL) Nitrile
8	Valve Stem Seal Bulk	62	MV-1707 Std Only	Loc. Intake; Umbrella type; Carton of 100; (NTRL) Nitrile
16	Valve Stem Seal Bulk	62	ST-2002BC Std Only	Use w/O.E. guide; Positive type; Installation requires valve guide machining; Carton of 100; (PLY) Polyacrylate
16	Valve Stem Seal Bulk	62	ST-2014BC Std Only	Use w/repair guide; Positive type; Installation requires valve guide machining; Carton of 100; (TFL) PTFE
QTY	VALVE SEAT	YEARS	PART NO.	DESCRIPTION
8	Seat	62	245-1875-1 Std Only	Loc. Exh.; 1.8810" OD, 1.6100" ID, 0.2485" Depth
8	Seat	62	245-1875-1N Std Only	Loc. Exh.; Premium Material; 1.8810" OD, 1.6100" ID, 0.2485" Depth
8	Seat	62	245-2250-1 Std Only	Loc. Int.; Machine ID to fit; 2.2555" OD, 1.9375" ID, 0.1855" Depth
QTY	VALVE, MISC	YEARS	PART NO.	DESCRIPTION
16	Keeper	62	VK-174 Std Only	Loc. Exh.; 4 groove
16	Keeper	62	VK-174R Std Only	Loc. Exh.; 4 groove; Hardened
16	Keeper	62	VK-66 Std Only	Loc. Int.; 2 groove
16	Keeper	62	VK-66R Std Only	Loc. Int.; 2 groove; Hardened
16	Spring Insert	62	259-103C Std Only	.015"; ID 1.030"; Carton of 100
16	Spring Insert	62	259-103B Std Only	.030"; ID 1.030"; Carton of 100
16	Spring Insert	62	259-103BR Std Only	.030"; ID 1.030"; Carton of 500
16	Spring Insert	62	259-103A Std Only	.060"; ID 1.030"; Carton of 100
16	Spring Insert	62	259-103ARS Std Only	.060"; ID 1.030"; Carton of 500
QTY	PISTON	YEARS	PART NO.	DESCRIPTION
8	Cast Piston	62	366AP Std-20-30-40-60	VINTAGE; Cast; 1.0939" Pin Dia.; 2 Rings 5/64 Groove, 1 Ring 3/16 Groove, 1.848 CD, Flat Head - 8.4:1 C.R.
8	Cast Piston - Individual	62	W366NP Std-20-30-40-60	VINTAGE; Cast; 1.0939" Pin Dia.; 2 Rings 5/64 Groove, 1 Ring 3/16 Groove, 1.848 CD, Flat Head - 8.4:1 C.R.
QTY	RINGS	YEARS	PART NO.	DESCRIPTION
1	Premium Set	62	E-233K Std-20-30-40-60	2-5/64, 1-3/16; Premium Moly
1	Standard Set	62	E-233X Std-20-30-40-60	2-5/64, 1-3/16; Iron
QTY	ENGINE BEARINGS	YEARS	PART NO.	DESCRIPTION
1	Main Set	62	4094M Std-10-20-30-40-60	VINTAGE; 3.453" max. flange OD
1	Rod Set	62	8-2320CP Std-10-20-30-40-50	VINTAGE; 8-2320CA 60 avail. as unplated & resizeable
1	Rod Set	62	8-2320CA 60 60	VINTAGE; Unplated & resizeable
8	Rod Pair	62	2320CP Std-1-10-20-30-40-50	VINTAGE
1	Cam Set	62	1453M Std Only	VINTAGE; Babbitt material; Full round design
QTY	OIL PUMP	YEARS	PART NO.	DESCRIPTION
1	Oil Pump	62	224-43366A	VINTAGE; High Pressure; Use original cover plate on Eng.s. with canister oil filter
1	Oil Pump	62	224-4174V	VINTAGE; High-Volume; Use original cover plate on Eng.s. w/canister oil filter

(continued on next page)

Chrysler Car (Incl. Chrysler, DeSoto, Dodge, Plymouth)

145 383 6.3L (6277cc) OHV V8 (16 Valve), 4.25" Bore (Chrysler Eng.), 4 Bbl. "Eng. Code S38" 1962
(cont.)

BLOCK	QTY	OIL PUMP (cont.)	YEARS	PART NO.	DESCRIPTION	BLOCK
	1	Oil Pump	62	224-4174	VINTAGE; Use original cover plate on Eng. w/canister oil filter	
	1	Pump Repair Kit	62	224-5174	VINTAGE	
	1	Inter. Shaft	62	224-6174	VINTAGE	
QTY	GASKETS	YEARS	PART NO.	DESCRIPTION		
1	Valley Pan Gasket Set	62	260-4034	Premium set; Performance manifold gsks. incl.		
1	Valley Pan Gasket Set	62	260-4011	VINTAGE		
QTY	FREEZE PLUGS	YEARS	PART NO.	DESCRIPTION		
1	Brass Block Plug Kit	62	381-8011	VINTAGE		
1	Steel Block Plug Kit	62	381-4031	VINTAGE		
1	Brass Deep Cup Freeze Plug	62	381-9001	VINTAGE; 1.625" Diameter		
1	Steel Deep Cup Freeze Plug	62	381-3041	1.625" Diameter		
1	Steel Deep Cup Freeze Plug	62	381-3084	2.141" Diameter		

146 383 6.3L (6277cc) OHV V8 (16 Valve), 4.25" Bore (Chrysler Eng.), 2 Bbl. "Eng. Code T38" 1963

VALVE TRAIN	QTY	TIMING	YEARS	PART NO.	DESCRIPTION	VALVE TRAIN
	1	3 Piece Set	63	KT3-168S	VINTAGE; Incl. rlr. type chain; (1) 222-168; (1) 223-339; (1) 223-380	
	1	3 Piece Set	63	KT3-495S	VINTAGE; Incl. silent type chain; (1) 222-495; (1) 223-290; (1) 223-291	
	1	Timing Chain	63	222-168	Double rlr.; 66 Links	
	1	Timing Chain	63	222-495	Silent type; 50 Links	
	1	Crank Sprocket	63	223-291	Use w/silent type chain; 19 Teeth	
QTY	CAMSHAFT/LIFTER	YEARS	PART NO.	DESCRIPTION		
1	Camshaft	63	CS-327	VINTAGE; Exc. Hi-Perf.; Hydraulic, (050) Duration at .050 Lobe Lift, 209 Exh., 206 Int., 113 Degrees Lobe Separation		
1	Camshaft	63	CS-327	VINTAGE; Hydraulic, (050) Duration at .050 Lobe Lift, 209 Exh., 206 Int., 113 Degrees Lobe Separation		
1	Prelube		55-403 Std Only	1.5 oz. packet		
1	Prelube		55-400 Std Only	4 oz. bottle; 1.5 oz. packet No. 55-403 also avail.		
16	Lifter	63	HT-812 Std Only	VINTAGE; Hyd.; 1.830" - 1.860" Length		
16	Lifter, Bulk	63	HT-812B Std Only	VINTAGE; Hyd.; Carton of 117; 1.830" - 1.860" Length		
QTY	PUSH ROD	YEARS	PART NO.	DESCRIPTION		
16	Push Rod	63	RP-3031 Std Only	VINTAGE; Exc. Hi-Perf. Eng.; 8.6450" O.A.L.		
QTY	ROCKER PARTS	YEARS	PART NO.	DESCRIPTION		
8	Arm	63	R-829 Std Only	VINTAGE; Loc. L.H.		
8	Arm	63	R-828 Std Only	VINTAGE; Loc. R.H.		
2	Rocker Shaft	63	RS-612 Std Only	VINTAGE		
QTY	VALVE	YEARS	PART NO.	DESCRIPTION		
8	Exhaust	63	V-1339 Std Only	VINTAGE; 1.5980" Head Dia., 0.3715" Stem Dia., 4.8900" O.A.L.		
8	Intake	63	V-1386 Std Only	VINTAGE; 2.0800" Head Dia., 0.3725" Stem Dia., 4.8685" O.A.L.		
QTY	VALVE SPRING	YEARS	PART NO.	DESCRIPTION		
16	Spring	63	VS-673 Std Only	VINTAGE; 2.5800" Free Height		
QTY	VALVE SEAL	YEARS	PART NO.	DESCRIPTION		
16	Valve Stem Seal	63	ST-2002 Std Only	Use w/O.E. guide; Installation requires valve guide machining; (PLY) Polyacrylate		
16	Valve Stem Seal	63	ST-2014 Std Only	Use w/repair guide; Positive type; Installation requires valve guide machining; (TFL) PTFE		
8	Valve Stem Seal	63	MV-1707C Std Only	VINTAGE; Loc. Exhaust; Umbrella type; (NTRL) Nitrile		
8	Valve Stem Seal	63	MV-1707C Std Only	VINTAGE; Loc. Intake; Umbrella type; (NTRL) Nitrile		
8	Valve Stem Seal Bulk	63	MV-1707 Std Only	Loc. Exhaust; Umbrella type; Carton of 100; (NTRL) Nitrile		
8	Valve Stem Seal Bulk	63	MV-1707 Std Only	Loc. Intake; Umbrella type; Carton of 100; (NTRL) Nitrile		
16	Valve Stem Seal Bulk	63	ST-2002BC Std Only	Use w/O.E. guide; Positive type; Installation requires valve guide machining; Carton of 100; (PLY) Polyacrylate		
16	Valve Stem Seal Bulk	63	ST-2014BC Std Only	Use w/repair guide; Positive type; Installation requires valve guide machining; Carton of 100; (TFL) PTFE		
QTY	VALVE SEAT	YEARS	PART NO.	DESCRIPTION		
8	Seat	63	245-1875-1 Std Only	Loc. Exh.; 1.8810" OD, 1.6100" ID, 0.2485" Depth		
8	Seat	63	245-1875-1N Std Only	Loc. Exh.; Premium Material; 1.8810" OD, 1.6100" ID, 0.2485" Depth		
8	Seat	63	245-2250-1 Std Only	Loc. Int.; Machine ID to fit; 2.2555" OD, 1.9375" ID, 0.1855" Depth		
QTY	VALVE, MISC	YEARS	PART NO.	DESCRIPTION		
16	Keeper	63	VK-174 Std Only	Loc. Exh.; 4 groove		
16	Keeper	63	VK-174R Std Only	Loc. Exh.; 4 groove; Hardened		

(continued on next page)

Chrysler Car (Incl. Chrysler, DeSoto, Dodge, Plymouth)

383 6.3L (6277cc) OHV V8 (16 Valve), 4.25" Bore (Chrysler Eng.), 2 Bbl. "Eng. Code T38" 1963 146
(cont.)

QTY	VALVE, MISC (cont.)	YEARS	PART NO.	DESCRIPTION
16	Keeper	63	VK-66 Std Only	Loc. Int.; 2 groove
16	Keeper	63	VK-66R Std Only	Loc. Int.; 2 groove; Hardened
16	Spring Insert	63	259-103C Std Only	.015"; ID 1.030"; Carton of 100
16	Spring Insert	63	259-103B Std Only	.030"; ID 1.030"; Carton of 100
16	Spring Insert	63	259-103BRS Std Only	.030"; ID 1.030"; Carton of 500
16	Spring Insert	63	259-103A Std Only	.060"; ID 1.030"; Carton of 100
16	Spring Insert	63	259-103ARS Std Only	.060"; ID 1.030"; Carton of 500
QTY	PISTON	YEARS	PART NO.	DESCRIPTION
8	Cast Piston	63	366AP Std-20-30-40-60	VINTAGE; Cast; 1.0939" Pin Dia.; 2 Rings 5/64 Groove, 1 Ring 3/16 Groove, 1.848 CD, Flat Head - 8.4:1 C.R.
8	Cast Piston - Individual	63	W366NP Std-20-30-40-60	VINTAGE; Cast; 1.0939" Pin Dia.; 2 Rings 5/64 Groove, 1 Ring 3/16 Groove, 1.848 CD, Flat Head - 8.4:1 C.R.
QTY	RINGS	YEARS	PART NO.	DESCRIPTION
1	Premium Set	63	E-233K Std-20-30-40-60	2-5/64, 1-3/16; Premium Moly
1	Standard Set	63	E-233X Std-20-30-40-60	2-5/64, 1-3/16; Iron
QTY	ENGINE BEARINGS	YEARS	PART NO.	DESCRIPTION
1	Main Set	63	4094M Std-10-20-30-40-60	VINTAGE; 3.453" max. flange OD
1	Rod Set	63	8-2320CP Std-10-20-30-40-50	VINTAGE; 8-2320CA 60 avail. as unplated & resizeable
1	Rod Set	63	8-2320CA 60 60	VINTAGE; Unplated & resizeable
8	Rod Pair	63	2320CP Std-1-10-20-30-40-50	VINTAGE
1	Cam Set	63	1453M Std Only	VINTAGE; Babbitt material; Full round design
QTY	OIL PUMP	YEARS	PART NO.	DESCRIPTION
1	Oil Pump	63	224-43366A	VINTAGE; High Pressure; Use original cover plate on Eng. with canister oil filter
1	Oil Pump	63	224-4174V	VINTAGE; High-Volume; Use original cover plate on Eng. w/canister oil filter
1	Oil Pump	63	224-4174	VINTAGE; Use original cover plate on Eng. w/canister oil filter
1	Pump Repair Kit	63	224-5174	VINTAGE
1	Inter. Shaft	63	224-6174	VINTAGE
QTY	GASKETS	YEARS	PART NO.	DESCRIPTION
1	Kit Gasket Set	63	260-1001	VINTAGE; w/6-bolt valve covers; Int. manifold gskt. not incl.; Premium valve stem seals incl.
1	Valley Pan Gasket Set	63	260-4034	Premium set; Performance manifold gskts. incl.
1	Valley Pan Gasket Set	63	260-4011	VINTAGE
QTY	FREEZE PLUGS	YEARS	PART NO.	DESCRIPTION
1	Brass Block Plug Kit	63	381-8011	VINTAGE
1	Steel Block Plug Kit	63	381-4031	VINTAGE
1	Brass Deep Cup Freeze Plug	63	381-9001	VINTAGE; 1.625" Diameter
1	Steel Deep Cup Freeze Plug	63	381-3041	1.625" Diameter
1	Steel Deep Cup Freeze Plug	63	381-3084	2.141" Diameter

383 6.3L (6277cc) OHV V8 (16 Valve), 4.25" Bore (Chrysler Eng.), 2-4 Bbl. "Eng. Code T38" 1963 147

QTY	TIMING	YEARS	PART NO.	DESCRIPTION
1	3 Piece Set	63	KT3-168S	VINTAGE; Incl. rlr. type chain; (1) 222-168; (1) 223-339; (1) 223-380
1	3 Piece Set	63	KT3-495S	VINTAGE; Incl. silent type chain; (1) 222-495; (1) 223-290; (1) 223-291
1	Timing Chain	63	222-168	Double rlr.; 66 Links
1	Timing Chain	63	222-495	Silent type; 50 Links
1	Crank Sprocket	63	223-291	Use w/silent type chain; 19 Teeth
QTY	CAMSHAFT/LIFTER	YEARS	PART NO.	DESCRIPTION
1	Camshaft	63	CS-327	VINTAGE; Hydraulic, (050) Duration at .050 Lobe Lift, 209 Exh., 206 Int., 113 Degrees Lobe Separation
1	Prelube		55-403 Std Only	1.5 oz. packet
1	Prelube		55-400 Std Only	4 oz. bottle; 1.5 oz. packet No. 55-403 also avail.
16	Lifter	63	HT-812 Std Only	VINTAGE; Hyd.; 1.830" - 1.860" Length
16	Lifter, Bulk	63	HT-812B Std Only	VINTAGE; Hyd.; Carton of 117; 1.830" - 1.860" Length
QTY	ROCKER PARTS	YEARS	PART NO.	DESCRIPTION
8	Arm	63	R-829 Std Only	VINTAGE; Loc. L.H.
8	Arm	63	R-828 Std Only	VINTAGE; Loc. R.H.
2	Rocker Shaft	63	RS-612 Std Only	VINTAGE
QTY	VALVE	YEARS	PART NO.	DESCRIPTION
8	Exhaust	63	V-1339 Std Only	VINTAGE; 1.5980" Head Dia., 0.3715" Stem Dia., 4.8900" O.A.L.
8	Intake	63	V-1386 Std Only	VINTAGE; 2.0800" Head Dia., 0.3725" Stem Dia., 4.8685" O.A.L.

(continued on next page)

Chrysler Car (Incl. Chrysler, DeSoto, Dodge, Plymouth)

147 383 6.3L (6277cc) OHV V8 (16 Valve), 4.25" Bore (Chrysler Eng.), 2-4 Bbl. "Eng. Code T38" 1963
(cont.)

QTY	VALVE SPRING	YEARS	PART NO.	DESCRIPTION
16	Spring	63	VS-673 Std Only	VINTAGE; 2.5800" Free Height
QTY	VALVE SEAL	YEARS	PART NO.	DESCRIPTION
16	Valve Stem Seal	63	ST-2002 Std Only	Use w/O.E. guide; Installation requires valve guide machining; (PLY) Polyacrylate
16	Valve Stem Seal	63	ST-2014 Std Only	Use w/repair guide; Positive type; Installation requires valve guide machining; (TFL) PTFE
8	Valve Stem Seal	63	MV-1707C Std Only	VINTAGE; Loc. Exhaust; Umbrella type; (NTRL) Nitrile
8	Valve Stem Seal	63	MV-1707C Std Only	VINTAGE; Loc. Intake; Umbrella type; (NTRL) Nitrile
8	Valve Stem Seal Bulk	63	MV-1707 Std Only	Loc. Exhaust; Umbrella type; Carton of 100; (NTRL) Nitrile
8	Valve Stem Seal Bulk	63	MV-1707 Std Only	Loc. Intake; Umbrella type; Carton of 100; (NTRL) Nitrile
16	Valve Stem Seal Bulk	63	ST-2002BC Std Only	Use w/O.E. guide; Positive type; Installation requires valve guide machining; Carton of 100; (PLY) Polyacrylate
16	Valve Stem Seal Bulk	63	ST-2014BC Std Only	Use w/repair guide; Positive type; Installation requires valve guide machining; Carton of 100; (TFL) PTFE
QTY	VALVE SEAT	YEARS	PART NO.	DESCRIPTION
8	Seat	63	245-1875-1 Std Only	Loc. Exh.; 1.8810" OD, 1.6100" ID, 0.2485" Depth
8	Seat	63	245-1875-1N Std Only	Loc. Exh.; Premium Material; 1.8810" OD, 1.6100" ID, 0.2485" Depth
8	Seat	63	245-2250-1 Std Only	Loc. Int.; Machine ID to fit; 2.2555" OD, 1.9375" ID, 0.1855" Depth
QTY	VALVE, MISC	YEARS	PART NO.	DESCRIPTION
16	Keeper	63	VK-174 Std Only	Loc. Exh.; 4 groove
16	Keeper	63	VK-174R Std Only	Loc. Exh.; 4 groove; Hardened
16	Keeper	63	VK-66 Std Only	Loc. Int.; 2 groove
16	Keeper	63	VK-66R Std Only	Loc. Int.; 2 groove; Hardened
16	Spring Insert	63	259-103C Std Only	.015"; ID 1.030"; Carton of 100
16	Spring Insert	63	259-103B Std Only	.030"; ID 1.030"; Carton of 100
16	Spring Insert	63	259-103BRS Std Only	.030"; ID 1.030"; Carton of 500
16	Spring Insert	63	259-103A Std Only	.060"; ID 1.030"; Carton of 100
16	Spring Insert	63	259-103ARS Std Only	.060"; ID 1.030"; Carton of 500
QTY	PISTON	YEARS	PART NO.	DESCRIPTION
8	Cast Piston	63	366AP Std-20-30-40-60	VINTAGE; Cast; 1.0939" Pin Dia.; 2 Rings 5/64 Groove, 1 Ring 3/16 Groove, 1.848 CD, Flat Head - 8.4:1 C.R.
8	Cast Piston - Individual	63	W366NP Std-20-30-40-60	VINTAGE; Cast; 1.0939" Pin Dia.; 2 Rings 5/64 Groove, 1 Ring 3/16 Groove, 1.848 CD, Flat Head - 8.4:1 C.R.
QTY	RINGS	YEARS	PART NO.	DESCRIPTION
1	Premium Set	63	E-233K Std-20-30-40-60	2-5/64, 1-3/16; Premium Moly
1	Standard Set	63	E-233X Std-20-30-40-60	2-5/64, 1-3/16; Iron
QTY	ENGINE BEARINGS	YEARS	PART NO.	DESCRIPTION
1	Main Set	63	4094M Std-10-20-30-40-60	VINTAGE; 3.453" max. flange OD
1	Rod Set	63	8-2320CP Std-10-20-30-40-50	VINTAGE; 8-2320CA 60 avail. as unplated & resizeable
1	Rod Set	63	8-2320CA 60 60	VINTAGE; Unplated & resizeable
8	Rod Pair	63	2320CP Std-1-10-20-30-40-50	VINTAGE
1	Cam Set	63	1453M Std Only	VINTAGE; Babbitt material; Full round design
QTY	OIL PUMP	YEARS	PART NO.	DESCRIPTION
1	Oil Pump	63	224-43366A	VINTAGE; High Pressure; Use original cover plate on Eng. with canister oil filter
1	Oil Pump	63	224-4174V	VINTAGE; High-Volume; Use original cover plate on Eng. w/canister oil filter
1	Oil Pump	63	224-4174	VINTAGE; Use original cover plate on Eng. w/canister oil filter
1	Pump Repair Kit	63	224-5174	VINTAGE
1	Inter. Shaft	63	224-6174	VINTAGE
QTY	GASKETS	YEARS	PART NO.	DESCRIPTION
1	Kit Gasket Set	63	260-1001	VINTAGE; w/6-bolt valve covers; Int. manifold gskt. not incl.; Premium valve stem seals incl.
1	Valley Pan Gasket Set	63	260-4034	Premium set; Performance manifold gskts. incl.
1	Valley Pan Gasket Set	63	260-4011	VINTAGE
QTY	FREEZE PLUGS	YEARS	PART NO.	DESCRIPTION
1	Brass Block Plug Kit	63	381-8011	VINTAGE
1	Steel Block Plug Kit	63	381-4031	VINTAGE
1	Brass Deep Cup Freeze Plug	63	381-9001	VINTAGE; 1.625" Diameter
1	Steel Deep Cup Freeze Plug	63	381-3041	1.625" Diameter
1	Steel Deep Cup Freeze Plug	63	381-3084	2.141" Diameter

148 383 6.3L (6277cc) OHV V8 (16 Valve), 4.25" Bore (Chrysler Eng.), 4 Bbl. "Eng. Code T38" 1963

QTY	TIMING	YEARS	PART NO.	DESCRIPTION
1	3 Piece Set	63	KT3-168S	VINTAGE; Incl. rlr. type chain; (1) 222-168; (1) 223-339; (1) 223-380

Chrysler Car (Incl. Chrysler, DeSoto, Dodge, Plymouth)

383 6.3L (6277cc) OHV V8 (16 Valve), 4.25" Bore (Chrysler Eng.), 4 Bbl. "Eng. Code T38" 1963 148
(cont.)

QTY	TIMING (cont.)	YEARS	PART NO.	DESCRIPTION
1	3 Piece Set	63	KT3-495S	VINTAGE; Incl. silent type chain; (1) 222-495; (1) 223-290; (1) 223-291
1	Timing Chain	63	222-168	Double rlr.; 66 Links
1	Timing Chain	63	222-495	Silent type; 50 Links
1	Crank Sprocket	63	223-291	Use w/silent type chain; 19 Teeth
QTY	CAMSHAFT/LIFTER	YEARS	PART NO.	DESCRIPTION
1	Camshaft	63	CS-327	Plymouth Belvedere Base, Fleet Special Base, Fury Base, Savoy Base; VINTAGE; Exc. Hi-Perf.; Hydraulic, (050) Duration at .050 Lobe Lift, 209 Exh., 206 Int., 113 Degrees Lobe Separation
1	Camshaft	63	CS-327	VINTAGE; Hydraulic, (050) Duration at .050 Lobe Lift, 209 Exh., 206 Int., 113 Degrees Lobe Separation
1	Prelube		55-403 Std Only	1.5 oz. packet
1	Prelube		55-400 Std Only	4 oz. bottle; 1.5 oz. packet No. 55-403 also avail.
16	Lifter	63	HT-812 Std Only	VINTAGE; Hyd.; 1.830" - 1.860" Length
16	Lifter, Bulk	63	HT-812B Std Only	VINTAGE; Hyd.; Carton of 117; 1.830" - 1.860" Length
QTY	PUSH ROD	YEARS	PART NO.	DESCRIPTION
16	Push Rod	63	RP-3031 Std Only	VINTAGE; Exc. Hi-Perf. Eng.s.; 8.6450" O.A.L.
QTY	ROCKER PARTS	YEARS	PART NO.	DESCRIPTION
8	Arm	63	R-829 Std Only	VINTAGE; Loc. L.H.
8	Arm	63	R-828 Std Only	VINTAGE; Loc. R.H.
2	Rocker Shaft	63	RS-612 Std Only	VINTAGE
QTY	VALVE	YEARS	PART NO.	DESCRIPTION
8	Exhaust	63	V-1339 Std Only	VINTAGE; 1.5980" Head Dia., 0.3715" Stem Dia., 4.8900" O.A.L.
8	Intake	63	V-1386 Std Only	VINTAGE; 2.0800" Head Dia., 0.3725" Stem Dia., 4.8685" O.A.L.
QTY	VALVE SPRING	YEARS	PART NO.	DESCRIPTION
16	Spring	63	VS-673 Std Only	VINTAGE; 2.5800" Free Height
QTY	VALVE SEAL	YEARS	PART NO.	DESCRIPTION
16	Valve Stem Seal	63	ST-2002 Std Only	Use w/O.E. guide; Installation requires valve guide machining; (PLY) Polyacrylate
16	Valve Stem Seal	63	ST-2014 Std Only	Use w/repair guide; Positive type; Installation requires valve guide machining; (TFL) PTFE
8	Valve Stem Seal	63	MV-1707C Std Only	VINTAGE; Loc. Exhaust; Umbrella type; (NTRL) Nitrile
8	Valve Stem Seal	63	MV-1707C Std Only	VINTAGE; Loc. Intake; Umbrella type; (NTRL) Nitrile
8	Valve Stem Seal Bulk	63	MV-1707 Std Only	Loc. Exhaust; Umbrella type; Carton of 100; (NTRL) Nitrile
8	Valve Stem Seal Bulk	63	MV-1707 Std Only	Loc. Intake; Umbrella type; Carton of 100; (NTRL) Nitrile
16	Valve Stem Seal Bulk	63	ST-2002BC Std Only	Use w/O.E. guide; Positive type; Installation requires valve guide machining; Carton of 100; (PLY) Polyacrylate
16	Valve Stem Seal Bulk	63	ST-2014BC Std Only	Use w/repair guide; Positive type; Installation requires valve guide machining; Carton of 100; (TFL) PTFE
QTY	VALVE SEAT	YEARS	PART NO.	DESCRIPTION
8	Seat	63	245-1875-1 Std Only	Loc. Exh.; 1.8810" OD, 1.6100" ID, 0.2485" Depth
8	Seat	63	245-1875-1N Std Only	Loc. Exh.; Premium Material; 1.8810" OD, 1.6100" ID, 0.2485" Depth
8	Seat	63	245-2250-1 Std Only	Loc. Int.; Machine ID to fit; 2.2555" OD, 1.9375" ID, 0.1855" Depth
QTY	VALVE, MISC	YEARS	PART NO.	DESCRIPTION
16	Keeper	63	VK-174 Std Only	Loc. Exh.; 4 groove
16	Keeper	63	VK-174R Std Only	Loc. Exh.; 4 groove; Hardened
16	Keeper	63	VK-66 Std Only	Loc. Int.; 2 groove
16	Keeper	63	VK-66R Std Only	Loc. Int.; 2 groove; Hardened
16	Spring Insert	63	259-103C Std Only	.015"; ID 1.030"; Carton of 100
16	Spring Insert	63	259-103B Std Only	.030"; ID 1.030"; Carton of 100
16	Spring Insert	63	259-103BRS Std Only	.030"; ID 1.030"; Carton of 500
16	Spring Insert	63	259-103A Std Only	.060"; ID 1.030"; Carton of 100
16	Spring Insert	63	259-103ARS Std Only	.060"; ID 1.030"; Carton of 500
QTY	PISTON	YEARS	PART NO.	DESCRIPTION
8	Cast Piston	63	366AP Std-20-30-40-60	VINTAGE; Cast; 1.0939" Pin Dia.; 2 Rings 5/64 Groove, 1 Ring 3/16 Groove, 1.848 CD, Flat Head - 8.4:1 C.R.
8	Cast Piston - Individual	63	W366NP Std-20-30-40-60	VINTAGE; Cast; 1.0939" Pin Dia.; 2 Rings 5/64 Groove, 1 Ring 3/16 Groove, 1.848 CD, Flat Head - 8.4:1 C.R.
QTY	RINGS	YEARS	PART NO.	DESCRIPTION
1	Premium Set	63	E-233K Std-20-30-40-60	2-5/64, 1-3/16; Premium Moly
1	Standard Set	63	E-233X Std-20-30-40-60	2-5/64, 1-3/16; Iron
QTY	ENGINE BEARINGS	YEARS	PART NO.	DESCRIPTION
1	Main Set	63	4094M Std-10-20-30-40-60	VINTAGE; 3.453" max. flange OD
1	Rod Set	63	8-2320CP Std-10-20-30-40-50	VINTAGE; 8-2320CA 60 avail. as unplated & resizeable

(continued on next page)

Chrysler Car (Incl. Chrysler, DeSoto, Dodge, Plymouth)

148 383 6.3L (6277cc) OHV V8 (16 Valve), 4.25" Bore (Chrysler Eng.), 4 Bbl. "Eng. Code T38" 1963
(cont.)

BLOCK	ENGINE BEARINGS					BLOCK
	QTY	(cont.)	YEARS	PART NO.	DESCRIPTION	
	1	Rod Set	63	8-2320CA 60 60	VINTAGE; Unplated & resizeable	
	8	Rod Pair	63	2320CP Std-1-10-20-30-40-50	VINTAGE	
1	Cam Set	63	1453M Std Only	VINTAGE; Babbitt material; Full round design		
QTY	OIL PUMP	YEARS	PART NO.	DESCRIPTION		
1	Oil Pump	63	224-43366A	VINTAGE; High Pressure; Use original cover plate on Eng. with canister oil filter		
1	Oil Pump	63	224-4174V	VINTAGE; High-Volume; Use original cover plate on Eng. w/canister oil filter		
1	Oil Pump	63	224-4174	VINTAGE; Use original cover plate on Eng. w/canister oil filter		
1	Pump Repair Kit	63	224-5174	VINTAGE		
1	Inter. Shaft	63	224-6174	VINTAGE		
QTY	GASKETS	YEARS	PART NO.	DESCRIPTION		
1	Kit Gasket Set	63	260-1001	VINTAGE; w/6-bolt valve covers; Int. manifold gskt. not incl.; Premium valve stem seals incl.		
1	Valley Pan Gasket Set	63	260-4034	Premium set; Performance manifold gskts. incl.		
1	Valley Pan Gasket Set	63	260-4011	VINTAGE		
QTY	FREEZE PLUGS	YEARS	PART NO.	DESCRIPTION		
1	Brass Block Plug Kit	63	381-8011	VINTAGE		
1	Steel Block Plug Kit	63	381-4031	VINTAGE		
1	Brass Deep Cup Freeze Plug	63	381-9001	VINTAGE; 1.625" Diameter		
1	Steel Deep Cup Freeze Plug	63	381-3041	1.625" Diameter		
1	Steel Deep Cup Freeze Plug	63	381-3084	2.141" Diameter		

149 383 6.3L (6277cc) OHV V8 (16 Valve), 4.25" Bore (Chrysler Eng.), 2 Bbl. "Eng. Code V38" 1964

VALVE TRAIN	TIMING					VALVE TRAIN
	QTY		YEARS	PART NO.	DESCRIPTION	
	1	3 Piece Set	64	KT3-168S	VINTAGE; Incl. rlr. type chain; (1) 222-168; (1) 223-339; (1) 223-380	
	1	3 Piece Set	64	KT3-495S	VINTAGE; Incl. silent type chain; (1) 222-495; (1) 223-290; (1) 223-291	
1	Timing Chain	64	222-168	Double rlr.; 66 Links		
1	Timing Chain	64	222-495	Silent type; 50 Links		
1	Crank Sprocket	64	223-291	Use w/silent type chain; 19 Teeth		
QTY	CAMSHAFT/LIFTER	YEARS	PART NO.	DESCRIPTION		
1	Camshaft	64	CS-327	Chrysler 300 Base, Town & Country Base; VINTAGE; Exc. Hi-Perf.; Hydraulic, (050) Duration at .050 Lobe Lift, 209 Exh., 206 Int., 113 Degrees Lobe Separation		
1	Camshaft	64	CS-327	VINTAGE; Hydraulic, (050) Duration at .050 Lobe Lift, 209 Exh., 206 Int., 113 Degrees Lobe Separation		
1	Prelube		55-403 Std Only	1.5 oz. packet		
1	Prelube		55-400 Std Only	4 oz. bottle; 1.5 oz. packet No. 55-403 also avail.		
16	Lifter	64	HT-812 Std Only	VINTAGE; Hyd.; 1.830" - 1.860" Length		
16	Lifter, Bulk	64	HT-812B Std Only	VINTAGE; Hyd.; Carton of 117; 1.830" - 1.860" Length		
QTY	PUSH ROD	YEARS	PART NO.	DESCRIPTION		
16	Push Rod	64	RP-3031 Std Only	VINTAGE; Exc. Hi-Perf. Eng.; 8.6450" O.A.L.		
QTY	ROCKER PARTS	YEARS	PART NO.	DESCRIPTION		
8	Arm	64	R-829 Std Only	VINTAGE; Loc. L.H.		
8	Arm	64	R-828 Std Only	VINTAGE; Loc. R.H.		
2	Rocker Shaft	64	RS-612 Std Only	VINTAGE		
QTY	VALVE	YEARS	PART NO.	DESCRIPTION		
8	Exhaust	64	V-1339 Std Only	VINTAGE; 1.5980" Head Dia., 0.3715" Stem Dia., 4.8900" O.A.L.		
8	Intake	64	V-1386 Std Only	VINTAGE; 2.0800" Head Dia., 0.3725" Stem Dia., 4.8685" O.A.L.		
QTY	VALVE SPRING	YEARS	PART NO.	DESCRIPTION		
16	Spring	64	VS-673 Std Only	VINTAGE; 2.5800" Free Height		
QTY	VALVE SEAL	YEARS	PART NO.	DESCRIPTION		
16	Valve Stem Seal	64	ST-2002 Std Only	Use w/O.E. guide; Installation requires valve guide machining; (PLY) Polyacrylate		
16	Valve Stem Seal	64	ST-2014 Std Only	Use w/repair guide; Positive type; Installation requires valve guide machining; (TFL) PTFE		
8	Valve Stem Seal	64	MV-1707C Std Only	VINTAGE; Loc. Exhaust; Umbrella type; (NTRL) Nitrile		
8	Valve Stem Seal	64	MV-1707C Std Only	VINTAGE; Loc. Intake; Umbrella type; (NTRL) Nitrile		
8	Valve Stem Seal Bulk	64	MV-1707 Std Only	Loc. Exhaust; Umbrella type; Carton of 100; (NTRL) Nitrile		
8	Valve Stem Seal Bulk	64	MV-1707 Std Only	Loc. Intake; Umbrella type; Carton of 100; (NTRL) Nitrile		
16	Valve Stem Seal Bulk	64	ST-2002BC Std Only	Use w/O.E. guide; Positive type; Installation requires valve guide machining; Carton of 100; (PLY) Polyacrylate		

(continued on next page)

Chrysler Car (Incl. Chrysler, DeSoto, Dodge, Plymouth)

383 6.3L (6277cc) OHV V8 (16 Valve), 4.25" Bore (Chrysler Eng.), 2 Bbl. "Eng. Code V38" 1964 149
(cont.)

VALVE TRAIN	QTY	VALVE SEAL (cont.)	YEARS	PART NO.	DESCRIPTION	VALVE TRAIN
	16	Valve Stem Seal Bulk	64	ST-2014BC Std Only	Use w/repair guide; Positive type; Installation requires valve guide machining; Carton of 100; (TFL) PTFE	
	8	Seat	64	245-1875-1 Std Only	Loc. Exh.; 1.8810" OD, 1.6100" ID, 0.2485" Depth	
	8	Seat	64	245-1875-1N Std Only	Loc. Exh.; Premium Material; 1.8810" OD, 1.6100" ID, 0.2485" Depth	
	8	Seat	64	245-2250-1 Std Only	Loc. Int.; Machine ID to fit; 2.2555" OD, 1.9375" ID, 0.1855" Depth	
	16	Keeper	64	VK-174 Std Only	Loc. Exh.; 4 groove	
	16	Keeper	64	VK-174R Std Only	Loc. Exh.; 4 groove; Hardened	
	16	Keeper	64	VK-66 Std Only	Loc. Int.; 2 groove	
	16	Keeper	64	VK-66R Std Only	Loc. Int.; 2 groove; Hardened	
	16	Spring Insert	64	259-103C Std Only	.015"; ID 1.030"; Carton of 100	
	16	Spring Insert	64	259-103B Std Only	.030"; ID 1.030"; Carton of 100	
	16	Spring Insert	64	259-103BRS Std Only	.030"; ID 1.030"; Carton of 500	
	16	Spring Insert	64	259-103A Std Only	.060"; ID 1.030"; Carton of 100	
	16	Spring Insert	64	259-103ARS Std Only	.060"; ID 1.030"; Carton of 500	
	8	Cast Piston	64	366AP Std-20-30-40-60	VINTAGE; Cast; 1.0939" Pin Dia.; 2 Rings 5/64 Groove, 1 Ring 3/16 Groove, 1.848 CD, Flat Head - 8.4:1 C.R.	
	8	Cast Piston - Individual	64	W366NP Std-20-30-40-60	VINTAGE; Cast; 1.0939" Pin Dia.; 2 Rings 5/64 Groove, 1 Ring 3/16 Groove, 1.848 CD, Flat Head - 8.4:1 C.R.	
	1	Premium Set	64	E-233K Std-20-30-40-60	2-5/64, 1-3/16; Premium Moly	
	1	Standard Set	64	E-233X Std-20-30-40-60	2-5/64, 1-3/16; Iron	
	1	Main Set	64	4094M Std-10-20-30-40-60	VINTAGE; 3.453" max. flange OD	
	1	Rod Set	64	8-2320CP Std-10-20-30-40-50	VINTAGE; 8-2320CA 60 avail. as unplated & resizeable	
	1	Rod Set	64	8-2320CA 60 60	VINTAGE; Unplated & resizeable	
	8	Rod Pair	64	2320CP Std-1-10-20-30-40-50	VINTAGE	
	1	Cam Set	64	1453M Std Only	VINTAGE; Babbitt material; Full round design	
	1	Oil Pump	64	224-43366A	VINTAGE; High Pressure; Use original cover plate on Eng. with canister oil filter	
	1	Oil Pump	64	224-4174V	VINTAGE; High-Volume; Use original cover plate on Eng. w/canister oil filter	
	1	Oil Pump	64	224-4174	VINTAGE; Use original cover plate on Eng. w/canister oil filter	
	1	Pump Repair Kit	64	224-5174	VINTAGE	
	1	Inter. Shaft	64	224-6174	VINTAGE	
	1	Kit Gasket Set	64	260-1001	VINTAGE; w/6-bolt valve covers; Int. manifold gskt. not incl.; Premium valve stem seals incl.	
	1	Valley Pan Gasket Set	64	260-4034	Premium set; Performance manifold gskts. incl.	
	1	Valley Pan Gasket Set	64	260-4011	VINTAGE	
	1	Brass Block Plug Kit	64	381-8011	VINTAGE	
	1	Steel Block Plug Kit	64	381-4031	VINTAGE	
	1	Brass Deep Cup Freeze Plug	64	381-9001	VINTAGE; 1.625" Diameter	
	1	Steel Deep Cup Freeze Plug	64	381-3041	1.625" Diameter	
	1	Steel Deep Cup Freeze Plug	64	381-3084	2.141" Diameter	

383 6.3L (6277cc) OHV V8 (16 Valve), 4.25" Bore (Chrysler Eng.), 4 Bbl. "Eng. Code V38" 1964 150

QTY	TIMING	YEARS	PART NO.	DESCRIPTION
1	3 Piece Set	64	KT3-168S	VINTAGE; Incl. rr. type chain; (1) 222-168; (1) 223-339; (1) 223-380
1	3 Piece Set	64	KT3-495S	VINTAGE; Incl. silent type chain; (1) 222-495; (1) 223-290; (1) 223-291
1	Timing Chain	64	222-168	Double rr.; 66 Links
1	Timing Chain	64	222-495	Silent type; 50 Links
1	Crank Sprocket	64	223-291	Use w/silent type chain; 19 Teeth
1	Camshaft	64	CS-327	Plymouth Belvedere Base, Fury Base, Savoy Base; VINTAGE; Exc. Hi-Perf.; Hydraulic, (050) Duration at .050 Lobe Lift, 209 Exh., 206 Int., 113 Degrees Lobe Separation
1	Camshaft	64	CS-327	VINTAGE; Hydraulic, (050) Duration at .050 Lobe Lift, 209 Exh., 206 Int., 113 Degrees Lobe Separation

(continued on next page)

Chrysler Car (Incl. Chrysler, DeSoto, Dodge, Plymouth)

150 383 6.3L (6277cc) OHV V8 (16 Valve), 4.25" Bore (Chrysler Eng.), 4 Bbl. "Eng. Code V38" 1964
(cont.)

VALVE TRAIN		QTY	CAMSHAFT/LIFTER	YEARS	PART NO.	DESCRIPTION
		(cont.)				
		1	Prelube		55-403 Std Only	1.5 oz. packet
		1	Prelube		55-400 Std Only	4 oz. bottle; 1.5 oz. packet No. 55-403 also avail.
		16	Lifter	64	HT-812 Std Only	VINTAGE; Hyd.; 1.830" - 1.860" Length
		16	Lifter, Bulk	64	HT-812B Std Only	VINTAGE; Hyd.; Carton of 117; 1.830" - 1.860" Length
		QTY	PUSH ROD	YEARS	PART NO.	DESCRIPTION
		16	Push Rod	64	RP-3031 Std Only	VINTAGE; Exc. Hi-Perf. Eng.s.; 8.6450" O.A.L.
		QTY	ROCKER PARTS	YEARS	PART NO.	DESCRIPTION
		8	Arm	64	R-829 Std Only	VINTAGE; Loc. L.H.
		8	Arm	64	R-828 Std Only	VINTAGE; Loc. R.H.
		2	Rocker Shaft	64	RS-612 Std Only	VINTAGE
		QTY	VALVE	YEARS	PART NO.	DESCRIPTION
		8	Exhaust	64	V-1339 Std Only	VINTAGE; 1.5980" Head Dia., 0.3715" Stem Dia., 4.8900" O.A.L.
		8	Intake	64	V-1386 Std Only	VINTAGE; 2.0800" Head Dia., 0.3725" Stem Dia., 4.8685" O.A.L.
		QTY	VALVE SPRING	YEARS	PART NO.	DESCRIPTION
		16	Spring	64	VS-673 Std Only	VINTAGE; 2.5800" Free Height
		QTY	VALVE SEAL	YEARS	PART NO.	DESCRIPTION
		16	Valve Stem Seal	64	ST-2002 Std Only	Use w/O.E. guide; Installation requires valve guide machining; (PLY) Polyacrylate
		16	Valve Stem Seal	64	ST-2014 Std Only	Use w/repair guide; Positive type; Installation requires valve guide machining; (TFL) PTFE
		8	Valve Stem Seal	64	MV-1707C Std Only	VINTAGE; Loc. Exhaust; Umbrella type; (NTRL) Nitrile
		8	Valve Stem Seal	64	MV-1707C Std Only	VINTAGE; Loc. Intake; Umbrella type; (NTRL) Nitrile
		8	Valve Stem Seal Bulk	64	MV-1707 Std Only	Loc. Exhaust; Umbrella type; Carton of 100; (NTRL) Nitrile
		8	Valve Stem Seal Bulk	64	MV-1707 Std Only	Loc. Intake; Umbrella type; Carton of 100; (NTRL) Nitrile
		16	Valve Stem Seal Bulk	64	ST-2002BC Std Only	Use w/O.E. guide; Positive type; Installation requires valve guide machining; Carton of 100; (PLY) Polyacrylate
		16	Valve Stem Seal Bulk	64	ST-2014BC Std Only	Use w/repair guide; Positive type; Installation requires valve guide machining; Carton of 100; (TFL) PTFE
		QTY	VALVE SEAT	YEARS	PART NO.	DESCRIPTION
		8	Seat	64	245-1875-1 Std Only	Loc. Exh.; 1.8810" OD, 1.6100" ID, 0.2485" Depth
		8	Seat	64	245-1875-1N Std Only	Loc. Exh.; Premium Material; 1.8810" OD, 1.6100" ID, 0.2485" Depth
		8	Seat	64	245-2250-1 Std Only	Loc. Int.; Machine ID to fit; 2.2555" OD, 1.9375" ID, 0.1855" Depth
		QTY	VALVE, MISC	YEARS	PART NO.	DESCRIPTION
		16	Keeper	64	VK-174 Std Only	Loc. Exh.; 4 groove
		16	Keeper	64	VK-174R Std Only	Loc. Exh.; 4 groove; Hardened
		16	Keeper	64	VK-66 Std Only	Loc. Int.; 2 groove
		16	Keeper	64	VK-66R Std Only	Loc. Int.; 2 groove; Hardened
		16	Spring Insert	64	259-103C Std Only	.015"; ID 1.030"; Carton of 100
		16	Spring Insert	64	259-103B Std Only	.030"; ID 1.030"; Carton of 100
		16	Spring Insert	64	259-103BRS Std Only	.030"; ID 1.030"; Carton of 500
		16	Spring Insert	64	259-103A Std Only	.060"; ID 1.030"; Carton of 100
		16	Spring Insert	64	259-103ARS Std Only	.060"; ID 1.030"; Carton of 500
		QTY	PISTON	YEARS	PART NO.	DESCRIPTION
		8	Cast Piston	64	366AP Std-20-30-40-60	VINTAGE; Cast; 1.0939" Pin Dia.; 2 Rings 5/64 Groove, 1 Ring 3/16 Groove, 1.848 CD, Flat Head - 8.4:1 C.R.
		8	Cast Piston - Individual	64	W366NP Std-20-30-40-60	VINTAGE; Cast; 1.0939" Pin Dia.; 2 Rings 5/64 Groove, 1 Ring 3/16 Groove, 1.848 CD, Flat Head - 8.4:1 C.R.
		QTY	RINGS	YEARS	PART NO.	DESCRIPTION
		1	Premium Set	64	E-233K Std-20-30-40-60	2-5/64, 1-3/16; Premium Moly
		1	Standard Set	64	E-233X Std-20-30-40-60	2-5/64, 1-3/16; Iron
		QTY	ENGINE BEARINGS	YEARS	PART NO.	DESCRIPTION
		1	Main Set	64	4094M Std-10-20-30-40-60	VINTAGE; 3.453" max. flange OD
		1	Rod Set	64	8-2320CP Std-10-20-30-40-50	VINTAGE; 8-2320CA 60 avail. as unplated & resizeable
		1	Rod Set	64	8-2320CA 60 60	VINTAGE; Unplated & resizeable
		8	Rod Pair	64	2320CP Std-1-10-20-30-40-50	VINTAGE
		1	Cam Set	64	1453M Std Only	VINTAGE; Babbitt material; Full round design
		QTY	OIL PUMP	YEARS	PART NO.	DESCRIPTION
		1	Oil Pump	64	224-43366A	VINTAGE; High Pressure; Use original cover plate on Eng.s. with canister oil filter
		1	Oil Pump	64	224-4174V	VINTAGE; High-Volume; Use original cover plate on Eng.s. w/canister oil filter
		1	Oil Pump	64	224-4174	VINTAGE; Use original cover plate on Eng.s. w/canister oil filter

(continued on next page)

Chrysler Car (Incl. Chrysler, DeSoto, Dodge, Plymouth)

383 6.3L (6277cc) OHV V8 (16 Valve), 4.25" Bore (Chrysler Eng.), 4 Bbl. "Eng. Code V38" 1964 150
(cont.)

BLOCK	QTY	OIL PUMP (cont.)	YEARS	PART NO.	DESCRIPTION	BLOCK
	1	Pump Repair Kit	64	224-5174	VINTAGE	
	1	Inter. Shaft	64	224-6174	VINTAGE	
	QTY	GASKETS	YEARS	PART NO.	DESCRIPTION	
	1	Kit Gasket Set	64	260-1001	VINTAGE; w/6-bolt valve covers; Int. manifold gskt. not incl.; Premium valve stem seals incl.	
	1	Valley Pan Gasket Set	64	260-4034	Premium set; Performance manifold gskts. incl.	
	1	Valley Pan Gasket Set	64	260-4011	VINTAGE	
	QTY	FREEZE PLUGS	YEARS	PART NO.	DESCRIPTION	
	1	Brass Block Plug Kit	64	381-8011	VINTAGE	
	1	Steel Block Plug Kit	64	381-4031	VINTAGE	
	1	Brass Deep Cup Freeze Plug	64	381-9001	VINTAGE; 1.625" Diameter	
	1	Steel Deep Cup Freeze Plug	64	381-3041	1.625" Diameter	
	1	Steel Deep Cup Freeze Plug	64	381-3084	2.141" Diameter	

392 6.4L (6425cc) OHV V8 (16 Valve) (Chrysler), 4" Bore (Chrysler Eng.), 2-4 Bbl. 1958-1957 151

VALVE TRAIN	QTY	TIMING	YEARS	PART NO.	DESCRIPTION	VALVE TRAIN
	1	Timing Chain	58-57	222-348	VINTAGE; Silent type; 68 Links	
	1	Crank Sprocket	58-57	223-274	VINTAGE; Use w/silent type chain; .750" wide sprocket; 23 Teeth	
	1	Cam Sprocket	58-57	223-273	VINTAGE; 46 Teeth	
	QTY	CAMSHAFT/LIFTER	YEARS	PART NO.	DESCRIPTION	
	16	Lifter	58-57	HT-812 Std Only	VINTAGE; Hyd.; 1.830" - 1.860" Length	
	16	Lifter, Bulk	58-57	HT-812B Std Only	VINTAGE; Hyd.; Carton of 117; 1.830" - 1.860" Length	
	QTY	VALVE SPRING	YEARS	PART NO.	DESCRIPTION	
	16	Spring	58-57	VS-510 Std Only	2.0000" Free Height	
	QTY	VALVE SEAL	YEARS	PART NO.	DESCRIPTION	
	16	Valve Stem Seal	58-57	ST-2002 Std Only	Installation requires valve guide machining; (PLY) Polyacrylate	
	8	Valve Stem Seal	58-57	MV-1771C Std Only	Loc. Int.; Umbrella type; (PLY) Polyacrylate	
	8	Valve Stem Seal Bulk	58-57	MV-1771 Std Only	Loc. Int.; Umbrella type; Carton of 100; (PLY) Polyacrylate	
	16	Valve Stem Seal Bulk	58-57	ST-2002BC Std Only	Positive type; Installation requires valve guide machining; Carton of 100; (PLY) Polyacrylate	
	QTY	VALVE, MISC	YEARS	PART NO.	DESCRIPTION	
	16	Keeper	58-57	VK-174 Std Only	Loc. Exh.; 4 groove	
	16	Keeper	58-57	VK-174R Std Only	Loc. Exh.; 4 groove; Hardened	
	16	Keeper	58-57	VK-66 Std Only	Loc. Int.; 2 groove	
	16	Keeper	58-57	VK-66R Std Only	Loc. Int.; 2 groove; Hardened	

BLOCK	QTY	PISTON	YEARS	PART NO.	DESCRIPTION	BLOCK
	8	Pin Bushing	58-57	1804V	VINTAGE	
	QTY	RINGS	YEARS	PART NO.	DESCRIPTION	
	1	Premium Set	58-57	E-251KC Std-20-30-40-60	2-5/64, 1-3/16; Premium Chrome	
	1	Premium Set	58-57	E-251K Std-10-20-30-40-60	2-5/64, 1-3/16; Premium Moly	
	1	Standard Set	58-57	E-251X Std-10-20-30-40-60-80	2-5/64, 1-3/16; Iron	
	8	Premium Single Cylinder Set	58-57	WE-251K Std-30-40-60	2-5/64, 1-3/16; Premium Moly	
	8	Standard Single Cylinder Set	58-57	WE-251X Std-30-40-60	2-5/64, 1-3/16; Iron	
	QTY	SLEEVE	YEARS	PART NO.	DESCRIPTION	
	8	Repair Sleeve	58-57	SL-22Y Std Only	1/8" wall, must be cut to correct length; O.A.L. 10.250"	
	8	Repair Sleeve	58-57	SL-22M Std Only	3/32" wall, must be cut to correct length; O.A.L. 10.250"	
	QTY	ENGINE BEARINGS	YEARS	PART NO.	DESCRIPTION	
	1	Main Set	58-57	4009M 10	VINTAGE	
	8	Rod Pair	58-57	2235SB Std-10	VINTAGE	
	1	Cam Set	58-57	1149M Std Only	VINTAGE	

392 6.4L (6425cc) OHV V8 (16 Valve) (Chrysler), 4" Bore (Chrysler Eng.), 4 Bbl. 1958-1957 152

VALVE TRAIN	QTY	TIMING	YEARS	PART NO.	DESCRIPTION	VALVE TRAIN
	1	Timing Chain	58-57	222-348	VINTAGE; Silent type; 68 Links	
	1	Crank Sprocket	58-57	223-274	VINTAGE; Use w/silent type chain; .750" wide sprocket; 23 Teeth	
	1	Cam Sprocket	58-57	223-273	VINTAGE; 46 Teeth	
	QTY	CAMSHAFT/LIFTER	YEARS	PART NO.	DESCRIPTION	
	16	Lifter	58-57	HT-812 Std Only	VINTAGE; Hyd.; 1.830" - 1.860" Length	
	16	Lifter, Bulk	58-57	HT-812B Std Only	VINTAGE; Hyd.; Carton of 117; 1.830" - 1.860" Length	
	QTY	VALVE SPRING	YEARS	PART NO.	DESCRIPTION	
	16	Spring	58-57	VS-510 Std Only	2.0000" Free Height	

(continued on next page)

Chrysler Car (Incl. Chrysler, DeSoto, Dodge, Plymouth)

152 392 6.4L (6425cc) OHV V8 (16 Valve) (Chrysler), 4" Bore (Chrysler Eng.), 4 Bbl. 1958-1957
(cont.)

QTY	VALVE SEAL	YEARS	PART NO.	DESCRIPTION
16	Valve Stem Seal	58-57	ST-2002 Std Only	Installation requires valve guide machining; (PLY) Polyacrylate
8	Valve Stem Seal	58-57	MV-1771C Std Only	Loc. Int.; Umbrella type; (PLY) Polyacrylate
8	Valve Stem Seal Bulk	58-57	MV-1771 Std Only	Loc. Int.; Umbrella type; Carton of 100; (PLY) Polyacrylate
16	Valve Stem Seal Bulk	58-57	ST-2002BC Std Only	Positive type; Installation requires valve guide machining; Carton of 100; (PLY) Polyacrylate
QTY	VALVE, MISC	YEARS	PART NO.	DESCRIPTION
16	Keeper	58-57	VK-174 Std Only	Loc. Exh.; 4 groove
16	Keeper	58-57	VK-174R Std Only	Loc. Exh.; 4 groove; Hardened
16	Keeper	58-57	VK-66 Std Only	Loc. Int.; 2 groove
16	Keeper	58-57	VK-66R Std Only	Loc. Int.; 2 groove; Hardened
QTY	PISTON	YEARS	PART NO.	DESCRIPTION
8	Pin Bushing	58-57	1804V	VINTAGE
QTY	RINGS	YEARS	PART NO.	DESCRIPTION
1	Premium Set	58-57	E-251KC Std-20-30-40-60	2-5/64, 1-3/16; Premium Chrome
1	Premium Set	58-57	E-251K Std-10-20-30-40-60	2-5/64, 1-3/16; Premium Moly
1	Standard Set	58-57	E-251X Std-10-20-30-40-60-80	2-5/64, 1-3/16; Iron
8	Premium Single Cylinder Set	58-57	WE-251K Std-30-40-60	2-5/64, 1-3/16; Premium Moly
8	Standard Single Cylinder Set	58-57	WE-251X Std-30-40-60	2-5/64, 1-3/16; Iron
QTY	SLEEVE	YEARS	PART NO.	DESCRIPTION
8	Repair Sleeve	58-57	SL-22Y Std Only	1/8" wall, must be cut to correct length; O.A.L. 10.250"
8	Repair Sleeve	58-57	SL-22M Std Only	3/32" wall, must be cut to correct length; O.A.L. 10.250"
QTY	ENGINE BEARINGS	YEARS	PART NO.	DESCRIPTION
1	Main Set	58-57	4009M 10 10	VINTAGE
8	Rod Pair	58-57	2235SB Std-10	VINTAGE
1	Cam Set	58-57	1149M Std Only	VINTAGE

153 392 6.4L (6425cc) OHV V8 (16 Valve) (Chrysler), 4" Bore (Chrysler Eng.), MFI 1958

QTY	TIMING	YEARS	PART NO.	DESCRIPTION
1	Timing Chain	58	222-348	VINTAGE; Silent type; 68 Links
1	Crank Sprocket	58	223-274	VINTAGE; Use w/silent type chain; .750" wide sprocket; 23 Teeth
1	Cam Sprocket	58	223-273	VINTAGE; 46 Teeth

154 400 6.6L (6556cc) OHV V8 (16 Valve), 4.342" Bore (Chrysler Eng.), 2 Bbl. "VIN M" 1976-1972

QTY	TIMING	YEARS	PART NO.	DESCRIPTION
1	3 Piece Set	76-72	KT3-501S	VINTAGE; Incl. silent type chain; 223-366 & 223-367 not sold separately; (1) 222-501; (1) 223-366; (1) 223-367
1	Timing Chain	76-72	222-501	Silent type; 50 Links
QTY	CAMSHAFT/LIFTER	YEARS	PART NO.	DESCRIPTION
1	Camshaft	76-72	CS-327	VINTAGE; Hydraulic, (050) Duration at .050 Lobe Lift, 209 Exh., 206 Int., 113 Degrees Lobe Separation
1	Prelube		55-403 Std Only	1.5 oz. packet
1	Prelube		55-400 Std Only	4 oz. bottle; 1.5 oz. packet No. 55-403 also avail.
16	Lifter	76-72	HT-976 Std Only	VINTAGE; Hyd.; w/single groove
16	Lifter, Bulk	76-72	HT-976B Std Only	VINTAGE; Hyd.; w/single groove; Carton of 117
QTY	PUSH ROD	YEARS	PART NO.	DESCRIPTION
16	Push Rod	76-72	RP-3191 Std Only	VINTAGE; 8.5750" O.A.L.
QTY	ROCKER PARTS	YEARS	PART NO.	DESCRIPTION
8	Arm	76-72	R-829 Std Only	VINTAGE; Loc. L.H.
8	Arm	76-72	R-828 Std Only	VINTAGE; Loc. R.H.
1	Rocker Shaft	76-72	RS-612 Std Only	VINTAGE
QTY	VALVE	YEARS	PART NO.	DESCRIPTION
8	Exhaust	76-72	V-1900 Std Only	4 groove; Chrome plated stem; 1.7400" Head Dia., 0.3717" Stem Dia., 4.8840" O.A.L.
8	Intake	76-72	V-1386 Std Only	VINTAGE; 2.0800" Head Dia., 0.3725" Stem Dia., 4.8685" O.A.L.
QTY	VALVE SPRING	YEARS	PART NO.	DESCRIPTION
16	Spring	75-72	VS-673 Std Only	VINTAGE; 2.5800" Free Height
QTY	VALVE SEAL	YEARS	PART NO.	DESCRIPTION
8	Valve Stem Seal	76-72	ST-2002 Std Only	Loc. Exh.; Exc. Eng. w/double valve springs; Installation requires valve guide machining; (PLY) Polyacrylate
8	Valve Stem Seal	76	MV-1918 Std Only	Loc. Exh.; Umbrella type; (VTN) Viton®
8	Valve Stem Seal	76-72	ST-2014 Std Only	Loc. Exh.; Use w/repair guide; Positive type; Installation requires valve guide machining; (TFL) PTFE
8	Valve Stem Seal	76-72	ST-2002 Std Only	Loc. Int.; Exc. Eng. w/double valve springs; Installation requires valve guide machining; (PLY) Polyacrylate

(continued on next page)

Chrysler Car (Incl. Chrysler, DeSoto, Dodge, Plymouth)

400 6.6L (6556cc) OHV V8 (16 Valve), 4.342" Bore (Chrysler Eng.), 2 Bbl. "VIN M" 1976-1972 154
(cont.)

	QTY	VALVE SEAL (cont.)	YEARS	PART NO.	DESCRIPTION
VALVE TRAIN	8	Valve Stem Seal	76-72	ST-2048 Std Only	Loc. Int.; O.E. design; Positive type; (VTN) Viton®
	8	Valve Stem Seal	76-73	ST-2004 Std Only	Loc. Int.; Positive type; Installation requires valve guide machining; (RBBTF) Rubber/PTFE
	8	Valve Stem Seal	76-72	ST-2014 Std Only	Loc. Int.; Use w/repair guide; Positive type; Installation requires valve guide machining; (TFL) PTFE
	8	Valve Stem Seal	75-73	MV-1707C Std Only	VINTAGE; Loc. Exh.; Umbrella type; (NTRL) Nitrile
	8	Valve Stem Seal	72	MV-1707C Std Only	VINTAGE; Loc. Exhaust; Umbrella type; (NTRL) Nitrile
	8	Valve Stem Seal	72	MV-1707C Std Only	VINTAGE; Loc. Intake; Umbrella type; (NTRL) Nitrile
	8	Valve Stem Seal Bulk	76-72	ST-2002BC Std Only	Loc. Exh.; Exc. Eng. w/double valve springs; Positive type; Installation requires valve guide machining; Carton of 100; (PLY) Polyacrylate
	8	Valve Stem Seal Bulk	76-72	ST-2014BC Std Only	Loc. Exh.; Use w/repair guide; Positive type; Installation requires valve guide machining; Carton of 100; (TFL) PTFE
	8	Valve Stem Seal Bulk	76-72	ST-2002BC Std Only	Loc. Int.; Exc. Eng. w/double valve springs; Positive type; Installation requires valve guide machining; Carton of 100; (PLY) Polyacrylate
	8	Valve Stem Seal Bulk	76-73	ST-2004BC Std Only	Loc. Int.; Positive type; Installation requires valve guide machining; Carton of 100; (RBBTF) Rubber/PTFE
	8	Valve Stem Seal Bulk	76-72	ST-2014BC Std Only	Loc. Int.; Use w/repair guide; Positive type; Installation requires valve guide machining; Carton of 100; (TFL) PTFE
	8	Valve Stem Seal Bulk	75-73	MV-1707 Std Only	Loc. Exh.; Umbrella type; Carton of 100; (NTRL) Nitrile
	8	Valve Stem Seal Bulk	72	MV-1707 Std Only	Loc. Exhaust; Umbrella type; Carton of 100; (NTRL) Nitrile
	8	Valve Stem Seal Bulk	72	MV-1707 Std Only	Loc. Intake; Umbrella type; Carton of 100; (NTRL) Nitrile
	VALVE TRAIN	QTY	VALVE SEAT	YEARS	PART NO.
8		Seat	76-72	245-1875-1 Std Only	Loc. Exh.; 1.8810" OD, 1.6100" ID, 0.2485" Depth
8		Seat	76-72	245-1875-1N Std Only	Loc. Exh.; Premium Material; 1.8810" OD, 1.6100" ID, 0.2485" Depth
VALVE TRAIN	8	Seat	76-72	245-2250-1 Std Only	Loc. Int.; Machine ID to fit; 2.2555" OD, 1.9375" ID, 0.1855" Depth
	QTY	VALVE, MISC	YEARS	PART NO.	DESCRIPTION
	16	Keeper	76-72	VK-174 Std Only	Loc. Exh.; 4 groove
16	Keeper	76-72	VK-174R Std Only	Loc. Exh.; 4 groove; Hardened	
16	Keeper	76-72	VK-66 Std Only	Loc. Int.; 2 groove	
16	Keeper	76-72	VK-66R Std Only	Loc. Int.; 2 groove; Hardened	
16	Spring Insert	76-72	259-103C Std Only	.015"; ID 1.030"; Carton of 100	
16	Spring Insert	76-72	259-103B Std Only	.030"; ID 1.030"; Carton of 100	
16	Spring Insert	76-72	259-103BRS Std Only	.030"; ID 1.030"; Carton of 500	
16	Spring Insert	76-72	259-103A Std Only	.060"; ID 1.030"; Carton of 100	
16	Spring Insert	76-72	259-103ARS Std Only	.060"; ID 1.030"; Carton of 500	
BLOCK	QTY	PISTON	YEARS	PART NO.	DESCRIPTION
	8	Cast Piston	76-72	406AP Std-20-30-40	VINTAGE; Cast; 1.0939" Pin Dia.; 2 Rings 5/64 Groove, 1 Ring 3/16 Groove, 1.813 CD, Flat Head - 8.0:1 C.R.
	8	Cast Piston - Individual	76-72	W406AP Std-20-30-40	VINTAGE; Cast; 1.0939" Pin Dia.; 2 Rings 5/64 Groove, 1 Ring 3/16 Groove, 1.813 CD, Flat Head - 8.0:1 C.R.
	8	Pin	76-72	P-1940 Std-3	VINTAGE; Pin bushing not req'd.; 0.6340" Inside Dia., 1.0935" Outside Dia.
	QTY	RINGS	YEARS	PART NO.	DESCRIPTION
	1	Premium Set	76-72	E-318K Std-30	VINTAGE; 2-5/64, 1-3/16; Premium Moly
	1	Standard Set	76-72	E-318X Std-30	VINTAGE; 2-5/64, 1-3/16; Iron
	QTY	ENGINE BEARINGS	YEARS	PART NO.	DESCRIPTION
	1	Main Set	76-72	4094M Std-10-20-30-40-60	VINTAGE; 3.453" max. flange OD
	1	Rod Set	76-72	8-2320CP Std-10-20-30-40-50	VINTAGE; 8-2320CA 60 avail. as unplated & resizeable
	1	Rod Set	76-72	8-2320CA 60 60	VINTAGE; Unplated & resizeable
	8	Rod Pair	76-72	2320CP Std-1-10-20-30-40-50	VINTAGE
	1	Cam Set	76-72	1453M Std Only	VINTAGE; Babbitt material; Full round design
	QTY	OIL PUMP	YEARS	PART NO.	DESCRIPTION
	1	Oil Pump	76-72	224-43366A	VINTAGE; High Pressure; Use original cover plate on Eng. with canister oil filter
1	Oil Pump	76-72	224-4174V	VINTAGE; High-Volume; Use original cover plate on Eng. w/canister oil filter	
1	Oil Pump	76-72	224-4174	VINTAGE; Use original cover plate on Eng. w/canister oil filter	
1	Pump Repair Kit	76-72	224-5174	VINTAGE	
1	Inter. Shaft	76-72	224-6174	VINTAGE	
QTY	GASKETS	YEARS	PART NO.	DESCRIPTION	
1	Kit Gasket Set	76	260-1001	VINTAGE; Exc. Hi-Perf. eng.; Int. manifold gskt. not incl.; Premium valve stem seals incl.	

(continued on next page)

Chrysler Car (Incl. Chrysler, DeSoto, Dodge, Plymouth)

154 400 6.6L (6556cc) OHV V8 (16 Valve), 4.342" Bore (Chrysler Eng.), 2 Bbl. "VIN M" 1976-1972
(cont.)

	QTY	GASKETS (cont.)	YEARS	PART NO.	DESCRIPTION
BLOCK	1	Kit Gasket Set	76	260-1043	VINTAGE; Hi-Perf. eng.; Int. manifold gskt. not incl.; Premium valve stem seals incl.
	1	Kit Gasket Set	75-72	260-1001	VINTAGE; Int. manifold gskt. not incl.; Premium valve stem seals incl.
	1	Valley Pan Gasket Set	76-72	260-4034	Premium set; Performance manifold gskts. incl.
	1	Valley Pan Gasket Set	76-72	260-4011	VINTAGE
	QTY	FREEZE PLUGS	YEARS	PART NO.	DESCRIPTION
	1	Brass Block Plug Kit	76-72	381-8011	VINTAGE
	1	Steel Block Plug Kit	76-72	381-4031	VINTAGE
	1	Brass Deep Cup Freeze Plug	76-72	381-9001	VINTAGE; 1.625" Diameter
1	Steel Deep Cup Freeze Plug	76-72	381-3041	1.625" Diameter	
1	Steel Deep Cup Freeze Plug	76-72	381-3084	2.141" Diameter	

155 400 6.6L (6556cc) OHV V8 (16 Valve), 4.342" Bore (Chrysler Eng.), 4 Bbl. "VIN N" 1978-1974

	QTY	TIMING	YEARS	PART NO.	DESCRIPTION	
BLOCK	1	3 Piece Set	78-75	KT3-168S	VINTAGE; Incl. rlr. type chain; (1) 222-168; (1) 223-339; (1) 223-380	
	1	3 Piece Set	74	KT3-168S	Plymouth Fury Police, Fury II Base, Fury III Base, Gran Fury Base, Satellite Base, Custom, Regent, Sebring, Sebring Plus; VINTAGE; Hi-Perf.; Incl. rlr. type chain; (1) 222-168; (1) 223-339; (1) 223-380	
	1	3 Piece Set	74	KT3-168S	Dodge Charger Base, Special Edition, Coronet Base, Crestwood, Custom, Monaco Base, Brougham, Custom; VINTAGE; Racing Eng.; Single Cam Bolt; Incl. rlr. type chain; (1) 222-168; (1) 223-339; (1) 223-380	
	1	Timing Chain	78-75	222-168	Double rlr.; 66 Links	
	1	Timing Chain	78-75	222-501	Std. Eng.s.; Silent type; 50 Links	
	1	Timing Chain	74	222-168	Plymouth Fury Police, Fury II Base, Fury III Base, Gran Fury Base, Satellite Base, Custom, Regent, Sebring, Sebring Plus; Hi-Perf.; Double rlr.; 66 Links	
	1	Timing Chain	74	222-168	Dodge Charger Base, Special Edition, Coronet Base, Crestwood, Custom, Monaco Base, Brougham, Custom; Racing Eng.; Single Cam Bolt; Double rlr.; 66 Links	
	1	Timing Chain	74	222-501	Silent type; 50 Links	
	VALVE TRAIN	QTY	CAMSHAFT/LIFTER	YEARS	PART NO.	DESCRIPTION
		1	Camshaft	78-75	CS-327	VINTAGE; Hydraulic, (050) Duration at .050 Lobe Lift, 209 Exh., 206 Int., 113 Degrees Lobe Separation
1		Camshaft	74	CS-661	VINTAGE; 0.464" Exh. Valve Lift, 0.449" Int. Valve Lift, Hydraulic, (050) Duration at .050 Lobe Lift, 225 Exh., 214 Int., 115 Degrees Lobe Separation	
1		Prelube		55-403 Std Only	1.5 oz. packet	
1		Prelube		55-400 Std Only	4 oz. bottle; 1.5 oz. packet No. 55-403 also avail.	
16		Lifter	78-74	HT-976 Std Only	VINTAGE; Hyd.; w/single groove	
16		Lifter, Bulk	78-74	HT-976B Std Only	VINTAGE; Hyd.; w/single groove; Carton of 117	
QTY		PUSH ROD	YEARS	PART NO.	DESCRIPTION	
16		Push Rod	78-74	RP-3191 Std Only	VINTAGE; 8.5750" O.A.L.	
QTY		ROCKER PARTS	YEARS	PART NO.	DESCRIPTION	
8		Arm	78-74	R-829 Std Only	VINTAGE; Loc. L.H.	
8		Arm	78-74	R-828 Std Only	VINTAGE; Loc. R.H.	
1		Rocker Shaft	78-74	RS-612 Std Only	VINTAGE	
QTY		VALVE	YEARS	PART NO.	DESCRIPTION	
8		Exhaust	78-74	V-1900 Std Only	4 groove; Chrome plated stem; 1.7400" Head Dia., 0.3717" Stem Dia., 4.8840" O.A.L.	
8	Intake	78-74	V-1386 Std Only	VINTAGE; 2.0800" Head Dia., 0.3725" Stem Dia., 4.8685" O.A.L.		
QTY	VALVE SPRING	YEARS	PART NO.	DESCRIPTION		
16	Spring	75-74	VS-675 Std Only	VINTAGE; Incl. damper; 2.2300" Free Height		
QTY	VALVE SEAL	YEARS	PART NO.	DESCRIPTION		
8	Valve Stem Seal	78-74	ST-2002 Std Only	Loc. Exh.; Exc. Eng.s. w/double valve springs; Installation requires valve guide machining; (PLY) Polyacrylate		
8	Valve Stem Seal	78-76	MV-1918 Std Only	Loc. Exh.; Umbrella type; (VTN) Viton®		
8	Valve Stem Seal	78-74	ST-2014 Std Only	Loc. Exh.; Use w/repair guide; Positive type; Installation requires valve guide machining; (TFL) PTFE		
8	Valve Stem Seal	78-74	ST-2002 Std Only	Loc. Int.; Exc. Eng.s. w/double valve springs; Installation requires valve guide machining; (PLY) Polyacrylate		
8	Valve Stem Seal	78-74	ST-2048 Std Only	Loc. Int.; O.E. design; Positive type; (VTN) Viton®		
8	Valve Stem Seal	78-74	ST-2004 Std Only	Loc. Int.; Positive type; Installation requires valve guide machining; (RBBTF) Rubber/PTFE		
8	Valve Stem Seal	78-74	ST-2014 Std Only	Loc. Int.; Use w/repair guide; Positive type; Installation requires valve guide machining; (TFL) PTFE		

(continued on next page)

Chrysler Car (Incl. Chrysler, DeSoto, Dodge, Plymouth)

400 6.6L (6556cc) OHV V8 (16 Valve), 4.342" Bore (Chrysler Eng.), 4 Bbl. "VIN N" 1978-1974 155
(cont.)

QTY	VALVE SEAL (cont.)	YEARS	PART NO.	DESCRIPTION
8	Valve Stem Seal	75-74	MV-1707C Std Only	VINTAGE; Loc. Exh.; Umbrella type; (NTRL) Nitrile
8	Valve Stem Seal Bulk	78-74	ST-2002BC Std Only	Loc. Exh.; Exc. Eng. w/double valve springs; Positive type; Installation requires valve guide machining; Carton of 100; (PLY) Polyacrylate
8	Valve Stem Seal Bulk	78-74	ST-2014BC Std Only	Loc. Exh.; Use w/repair guide; Positive type; Installation requires valve guide machining; Carton of 100; (TFL) PTFE
8	Valve Stem Seal Bulk	78-74	ST-2002BC Std Only	Loc. Int.; Exc. Eng. w/double valve springs; Positive type; Installation requires valve guide machining; Carton of 100; (PLY) Polyacrylate
8	Valve Stem Seal Bulk	78-74	ST-2004BC Std Only	Loc. Int.; Positive type; Installation requires valve guide machining; Carton of 100; (RBBTF) Rubber/PTFE
8	Valve Stem Seal Bulk	78-74	ST-2014BC Std Only	Loc. Int.; Use w/repair guide; Positive type; Installation requires valve guide machining; Carton of 100; (TFL) PTFE
8	Valve Stem Seal Bulk	75-74	MV-1707 Std Only	Loc. Exh.; Umbrella type; Carton of 100; (NTRL) Nitrile
QTY	VALVE SEAT	YEARS	PART NO.	DESCRIPTION
8	Seat	78-74	245-1875-1 Std Only	Loc. Exh.; 1.8810" OD, 1.6100" ID, 0.2485" Depth
8	Seat	78-74	245-1875-1N Std Only	Loc. Exh.; Premium Material; 1.8810" OD, 1.6100" ID, 0.2485" Depth
8	Seat	78-74	245-2250-1 Std Only	Loc. Int.; Machine ID to fit; 2.2555" OD, 1.9375" ID, 0.1855" Depth
QTY	VALVE, MISC	YEARS	PART NO.	DESCRIPTION
16	Keeper	78-74	VK-174 Std Only	Loc. Exh.; 4 groove
16	Keeper	78-74	VK-174R Std Only	Loc. Exh.; 4 groove; Hardened
16	Keeper	78-74	VK-66 Std Only	Loc. Int.; 2 groove
16	Keeper	78-74	VK-66R Std Only	Loc. Int.; 2 groove; Hardened
16	Spring Insert	78-74	259-103C Std Only	.015"; ID 1.030"; Carton of 100
16	Spring Insert	78-74	259-103B Std Only	.030"; ID 1.030"; Carton of 100
16	Spring Insert	78-74	259-103BRS Std Only	.030"; ID 1.030"; Carton of 500
16	Spring Insert	78-74	259-103A Std Only	.060"; ID 1.030"; Carton of 100
16	Spring Insert	78-74	259-103ARS Std Only	.060"; ID 1.030"; Carton of 500
QTY	PISTON	YEARS	PART NO.	DESCRIPTION
8	Cast Piston	78-74	406AP Std-20-30-40	VINTAGE; Cast; 1.0939" Pin Dia.; 2 Rings 5/64 Groove, 1 Ring 3/16 Groove, 1.813 CD, Flat Head - 8.0:1 C.R.
8	Cast Piston - Individual	78-74	W406AP Std-20-30-40	VINTAGE; Cast; 1.0939" Pin Dia.; 2 Rings 5/64 Groove, 1 Ring 3/16 Groove, 1.813 CD, Flat Head - 8.0:1 C.R.
8	Pin	78-74	P-1940 Std-3	VINTAGE; Pin bushing not req'd.; 0.6340" Inside Dia., 1.0935" Outside Dia.
QTY	RINGS	YEARS	PART NO.	DESCRIPTION
1	Premium Set	78-74	E-318K Std-30	VINTAGE; 2-5/64, 1-3/16; Premium Moly
1	Standard Set	78-74	E-318X Std-30	VINTAGE; 2-5/64, 1-3/16; Iron
QTY	ENGINE BEARINGS	YEARS	PART NO.	DESCRIPTION
1	Main Set	78-74	4094M Std-10-20-30-40-60	VINTAGE; 3.453" max. flange OD
1	Rod Set	78-74	8-2320CP Std-10-20-30-40-50	VINTAGE; 8-2320CA 60 avail. as unplated & resizeable
1	Rod Set	78-74	8-2320CA 60 60	VINTAGE; Unplated & resizeable
8	Rod Pair	78-74	2320CP Std-1-10-20-30-40-50	VINTAGE
1	Cam Set	78-74	1453M Std Only	VINTAGE; Babbitt material; Full round design
QTY	OIL PUMP	YEARS	PART NO.	DESCRIPTION
1	Oil Pump	78-74	224-43366A	VINTAGE; High Pressure; Use original cover plate on Eng. with canister oil filter
1	Oil Pump	78-74	224-4174V	VINTAGE; High-Volume; Use original cover plate on Eng. w/canister oil filter
1	Oil Pump	78-74	224-4174	VINTAGE; Use original cover plate on Eng. w/canister oil filter
1	Pump Repair Kit	78-74	224-5174	VINTAGE
1	Inter. Shaft	78-74	224-6174	VINTAGE
QTY	GASKETS	YEARS	PART NO.	DESCRIPTION
1	Kit Gasket Set	78-76	260-1001	VINTAGE; Exc. Hi-Perf. eng.; Int. manifold gskt. not incl.; Premium valve stem seals incl.
1	Kit Gasket Set	78-76	260-1043	VINTAGE; Hi-Perf. eng.; Int. manifold gskt. not incl.; Premium valve stem seals incl.
1	Kit Gasket Set	75-74	260-1001	VINTAGE; Int. manifold gskt. not incl.; Premium valve stem seals incl.
1	Valley Pan Gasket Set	78-74	260-4034	Premium set; Performance manifold gskts. incl.
1	Valley Pan Gasket Set	78-74	260-4011	VINTAGE
QTY	FREEZE PLUGS	YEARS	PART NO.	DESCRIPTION
1	Brass Block Plug Kit	78-74	381-8011	VINTAGE
1	Steel Block Plug Kit	78-74	381-4031	VINTAGE
1	Brass Deep Cup Freeze Plug	78-74	381-9001	VINTAGE; 1.625" Diameter

(continued on next page)

Chrysler Car (Incl. Chrysler, DeSoto, Dodge, Plymouth)

155 400 6.6L (6556cc) OHV V8 (16 Valve), 4.342" Bore (Chrysler Eng.), 4 Bbl. "VIN N" 1978-1974
(cont.)

QTY	FREEZE PLUGS (cont.)	YEARS	PART NO.	DESCRIPTION
1	Steel Deep Cup Freeze Plug	78-74	381-3041	1.625" Diameter
1	Steel Deep Cup Freeze Plug	78-74	381-3084	2.141" Diameter

156 400 6.6L (6556cc) OHV V8 (16 Valve), 4.342" Bore (Chrysler Eng.), 4 Bbl. "VIN P" 1978-1972

QTY	TIMING	YEARS	PART NO.	DESCRIPTION
1	3 Piece Set	78-75	KT3-168S	VINTAGE; Incl. rlr. type chain; (1) 222-168; (1) 223-339; (1) 223-380
1	3 Piece Set	74	KT3-168S	Plymouth Fury Police, Fury I Base, Fury II Base, Fury III Base, Road Runner Base, Satellite Base, Sebring, Sebring Plus; VINTAGE; Hi-Perf.; Incl. rlr. type chain; (1) 222-168; (1) 223-339; (1) 223-380
1	3 Piece Set	74	KT3-168S	Dodge Charger Base, Special Edition, Coronet Base, Monaco Base, Brougham; VINTAGE; Racing Eng.; Single Cam Bolt; Incl. rlr. type chain; (1) 222-168; (1) 223-339; (1) 223-380
1	3 Piece Set	73	KT3-168S	Exc. Dodge Challenger Base, Charger Base, Special Edition, Coronet Base, Crestwood, Custom, Monaco Base, Polara Base, Custom I Plymouth Fury Sport Suburban; VINTAGE; Hi-Perf.; Incl. rlr. type chain; (1) 222-168; (1) 223-339; (1) 223-380
1	3 Piece Set	73-72	KT3-168S	Dodge Charger Base, Special Edition, Coronet Base, Crestwood, Custom, Monaco Base, Polara Base, Custom; VINTAGE; Racing Eng.; Single Cam Bolt; Incl. rlr. type chain; (1) 222-168; (1) 223-339; (1) 223-380
1	3 Piece Set	72	KT3-168S	Exc. Dodge Challenger Base, Rallye, Charger Base, Special Edition, Coronet Base, Crestwood, Custom, Monaco Base, Polara Base, Custom; VINTAGE; Hi-Perf.; Incl. rlr. type chain; (1) 222-168; (1) 223-339; (1) 223-380
1	Timing Chain	78-75	222-168	Double rlr.; 66 Links
1	Timing Chain	78-75	222-501	Std. Eng.s.; Silent type; 50 Links
1	Timing Chain	74	222-168	Plymouth Fury Police, Fury I Base, Fury II Base, Fury III Base, Road Runner Base, Satellite Base, Sebring, Sebring Plus; Hi-Perf.; Double rlr.; 66 Links
1	Timing Chain	74	222-168	Dodge Charger Base, Special Edition, Coronet Base, Monaco Base, Brougham; Racing Eng.; Single Cam Bolt; Double rlr.; 66 Links
1	Timing Chain	74-72	222-501	Silent type; 50 Links
1	Timing Chain	73	222-168	Exc. Dodge Challenger Base, Charger Base, Special Edition, Coronet Base, Crestwood, Custom, Monaco Base, Polara Base, Custom I Plymouth Fury Sport Suburban; Hi-Perf.; Double rlr.; 66 Links
1	Timing Chain	73-72	222-168	Dodge Charger Base, Special Edition, Coronet Base, Crestwood, Custom, Monaco Base, Polara Base, Custom; Racing Eng.; Single Cam Bolt; Double rlr.; 66 Links
1	Timing Chain	72	222-168	Exc. Dodge Challenger Base, Rallye, Charger Base, Special Edition, Coronet Base, Crestwood, Custom, Monaco Base, Polara Base, Custom; Hi-Perf.; Double rlr.; 66 Links

VALVE TRAIN

VALVE TRAIN

QTY	CAMSHAFT/LIFTER	YEARS	PART NO.	DESCRIPTION
1	Camshaft	78-75	CS-327	VINTAGE; Hydraulic, (050) Duration at .050 Lobe Lift, 209 Exh., 206 Int., 113 Degrees Lobe Separation
1	Camshaft	74-72	CS-661	VINTAGE; 0.464" Exh. Valve Lift, 0.449" Int. Valve Lift, Hydraulic, (050) Duration at .050 Lobe Lift, 225 Exh., 214 Int., 115 Degrees Lobe Separation
1	Prelube		55-403 Std Only	1.5 oz. packet
1	Prelube		55-400 Std Only	4 oz. bottle; 1.5 oz. packet No. 55-403 also avail.
16	Lifter	78-72	HT-976 Std Only	VINTAGE; Hyd.; w/single groove
16	Lifter, Bulk	78-72	HT-976B Std Only	VINTAGE; Hyd.; w/single groove; Carton of 117

QTY	PUSH ROD	YEARS	PART NO.	DESCRIPTION
16	Push Rod	78-72	RP-3191 Std Only	VINTAGE; 8.5750" O.A.L.

QTY	ROCKER PARTS	YEARS	PART NO.	DESCRIPTION
8	Arm	78-72	R-829 Std Only	VINTAGE; Loc. L.H.
8	Arm	78-72	R-828 Std Only	VINTAGE; Loc. R.H.
1	Rocker Shaft	78-72	RS-612 Std Only	VINTAGE

QTY	VALVE	YEARS	PART NO.	DESCRIPTION
8	Exhaust	78-72	V-1900 Std Only	4 groove; Chrome plated stem; 1.7400" Head Dia., 0.3717" Stem Dia., 4.8840" O.A.L.
8	Intake	78-72	V-1386 Std Only	VINTAGE; 2.0800" Head Dia., 0.3725" Stem Dia., 4.8685" O.A.L.

QTY	VALVE SPRING	YEARS	PART NO.	DESCRIPTION
16	Spring	75-72	VS-675 Std Only	VINTAGE; Incl. damper; 2.2300" Free Height

(continued on next page)

Chrysler Car (Incl. Chrysler, DeSoto, Dodge, Plymouth)

400 6.6L (6556cc) OHV V8 (16 Valve), 4.342" Bore (Chrysler Eng.), 4 Bbl. "VIN P" 1978-1972 156
(cont.)

QTY	VALVE SEAL	YEARS	PART NO.	DESCRIPTION
8	Valve Stem Seal	78-72	ST-2002 Std Only	Loc. Exh.; Exc. Eng. w/double valve springs; Installation requires valve guide machining; (PLY) Polyacrylate
8	Valve Stem Seal	78-76	MV-1918 Std Only	Loc. Exh.; Umbrella type; (VTN) Viton®
8	Valve Stem Seal	78-72	ST-2014 Std Only	Loc. Exh.; Use w/repair guide; Positive type; Installation requires valve guide machining; (TFL) PTFE
8	Valve Stem Seal	78-72	ST-2002 Std Only	Loc. Int.; Exc. Eng. w/double valve springs; Installation requires valve guide machining; (PLY) Polyacrylate
8	Valve Stem Seal	78-72	ST-2048 Std Only	Loc. Int.; O.E. design; Positive type; (VTN) Viton®
8	Valve Stem Seal	78-73	ST-2004 Std Only	Loc. Int.; Positive type; Installation requires valve guide machining; (RBBTF) Rubber/PTFE
8	Valve Stem Seal	78-72	ST-2014 Std Only	Loc. Int.; Use w/repair guide; Positive type; Installation requires valve guide machining; (TFL) PTFE
8	Valve Stem Seal	75-73	MV-1707C Std Only	VINTAGE; Loc. Exh.; Umbrella type; (NTRL) Nitrile
8	Valve Stem Seal	72	MV-1707C Std Only	VINTAGE; Loc. Exhaust; Umbrella type; (NTRL) Nitrile
8	Valve Stem Seal	72	MV-1707C Std Only	VINTAGE; Loc. Intake; Umbrella type; (NTRL) Nitrile
8	Valve Stem Seal Bulk	78-72	ST-2002BC Std Only	Loc. Exh.; Exc. Eng. w/double valve springs; Positive type; Installation requires valve guide machining; Carton of 100; (PLY) Polyacrylate
8	Valve Stem Seal Bulk	78-72	ST-2014BC Std Only	Loc. Exh.; Use w/repair guide; Positive type; Installation requires valve guide machining; Carton of 100; (TFL) PTFE
8	Valve Stem Seal Bulk	78-72	ST-2002BC Std Only	Loc. Int.; Exc. Eng. w/double valve springs; Positive type; Installation requires valve guide machining; Carton of 100; (PLY) Polyacrylate
8	Valve Stem Seal Bulk	78-73	ST-2004BC Std Only	Loc. Int.; Positive type; Installation requires valve guide machining; Carton of 100; (RBBTF) Rubber/PTFE
8	Valve Stem Seal Bulk	78-72	ST-2014BC Std Only	Loc. Int.; Use w/repair guide; Positive type; Installation requires valve guide machining; Carton of 100; (TFL) PTFE
8	Valve Stem Seal Bulk	75-73	MV-1707 Std Only	Loc. Exh.; Umbrella type; Carton of 100; (NTRL) Nitrile
8	Valve Stem Seal Bulk	72	MV-1707 Std Only	Loc. Exhaust; Umbrella type; Carton of 100; (NTRL) Nitrile
8	Valve Stem Seal Bulk	72	MV-1707 Std Only	Loc. Intake; Umbrella type; Carton of 100; (NTRL) Nitrile
QTY	VALVE SEAT	YEARS	PART NO.	DESCRIPTION
8	Seat	78-72	245-1875-1 Std Only	Loc. Exh.; 1.8810" OD, 1.6100" ID, 0.2485" Depth
8	Seat	78-72	245-1875-1N Std Only	Loc. Exh.; Premium Material; 1.8810" OD, 1.6100" ID, 0.2485" Depth
8	Seat	78-72	245-2250-1 Std Only	Loc. Int.; Machine ID to fit; 2.2555" OD, 1.9375" ID, 0.1855" Depth
QTY	VALVE, MISC	YEARS	PART NO.	DESCRIPTION
16	Keeper	78-72	VK-174 Std Only	Loc. Exh.; 4 groove
16	Keeper	78-72	VK-174R Std Only	Loc. Exh.; 4 groove; Hardened
16	Keeper	78-72	VK-66 Std Only	Loc. Int.; 2 groove
16	Keeper	78-72	VK-66R Std Only	Loc. Int.; 2 groove; Hardened
16	Spring Insert	78-72	259-103C Std Only	.015"; ID 1.030"; Carton of 100
16	Spring Insert	78-72	259-103B Std Only	.030"; ID 1.030"; Carton of 100
16	Spring Insert	78-72	259-103BRS Std Only	.030"; ID 1.030"; Carton of 500
16	Spring Insert	78-72	259-103A Std Only	.060"; ID 1.030"; Carton of 100
16	Spring Insert	78-72	259-103ARS Std Only	.060"; ID 1.030"; Carton of 500
QTY	PISTON	YEARS	PART NO.	DESCRIPTION
8	Cast Piston	78-72	406AP Std-20-30-40	VINTAGE; Cast; 1.0939" Pin Dia.; 2 Rings 5/64 Groove, 1 Ring 3/16 Groove, 1.813 CD, Flat Head - 8.0:1 C.R.
8	Cast Piston - Individual	78-72	W406AP Std-20-30-40	VINTAGE; Cast; 1.0939" Pin Dia.; 2 Rings 5/64 Groove, 1 Ring 3/16 Groove, 1.813 CD, Flat Head - 8.0:1 C.R.
8	Pin	78-72	P-1940 Std-3	VINTAGE; Pin bushing not req'd.; 0.6340" Inside Dia., 1.0935" Outside Dia.
QTY	RINGS	YEARS	PART NO.	DESCRIPTION
1	Premium Set	78-72	E-318K Std-30	VINTAGE; 2-5/64, 1-3/16; Premium Moly
1	Standard Set	78-72	E-318X Std-30	VINTAGE; 2-5/64, 1-3/16; Iron
QTY	ENGINE BEARINGS	YEARS	PART NO.	DESCRIPTION
1	Main Set	78-72	4094M Std-10-20-30-40-60	VINTAGE; 3.453" max. flange OD
1	Rod Set	78-72	8-2320CP Std-10-20-30-40-50	VINTAGE; 8-2320CA 60 avail. as unplated & resizeable
1	Rod Set	78-72	8-2320CA 60 60	VINTAGE; Unplated & resizeable
8	Rod Pair	78-72	2320CP Std-1-10-20-30-40-50	VINTAGE
1	Cam Set	78-72	1453M Std Only	VINTAGE; Babbitt material; Full round design
QTY	OIL PUMP	YEARS	PART NO.	DESCRIPTION
1	Oil Pump	78-72	224-43366A	VINTAGE; High Pressure; Use original cover plate on Eng. with canister oil filter
1	Oil Pump	78-72	224-4174V	VINTAGE; High-Volume; Use original cover plate on Eng. w/canister oil filter
1	Oil Pump	78-72	224-4174	VINTAGE; Use original cover plate on Eng. w/canister oil filter

(continued on next page)

Chrysler Car (Incl. Chrysler, DeSoto, Dodge, Plymouth)

156 400 6.6L (6556cc) OHV V8 (16 Valve), 4.342" Bore (Chrysler Eng.), 4 Bbl. "VIN P" 1978-1972
(cont.)

QTY	OIL PUMP (cont.)	YEARS	PART NO.	DESCRIPTION	BLOCK
1	Pump Repair Kit	78-72	224-5174	VINTAGE	BLOCK
1	Inter. Shaft	78-72	224-6174	VINTAGE	
QTY	GASKETS	YEARS	PART NO.	DESCRIPTION	
1	Kit Gasket Set	78-76	260-1001	VINTAGE; Exc. Hi-Perf. eng.; Int. manifold gskt. not incl.; Premium valve stem seals incl.	
1	Kit Gasket Set	78-76	260-1043	VINTAGE; Hi-Perf. eng.; Int. manifold gskt. not incl.; Premium valve stem seals incl.	
1	Kit Gasket Set	75-72	260-1001	VINTAGE; Int. manifold gskt. not incl.; Premium valve stem seals incl.	
1	Valley Pan Gasket Set	78-72	260-4034	Premium set; Performance manifold gskts. incl.	
1	Valley Pan Gasket Set	78-72	260-4011	VINTAGE	
QTY	FREEZE PLUGS	YEARS	PART NO.	DESCRIPTION	
1	Brass Block Plug Kit	78-72	381-8011	VINTAGE	
1	Steel Block Plug Kit	78-72	381-4031	VINTAGE	
1	Brass Deep Cup Freeze Plug	78-72	381-9001	VINTAGE; 1.625" Diameter	
1	Steel Deep Cup Freeze Plug	78-72	381-3041	1.625" Diameter	
1	Steel Deep Cup Freeze Plug	78-72	381-3084	2.141" Diameter	

157 413 6.8L (6769cc) OHV V8 (16 Valve), 4.1875" Bore (Chrysler Eng.), 4 Bbl. "Eng. Code A413" 1965

QTY	TIMING	YEARS	PART NO.	DESCRIPTION	VALVE TRAIN
1	3 Piece Set	65	KT3-495S	VINTAGE; Exc. Hi-Perf.; Exc. Eng. w/Ram manifold; Incl. silent type chain; (1) 222-495; (1) 223-290; (1) 223-291	VALVE TRAIN
1	3 Piece Set	65	KT3-168S	VINTAGE; Hi-Perf.; Incl. rlr. type chain; (1) 222-168; (1) 223-339; (1) 223-380	
1	Timing Chain	65	222-495	Exc. Hi-Perf.; Silent type; 50 Links	
1	Timing Chain	65	222-168	Hi-Perf.; Double rlr.; 66 Links	
1	Crank Sprocket	65	223-291	Exc. Hi-Perf.; Use w/silent type chain; 19 Teeth	
QTY	CAMSHAFT/LIFTER	YEARS	PART NO.	DESCRIPTION	
1	Camshaft	65	CS-327	VINTAGE; Hydraulic, (050) Duration at .050 Lobe Lift, 209 Exh., 206 Int., 113 Degrees Lobe Separation	
1	Prelube		55-403 Std Only	1.5 oz. packet	
1	Prelube		55-400 Std Only	4 oz. bottle; 1.5 oz. packet No. 55-403 also avail.	
16	Lifter	65	HT-812 Std Only	VINTAGE; Hyd.; 1.830" - 1.860" Length	
16	Lifter, Bulk	65	HT-812B Std Only	VINTAGE; Hyd.; Carton of 117; 1.830" - 1.860" Length	
QTY	PUSH ROD	YEARS	PART NO.	DESCRIPTION	
16	Push Rod	65	RP-3034 Std Only	VINTAGE; 9.3750" O.A.L.	
QTY	ROCKER PARTS	YEARS	PART NO.	DESCRIPTION	
8	Arm	65	R-829 Std Only	VINTAGE; Loc. L.H.	
8	Arm	65	R-828 Std Only	VINTAGE; Loc. R.H.	
2	Rocker Shaft	65	RS-612 Std Only	VINTAGE	
QTY	VALVE	YEARS	PART NO.	DESCRIPTION	
8	Exhaust	65	V-1339 Std Only	VINTAGE; 1.5980" Head Dia., 0.3715" Stem Dia., 4.8900" O.A.L.	
8	Intake	65	V-1386 Std Only	VINTAGE; 2.0800" Head Dia., 0.3725" Stem Dia., 4.8685" O.A.L.	
QTY	VALVE GUIDE	YEARS	PART NO.	DESCRIPTION	
8	Guide	65	VG-5007 Std Only	Loc. Exh.; Repair type bushing; w/.371" stem dia.; 0.3725" ID, 2.3800" O.A.L.	
8	Guide, Bulk	65	VG-5007B Std Only	Loc. Exh.; Repair type bushing; w/.371" stem dia.; Carton of 50; 0.3725" ID, 2.3800" O.A.L.	
QTY	VALVE SPRING	YEARS	PART NO.	DESCRIPTION	
16	Spring	65	VS-673 Std Only	VINTAGE; 2.5800" Free Height	
QTY	VALVE SEAL	YEARS	PART NO.	DESCRIPTION	
16	Valve Stem Seal	65	ST-2002 Std Only	Exc. Eng. w/double valve springs; Installation requires valve guide machining; (PLY) Polyacrylate	
8	Valve Stem Seal	65	MV-1707C Std Only	VINTAGE; Umbrella type; (NTRL) Nitrile	
16	Valve Stem Seal Bulk	65	ST-2002BC Std Only	Exc. Eng. w/double valve springs; Positive type; Installation requires valve guide machining; Carton of 100; (PLY) Polyacrylate	
8	Valve Stem Seal Bulk	65	MV-1707 Std Only	Umbrella type; Carton of 100; (NTRL) Nitrile	
QTY	VALVE SEAT	YEARS	PART NO.	DESCRIPTION	
8	Seat	65	245-1750-2 Std Only	Loc. Exh.; 1.7550" OD, 1.5000" ID, 0.2160" Depth	
8	Seat	65	245-1750-2N Std Only	Loc. Exh.; Premium Material; 1.7550" OD, 1.5000" ID, 0.2160" Depth	
8	Seat	65	245-2250-1 Std Only	Loc. Int.; Machine ID to fit; 2.2555" OD, 1.9375" ID, 0.1855" Depth	
QTY	VALVE, MISC	YEARS	PART NO.	DESCRIPTION	
16	Keeper	65	VK-174 Std Only	Loc. Exh.; 4 groove	

(continued on next page)

Chrysler Car (Incl. Chrysler, DeSoto, Dodge, Plymouth)

413 6.8L (6769cc) OHV V8 (16 Valve), 4.1875" Bore (Chrysler Eng.), 4 Bbl. "Eng. Code A413" 1965 157
(cont.)

QTY	VALVE, MISC (cont.)	YEARS	PART NO.	DESCRIPTION
16	Keeper	65	VK-174R Std Only	Loc. Exh.; 4 groove; Hardened
16	Keeper	65	VK-66 Std Only	Loc. Int.; 2 groove
16	Keeper	65	VK-66R Std Only	Loc. Int.; 2 groove; Hardened
16	Spring Insert	65	259-103C Std Only	.015"; ID 1.030"; Carton of 100
16	Spring Insert	65	259-103B Std Only	.030"; ID 1.030"; Carton of 100
16	Spring Insert	65	259-103BRS Std Only	.030"; ID 1.030"; Carton of 500
16	Spring Insert	65	259-103A Std Only	.060"; ID 1.030"; Carton of 100
16	Spring Insert	65	259-103ARS Std Only	.060"; ID 1.030"; Carton of 500
QTY	PISTON	YEARS	PART NO.	DESCRIPTION
8	Cast Piston - Individual	65	W238P 60 60	VINTAGE; Cast; 1.0939" Pin Dia.; 2 Rings 5/64 Groove, 1 Ring 3/16 Groove, 2.000 CD, Flat Head - 9.7:1 C.R.
QTY	RINGS	YEARS	PART NO.	DESCRIPTION
1	Standard Set	65	E-287X Std-30-40	VINTAGE; 2-5/64, 1-3/16; Iron
QTY	ENGINE BEARINGS	YEARS	PART NO.	DESCRIPTION
1	Main Set	65	4924MA Std-10-20-30	VINTAGE; A-Series aluminum bearings ; Partial grooved; 3.624" max. flange OD
1	Rod Set	65	8-2320CP Std-10-20-30-40-50	VINTAGE; 8-2320CA 60 avail. as unplated & resizeable
1	Rod Set	65	8-2320CA 60 60	VINTAGE; Unplated & resizeable
8	Rod Pair	65	2320CP Std-1-10-20-30-40-50	VINTAGE
1	Cam Set	65	1453M Std Only	VINTAGE; Babbitt material; Full round design
QTY	OIL PUMP	YEARS	PART NO.	DESCRIPTION
1	Oil Pump	65	224-43366A	VINTAGE; High Pressure; Use original cover plate on Eng. with canister oil filter
1	Oil Pump	65	224-4174V	VINTAGE; High-Volume; Use original cover plate on Eng. w/canister oil filter
1	Oil Pump	65	224-4174	VINTAGE; Use original cover plate on Eng. w/canister oil filter
1	Pump Repair Kit	65	224-5174	VINTAGE
1	Inter. Shaft	65	224-6174	VINTAGE
QTY	GASKETS	YEARS	PART NO.	DESCRIPTION
1	Kit Gasket Set	65	260-1001	VINTAGE; w/6-bolt valve covers; Int. manifold gskt. not incl.; Premium valve stem seals incl.
1	Valley Pan Gasket Set	65	260-4035	Premium set; Performance manifold gsks. incl.
1	Valley Pan Gasket Set	65	260-4019	VINTAGE
QTY	FREEZE PLUGS	YEARS	PART NO.	DESCRIPTION
1	Brass Block Plug Kit	65	381-8011	VINTAGE
1	Steel Block Plug Kit	65	381-4031	VINTAGE
1	Brass Deep Cup Freeze Plug	65	381-9001	VINTAGE; 1.625" Diameter
1	Steel Deep Cup Freeze Plug	65	381-3041	1.625" Diameter
1	Steel Deep Cup Freeze Plug	65	381-3084	2.141" Diameter

413 6.8L (6769cc) OHV V8 (16 Valve), 4.1875" Bore (Chrysler Eng.), 4 Bbl. "Eng. Code MC3H" 1959 158

QTY	TIMING	YEARS	PART NO.	DESCRIPTION
1	3 Piece Set	59	KT3-495S	VINTAGE; Exc. Hi-Perf.; Exc. Eng. w/Ram manifold; Incl. silent type chain; (1) 222-495; (1) 223-290; (1) 223-291
1	3 Piece Set	59	KT3-168S	VINTAGE; Hi-Perf.; Incl. rlr. type chain; (1) 222-168; (1) 223-339; (1) 223-380
1	Timing Chain	59	222-495	Exc. Hi-Perf.; Silent type; 50 Links
1	Timing Chain	59	222-168	Hi-Perf.; Double rlr.; 66 Links
1	Crank Sprocket	59	223-291	Exc. Hi-Perf.; Use w/silent type chain; 19 Teeth
QTY	CAMSHAFT/LIFTER	YEARS	PART NO.	DESCRIPTION
1	Camshaft	59	CS-327	VINTAGE; Hydraulic, (050) Duration at .050 Lobe Lift, 209 Exh., 206 Int., 113 Degrees Lobe Separation
1	Prelube		55-403 Std Only	1.5 oz. packet
1	Prelube		55-400 Std Only	4 oz. bottle; 1.5 oz. packet No. 55-403 also avail.
16	Lifter	59	HT-812 Std Only	VINTAGE; Hyd.; 1.830" - 1.860" Length
16	Lifter, Bulk	59	HT-812B Std Only	VINTAGE; Hyd.; Carton of 117; 1.830" - 1.860" Length
QTY	PUSH ROD	YEARS	PART NO.	DESCRIPTION
16	Push Rod	59	RP-3034 Std Only	VINTAGE; 9.3750" O.A.L.
QTY	ROCKER PARTS	YEARS	PART NO.	DESCRIPTION
8	Arm	59	R-829 Std Only	VINTAGE; Loc. L.H.
8	Arm	59	R-828 Std Only	VINTAGE; Loc. R.H.
2	Rocker Shaft	59	RS-612 Std Only	VINTAGE
QTY	VALVE	YEARS	PART NO.	DESCRIPTION
8	Exhaust	59	V-1339 Std Only	VINTAGE; 1.5980" Head Dia., 0.3715" Stem Dia., 4.8900" O.A.L.
8	Intake	59	V-1386 Std Only	VINTAGE; 2.0800" Head Dia., 0.3725" Stem Dia., 4.8685" O.A.L.

(continued on next page)

Chrysler Car (Incl. Chrysler, DeSoto, Dodge, Plymouth)

158 413 6.8L (6769cc) OHV V8 (16 Valve), 4.1875" Bore (Chrysler Eng.), 4 Bbl. "Eng. Code MC3H" 1959
(cont.)

QTY	VALVE GUIDE	YEARS	PART NO.	DESCRIPTION
8	Guide	59	VG-5007 Std Only	Loc. Exh.; Repair type bushing; w/.371" stem dia.; 0.3725" ID, 2.3800" O.A.L
8	Guide, Bulk	59	VG-5007B Std Only	Loc. Exh.; Repair type bushing; w/.371" stem dia.; Carton of 50; 0.3725" ID, 2.3800" O.A.L
QTY	VALVE SPRING	YEARS	PART NO.	DESCRIPTION
16	Spring	59	VS-673 Std Only	VINTAGE; 2.5800" Free Height
QTY	VALVE SEAL	YEARS	PART NO.	DESCRIPTION
16	Valve Stem Seal	59	ST-2002 Std Only	Exc. Eng. w/double valve springs; Installation requires valve guide machining; (PLY) Polyacrylate
8	Valve Stem Seal	59	MV-1707C Std Only	VINTAGE; Umbrella type; (NTRL) Nitrile
16	Valve Stem Seal Bulk	59	ST-2002BC Std Only	Exc. Eng. w/double valve springs; Positive type; Installation requires valve guide machining; Carton of 100; (PLY) Polyacrylate
8	Valve Stem Seal Bulk	59	MV-1707 Std Only	Umbrella type; Carton of 100; (NTRL) Nitrile
QTY	VALVE SEAT	YEARS	PART NO.	DESCRIPTION
8	Seat	59	245-1750-2 Std Only	Loc. Exh.; 1.7550" OD, 1.5000" ID, 0.2160" Depth
8	Seat	59	245-1750-2N Std Only	Loc. Exh.; Premium Material; 1.7550" OD, 1.5000" ID, 0.2160" Depth
8	Seat	59	245-2250-1 Std Only	Loc. Int.; Machine ID to fit; 2.2555" OD, 1.9375" ID, 0.1855" Depth
QTY	VALVE, MISC	YEARS	PART NO.	DESCRIPTION
16	Keeper	59	VK-174 Std Only	Loc. Exh.; 4 groove
16	Keeper	59	VK-174R Std Only	Loc. Exh.; 4 groove; Hardened
16	Keeper	59	VK-66 Std Only	Loc. Int.; 2 groove
16	Keeper	59	VK-66R Std Only	Loc. Int.; 2 groove; Hardened
16	Spring Insert	59	259-103C Std Only	.015"; ID 1.030"; Carton of 100
16	Spring Insert	59	259-103B Std Only	.030"; ID 1.030"; Carton of 100
16	Spring Insert	59	259-103BRS Std Only	.030"; ID 1.030"; Carton of 500
16	Spring Insert	59	259-103A Std Only	.060"; ID 1.030"; Carton of 100
16	Spring Insert	59	259-103ARS Std Only	.060"; ID 1.030"; Carton of 500
QTY	PISTON	YEARS	PART NO.	DESCRIPTION
8	Cast Piston - Individual	59	W238P 60 60	VINTAGE; Cast; 1.0939" Pin Dia.; 2 Rings 5/64 Groove, 1 Ring 3/16 Groove, 2.000 CD, Flat Head - 9.7:1 C.R.
QTY	RINGS	YEARS	PART NO.	DESCRIPTION
1	Standard Set	59	E-287X Std-30-40	VINTAGE; 2-5/64, 1-3/16; Iron
QTY	ENGINE BEARINGS	YEARS	PART NO.	DESCRIPTION
1	Main Set	59	4924MA Std-10-20-30	VINTAGE; A-Series aluminum bearings ; Partial grooved; 3.624" max. flange OD
1	Rod Set	59	8-2320CP Std-10-20-30-40-50	VINTAGE; 8-2320CA 60 avail. as unplated & resizeable
1	Rod Set	59	8-2320CA 60 60	VINTAGE; Unplated & resizeable
8	Rod Pair	59	2320CP Std-1-10-20-30-40-50	VINTAGE
1	Cam Set	59	1453M Std Only	VINTAGE; Babbitt material; Full round design
QTY	OIL PUMP	YEARS	PART NO.	DESCRIPTION
1	Oil Pump	59	224-43366A	VINTAGE; High Pressure; Use original cover plate on Eng. with canister oil filter
1	Oil Pump	59	224-4174V	VINTAGE; High-Volume; Use original cover plate on Eng. w/canister oil filter
1	Oil Pump	59	224-4174	VINTAGE; Use original cover plate on Eng. w/canister oil filter
1	Pump Repair Kit	59	224-5174	VINTAGE
1	Inter. Shaft	59	224-6174	VINTAGE
QTY	GASKETS	YEARS	PART NO.	DESCRIPTION
1	Valley Pan Gasket Set	59	260-4035	Premium set; Performance manifold gskts. incl.
1	Valley Pan Gasket Set	59	260-4019	VINTAGE
QTY	FREEZE PLUGS	YEARS	PART NO.	DESCRIPTION
1	Brass Block Plug Kit	59	381-8011	VINTAGE
1	Steel Block Plug Kit	59	381-4031	VINTAGE
1	Brass Deep Cup Freeze Plug	59	381-9001	VINTAGE; 1.625" Diameter
1	Steel Deep Cup Freeze Plug	59	381-3041	1.625" Diameter
1	Steel Deep Cup Freeze Plug	59	381-3084	2.141" Diameter

159 413 6.8L (6769cc) OHV V8 (16 Valve), 4.1875" Bore (Chrysler Eng.), 2-4 Bbl. "Eng. Code MC3S" 1959

QTY	TIMING	YEARS	PART NO.	DESCRIPTION
1	3 Piece Set	59	KT3-168S	VINTAGE; Hi-Perf.; Incl. rr. type chain; (1) 222-168; (1) 223-339; (1) 223-380
1	Timing Chain	59	222-168	Hi-Perf.; Double rr.; 66 Links
1	Timing Chain	59	222-495	Silent type; 50 Links
1	Crank Sprocket	59	223-291	Use w/silent type chain; 19 Teeth

(continued on next page)

Chrysler Car (Incl. Chrysler, DeSoto, Dodge, Plymouth)

413 6.8L (6769cc) OHV V8 (16 Valve), 4.1875" Bore (Chrysler Eng.), 2-4 Bbl. "Eng. Code MC3S" 1959 159
(cont.)

QTY	CAMSHAFT/LIFTER	YEARS	PART NO.	DESCRIPTION
1	Camshaft	59	CS-327	VINTAGE; Hydraulic, (050) Duration at .050 Lobe Lift, 209 Exh., 206 Int., 113 Degrees Lobe Separation
1	Prelube		55-403 Std Only	1.5 oz. packet
1	Prelube		55-400 Std Only	4 oz. bottle; 1.5 oz. packet No. 55-403 also avail.
16	Lifter	59	HT-812 Std Only	VINTAGE; Hyd.; 1.830" - 1.860" Length
16	Lifter, Bulk	59	HT-812B Std Only	VINTAGE; Hyd.; Carton of 117; 1.830" - 1.860" Length
QTY	PUSH ROD	YEARS	PART NO.	DESCRIPTION
16	Push Rod	59	RP-3034 Std Only	VINTAGE; 9.3750" O.A.L.
QTY	ROCKER PARTS	YEARS	PART NO.	DESCRIPTION
8	Arm	59	R-829 Std Only	VINTAGE; Loc. L.H.
8	Arm	59	R-828 Std Only	VINTAGE; Loc. R.H.
2	Rocker Shaft	59	RS-612 Std Only	VINTAGE
QTY	VALVE	YEARS	PART NO.	DESCRIPTION
8	Exhaust	59	V-1339 Std Only	VINTAGE; 1.5980" Head Dia., 0.3715" Stem Dia., 4.8900" O.A.L.
8	Intake	59	V-1386 Std Only	VINTAGE; 2.0800" Head Dia., 0.3725" Stem Dia., 4.8685" O.A.L.
QTY	VALVE GUIDE	YEARS	PART NO.	DESCRIPTION
8	Guide	59	VG-5007 Std Only	Loc. Exh.; Repair type bushing; w/.371" stem dia.; 0.3725" ID, 2.3800" O.A.L.
8	Guide, Bulk	59	VG-5007B Std Only	Loc. Exh.; Repair type bushing; w/.371" stem dia.; Carton of 50; 0.3725" ID, 2.3800" O.A.L.
QTY	VALVE SPRING	YEARS	PART NO.	DESCRIPTION
16	Spring	59	VS-673 Std Only	VINTAGE; 2.5800" Free Height
QTY	VALVE SEAL	YEARS	PART NO.	DESCRIPTION
16	Valve Stem Seal	59	ST-2002 Std Only	Exc. Eng. w/double valve springs; Installation requires valve guide machining; (PLY) Polyacrylate
8	Valve Stem Seal	59	MV-1707C Std Only	VINTAGE; Umbrella type; (NTRL) Nitrile
16	Valve Stem Seal Bulk	59	ST-2002BC Std Only	Exc. Eng. w/double valve springs; Positive type; Installation requires valve guide machining; Carton of 100; (PLY) Polyacrylate
8	Valve Stem Seal Bulk	59	MV-1707 Std Only	Umbrella type; Carton of 100; (NTRL) Nitrile
QTY	VALVE SEAT	YEARS	PART NO.	DESCRIPTION
8	Seat	59	245-1750-2 Std Only	Loc. Exh.; 1.7550" OD, 1.5000" ID, 0.2160" Depth
8	Seat	59	245-1750-2N Std Only	Loc. Exh.; Premium Material; 1.7550" OD, 1.5000" ID, 0.2160" Depth
8	Seat	59	245-2250-1 Std Only	Loc. Int.; Machine ID to fit; 2.2555" OD, 1.9375" ID, 0.1855" Depth
QTY	VALVE, MISC	YEARS	PART NO.	DESCRIPTION
16	Keeper	59	VK-174 Std Only	Loc. Exh.; 4 groove
16	Keeper	59	VK-174R Std Only	Loc. Exh.; 4 groove; Hardened
16	Keeper	59	VK-66 Std Only	Loc. Int.; 2 groove
16	Keeper	59	VK-66R Std Only	Loc. Int.; 2 groove; Hardened
16	Spring Insert	59	259-103C Std Only	.015"; ID 1.030"; Carton of 100
16	Spring Insert	59	259-103B Std Only	.030"; ID 1.030"; Carton of 100
16	Spring Insert	59	259-103BRS Std Only	.030"; ID 1.030"; Carton of 500
16	Spring Insert	59	259-103A Std Only	.060"; ID 1.030"; Carton of 100
16	Spring Insert	59	259-103ARS Std Only	.060"; ID 1.030"; Carton of 500
QTY	PISTON	YEARS	PART NO.	DESCRIPTION
8	Cast Piston - Individual	59	W238P 60	VINTAGE; Cast; 1.0939" Pin Dia.; 2 Rings 5/64 Groove, 1 Ring 3/16 Groove, 2.000 CD, Flat Head - 9.7:1 C.R.
QTY	RINGS	YEARS	PART NO.	DESCRIPTION
1	Standard Set	59	E-287X Std-30-40	VINTAGE; 2-5/64, 1-3/16; Iron
QTY	ENGINE BEARINGS	YEARS	PART NO.	DESCRIPTION
1	Main Set	59	4924MA Std-10-20-30	VINTAGE; A-Series aluminum bearings ; Partial grooved; 3.624" max. flange OD
1	Rod Set	59	8-2320CP Std-10-20-30-40-50	VINTAGE; 8-2320CA 60 avail. as unplated & resizeable
1	Rod Set	59	8-2320CA 60	VINTAGE; Unplated & resizeable
8	Rod Pair	59	2320CP Std-1-10-20-30-40-50	VINTAGE
1	Cam Set	59	1453M Std Only	VINTAGE; Babbitt material; Full round design
QTY	OIL PUMP	YEARS	PART NO.	DESCRIPTION
1	Oil Pump	59	224-43366A	VINTAGE; High Pressure; Use original cover plate on Eng. with canister oil filter
1	Oil Pump	59	224-4174V	VINTAGE; High-Volume; Use original cover plate on Eng. w/canister oil filter
1	Oil Pump	59	224-4174	VINTAGE; Use original cover plate on Eng. w/canister oil filter
1	Pump Repair Kit	59	224-5174	VINTAGE

(continued on next page)

Chrysler Car (Incl. Chrysler, DeSoto, Dodge, Plymouth)

159 413 6.8L (6769cc) OHV V8 (16 Valve), 4.1875" Bore (Chrysler Eng.), 2-4 Bbl. "Eng. Code MC3S" 1959
(cont.)

BLOCK	QTY	OIL PUMP (cont.)	YEARS	PART NO.	DESCRIPTION	BLOCK
	1	Inter. Shaft	59	224-6174	VINTAGE	
	1	GASKETS	YEARS	PART NO.	DESCRIPTION	
	1	Valley Pan Gasket Set	59	260-4035	Premium set; Performance manifold gskts. incl.	
	1	Valley Pan Gasket Set	59	260-4019	VINTAGE	
	1	FREEZE PLUGS	YEARS	PART NO.	DESCRIPTION	
	1	Brass Block Plug Kit	59	381-8011	VINTAGE	
	1	Steel Block Plug Kit	59	381-4031	VINTAGE	
	1	Brass Deep Cup Freeze Plug	59	381-9001	VINTAGE; 1.625" Diameter	
	1	Steel Deep Cup Freeze Plug	59	381-3041	1.625" Diameter	
	1	Steel Deep Cup Freeze Plug	59	381-3084	2.141" Diameter	

160 413 6.8L (6769cc) OHV V8 (16 Valve), 4.1875" Bore (Chrysler Eng.), 4 Bbl. "Eng. Code MY1H" 1959

VALVE TRAIN	QTY	TIMING	YEARS	PART NO.	DESCRIPTION	VALVE TRAIN
	1	3 Piece Set	59	KT3-495S	VINTAGE; Exc. Hi-Perf.; Exc. Eng. w/Ram manifold; Incl. silent type chain; (1) 222-495; (1) 223-290; (1) 223-291	
	1	3 Piece Set	59	KT3-168S	VINTAGE; Hi-Perf.; Incl. rr. type chain; (1) 222-168; (1) 223-339; (1) 223-380	
	1	Timing Chain	59	222-495	Exc. Hi-Perf.; Silent type; 50 Links	
	1	Timing Chain	59	222-168	Hi-Perf.; Double rr.; 66 Links	
	1	Crank Sprocket	59	223-291	Exc. Hi-Perf.; Use w/silent type chain; 19 Teeth	
	1	CAMSHAFT/LIFTER	YEARS	PART NO.	DESCRIPTION	
	1	Camshaft	59	CS-327	VINTAGE; Hydraulic, (050) Duration at .050 Lobe Lift, 209 Exh., 206 Int., 113 Degrees Lobe Separation	
	1	Prelube		55-403 Std Only	1.5 oz. packet	
	1	Prelube		55-400 Std Only	4 oz. bottle; 1.5 oz. packet No. 55-403 also avail.	
	16	Lifter	59	HT-812 Std Only	VINTAGE; Hyd.; 1.830" - 1.860" Length	
	16	Lifter, Bulk	59	HT-812B Std Only	VINTAGE; Hyd.; Carton of 117; 1.830" - 1.860" Length	
	16	PUSH ROD	YEARS	PART NO.	DESCRIPTION	
	16	Push Rod	59	RP-3034 Std Only	VINTAGE; 9.3750" O.A.L.	
	8	ROCKER PARTS	YEARS	PART NO.	DESCRIPTION	
	8	Arm	59	R-829 Std Only	VINTAGE; Loc. L.H.	
	8	Arm	59	R-828 Std Only	VINTAGE; Loc. R.H.	
	2	Rocker Shaft	59	RS-612 Std Only	VINTAGE	
	8	VALVE	YEARS	PART NO.	DESCRIPTION	
	8	Exhaust	59	V-1339 Std Only	VINTAGE; 1.5980" Head Dia., 0.3715" Stem Dia., 4.8900" O.A.L.	
	8	Intake	59	V-1386 Std Only	VINTAGE; 2.0800" Head Dia., 0.3725" Stem Dia., 4.8685" O.A.L.	
	8	VALVE GUIDE	YEARS	PART NO.	DESCRIPTION	
	8	Guide	59	VG-5007 Std Only	Loc. Exh.; Repair type bushing; w/.371" stem dia.; 0.3725" ID, 2.3800" O.A.L.	
	8	Guide, Bulk	59	VG-5007B Std Only	Loc. Exh.; Repair type bushing; w/.371" stem dia.; Carton of 50; 0.3725" ID, 2.3800" O.A.L.	
	16	VALVE SPRING	YEARS	PART NO.	DESCRIPTION	
	16	Spring	59	VS-673 Std Only	VINTAGE; 2.5800" Free Height	
	16	VALVE SEAL	YEARS	PART NO.	DESCRIPTION	
	16	Valve Stem Seal	59	ST-2002 Std Only	Exc. Eng. w/double valve springs; Installation requires valve guide machining; (PLY) Polyacrylate	
	8	Valve Stem Seal	59	MV-1707C Std Only	VINTAGE; Umbrella type; (NTRL) Nitrile	
	16	Valve Stem Seal Bulk	59	ST-2002BC Std Only	Exc. Eng. w/double valve springs; Positive type; Installation requires valve guide machining; Carton of 100; (PLY) Polyacrylate	
	8	Valve Stem Seal Bulk	59	MV-1707 Std Only	Umbrella type; Carton of 100; (NTRL) Nitrile	
	8	VALVE SEAT	YEARS	PART NO.	DESCRIPTION	
	8	Seat	59	245-1750-2 Std Only	Loc. Exh.; 1.7550" OD, 1.5000" ID, 0.2160" Depth	
	8	Seat	59	245-1750-2N Std Only	Loc. Exh.; Premium Material; 1.7550" OD, 1.5000" ID, 0.2160" Depth	
	8	Seat	59	245-2250-1 Std Only	Loc. Int.; Machine ID to fit; 2.2555" OD, 1.9375" ID, 0.1855" Depth	
	16	VALVE, MISC	YEARS	PART NO.	DESCRIPTION	
	16	Keeper	59	VK-174 Std Only	Loc. Exh.; 4 groove	
	16	Keeper	59	VK-174R Std Only	Loc. Exh.; 4 groove; Hardened	
	16	Keeper	59	VK-66 Std Only	Loc. Int.; 2 groove	
	16	Keeper	59	VK-66R Std Only	Loc. Int.; 2 groove; Hardened	
	16	Spring Insert	59	259-103C Std Only	.015"; ID 1.030"; Carton of 100	
	16	Spring Insert	59	259-103B Std Only	.030"; ID 1.030"; Carton of 100	
	16	Spring Insert	59	259-103BRS Std Only	.030"; ID 1.030"; Carton of 500	
	16	Spring Insert	59	259-103A Std Only	.060"; ID 1.030"; Carton of 100	

(continued on next page)

Chrysler Car (Incl. Chrysler, DeSoto, Dodge, Plymouth)

413 6.8L (6769cc) OHV V8 (16 Valve), 4.1875" Bore (Chrysler Eng.), 4 Bbl. "Eng. Code MY1H" 1959 160
(cont.)

QTY	VALVE, MISC (cont.)	YEARS	PART NO.	DESCRIPTION
16	Spring Insert	59	259-103ARS Std Only	.060"; ID 1.030"; Carton of 500
QTY	PISTON	YEARS	PART NO.	DESCRIPTION
8	Cast Piston - Individual	59	W238P 60 60	VINTAGE; Cast; 1.0939" Pin Dia.; 2 Rings 5/64 Groove, 1 Ring 3/16 Groove, 2.000 CD, Flat Head - 9.7:1 C.R.
QTY	RINGS	YEARS	PART NO.	DESCRIPTION
1	Standard Set	59	E-287X Std-30-40	VINTAGE; 2-5/64, 1-3/16; Iron
QTY	ENGINE BEARINGS	YEARS	PART NO.	DESCRIPTION
1	Main Set	59	4924MA Std-10-20-30	VINTAGE; A-Series aluminum bearings ; Partial grooved; 3.624" max. flange OD
1	Rod Set	59	8-2320CP Std-10-20-30-40-50	VINTAGE; 8-2320CA 60 avail. as unplated & resizeable
1	Rod Set	59	8-2320CA 60 60	VINTAGE; Unplated & resizeable
8	Rod Pair	59	2320CP Std-1-10-20-30-40-50	VINTAGE
1	Cam Set	59	1453M Std Only	VINTAGE; Babbitt material; Full round design
QTY	OIL PUMP	YEARS	PART NO.	DESCRIPTION
1	Oil Pump	59	224-43366A	VINTAGE; High Pressure; Use original cover plate on Eng. with canister oil filter
1	Oil Pump	59	224-4174V	VINTAGE; High-Volume; Use original cover plate on Eng. w/canister oil filter
1	Oil Pump	59	224-4174	VINTAGE; Use original cover plate on Eng. w/canister oil filter
1	Pump Repair Kit	59	224-5174	VINTAGE
1	Inter. Shaft	59	224-6174	VINTAGE
QTY	GASKETS	YEARS	PART NO.	DESCRIPTION
1	Valley Pan Gasket Set	59	260-4035	Premium set; Performance manifold gskts. incl.
1	Valley Pan Gasket Set	59	260-4019	VINTAGE
QTY	FREEZE PLUGS	YEARS	PART NO.	DESCRIPTION
1	Brass Block Plug Kit	59	381-8011	VINTAGE
1	Steel Block Plug Kit	59	381-4031	VINTAGE
1	Brass Deep Cup Freeze Plug	59	381-9001	VINTAGE; 1.625" Diameter
1	Steel Deep Cup Freeze Plug	59	381-3041	1.625" Diameter
1	Steel Deep Cup Freeze Plug	59	381-3084	2.141" Diameter

413 6.8L (6769cc) OHV V8 (16 Valve), 4.1875" Bore (Chrysler Eng.), 4 Bbl. "Eng. Code MY1L" 1959 161

QTY	TIMING	YEARS	PART NO.	DESCRIPTION
1	3 Piece Set	59	KT3-495S	VINTAGE; Exc. Hi-Perf.; Exc. Eng. w/Ram manifold; Incl. silent type chain; (1) 222-495; (1) 223-290; (1) 223-291
1	3 Piece Set	59	KT3-168S	VINTAGE; Hi-Perf.; Incl. rlr. type chain; (1) 222-168; (1) 223-339; (1) 223-380
1	Timing Chain	59	222-495	Exc. Hi-Perf.; Silent type; 50 Links
1	Timing Chain	59	222-168	Hi-Perf.; Double rlr.; 66 Links
1	Crank Sprocket	59	223-291	Exc. Hi-Perf.; Use w/silent type chain; 19 Teeth
QTY	CAMSHAFT/LIFTER	YEARS	PART NO.	DESCRIPTION
1	Camshaft	59	CS-327	VINTAGE; Hydraulic, (050) Duration at .050 Lobe Lift, 209 Exh., 206 Int., 113 Degrees Lobe Separation
1	Prelube		55-403 Std Only	1.5 oz. packet
1	Prelube		55-400 Std Only	4 oz. bottle; 1.5 oz. packet No. 55-403 also avail.
16	Lifter	59	HT-812 Std Only	VINTAGE; Hyd.; 1.830" - 1.860" Length
16	Lifter, Bulk	59	HT-812B Std Only	VINTAGE; Hyd.; Carton of 117; 1.830" - 1.860" Length
QTY	PUSH ROD	YEARS	PART NO.	DESCRIPTION
16	Push Rod	59	RP-3034 Std Only	VINTAGE; 9.3750" O.A.L.
QTY	ROCKER PARTS	YEARS	PART NO.	DESCRIPTION
8	Arm	59	R-829 Std Only	VINTAGE; Loc. L.H.
8	Arm	59	R-828 Std Only	VINTAGE; Loc. R.H.
2	Rocker Shaft	59	RS-612 Std Only	VINTAGE
QTY	VALVE	YEARS	PART NO.	DESCRIPTION
8	Exhaust	59	V-1339 Std Only	VINTAGE; 1.5980" Head Dia., 0.3715" Stem Dia., 4.8900" O.A.L.
8	Intake	59	V-1386 Std Only	VINTAGE; 2.0800" Head Dia., 0.3725" Stem Dia., 4.8685" O.A.L.
QTY	VALVE GUIDE	YEARS	PART NO.	DESCRIPTION
8	Guide	59	VG-5007 Std Only	Loc. Exh.; Repair type bushing; w/.371" stem dia.; 0.3725" ID, 2.3800" O.A.L.
8	Guide, Bulk	59	VG-5007B Std Only	Loc. Exh.; Repair type bushing; w/.371" stem dia.; Carton of 50; 0.3725" ID, 2.3800" O.A.L.
QTY	VALVE SPRING	YEARS	PART NO.	DESCRIPTION
16	Spring	59	VS-673 Std Only	VINTAGE; 2.5800" Free Height

(continued on next page)

Chrysler Car (Incl. Chrysler, DeSoto, Dodge, Plymouth)

161 413 6.8L (6769cc) OHV V8 (16 Valve), 4.1875" Bore (Chrysler Eng.), 4 Bbl. "Eng. Code MY1L" 1959
(cont.)

QTY	VALVE SEAL	YEARS	PART NO.	DESCRIPTION
16	Valve Stem Seal	59	ST-2002 Std Only	Exc. Eng. w/double valve springs; Installation requires valve guide machining; (PLY) Polyacrylate
8	Valve Stem Seal	59	MV-1707C Std Only	VINTAGE; Umbrella type; (NTRL) Nitrile
16	Valve Stem Seal Bulk	59	ST-2002BC Std Only	Exc. Eng. w/double valve springs; Positive type; Installation requires valve guide machining; Carton of 100; (PLY) Polyacrylate
8	Valve Stem Seal Bulk	59	MV-1707 Std Only	Umbrella type; Carton of 100; (NTRL) Nitrile
QTY	VALVE SEAT	YEARS	PART NO.	DESCRIPTION
8	Seat	59	245-1750-2 Std Only	Loc. Exh.; 1.7550" OD, 1.5000" ID, 0.2160" Depth
8	Seat	59	245-1750-2N Std Only	Loc. Exh.; Premium Material; 1.7550" OD, 1.5000" ID, 0.2160" Depth
8	Seat	59	245-2250-1 Std Only	Loc. Int.; Machine ID to fit; 2.2555" OD, 1.9375" ID, 0.1855" Depth
QTY	VALVE, MISC	YEARS	PART NO.	DESCRIPTION
16	Keeper	59	VK-174 Std Only	Loc. Exh.; 4 groove
16	Keeper	59	VK-174R Std Only	Loc. Exh.; 4 groove; Hardened
16	Keeper	59	VK-66 Std Only	Loc. Int.; 2 groove
16	Keeper	59	VK-66R Std Only	Loc. Int.; 2 groove; Hardened
16	Spring Insert	59	259-103C Std Only	.015"; ID 1.030"; Carton of 100
16	Spring Insert	59	259-103B Std Only	.030"; ID 1.030"; Carton of 100
16	Spring Insert	59	259-103BRS Std Only	.030"; ID 1.030"; Carton of 500
16	Spring Insert	59	259-103A Std Only	.060"; ID 1.030"; Carton of 100
16	Spring Insert	59	259-103ARS Std Only	.060"; ID 1.030"; Carton of 500
QTY	PISTON	YEARS	PART NO.	DESCRIPTION
8	Cast Piston - Individual	59	W238P 60 60	VINTAGE; Cast; 1.0939" Pin Dia.; 2 Rings 5/64 Groove, 1 Ring 3/16 Groove, 2.000 CD, Flat Head - 9.7:1 C.R.
QTY	RINGS	YEARS	PART NO.	DESCRIPTION
1	Standard Set	59	E-287X Std-30-40	VINTAGE; 2-5/64, 1-3/16; Iron
QTY	ENGINE BEARINGS	YEARS	PART NO.	DESCRIPTION
1	Main Set	59	4924MA Std-10-20-30	VINTAGE; A-Series aluminum bearings ; Partial grooved; 3.624" max. flange OD
1	Rod Set	59	8-2320CP Std-10-20-30-40-50	VINTAGE; 8-2320CA 60 avail. as unplated & resizeable
1	Rod Set	59	8-2320CA 60 60	VINTAGE; Unplated & resizeable
8	Rod Pair	59	2320CP Std-1-10-20-30-40-50	VINTAGE
1	Cam Set	59	1453M Std Only	VINTAGE; Babbitt material; Full round design
QTY	OIL PUMP	YEARS	PART NO.	DESCRIPTION
1	Oil Pump	59	224-43366A	VINTAGE; High Pressure; Use original cover plate on Eng. with canister oil filter
1	Oil Pump	59	224-4174V	VINTAGE; High-Volume; Use original cover plate on Eng. w/canister oil filter
1	Oil Pump	59	224-4174	VINTAGE; Use original cover plate on Eng. w/canister oil filter
1	Pump Repair Kit	59	224-5174	VINTAGE
1	Inter. Shaft	59	224-6174	VINTAGE
QTY	GASKETS	YEARS	PART NO.	DESCRIPTION
1	Valley Pan Gasket Set	59	260-4035	Premium set; Performance manifold gskts. incl.
1	Valley Pan Gasket Set	59	260-4019	VINTAGE
QTY	FREEZE PLUGS	YEARS	PART NO.	DESCRIPTION
1	Brass Block Plug Kit	59	381-8011	VINTAGE
1	Steel Block Plug Kit	59	381-4031	VINTAGE
1	Brass Deep Cup Freeze Plug	59	381-9001	VINTAGE; 1.625" Diameter
1	Steel Deep Cup Freeze Plug	59	381-3041	1.625" Diameter
1	Steel Deep Cup Freeze Plug	59	381-3084	2.141" Diameter

162 413 6.8L (6769cc) OHV V8 (16 Valve), 4.1875" Bore (Chrysler Eng.), 4 Bbl. "Eng. Code MY1M" 1959

QTY	TIMING	YEARS	PART NO.	DESCRIPTION
1	3 Piece Set	59	KT3-495S	VINTAGE; Exc. Hi-Perf.; Exc. Eng. w/Ram manifold; Incl. silent type chain; (1) 222-495; (1) 223-290; (1) 223-291
1	3 Piece Set	59	KT3-168S	VINTAGE; Hi-Perf.; Incl. rlr. type chain; (1) 222-168; (1) 223-339; (1) 223-380
1	Timing Chain	59	222-495	Exc. Hi-Perf.; Silent type; 50 Links
1	Timing Chain	59	222-168	Hi-Perf.; Double rlr.; 66 Links
1	Crank Sprocket	59	223-291	Exc. Hi-Perf.; Use w/silent type chain; 19 Teeth
QTY	CAMSHAFT/LIFTER	YEARS	PART NO.	DESCRIPTION
1	Camshaft	59	CS-327	VINTAGE; Hydraulic, (050) Duration at .050 Lobe Lift, 209 Exh., 206 Int., 113 Degrees Lobe Separation
1	Prelube		55-403 Std Only	1.5 oz. packet
1	Prelube		55-400 Std Only	4 oz. bottle; 1.5 oz. packet No. 55-403 also avail.
16	Lifter	59	HT-812 Std Only	VINTAGE; Hyd.; 1.830" - 1.860" Length

(continued on next page)

Chrysler Car (Incl. Chrysler, DeSoto, Dodge, Plymouth)

413 6.8L (6769cc) OHV V8 (16 Valve), 4.1875" Bore (Chrysler Eng.), 4 Bbl. "Eng. Code MY1M" 1959 **162**
(cont.)

	CAMSHAFT/LIFTER	YEARS	PART NO.	DESCRIPTION	
VALVE TRAIN	QTY (cont.) 16 Lifter, Bulk	59	HT-812B Std Only	VINTAGE; Hyd.; Carton of 117; 1.830" - 1.860" Length	
	QTY 16 Push Rod	59	RP-3034 Std Only	VINTAGE; 9.3750" O.A.L.	
	QTY 8 Arm 8 Arm 2 Rocker Shaft	59 59 59	R-829 Std Only R-828 Std Only RS-612 Std Only	VINTAGE; Loc. L.H. VINTAGE; Loc. R.H. VINTAGE	
	QTY 8 Exhaust 8 Intake	59 59	V-1339 Std Only V-1386 Std Only	VINTAGE; 1.5980" Head Dia., 0.3715" Stem Dia., 4.8900" O.A.L. VINTAGE; 2.0800" Head Dia., 0.3725" Stem Dia., 4.8685" O.A.L.	
	QTY 8 Guide 8 Guide, Bulk	59 59	VG-5007 Std Only VG-5007B Std Only	Loc. Exh.; Repair type bushing; w/.371" stem dia.; 0.3725" ID, 2.3800" O.A.L Loc. Exh.; Repair type bushing; w/.371" stem dia.; Carton of 50; 0.3725" ID, 2.3800" O.A.L	
	QTY 16 Spring	59	VS-673 Std Only	VINTAGE; 2.5800" Free Height	
	QTY 16 Valve Stem Seal 8 Valve Stem Seal 16 Valve Stem Seal Bulk 8 Valve Stem Seal Bulk	59 59 59 59	ST-2002 Std Only MV-1707C Std Only ST-2002BC Std Only MV-1707 Std Only	Exc. Engs. w/double valve springs; Installation requires valve guide machining; (PLY) Polyacrylate VINTAGE; Umbrella type; (NTRL) Nitrile Exc. Engs. w/double valve springs; Positive type; Installation requires valve guide machining; Carton of 100; (PLY) Polyacrylate Umbrella type; Carton of 100; (NTRL) Nitrile	
	QTY 8 Seat 8 Seat 8 Seat	59 59 59	245-1750-2 Std Only 245-1750-2N Std Only 245-2250-1 Std Only	Loc. Exh.; 1.7550" OD, 1.5000" ID, 0.2160" Depth Loc. Exh.; Premium Material; 1.7550" OD, 1.5000" ID, 0.2160" Depth Loc. Int.; Machine ID to fit; 2.2555" OD, 1.9375" ID, 0.1855" Depth	
	QTY 16 Keeper 16 Keeper 16 Keeper 16 Keeper 16 Spring Insert 16 Spring Insert 16 Spring Insert 16 Spring Insert 16 Spring Insert	59 59 59 59 59 59 59 59 59	VK-174 Std Only VK-174R Std Only VK-66 Std Only VK-66R Std Only 259-103C Std Only 259-103B Std Only 259-103BRS Std Only 259-103A Std Only 259-103ARS Std Only	Loc. Exh.; 4 groove Loc. Exh.; 4 groove; Hardened Loc. Int.; 2 groove Loc. Int.; 2 groove; Hardened .015"; ID 1.030"; Carton of 100 .030"; ID 1.030"; Carton of 100 .030"; ID 1.030"; Carton of 500 .060"; ID 1.030"; Carton of 100 .060"; ID 1.030"; Carton of 500	
	BLOCK	QTY 8 Cast Piston - Individual	59	W238P 60 60	VINTAGE; Cast; 1.0939" Pin Dia.; 2 Rings 5/64 Groove, 1 Ring 3/16 Groove, 2.000 CD, Flat Head - 9.7:1 C.R.
		QTY 1 Standard Set	59	E-287X Std-30-40	VINTAGE; 2-5/64, 1-3/16; Iron
		QTY 1 Main Set	59	4924MA Std-10-20-30	VINTAGE; A-Series aluminum bearings; Partial grooved; 3.624" max. flange OD
		1 Rod Set	59	8-2320CP Std-10-20-30-40-50	VINTAGE; 8-2320CA 60 avail. as unplated & resizeable
		1 Rod Set	59	8-2320CA 60 60	VINTAGE; Unplated & resizeable
		8 Rod Pair	59	2320CP Std-1-10-20-30-40-50	VINTAGE
		1 Cam Set	59	1453M Std Only	VINTAGE; Babbitt material; Full round design
QTY 1 Oil Pump		59	224-43366A	VINTAGE; High Pressure; Use original cover plate on Engs. with canister oil filter	
1 Oil Pump		59	224-4174V	VINTAGE; High-Volume; Use original cover plate on Engs. w/canister oil filter	
1 Oil Pump		59	224-4174	VINTAGE; Use original cover plate on Engs. w/canister oil filter	
1 Pump Repair Kit	59	224-5174	VINTAGE		
1 Inter. Shaft	59	224-6174	VINTAGE		
QTY 1 Valley Pan Gasket Set	59	260-4035	Premium set; Performance manifold gskts. incl.		

(continued on next page)

Chrysler Car (Incl. Chrysler, DeSoto, Dodge, Plymouth)

162 413 6.8L (6769cc) OHV V8 (16 Valve), 4.1875" Bore (Chrysler Eng.), 4 Bbl. "Eng. Code MY1M" 1959
(cont.)

	QTY	GASKETS (cont.)	YEARS	PART NO.	DESCRIPTION
BLOCK	1	Valley Pan Gasket Set	59	260-4019	VINTAGE
	FREEZE PLUGS				
	1	Brass Block Plug Kit	59	381-8011	VINTAGE
	1	Steel Block Plug Kit	59	381-4031	VINTAGE
	1	Brass Deep Cup Freeze Plug	59	381-9001	VINTAGE; 1.625" Diameter
	1	Steel Deep Cup Freeze Plug	59	381-3041	1.625" Diameter
	1	Steel Deep Cup Freeze Plug	59	381-3084	2.141" Diameter

163 413 6.8L (6769cc) OHV V8 (16 Valve), 4.1875" Bore (Chrysler Eng.), 2-4 Bbl. "Eng. Code P41" 1960

	QTY	TIMING	YEARS	PART NO.	DESCRIPTION
VALVE TRAIN	1	3 Piece Set	60	KT3-168S	VINTAGE; Hi-Perf.; Incl. rlr. type chain; (1) 222-168; (1) 223-339; (1) 223-380
	1	Timing Chain	60	222-168	Hi-Perf.; Double rlr.; 66 Links
	1	Timing Chain	60	222-495	Chrysler 300 Base; Silent type; 50 Links
	1	Crank Sprocket	60	223-291	Chrysler 300 Base; Use w/silent type chain; 19 Teeth
	CAMSHAFT/LIFTER				
	1	Camshaft	60	CS-327	VINTAGE; Hydraulic, (050) Duration at .050 Lobe Lift, 209 Exh., 206 Int., 113 Degrees Lobe Separation
	1	Prelube		55-403 Std Only	1.5 oz. packet
	1	Prelube		55-400 Std Only	4 oz. bottle; 1.5 oz. packet No. 55-403 also avail.
	16	Lifter	60	HT-812 Std Only	VINTAGE; Hyd.; 1.830" - 1.860" Length
	16	Lifter, Bulk	60	HT-812B Std Only	VINTAGE; Hyd.; Carton of 117; 1.830" - 1.860" Length
	PUSH ROD				
	16	Push Rod	60	RP-3034 Std Only	VINTAGE; 9.3750" O.A.L.
	ROCKER PARTS				
	8	Arm	60	R-829 Std Only	VINTAGE; Loc. L.H.
	8	Arm	60	R-828 Std Only	VINTAGE; Loc. R.H.
	2	Rocker Shaft	60	RS-612 Std Only	VINTAGE
VALVE					
8	Exhaust	60	V-1339 Std Only	VINTAGE; 1.5980" Head Dia., 0.3715" Stem Dia., 4.8900" O.A.L.	
8	Intake	60	V-1386 Std Only	VINTAGE; 2.0800" Head Dia., 0.3725" Stem Dia., 4.8685" O.A.L.	
VALVE GUIDE					
8	Guide	60	VG-5007 Std Only	Loc. Exh.; Repair type bushing; w/.371" stem dia.; 0.3725" ID, 2.3800" O.A.L.	
8	Guide, Bulk	60	VG-5007B Std Only	Loc. Exh.; Repair type bushing; w/.371" stem dia.; Carton of 50; 0.3725" ID, 2.3800" O.A.L.	
VALVE SPRING					
16	Spring	60	VS-673 Std Only	VINTAGE; 2.5800" Free Height	
VALVE SEAL					
16	Valve Stem Seal	60	ST-2002 Std Only	Exc. Eng. w/double valve springs; Installation requires valve guide machining; (PLY) Polyacrylate	
8	Valve Stem Seal	60	MV-1707C Std Only	VINTAGE; Umbrella type; (NTRL) Nitrile	
16	Valve Stem Seal Bulk	60	ST-2002BC Std Only	Exc. Eng. w/double valve springs; Positive type; Installation requires valve guide machining; Carton of 100; (PLY) Polyacrylate	
8	Valve Stem Seal Bulk	60	MV-1707 Std Only	Umbrella type; Carton of 100; (NTRL) Nitrile	
VALVE SEAT					
8	Seat	60	245-1750-2 Std Only	Loc. Exh.; 1.7550" OD, 1.5000" ID, 0.2160" Depth	
8	Seat	60	245-1750-2N Std Only	Loc. Exh.; Premium Material; 1.7550" OD, 1.5000" ID, 0.2160" Depth	
8	Seat	60	245-2250-1 Std Only	Loc. Int.; Machine ID to fit; 2.2555" OD, 1.9375" ID, 0.1855" Depth	
VALVE, MISC					
16	Keeper	60	VK-174 Std Only	Loc. Exh.; 4 groove	
16	Keeper	60	VK-174R Std Only	Loc. Exh.; 4 groove; Hardened	
16	Keeper	60	VK-66 Std Only	Loc. Int.; 2 groove	
16	Keeper	60	VK-66R Std Only	Loc. Int.; 2 groove; Hardened	
16	Spring Insert	60	259-103C Std Only	.015"; ID 1.030"; Carton of 100	
16	Spring Insert	60	259-103B Std Only	.030"; ID 1.030"; Carton of 100	
16	Spring Insert	60	259-103BRS Std Only	.030"; ID 1.030"; Carton of 500	
16	Spring Insert	60	259-103A Std Only	.060"; ID 1.030"; Carton of 100	
16	Spring Insert	60	259-103ARS Std Only	.060"; ID 1.030"; Carton of 500	
PISTON					
8	Cast Piston - Individual	60	W238P 60	VINTAGE; Cast; 1.0939" Pin Dia.; 2 Rings 5/64 Groove, 1 Ring 3/16 Groove, 2.000 CD, Flat Head - 9.7:1 C.R.	

(continued on next page)

Chrysler Car (Incl. Chrysler, DeSoto, Dodge, Plymouth)

413 6.8L (6769cc) OHV V8 (16 Valve), 4.1875" Bore (Chrysler Eng.), 2-4 Bbl. "Eng. Code P41" 1960 163
(cont.)

QTY	RINGS	YEARS	PART NO.	DESCRIPTION
1	Standard Set	60	E-287X Std-30-40	VINTAGE; 2-5/64, 1-3/16; Iron
QTY	ENGINE BEARINGS	YEARS	PART NO.	DESCRIPTION
1	Main Set	60	4924MA Std-10-20-30	VINTAGE; A-Series aluminum bearings ; Partial grooved; 3.624" max. flange OD
1	Rod Set	60	8-2320CP Std-10-20-30-40-50	VINTAGE; 8-2320CA 60 avail. as unplated & resizeable
1	Rod Set	60	8-2320CA 60 60	VINTAGE; Unplated & resizeable
8	Rod Pair	60	2320CP Std-1-10-20-30-40-50	VINTAGE
1	Cam Set	60	1453M Std Only	VINTAGE; Babbitt material; Full round design
QTY	OIL PUMP	YEARS	PART NO.	DESCRIPTION
1	Oil Pump	60	224-43366A	VINTAGE; High Pressure; Use original cover plate on Engs. with canister oil filter
1	Oil Pump	60	224-4174V	VINTAGE; High-Volume; Use original cover plate on Engs. w/canister oil filter
1	Oil Pump	60	224-4174	VINTAGE; Use original cover plate on Engs. w/canister oil filter
1	Pump Repair Kit	60	224-5174	VINTAGE
1	Inter. Shaft	60	224-6174	VINTAGE
QTY	GASKETS	YEARS	PART NO.	DESCRIPTION
1	Valley Pan Gasket Set	60	260-4035	Premium set; Performance manifold gskts. incl.
1	Valley Pan Gasket Set	60	260-4019	VINTAGE
QTY	FREEZE PLUGS	YEARS	PART NO.	DESCRIPTION
1	Brass Block Plug Kit	60	381-8011	VINTAGE
1	Steel Block Plug Kit	60	381-4031	VINTAGE
1	Brass Deep Cup Freeze Plug	60	381-9001	VINTAGE; 1.625" Diameter
1	Steel Deep Cup Freeze Plug	60	381-3041	1.625" Diameter
1	Steel Deep Cup Freeze Plug	60	381-3084	2.141" Diameter

413 6.8L (6769cc) OHV V8 (16 Valve), 4.1875" Bore (Chrysler Eng.), 4 Bbl. "Eng. Code P41" 1960 164

QTY	TIMING	YEARS	PART NO.	DESCRIPTION
1	3 Piece Set	60	KT3-495S	VINTAGE; Exc. Hi-Perf.; Exc. Engs. w/Ram manifold; Incl. silent type chain; (1) 222-495; (1) 223-290; (1) 223-291
1	3 Piece Set	60	KT3-168S	VINTAGE; Hi-Perf.; Incl. rlr. type chain; (1) 222-168; (1) 223-339; (1) 223-380
1	Timing Chain	60	222-495	Exc. Hi-Perf.; Silent type; 50 Links
1	Timing Chain	60	222-168	Hi-Perf.; Double rlr.; 66 Links
1	Crank Sprocket	60	223-291	Exc. Hi-Perf.; Use w/silent type chain; 19 Teeth
QTY	CAMSHAFT/LIFTER	YEARS	PART NO.	DESCRIPTION
1	Camshaft	60	CS-327	VINTAGE; Hydraulic, (050) Duration at .050 Lobe Lift, 209 Exh., 206 Int., 113 Degrees Lobe Separation
1	Prelube		55-403 Std Only	1.5 oz. packet
1	Prelube		55-400 Std Only	4 oz. bottle; 1.5 oz. packet No. 55-403 also avail.
16	Lifter	60	HT-812 Std Only	VINTAGE; Hyd.; 1.830" - 1.860" Length
16	Lifter, Bulk	60	HT-812B Std Only	VINTAGE; Hyd.; Carton of 117; 1.830" - 1.860" Length
QTY	PUSH ROD	YEARS	PART NO.	DESCRIPTION
16	Push Rod	60	RP-3034 Std Only	VINTAGE; 9.3750" O.A.L.
QTY	ROCKER PARTS	YEARS	PART NO.	DESCRIPTION
8	Arm	60	R-829 Std Only	VINTAGE; Loc. L.H.
8	Arm	60	R-828 Std Only	VINTAGE; Loc. R.H.
2	Rocker Shaft	60	RS-612 Std Only	VINTAGE
QTY	VALVE	YEARS	PART NO.	DESCRIPTION
8	Exhaust	60	V-1339 Std Only	VINTAGE; 1.5980" Head Dia., 0.3715" Stem Dia., 4.8900" O.A.L.
8	Intake	60	V-1386 Std Only	VINTAGE; 2.0800" Head Dia., 0.3725" Stem Dia., 4.8685" O.A.L.
QTY	VALVE GUIDE	YEARS	PART NO.	DESCRIPTION
8	Guide	60	VG-5007 Std Only	Loc. Exh.; Repair type bushing; w/.371" stem dia.; 0.3725" ID, 2.3800" O.A.L.
8	Guide, Bulk	60	VG-5007B Std Only	Loc. Exh.; Repair type bushing; w/.371" stem dia.; Carton of 50; 0.3725" ID, 2.3800" O.A.L.
QTY	VALVE SPRING	YEARS	PART NO.	DESCRIPTION
16	Spring	60	VS-673 Std Only	VINTAGE; 2.5800" Free Height
QTY	VALVE SEAL	YEARS	PART NO.	DESCRIPTION
16	Valve Stem Seal	60	ST-2002 Std Only	Exc. Engs. w/double valve springs; Installation requires valve guide machining; (PLY) Polyacrylate
8	Valve Stem Seal	60	MV-1707C Std Only	VINTAGE; Umbrella type; (NTRL) Nitrile
16	Valve Stem Seal Bulk	60	ST-2002BC Std Only	Exc. Engs. w/double valve springs; Positive type; Installation requires valve guide machining; Carton of 100; (PLY) Polyacrylate

(continued on next page)

Chrysler Car (Incl. Chrysler, DeSoto, Dodge, Plymouth)

164 413 6.8L (6769cc) OHV V8 (16 Valve), 4.1875" Bore (Chrysler Eng.), 4 Bbl. "Eng. Code P41" 1960
(cont.)

VALVE TRAIN	QTY	VALVE SEAL (cont.)	YEARS	PART NO.	DESCRIPTION	VALVE TRAIN
	8	Valve Stem Seal Bulk	60	MV-1707 Std Only	Umbrella type; Carton of 100; (NTRL) Nitrile	
	8	Seat	60	245-1750-2 Std Only	Loc. Exh.; 1.7550" OD, 1.5000" ID, 0.2160" Depth	
	8	Seat	60	245-1750-2N Std Only	Loc. Exh.; Premium Material; 1.7550" OD, 1.5000" ID, 0.2160" Depth	
	8	Seat	60	245-2250-1 Std Only	Loc. Int.; Machine ID to fit; 2.2555" OD, 1.9375" ID, 0.1855" Depth	
	16	Keeper	60	VK-174 Std Only	Loc. Exh.; 4 groove	
	16	Keeper	60	VK-174R Std Only	Loc. Exh.; 4 groove; Hardened	
	16	Keeper	60	VK-66 Std Only	Loc. Int.; 2 groove	
	16	Keeper	60	VK-66R Std Only	Loc. Int.; 2 groove; Hardened	
	16	Spring Insert	60	259-103C Std Only	.015"; ID 1.030"; Carton of 100	
	16	Spring Insert	60	259-103B Std Only	.030"; ID 1.030"; Carton of 100	
	16	Spring Insert	60	259-103BRS Std Only	.030"; ID 1.030"; Carton of 500	
	16	Spring Insert	60	259-103A Std Only	.060"; ID 1.030"; Carton of 100	
	16	Spring Insert	60	259-103ARS Std Only	.060"; ID 1.030"; Carton of 500	
	8	Cast Piston - Individual	60	W238P 60 60	VINTAGE; Cast; 1.0939" Pin Dia.; 2 Rings 5/64 Groove, 1 Ring 3/16 Groove, 2.000 CD, Flat Head - 9.7:1 C.R.	
	1	Standard Set	60	E-287X Std-30-40	VINTAGE; 2-5/64, 1-3/16; Iron	
	1	Main Set	60	4924MA Std-10-20-30	VINTAGE; A-Series aluminum bearings ; Partial grooved; 3.624" max. flange OD	
	1	Rod Set	60	8-2320CP Std-10-20-30-40-50	VINTAGE; 8-2320CA 60 avail. as unplated & resizeable	
	1	Rod Set	60	8-2320CA 60 60	VINTAGE; Unplated & resizeable	
	8	Rod Pair	60	2320CP Std-1-10-20-30-40-50	VINTAGE	
	1	Cam Set	60	1453M Std Only	VINTAGE; Babbitt material; Full round design	
	1	Oil Pump	60	224-43366A	VINTAGE; High Pressure; Use original cover plate on Eng. with canister oil filter	
	1	Oil Pump	60	224-4174V	VINTAGE; High-Volume; Use original cover plate on Eng. w/canister oil filter	
	1	Oil Pump	60	224-4174	VINTAGE; Use original cover plate on Eng. w/canister oil filter	
	1	Pump Repair Kit	60	224-5174	VINTAGE	
	1	Inter. Shaft	60	224-6174	VINTAGE	
	1	Valley Pan Gasket Set	60	260-4035	Premium set; Performance manifold gskts. incl.	
	1	Valley Pan Gasket Set	60	260-4019	VINTAGE	
	1	Brass Block Plug Kit	60	381-8011	VINTAGE	
	1	Steel Block Plug Kit	60	381-4031	VINTAGE	
	1	Brass Deep Cup Freeze Plug	60	381-9001	VINTAGE; 1.625" Diameter	
	1	Steel Deep Cup Freeze Plug	60	381-3041	1.625" Diameter	
	1	Steel Deep Cup Freeze Plug	60	381-3084	2.141" Diameter	

165 413 6.8L (6769cc) OHV V8 (16 Valve), 4.1875" Bore (Chrysler Eng.), 2-4 Bbl. "Eng. Code R41" 1961

VALVE TRAIN	QTY	TIMING	YEARS	PART NO.	DESCRIPTION	VALVE TRAIN
	1	3 Piece Set	61	KT3-168S	VINTAGE; Hi-Perf.; Incl. rlr. type chain; (1) 222-168; (1) 223-339; (1) 223-380	
	1	3 Piece Set	61	KT3-168S	Dodge D500 Base; VINTAGE; Incl. rlr. type chain; (1) 222-168; (1) 223-339; (1) 223-380	
	1	3 Piece Set	61	KT3-495S	Dodge D500 Base; VINTAGE; Incl. silent type chain; (1) 222-495; (1) 223-290; (1) 223-291	
	1	Timing Chain	61	222-168	Dodge D500 Base; Double rlr.; 66 Links	
	1	Timing Chain	61	222-168	Hi-Perf.; Double rlr.; 66 Links	
	1	Timing Chain	61	222-495	Chrysler 300 Base I Dodge D500 Base; Silent type; 50 Links	
	1	Crank Sprocket	61	223-291	Chrysler 300 Base I Dodge D500 Base; Use w/silent type chain; 19 Teeth	
	1	Camshaft	61	CS-327	VINTAGE; Hydraulic, (050) Duration at .050 Lobe Lift, 209 Exh., 206 Int., 113 Degrees Lobe Separation	
	1	Prelube		55-403 Std Only	1.5 oz. packet	
	1	Prelube		55-400 Std Only	4 oz. bottle; 1.5 oz. packet No. 55-403 also avail.	
	16	Lifter	61	HT-812 Std Only	VINTAGE; Hyd.; 1.830" - 1.860" Length	

(continued on next page)

Chrysler Car (Incl. Chrysler, DeSoto, Dodge, Plymouth)

413 6.8L (6769cc) OHV V8 (16 Valve), 4.1875" Bore (Chrysler Eng.), 2-4 Bbl. "Eng. Code R41" 1961 **165**
(cont.)

QTY	CAMSHAFT/LIFTER	YEARS	PART NO.	DESCRIPTION
16	(cont.) Lifter, Bulk	61	HT-812B Std Only	VINTAGE; Hyd.; Carton of 117; 1.830" - 1.860" Length
16	PUSH ROD Push Rod	61	RP-3034 Std Only	VINTAGE; 9.3750" O.A.L.
16	Push Rod	61	RP-3031 Std Only	Dodge D500 Base; VINTAGE; Exc. Hi-Perf. Eng.; 8.6450" O.A.L.
8	ROCKER PARTS Arm	61	R-829 Std Only	VINTAGE; Loc. L.H.
8	Arm	61	R-828 Std Only	VINTAGE; Loc. R.H.
2	Rocker Shaft	61	RS-612 Std Only	VINTAGE
8	VALVE Exhaust	61	V-1339 Std Only	VINTAGE; 1.5980" Head Dia., 0.3715" Stem Dia., 4.8900" O.A.L.
8	Intake	61	V-1386 Std Only	VINTAGE; 2.0800" Head Dia., 0.3725" Stem Dia., 4.8685" O.A.L.
8	VALVE GUIDE Guide	61	VG-5007 Std Only	Loc. Exh.; Repair type bushing; w/.371" stem dia.; 0.3725" ID, 2.3800" O.A.L
8	Guide, Bulk	61	VG-5007B Std Only	Loc. Exh.; Repair type bushing; w/.371" stem dia.; Carton of 50; 0.3725" ID, 2.3800" O.A.L
16	VALVE SPRING Spring	61	VS-673 Std Only	VINTAGE; 2.5800" Free Height
16	VALVE SEAL Valve Stem Seal	61	ST-2002 Std Only	Exc. Eng. w/double valve springs; Installation requires valve guide machining; (PLY) Polyacrylate
16	Valve Stem Seal	61	ST-2002 Std Only	Dodge D500 Base; Use w/O.E. guide; Installation requires valve guide machining; (PLY) Polyacrylate
16	Valve Stem Seal	61	ST-2014 Std Only	Dodge D500 Base; Use w/repair guide; Positive type; Installation requires valve guide machining; (TFL) PTFE
8	Valve Stem Seal	61	MV-1707C Std Only	VINTAGE; Umbrella type; (NTRL) Nitrile
16	Valve Stem Seal Bulk	61	ST-2002BC Std Only	Exc. Eng. w/double valve springs; Positive type; Installation requires valve guide machining; Carton of 100; (PLY) Polyacrylate
8	Valve Stem Seal Bulk	61	MV-1707 Std Only	Umbrella type; Carton of 100; (NTRL) Nitrile
16	Valve Stem Seal Bulk	61	ST-2002BC Std Only	Dodge D500 Base; Use w/O.E. guide; Positive type; Installation requires valve guide machining; Carton of 100; (PLY) Polyacrylate
16	Valve Stem Seal Bulk	61	ST-2014BC Std Only	Dodge D500 Base; Use w/repair guide; Positive type; Installation requires valve guide machining; Carton of 100; (TFL) PTFE
8	VALVE SEAT Seat	61	245-1750-2 Std Only	Loc. Exh.; 1.7550" OD, 1.5000" ID, 0.2160" Depth
8	Seat	61	245-1875-1 Std Only	Dodge D500 Base; Loc. Exh.; 1.8810" OD, 1.6100" ID, 0.2485" Depth
8	Seat	61	245-1750-2N Std Only	Loc. Exh.; Premium Material; 1.7550" OD, 1.5000" ID, 0.2160" Depth
8	Seat	61	245-1875-1N Std Only	Dodge D500 Base; Loc. Exh.; Premium Material; 1.8810" OD, 1.6100" ID, 0.2485" Depth
8	Seat	61	245-2250-1 Std Only	Loc. Int.; Machine ID to fit; 2.2555" OD, 1.9375" ID, 0.1855" Depth
16	VALVE, MISC Keeper	61	VK-174 Std Only	Chrysler 300 Base, 300G Base Dodge D500 Base; Loc. Exh.; 4 groove
16	Keeper	61	VK-174R Std Only	Chrysler 300 Base, 300G Base Dodge D500 Base; Loc. Exh.; 4 groove; Hardened
16	Keeper	61	VK-66 Std Only	Chrysler 300 Base, 300G Base Dodge D500 Base; Loc. Int.; 2 groove
16	Keeper	61	VK-66R Std Only	Chrysler 300 Base, 300G Base Dodge D500 Base; Loc. Int.; 2 groove; Hardened
16	Spring Insert	61	259-103C Std Only	.015"; ID 1.030"; Carton of 100
16	Spring Insert	61	259-103B Std Only	.030"; ID 1.030"; Carton of 100
16	Spring Insert	61	259-103BRS Std Only	.030"; ID 1.030"; Carton of 500
16	Spring Insert	61	259-103A Std Only	.060"; ID 1.030"; Carton of 100
16	Spring Insert	61	259-103ARS Std Only	.060"; ID 1.030"; Carton of 500
8	PISTON Cast Piston	61	366AP Std-20-30-40-60	Dodge D500 Base; VINTAGE; Cast; 1.0939" Pin Dia.; 2 Rings 5/64 Groove, 1 Ring 3/16 Groove, 1.848 CD, Flat Head - 8.4:1 C.R.
8	Cast Piston - Individual	61	W366NP Std-20-30-40-60	VINTAGE; Cast; 1.0939" Pin Dia.; 2 Rings 5/64 Groove, 1 Ring 3/16 Groove, 1.848 CD, Flat Head - 8.4:1 C.R.

VALVE TRAIN

VALVE TRAIN

(continued on next page)

Chrysler Car (Incl. Chrysler, DeSoto, Dodge, Plymouth)

165 413 6.8L (6769cc) OHV V8 (16 Valve), 4.1875" Bore (Chrysler Eng.), 2-4 Bbl. "Eng. Code R41" 1961
(cont.)

BLOCK	QTY	PISTON (cont.)	YEARS	PART NO.	DESCRIPTION	BLOCK
	8	Cast Piston - Individual	61	W238P 60 60	VINTAGE; Cast; 1.0939" Pin Dia.; 2 Rings 5/64 Groove, 1 Ring 3/16 Groove, 2.000 CD, Flat Head - 9.7:1 C.R.	
	8	Pin	61	P-1940 Std-3	VINTAGE; 0.6340" Inside Dia., 1.0935" Outside Dia.	
	QTY	RINGS	YEARS	PART NO.	DESCRIPTION	
	1	Standard Set	61	E-287X Std-30-40	VINTAGE; 2-5/64, 1-3/16; Iron	
	QTY	ENGINE BEARINGS	YEARS	PART NO.	DESCRIPTION	
	1	Main Set	61	4094M Std-10-20-30-40-60	Dodge D500 Base; VINTAGE; 3.453" max. flange OD	
	1	Main Set	61	4924MA Std-10-20-30	VINTAGE; A-Series aluminum bearings ; Partial grooved; 3.624" max. flange OD	
	1	Rod Set	61	8-2320CP Std-10-20-30-40-50	VINTAGE; 8-2320CA 60 avail. as unplated & resizeable	
	1	Rod Set	61	8-2320CA 60 60	VINTAGE; Unplated & resizeable	
	8	Rod Pair	61	2320CP Std-1-10-20-30-40-50	VINTAGE	
	1	Cam Set	61	1453M Std Only	VINTAGE; Babbitt material; Full round design	
	QTY	OIL PUMP	YEARS	PART NO.	DESCRIPTION	
	1	Oil Pump	61	224-43366A	VINTAGE; High Pressure; Use original cover plate on Eng. with canister oil filter	
	1	Oil Pump	61	224-4174V	VINTAGE; High-Volume; Use original cover plate on Eng. w/canister oil filter	
	1	Oil Pump	61	224-4174	VINTAGE; Use original cover plate on Eng. w/canister oil filter	
	1	Pump Repair Kit	61	224-5174	VINTAGE	
	1	Inter. Shaft	61	224-6174	VINTAGE	
	QTY	GASKETS	YEARS	PART NO.	DESCRIPTION	
	1	Valley Pan Gasket Set	61	260-4035	Premium set; Performance manifold gskts. incl.	
	1	Valley Pan Gasket Set	61	260-4019	VINTAGE	
	QTY	FREEZE PLUGS	YEARS	PART NO.	DESCRIPTION	
	1	Brass Block Plug Kit	61	381-8011	VINTAGE	
	1	Steel Block Plug Kit	61	381-4031	VINTAGE	
	1	Brass Deep Cup Freeze Plug	61	381-9001	VINTAGE; 1.625" Diameter	
	1	Steel Deep Cup Freeze Plug	61	381-3041	1.625" Diameter	
	1	Steel Deep Cup Freeze Plug	61	381-3084	2.141" Diameter	

166 413 6.8L (6769cc) OHV V8 (16 Valve), 4.1875" Bore (Chrysler Eng.), 4 Bbl. "Eng. Code R41" 1961

VALVE TRAIN	QTY	TIMING	YEARS	PART NO.	DESCRIPTION	VALVE TRAIN
	1	3 Piece Set	61	KT3-495S	VINTAGE; Exc. Hi-Perf.; Exc. Eng. w/Ram manifold; Incl. silent type chain; (1) 222-495; (1) 223-290; (1) 223-291	
	1	3 Piece Set	61	KT3-168S	VINTAGE; Hi-Perf.; Incl. rr. type chain; (1) 222-168; (1) 223-339; (1) 223-380	
	1	3 Piece Set	61	KT3-168S	Dodge D500 Base; VINTAGE; Incl. rr. type chain; (1) 222-168; (1) 223-339; (1) 223-380	
	1	3 Piece Set	61	KT3-495S	Dodge D500 Base; VINTAGE; Incl. silent type chain; (1) 222-495; (1) 223-290; (1) 223-291	
	1	Timing Chain	61	222-168	Dodge D500 Base; Double rlr.; 66 Links	
	1	Timing Chain	61	222-495	Exc. Hi-Perf.; Silent type; 50 Links	
	1	Timing Chain	61	222-168	Hi-Perf.; Double rlr.; 66 Links	
	1	Timing Chain	61	222-495	Dodge D500 Base; Silent type; 50 Links	
	1	Crank Sprocket	61	223-291	Exc. Hi-Perf.; Use w/silent type chain; 19 Teeth	
	1	Crank Sprocket	61	223-291	Dodge D500 Base; Use w/silent type chain; 19 Teeth	
	QTY	CAMSHAFT/LIFTER	YEARS	PART NO.	DESCRIPTION	
	1	Camshaft	61	CS-327	VINTAGE; Hydraulic, (050) Duration at .050 Lobe Lift, 209 Exh., 206 Int., 113 Degrees Lobe Separation	
	1	Prelube		55-403 Std Only	1.5 oz. packet	
	1	Prelube		55-400 Std Only	4 oz. bottle; 1.5 oz. packet No. 55-403 also avail.	
	16	Lifter	61	HT-812 Std Only	VINTAGE; Hyd.; 1.830" - 1.860" Length	
	16	Lifter, Bulk	61	HT-812B Std Only	VINTAGE; Hyd.; Carton of 117; 1.830" - 1.860" Length	
	QTY	PUSH ROD	YEARS	PART NO.	DESCRIPTION	
	16	Push Rod	61	RP-3034 Std Only	VINTAGE; 9.3750" O.A.L.	
	16	Push Rod	61	RP-3031 Std Only	Dodge D500 Base; VINTAGE; Exc. Hi-Perf. Eng.; 8.6450" O.A.L.	
	QTY	ROCKER PARTS	YEARS	PART NO.	DESCRIPTION	
	8	Arm	61	R-829 Std Only	VINTAGE; Loc. L.H.	
	8	Arm	61	R-828 Std Only	VINTAGE; Loc. R.H.	
	2	Rocker Shaft	61	RS-612 Std Only	VINTAGE	
	QTY	VALVE	YEARS	PART NO.	DESCRIPTION	
	8	Exhaust	61	V-1339 Std Only	VINTAGE; 1.5980" Head Dia., 0.3715" Stem Dia., 4.8900" O.A.L.	
	8	Intake	61	V-1386 Std Only	VINTAGE; 2.0800" Head Dia., 0.3725" Stem Dia., 4.8685" O.A.L.	

(continued on next page)

Chrysler Car (Incl. Chrysler, DeSoto, Dodge, Plymouth)

413 6.8L (6769cc) OHV V8 (16 Valve), 4.1875" Bore (Chrysler Eng.), 4 Bbl. "Eng. Code R41" 1961 166
(cont.)

QTY	VALVE GUIDE	YEARS	PART NO.	DESCRIPTION
8	Guide	61	VG-5007 Std Only	Loc. Exh.; Repair type bushing; w/.371" stem dia.; 0.3725" ID, 2.3800" O.A.L
8	Guide, Bulk	61	VG-5007B Std Only	Loc. Exh.; Repair type bushing; w/.371" stem dia.; Carton of 50; 0.3725" ID, 2.3800" O.A.L
QTY	VALVE SPRING	YEARS	PART NO.	DESCRIPTION
16	Spring	61	VS-673 Std Only	VINTAGE; 2.5800" Free Height
QTY	VALVE SEAL	YEARS	PART NO.	DESCRIPTION
16	Valve Stem Seal	61	ST-2002 Std Only	Exc. Eng. w/double valve springs; Installation requires valve guide machining; (PLY) Polyacrylate
16	Valve Stem Seal	61	ST-2002 Std Only	Dodge D500 Base; Use w/O.E. guide; Installation requires valve guide machining; (PLY) Polyacrylate
16	Valve Stem Seal	61	ST-2014 Std Only	Dodge D500 Base; Use w/repair guide; Positive type; Installation requires valve guide machining; (TFL) PTFE
8	Valve Stem Seal	61	MV-1707C Std Only	VINTAGE; Umbrella type; (NTRL) Nitrile
16	Valve Stem Seal Bulk	61	ST-2002BC Std Only	Exc. Eng. w/double valve springs; Positive type; Installation requires valve guide machining; Carton of 100; (PLY) Polyacrylate
8	Valve Stem Seal Bulk	61	MV-1707 Std Only	Umbrella type; Carton of 100; (NTRL) Nitrile
16	Valve Stem Seal Bulk	61	ST-2002BC Std Only	Dodge D500 Base; Use w/O.E. guide; Positive type; Installation requires valve guide machining; Carton of 100; (PLY) Polyacrylate
16	Valve Stem Seal Bulk	61	ST-2014BC Std Only	Dodge D500 Base; Use w/repair guide; Positive type; Installation requires valve guide machining; Carton of 100; (TFL) PTFE
QTY	VALVE SEAT	YEARS	PART NO.	DESCRIPTION
8	Seat	61	245-1750-2 Std Only	Loc. Exh.; 1.7550" OD, 1.5000" ID, 0.2160" Depth
8	Seat	61	245-1875-1 Std Only	Dodge D500 Base; Loc. Exh.; 1.8810" OD, 1.6100" ID, 0.2485" Depth
8	Seat	61	245-1750-2N Std Only	Loc. Exh.; Premium Material; 1.7550" OD, 1.5000" ID, 0.2160" Depth
8	Seat	61	245-1875-1N Std Only	Dodge D500 Base; Loc. Exh.; Premium Material; 1.8810" OD, 1.6100" ID, 0.2485" Depth
8	Seat	61	245-2250-1 Std Only	Loc. Int.; Machine ID to fit; 2.2555" OD, 1.9375" ID, 0.1855" Depth
QTY	VALVE, MISC	YEARS	PART NO.	DESCRIPTION
16	Keeper	61	VK-174 Std Only	Chrysler Crown Imperial Base, Imperial Base, Crown, Custom, LeBaron, New Yorker Base, Newport Base, Town & Country Base Dodge D500 Base; Loc. Exh.; 4 groove
16	Keeper	61	VK-174R Std Only	Chrysler Crown Imperial Base, Imperial Base, Crown, Custom, LeBaron, New Yorker Base, Newport Base, Town & Country Base Dodge D500 Base; Loc. Exh.; 4 groove; Hardened
16	Keeper	61	VK-66 Std Only	Chrysler Crown Imperial Base, Imperial Base, Crown, Custom, LeBaron, New Yorker Base, Newport Base, Town & Country Base Dodge D500 Base; Loc. Int.; 2 groove
16	Keeper	61	VK-66R Std Only	Chrysler Crown Imperial Base, Imperial Base, Crown, Custom, LeBaron, New Yorker Base, Newport Base, Town & Country Base Dodge D500 Base; Loc. Int.; 2 groove; Hardened
16	Spring Insert	61	259-103C Std Only	.015"; ID 1.030"; Carton of 100
16	Spring Insert	61	259-103B Std Only	.030"; ID 1.030"; Carton of 100
16	Spring Insert	61	259-103BRS Std Only	.030"; ID 1.030"; Carton of 500
16	Spring Insert	61	259-103A Std Only	.060"; ID 1.030"; Carton of 100
16	Spring Insert	61	259-103ARS Std Only	.060"; ID 1.030"; Carton of 500
QTY	PISTON	YEARS	PART NO.	DESCRIPTION
8	Cast Piston	61	366AP Std-20-30-40-60	Dodge D500 Base; VINTAGE; Cast; 1.0939" Pin Dia.; 2 Rings 5/64 Groove, 1 Ring 3/16 Groove, 1.848 CD, Flat Head - 8.4:1 C.R.
8	Cast Piston - Individual	61	W366NP Std-20-30-40-60	Dodge D500 Base; VINTAGE; Cast; 1.0939" Pin Dia.; 2 Rings 5/64 Groove, 1 Ring 3/16 Groove, 1.848 CD, Flat Head - 8.4:1 C.R.
8	Cast Piston - Individual	61	W238P 60 60	VINTAGE; Cast; 1.0939" Pin Dia.; 2 Rings 5/64 Groove, 1 Ring 3/16 Groove, 2.000 CD, Flat Head - 9.7:1 C.R.
8	Pin	61	P-1940 Std-3	Dodge D500 Base; VINTAGE; 0.6340" Inside Dia., 1.0935" Outside Dia.
QTY	RINGS	YEARS	PART NO.	DESCRIPTION
1	Standard Set	61	E-287X Std-30-40	VINTAGE; 2-5/64, 1-3/16; Iron
QTY	ENGINE BEARINGS	YEARS	PART NO.	DESCRIPTION
1	Main Set	61	4094M Std-10-20-30-40-60	Dodge D500 Base; VINTAGE; 3.453" max. flange OD

(continued on next page)

Chrysler Car (Incl. Chrysler, DeSoto, Dodge, Plymouth)

166 413 6.8L (6769cc) OHV V8 (16 Valve), 4.1875" Bore (Chrysler Eng.), 4 Bbl. "Eng. Code R41" 1961
(cont.)

	ENGINE BEARINGS	YEARS	PART NO.	DESCRIPTION	
B	QTY (cont.)				
	1	Main Set	61	4924MA Std-10-20-30	VINTAGE; A-Series aluminum bearings ; Partial grooved; 3.624" max. flange OD
	1	Rod Set	61	8-2320CP Std-10-20-30-40-50	VINTAGE; 8-2320CA 60 avail. as unplated & resizeable
	1	Rod Set	61	8-2320CA 60 60	VINTAGE; Unplated & resizeable
	8	Rod Pair	61	2320CP Std-1-10-20-30-40-50	VINTAGE
1	Cam Set	61	1453M Std Only	VINTAGE; Babbitt material; Full round design	
B	QTY	OIL PUMP	YEARS	PART NO.	DESCRIPTION
	1	Oil Pump	61	224-43366A	VINTAGE; High Pressure; Use original cover plate on Engs. with canister oil filter
	1	Oil Pump	61	224-4174V	VINTAGE; High-Volume; Use original cover plate on Engs. w/canister oil filter
	1	Oil Pump	61	224-4174	VINTAGE; Use original cover plate on Engs. w/canister oil filter
	1	Pump Repair Kit	61	224-5174	VINTAGE
1	Inter. Shaft	61	224-6174	VINTAGE	
B	QTY	GASKETS	YEARS	PART NO.	DESCRIPTION
	1	Valley Pan Gasket Set	61	260-4035	Premium set; Performance manifold gskts. incl.
1	Valley Pan Gasket Set	61	260-4019	VINTAGE	
B	QTY	FREEZE PLUGS	YEARS	PART NO.	DESCRIPTION
	1	Brass Block Plug Kit	61	381-8011	VINTAGE
	1	Steel Block Plug Kit	61	381-4031	VINTAGE
	1	Brass Deep Cup Freeze Plug	61	381-9001	VINTAGE; 1.625" Diameter
	1	Steel Deep Cup Freeze Plug	61	381-3041	1.625" Diameter
1	Steel Deep Cup Freeze Plug	61	381-3084	2.141" Diameter	

167 413 6.8L (6769cc) OHV V8 (16 Valve), 4.1875" Bore (Chrysler Eng.), 2-4 Bbl. "Eng. Code S41" 1962

V	QTY	TIMING	YEARS	PART NO.	DESCRIPTION
	1	3 Piece Set	62	KT3-168S	VINTAGE; Hi-Perf.; Incl. rlr. type chain; (1) 222-168; (1) 223-339; (1) 223-380
	1	Timing Chain	62	222-168	Hi-Perf.; Double rlr.; 66 Links
	1	Timing Chain	62	222-495	Chrysler 300 Base; Silent type; 50 Links
1	Crank Sprocket	62	223-291	Chrysler 300 Base; Use w/silent type chain; 19 Teeth	
V	QTY	CAMSHAFT/LIFTER	YEARS	PART NO.	DESCRIPTION
	1	Camshaft	62	CS-327	VINTAGE; Hydraulic, (050) Duration at .050 Lobe Lift, 209 Exh., 206 Int., 113 Degrees Lobe Separation
	1	Prelube		55-403 Std Only	1.5 oz. packet
	1	Prelube		55-400 Std Only	4 oz. bottle; 1.5 oz. packet No. 55-403 also avail.
	16	Lifter	62	HT-812 Std Only	VINTAGE; Hyd.; 1.830" - 1.860" Length
16	Lifter, Bulk	62	HT-812B Std Only	VINTAGE; Hyd.; Carton of 117; 1.830" - 1.860" Length	
V	QTY	PUSH ROD	YEARS	PART NO.	DESCRIPTION
	16	Push Rod	62	RP-3034 Std Only	VINTAGE; 9.3750" O.A.L.
V	QTY	ROCKER PARTS	YEARS	PART NO.	DESCRIPTION
	8	Arm	62	R-829 Std Only	VINTAGE; Loc. L.H.
	8	Arm	62	R-828 Std Only	VINTAGE; Loc. R.H.
2	Rocker Shaft	62	RS-612 Std Only	VINTAGE	
V	QTY	VALVE	YEARS	PART NO.	DESCRIPTION
	8	Exhaust	62	V-1339 Std Only	VINTAGE; 1.5980" Head Dia., 0.3715" Stem Dia., 4.8900" O.A.L.
8	Intake	62	V-1386 Std Only	VINTAGE; 2.0800" Head Dia., 0.3725" Stem Dia., 4.8685" O.A.L.	
V	QTY	VALVE GUIDE	YEARS	PART NO.	DESCRIPTION
	8	Guide	62	VG-5007 Std Only	Loc. Exh.; Repair type bushing; w/.371" stem dia.; 0.3725" ID, 2.3800" O.A.L.
8	Guide, Bulk	62	VG-5007B Std Only	Loc. Exh.; Repair type bushing; w/.371" stem dia.; Carton of 50; 0.3725" ID, 2.3800" O.A.L.	
QTY	VALVE SPRING	YEARS	PART NO.	DESCRIPTION	
16	Spring	62	VS-673 Std Only	VINTAGE; 2.5800" Free Height	
QTY	VALVE SEAL	YEARS	PART NO.	DESCRIPTION	
16	Valve Stem Seal	62	ST-2002 Std Only	Exc. Engs. w/double valve springs; Installation requires valve guide machining; (PLY) Polyacrylate	
8	Valve Stem Seal	62	MV-1707C Std Only	VINTAGE; Umbrella type; (NTRL) Nitrile	
16	Valve Stem Seal Bulk	62	ST-2002BC Std Only	Exc. Engs. w/double valve springs; Positive type; Installation requires valve guide machining; Carton of 100; (PLY) Polyacrylate	
8	Valve Stem Seal Bulk	62	MV-1707 Std Only	Umbrella type; Carton of 100; (NTRL) Nitrile	
QTY	VALVE SEAT	YEARS	PART NO.	DESCRIPTION	
8	Seat	62	245-1750-2 Std Only	Loc. Exh.; 1.7550" OD, 1.5000" ID, 0.2160" Depth	

(continued on next page)

Chrysler Car (Incl. Chrysler, DeSoto, Dodge, Plymouth)

413 6.8L (6769cc) OHV V8 (16 Valve), 4.1875" Bore (Chrysler Eng.), 2-4 Bbl. "Eng. Code S41" 1962 167
(cont.)

VALVE TRAIN	QTY	VALVE SEAT (cont.)	YEARS	PART NO.	DESCRIPTION	VALVE TRAIN
	8	Seat	62	245-1750-2N Std Only	Loc. Exh.; Premium Material; 1.7550" OD, 1.5000" ID, 0.2160" Depth	
	8	Seat	62	245-2250-1 Std Only	Loc. Int.; Machine ID to fit; 2.2555" OD, 1.9375" ID, 0.1855" Depth	
VALVE TRAIN	QTY	VALVE, MISC	YEARS	PART NO.	DESCRIPTION	VALVE TRAIN
	16	Keeper	62	VK-174 Std Only	Chrysler 300 Base, 300H Base; Loc. Exh.; 4 groove	
	16	Keeper	62	VK-174R Std Only	Chrysler 300 Base, 300H Base; Loc. Exh.; 4 groove; Hardened	
	16	Keeper	62	VK-66 Std Only	Chrysler 300 Base, 300H Base; Loc. Int.; 2 groove	
	16	Keeper	62	VK-66R Std Only	Chrysler 300 Base, 300H Base; Loc. Int.; 2 groove; Hardened	
	16	Spring Insert	62	259-103C Std Only	.015"; ID 1.030"; Carton of 100	
	16	Spring Insert	62	259-103B Std Only	.030"; ID 1.030"; Carton of 100	
	16	Spring Insert	62	259-103BRS Std Only	.030"; ID 1.030"; Carton of 500	
	16	Spring Insert	62	259-103A Std Only	.060"; ID 1.030"; Carton of 100	
	16	Spring Insert	62	259-103ARS Std Only	.060"; ID 1.030"; Carton of 500	
BLOCK	QTY	PISTON	YEARS	PART NO.	DESCRIPTION	BLOCK
	8	Cast Piston - Individual	62	W238P 60 60	VINTAGE; Cast; 1.0939" Pin Dia.; 2 Rings 5/64 Groove, 1 Ring 3/16 Groove, 2.000 CD, Flat Head - 9.7:1 C.R.	
BLOCK	QTY	RINGS	YEARS	PART NO.	DESCRIPTION	BLOCK
	1	Standard Set	62	E-287X Std-30-40	VINTAGE; 2-5/64, 1-3/16; Iron	
BLOCK	QTY	ENGINE BEARINGS	YEARS	PART NO.	DESCRIPTION	BLOCK
	1	Main Set	62	4924MA Std-10-20-30	VINTAGE; A-Series aluminum bearings ; Partial grooved; 3.624" max. flange OD	
	1	Rod Set	62	8-2320CP Std-10-20-30-40-50	VINTAGE; 8-2320CA 60 avail. as unplated & resizeable	
	1	Rod Set	62	8-2320CA 60 60	VINTAGE; Unplated & resizeable	
	8	Rod Pair	62	2320CP Std-1-10-20-30-40-50	VINTAGE	
	1	Cam Set	62	1453M Std Only	VINTAGE; Babbitt material; Full round design	
BLOCK	QTY	OIL PUMP	YEARS	PART NO.	DESCRIPTION	BLOCK
	1	Oil Pump	62	224-43366A	VINTAGE; High Pressure; Use original cover plate on Eng. with canister oil filter	
	1	Oil Pump	62	224-4174V	VINTAGE; High-Volume; Use original cover plate on Eng. w/canister oil filter	
	1	Oil Pump	62	224-4174	VINTAGE; Use original cover plate on Eng. w/canister oil filter	
	1	Pump Repair Kit	62	224-5174	VINTAGE	
	1	Inter. Shaft	62	224-6174	VINTAGE	
BLOCK	QTY	GASKETS	YEARS	PART NO.	DESCRIPTION	BLOCK
	1	Valley Pan Gasket Set	62	260-4035	Premium set; Performance manifold gskts. incl.	
	1	Valley Pan Gasket Set	62	260-4019	VINTAGE	
BLOCK	QTY	FREEZE PLUGS	YEARS	PART NO.	DESCRIPTION	BLOCK
	1	Brass Block Plug Kit	62	381-8011	VINTAGE	
	1	Steel Block Plug Kit	62	381-4031	VINTAGE	
	1	Brass Deep Cup Freeze Plug	62	381-9001	VINTAGE; 1.625" Diameter	
	1	Steel Deep Cup Freeze Plug	62	381-3041	1.625" Diameter	
	1	Steel Deep Cup Freeze Plug	62	381-3084	2.141" Diameter	

413 6.8L (6769cc) OHV V8 (16 Valve), 4.1875" Bore (Chrysler Eng.), 4 Bbl. "Eng. Code S41" 1962 168

VALVE TRAIN	QTY	TIMING	YEARS	PART NO.	DESCRIPTION	VALVE TRAIN
	1	3 Piece Set	62	KT3-495S	VINTAGE; Exc. Hi-Perf.; Exc. Eng. w/Ram manifold; Incl. silent type chain; (1) 222-495; (1) 223-290; (1) 223-291	
	1	3 Piece Set	62	KT3-168S	VINTAGE; Hi-Perf.; Incl. rlr. type chain; (1) 222-168; (1) 223-339; (1) 223-380	
	1	Timing Chain	62	222-495	Exc. Hi-Perf.; Silent type; 50 Links	
	1	Timing Chain	62	222-168	Hi-Perf.; Double rlr.; 66 Links	
	1	Timing Chain	62	222-495	Silent type; 50 Links	
	1	Crank Sprocket	62	223-291	Exc. Hi-Perf.; Use w/silent type chain; 19 Teeth	
	1	Crank Sprocket	62	223-291	Use w/silent type chain; 19 Teeth	
VALVE TRAIN	QTY	CAMSHAFT/LIFTER	YEARS	PART NO.	DESCRIPTION	VALVE TRAIN
	1	Camshaft	62	CS-327	VINTAGE; Hydraulic, (050) Duration at .050 Lobe Lift, 209 Exh., 206 Int., 113 Degrees Lobe Separation	
	1	Prelube		55-403 Std Only	1.5 oz. packet	
	1	Prelube		55-400 Std Only	4 oz. bottle; 1.5 oz. packet No. 55-403 also avail.	
	16	Lifter	62	HT-812 Std Only	VINTAGE; Hyd.; 1.830" - 1.860" Length	
	16	Lifter, Bulk	62	HT-812B Std Only	VINTAGE; Hyd.; Carton of 117; 1.830" - 1.860" Length	
VALVE TRAIN	QTY	PUSH ROD	YEARS	PART NO.	DESCRIPTION	VALVE TRAIN
	16	Push Rod	62	RP-3034 Std Only	VINTAGE; 9.3750" O.A.L.	

(continued on next page)

Chrysler Car (Incl. Chrysler, DeSoto, Dodge, Plymouth)

168 413 6.8L (6769cc) OHV V8 (16 Valve), 4.1875" Bore (Chrysler Eng.), 4 Bbl. "Eng. Code S41" 1962
(cont.)

QTY	ROCKER PARTS	YEARS	PART NO.	DESCRIPTION
8	Arm	62	R-829 Std Only	VINTAGE; Loc. L.H.
8	Arm	62	R-828 Std Only	VINTAGE; Loc. R.H.
2	Rocker Shaft	62	RS-612 Std Only	VINTAGE
QTY	VALVE	YEARS	PART NO.	DESCRIPTION
8	Exhaust	62	V-1339 Std Only	VINTAGE; 1.5980" Head Dia., 0.3715" Stem Dia., 4.8900" O.A.L.
8	Intake	62	V-1386 Std Only	VINTAGE; 2.0800" Head Dia., 0.3725" Stem Dia., 4.8685" O.A.L.
QTY	VALVE GUIDE	YEARS	PART NO.	DESCRIPTION
8	Guide	62	VG-5007 Std Only	Loc. Exh.; Repair type bushing; w/.371" stem dia.; 0.3725" ID, 2.3800" O.A.L
8	Guide, Bulk	62	VG-5007B Std Only	Loc. Exh.; Repair type bushing; w/.371" stem dia.; Carton of 50; 0.3725" ID, 2.3800" O.A.L
QTY	VALVE SPRING	YEARS	PART NO.	DESCRIPTION
16	Spring	62	VS-673 Std Only	VINTAGE; 2.5800" Free Height
QTY	VALVE SEAL	YEARS	PART NO.	DESCRIPTION
16	Valve Stem Seal	62	ST-2002 Std Only	Exc. Eng. w/double valve springs; Installation requires valve guide machining; (PLY) Polyacrylate
8	Valve Stem Seal	62	MV-1707C Std Only	VINTAGE; Umbrella type; (NTRL) Nitrile
16	Valve Stem Seal Bulk	62	ST-2002BC Std Only	Exc. Eng. w/double valve springs; Positive type; Installation requires valve guide machining; Carton of 100; (PLY) Polyacrylate
8	Valve Stem Seal Bulk	62	MV-1707 Std Only	Umbrella type; Carton of 100; (NTRL) Nitrile
QTY	VALVE SEAT	YEARS	PART NO.	DESCRIPTION
8	Seat	62	245-1750-2 Std Only	Loc. Exh.; 1.7550" OD, 1.5000" ID, 0.2160" Depth
8	Seat	62	245-1750-2N Std Only	Loc. Exh.; Premium Material; 1.7550" OD, 1.5000" ID, 0.2160" Depth
8	Seat	62	245-2250-1 Std Only	Loc. Int.; Machine ID to fit; 2.2555" OD, 1.9375" ID, 0.1855" Depth
QTY	VALVE, MISC	YEARS	PART NO.	DESCRIPTION
16	Keeper	62	VK-174 Std Only	Loc. Exh.; 4 groove
16	Keeper	62	VK-174R Std Only	Loc. Exh.; 4 groove; Hardened
16	Keeper	62	VK-66 Std Only	Loc. Int.; 2 groove
16	Keeper	62	VK-66R Std Only	Loc. Int.; 2 groove; Hardened
16	Spring Insert	62	259-103C Std Only	.015"; ID 1.030"; Carton of 100
16	Spring Insert	62	259-103B Std Only	.030"; ID 1.030"; Carton of 100
16	Spring Insert	62	259-103BRS Std Only	.030"; ID 1.030"; Carton of 500
16	Spring Insert	62	259-103A Std Only	.060"; ID 1.030"; Carton of 100
16	Spring Insert	62	259-103ARS Std Only	.060"; ID 1.030"; Carton of 500
QTY	PISTON	YEARS	PART NO.	DESCRIPTION
8	Cast Piston - Individual	62	W238P 60	VINTAGE; Cast; 1.0939" Pin Dia.; 2 Rings 5/64 Groove, 1 Ring 3/16 Groove, 2.000 CD, Flat Head - 9.7:1 C.R.
QTY	RINGS	YEARS	PART NO.	DESCRIPTION
1	Standard Set	62	E-287X Std-30-40	VINTAGE; 2-5/64, 1-3/16; Iron
QTY	ENGINE BEARINGS	YEARS	PART NO.	DESCRIPTION
1	Main Set	62	4924MA Std-10-20-30	VINTAGE; A-Series aluminum bearings ; Partial grooved; 3.624" max. flange OD
1	Rod Set	62	8-2320CP Std-10-20-30-40-50	VINTAGE; 8-2320CA 60 avail. as unplated & resizeable
1	Rod Set	62	8-2320CA 60	VINTAGE; Unplated & resizeable
8	Rod Pair	62	2320CP Std-1-10-20-30-40-50	VINTAGE
1	Cam Set	62	1453M Std Only	VINTAGE; Babbitt material; Full round design
QTY	OIL PUMP	YEARS	PART NO.	DESCRIPTION
1	Oil Pump	62	224-43366A	VINTAGE; High Pressure; Use original cover plate on Eng. with canister oil filter
1	Oil Pump	62	224-4174V	VINTAGE; High-Volume; Use original cover plate on Eng. w/canister oil filter
1	Oil Pump	62	224-4174	VINTAGE; Use original cover plate on Eng. w/canister oil filter
1	Pump Repair Kit	62	224-5174	VINTAGE
1	Inter. Shaft	62	224-6174	VINTAGE
QTY	GASKETS	YEARS	PART NO.	DESCRIPTION
1	Valley Pan Gasket Set	62	260-4035	Premium set; Performance manifold gskts. incl.
1	Valley Pan Gasket Set	62	260-4019	VINTAGE
QTY	FREEZE PLUGS	YEARS	PART NO.	DESCRIPTION
1	Brass Block Plug Kit	62	381-8011	VINTAGE
1	Steel Block Plug Kit	62	381-4031	VINTAGE
1	Brass Deep Cup Freeze Plug	62	381-9001	VINTAGE; 1.625" Diameter
1	Steel Deep Cup Freeze Plug	62	381-3041	1.625" Diameter

(continued on next page)

Chrysler Car (Incl. Chrysler, DeSoto, Dodge, Plymouth)

413 6.8L (6769cc) OHV V8 (16 Valve), 4.1875" Bore (Chrysler Eng.), 4 Bbl. "Eng. Code S41" 1962 168
(cont.)

QTY	FREEZE PLUGS (cont.)	YEARS	PART NO.	DESCRIPTION
1	Steel Deep Cup Freeze Plug	62	381-3084	2.141" Diameter

413 6.8L (6769cc) OHV V8 (16 Valve), 4.1875" Bore (Chrysler Eng.), 2-4 Bbl. "Eng. Code T41" 1963 169

QTY	TIMING	YEARS	PART NO.	DESCRIPTION
1	3 Piece Set	63	KT3-168S	VINTAGE; Hi-Perf.; Incl. rlr. type chain; (1) 222-168; (1) 223-339; (1) 223-380
1	Timing Chain	63	222-168	Hi-Perf.; Double rlr.; 66 Links
1	Timing Chain	63	222-495	Silent type; 50 Links
1	Crank Sprocket	63	223-291	Use w/silent type chain; 19 Teeth
QTY	CAMSHAFT/LIFTER	YEARS	PART NO.	DESCRIPTION
1	Camshaft	63	CS-327	VINTAGE; Hydraulic, (050) Duration at .050 Lobe Lift, 209 Exh., 206 Int., 113 Degrees Lobe Separation
1	Prelube		55-403 Std Only	1.5 oz. packet
1	Prelube		55-400 Std Only	4 oz. bottle; 1.5 oz. packet No. 55-403 also avail.
16	Lifter	63	HT-812 Std Only	VINTAGE; Hyd.; 1.830" - 1.860" Length
16	Lifter, Bulk	63	HT-812B Std Only	VINTAGE; Hyd.; Carton of 117; 1.830" - 1.860" Length
QTY	PUSH ROD	YEARS	PART NO.	DESCRIPTION
16	Push Rod	63	RP-3034 Std Only	VINTAGE; 9.3750" O.A.L.
QTY	ROCKER PARTS	YEARS	PART NO.	DESCRIPTION
8	Arm	63	R-829 Std Only	VINTAGE; Loc. L.H.
8	Arm	63	R-828 Std Only	VINTAGE; Loc. R.H.
2	Rocker Shaft	63	RS-612 Std Only	VINTAGE
QTY	VALVE	YEARS	PART NO.	DESCRIPTION
8	Exhaust	63	V-1339 Std Only	VINTAGE; 1.5980" Head Dia., 0.3715" Stem Dia., 4.8900" O.A.L.
8	Intake	63	V-1386 Std Only	VINTAGE; 2.0800" Head Dia., 0.3725" Stem Dia., 4.8685" O.A.L.
QTY	VALVE GUIDE	YEARS	PART NO.	DESCRIPTION
8	Guide	63	VG-5007 Std Only	Loc. Exh.; Repair type bushing; w/.371" stem dia.; 0.3725" ID, 2.3800" O.A.L.
8	Guide, Bulk	63	VG-5007B Std Only	Loc. Exh.; Repair type bushing; w/.371" stem dia.; Carton of 50; 0.3725" ID, 2.3800" O.A.L.
QTY	VALVE SPRING	YEARS	PART NO.	DESCRIPTION
16	Spring	63	VS-673 Std Only	VINTAGE; 2.5800" Free Height
QTY	VALVE SEAL	YEARS	PART NO.	DESCRIPTION
16	Valve Stem Seal	63	ST-2002 Std Only	Exc. Eng. w/double valve springs; Installation requires valve guide machining; (PLY) Polyacrylate
8	Valve Stem Seal	63	MV-1707C Std Only	VINTAGE; Umbrella type; (NTRL) Nitrile
16	Valve Stem Seal Bulk	63	ST-2002BC Std Only	Exc. Eng. w/double valve springs; Positive type; Installation requires valve guide machining; Carton of 100; (PLY) Polyacrylate
8	Valve Stem Seal Bulk	63	MV-1707 Std Only	Umbrella type; Carton of 100; (NTRL) Nitrile
QTY	VALVE SEAT	YEARS	PART NO.	DESCRIPTION
8	Seat	63	245-1750-2 Std Only	Chrysler 300 Base, 300J Base; Loc. Exh.; 1.7550" OD, 1.5000" ID, 0.2160" Depth
8	Seat	63	245-1750-2N Std Only	Chrysler 300 Base, 300J Base; Loc. Exh.; Premium Material; 1.7550" OD, 1.5000" ID, 0.2160" Depth
8	Seat	63	245-2000-1 Std Only	Exc. Chrysler 300 Base, 300J Base; Loc. Int.; 2.0055" OD, 1.7500" ID, 0.2160" Depth
8	Seat	63	245-2250-1 Std Only	Chrysler 300 Base, 300J Base; Loc. Int.; Machine ID to fit; 2.2555" OD, 1.9375" ID, 0.1855" Depth
QTY	VALVE, MISC	YEARS	PART NO.	DESCRIPTION
8	Keeper	63	VK-138A Std Only	Loc. Exh.; 1 groove; Square cut key groove; Carton pack 24
8	Keeper	63	VK-138 Std Only	Loc. Exh.; 1 groove; Square cut key groove; Carton pack 32
8	Keeper	63	VK-138R Std Only	Loc. Exh.; 1 groove; Square cut key groove; Hardened
16	Keeper	63	VK-174 Std Only	Chrysler 300 Base, 300J Base; Loc. Exh.; 4 groove
16	Keeper	63	VK-174R Std Only	Chrysler 300 Base, 300J Base; Loc. Exh.; 4 groove; Hardened
8	Keeper	63	VK-138A Std Only	Loc. Int.; 1 groove; Square cut key groove; Carton pack 24
8	Keeper	63	VK-138 Std Only	Loc. Int.; 1 groove; Square cut key groove; Carton pack 32
8	Keeper	63	VK-138R Std Only	Loc. Int.; 1 groove; Square cut key groove; Hardened
16	Keeper	63	VK-66 Std Only	Chrysler 300 Base, 300J Base; Loc. Int.; 2 groove
16	Keeper	63	VK-66R Std Only	Chrysler 300 Base, 300J Base; Loc. Int.; 2 groove; Hardened
8	Keeper, Bulk	63	VK-138B Std Only	Loc. Exh.; 1 groove; Square cut key groove; Carton of 1000
8	Keeper, Bulk	63	VK-138B Std Only	Loc. Int.; 1 groove; Square cut key groove; Carton of 1000
16	Spring Insert	63	259-103C Std Only	.015"; ID 1.030"; Carton of 100
16	Spring Insert	63	259-103B Std Only	.030"; ID 1.030"; Carton of 100
16	Spring Insert	63	259-103BRS Std Only	.030"; ID 1.030"; Carton of 500

VALVE TRAIN

VALVE TRAIN

(continued on next page)

Chrysler Car (Incl. Chrysler, DeSoto, Dodge, Plymouth)

169 413 6.8L (6769cc) OHV V8 (16 Valve), 4.1875" Bore (Chrysler Eng.), 2-4 Bbl. "Eng. Code T41" 1963
(cont.)

QTY	VALVE, MISC (cont.)	YEARS	PART NO.	DESCRIPTION
16	Spring Insert	63	259-103A Std Only	.060"; ID 1.030"; Carton of 100
16	Spring Insert	63	259-103ARS Std Only	.060"; ID 1.030"; Carton of 500
QTY	PISTON	YEARS	PART NO.	DESCRIPTION
8	Cast Piston - Individual	63	W238P 60 60	VINTAGE; Cast; 1.0939" Pin Dia.; 2 Rings 5/64 Groove, 1 Ring 3/16 Groove, 2.000 CD, Flat Head - 9.7:1 C.R.
QTY	RINGS	YEARS	PART NO.	DESCRIPTION
1	Standard Set	63	E-287X Std-30-40	VINTAGE; 2-5/64, 1-3/16; Iron
QTY	ENGINE BEARINGS	YEARS	PART NO.	DESCRIPTION
1	Main Set	63	4924MA Std-10-20-30	VINTAGE; A-Series aluminum bearings ; Partial grooved; 3.624" max. flange OD
1	Rod Set	63	8-2320CP Std-10-20-30-40-50	VINTAGE; 8-2320CA 60 avail. as unplated & resizeable
1	Rod Set	63	8-2320CA 60 60	VINTAGE; Unplated & resizeable
8	Rod Pair	63	2320CP Std-1-10-20-30-40-50	VINTAGE
1	Cam Set	63	1453M Std Only	VINTAGE; Babbitt material; Full round design
QTY	OIL PUMP	YEARS	PART NO.	DESCRIPTION
1	Oil Pump	63	224-43366A	VINTAGE; High Pressure; Use original cover plate on Eng. with canister oil filter
1	Oil Pump	63	224-4174V	VINTAGE; High-Volume; Use original cover plate on Eng. w/canister oil filter
1	Oil Pump	63	224-4174	VINTAGE; Use original cover plate on Eng. w/canister oil filter
1	Pump Repair Kit	63	224-5174	VINTAGE
1	Inter. Shaft	63	224-6174	VINTAGE
QTY	GASKETS	YEARS	PART NO.	DESCRIPTION
1	Kit Gasket Set	63	260-1001	VINTAGE; w/6-bolt valve covers; Int. manifold gskt. not incl.; Premium valve stem seals incl.
1	Valley Pan Gasket Set	63	260-4035	Premium set; Performance manifold gskts. incl.
1	Valley Pan Gasket Set	63	260-4019	VINTAGE
QTY	FREEZE PLUGS	YEARS	PART NO.	DESCRIPTION
1	Brass Block Plug Kit	63	381-8011	VINTAGE
1	Steel Block Plug Kit	63	381-4031	VINTAGE
1	Brass Deep Cup Freeze Plug	63	381-9001	VINTAGE; 1.625" Diameter
1	Steel Deep Cup Freeze Plug	63	381-3041	1.625" Diameter
1	Steel Deep Cup Freeze Plug	63	381-3084	2.141" Diameter

170 413 6.8L (6769cc) OHV V8 (16 Valve), 4.1875" Bore (Chrysler Eng.), 4 Bbl. "Eng. Code T41" 1963

QTY	TIMING	YEARS	PART NO.	DESCRIPTION
1	3 Piece Set	63	KT3-495S	VINTAGE; Exc. Hi-Perf.; Exc. Eng. w/Ram manifold; Incl. silent type chain; (1) 222-495; (1) 223-290; (1) 223-291
1	3 Piece Set	63	KT3-168S	VINTAGE; Hi-Perf.; Incl. rlr. type chain; (1) 222-168; (1) 223-339; (1) 223-380
1	Timing Chain	63	222-495	Exc. Hi-Perf.; Silent type; 50 Links
1	Timing Chain	63	222-168	Hi-Perf.; Double rlr.; 66 Links
1	Timing Chain	63	222-495	Chrysler 300 Base; Silent type; 50 Links
1	Crank Sprocket	63	223-291	Exc. Hi-Perf.; Use w/silent type chain; 19 Teeth
1	Crank Sprocket	63	223-291	Chrysler 300 Base; Use w/silent type chain; 19 Teeth
QTY	CAMSHAFT/LIFTER	YEARS	PART NO.	DESCRIPTION
1	Camshaft	63	CS-327	VINTAGE; Hydraulic, (050) Duration at .050 Lobe Lift, 209 Exh., 206 Int., 113 Degrees Lobe Separation
1	Prelube		55-403 Std Only	1.5 oz. packet
1	Prelube		55-400 Std Only	4 oz. bottle; 1.5 oz. packet No. 55-403 also avail.
16	Lifter	63	HT-812 Std Only	VINTAGE; Hyd.; 1.830" - 1.860" Length
16	Lifter, Bulk	63	HT-812B Std Only	VINTAGE; Hyd.; Carton of 117; 1.830" - 1.860" Length
QTY	PUSH ROD	YEARS	PART NO.	DESCRIPTION
16	Push Rod	63	RP-3034 Std Only	VINTAGE; 9.3750" O.A.L.
QTY	ROCKER PARTS	YEARS	PART NO.	DESCRIPTION
8	Arm	63	R-829 Std Only	VINTAGE; Loc. L.H.
8	Arm	63	R-828 Std Only	VINTAGE; Loc. R.H.
2	Rocker Shaft	63	RS-612 Std Only	VINTAGE
QTY	VALVE	YEARS	PART NO.	DESCRIPTION
8	Exhaust	63	V-1339 Std Only	Chrysler 300 Base, Crown Imperial Base, Imperial Base, Crown, Custom, LeBaron, New Yorker Base, Newport Base, Town & Country Base; VINTAGE; 1.5980" Head Dia., 0.3715" Stem Dia., 4.8900" O.A.L.
8	Intake	63	V-1386 Std Only	Chrysler 300 Base, Crown Imperial Base, Imperial Base, Crown, Custom, LeBaron, New Yorker Base, Newport Base, Town & Country Base; VINTAGE; 2.0800" Head Dia., 0.3725" Stem Dia., 4.8685" O.A.L.

(continued on next page)

Chrysler Car (Incl. Chrysler, DeSoto, Dodge, Plymouth)

413 6.8L (6769cc) OHV V8 (16 Valve), 4.1875" Bore (Chrysler Eng.), 4 Bbl. "Eng. Code T41" 1963 170
(cont.)

QTY	VALVE GUIDE	YEARS	PART NO.	DESCRIPTION
8	Guide	63	VG-5007 Std Only	Loc. Exh.; Repair type bushing; w/.371" stem dia.; 0.3725" ID, 2.3800" O.A.L
8	Guide, Bulk	63	VG-5007B Std Only	Loc. Exh.; Repair type bushing; w/.371" stem dia.; Carton of 50; 0.3725" ID, 2.3800" O.A.L
QTY	VALVE SPRING	YEARS	PART NO.	DESCRIPTION
16	Spring	63	VS-673 Std Only	VINTAGE; 2.5800" Free Height
QTY	VALVE SEAL	YEARS	PART NO.	DESCRIPTION
16	Valve Stem Seal	63	ST-2002 Std Only	Exc. Eng. w/double valve springs; Installation requires valve guide machining; (PLY) Polyacrylate
8	Valve Stem Seal	63	MV-1707C Std Only	VINTAGE; Umbrella type; (NTRL) Nitrile
16	Valve Stem Seal Bulk	63	ST-2002BC Std Only	Exc. Eng. w/double valve springs; Positive type; Installation requires valve guide machining; Carton of 100; (PLY) Polyacrylate
8	Valve Stem Seal Bulk	63	MV-1707 Std Only	Umbrella type; Carton of 100; (NTRL) Nitrile
QTY	VALVE SEAT	YEARS	PART NO.	DESCRIPTION
8	Seat	63	245-1750-2 Std Only	Chrysler 300 Base, Crown Imperial Base, Imperial Base, Crown, Custom, LeBaron, New Yorker Base, Newport Base, Town & Country Base; Loc. Exh.; 1.7550" OD, 1.5000" ID, 0.2160" Depth
8	Seat	63	245-1750-2N Std Only	Chrysler 300 Base, Crown Imperial Base, Imperial Base, Crown, Custom, LeBaron, New Yorker Base, Newport Base, Town & Country Base; Loc. Exh.; Premium Material; 1.7550" OD, 1.5000" ID, 0.2160" Depth
8	Seat	63	245-2000-1 Std Only	Exc. Chrysler 300 Base, Crown Imperial Base, Imperial Base, Crown, Custom, LeBaron, New Yorker Base, Newport Base, Town & Country Base; Loc. Int.; 2.0055" OD, 1.7500" ID, 0.2160" Depth
8	Seat	63	245-2250-1 Std Only	Chrysler 300 Base, Crown Imperial Base, Imperial Base, Crown, Custom, LeBaron, New Yorker Base, Newport Base, Town & Country Base; Loc. Int.; Machine ID to fit; 2.2555" OD, 1.9375" ID, 0.1855" Depth
QTY	VALVE, MISC	YEARS	PART NO.	DESCRIPTION
8	Keeper	63	VK-138A Std Only	Exc. Chrysler 300 Base, Crown Imperial Base, Imperial Base, Crown, Custom, LeBaron, New Yorker Base, Newport Base, Town & Country Base; Loc. Exh.; 1 groove; Square cut key groove; Carton pack 24
8	Keeper	63	VK-138 Std Only	Exc. Chrysler 300 Base, Crown Imperial Base, Imperial Base, Crown, Custom, LeBaron, New Yorker Base, Newport Base, Town & Country Base; Loc. Exh.; 1 groove; Square cut key groove; Carton pack 32
8	Keeper	63	VK-138R Std Only	Exc. Chrysler 300 Base, Crown Imperial Base, Imperial Base, Crown, Custom, LeBaron, New Yorker Base, Newport Base, Town & Country Base; Loc. Exh.; 1 groove; Square cut key groove; Hardened
16	Keeper	63	VK-174 Std Only	Chrysler 300 Base, Crown Imperial Base, Imperial Base, Crown, Custom, LeBaron, New Yorker Base, Newport Base, Town & Country Base; Loc. Exh.; 4 groove
16	Keeper	63	VK-174R Std Only	Chrysler 300 Base, Crown Imperial Base, Imperial Base, Crown, Custom, LeBaron, New Yorker Base, Newport Base, Town & Country Base; Loc. Exh.; 4 groove; Hardened
8	Keeper	63	VK-138A Std Only	Exc. Chrysler 300 Base, Crown Imperial Base, Imperial Base, Crown, Custom, LeBaron, New Yorker Base, Newport Base, Town & Country Base; Loc. Int.; 1 groove; Square cut key groove; Carton pack 24
8	Keeper	63	VK-138 Std Only	Exc. Chrysler 300 Base, Crown Imperial Base, Imperial Base, Crown, Custom, LeBaron, New Yorker Base, Newport Base, Town & Country Base; Loc. Int.; 1 groove; Square cut key groove; Carton pack 32
8	Keeper	63	VK-138R Std Only	Exc. Chrysler 300 Base, Crown Imperial Base, Imperial Base, Crown, Custom, LeBaron, New Yorker Base, Newport Base, Town & Country Base; Loc. Int.; 1 groove; Square cut key groove; Hardened
16	Keeper	63	VK-66 Std Only	Chrysler 300 Base, Crown Imperial Base, Imperial Base, Crown, Custom, LeBaron, New Yorker Base, Newport Base, Town & Country Base; Loc. Int.; 2 groove
16	Keeper	63	VK-66R Std Only	Chrysler 300 Base, Crown Imperial Base, Imperial Base, Crown, Custom, LeBaron, New Yorker Base, Newport Base, Town & Country Base; Loc. Int.; 2 groove; Hardened
8	Keeper, Bulk	63	VK-138B Std Only	Exc. Chrysler 300 Base, Crown Imperial Base, Imperial Base, Crown, Custom, LeBaron, New Yorker Base, Newport Base, Town & Country Base; Loc. Exh.; 1 groove; Square cut key groove; Carton of 1000

VALVE TRAIN

VALVE TRAIN

(continued on next page)

Chrysler Car (Incl. Chrysler, DeSoto, Dodge, Plymouth)

170 413 6.8L (6769cc) OHV V8 (16 Valve), 4.1875" Bore (Chrysler Eng.), 4 Bbl. "Eng. Code T41" 1963
(cont.)

QTY	VALVE, MISC (cont.)	YEARS	PART NO.	DESCRIPTION
8	Keeper, Bulk	63	VK-138B Std Only	Exc. Chrysler 300 Base, Crown Imperial Base, Imperial Base, Crown, Custom, LeBaron, New Yorker Base, Newport Base, Town & Country Base; Loc. Int.; 1 groove; Square cut key groove; Carton of 1000
16	Spring Insert	63	259-103C Std Only	.015"; ID 1.030"; Carton of 100
16	Spring Insert	63	259-103B Std Only	.030"; ID 1.030"; Carton of 100
16	Spring Insert	63	259-103BRS Std Only	.030"; ID 1.030"; Carton of 500
16	Spring Insert	63	259-103A Std Only	.060"; ID 1.030"; Carton of 100
16	Spring Insert	63	259-103ARS Std Only	.060"; ID 1.030"; Carton of 500
QTY	PISTON	YEARS	PART NO.	DESCRIPTION
8	Cast Piston - Individual	63	W238P 60 60	VINTAGE; Cast; 1.0939" Pin Dia.; 2 Rings 5/64 Groove, 1 Ring 3/16 Groove, 2.000 CD, Flat Head - 9.7:1 C.R.
QTY	RINGS	YEARS	PART NO.	DESCRIPTION
1	Standard Set	63	E-287X Std-30-40	VINTAGE; 2-5/64, 1-3/16; Iron
QTY	ENGINE BEARINGS	YEARS	PART NO.	DESCRIPTION
1	Main Set	63	4924MA Std-10-20-30	VINTAGE; A-Series aluminum bearings ; Partial grooved; 3.624" max. flange OD
1	Rod Set	63	8-2320CP Std-10-20-30-40-50	VINTAGE; 8-2320CA 60 avail. as unplated & resizeable
1	Rod Set	63	8-2320CA 60 60	VINTAGE; Unplated & resizeable
8	Rod Pair	63	2320CP Std-1-10-20-30-40-50	VINTAGE
1	Cam Set	63	1453M Std Only	VINTAGE; Babbitt material; Full round design
QTY	OIL PUMP	YEARS	PART NO.	DESCRIPTION
1	Oil Pump	63	224-43366A	VINTAGE; High Pressure; Use original cover plate on Eng. with canister oil filter
1	Oil Pump	63	224-4174V	VINTAGE; High-Volume; Use original cover plate on Eng. w/canister oil filter
1	Oil Pump	63	224-4174	VINTAGE; Use original cover plate on Eng. w/canister oil filter
1	Pump Repair Kit	63	224-5174	VINTAGE
1	Inter. Shaft	63	224-6174	VINTAGE
QTY	GASKETS	YEARS	PART NO.	DESCRIPTION
1	Kit Gasket Set	63	260-1001	VINTAGE; w/6-bolt valve covers; Int. manifold gskt. not incl.; Premium valve stem seals incl.
1	Valley Pan Gasket Set	63	260-4035	Premium set; Performance manifold gsks. incl.
1	Valley Pan Gasket Set	63	260-4019	VINTAGE
QTY	FREEZE PLUGS	YEARS	PART NO.	DESCRIPTION
1	Brass Block Plug Kit	63	381-8011	VINTAGE
1	Steel Block Plug Kit	63	381-4031	VINTAGE
1	Brass Deep Cup Freeze Plug	63	381-9001	VINTAGE; 1.625" Diameter
1	Steel Deep Cup Freeze Plug	63	381-3041	1.625" Diameter
1	Steel Deep Cup Freeze Plug	63	381-3084	2.141" Diameter

171 413 6.8L (6769cc) OHV V8 (16 Valve), 4.1875" Bore (Chrysler Eng.), 2-4 Bbl. "Eng. Code V41" 1964

QTY	TIMING	YEARS	PART NO.	DESCRIPTION
1	3 Piece Set	64	KT3-168S	VINTAGE; Hi-Perf.; Incl. rlr. type chain; (1) 222-168; (1) 223-339; (1) 223-380
1	Timing Chain	64	222-168	Hi-Perf.; Double rlr.; 66 Links
1	Timing Chain	64	222-495	Chrysler 300 Base, 300K Base; Silent type; 50 Links
1	Crank Sprocket	64	223-291	Chrysler 300 Base, 300K Base; Use w/silent type chain; 19 Teeth
QTY	CAMSHAFT/LIFTER	YEARS	PART NO.	DESCRIPTION
1	Camshaft	64	CS-327	VINTAGE; Hydraulic, (.050) Duration at .050 Lobe Lift, 209 Exh., 206 Int., 113 Degrees Lobe Separation
1	Prelube		55-403 Std Only	1.5 oz. packet
1	Prelube		55-400 Std Only	4 oz. bottle; 1.5 oz. packet No. 55-403 also avail.
16	Lifter	64	HT-812 Std Only	VINTAGE; Hyd.; 1.830" - 1.860" Length
16	Lifter, Bulk	64	HT-812B Std Only	VINTAGE; Hyd.; Carton of 117; 1.830" - 1.860" Length
QTY	PUSH ROD	YEARS	PART NO.	DESCRIPTION
16	Push Rod	64	RP-3034 Std Only	VINTAGE; 9.3750" O.A.L.
QTY	ROCKER PARTS	YEARS	PART NO.	DESCRIPTION
8	Arm	64	R-829 Std Only	VINTAGE; Loc. L.H.
8	Arm	64	R-828 Std Only	VINTAGE; Loc. R.H.
2	Rocker Shaft	64	RS-612 Std Only	VINTAGE
QTY	VALVE	YEARS	PART NO.	DESCRIPTION
8	Exhaust	64	V-1339 Std Only	VINTAGE; 1.5980" Head Dia., 0.3715" Stem Dia., 4.8900" O.A.L.
8	Intake	64	V-1386 Std Only	VINTAGE; 2.0800" Head Dia., 0.3725" Stem Dia., 4.8685" O.A.L.

(continued on next page)

Chrysler Car (Incl. Chrysler, DeSoto, Dodge, Plymouth)

413 6.8L (6769cc) OHV V8 (16 Valve), 4.1875" Bore (Chrysler Eng.), 2-4 Bbl. "Eng. Code V41" 1964 171 (cont.)

QTY	VALVE GUIDE	YEARS	PART NO.	DESCRIPTION
8	Guide	64	VG-5007 Std Only	Loc. Exh.; Repair type bushing; w/.371" stem dia.; 0.3725" ID, 2.3800" O.A.L
8	Guide, Bulk	64	VG-5007B Std Only	Loc. Exh.; Repair type bushing; w/.371" stem dia.; Carton of 50; 0.3725" ID, 2.3800" O.A.L
QTY	VALVE SPRING	YEARS	PART NO.	DESCRIPTION
16	Spring	64	VS-673 Std Only	VINTAGE; 2.5800" Free Height
QTY	VALVE SEAL	YEARS	PART NO.	DESCRIPTION
16	Valve Stem Seal	64	ST-2002 Std Only	Exc. Eng. w/double valve springs; Installation requires valve guide machining; (PLY) Polyacrylate
8	Valve Stem Seal	64	MV-1707C Std Only	VINTAGE; Umbrella type; (NTRL) Nitrile
16	Valve Stem Seal Bulk	64	ST-2002BC Std Only	Exc. Eng. w/double valve springs; Positive type; Installation requires valve guide machining; Carton of 100; (PLY) Polyacrylate
8	Valve Stem Seal Bulk	64	MV-1707 Std Only	Umbrella type; Carton of 100; (NTRL) Nitrile
QTY	VALVE SEAT	YEARS	PART NO.	DESCRIPTION
8	Seat	64	245-1750-2 Std Only	Loc. Exh.; 1.7550" OD, 1.5000" ID, 0.2160" Depth
8	Seat	64	245-1750-2N Std Only	Loc. Exh.; Premium Material; 1.7550" OD, 1.5000" ID, 0.2160" Depth
8	Seat	64	245-2250-1 Std Only	Loc. Int.; Machine ID to fit; 2.2555" OD, 1.9375" ID, 0.1855" Depth
QTY	VALVE, MISC	YEARS	PART NO.	DESCRIPTION
16	Keeper	64	VK-174 Std Only	Loc. Exh.; 4 groove
16	Keeper	64	VK-174R Std Only	Loc. Exh.; 4 groove; Hardened
16	Keeper	64	VK-66 Std Only	Loc. Int.; 2 groove
16	Keeper	64	VK-66R Std Only	Loc. Int.; 2 groove; Hardened
16	Spring Insert	64	259-103C Std Only	.015"; ID 1.030"; Carton of 100
16	Spring Insert	64	259-103B Std Only	.030"; ID 1.030"; Carton of 100
16	Spring Insert	64	259-103BRS Std Only	.030"; ID 1.030"; Carton of 500
16	Spring Insert	64	259-103A Std Only	.060"; ID 1.030"; Carton of 100
16	Spring Insert	64	259-103ARS Std Only	.060"; ID 1.030"; Carton of 500
QTY	PISTON	YEARS	PART NO.	DESCRIPTION
8	Cast Piston - Individual	64	W238P 60 60	VINTAGE; Cast; 1.0939" Pin Dia.; 2 Rings 5/64 Groove, 1 Ring 3/16 Groove, 2.000 CD, Flat Head - 9.7:1 C.R.
QTY	RINGS	YEARS	PART NO.	DESCRIPTION
1	Standard Set	64	E-287X Std-30-40	VINTAGE; 2-5/64, 1-3/16; Iron
QTY	ENGINE BEARINGS	YEARS	PART NO.	DESCRIPTION
1	Main Set	64	4924MA Std-10-20-30	VINTAGE; A-Series aluminum bearings ; Partial grooved; 3.624" max. flange OD
1	Rod Set	64	8-2320CP Std-10-20-30-40-50	VINTAGE; 8-2320CA 60 avail. as unplated & resizeable
1	Rod Set	64	8-2320CA 60 60	VINTAGE; Unplated & resizeable
8	Rod Pair	64	2320CP Std-1-10-20-30-40-50	VINTAGE
1	Cam Set	64	1453M Std Only	VINTAGE; Babbitt material; Full round design
QTY	OIL PUMP	YEARS	PART NO.	DESCRIPTION
1	Oil Pump	64	224-43366A	VINTAGE; High Pressure; Use original cover plate on Eng. with canister oil filter
1	Oil Pump	64	224-4174V	VINTAGE; High-Volume; Use original cover plate on Eng. w/canister oil filter
1	Oil Pump	64	224-4174	VINTAGE; Use original cover plate on Eng. w/canister oil filter
1	Pump Repair Kit	64	224-5174	VINTAGE
1	Inter. Shaft	64	224-6174	VINTAGE
QTY	GASKETS	YEARS	PART NO.	DESCRIPTION
1	Kit Gasket Set	64	260-1001	VINTAGE; w/6-bolt valve covers; Int. manifold gskt. not incl.; Premium valve stem seals incl.
1	Valley Pan Gasket Set	64	260-4035	Premium set; Performance manifold gskts. incl.
1	Valley Pan Gasket Set	64	260-4019	VINTAGE
QTY	FREEZE PLUGS	YEARS	PART NO.	DESCRIPTION
1	Brass Block Plug Kit	64	381-8011	VINTAGE
1	Steel Block Plug Kit	64	381-4031	VINTAGE
1	Brass Deep Cup Freeze Plug	64	381-9001	VINTAGE; 1.625" Diameter
1	Steel Deep Cup Freeze Plug	64	381-3041	1.625" Diameter
1	Steel Deep Cup Freeze Plug	64	381-3084	2.141" Diameter
413 6.8L (6769cc) OHV V8 (16 Valve), 4.1875" Bore (Chrysler Eng.), 4 Bbl. "Eng. Code V41" 1964 172				
QTY	TIMING	YEARS	PART NO.	DESCRIPTION
1	3 Piece Set	64	KT3-495S	VINTAGE; Exc. Hi-Perf.; Exc. Eng. w/Ram manifold; Incl. silent type chain; (1) 222-495; (1) 223-290; (1) 223-291

(continued on next page)

Chrysler Car (Incl. Chrysler, DeSoto, Dodge, Plymouth)

172 413 6.8L (6769cc) OHV V8 (16 Valve), 4.1875" Bore (Chrysler Eng.), 4 Bbl. "Eng. Code V41" 1964
(cont.)

QTY	TIMING (cont.)	YEARS	PART NO.	DESCRIPTION
1	3 Piece Set	64	KT3-168S	VINTAGE; Hi-Perf.; Incl. rlr. type chain; (1) 222-168; (1) 223-339; (1) 223-380
1	Timing Chain	64	222-495	Exc. Hi-Perf.; Silent type; 50 Links
1	Timing Chain	64	222-168	Hi-Perf.; Double rlr.; 66 Links
1	Crank Sprocket	64	223-291	Exc. Hi-Perf.; Use w/silent type chain; 19 Teeth
QTY	CAMSHAFT/LIFTER	YEARS	PART NO.	DESCRIPTION
1	Camshaft	64	CS-327	VINTAGE; Hydraulic, (050) Duration at .050 Lobe Lift, 209 Exh., 206 Int., 113 Degrees Lobe Separation
1	Prelube		55-403 Std Only	1.5 oz. packet
1	Prelube		55-400 Std Only	4 oz. bottle; 1.5 oz. packet No. 55-403 also avail.
16	Lifter	64	HT-812 Std Only	VINTAGE; Hyd.; 1.830" - 1.860" Length
16	Lifter, Bulk	64	HT-812B Std Only	VINTAGE; Hyd.; Carton of 117; 1.830" - 1.860" Length
QTY	PUSH ROD	YEARS	PART NO.	DESCRIPTION
16	Push Rod	64	RP-3034 Std Only	VINTAGE; 9.3750" O.A.L.
QTY	ROCKER PARTS	YEARS	PART NO.	DESCRIPTION
8	Arm	64	R-829 Std Only	VINTAGE; Loc. L.H.
8	Arm	64	R-828 Std Only	VINTAGE; Loc. R.H.
2	Rocker Shaft	64	RS-612 Std Only	VINTAGE
QTY	VALVE	YEARS	PART NO.	DESCRIPTION
8	Exhaust	64	V-1339 Std Only	VINTAGE; 1.5980" Head Dia., 0.3715" Stem Dia., 4.8900" O.A.L.
8	Intake	64	V-1386 Std Only	VINTAGE; 2.0800" Head Dia., 0.3725" Stem Dia., 4.8685" O.A.L.
QTY	VALVE GUIDE	YEARS	PART NO.	DESCRIPTION
8	Guide	64	VG-5007 Std Only	Loc. Exh.; Repair type bushing; w/.371" stem dia.; 0.3725" ID, 2.3800" O.A.L.
8	Guide, Bulk	64	VG-5007B Std Only	Loc. Exh.; Repair type bushing; w/.371" stem dia.; Carton of 50; 0.3725" ID, 2.3800" O.A.L.
QTY	VALVE SPRING	YEARS	PART NO.	DESCRIPTION
16	Spring	64	VS-673 Std Only	VINTAGE; 2.5800" Free Height
QTY	VALVE SEAL	YEARS	PART NO.	DESCRIPTION
16	Valve Stem Seal	64	ST-2002 Std Only	Exc. Eng. w/double valve springs; Installation requires valve guide machining; (PLY) Polyacrylate
8	Valve Stem Seal	64	MV-1707C Std Only	VINTAGE; Umbrella type; (NTRL) Nitrile
16	Valve Stem Seal Bulk	64	ST-2002BC Std Only	Exc. Eng. w/double valve springs; Positive type; Installation requires valve guide machining; Carton of 100; (PLY) Polyacrylate
8	Valve Stem Seal Bulk	64	MV-1707 Std Only	Umbrella type; Carton of 100; (NTRL) Nitrile
QTY	VALVE SEAT	YEARS	PART NO.	DESCRIPTION
8	Seat	64	245-1750-2 Std Only	Loc. Exh.; 1.7550" OD, 1.5000" ID, 0.2160" Depth
8	Seat	64	245-1750-2N Std Only	Loc. Exh.; Premium Material; 1.7550" OD, 1.5000" ID, 0.2160" Depth
8	Seat	64	245-2250-1 Std Only	Loc. Int.; Machine ID to fit; 2.2555" OD, 1.9375" ID, 0.1855" Depth
QTY	VALVE, MISC	YEARS	PART NO.	DESCRIPTION
16	Keeper	64	VK-174 Std Only	Loc. Exh.; 4 groove
16	Keeper	64	VK-174R Std Only	Loc. Exh.; 4 groove; Hardened
16	Keeper	64	VK-66 Std Only	Loc. Int.; 2 groove
16	Keeper	64	VK-66R Std Only	Loc. Int.; 2 groove; Hardened
16	Spring Insert	64	259-103C Std Only	.015"; ID 1.030"; Carton of 100
16	Spring Insert	64	259-103B Std Only	.030"; ID 1.030"; Carton of 100
16	Spring Insert	64	259-103BRS Std Only	.030"; ID 1.030"; Carton of 500
16	Spring Insert	64	259-103A Std Only	.060"; ID 1.030"; Carton of 100
16	Spring Insert	64	259-103ARS Std Only	.060"; ID 1.030"; Carton of 500
QTY	PISTON	YEARS	PART NO.	DESCRIPTION
8	Cast Piston - Individual	64	W238P 60 60	VINTAGE; Cast; 1.0939" Pin Dia.; 2 Rings 5/64 Groove, 1 Ring 3/16 Groove, 2.000 CD, Flat Head - 9.7:1 C.R.
QTY	RINGS	YEARS	PART NO.	DESCRIPTION
1	Standard Set	64	E-287X Std-30-40	VINTAGE; 2-5/64, 1-3/16; Iron
QTY	ENGINE BEARINGS	YEARS	PART NO.	DESCRIPTION
1	Main Set	64	4924MA Std-10-20-30	VINTAGE; A-Series aluminum bearings ; Partial grooved; 3.624" max. flange OD
1	Rod Set	64	8-2320CP Std-10-20-30-40-50	VINTAGE; 8-2320CA 60 avail. as unplated & resizeable
1	Rod Set	64	8-2320CA 60 60	VINTAGE; Unplated & resizeable
8	Rod Pair	64	2320CP Std-1-10-20-30-40-50	VINTAGE
1	Cam Set	64	1453M Std Only	VINTAGE; Babbitt material; Full round design

VALVE TRAIN

VALVE TRAIN

BLOCK

BLOCK

(continued on next page)

Chrysler Car (Incl. Chrysler, DeSoto, Dodge, Plymouth)

413 6.8L (6769cc) OHV V8 (16 Valve), 4.1875" Bore (Chrysler Eng.), 4 Bbl. "Eng. Code V41" 1964 172
(cont.)

BLOCK	QTY	OIL PUMP	YEARS	PART NO.	DESCRIPTION	BLOCK
	1	Oil Pump	64	224-43366A	VINTAGE; High Pressure; Use original cover plate on Eng. with canister oil filter	
	1	Oil Pump	64	224-4174V	VINTAGE; High-Volume; Use original cover plate on Eng. w/canister oil filter	
	1	Oil Pump	64	224-4174	VINTAGE; Use original cover plate on Eng. w/canister oil filter	
	1	Pump Repair Kit	64	224-5174	VINTAGE	
	1	Inter. Shaft	64	224-6174	VINTAGE	
BLOCK	QTY	GASKETS	YEARS	PART NO.	DESCRIPTION	BLOCK
	1	Kit Gasket Set	64	260-1001	VINTAGE; w/6-bolt valve covers; Int. manifold gskt. not incl.; Premium valve stem seals incl.	
	1	Valley Pan Gasket Set	64	260-4035	Premium set; Performance manifold gskts. incl.	
	1	Valley Pan Gasket Set	64	260-4019	VINTAGE	
BLOCK	QTY	FREEZE PLUGS	YEARS	PART NO.	DESCRIPTION	BLOCK
	1	Brass Block Plug Kit	64	381-8011	VINTAGE	
	1	Steel Block Plug Kit	64	381-4031	VINTAGE	
	1	Brass Deep Cup Freeze Plug	64	381-9001	VINTAGE; 1.625" Diameter	
	1	Steel Deep Cup Freeze Plug	64	381-3041	1.625" Diameter	
	1	Steel Deep Cup Freeze Plug	64	381-3084	2.141" Diameter	

426 7.0L (6982cc) OHV V8 (16 Valve), 4.25" Bore (Chrysler Eng.), 2-4 Bbl. "VIN H" 1966 173

VALVE TRAIN	QTY	TIMING	YEARS	PART NO.	DESCRIPTION	VALVE TRAIN
	1	3 Piece Set	66	KT3-168SA	VINTAGE; w/3 bolt cam sprocket mounting; Incl. rlr. type chain; (1) 222-168; (1) 223-339; (1) 223-340A	
	1	Timing Chain	66	222-168	Double rlr.; 66 Links	
VALVE TRAIN	QTY	CAMSHAFT/LIFTER	YEARS	PART NO.	DESCRIPTION	VALVE TRAIN
	1	Camshaft	66	CS-327	VINTAGE; Hydraulic, (050) Duration at .050 Lobe Lift, 209 Exh., 206 Int., 113 Degrees Lobe Separation	
	1	Prelube		55-403 Std Only	1.5 oz. packet	
	1	Prelube		55-400 Std Only	4 oz. bottle; 1.5 oz. packet No. 55-403 also avail.	
	16	Lifter	66	AT-2084 Std Only	VINTAGE; Dumbbell shaped mech.	
	16	Lifter, Bulk	66	AT-2084B Std Only	Dumbbell shaped mech.; Carton of 117	
VALVE TRAIN	QTY	PUSH ROD	YEARS	PART NO.	DESCRIPTION	VALVE TRAIN
	16	Push Rod	66	RP-3034 Std Only	VINTAGE; 9.3750" O.A.L.	
VALVE TRAIN	QTY	ROCKER PARTS	YEARS	PART NO.	DESCRIPTION	VALVE TRAIN
	8	Arm	66	R-829 Std Only	VINTAGE; Loc. L.H.; Non-adj.	
	8	Arm	66	R-828 Std Only	VINTAGE; Loc. R.H.; Non-adj.	
	2	Rocker Shaft	66	RS-612 Std Only	VINTAGE; Stock replacement	
VALVE TRAIN	QTY	VALVE	YEARS	PART NO.	DESCRIPTION	VALVE TRAIN
	8	Exhaust	66	V-1339 Std Only	VINTAGE; 1.5980" Head Dia., 0.3715" Stem Dia., 4.8900" O.A.L.	
	8	Intake	66	V-1386 Std Only	VINTAGE; 2.0800" Head Dia., 0.3725" Stem Dia., 4.8685" O.A.L.	
VALVE TRAIN	QTY	VALVE GUIDE	YEARS	PART NO.	DESCRIPTION	VALVE TRAIN
	16	Guide	66	VG-5042 Std Only	0.3120" ID, 2.3800" O.A.L.	
	8	Guide	66	VG-5007 Std Only	Loc. Exh.; 0.3725" ID, 2.3800" O.A.L.	
	8	Guide, Bulk	66	VG-5007B Std Only	Loc. Exh.; Carton of 50; 0.3725" ID, 2.3800" O.A.L.	
VALVE TRAIN	QTY	VALVE SPRING	YEARS	PART NO.	DESCRIPTION	VALVE TRAIN
	16	Spring	66	VS-673 Std Only	VINTAGE; 2.5800" Free Height	
VALVE TRAIN	QTY	VALVE SEAL	YEARS	PART NO.	DESCRIPTION	VALVE TRAIN
	16	Valve Stem Seal	66	ST-2002 Std Only	Exc. Eng. w/double valve springs; Installation requires valve guide machining; (PLY) Polyacrylate	
	8	Valve Stem Seal	66	MV-1707C Std Only	VINTAGE; Loc. Exhaust; Umbrella type; (NTRL) Nitrile	
	8	Valve Stem Seal	66	MV-1707C Std Only	VINTAGE; Loc. Intake; Umbrella type; (NTRL) Nitrile	
	16	Valve Stem Seal Bulk	66	ST-2002BC Std Only	Exc. Eng. w/double valve springs; Positive type; Installation requires valve guide machining; Carton of 100; (PLY) Polyacrylate	
	8	Valve Stem Seal Bulk	66	MV-1707 Std Only	Loc. Exhaust; Umbrella type; Carton of 100; (NTRL) Nitrile	
	8	Valve Stem Seal Bulk	66	MV-1707 Std Only	Loc. Intake; Umbrella type; Carton of 100; (NTRL) Nitrile	
VALVE TRAIN	QTY	VALVE, MISC	YEARS	PART NO.	DESCRIPTION	VALVE TRAIN
	8	Keeper	66	VK-144 Std Only	Loc. Exh.; 1 groove; Square cut key groove	
	8	Keeper	66	VK-144R Std Only	Loc. Exh.; 1 groove; Square cut key groove; Hardened	
	8	Keeper	66	VK-144 Std Only	Loc. Int.; 1 groove; Square cut key groove	
	8	Keeper	66	VK-144R Std Only	Loc. Int.; 1 groove; Square cut key groove; Hardened	
	16	Keeper	66	VK-66 Std Only	Loc. Int.; 2 groove	
	16	Keeper	66	VK-66R Std Only	Loc. Int.; 2 groove; Hardened	
	16	Spring Insert	66	259-103C Std Only	.015"; ID 1.030"; Carton of 100	
	16	Spring Insert	66	259-103B Std Only	.030"; ID 1.030"; Carton of 100	

(continued on next page)

Chrysler Car (Incl. Chrysler, DeSoto, Dodge, Plymouth)

173 426 7.0L (6982cc) OHV V8 (16 Valve), 4.25" Bore (Chrysler Eng.), 2-4 Bbl. "VIN H" 1966

(cont.)

QTY	VALVE, MISC (cont.)	YEARS	PART NO.	DESCRIPTION
16	Spring Insert	66	259-103BRS Std Only	.030"; ID 1.030"; Carton of 500
16	Spring Insert	66	259-202A Std Only	.060"; Carton of 100
16	Spring Insert	66	259-103A Std Only	.060"; ID 1.030"; Carton of 100
16	Spring Insert	66	259-103ARS Std Only	.060"; ID 1.030"; Carton of 500
16	Spring Insert	66	259-202B Std Only	VINTAGE; .030"; Carton of 100
QTY	RINGS	YEARS	PART NO.	DESCRIPTION
1	Premium Set	66	E-233K Std-20-30-40-60	2-5/64, 1-3/16; Premium Moly
1	Standard Set	66	E-233X Std-20-30-40-60	2-5/64, 1-3/16; Iron
QTY	SLEEVE	YEARS	PART NO.	DESCRIPTION
8	Repair Sleeve	66	SL-24Y Std Only	1/8" wall, must be cut to correct length
8	Repair Sleeve	66	SL-24M Std Only	3/32" wall, must be cut to correct length
QTY	ENGINE BEARINGS	YEARS	PART NO.	DESCRIPTION
1	Main Set	66	119M Std-10	Performance; 3/4 grooved; Tri-metal copper-lead
1	Main Set	66	4924MA Std-10-20-30	VINTAGE; A-Series aluminum bearings; Partial grooved; 3.624" max. flange OD
1	Rod Set	66	8-7135CH Std-10	Performance
1	Rod Set	66	8-2320CP Std-10-20-30-40-50	VINTAGE; 8-2320CA 60 avail. as unplated & resizeable
1	Rod Set	66	8-2320CA 60 60	VINTAGE; Unplated & resizeable
8	Rod Pair	66	2320CP Std-1-10-20-30-40-50	VINTAGE
1	Cam Set	66	2111M Std Only	Plymouth VIP Base
1	Cam Set	66	2111M Std Only	Exc. Plymouth VIP Base; Performance
1	Cam Set	66	1453M Std Only	VINTAGE; Babbitt material; Full round design
QTY	OIL PUMP	YEARS	PART NO.	DESCRIPTION
1	Oil Pump	66	224-43366A	VINTAGE; High Pressure; Use original cover plate on Eng. with canister oil filter
1	Oil Pump	66	224-4174V	VINTAGE; High-Volume; Use original cover plate on Eng. w/canister oil filter
1	Oil Pump	66	224-4174	VINTAGE; Use original cover plate on Eng. w/canister oil filter
1	Pump Repair Kit	66	224-5174	VINTAGE
1	Inter. Shaft	66	224-6174	VINTAGE
QTY	FREEZE PLUGS	YEARS	PART NO.	DESCRIPTION
1	Brass Block Plug Kit	66	381-8011	VINTAGE
1	Steel Block Plug Kit	66	381-4031	VINTAGE
1	Brass Deep Cup Freeze Plug	66	381-9001	VINTAGE; 1.625" Diameter
1	Steel Deep Cup Freeze Plug	66	381-3041	1.625" Diameter
1	Steel Deep Cup Freeze Plug	66	381-3084	2.141" Diameter

174 426 7.0L (6982cc) OHV V8 (16 Valve), 4.25" Bore (Chrysler Eng.), 4 Bbl. "VIN H" 1966

QTY	TIMING	YEARS	PART NO.	DESCRIPTION
1	3 Piece Set	66	KT3-168SA	VINTAGE; w/3 bolt cam sprocket mounting; Incl. rlr. type chain; (1) 222-168; (1) 223-339; (1) 223-340A
1	Timing Chain	66	222-168	Double rlr.; 66 Links
QTY	CAMSHAFT/LIFTER	YEARS	PART NO.	DESCRIPTION
1	Camshaft	66	CS-327	VINTAGE; Hydraulic, (050) Duration at .050 Lobe Lift, 209 Exh., 206 Int., 113 Degrees Lobe Separation
1	Prelube		55-403 Std Only	1.5 oz. packet
1	Prelube		55-400 Std Only	4 oz. bottle; 1.5 oz. packet No. 55-403 also avail.
16	Lifter	66	AT-2084 Std Only	VINTAGE; Dumbbell shaped mech.
16	Lifter, Bulk	66	AT-2084B Std Only	Dumbbell shaped mech.; Carton of 117
QTY	PUSH ROD	YEARS	PART NO.	DESCRIPTION
16	Push Rod	66	RP-3034 Std Only	VINTAGE; 9.3750" O.A.L.
QTY	ROCKER PARTS	YEARS	PART NO.	DESCRIPTION
8	Arm	66	R-829 Std Only	VINTAGE; Loc. L.H.; Non-adj.
8	Arm	66	R-828 Std Only	VINTAGE; Loc. R.H.; Non-adj.
2	Rocker Shaft	66	RS-612 Std Only	VINTAGE; Stock replacement
QTY	VALVE	YEARS	PART NO.	DESCRIPTION
8	Exhaust	66	V-1339 Std Only	VINTAGE; 1.5980" Head Dia., 0.3715" Stem Dia., 4.8900" O.A.L.
8	Intake	66	V-1386 Std Only	VINTAGE; 2.0800" Head Dia., 0.3725" Stem Dia., 4.8685" O.A.L.
QTY	VALVE GUIDE	YEARS	PART NO.	DESCRIPTION
16	Guide	66	VG-5042 Std Only	Exc. Plymouth VIP Base; 0.3120" ID, 2.3800" O.A.L
8	Guide	66	VG-5007 Std Only	Loc. Exh.; 0.3725" ID, 2.3800" O.A.L
16	Guide	66	VG-5042 Std Only	Plymouth VIP Base; Performance; 0.3120" ID, 2.3800" O.A.L
8	Guide, Bulk	66	VG-5007B Std Only	Loc. Exh.; Carton of 50; 0.3725" ID, 2.3800" O.A.L

(continued on next page)

Chrysler Car (Incl. Chrysler, DeSoto, Dodge, Plymouth)

426 7.0L (6982cc) OHV V8 (16 Valve), 4.25" Bore (Chrysler Eng.), 4 Bbl. "VIN H" 1966 **174**
(cont.)

QTY	VALVE SPRING	YEARS	PART NO.	DESCRIPTION
16	Spring	66	VS-673 Std Only	VINTAGE; 2.5800" Free Height
QTY	VALVE SEAL	YEARS	PART NO.	DESCRIPTION
16	Valve Stem Seal	66	ST-2002 Std Only	Exc. Eng. w/double valve springs; Installation requires valve guide machining; (PLY) Polyacrylate
8	Valve Stem Seal	66	MV-1707C Std Only	VINTAGE; Loc. Exhaust; Umbrella type; (NTRL) Nitrile
8	Valve Stem Seal	66	MV-1707C Std Only	VINTAGE; Loc. Intake; Umbrella type; (NTRL) Nitrile
16	Valve Stem Seal Bulk	66	ST-2002BC Std Only	Exc. Eng. w/double valve springs; Positive type; Installation requires valve guide machining; Carton of 100; (PLY) Polyacrylate
8	Valve Stem Seal Bulk	66	MV-1707 Std Only	Loc. Exhaust; Umbrella type; Carton of 100; (NTRL) Nitrile
8	Valve Stem Seal Bulk	66	MV-1707 Std Only	Loc. Intake; Umbrella type; Carton of 100; (NTRL) Nitrile
QTY	VALVE, MISC	YEARS	PART NO.	DESCRIPTION
8	Keeper	66	VK-144 Std Only	Loc. Exh.; 1 groove; Square cut key groove
8	Keeper	66	VK-144R Std Only	Loc. Exh.; 1 groove; Square cut key groove; Hardened
8	Keeper	66	VK-144 Std Only	Loc. Int.; 1 groove; Square cut key groove
8	Keeper	66	VK-144R Std Only	Loc. Int.; 1 groove; Square cut key groove; Hardened
16	Keeper	66	VK-66 Std Only	Loc. Int.; 2 groove
16	Keeper	66	VK-66R Std Only	Loc. Int.; 2 groove; Hardened
16	Spring Insert	66	259-103C Std Only	.015"; ID 1.030"; Carton of 100
16	Spring Insert	66	259-103B Std Only	.030"; ID 1.030"; Carton of 100
16	Spring Insert	66	259-103BRS Std Only	.030"; ID 1.030"; Carton of 500
16	Spring Insert	66	259-202A Std Only	.060"; Carton of 100
16	Spring Insert	66	259-103A Std Only	.060"; ID 1.030"; Carton of 100
16	Spring Insert	66	259-103ARS Std Only	.060"; ID 1.030"; Carton of 500
16	Spring Insert	66	259-202B Std Only	VINTAGE; .030"; Carton of 100
QTY	RINGS	YEARS	PART NO.	DESCRIPTION
1	Premium Set	66	E-233K Std-20-30-40-60	2-5/64, 1-3/16; Premium Moly
1	Standard Set	66	E-233X Std-20-30-40-60	2-5/64, 1-3/16; Iron
QTY	SLEEVE	YEARS	PART NO.	DESCRIPTION
8	Repair Sleeve	66	SL-24Y Std Only	1/8" wall, must be cut to correct length
8	Repair Sleeve	66	SL-24M Std Only	3/32" wall, must be cut to correct length
QTY	ENGINE BEARINGS	YEARS	PART NO.	DESCRIPTION
1	Main Set	66	119M Std-10	Performance; 3/4 grooved; Tri-metal copper-lead
1	Main Set	66	4924MA Std-10-20-30	VINTAGE; A-Series aluminum bearings ; Partial grooved; 3.624" max. flange OD
1	Rod Set	66	8-7135CH Std-10	Performance
1	Rod Set	66	8-2320CP Std-10-20-30-40-50	VINTAGE; 8-2320CA 60 avail. as unplated & resizeable
1	Rod Set	66	8-2320CA 60 60	VINTAGE; Unplated & resizeable
8	Rod Pair	66	2320CP Std-1-10-20-30-40-50	VINTAGE
1	Cam Set	66	2111M Std Only	Performance
1	Cam Set	66	1453M Std Only	VINTAGE; Babbitt material; Full round design
QTY	OIL PUMP	YEARS	PART NO.	DESCRIPTION
1	Oil Pump	66	224-43366A	VINTAGE; High Pressure; Use original cover plate on Eng. with canister oil filter
1	Oil Pump	66	224-4174V	VINTAGE; High-Volume; Use original cover plate on Eng. w/canister oil filter
1	Oil Pump	66	224-4174	VINTAGE; Use original cover plate on Eng. w/canister oil filter
1	Pump Repair Kit	66	224-5174	VINTAGE
1	Inter. Shaft	66	224-6174	VINTAGE
QTY	FREEZE PLUGS	YEARS	PART NO.	DESCRIPTION
1	Brass Block Plug Kit	66	381-8011	VINTAGE
1	Steel Block Plug Kit	66	381-4031	VINTAGE
1	Brass Deep Cup Freeze Plug	66	381-9001	VINTAGE; 1.625" Diameter
1	Steel Deep Cup Freeze Plug	66	381-3041	1.625" Diameter
1	Steel Deep Cup Freeze Plug	66	381-3084	2.141" Diameter
426 7.0L (6982cc) OHV V8 (16 Valve), 4.25" Bore (Chrysler Eng.), 2-4 Bbl. "VIN J" 1970-1967 175				
QTY	TIMING	YEARS	PART NO.	DESCRIPTION
1	3 Piece Set	70-67	KT3-168SA	VINTAGE; w/3 bolt cam sprocket mounting; Incl. rlr. type chain; (1) 222-168; (1) 223-339; (1) 223-340A
1	Timing Chain	70-67	222-168	Double rlr.; 66 Links
QTY	CAMSHAFT/LIFTER	YEARS	PART NO.	DESCRIPTION
16	Lifter	70	HT-2011R Std Only	Speed-Pro Hi-Revolution Hyd.
QTY	ROCKER PARTS	YEARS	PART NO.	DESCRIPTION
8	Arm	70-67	R-829 Std Only	VINTAGE; Loc. L.H.; Non-adj.
8	Arm	70-67	R-828 Std Only	VINTAGE; Loc. R.H.; Non-adj.
2	Rocker Shaft	70-67	RS-612 Std Only	VINTAGE; Stock replacement

(continued on next page)

Chrysler Car (Incl. Chrysler, DeSoto, Dodge, Plymouth)

175 426 7.0L (6982cc) OHV V8 (16 Valve), 4.25" Bore (Chrysler Eng.), 2-4 Bbl. "VIN J" 1970-1967
(cont.)

VALVE TRAIN		QTY	VALVE GUIDE	YEARS	PART NO.	DESCRIPTION	VALVE TRAIN
VALVE TRAIN		16	Guide	70-67	VG-5042 Std Only	0.3120" ID, 2.3800" O.A.L	VALVE TRAIN
		8	Guide	70-67	VG-5007 Std Only	Loc. Exh.; 0.3725" ID, 2.3800" O.A.L	
		8	Guide, Bulk	70-67	VG-5007B Std Only	Loc. Exh.; Carton of 50; 0.3725" ID, 2.3800" O.A.L	
VALVE TRAIN		16	Spring	70	VS-701 Std Only	VINTAGE; Incl. damper; 2.1500" Free Height	VALVE TRAIN
		QTY	VALVE SEAL	YEARS	PART NO.	DESCRIPTION	
VALVE TRAIN		16	Valve Stem Seal	70-67	ST-2002 Std Only	Exc. Eng. w/double valve springs; Installation requires valve guide machining; (PLY) Polyacrylate	VALVE TRAIN
		16	Valve Stem Seal Bulk	70-67	ST-2002BC Std Only	Exc. Eng. w/double valve springs; Positive type; Installation requires valve guide machining; Carton of 100; (PLY) Polyacrylate	
VALVE TRAIN		QTY	VALVE, MISC	YEARS	PART NO.	DESCRIPTION	VALVE TRAIN
		8	Keeper	70-67	VK-144 Std Only	Loc. Exh.; 1 groove; Square cut key groove	
		8	Keeper	70-67	VK-144R Std Only	Loc. Exh.; 1 groove; Square cut key groove; Hardened	
		8	Keeper	70-67	VK-144 Std Only	Loc. Int.; 1 groove; Square cut key groove	
		8	Keeper	70-67	VK-144R Std Only	Loc. Int.; 1 groove; Square cut key groove; Hardened	
		16	Spring Insert	70-67	259-103C Std Only	.015"; ID 1.030"; Carton of 100	
		16	Spring Insert	70-67	259-103B Std Only	.030"; ID 1.030"; Carton of 100	
		16	Spring Insert	70-67	259-103BRS Std Only	.030"; ID 1.030"; Carton of 500	
		16	Spring Insert	70-67	259-202A Std Only	.060"; Carton of 100	
		16	Spring Insert	70-67	259-103A Std Only	.060"; ID 1.030"; Carton of 100	
		16	Spring Insert	70-67	259-103ARS Std Only	.060"; ID 1.030"; Carton of 500	
		16	Spring Insert	70-67	259-202B Std Only	VINTAGE; .030"; Carton of 100	
		BLOCK		QTY	RINGS	YEARS	
1	Premium Set			70-67	E-233K Std-20-30-40-60	2-5/64, 1-3/16; Premium Moly	
BLOCK		1	Standard Set	70-67	E-233X Std-20-30-40-60	2-5/64, 1-3/16; Iron	BLOCK
		QTY	SLEEVE	YEARS	PART NO.	DESCRIPTION	
BLOCK		8	Repair Sleeve	70-67	SL-24Y Std Only	1/8" wall, must be cut to correct length	BLOCK
		8	Repair Sleeve	70-67	SL-24M Std Only	3/32" wall, must be cut to correct length	
BLOCK		QTY	ENGINE BEARINGS	YEARS	PART NO.	DESCRIPTION	BLOCK
		1	Main Set	70-67	119M Std-10	Performance; 3/4 grooved; Tri-metal copper-lead	
		1	Main Set	70-67	4924MA Std-10-20-30	VINTAGE; A-Series aluminum bearings ; Partial grooved; 3.624" max. flange OD	
		1	Rod Set	70-67	8-7135CH Std-10	Performance	
		1	Rod Set	70-67	8-2320CP Std-10-20-30-40-50	VINTAGE; 8-2320CA 60 avail. as unplated & resizeable	
		1	Rod Set	70-67	8-2320CA 60 60	VINTAGE; Unplated & resizeable	
		8	Rod Pair	70-67	2320CP Std-1-10-20-30-40-50	VINTAGE	
		1	Cam Set	70-67	2111M Std Only	Performance	
		1	Cam Set	70-67	1453M Std Only	VINTAGE; Babbitt material; Full round design	
		BLOCK		QTY	OIL PUMP	YEARS	
1	Oil Pump			70-67	224-43366A	VINTAGE; High Pressure; Use original cover plate on Eng. with canister oil filter	
1	Oil Pump			70-67	224-4174V	VINTAGE; High-Volume; Use original cover plate on Eng. w/canister oil filter	
1	Oil Pump			70-67	224-4174	VINTAGE; Use original cover plate on Eng. w/canister oil filter	
1	Pump Repair Kit			70-67	224-5174	VINTAGE	
BLOCK		1	Inter. Shaft	70-67	224-6174	VINTAGE	BLOCK
		QTY	FREEZE PLUGS	YEARS	PART NO.	DESCRIPTION	
BLOCK		1	Brass Block Plug Kit	70-67	381-8011	VINTAGE	BLOCK
		1	Steel Block Plug Kit	70-67	381-4031	VINTAGE	
BLOCK		1	Brass Deep Cup Freeze Plug	70-67	381-9001	VINTAGE; 1.625" Diameter	BLOCK
		1	Steel Deep Cup Freeze Plug	70-67	381-3041	1.625" Diameter	
BLOCK		1	Steel Deep Cup Freeze Plug	70-67	381-3084	2.141" Diameter	BLOCK

176 426 7.0L (6982cc) OHV V8 (16 Valve), 4.25" Bore (Chrysler Eng.), 2-4 Bbl. "VIN R" 1971-1967

VALVE TRAIN		QTY	TIMING	YEARS	PART NO.	DESCRIPTION	VALVE TRAIN
VALVE TRAIN		1	3 Piece Set	71-67	KT3-168SA	VINTAGE; w/3 bolt cam sprocket mounting; Incl. rlr. type chain; (1) 222-168; (1) 223-339; (1) 223-340A	VALVE TRAIN
		1	Timing Chain	71-67	222-168	Double rlr.; 66 Links	
VALVE TRAIN		QTY	CAMSHAFT/LIFTER	YEARS	PART NO.	DESCRIPTION	VALVE TRAIN
		16	Lifter	71-70	HT-2011R Std Only	Speed-Pro Hi-Revolution Hyd.	
VALVE TRAIN		QTY	ROCKER PARTS	YEARS	PART NO.	DESCRIPTION	VALVE TRAIN
		8	Arm	71-67	R-829 Std Only	VINTAGE; Loc. L.H.; Non-adj.	
		8	Arm	71-67	R-828 Std Only	VINTAGE; Loc. R.H.; Non-adj.	
VALVE TRAIN		2	Rocker Shaft	71-67	RS-612 Std Only	VINTAGE; Stock replacement	VALVE TRAIN
		QTY	VALVE GUIDE	YEARS	PART NO.	DESCRIPTION	
VALVE TRAIN		16	Guide	71-67	VG-5042 Std Only	0.3120" ID, 2.3800" O.A.L	VALVE TRAIN

(continued on next page)

Chrysler Car (Incl. Chrysler, DeSoto, Dodge, Plymouth)

426 7.0L (6982cc) OHV V8 (16 Valve), 4.25" Bore (Chrysler Eng.), 2-4 Bbl. "VIN R" 1971-1967 176
(cont.)

QTY	VALVE GUIDE (cont.)	YEARS	PART NO.	DESCRIPTION
8	Guide	71-67	VG-5007 Std Only	Loc. Exh.; 0.3725" ID, 2.3800" O.A.L
8	Guide, Bulk	71-67	VG-5007B Std Only	Loc. Exh.; Carton of 50; 0.3725" ID, 2.3800" O.A.L
VALVE TRAIN	VALVE SPRING	YEARS	PART NO.	DESCRIPTION
16	Spring	71-70	VS-701 Std Only	VINTAGE; Incl. damper; 2.1500" Free Height
VALVE TRAIN	VALVE SEAL	YEARS	PART NO.	DESCRIPTION
16	Valve Stem Seal	71-67	ST-2002 Std Only	Exc. Eng. w/double valve springs; Installation requires valve guide machining; (PLY) Polyacrylate
16	Valve Stem Seal Bulk	71-67	ST-2002BC Std Only	Exc. Eng. w/double valve springs; Positive type; Installation requires valve guide machining; Carton of 100; (PLY) Polyacrylate
VALVE TRAIN	VALVE, MISC	YEARS	PART NO.	DESCRIPTION
8	Keeper	71-67	VK-144 Std Only	Loc. Exh.; 1 groove; Square cut key groove
8	Keeper	71-67	VK-144R Std Only	Loc. Exh.; 1 groove; Square cut key groove; Hardened
8	Keeper	71-67	VK-144 Std Only	Loc. Int.; 1 groove; Square cut key groove
8	Keeper	71-67	VK-144R Std Only	Loc. Int.; 1 groove; Square cut key groove; Hardened
16	Spring Insert	71-67	259-103C Std Only	.015"; ID 1.030"; Carton of 100
16	Spring Insert	71-67	259-103B Std Only	.030"; ID 1.030"; Carton of 100
16	Spring Insert	71-67	259-103BRS Std Only	.030"; ID 1.030"; Carton of 500
16	Spring Insert	71-67	259-202A Std Only	.060"; Carton of 100
16	Spring Insert	71-67	259-103A Std Only	.060"; ID 1.030"; Carton of 100
16	Spring Insert	71-67	259-103ARS Std Only	.060"; ID 1.030"; Carton of 500
16	Spring Insert	71-67	259-202B Std Only	VINTAGE; .030"; Carton of 100
BLOCK	RINGS	YEARS	PART NO.	DESCRIPTION
1	Premium Set	71-67	E-233K Std-20-30-40-60	2-5/64, 1-3/16; Premium Moly
1	Standard Set	71-67	E-233X Std-20-30-40-60	2-5/64, 1-3/16; Iron
BLOCK	SLEEVE	YEARS	PART NO.	DESCRIPTION
8	Repair Sleeve	71-67	SL-24Y Std Only	1/8" wall, must be cut to correct length
8	Repair Sleeve	71-67	SL-24M Std Only	3/32" wall, must be cut to correct length
BLOCK	ENGINE BEARINGS	YEARS	PART NO.	DESCRIPTION
1	Main Set	71-67	119M Std-10	Performance; 3/4 grooved; Tri-metal copper-lead
1	Main Set	71-67	4924MA Std-10-20-30	VINTAGE; A-Series aluminum bearings ; Partial grooved; 3.624" max. flange OD
1	Rod Set	71-67	8-7135CH Std-10	Performance
1	Rod Set	71-67	8-2320CP Std-10-20-30-40-50	VINTAGE; 8-2320CA 60 avail. as unplated & resizeable
1	Rod Set	71-67	8-2320CA 60 60	VINTAGE; Unplated & resizeable
8	Rod Pair	71-67	2320CP Std-1-10-20-30-40-50	VINTAGE
1	Cam Set	71-67	2111M Std Only	Performance
1	Cam Set	71-67	1453M Std Only	VINTAGE; Babbitt material; Full round design
BLOCK	OIL PUMP	YEARS	PART NO.	DESCRIPTION
1	Oil Pump	71-67	224-43366A	VINTAGE; High Pressure; Use original cover plate on Eng. with canister oil filter
1	Oil Pump	71-67	224-4174V	VINTAGE; High-Volume; Use original cover plate on Eng. w/canister oil filter
1	Oil Pump	71-67	224-4174	VINTAGE; Use original cover plate on Eng. w/canister oil filter
1	Pump Repair Kit	71-67	224-5174	VINTAGE
1	Inter. Shaft	71-67	224-6174	VINTAGE
BLOCK	FREEZE PLUGS	YEARS	PART NO.	DESCRIPTION
1	Brass Block Plug Kit	71-67	381-8011	VINTAGE
1	Steel Block Plug Kit	71-67	381-4031	VINTAGE
1	Brass Deep Cup Freeze Plug	71-67	381-9001	VINTAGE; 1.625" Diameter
1	Steel Deep Cup Freeze Plug	71-67	381-3041	1.625" Diameter
1	Steel Deep Cup Freeze Plug	71-67	381-3084	2.141" Diameter
426 7.0L (6982cc) OHV V8 (16 Valve), 4.25" Bore (Chrysler Eng.), 2-4 Bbl. "Eng. Code A426" 1965 177				
QTY	TIMING	YEARS	PART NO.	DESCRIPTION
1	3 Piece Set	65	KT3-168S	VINTAGE; Incl. rr. type chain; (1) 222-168; (1) 223-339; (1) 223-380
1	3 Piece Set	65	KT3-495S	VINTAGE; Incl. silent type chain; (1) 222-495; (1) 223-290; (1) 223-291
1	Timing Chain	65	222-168	Double rr.; 66 Links
1	Timing Chain	65	222-495	Silent type; 50 Links
1	Crank Sprocket	65	223-291	Use w/silent type chain; 19 Teeth
QTY	CAMSHAFT/LIFTER	YEARS	PART NO.	DESCRIPTION
1	Camshaft	65	CS-327	VINTAGE; Hydraulic, (050) Duration at .050 Lobe Lift, 209 Exh., 206 Int., 113 Degrees Lobe Separation
1	Prelube		55-403 Std Only	1.5 oz. packet
1	Prelube		55-400 Std Only	4 oz. bottle; 1.5 oz. packet No. 55-403 also avail.

(continued on next page)

Chrysler Car (Incl. Chrysler, DeSoto, Dodge, Plymouth)

177 426 7.0L (6982cc) OHV V8 (16 Valve), 4.25" Bore (Chrysler Eng.), 2-4 Bbl. "Eng. Code A426" 1965
(cont.)

		CAMSHAFT/LIFTER			DESCRIPTION	
		QTY	YEARS	PART NO.		
VALVE TRAIN	(cont.)					
	16	Lifter	65	AT-2084 Std Only	VINTAGE; Dumbbell shaped mech.	
	16	Lifter	65	HT-812 Std Only	VINTAGE; Hyd.; 1.830" - 1.860" Length	
	16	Lifter, Bulk	65	AT-2084B Std Only	Dumbbell shaped mech.; Carton of 117	
	16	Lifter, Bulk	65	HT-812B Std Only	VINTAGE; Hyd.; Carton of 117; 1.830" - 1.860" Length	
	QTY		PUSH ROD	YEARS	PART NO.	DESCRIPTION
	16	Push Rod	65	RP-3034 Std Only	VINTAGE; 9.3750" O.A.L.	
	QTY		ROCKER PARTS	YEARS	PART NO.	DESCRIPTION
	8	Arm	65	R-829 Std Only	VINTAGE; Loc. L.H.; Non-adj.	
	8	Arm	65	R-828 Std Only	VINTAGE; Loc. R.H.; Non-adj.	
	2	Rocker Shaft	65	RS-612 Std Only	VINTAGE; Stock replacement	
	QTY		VALVE	YEARS	PART NO.	DESCRIPTION
	8	Exhaust	65	V-1339 Std Only	VINTAGE; 1.5980" Head Dia., 0.3715" Stem Dia., 4.8900" O.A.L.	
	8	Intake	65	V-1386 Std Only	VINTAGE; 2.0800" Head Dia., 0.3725" Stem Dia., 4.8685" O.A.L.	
	QTY		VALVE GUIDE	YEARS	PART NO.	DESCRIPTION
	8	Guide	65	VG-5007 Std Only	Loc. Exh.; 0.3725" ID, 2.3800" O.A.L	
8	Guide, Bulk	65	VG-5007B Std Only	Loc. Exh.; Carton of 50; 0.3725" ID, 2.3800" O.A.L		
QTY		VALVE SPRING	YEARS	PART NO.	DESCRIPTION	
16	Spring	65	VS-673 Std Only	VINTAGE; 2.5800" Free Height		
QTY		VALVE SEAL	YEARS	PART NO.	DESCRIPTION	
16	Valve Stem Seal	65	ST-2002 Std Only	Exc. Eng. w/double valve springs; Installation requires valve guide machining; (PLY) Polyacrylate		
16	Valve Stem Seal	65	ST-2019R Std Only	Hi-Perf.; Positive type; Premium design; (TFL) PTFE		
8	Valve Stem Seal	65	MV-1707C Std Only	VINTAGE; Loc. Exhaust; Umbrella type; (NTRL) Nitrile		
8	Valve Stem Seal	65	MV-1707C Std Only	VINTAGE; Loc. Intake; Umbrella type; (NTRL) Nitrile		
16	Valve Stem Seal Bulk	65	ST-2002BC Std Only	Exc. Eng. w/double valve springs; Positive type; Installation requires valve guide machining; Carton of 100; (PLY) Polyacrylate		
16	Valve Stem Seal Bulk	65	ST-2019RBC Std Only	Hi-Perf.; Positive type; Premium design; Carton of 100; (TFL) PTFE		
8	Valve Stem Seal Bulk	65	MV-1707 Std Only	Loc. Exhaust; Umbrella type; Carton of 100; (NTRL) Nitrile		
8	Valve Stem Seal Bulk	65	MV-1707 Std Only	Loc. Intake; Umbrella type; Carton of 100; (NTRL) Nitrile		
QTY		VALVE, MISC	YEARS	PART NO.	DESCRIPTION	
16	Keeper	65	VK-174 Std Only	Loc. Exh.; 4 groove		
16	Keeper	65	VK-174R Std Only	Loc. Exh.; 4 groove; Hardened		
16	Keeper	65	VK-66 Std Only	Loc. Int.; 2 groove		
16	Keeper	65	VK-66R Std Only	Loc. Int.; 2 groove; Hardened		
16	Spring Insert	65	259-103C Std Only	.015"; ID 1.030"; Carton of 100		
16	Spring Insert	65	259-103B Std Only	.030"; ID 1.030"; Carton of 100		
16	Spring Insert	65	259-103BRS Std Only	.030"; ID 1.030"; Carton of 500		
16	Spring Insert	65	259-202A Std Only	.060"; Carton of 100		
16	Spring Insert	65	259-103A Std Only	.060"; ID 1.030"; Carton of 100		
16	Spring Insert	65	259-103ARS Std Only	.060"; ID 1.030"; Carton of 500		
16	Spring Insert	65	259-202B Std Only	VINTAGE; .030"; Carton of 100		
QTY		RINGS	YEARS	PART NO.	DESCRIPTION	
1	Premium Set	65	E-233K Std-20-30-40-60	2-5/64, 1-3/16; Premium Moly		
1	Standard Set	65	E-233X Std-20-30-40-60	2-5/64, 1-3/16; Iron		
QTY		SLEEVE	YEARS	PART NO.	DESCRIPTION	
8	Repair Sleeve	65	SL-24Y Std Only	1/8" wall, must be cut to correct length		
8	Repair Sleeve	65	SL-24M Std Only	3/32" wall, must be cut to correct length		
QTY		ENGINE BEARINGS	YEARS	PART NO.	DESCRIPTION	
1	Main Set	65	119M Std-10	Performance; 3/4 grooved; Tri-metal copper-lead		
1	Main Set	65	4924MA Std-10-20-30	VINTAGE; A-Series aluminum bearings ; Partial grooved; 3.624" max. flange OD		
1	Rod Set	65	8-7135CH Std-10	Performance		
1	Rod Set	65	8-2320CP Std-10-20-30-40-50	VINTAGE; 8-2320CA 60 avail. as unplated & resizeable		
1	Rod Set	65	8-2320CA 60 60	VINTAGE; Unplated & resizeable		
8	Rod Pair	65	2320CP Std-1-10-20-30-40-50	VINTAGE		
1	Cam Set	65	2111M Std Only	Performance		
1	Cam Set	65	1453M Std Only	VINTAGE; Babbitt material; Full round design		
QTY		OIL PUMP	YEARS	PART NO.	DESCRIPTION	
1	Oil Pump	65	224-43366A	VINTAGE; High Pressure; Use original cover plate on Eng. with canister oil filter		
1	Oil Pump	65	224-4174V	VINTAGE; High-Volume; Use original cover plate on Eng. w/canister oil filter		

(continued on next page)

Chrysler Car (Incl. Chrysler, DeSoto, Dodge, Plymouth)

426 7.0L (6982cc) OHV V8 (16 Valve), 4.25" Bore (Chrysler Eng.), 2-4 Bbl. "Eng. Code A426" 1965 177
(cont.)

BLOCK	QTY	OIL PUMP (cont.)	YEARS	PART NO.	DESCRIPTION	BLOCK
	1	Oil Pump	65	224-4174	VINTAGE; Use original cover plate on Eng. w/canister oil filter	
	1	Pump Repair Kit	65	224-5174	VINTAGE	
	1	Inter. Shaft	65	224-6174	VINTAGE	
BLOCK	QTY	GASKETS	YEARS	PART NO.	DESCRIPTION	BLOCK
	1	Valley Pan Gasket Set	65	260-4035	Exc. Hemi eng.; Premium set; Performance manifold gskts. incl.	
	1	Valley Pan Gasket Set	65	260-4019	VINTAGE; Exc. Hemi eng.	
BLOCK	QTY	FREEZE PLUGS	YEARS	PART NO.	DESCRIPTION	BLOCK
	1	Brass Block Plug Kit	65	381-8011	VINTAGE	
	1	Steel Block Plug Kit	65	381-4031	VINTAGE	
	1	Brass Deep Cup Freeze Plug	65	381-9001	VINTAGE; 1.625" Diameter	
	1	Steel Deep Cup Freeze Plug	65	381-3041	1.625" Diameter	
	1	Steel Deep Cup Freeze Plug	65	381-3084	2.141" Diameter	

426 7.0L (6982cc) OHV V8 (16 Valve), 4.25" Bore (Chrysler Eng.), 4 Bbl. "Eng. Code A426" 1965 178

VALVE TRAIN	QTY	TIMING	YEARS	PART NO.	DESCRIPTION	VALVE TRAIN
	1	3 Piece Set	65	KT3-168S	VINTAGE; Incl. rlr. type chain; (1) 222-168; (1) 223-339; (1) 223-380	
	1	3 Piece Set	65	KT3-495S	VINTAGE; Incl. silent type chain; (1) 222-495; (1) 223-290; (1) 223-291	
	1	Timing Chain	65	222-168	Double rlr.; 66 Links	
	1	Timing Chain	65	222-495	Silent type; 50 Links	
	1	Crank Sprocket	65	223-291	Use w/silent type chain; 19 Teeth	
VALVE TRAIN	QTY	CAMSHAFT/LIFTER	YEARS	PART NO.	DESCRIPTION	VALVE TRAIN
	1	Camshaft	65	CS-327	VINTAGE; Hydraulic, (050) Duration at .050 Lobe Lift, 209 Exh., 206 Int., 113 Degrees Lobe Separation	
	1	Prelube		55-403 Std Only	1.5 oz. packet	
	1	Prelube		55-400 Std Only	4 oz. bottle; 1.5 oz. packet No. 55-403 also avail.	
	16	Lifter	65	AT-2084 Std Only	VINTAGE; Dumbbell shaped mech.	
	16	Lifter	65	HT-812 Std Only	VINTAGE; Hyd.; 1.830" - 1.860" Length	
	16	Lifter, Bulk	65	AT-2084B Std Only	Dumbbell shaped mech.; Carton of 117	
	16	Lifter, Bulk	65	HT-812B Std Only	VINTAGE; Hyd.; Carton of 117; 1.830" - 1.860" Length	
VALVE TRAIN	QTY	PUSH ROD	YEARS	PART NO.	DESCRIPTION	VALVE TRAIN
	16	Push Rod	65	RP-3034 Std Only	VINTAGE; 9.3750" O.A.L.	
VALVE TRAIN	QTY	ROCKER PARTS	YEARS	PART NO.	DESCRIPTION	VALVE TRAIN
	8	Arm	65	R-829 Std Only	VINTAGE; Loc. L.H.; Non-adj.	
	8	Arm	65	R-828 Std Only	VINTAGE; Loc. R.H.; Non-adj.	
	2	Rocker Shaft	65	RS-612 Std Only	VINTAGE; Stock replacement	
VALVE TRAIN	QTY	VALVE	YEARS	PART NO.	DESCRIPTION	VALVE TRAIN
	8	Exhaust	65	V-1339 Std Only	VINTAGE; 1.5980" Head Dia., 0.3715" Stem Dia., 4.8900" O.A.L.	
	8	Intake	65	V-1386 Std Only	VINTAGE; 2.0800" Head Dia., 0.3725" Stem Dia., 4.8685" O.A.L.	
VALVE TRAIN	QTY	VALVE GUIDE	YEARS	PART NO.	DESCRIPTION	VALVE TRAIN
	8	Guide	65	VG-5007 Std Only	Loc. Exh.; 0.3725" ID, 2.3800" O.A.L.	
	8	Guide, Bulk	65	VG-5007B Std Only	Loc. Exh.; Carton of 50; 0.3725" ID, 2.3800" O.A.L.	
VALVE TRAIN	QTY	VALVE SPRING	YEARS	PART NO.	DESCRIPTION	VALVE TRAIN
	16	Spring	65	VS-673 Std Only	VINTAGE; 2.5800" Free Height	
VALVE TRAIN	QTY	VALVE SEAL	YEARS	PART NO.	DESCRIPTION	VALVE TRAIN
	16	Valve Stem Seal	65	ST-2002 Std Only	Exc. Eng. w/double valve springs; Installation requires valve guide machining; (PLY) Polyacrylate	
	16	Valve Stem Seal	65	ST-2019R Std Only	Hi-Perf.; Positive type; Premium design; (TFL) PTFE	
	8	Valve Stem Seal	65	MV-1707C Std Only	VINTAGE; Loc. Exhaust; Umbrella type; (NTRL) Nitrile	
	8	Valve Stem Seal	65	MV-1707C Std Only	VINTAGE; Loc. Intake; Umbrella type; (NTRL) Nitrile	
	16	Valve Stem Seal Bulk	65	ST-2002BC Std Only	Exc. Eng. w/double valve springs; Positive type; Installation requires valve guide machining; Carton of 100; (PLY) Polyacrylate	
	16	Valve Stem Seal Bulk	65	ST-2019RBC Std Only	Hi-Perf.; Positive type; Premium design; Carton of 100; (TFL) PTFE	
	8	Valve Stem Seal Bulk	65	MV-1707 Std Only	Loc. Exhaust; Umbrella type; Carton of 100; (NTRL) Nitrile	
	8	Valve Stem Seal Bulk	65	MV-1707 Std Only	Loc. Intake; Umbrella type; Carton of 100; (NTRL) Nitrile	
VALVE TRAIN	QTY	VALVE, MISC	YEARS	PART NO.	DESCRIPTION	VALVE TRAIN
	16	Keeper	65	VK-174 Std Only	Loc. Exh.; 4 groove	
	16	Keeper	65	VK-174R Std Only	Loc. Exh.; 4 groove; Hardened	
	16	Keeper	65	VK-66 Std Only	Loc. Int.; 2 groove	
	16	Keeper	65	VK-66R Std Only	Loc. Int.; 2 groove; Hardened	
	16	Spring Insert	65	259-103C Std Only	.015"; ID 1.030"; Carton of 100	

(continued on next page)

Chrysler Car (Incl. Chrysler, DeSoto, Dodge, Plymouth)

178 426 7.0L (6982cc) OHV V8 (16 Valve), 4.25" Bore (Chrysler Eng.), 4 Bbl. "Eng. Code A426" 1965
(cont.)

QTY	VALVE, MISC (cont.)	YEARS	PART NO.	DESCRIPTION
16	Spring Insert	65	259-103B Std Only	.030"; ID 1.030"; Carton of 100
16	Spring Insert	65	259-103BRS Std Only	.030"; ID 1.030"; Carton of 500
16	Spring Insert	65	259-202A Std Only	.060"; Carton of 100
16	Spring Insert	65	259-103A Std Only	.060"; ID 1.030"; Carton of 100
16	Spring Insert	65	259-103ARS Std Only	.060"; ID 1.030"; Carton of 500
16	Spring Insert	65	259-202B Std Only	VINTAGE; .030"; Carton of 100
BLOCK				
QTY	RINGS	YEARS	PART NO.	DESCRIPTION
1	Premium Set	65	E-233K Std-20-30-40-60	2-5/64, 1-3/16; Premium Moly
1	Standard Set	65	E-233X Std-20-30-40-60	2-5/64, 1-3/16; Iron
QTY	SLEEVE	YEARS	PART NO.	DESCRIPTION
8	Repair Sleeve	65	SL-24Y Std Only	1/8" wall, must be cut to correct length
8	Repair Sleeve	65	SL-24M Std Only	3/32" wall, must be cut to correct length
QTY	ENGINE BEARINGS	YEARS	PART NO.	DESCRIPTION
1	Main Set	65	119M Std-10	Performance; 3/4 grooved; Tri-metal copper-lead
1	Main Set	65	4924MA Std-10-20-30	VINTAGE; A-Series aluminum bearings ; Partial grooved; 3.624" max. flange OD
1	Rod Set	65	8-7135CH Std-10	Performance
1	Rod Set	65	8-2320CP Std-10-20-30-40-50	VINTAGE; 8-2320CA 60 avail. as unplated & resizeable
1	Rod Set	65	8-2320CA 60 60	VINTAGE; Unplated & resizeable
8	Rod Pair	65	2320CP Std-1-10-20-30-40-50	VINTAGE
1	Cam Set	65	2111M Std Only	Performance
1	Cam Set	65	1453M Std Only	VINTAGE; Babbitt material; Full round design
QTY	OIL PUMP	YEARS	PART NO.	DESCRIPTION
1	Oil Pump	65	224-43366A	VINTAGE; High Pressure; Use original cover plate on Engs. with canister oil filter
1	Oil Pump	65	224-4174V	VINTAGE; High-Volume; Use original cover plate on Engs. w/canister oil filter
1	Oil Pump	65	224-4174	VINTAGE; Use original cover plate on Engs. w/canister oil filter
1	Pump Repair Kit	65	224-5174	VINTAGE
1	Inter. Shaft	65	224-6174	VINTAGE
QTY	GASKETS	YEARS	PART NO.	DESCRIPTION
1	Valley Pan Gasket Set	65	260-4035	Exc. Hemi eng.; Premium set; Performance manifold gsks. incl.
1	Valley Pan Gasket Set	65	260-4019	VINTAGE; Exc. Hemi eng.
QTY	FREEZE PLUGS	YEARS	PART NO.	DESCRIPTION
1	Brass Block Plug Kit	65	381-8011	VINTAGE
1	Steel Block Plug Kit	65	381-4031	VINTAGE
1	Brass Deep Cup Freeze Plug	65	381-9001	VINTAGE; 1.625" Diameter
1	Steel Deep Cup Freeze Plug	65	381-3041	1.625" Diameter
1	Steel Deep Cup Freeze Plug	65	381-3084	2.141" Diameter

179 426 7.0L (6982cc) OHV V8 (16 Valve), 4.25" Bore (Chrysler Eng.), 2-4 Bbl. "Eng. Code T42" 1963

QTY	TIMING	YEARS	PART NO.	DESCRIPTION
1	3 Piece Set	63	KT3-168S	VINTAGE; Incl. rlr. type chain; (1) 222-168; (1) 223-339; (1) 223-380
1	3 Piece Set	63	KT3-495S	VINTAGE; Incl. silent type chain; (1) 222-495; (1) 223-290; (1) 223-291
1	Timing Chain	63	222-168	Double rlr.; 66 Links
1	Timing Chain	63	222-495	Silent type; 50 Links
1	Crank Sprocket	63	223-291	Use w/silent type chain; 19 Teeth
QTY	CAMSHAFT/LIFTER	YEARS	PART NO.	DESCRIPTION
16	Lifter	63	AT-2084 Std Only	VINTAGE; Dumbbell shaped mech.
16	Lifter	63	HT-812 Std Only	VINTAGE; Hyd.; 1.830" - 1.860" Length
16	Lifter, Bulk	63	AT-2084B Std Only	Dumbbell shaped mech.; Carton of 117
16	Lifter, Bulk	63	HT-812B Std Only	VINTAGE; Hyd.; Carton of 117; 1.830" - 1.860" Length
QTY	VALVE SEAL	YEARS	PART NO.	DESCRIPTION
16	Valve Stem Seal	63	ST-2019R Std Only	Hi-Perf.; Positive type; Premium design; (TFL) PTFE
16	Valve Stem Seal Bulk	63	ST-2019RBC Std Only	Hi-Perf.; Positive type; Premium design; Carton of 100; (TFL) PTFE
QTY	RINGS	YEARS	PART NO.	DESCRIPTION
1	Premium Set	63	E-233K Std-20-30-40-60	2-5/64, 1-3/16; Premium Moly
1	Standard Set	63	E-233X Std-20-30-40-60	2-5/64, 1-3/16; Iron
QTY	ENGINE BEARINGS	YEARS	PART NO.	DESCRIPTION
1	Main Set	63	119M Std-10	Performance; 3/4 grooved; Tri-metal copper-lead
1	Main Set	63	4924MA Std-10-20-30	VINTAGE; A-Series aluminum bearings ; Partial grooved; 3.624" max. flange OD
1	Rod Set	63	8-7135CH Std-10	Performance

(continued on next page)

Chrysler Car (Incl. Chrysler, DeSoto, Dodge, Plymouth)

426 7.0L (6982cc) OHV V8 (16 Valve), 4.25" Bore (Chrysler Eng.), 2-4 Bbl. "Eng. Code T42" 1963 179
(cont.)

BLOCK	QTY	ENGINE BEARINGS	YEARS	PART NO.	DESCRIPTION	BLOCK
	(cont.)					
	1	Rod Set	63	8-2320CP Std-10-20-30-40-50	VINTAGE; 8-2320CA 60 avail. as unplated & resizeable	
	1	Rod Set	63	8-2320CA 60 60	VINTAGE; Unplated & resizeable	
	8	Rod Pair	63	2320CP Std-1-10-20-30-40-50	VINTAGE	
	1	Cam Set	63	2111M Std Only	Performance	
	1	Cam Set	63	1453M Std Only	VINTAGE; Babbitt material; Full round design	
BLOCK	QTY	OIL PUMP	YEARS	PART NO.	DESCRIPTION	BLOCK
	1	Oil Pump	63	224-43366A	VINTAGE; High Pressure; Use original cover plate on Eng. with canister oil filter	
	1	Oil Pump	63	224-4174V	VINTAGE; High-Volume; Use original cover plate on Eng. w/canister oil filter	
	1	Oil Pump	63	224-4174	VINTAGE; Use original cover plate on Eng. w/canister oil filter	
	1	Pump Repair Kit	63	224-5174	VINTAGE	
	1	Inter. Shaft	63	224-6174	VINTAGE	
BLOCK	QTY	FREEZE PLUGS	YEARS	PART NO.	DESCRIPTION	BLOCK
	1	Brass Block Plug Kit	63	381-8011	VINTAGE	
	1	Steel Block Plug Kit	63	381-4031	VINTAGE	
	1	Brass Deep Cup Freeze Plug	63	381-9001	VINTAGE; 1.625" Diameter	
	1	Steel Deep Cup Freeze Plug	63	381-3041	1.625" Diameter	
	1	Steel Deep Cup Freeze Plug	63	381-3084	2.141" Diameter	

426 7.0L (6982cc) OHV V8 (16 Valve), 4.25" Bore (Chrysler Eng.), 4 Bbl. "Eng. Code T42" 1963 180

VALVE TRAIN	QTY	TIMING	YEARS	PART NO.	DESCRIPTION	VALVE TRAIN
	1	3 Piece Set	63	KT3-168S	VINTAGE; Incl. rlr. type chain; (1) 222-168; (1) 223-339; (1) 223-380	
	1	3 Piece Set	63	KT3-495S	VINTAGE; Incl. silent type chain; (1) 222-495; (1) 223-290; (1) 223-291	
	1	Timing Chain	63	222-168	Double rlr.; 66 Links	
	1	Timing Chain	63	222-495	Silent type; 50 Links	
	1	Crank Sprocket	63	223-291	Use w/silent type chain; 19 Teeth	
VALVE TRAIN	QTY	CAMSHAFT/LIFTER	YEARS	PART NO.	DESCRIPTION	VALVE TRAIN
	16	Lifter	63	AT-2084 Std Only	VINTAGE; Dumbbell shaped mech.	
	16	Lifter	63	HT-812 Std Only	VINTAGE; Hyd.; 1.830" - 1.860" Length	
	16	Lifter, Bulk	63	AT-2084B Std Only	Dumbbell shaped mech.; Carton of 117	
	16	Lifter, Bulk	63	HT-812B Std Only	VINTAGE; Hyd.; Carton of 117; 1.830" - 1.860" Length	
VALVE TRAIN	QTY	VALVE SEAL	YEARS	PART NO.	DESCRIPTION	VALVE TRAIN
	16	Valve Stem Seal	63	ST-2019R Std Only	Hi-Perf.; Positive type; Premium design; (TFL) PTFE	
	16	Valve Stem Seal Bulk	63	ST-2019RBC Std Only	Hi-Perf.; Positive type; Premium design; Carton of 100; (TFL) PTFE	
BLOCK	QTY	RINGS	YEARS	PART NO.	DESCRIPTION	BLOCK
	1	Premium Set	63	E-233K Std-20-30-40-60	2-5/64, 1-3/16; Premium Moly	
	1	Standard Set	63	E-233X Std-20-30-40-60	2-5/64, 1-3/16; Iron	
BLOCK	QTY	ENGINE BEARINGS	YEARS	PART NO.	DESCRIPTION	BLOCK
	1	Main Set	63	119M Std-10	Performance; 3/4 grooved; Tri-metal copper-lead	
	1	Main Set	63	4924MA Std-10-20-30	VINTAGE; A-Series aluminum bearings ; Partial grooved; 3.624" max. flange OD	
	1	Rod Set	63	8-7135CH Std-10	Performance	
	1	Rod Set	63	8-2320CP Std-10-20-30-40-50	VINTAGE; 8-2320CA 60 avail. as unplated & resizeable	
	1	Rod Set	63	8-2320CA 60 60	VINTAGE; Unplated & resizeable	
	8	Rod Pair	63	2320CP Std-1-10-20-30-40-50	VINTAGE	
	1	Cam Set	63	2111M Std Only	Performance	
	1	Cam Set	63	1453M Std Only	VINTAGE; Babbitt material; Full round design	
BLOCK	QTY	OIL PUMP	YEARS	PART NO.	DESCRIPTION	BLOCK
	1	Oil Pump	63	224-43366A	VINTAGE; High Pressure; Use original cover plate on Eng. with canister oil filter	
	1	Oil Pump	63	224-4174V	VINTAGE; High-Volume; Use original cover plate on Eng. w/canister oil filter	
	1	Oil Pump	63	224-4174	VINTAGE; Use original cover plate on Eng. w/canister oil filter	
	1	Pump Repair Kit	63	224-5174	VINTAGE	
	1	Inter. Shaft	63	224-6174	VINTAGE	
BLOCK	QTY	FREEZE PLUGS	YEARS	PART NO.	DESCRIPTION	BLOCK
	1	Brass Block Plug Kit	63	381-8011	VINTAGE	
	1	Steel Block Plug Kit	63	381-4031	VINTAGE	
	1	Brass Deep Cup Freeze Plug	63	381-9001	VINTAGE; 1.625" Diameter	
	1	Steel Deep Cup Freeze Plug	63	381-3041	1.625" Diameter	
	1	Steel Deep Cup Freeze Plug	63	381-3084	2.141" Diameter	

Chrysler Car (Incl. Chrysler, DeSoto, Dodge, Plymouth)

181 426 7.0L (6982cc) OHV V8 (16 Valve), 4.25" Bore (Chrysler Eng.), 2-4 Bbl. "Eng. Code V42" 1964

QTY	TIMING	YEARS	PART NO.	DESCRIPTION
1	3 Piece Set	64	KT3-168S	VINTAGE; Incl. rlr. type chain; (1) 222-168; (1) 223-339; (1) 223-380
1	3 Piece Set	64	KT3-495S	VINTAGE; Incl. silent type chain; (1) 222-495; (1) 223-290; (1) 223-291
1	Timing Chain	64	222-168	Double rlr.; 66 Links
1	Timing Chain	64	222-495	Silent type; 50 Links
1	Crank Sprocket	64	223-291	Use w/silent type chain; 19 Teeth
QTY	CAMSHAFT/LIFTER	YEARS	PART NO.	DESCRIPTION
1	Camshaft	64	CS-327	VINTAGE; Hydraulic, (050) Duration at .050 Lobe Lift, 209 Exh., 206 Int., 113 Degrees Lobe Separation
1	Prelube		55-403 Std Only	1.5 oz. packet
1	Prelube		55-400 Std Only	4 oz. bottle; 1.5 oz. packet No. 55-403 also avail.
16	Lifter	64	AT-2084 Std Only	VINTAGE; Dumbbell shaped mech.
16	Lifter	64	HT-812 Std Only	VINTAGE; Hyd.; 1.830" - 1.860" Length
16	Lifter, Bulk	64	AT-2084B Std Only	Dumbbell shaped mech.; Carton of 117
16	Lifter, Bulk	64	HT-812B Std Only	VINTAGE; Hyd.; Carton of 117; 1.830" - 1.860" Length
QTY	PUSH ROD	YEARS	PART NO.	DESCRIPTION
16	Push Rod	64	RP-3034 Std Only	VINTAGE; 9.3750" O.A.L.
QTY	ROCKER PARTS	YEARS	PART NO.	DESCRIPTION
8	Arm	64	R-829 Std Only	VINTAGE; Loc. L.H.; Non-adj.
8	Arm	64	R-828 Std Only	VINTAGE; Loc. R.H.; Non-adj.
2	Rocker Shaft	64	RS-612 Std Only	VINTAGE; Stock replacement
QTY	VALVE	YEARS	PART NO.	DESCRIPTION
8	Intake	64	V-1386 Std Only	VINTAGE; 2.0800" Head Dia., 0.3725" Stem Dia., 4.8685" O.A.L.
QTY	VALVE GUIDE	YEARS	PART NO.	DESCRIPTION
8	Guide	64	VG-5007 Std Only	Loc. Exh.; 0.3725" ID, 2.3800" O.A.L
8	Guide, Bulk	64	VG-5007B Std Only	Loc. Exh.; Carton of 50; 0.3725" ID, 2.3800" O.A.L
QTY	VALVE SPRING	YEARS	PART NO.	DESCRIPTION
16	Spring	64	VS-673 Std Only	VINTAGE; 2.5800" Free Height
QTY	VALVE SEAL	YEARS	PART NO.	DESCRIPTION
16	Valve Stem Seal	64	ST-2002 Std Only	Exc. Eng. w/double valve springs; Installation requires valve guide machining; (PLY) Polyacrylate
16	Valve Stem Seal	64	ST-2019R Std Only	Hi-Perf.; Positive type; Premium design; (TFL) PTFE
8	Valve Stem Seal	64	MV-1707C Std Only	VINTAGE; Loc. Exhaust; Umbrella type; (NTRL) Nitrile
8	Valve Stem Seal	64	MV-1707C Std Only	VINTAGE; Loc. Intake; Umbrella type; (NTRL) Nitrile
16	Valve Stem Seal Bulk	64	ST-2002BC Std Only	Exc. Eng. w/double valve springs; Positive type; Installation requires valve guide machining; Carton of 100; (PLY) Polyacrylate
16	Valve Stem Seal Bulk	64	ST-2019RBC Std Only	Hi-Perf.; Positive type; Premium design; Carton of 100; (TFL) PTFE
8	Valve Stem Seal Bulk	64	MV-1707 Std Only	Loc. Exhaust; Umbrella type; Carton of 100; (NTRL) Nitrile
8	Valve Stem Seal Bulk	64	MV-1707 Std Only	Loc. Intake; Umbrella type; Carton of 100; (NTRL) Nitrile
QTY	VALVE, MISC	YEARS	PART NO.	DESCRIPTION
16	Keeper	64	VK-174 Std Only	Loc. Exh.; 4 groove
16	Keeper	64	VK-174R Std Only	Loc. Exh.; 4 groove; Hardened
16	Keeper	64	VK-66 Std Only	Loc. Int.; 2 groove
16	Keeper	64	VK-66R Std Only	Loc. Int.; 2 groove; Hardened
16	Keeper	64	VK-138A Std Only	Max. Perf. Eng.; 1 groove; Square cut key groove; Carton pack 24
16	Keeper	64	VK-138 Std Only	Max. Perf. Eng.; 1 groove; Square cut key groove; Carton pack 32
16	Keeper	64	VK-138R Std Only	Max. Perf. Eng.; 1 groove; Square cut key groove; Hardened
16	Keeper, Bulk	64	VK-138B Std Only	Max. Perf. Eng.; 1 groove; Square cut key groove; Carton of 1000
16	Spring Insert	64	259-103C Std Only	.015"; ID 1.030"; Carton of 100
16	Spring Insert	64	259-103B Std Only	.030"; ID 1.030"; Carton of 100
16	Spring Insert	64	259-103BRS Std Only	.030"; ID 1.030"; Carton of 500
16	Spring Insert	64	259-202A Std Only	.060"; Carton of 100
16	Spring Insert	64	259-103A Std Only	.060"; ID 1.030"; Carton of 100
16	Spring Insert	64	259-103ARS Std Only	.060"; ID 1.030"; Carton of 500
16	Spring Insert	64	259-202B Std Only	VINTAGE; .030"; Carton of 100
QTY	RINGS	YEARS	PART NO.	DESCRIPTION
1	Premium Set	64	E-233K Std-20-30-40-60	2-5/64, 1-3/16; Premium Moly
1	Standard Set	64	E-233X Std-20-30-40-60	2-5/64, 1-3/16; Iron
QTY	SLEEVE	YEARS	PART NO.	DESCRIPTION
8	Repair Sleeve	64	SL-24Y Std Only	1/8" wall, must be cut to correct length
8	Repair Sleeve	64	SL-24M Std Only	3/32" wall, must be cut to correct length

VALVE TRAIN

VALVE TRAIN

(continued on next page)

Chrysler Car (Incl. Chrysler, DeSoto, Dodge, Plymouth)

426 7.0L (6982cc) OHV V8 (16 Valve), 4.25" Bore (Chrysler Eng.), 2-4 Bbl. "Eng. Code V42" 1964 181
(cont.)

	QTY	ENGINE BEARINGS	YEARS	PART NO.	DESCRIPTION
BLOCK	1	Main Set	64	119M Std-10	Performance; 3/4 grooved; Tri-metal copper-lead
	1	Main Set	64	4924MA Std-10-20-30	VINTAGE; A-Series aluminum bearings ; Partial grooved; 3.624" max. flange OD
	1	Rod Set	64	8-7135CH Std-10	Performance
	1	Rod Set	64	8-2320CP Std-10-20-30-40-50	VINTAGE; 8-2320CA 60 avail. as unplated & resizeable
	1	Rod Set	64	8-2320CA 60 60	VINTAGE; Unplated & resizeable
	8	Rod Pair	64	2320CP Std-1-10-20-30-40-50	VINTAGE
	1	Cam Set	64	2111M Std Only	Performance
	1	Cam Set	64	1453M Std Only	VINTAGE; Babbitt material; Full round design
	1	Oil Pump	64	224-43366A	VINTAGE; High Pressure; Use original cover plate on Eng. with canister oil filter
	1	Oil Pump	64	224-4174V	VINTAGE; High-Volume; Use original cover plate on Eng. w/canister oil filter
1	Oil Pump	64	224-4174	VINTAGE; Use original cover plate on Eng. w/canister oil filter	
1	Pump Repair Kit	64	224-5174	VINTAGE	
1	Inter. Shaft	64	224-6174	VINTAGE	
1	Valley Pan Gasket Set	64	260-4035	Exc. Hemi eng.; Premium set; Performance manifold gskts. incl.	
1	Valley Pan Gasket Set	64	260-4019	VINTAGE; Exc. Hemi eng.	
1	Brass Block Plug Kit	64	381-8011	VINTAGE	
1	Steel Block Plug Kit	64	381-4031	VINTAGE	
1	Brass Deep Cup Freeze Plug	64	381-9001	VINTAGE; 1.625" Diameter	
1	Steel Deep Cup Freeze Plug	64	381-3041	1.625" Diameter	
1	Steel Deep Cup Freeze Plug	64	381-3084	2.141" Diameter	

426 7.0L (6982cc) OHV V8 (16 Valve), 4.25" Bore (Chrysler Eng.), 4 Bbl. "Eng. Code V42" 1964 182

	QTY	TIMING	YEARS	PART NO.	DESCRIPTION
VALVE TRAIN	1	3 Piece Set	64	KT3-168S	VINTAGE; Incl. rlr. type chain; (1) 222-168; (1) 223-339; (1) 223-380
	1	3 Piece Set	64	KT3-495S	VINTAGE; Incl. silent type chain; (1) 222-495; (1) 223-290; (1) 223-291
	1	Timing Chain	64	222-168	Double rlr.; 66 Links
	1	Timing Chain	64	222-495	Silent type; 50 Links
	1	Crank Sprocket	64	223-291	Use w/silent type chain; 19 Teeth
	1	Camshaft	64	CS-327	VINTAGE; Hydraulic, (050) Duration at .050 Lobe Lift, 209 Exh., 206 Int., 113 Degrees Lobe Separation
	1	Prelube		55-403 Std Only	1.5 oz. packet
	1	Prelube		55-400 Std Only	4 oz. bottle; 1.5 oz. packet No. 55-403 also avail.
	16	Lifter	64	AT-2084 Std Only	VINTAGE; Dumbbell shaped mech.
	16	Lifter	64	HT-812 Std Only	VINTAGE; Hyd.; 1.830" - 1.860" Length
16	Lifter, Bulk	64	AT-2084B Std Only	Dumbbell shaped mech.; Carton of 117	
16	Lifter, Bulk	64	HT-812B Std Only	VINTAGE; Hyd.; Carton of 117; 1.830" - 1.860" Length	
16	Push Rod	64	RP-3034 Std Only	VINTAGE; 9.3750" O.A.L.	
8	Arm	64	R-829 Std Only	VINTAGE; Loc. L.H.; Non-adj.	
8	Arm	64	R-828 Std Only	VINTAGE; Loc. R.H.; Non-adj.	
2	Rocker Shaft	64	RS-612 Std Only	VINTAGE; Stock replacement	
8	Exhaust	64	V-1339 Std Only	VINTAGE; Exc. Max. Perf. Eng.; 1.5980" Head Dia., 0.3715" Stem Dia., 4.8900" O.A.L.	
8	Intake	64	V-1386 Std Only	VINTAGE; 2.0800" Head Dia., 0.3725" Stem Dia., 4.8685" O.A.L.	
8	Guide	64	VG-5007 Std Only	Loc. Exh.; 0.3725" ID, 2.3800" O.A.L.	
8	Guide, Bulk	64	VG-5007B Std Only	Loc. Exh.; Carton of 50; 0.3725" ID, 2.3800" O.A.L.	
16	Spring	64	VS-673 Std Only	VINTAGE; 2.5800" Free Height	
16	Valve Stem Seal	64	ST-2002 Std Only	Exc. Eng. w/double valve springs; Installation requires valve guide machining; (PLY) Polyacrylate	
16	Valve Stem Seal	64	ST-2019R Std Only	Hi-Perf.; Positive type; Premium design; (TFL) PTFE	
8	Valve Stem Seal	64	MV-1707C Std Only	VINTAGE; Loc. Exhaust; Umbrella type; (NTRL) Nitrile	

(continued on next page)

Chrysler Car (Incl. Chrysler, DeSoto, Dodge, Plymouth)

182 426 7.0L (6982cc) OHV V8 (16 Valve), 4.25" Bore (Chrysler Eng.), 4 Bbl. "Eng. Code V42" 1964
(cont.)

	QTY	VALVE SEAL (cont.)	YEARS	PART NO.	DESCRIPTION
VALVE TRAIN	8	Valve Stem Seal	64	MV-1707C Std Only	VINTAGE; Loc. Intake; Umbrella type; (NTRL) Nitrile
	16	Valve Stem Seal Bulk	64	ST-2002BC Std Only	Exc. Eng. w/double valve springs; Positive type; Installation requires valve guide machining; Carton of 100; (PLY) Polyacrylate
	16	Valve Stem Seal Bulk	64	ST-2019RBC Std Only	Hi-Perf.; Positive type; Premium design; Carton of 100; (TFL) PTFE
	8	Valve Stem Seal Bulk	64	MV-1707 Std Only	Loc. Exhaust; Umbrella type; Carton of 100; (NTRL) Nitrile
	8	Valve Stem Seal Bulk	64	MV-1707 Std Only	Loc. Intake; Umbrella type; Carton of 100; (NTRL) Nitrile
	16	Keeper	64	VK-174 Std Only	Loc. Exh.; 4 groove
	16	Keeper	64	VK-174R Std Only	Loc. Exh.; 4 groove; Hardened
	16	Keeper	64	VK-66 Std Only	Loc. Int.; 2 groove
	16	Keeper	64	VK-66R Std Only	Loc. Int.; 2 groove; Hardened
	16	Spring Insert	64	259-103C Std Only	.015"; ID 1.030"; Carton of 100
16	Spring Insert	64	259-103B Std Only	.030"; ID 1.030"; Carton of 100	
16	Spring Insert	64	259-103BRS Std Only	.030"; ID 1.030"; Carton of 500	
16	Spring Insert	64	259-202A Std Only	.060"; Carton of 100	
16	Spring Insert	64	259-103A Std Only	.060"; ID 1.030"; Carton of 100	
16	Spring Insert	64	259-103ARS Std Only	.060"; ID 1.030"; Carton of 500	
16	Spring Insert	64	259-202B Std Only	VINTAGE; .030"; Carton of 100	
BLOCK	1	Premium Set	64	E-233K Std-20-30-40-60	2-5/64, 1-3/16; Premium Moly
	1	Standard Set	64	E-233X Std-20-30-40-60	2-5/64, 1-3/16; Iron
	8	Repair Sleeve	64	SL-24Y Std Only	1/8" wall, must be cut to correct length
	8	Repair Sleeve	64	SL-24M Std Only	3/32" wall, must be cut to correct length
	1	Main Set	64	119M Std-10	Performance; 3/4 grooved; Tri-metal copper-lead
	1	Main Set	64	4924MA Std-10-20-30	VINTAGE; A-Series aluminum bearings ; Partial grooved; 3.624" max. flange OD
	1	Rod Set	64	8-7135CH Std-10	Performance
	1	Rod Set	64	8-2320CP Std-10-20-30-40-50	VINTAGE; 8-2320CA 60 avail. as unplated & resizeable
	1	Rod Set	64	8-2320CA 60 60	VINTAGE; Unplated & resizeable
	8	Rod Pair	64	2320CP Std-1-10-20-30-40-50	VINTAGE
	1	Cam Set	64	2111M Std Only	Performance
	1	Cam Set	64	1453M Std Only	VINTAGE; Babbitt material; Full round design
	1	Oil Pump	64	224-43366A	VINTAGE; High Pressure; Use original cover plate on Eng. with canister oil filter
	1	Oil Pump	64	224-4174V	VINTAGE; High-Volume; Use original cover plate on Eng. w/canister oil filter
	1	Oil Pump	64	224-4174	VINTAGE; Use original cover plate on Eng. w/canister oil filter
	1	Pump Repair Kit	64	224-5174	VINTAGE
	1	Inter. Shaft	64	224-6174	VINTAGE
	1	Valley Pan Gasket Set	64	260-4035	Exc. Hemi eng.; Premium set; Performance manifold gsks. incl.
	1	Valley Pan Gasket Set	64	260-4019	VINTAGE; Exc. Hemi eng.
	1	Brass Block Plug Kit	64	381-8011	VINTAGE
	1	Steel Block Plug Kit	64	381-4031	VINTAGE
	1	Brass Deep Cup Freeze Plug	64	381-9001	VINTAGE; 1.625" Diameter
	1	Steel Deep Cup Freeze Plug	64	381-3041	1.625" Diameter
	1	Steel Deep Cup Freeze Plug	64	381-3084	2.141" Diameter

183 426 7.0L (6982cc) OHV V8 (16 Valve), 4.25" Bore (Chrysler Eng.), 2-4 Bbl. "Eng. Code V426" 1964

	QTY	TIMING	YEARS	PART NO.	DESCRIPTION
	1	3 Piece Set	64	KT3-168S	VINTAGE; Incl. rlr. type chain; (1) 222-168; (1) 223-339; (1) 223-380
	1	3 Piece Set	64	KT3-495S	VINTAGE; Incl. silent type chain; (1) 222-495; (1) 223-290; (1) 223-291
	1	Timing Chain	64	222-168	Double rlr.; 66 Links
	1	Timing Chain	64	222-495	Silent type; 50 Links
	1	Crank Sprocket	64	223-291	Use w/silent type chain; 19 Teeth
	1	Camshaft	64	CS-327	VINTAGE; Hydraulic, (050) Duration at .050 Lobe Lift, 209 Exh., 206 Int., 113 Degrees Lobe Separation
	1	Prelube		55-403 Std Only	1.5 oz. packet

(continued on next page)

Chrysler Car (Incl. Chrysler, DeSoto, Dodge, Plymouth)

426 7.0L (6982cc) OHV V8 (16 Valve), 4.25" Bore (Chrysler Eng.), 2-4 Bbl. "Eng. Code V426" 1964 **183**
(cont.)

	QTY	CAMSHAFT/LIFTER	YEARS	PART NO.	DESCRIPTION
VALVE TRAIN	1	(cont.) Prelube		55-400 Std Only	4 oz. bottle; 1.5 oz. packet No. 55-403 also avail.
	16	Lifter	64	AT-2084 Std Only	VINTAGE; Dumbbell shaped mech.
	16	Lifter	64	HT-812 Std Only	VINTAGE; Hyd.; 1.830" - 1.860" Length
	16	Lifter, Bulk	64	AT-2084B Std Only	Dumbbell shaped mech.; Carton of 117
	16	Lifter, Bulk	64	HT-812B Std Only	VINTAGE; Hyd.; Carton of 117; 1.830" - 1.860" Length
	16	Push Rod	64	RP-3034 Std Only	VINTAGE; 9.3750" O.A.L.
	8	Arm	64	R-829 Std Only	VINTAGE; Loc. L.H.; Non-adj.
	8	Arm	64	R-828 Std Only	VINTAGE; Loc. R.H.; Non-adj.
	2	Rocker Shaft	64	RS-612 Std Only	VINTAGE; Stock replacement
	8	Intake	64	V-1386 Std Only	VINTAGE; 2.0800" Head Dia., 0.3725" Stem Dia., 4.8685" O.A.L.
	8	Guide	64	VG-5007 Std Only	Loc. Exh.; 0.3725" ID, 2.3800" O.A.L.
	8	Guide, Bulk	64	VG-5007B Std Only	Loc. Exh.; Carton of 50; 0.3725" ID, 2.3800" O.A.L.
	16	Spring	64	VS-673 Std Only	VINTAGE; 2.5800" Free Height
	16	Valve Stem Seal	64	ST-2002 Std Only	Exc. Eng. w/double valve springs; Installation requires valve guide machining; (PLY) Polyacrylate
	16	Valve Stem Seal	64	ST-2019R Std Only	Hi-Perf.; Positive type; Premium design; (TFL) PTFE
	8	Valve Stem Seal	64	MV-1707C Std Only	VINTAGE; Loc. Exhaust; Umbrella type; (NTRL) Nitrile
8	Valve Stem Seal	64	MV-1707C Std Only	VINTAGE; Loc. Intake; Umbrella type; (NTRL) Nitrile	
16	Valve Stem Seal Bulk	64	ST-2002BC Std Only	Exc. Eng. w/double valve springs; Positive type; Installation requires valve guide machining; Carton of 100; (PLY) Polyacrylate	
16	Valve Stem Seal Bulk	64	ST-2019RBC Std Only	Hi-Perf.; Positive type; Premium design; Carton of 100; (TFL) PTFE	
8	Valve Stem Seal Bulk	64	MV-1707 Std Only	Loc. Exhaust; Umbrella type; Carton of 100; (NTRL) Nitrile	
8	Valve Stem Seal Bulk	64	MV-1707 Std Only	Loc. Intake; Umbrella type; Carton of 100; (NTRL) Nitrile	
16	Keeper	64	VK-174 Std Only	Loc. Exh.; 4 groove	
16	Keeper	64	VK-174R Std Only	Loc. Exh.; 4 groove; Hardened	
16	Keeper	64	VK-66 Std Only	Loc. Int.; 2 groove	
16	Keeper	64	VK-66R Std Only	Loc. Int.; 2 groove; Hardened	
16	Keeper	64	VK-138A Std Only	Max. Perf. Eng.; 1 groove; Square cut key groove; Carton pack 24	
16	Keeper	64	VK-138 Std Only	Max. Perf. Eng.; 1 groove; Square cut key groove; Carton pack 32	
16	Keeper	64	VK-138R Std Only	Max. Perf. Eng.; 1 groove; Square cut key groove; Hardened	
16	Keeper, Bulk	64	VK-138B Std Only	Max. Perf. Eng.; 1 groove; Square cut key groove; Carton of 1000	
16	Spring Insert	64	259-103C Std Only	.015"; ID 1.030"; Carton of 100	
16	Spring Insert	64	259-103B Std Only	.030"; ID 1.030"; Carton of 100	
16	Spring Insert	64	259-103BRS Std Only	.030"; ID 1.030"; Carton of 500	
16	Spring Insert	64	259-202A Std Only	.060"; Carton of 100	
16	Spring Insert	64	259-103A Std Only	.060"; ID 1.030"; Carton of 100	
16	Spring Insert	64	259-103ARS Std Only	.060"; ID 1.030"; Carton of 500	
16	Spring Insert	64	259-202B Std Only	VINTAGE; .030"; Carton of 100	
BLOCK	1	Premium Set	64	E-233K Std-20-30-40-60	2-5/64, 1-3/16; Premium Moly
	1	Standard Set	64	E-233X Std-20-30-40-60	2-5/64, 1-3/16; Iron
	8	Repair Sleeve	64	SL-24Y Std Only	1/8" wall, must be cut to correct length
	8	Repair Sleeve	64	SL-24M Std Only	3/32" wall, must be cut to correct length
	1	Main Set	64	119M Std-10	Performance; 3/4 grooved; Tri-metal copper-lead
	1	Main Set	64	4924MA Std-10-20-30	VINTAGE; A-Series aluminum bearings ; Partial grooved; 3.624" max. flange OD
	1	Rod Set	64	8-7135CH Std-10	Performance
	1	Rod Set	64	8-2320CP Std-10-20-30-40-50	VINTAGE; 8-2320CA 60 avail. as unplated & resizeable
	1	Rod Set	64	8-2320CA 60 60	VINTAGE; Unplated & resizeable
	8	Rod Pair	64	2320CP Std-1-10-20-30-40-50	VINTAGE
1	Cam Set	64	2111M Std Only	Performance	

(continued on next page)

Chrysler Car (Incl. Chrysler, DeSoto, Dodge, Plymouth)

183 426 7.0L (6982cc) OHV V8 (16 Valve), 4.25" Bore (Chrysler Eng.), 2-4 Bbl. "Eng. Code V426" 1964
(cont.)

BLOCK	QTY	ENGINE BEARINGS	YEARS	PART NO.	DESCRIPTION	BLOCK
	1	(cont.) Cam Set	64	1453M Std Only	VINTAGE; Babbitt material; Full round design	
	1	OIL PUMP Oil Pump	64	224-43366A	VINTAGE; High Pressure; Use original cover plate on Engs. with canister oil filter	
	1	Oil Pump	64	224-4174V	VINTAGE; High-Volume; Use original cover plate on Engs. w/canister oil filter	
	1	Oil Pump	64	224-4174	VINTAGE; Use original cover plate on Engs. w/canister oil filter	
	1	Pump Repair Kit	64	224-5174	VINTAGE	
	1	Inter. Shaft	64	224-6174	VINTAGE	
	1	GASKETS Valley Pan Gasket Set	64	260-4035	Exc. Hemi eng.; Premium set; Performance manifold gskts. incl.	
	1	Valley Pan Gasket Set	64	260-4019	VINTAGE; Exc. Hemi eng.	
	1	FREEZE PLUGS Brass Block Plug Kit	64	381-8011	VINTAGE	
	1	Steel Block Plug Kit	64	381-4031	VINTAGE	
	1	Brass Deep Cup Freeze Plug	64	381-9001	VINTAGE; 1.625" Diameter	
	1	Steel Deep Cup Freeze Plug	64	381-3041	1.625" Diameter	
	1	Steel Deep Cup Freeze Plug	64	381-3084	2.141" Diameter	

184 440 7.2L (7212cc) OHV V8 (16 Valve), 4.32" Bore (Chrysler Eng.), 4 Bbl. "VIN K" 1969-1966

VALVE TRAIN	QTY	TIMING	YEARS	PART NO.	DESCRIPTION	VALVE TRAIN
	1	3 Piece Set	69	KT3-168SA	Plymouth Fury Sport, Fury I Base, Fury II Base, Fury III Base; VINTAGE; Hi-Perf.; 3 bolt cam; Incl. rlr. type chain; (1) 222-168; (1) 223-339; (1) 223-340A	
	1	3 Piece Set	69	KT3-168SA	Chrysler 300 Base, Imperial Crown, LeBaron, New Yorker Base, Town & Country Base; VINTAGE; Hi-Perf.; Incl. rlr. type chain; (1) 222-168; (1) 223-339; (1) 223-340A	
	1	3 Piece Set	69	KT3-168SA	Dodge Monaco Base, Polara 500, Base; VINTAGE; Hi-Perf.; Racing Eng.; Incl. rlr. type chain; (1) 222-168; (1) 223-339; (1) 223-340A	
	1	3 Piece Set	69	KT3-168S	Dodge Monaco Base, Polara 500, Base; VINTAGE; Hi-Perf.; Racing Eng.; Single Cam Bolt; Incl. rlr. type chain; (1) 222-168; (1) 223-339; (1) 223-380	
	1	3 Piece Set	69	KT3-168S	Plymouth Fury Sport, Fury I Base, Fury II Base, Fury III Base; VINTAGE; Hi-Perf.; w/1 bolt cam sprocket mounting; Incl. rlr. type chain; (1) 222-168; (1) 223-339; (1) 223-380	
	1	3 Piece Set	69-66	KT3-501S	VINTAGE; Incl. silent type chain; 223-366 & 223-367 not sold separately; (1) 222-501; (1) 223-366; (1) 223-367	
	1	3 Piece Set	68	KT3-168SA	Plymouth Fury Custom Suburban, Sport, Sport Suburban, Suburban, Fury I Base, Fury II Base; VINTAGE; Hi-Perf.; 3 bolt cam; Incl. rlr. type chain; (1) 222-168; (1) 223-339; (1) 223-340A	
	1	3 Piece Set	68	KT3-168SA	Dodge Charger Base, R/T, Monaco 500, Polara 500; VINTAGE; Hi-Perf.; Racing Eng.; Incl. rlr. type chain; (1) 222-168; (1) 223-339; (1) 223-340A	
	1	3 Piece Set	68	KT3-168S	Dodge Charger Base, R/T, Monaco 500, Polara 500; VINTAGE; Hi-Perf.; Racing Eng.; Single Cam Bolt; Incl. rlr. type chain; (1) 222-168; (1) 223-339; (1) 223-380	
	1	3 Piece Set	68	KT3-168S	Plymouth Fury Custom Suburban, Sport, Sport Suburban, Suburban, Fury I Base, Fury II Base; VINTAGE; Hi-Perf.; w/1 bolt cam sprocket mounting; Incl. rlr. type chain; (1) 222-168; (1) 223-339; (1) 223-380	
	1	3 Piece Set	67	KT3-168SA	Plymouth Belvedere Base, Fury Base, GTX Base, Satellite Base, VIP Base; VINTAGE; Hi-Perf.; 3 bolt cam; Incl. rlr. type chain; (1) 222-168; (1) 223-339; (1) 223-340A	
	1	3 Piece Set	67	KT3-168SA	Dodge Charger R/T, Monaco Base, Polara Base; VINTAGE; Hi-Perf.; Racing Eng.; Incl. rlr. type chain; (1) 222-168; (1) 223-339; (1) 223-340A	
	1	3 Piece Set	67	KT3-168S	Dodge Charger R/T, Monaco Base, Polara Base; VINTAGE; Hi-Perf.; Racing Eng.; Single Cam Bolt; Incl. rlr. type chain; (1) 222-168; (1) 223-339; (1) 223-380	
	1	3 Piece Set	67	KT3-168S	Plymouth Belvedere Base, Fury Base, GTX Base, Satellite Base, VIP Base; VINTAGE; Hi-Perf.; w/1 bolt cam sprocket mounting; Incl. rlr. type chain; (1) 222-168; (1) 223-339; (1) 223-380	

(continued on next page)

Chrysler Car (Incl. Chrysler, DeSoto, Dodge, Plymouth)

440 7.2L (7212cc) OHV V8 (16 Valve), 4.32" Bore (Chrysler Eng.), 4 Bbl. "VIN K" 1969-1966 184
(cont.)

QTY	TIMING (cont.)	YEARS	PART NO.	DESCRIPTION
1	Timing Chain	69	222-168	Chrysler 300 Base, Imperial Crown, LeBaron, New Yorker Base, Town & Country Base I Plymouth Fury Sport, Fury I Base, Fury II Base, Fury III Base; Hi-Perf.; Double rlr.; 66 Links
1	Timing Chain	69	222-168	Dodge Monaco Base, Polara 500, Base; Hi-Perf.; Racing Eng.; Double rlr.; 66 Links
1	Timing Chain	69-66	222-501	Silent type; 50 Links
1	Timing Chain	68	222-168	Plymouth Fury Custom Suburban, Sport, Sport Suburban, Suburban, Fury I Base, Fury II Base; Hi-Perf.; Double rlr.; 66 Links
1	Timing Chain	68	222-168	Dodge Charger Base, R/T, Monaco 500, Polara 500; Hi-Perf.; Racing Eng.; Double rlr.; 66 Links
1	Timing Chain	67	222-168	Plymouth Belvedere Base, Fury Base, GTX Base, Satellite Base, VIP Base; Hi-Perf.; Double rlr.; 66 Links
1	Timing Chain	67	222-168	Dodge Charger R/T, Monaco Base, Polara Base; Hi-Perf.; Racing Eng.; Double rlr.; 66 Links
QTY	CAMSHAFT/LIFTER	YEARS	PART NO.	DESCRIPTION
1	Camshaft	69-66	CS-327	VINTAGE; Hydraulic, (050) Duration at .050 Lobe Lift, 209 Exh., 206 Int., 113 Degrees Lobe Separation
1	Prelube		55-403 Std Only	1.5 oz. packet
1	Prelube		55-400 Std Only	4 oz. bottle; 1.5 oz. packet No. 55-403 also avail.
16	Lifter	69-68	HT-976 Std Only	VINTAGE; Hyd.; w/single groove
16	Lifter	67-66	HT-812 Std Only	VINTAGE; Hyd.; 1.830" - 1.860" Length
16	Lifter, Bulk	69-68	HT-976B Std Only	VINTAGE; Hyd.; w/single groove; Carton of 117
16	Lifter, Bulk	67-66	HT-812B Std Only	VINTAGE; Hyd.; Carton of 117; 1.830" - 1.860" Length
QTY	PUSH ROD	YEARS	PART NO.	DESCRIPTION
16	Push Rod	69-68	RP-3193 Std Only	VINTAGE; 9.3150" O.A.L.
16	Push Rod	69-68	RP-3221R Std Only	w/Oil hole; Chrome-Moly; 9.2950" O.A.L.
16	Push Rod	67-66	RP-3034 Std Only	VINTAGE; 9.3750" O.A.L.
16	Push Rod, Bulk	69-68	BRP-3193 Std Only	VINTAGE; Carton of 100; 9.3150" O.A.L.
QTY	ROCKER PARTS	YEARS	PART NO.	DESCRIPTION
8	Arm	69-66	R-829 Std Only	VINTAGE; Loc. L.H.
8	Arm	69-66	R-828 Std Only	VINTAGE; Loc. R.H.
2	Rocker Shaft	69-66	RS-612 Std Only	VINTAGE
QTY	VALVE	YEARS	PART NO.	DESCRIPTION
8	Exhaust	69-68	V-1900 Std Only	4 groove; Chrome plated stem; 1.7400" Head Dia., 0.3717" Stem Dia., 4.8840" O.A.L.
8	Exhaust	67-66	V-1339 Std Only	VINTAGE; 1.5980" Head Dia., 0.3715" Stem Dia., 4.8900" O.A.L.
8	Intake	69-66	V-1386 Std Only	VINTAGE; 2.0800" Head Dia., 0.3725" Stem Dia., 4.8685" O.A.L.
QTY	VALVE SPRING	YEARS	PART NO.	DESCRIPTION
16	Spring	69-66	VS-673 Std Only	VINTAGE; 2.5800" Free Height
QTY	VALVE SEAL	YEARS	PART NO.	DESCRIPTION
8	Valve Stem Seal	69-66	ST-2002 Std Only	Loc. Exh.; Exc. Eng. w/double valve springs; Installation requires valve guide machining; (PLY) Polyacrylate
8	Valve Stem Seal	69-66	ST-2014 Std Only	Loc. Exh.; Use w/repair guide; Positive type; Installation requires valve guide machining; (TFL) PTFE
8	Valve Stem Seal	69-66	ST-2002 Std Only	Loc. Int.; Exc. Eng. w/double valve springs; Installation requires valve guide machining; (PLY) Polyacrylate
8	Valve Stem Seal	69-66	ST-2014 Std Only	Loc. Int.; Use w/repair guide; Positive type; Installation requires valve guide machining; (TFL) PTFE
8	Valve Stem Seal	69-66	MV-1707C Std Only	VINTAGE; Loc. Exhaust; Umbrella type; (NTRL) Nitrile
8	Valve Stem Seal	69-66	MV-1707C Std Only	VINTAGE; Loc. Intake; Umbrella type; (NTRL) Nitrile
8	Valve Stem Seal Bulk	69-66	ST-2002BC Std Only	Loc. Exh.; Exc. Eng. w/double valve springs; Positive type; Installation requires valve guide machining; Carton of 100; (PLY) Polyacrylate
8	Valve Stem Seal Bulk	69-66	ST-2014BC Std Only	Loc. Exh.; Use w/repair guide; Positive type; Installation requires valve guide machining; Carton of 100; (TFL) PTFE
8	Valve Stem Seal Bulk	69-66	MV-1707 Std Only	Loc. Exhaust; Umbrella type; Carton of 100; (NTRL) Nitrile
8	Valve Stem Seal Bulk	69-66	ST-2002BC Std Only	Loc. Int.; Exc. Eng. w/double valve springs; Positive type; Installation requires valve guide machining; Carton of 100; (PLY) Polyacrylate
8	Valve Stem Seal Bulk	69-66	ST-2014BC Std Only	Loc. Int.; Use w/repair guide; Positive type; Installation requires valve guide machining; Carton of 100; (TFL) PTFE
8	Valve Stem Seal Bulk	69-66	MV-1707 Std Only	Loc. Intake; Umbrella type; Carton of 100; (NTRL) Nitrile
QTY	VALVE SEAT	YEARS	PART NO.	DESCRIPTION
8	Seat	69-68	245-1875-1 Std Only	Loc. Exh.; 1.8810" OD, 1.6100" ID, 0.2485" Depth

VALVE TRAIN

VALVE TRAIN

(continued on next page)

Chrysler Car (Incl. Chrysler, DeSoto, Dodge, Plymouth)

184 440 7.2L (7212cc) OHV V8 (16 Valve), 4.32" Bore (Chrysler Eng.), 4 Bbl. "VIN K" 1969-1966

(cont.)

VALVE TRAIN	QTY	VALVE SEAT (cont.)	YEARS	PART NO.	DESCRIPTION	VALVE TRAIN
	8	Seat	69-68	245-1875-1N Std Only	Loc. Exh.; Premium Material; 1.8810" OD, 1.6100" ID, 0.2485" Depth	
	8	Seat	69-66	245-2250-1 Std Only	Loc. Int.; Machine ID to fit; 2.2555" OD, 1.9375" ID, 0.1855" Depth	
	8	Seat	67-66	245-1750-2 Std Only	Loc. Exh.; 1.7550" OD, 1.5000" ID, 0.2160" Depth	
	8	Seat	67-66	245-1750-2N Std Only	Loc. Exh.; Premium Material; 1.7550" OD, 1.5000" ID, 0.2160" Depth	
VALVE TRAIN	QTY	VALVE, MISC	YEARS	PART NO.	DESCRIPTION	VALVE TRAIN
	16	Keeper	69-66	VK-174 Std Only	Loc. Exh.; 4 groove	
	16	Keeper	69-66	VK-174R Std Only	Loc. Exh.; 4 groove; Hardened	
	16	Keeper	69-66	VK-66 Std Only	Loc. Int.; 2 groove	
	16	Keeper	69-66	VK-66R Std Only	Loc. Int.; 2 groove; Hardened	
	16	Spring Insert	69-66	259-103C Std Only	.015"; ID 1.030"; Carton of 100	
	16	Spring Insert	69-66	259-103B Std Only	.030"; ID 1.030"; Carton of 100	
	16	Spring Insert	69-66	259-103BRS Std Only	.030"; ID 1.030"; Carton of 500	
	16	Spring Insert	69-66	259-103A Std Only	.060"; ID 1.030"; Carton of 100	
	16	Spring Insert	69-66	259-103ARS Std Only	.060"; ID 1.030"; Carton of 500	
BLOCK	QTY	PISTON	YEARS	PART NO.	DESCRIPTION	BLOCK
	8	Cast Piston	69-66	350NP 30 30-40-60	VINTAGE; Cast; 1.0939" Pin Dia.; 2 Rings 5/64 Groove, 1 Ring 3/16 Groove, 1.990 CD, Flat Head	
	8	Cast Piston - Individual	69-66	W350NP 30 30-40-60	VINTAGE; Cast; 1.0939" Pin Dia.; 2 Rings 5/64 Groove, 1 Ring 3/16 Groove, 1.990 CD, Flat Head	
	8	POWERFORGED	67-66	L-2266F Std-30-40-60	Powerforged; 1.0939" Pin Dia.; 2 Rings 5/64 Groove, 1 Ring 3/16 Groove, 1.991 CD, Flat; DUROSHIELD® skirt coated piston	
	8	POWERFORGED Piston-Individual	67-66	WL-2266F Std-30-40-60	Powerforged; 1.0939" Pin Dia.; 2 Rings 5/64 Groove, 1 Ring 3/16 Groove, 1.991 CD, Flat; DUROSHIELD® skirt coated piston	
	1	POWERFORGED Piston Set w/Rings	67-66	8KL2266F 30 30-40-60	Powerforged	
	8	Pin	69-66	P-1940 Std-3	VINTAGE; 0.6340" Inside Dia., 1.0935" Outside Dia.	
BLOCK	QTY	RINGS	YEARS	PART NO.	DESCRIPTION	BLOCK
	1	Premium Set	69-66	E-424K Std-20-30-40-60	VINTAGE; 2-5/64, 1-3/16; Premium Moly	
	1	Standard Set	69-66	E-424X Std-30-40-60	VINTAGE; 2-5/64, 1-3/16; Iron	
BLOCK	QTY	ENGINE BEARINGS	YEARS	PART NO.	DESCRIPTION	BLOCK
	1	Main Set	69-66	119M Std-10	Performance; 3/4 grooved; Tri-metal copper-lead	
	1	Main Set	69-66	4924MA Std-10-20-30	VINTAGE; A-Series aluminum bearings ; Partial grooved; 3.624" max. flange OD	
	1	Rod Set	69-66	8-7135CH Std-10	Performance	
	1	Rod Set	69-66	8-2320CP Std-10-20-30-40-50	VINTAGE; 8-2320CA 60 avail. as unplated & resizeable	
	1	Rod Set	69-66	8-2320CA 60 60	VINTAGE; Unplated & resizeable	
	8	Rod Pair	69-66	2320CP Std-1-10-20-30-40-50	VINTAGE	
	1	Cam Set	69-66	2111M Std Only	Performance	
	1	Cam Set	69-66	1453M Std Only	VINTAGE; Babbitt material; Full round design	
BLOCK	QTY	OIL PUMP	YEARS	PART NO.	DESCRIPTION	BLOCK
	1	Oil Pump	69-66	224-43366A	VINTAGE; High Pressure; Use original cover plate on Eng. with canister oil filter	
	1	Oil Pump	69-66	224-4174V	VINTAGE; High-Volume; Use original cover plate on Eng. w/canister oil filter	
	1	Oil Pump	69-66	224-4174	VINTAGE; Use original cover plate on Eng. w/canister oil filter	
	1	Pump Repair Kit	69-66	224-5174	VINTAGE	
	1	Inter. Shaft	69-66	224-6174	VINTAGE	
	1	Screen Assy.	69-67	224-15055	VINTAGE	
BLOCK	QTY	GASKETS	YEARS	PART NO.	DESCRIPTION	BLOCK
	1	Kit Gasket Set	69-66	260-1001	VINTAGE; Int. manifold gskt. not incl.; Premium valve stem seals incl.	
	1	Valley Pan Gasket Set	69-66	260-4035	Premium set; Performance manifold gskts. incl.	
	1	Valley Pan Gasket Set	69-66	260-4019	VINTAGE	
BLOCK	QTY	FREEZE PLUGS	YEARS	PART NO.	DESCRIPTION	BLOCK
	1	Brass Block Plug Kit	69-66	381-8011	VINTAGE	
	1	Steel Block Plug Kit	69-66	381-4031	VINTAGE	
	1	Brass Deep Cup Freeze Plug	69-66	381-9001	VINTAGE; 1.625" Diameter	
	1	Steel Deep Cup Freeze Plug	69-66	381-3041	1.625" Diameter	
	1	Steel Deep Cup Freeze Plug	69-66	381-3084	2.141" Diameter	

185 440 7.2L (7212cc) OHV V8 (16 Valve), 4.32" Bore (Chrysler Eng.), 4 Bbl. "VIN L" 1969-1966

BLOCK	QTY	TIMING	YEARS	PART NO.	DESCRIPTION	BLOCK
	1	3 Piece Set	69-66	KT3-168SA	VINTAGE; Hi-Perf.; 3 bolt cam; Incl. rlr. type chain; (1) 222-168; (1) 223-339; (1) 223-340A	

(continued on next page)

Chrysler Car (Incl. Chrysler, DeSoto, Dodge, Plymouth)

440 7.2L (7212cc) OHV V8 (16 Valve), 4.32" Bore (Chrysler Eng.), 4 Bbl. "VIN L" 1969-1966 185
(cont.)

QTY	TIMING (cont.)	YEARS	PART NO.	DESCRIPTION
1	3 Piece Set	69	KT3-168SA	Chrysler 300 Base, New Yorker Base, Newport Base, Custom; VINTAGE; Hi-Perf.; Incl. rlr. type chain; (1) 222-168; (1) 223-339; (1) 223-340A
1	3 Piece Set	69	KT3-168SA	Dodge Coronet R/T; VINTAGE; Hi-Perf.; Racing Eng.; 3 bolt cam; Incl. rlr. type chain; (1) 222-168; (1) 223-339; (1) 223-340A
1	3 Piece Set	69-66	KT3-168SA	VINTAGE; Hi-Perf.; Racing Eng.; Incl. rlr. type chain; (1) 222-168; (1) 223-339; (1) 223-340A
1	3 Piece Set	69-66	KT3-168S	VINTAGE; Hi-Perf.; Racing Eng.; Single Cam Bolt; Incl. rlr. type chain; (1) 222-168; (1) 223-339; (1) 223-380
1	3 Piece Set	69-66	KT3-168S	VINTAGE; Hi-Perf.; w/1 bolt cam sprocket mounting; Incl. rlr. type chain; (1) 222-168; (1) 223-339; (1) 223-380
1	3 Piece Set	68-66	KT3-501S	VINTAGE; Incl. silent type chain; 223-366 & 223-367 not sold separately; (1) 222-501; (1) 223-366; (1) 223-367
1	Timing Chain	69	222-168	Chrysler 300 Base, New Yorker Base, Newport Base, Custom I Plymouth Fury VIP, GTX Base; Hi-Perf.; Double rlr.; 66 Links
1	Timing Chain	69-66	222-168	Hi-Perf.; Racing Eng.; Double rlr.; 66 Links
1	Timing Chain	68	222-168	Plymouth Fury VIP, Fury III Base, GTX Base; Hi-Perf.; Double rlr.; 66 Links
1	Timing Chain	68-66	222-501	Silent type; 50 Links
1	Timing Chain	67	222-168	Plymouth Fury Base; Hi-Perf.; Double rlr.; 66 Links
QTY	CAMSHAFT/LIFTER	YEARS	PART NO.	DESCRIPTION
1	Camshaft	69-66	CS-327	VINTAGE; Hydraulic, (050) Duration at .050 Lobe Lift, 209 Exh., 206 Int., 113 Degrees Lobe Separation
1	Prelube		55-403 Std Only	1.5 oz. packet
1	Prelube		55-400 Std Only	4 oz. bottle; 1.5 oz. packet No. 55-403 also avail.
16	Lifter	69-68	HT-976 Std Only	VINTAGE; Hyd.; w/single groove
16	Lifter	67-66	HT-812 Std Only	VINTAGE; Hyd.; 1.830" - 1.860" Length
16	Lifter, Bulk	69-68	HT-976B Std Only	VINTAGE; Hyd.; w/single groove; Carton of 117
16	Lifter, Bulk	67-66	HT-812B Std Only	VINTAGE; Hyd.; Carton of 117; 1.830" - 1.860" Length
QTY	PUSH ROD	YEARS	PART NO.	DESCRIPTION
16	Push Rod	69-68	RP-3193 Std Only	VINTAGE; 9.3150" O.A.L.
16	Push Rod	69-68	RP-3221R Std Only	w/Oil hole; Chrome-Moly; 9.2950" O.A.L.
16	Push Rod	67-66	RP-3034 Std Only	VINTAGE; 9.3750" O.A.L.
16	Push Rod, Bulk	69-68	BRP-3193 Std Only	VINTAGE; Carton of 100; 9.3150" O.A.L.
QTY	ROCKER PARTS	YEARS	PART NO.	DESCRIPTION
8	Arm	69-66	R-829 Std Only	VINTAGE; Loc. L.H.
8	Arm	69-66	R-828 Std Only	VINTAGE; Loc. R.H.
2	Rocker Shaft	69-66	RS-612 Std Only	VINTAGE
QTY	VALVE	YEARS	PART NO.	DESCRIPTION
8	Exhaust	69-68	V-1900 Std Only	4 groove; Chrome plated stem; 1.7400" Head Dia., 0.3717" Stem Dia., 4.8840" O.A.L.
8	Exhaust	67-66	V-1339 Std Only	VINTAGE; 1.5980" Head Dia., 0.3715" Stem Dia., 4.8900" O.A.L.
8	Intake	69-66	V-1386 Std Only	VINTAGE; 2.0800" Head Dia., 0.3725" Stem Dia., 4.8685" O.A.L.
QTY	VALVE SPRING	YEARS	PART NO.	DESCRIPTION
16	Spring	69-66	VS-673 Std Only	VINTAGE; 2.5800" Free Height
QTY	VALVE SEAL	YEARS	PART NO.	DESCRIPTION
8	Valve Stem Seal	69-66	ST-2002 Std Only	Loc. Exh.; Exc. Eng. w/double valve springs; Installation requires valve guide machining; (PLY) Polyacrylate
8	Valve Stem Seal	69-66	ST-2014 Std Only	Loc. Exh.; Use w/repair guide; Positive type; Installation requires valve guide machining; (TFL) PTFE
8	Valve Stem Seal	69-66	ST-2002 Std Only	Loc. Int.; Exc. Eng. w/double valve springs; Installation requires valve guide machining; (PLY) Polyacrylate
8	Valve Stem Seal	69-66	ST-2014 Std Only	Loc. Int.; Use w/repair guide; Positive type; Installation requires valve guide machining; (TFL) PTFE
8	Valve Stem Seal	69-66	MV-1707C Std Only	VINTAGE; Loc. Exhaust; Umbrella type; (NTRL) Nitrile
8	Valve Stem Seal	69-66	MV-1707C Std Only	VINTAGE; Loc. Intake; Umbrella type; (NTRL) Nitrile
8	Valve Stem Seal Bulk	69-66	ST-2002BC Std Only	Loc. Exh.; Exc. Eng. w/double valve springs; Positive type; Installation requires valve guide machining; Carton of 100; (PLY) Polyacrylate
8	Valve Stem Seal Bulk	69-66	ST-2014BC Std Only	Loc. Exh.; Use w/repair guide; Positive type; Installation requires valve guide machining; Carton of 100; (TFL) PTFE
8	Valve Stem Seal Bulk	69-66	MV-1707 Std Only	Loc. Exhaust; Umbrella type; Carton of 100; (NTRL) Nitrile
8	Valve Stem Seal Bulk	69-66	ST-2002BC Std Only	Loc. Int.; Exc. Eng. w/double valve springs; Positive type; Installation requires valve guide machining; Carton of 100; (PLY) Polyacrylate

VALVE TRAIN

VALVE TRAIN

(continued on next page)

Chrysler Car (Incl. Chrysler, DeSoto, Dodge, Plymouth)

185 440 7.2L (7212cc) OHV V8 (16 Valve), 4.32" Bore (Chrysler Eng.), 4 Bbl. "VIN L" 1969-1966
(cont.)

QTY	VALVE SEAL (cont.)	YEARS	PART NO.	DESCRIPTION
8	Valve Stem Seal Bulk	69-66	ST-2014BC Std Only	Loc. Int.; Use w/repair guide; Positive type; Installation requires valve guide machining; Carton of 100; (TFL) PTFE
8	Valve Stem Seal Bulk	69-66	MV-1707 Std Only	Loc. Intake; Umbrella type; Carton of 100; (NTRL) Nitrile
QTY	VALVE SEAT	YEARS	PART NO.	DESCRIPTION
8	Seat	69-68	245-1875-1 Std Only	Loc. Exh.; 1.8810" OD, 1.6100" ID, 0.2485" Depth
8	Seat	69-68	245-1875-1N Std Only	Loc. Exh.; Premium Material; 1.8810" OD, 1.6100" ID, 0.2485" Depth
8	Seat	69-66	245-2250-1 Std Only	Loc. Int.; Machine ID to fit; 2.2555" OD, 1.9375" ID, 0.1855" Depth
8	Seat	67-66	245-1750-2 Std Only	Loc. Exh.; 1.7550" OD, 1.5000" ID, 0.2160" Depth
8	Seat	67-66	245-1750-2N Std Only	Loc. Exh.; Premium Material; 1.7550" OD, 1.5000" ID, 0.2160" Depth
QTY	VALVE, MISC	YEARS	PART NO.	DESCRIPTION
16	Keeper	69-66	VK-174 Std Only	Loc. Exh.; 4 groove
16	Keeper	69-66	VK-174R Std Only	Loc. Exh.; 4 groove; Hardened
16	Keeper	69-66	VK-66 Std Only	Loc. Int.; 2 groove
16	Keeper	69-66	VK-66R Std Only	Loc. Int.; 2 groove; Hardened
16	Spring Insert	69-66	259-103C Std Only	.015"; ID 1.030"; Carton of 100
16	Spring Insert	69-66	259-103B Std Only	.030"; ID 1.030"; Carton of 100
16	Spring Insert	69-66	259-103BRS Std Only	.030"; ID 1.030"; Carton of 500
16	Spring Insert	69-66	259-103A Std Only	.060"; ID 1.030"; Carton of 100
16	Spring Insert	69-66	259-103ARS Std Only	.060"; ID 1.030"; Carton of 500
QTY	PISTON	YEARS	PART NO.	DESCRIPTION
8	Cast Piston	69-66	350NP 30 30-40-60	VINTAGE; Cast; 1.0939" Pin Dia.; 2 Rings 5/64 Groove, 1 Ring 3/16 Groove, 1.990 CD, Flat Head
8	Cast Piston - Individual	69-66	W350NP 30 30-40-60	VINTAGE; Cast; 1.0939" Pin Dia.; 2 Rings 5/64 Groove, 1 Ring 3/16 Groove, 1.990 CD, Flat Head
8	POWERFORGED	67-66	L-2266F Std-30-40-60	Powerforged; 1.0939" Pin Dia.; 2 Rings 5/64 Groove, 1 Ring 3/16 Groove, 1.991 CD, Flat; DUROSHIELD® skirt coated piston
8	POWERFORGED Piston-Individual	67-66	WL-2266F Std-30-40-60	Powerforged; 1.0939" Pin Dia.; 2 Rings 5/64 Groove, 1 Ring 3/16 Groove, 1.991 CD, Flat; DUROSHIELD® skirt coated piston
1	POWERFORGED Piston Set w/Rings	67-66	8KL2266F 30 30-40-60	Powerforged
8	Pin	69-66	P-1940 Std-3	VINTAGE; 0.6340" Inside Dia., 1.0935" Outside Dia.
QTY	RINGS	YEARS	PART NO.	DESCRIPTION
1	Premium Set	69-66	E-424K Std-20-30-40-60	VINTAGE; 2-5/64, 1-3/16; Premium Moly
1	Standard Set	69-66	E-424X Std-30-40-60	VINTAGE; 2-5/64, 1-3/16; Iron
QTY	ENGINE BEARINGS	YEARS	PART NO.	DESCRIPTION
1	Main Set	69-66	119M Std-10	Performance; 3/4 grooved; Tri-metal copper-lead
1	Main Set	69-66	4924MA Std-10-20-30	VINTAGE; A-Series aluminum bearings ; Partial grooved; 3.624" max. flange OD
1	Rod Set	69-66	8-7135CH Std-10	Performance
1	Rod Set	69-66	8-2320CP Std-10-20-30-40-50	VINTAGE; 8-2320CA 60 avail. as unplated & resizeable
1	Rod Set	69-66	8-2320CA 60 60	VINTAGE; Unplated & resizeable
8	Rod Pair	69-66	2320CP Std-1-10-20-30-40-50	VINTAGE
1	Cam Set	69-66	2111M Std Only	Performance
1	Cam Set	69-66	1453M Std Only	VINTAGE; Babbitt material; Full round design
QTY	OIL PUMP	YEARS	PART NO.	DESCRIPTION
1	Oil Pump	69-66	224-43366A	VINTAGE; High Pressure; Use original cover plate on Eng. with canister oil filter
1	Oil Pump	69-66	224-4174V	VINTAGE; High-Volume; Use original cover plate on Eng. w/canister oil filter
1	Oil Pump	69-66	224-4174	VINTAGE; Use original cover plate on Eng. w/canister oil filter
1	Pump Repair Kit	69-66	224-5174	VINTAGE
1	Inter. Shaft	69-66	224-6174	VINTAGE
1	Screen Assy.	69	224-15055	Chrysler New Yorker Base, Newport Base Dodge Charger 500, Base Plymouth Fury VIP; VINTAGE
1	Screen Assy.	68	224-15055	Chrysler New Yorker Base Dodge Coronet 440, Monaco Base; VINTAGE
1	Screen Assy.	67	224-15055	Dodge Charger Base, Coronet Base Plymouth Fury Base; VINTAGE
QTY	GASKETS	YEARS	PART NO.	DESCRIPTION
1	Kit Gasket Set	69-66	260-1001	VINTAGE; Int. manifold gskt. not incl.; Premium valve stem seals incl.
1	Valley Pan Gasket Set	69-66	260-4035	Premium set; Performance manifold gskts. incl.
1	Valley Pan Gasket Set	69-66	260-4019	VINTAGE

(continued on next page)

Chrysler Car (Incl. Chrysler, DeSoto, Dodge, Plymouth)

440 7.2L (7212cc) OHV V8 (16 Valve), 4.32" Bore (Chrysler Eng.), 4 Bbl. "VIN L" 1969-1966 **185**
(cont.)

QTY	FREEZE PLUGS	YEARS	PART NO.	DESCRIPTION
1	Brass Block Plug Kit	69-66	381-8011	VINTAGE
1	Steel Block Plug Kit	69-66	381-4031	VINTAGE
1	Brass Deep Cup Freeze Plug	69-66	381-9001	VINTAGE; 1.625" Diameter
1	Steel Deep Cup Freeze Plug	69-66	381-3041	1.625" Diameter
1	Steel Deep Cup Freeze Plug	69-66	381-3084	2.141" Diameter

440 7.2L (7212cc) OHV V8 (16 Valve), 4.32" Bore (Chrysler Eng.), 3-2 Bbl. "VIN M" 1969 **186**

QTY	TIMING	YEARS	PART NO.	DESCRIPTION
1	3 Piece Set	69	KT3-501S	VINTAGE; Incl. silent type chain; 223-366 & 223-367 not sold separately; (1) 222-501; (1) 223-366; (1) 223-367
1	3 Piece Set	69	KT3-168S	VINTAGE; w/1 bolt cam sprocket mounting; Incl. rlr. type chain; (1) 222-168; (1) 223-339; (1) 223-380
1	3 Piece Set	69	KT3-168SA	VINTAGE; w/3 bolt cam sprocket mounting; Incl. rlr. type chain; (1) 222-168; (1) 223-339; (1) 223-340A
1	Timing Chain	69	222-168	Double rlr.; 66 Links
1	Timing Chain	69	222-501	Silent type; 50 Links
QTY	CAMSHAFT/LIFTER	YEARS	PART NO.	DESCRIPTION
16	Lifter	69	HT-976 Std Only	VINTAGE; Hyd.; w/single groove
16	Lifter, Bulk	69	HT-976B Std Only	VINTAGE; Hyd.; w/single groove; Carton of 117
QTY	PUSH ROD	YEARS	PART NO.	DESCRIPTION
16	Push Rod	69	RP-3193 Std Only	VINTAGE; 9.3150" O.A.L.
16	Push Rod	69	RP-3221R Std Only	w/Oil hole; Chrome-Moly; 9.2950" O.A.L.
16	Push Rod, Bulk	69	BRP-3193 Std Only	VINTAGE; Carton of 100; 9.3150" O.A.L.
QTY	ROCKER PARTS	YEARS	PART NO.	DESCRIPTION
8	Arm	69	R-829 Std Only	VINTAGE; Loc. L.H.
8	Arm	69	R-828 Std Only	VINTAGE; Loc. R.H.
2	Rocker Shaft	69	RS-612 Std Only	VINTAGE
QTY	VALVE	YEARS	PART NO.	DESCRIPTION
8	Exhaust	69	V-1900 Std Only	4 groove; Chrome plated stem; 1.7400" Head Dia., 0.3717" Stem Dia., 4.8840" O.A.L.
8	Intake	69	V-1386 Std Only	VINTAGE; 2.0800" Head Dia., 0.3725" Stem Dia., 4.8685" O.A.L.
QTY	VALVE SPRING	YEARS	PART NO.	DESCRIPTION
16	Spring	69	VS-673 Std Only	VINTAGE; 2.5800" Free Height
QTY	VALVE SEAL	YEARS	PART NO.	DESCRIPTION
8	Valve Stem Seal	69	ST-2002 Std Only	Loc. Exh.; Exc. Eng. w/double valve springs; Installation requires valve guide machining; (PLY) Polyacrylate
8	Valve Stem Seal	69	ST-2014 Std Only	Loc. Exh.; Use w/repair guide; Positive type; Installation requires valve guide machining; (TFL) PTFE
8	Valve Stem Seal	69	ST-2002 Std Only	Loc. Int.; Exc. Eng. w/double valve springs; Installation requires valve guide machining; (PLY) Polyacrylate
8	Valve Stem Seal	69	ST-2014 Std Only	Loc. Int.; Use w/repair guide; Positive type; Installation requires valve guide machining; (TFL) PTFE
8	Valve Stem Seal	69	MV-1707C Std Only	VINTAGE; Loc. Exhaust; Umbrella type; (NTRL) Nitrile
8	Valve Stem Seal	69	MV-1707C Std Only	VINTAGE; Loc. Intake; Umbrella type; (NTRL) Nitrile
8	Valve Stem Seal Bulk	69	ST-2002BC Std Only	Loc. Exh.; Exc. Eng. w/double valve springs; Positive type; Installation requires valve guide machining; Carton of 100; (PLY) Polyacrylate
8	Valve Stem Seal Bulk	69	ST-2014BC Std Only	Loc. Exh.; Use w/repair guide; Positive type; Installation requires valve guide machining; Carton of 100; (TFL) PTFE
8	Valve Stem Seal Bulk	69	MV-1707 Std Only	Loc. Exhaust; Umbrella type; Carton of 100; (NTRL) Nitrile
8	Valve Stem Seal Bulk	69	ST-2002BC Std Only	Loc. Int.; Exc. Eng. w/double valve springs; Positive type; Installation requires valve guide machining; Carton of 100; (PLY) Polyacrylate
8	Valve Stem Seal Bulk	69	ST-2014BC Std Only	Loc. Int.; Use w/repair guide; Positive type; Installation requires valve guide machining; Carton of 100; (TFL) PTFE
8	Valve Stem Seal Bulk	69	MV-1707 Std Only	Loc. Intake; Umbrella type; Carton of 100; (NTRL) Nitrile
QTY	VALVE SEAT	YEARS	PART NO.	DESCRIPTION
8	Seat	69	245-1875-1 Std Only	Loc. Exh.; 1.8810" OD, 1.6100" ID, 0.2485" Depth
8	Seat	69	245-1875-1N Std Only	Loc. Exh.; Premium Material; 1.8810" OD, 1.6100" ID, 0.2485" Depth
8	Seat	69	245-2250-1 Std Only	Loc. Int.; Machine ID to fit; 2.2555" OD, 1.9375" ID, 0.1855" Depth
QTY	VALVE, MISC	YEARS	PART NO.	DESCRIPTION
16	Keeper	69	VK-174 Std Only	Loc. Exh.; 4 groove
16	Keeper	69	VK-174R Std Only	Loc. Exh.; 4 groove; Hardened
16	Keeper	69	VK-66 Std Only	Loc. Int.; 2 groove

VALVE TRAIN

VALVE TRAIN

(continued on next page)

Chrysler Car (Incl. Chrysler, DeSoto, Dodge, Plymouth)

186 440 7.2L (7212cc) OHV V8 (16 Valve), 4.32" Bore (Chrysler Eng.), 3-2 Bbl. "VIN M" 1969
(cont.)

QTY	VALVE, MISC (cont.)	YEARS	PART NO.	DESCRIPTION
16	Keeper	69	VK-66R Std Only	Loc. Int.; 2 groove; Hardened
16	Spring Insert	69	259-103C Std Only	.015"; ID 1.030"; Carton of 100
16	Spring Insert	69	259-103B Std Only	.030"; ID 1.030"; Carton of 100
16	Spring Insert	69	259-103BRS Std Only	.030"; ID 1.030"; Carton of 500
16	Spring Insert	69	259-103A Std Only	.060"; ID 1.030"; Carton of 100
16	Spring Insert	69	259-103ARS Std Only	.060"; ID 1.030"; Carton of 500
QTY	PISTON	YEARS	PART NO.	DESCRIPTION
8	Pin	69	P-1940 Std-3	VINTAGE; 0.6340" Inside Dia., 1.0935" Outside Dia.
QTY	RINGS	YEARS	PART NO.	DESCRIPTION
1	Premium Set	69	E-424K Std-20-30-40-60	VINTAGE; 2-5/64, 1-3/16; Premium Moly
1	Standard Set	69	E-424X Std-30-40-60	VINTAGE; 2-5/64, 1-3/16; Iron
QTY	ENGINE BEARINGS	YEARS	PART NO.	DESCRIPTION
1	Main Set	69	119M Std-10	Performance; 3/4 grooved; Tri-metal copper-lead
1	Main Set	69	4924MA Std-10-20-30	VINTAGE; A-Series aluminum bearings; Partial grooved; 3.624" max. flange OD
1	Rod Set	69	8-7135CH Std-10	Performance
1	Rod Set	69	8-2320CP Std-10-20-30-40-50	VINTAGE; 8-2320CA 60 avail. as unplated & resizeable
1	Rod Set	69	8-2320CA 60 60	VINTAGE; Unplated & resizeable
8	Rod Pair	69	2320CP Std-1-10-20-30-40-50	VINTAGE
1	Cam Set	69	2111M Std Only	Performance
1	Cam Set	69	1453M Std Only	VINTAGE; Babbitt material; Full round design
QTY	OIL PUMP	YEARS	PART NO.	DESCRIPTION
1	Oil Pump	69	224-43366A	VINTAGE; High Pressure; Use original cover plate on Eng. with canister oil filter
1	Oil Pump	69	224-4174V	VINTAGE; High-Volume; Use original cover plate on Eng. w/canister oil filter
1	Oil Pump	69	224-4174	VINTAGE; Use original cover plate on Eng. w/canister oil filter
1	Pump Repair Kit	69	224-5174	VINTAGE
1	Inter. Shaft	69	224-6174	VINTAGE
1	Screen Assy.	69	224-15055	Plymouth Road Runner Base; VINTAGE
QTY	GASKETS	YEARS	PART NO.	DESCRIPTION
1	Kit Gasket Set	69	260-1001	VINTAGE; Int. manifold gskt. not incl.; Premium valve stem seals incl.
1	Valley Pan Gasket Set	69	260-4035	Premium set; Performance manifold gskts. incl.
1	Valley Pan Gasket Set	69	260-4019	VINTAGE
QTY	FREEZE PLUGS	YEARS	PART NO.	DESCRIPTION
1	Brass Block Plug Kit	69	381-8011	VINTAGE
1	Steel Block Plug Kit	69	381-4031	VINTAGE
1	Brass Deep Cup Freeze Plug	69	381-9001	VINTAGE; 1.625" Diameter
1	Steel Deep Cup Freeze Plug	69	381-3041	1.625" Diameter
1	Steel Deep Cup Freeze Plug	69	381-3084	2.141" Diameter

187 440 7.2L (7212cc) OHV V8 (16 Valve), 4.32" Bore (Chrysler Eng.), 4 Bbl. "VIN T" 1978-1970

QTY	TIMING	YEARS	PART NO.	DESCRIPTION
1	3 Piece Set	78-70	KT3-168S	VINTAGE; Hi-Perf.; Racing Eng.; Single Cam Bolt; Incl. rlr. type chain; (1) 222-168; (1) 223-339; (1) 223-380
1	3 Piece Set	78-70	KT3-501S	VINTAGE; Incl. silent type chain; 223-366 & 223-367 not sold separately; (1) 222-501; (1) 223-366; (1) 223-367
1	3 Piece Set	74-70	KT3-168SA	VINTAGE; Hi-Perf.; Incl. rlr. type chain; (1) 222-168; (1) 223-339; (1) 223-340A
1	3 Piece Set	74-70	KT3-168SA	VINTAGE; Hi-Perf.; Racing Eng.; Incl. rlr. type chain; (1) 222-168; (1) 223-339; (1) 223-340A
1	3 Piece Set	74	KT3-168S	Plymouth Fury Custom Suburban, Police, Sport Suburban, Fury II Base, Fury III Base, Gran Fury Base; VINTAGE; Hi-Perf.; w/1 bolt cam sprocket mounting; Incl. rlr. type chain; (1) 222-168; (1) 223-339; (1) 223-380
1	3 Piece Set	73-72	KT3-168S	Plymouth Fury Custom Suburban, Sport Suburban, Suburban, Fury I Base, Fury II Base, Fury III Base, Gran Fury Base; VINTAGE; Hi-Perf.; w/1 bolt cam sprocket mounting; Incl. rlr. type chain; (1) 222-168; (1) 223-339; (1) 223-380
1	3 Piece Set	72	KT3-168SA	Plymouth Fury Custom Suburban, Sport Suburban, Suburban, Fury I Base, Fury II Base, Fury III Base, Gran Fury Base; VINTAGE; Hi-Perf.; 3 bolt cam; Incl. rlr. type chain; (1) 222-168; (1) 223-339; (1) 223-340A
1	3 Piece Set	71-70	KT3-168SA	Plymouth Fury Custom Suburban, Sport, Sport Suburban, Suburban, Fury I Base, Fury II Base, Fury III Base; VINTAGE; Hi-Perf.; 3 bolt cam; Incl. rlr. type chain; (1) 222-168; (1) 223-339; (1) 223-340A

(continued on next page)

Chrysler Car (Incl. Chrysler, DeSoto, Dodge, Plymouth)

440 7.2L (7212cc) OHV V8 (16 Valve), 4.32" Bore (Chrysler Eng.), 4 Bbl. "VIN T" 1978-1970 187
(cont.)

QTY	TIMING (cont.)	YEARS	PART NO.	DESCRIPTION
1	3 Piece Set	71-70	KT3-168S	Plymouth Fury Custom Suburban, Sport, Sport Suburban, Suburban, Fury I Base, Fury II Base, Fury III Base; VINTAGE; Hi-Perf.; w/1 bolt cam sprocket mounting; Incl. rlr. type chain; (1) 222-168; (1) 223-339; (1) 223-380
1	Timing Chain	78-75	222-168	Hi-Perf.; Racing Eng.; Single Cam Bolt; Double rlr.; 66 Links
1	Timing Chain	78-70	222-501	Silent type; 50 Links
1	Timing Chain	74-70	222-168	Hi-Perf.; Double rlr.; 66 Links
1	Timing Chain	74-70	222-168	Hi-Perf.; Racing Eng.; Double rlr.; 66 Links
1	Timing Chain	74	222-168	Dodge Monaco Base, Brougham, Custom; Hi-Perf.; Racing Eng.; Single Cam Bolt; Double rlr.; 66 Links
1	Timing Chain	73	222-168	Dodge Monaco Base, Polara Base, Custom; Hi-Perf.; Racing Eng.; Single Cam Bolt; Double rlr.; 66 Links
QTY	CAMSHAFT/LIFTER	YEARS	PART NO.	DESCRIPTION
1	Camshaft	78-70	CS-327	VINTAGE; Hydraulic, (050) Duration at .050 Lobe Lift, 209 Exh., 206 Int., 113 Degrees Lobe Separation
1	Prelube		55-403 Std Only	1.5 oz. packet
1	Prelube		55-400 Std Only	4 oz. bottle; 1.5 oz. packet No. 55-403 also avail.
16	Lifter	78-70	HT-976 Std Only	VINTAGE; Hyd.; w/single groove
16	Lifter, Bulk	78-70	HT-976B Std Only	VINTAGE; Hyd.; w/single groove; Carton of 117
QTY	PUSH ROD	YEARS	PART NO.	DESCRIPTION
16	Push Rod	78-70	RP-3193 Std Only	VINTAGE; 9.3150" O.A.L.
16	Push Rod	78-70	RP-3221R Std Only	w/Oil hole; Chrome-Moly; 9.2950" O.A.L.
16	Push Rod, Bulk	78-70	BRP-3193 Std Only	VINTAGE; Carton of 100; 9.3150" O.A.L.
QTY	ROCKER PARTS	YEARS	PART NO.	DESCRIPTION
8	Arm	78-70	R-829 Std Only	VINTAGE; Loc. L.H.
8	Arm	78-70	R-828 Std Only	VINTAGE; Loc. R.H.
2	Rocker Shaft	78-70	RS-612 Std Only	VINTAGE
QTY	VALVE	YEARS	PART NO.	DESCRIPTION
8	Exhaust	78-70	V-1900 Std Only	4 groove; Chrome plated stem; 1.7400" Head Dia., 0.3717" Stem Dia., 4.8840" O.A.L.
8	Intake	78-70	V-1386 Std Only	VINTAGE; 2.0800" Head Dia., 0.3725" Stem Dia., 4.8685" O.A.L.
QTY	VALVE SEAL	YEARS	PART NO.	DESCRIPTION
8	Valve Stem Seal	78-70	ST-2002 Std Only	Loc. Exh.; Exc. Eng. w/double valve springs; Installation requires valve guide machining; (PLY) Polyacrylate
8	Valve Stem Seal	78-76	MV-1918 Std Only	Loc. Exh.; Umbrella type; (VTN) Viton®
8	Valve Stem Seal	78-70	ST-2014 Std Only	Loc. Exh.; Use w/repair guide; Positive type; Installation requires valve guide machining; (TFL) PTFE
8	Valve Stem Seal	78-70	ST-2002 Std Only	Loc. Int.; Exc. Eng. w/double valve springs; Installation requires valve guide machining; (PLY) Polyacrylate
8	Valve Stem Seal	78-73	ST-2048 Std Only	Loc. Int.; O.E. design; Positive type; (VTN) Viton®
8	Valve Stem Seal	78-70	ST-2014 Std Only	Loc. Int.; Use w/repair guide; Positive type; Installation requires valve guide machining; (TFL) PTFE
8	Valve Stem Seal	75-73	MV-1707C Std Only	VINTAGE; Loc. Exh.; Umbrella type; (NTRL) Nitrile
8	Valve Stem Seal	72-70	MV-1707C Std Only	VINTAGE; Loc. Exhaust; Umbrella type; (NTRL) Nitrile
8	Valve Stem Seal	72-70	MV-1707C Std Only	VINTAGE; Loc. Intake; Umbrella type; (NTRL) Nitrile
8	Valve Stem Seal Bulk	78-70	ST-2002BC Std Only	Loc. Exh.; Exc. Eng. w/double valve springs; Positive type; Installation requires valve guide machining; Carton of 100; (PLY) Polyacrylate
8	Valve Stem Seal Bulk	78-70	ST-2014BC Std Only	Loc. Exh.; Use w/repair guide; Positive type; Installation requires valve guide machining; Carton of 100; (TFL) PTFE
8	Valve Stem Seal Bulk	78-70	ST-2002BC Std Only	Loc. Int.; Exc. Eng. w/double valve springs; Positive type; Installation requires valve guide machining; Carton of 100; (PLY) Polyacrylate
8	Valve Stem Seal Bulk	78-70	ST-2014BC Std Only	Loc. Int.; Use w/repair guide; Positive type; Installation requires valve guide machining; Carton of 100; (TFL) PTFE
8	Valve Stem Seal Bulk	75-73	MV-1707 Std Only	Loc. Exh.; Umbrella type; Carton of 100; (NTRL) Nitrile
8	Valve Stem Seal Bulk	72-70	MV-1707 Std Only	Loc. Exhaust; Umbrella type; Carton of 100; (NTRL) Nitrile
8	Valve Stem Seal Bulk	72-70	MV-1707 Std Only	Loc. Intake; Umbrella type; Carton of 100; (NTRL) Nitrile
QTY	VALVE SEAT	YEARS	PART NO.	DESCRIPTION
8	Seat	78-70	245-1875-1 Std Only	Loc. Exh.; 1.8810" OD, 1.6100" ID, 0.2485" Depth
8	Seat	78-70	245-1875-1N Std Only	Loc. Exh.; Premium Material; 1.8810" OD, 1.6100" ID, 0.2485" Depth
8	Seat	78-70	245-2250-1 Std Only	Loc. Int.; Machine ID to fit; 2.2555" OD, 1.9375" ID, 0.1855" Depth
QTY	VALVE, MISC	YEARS	PART NO.	DESCRIPTION
16	Keeper	78-70	VK-174 Std Only	Loc. Exh.; 4 groove
16	Keeper	78-70	VK-174R Std Only	Loc. Exh.; 4 groove; Hardened

VALVE TRAIN

VALVE TRAIN

(continued on next page)

Chrysler Car (Incl. Chrysler, DeSoto, Dodge, Plymouth)

187 440 7.2L (7212cc) OHV V8 (16 Valve), 4.32" Bore (Chrysler Eng.), 4 Bbl. "VIN T" 1978-1970
(cont.)

QTY	VALVE, MISC (cont.)	YEARS	PART NO.	DESCRIPTION
16	Keeper	78-70	VK-66 Std Only	Loc. Int.; 2 groove
16	Keeper	78-70	VK-66R Std Only	Loc. Int.; 2 groove; Hardened
16	Spring Insert	78-70	259-103C Std Only	.015"; ID 1.030"; Carton of 100
16	Spring Insert	78-70	259-103B Std Only	.030"; ID 1.030"; Carton of 100
16	Spring Insert	78-70	259-103BRS Std Only	.030"; ID 1.030"; Carton of 500
16	Spring Insert	78-70	259-103A Std Only	.060"; ID 1.030"; Carton of 100
16	Spring Insert	78-70	259-103ARS Std Only	.060"; ID 1.030"; Carton of 500
QTY	PISTON	YEARS	PART NO.	DESCRIPTION
8	Cast Piston	78-72	424NP Std-20-30-40-60	VINTAGE; Cast; 1.0939" Pin Dia.; 2 Rings 5/64 Groove, 1 Ring 3/16 Groove, 1.912 CD, Flat Head - 8.0:1 C.R.
8	Cast Piston - Individual	78-72	W424NP Std-30	VINTAGE; Cast; 1.0939" Pin Dia.; 2 Rings 5/64 Groove, 1 Ring 3/16 Groove, 1.912 CD, Flat Head - 8.0:1 C.R.
8	POWERFORGED	70	L-2266F Std-30-40-60	Powerforged; 1.0939" Pin Dia.; 2 Rings 5/64 Groove, 1 Ring 3/16 Groove, 1.991 CD, Flat; DUROSHIELD® skirt coated piston
8	POWERFORGED Piston-Individual	70	WL-2266F Std-30-40-60	Powerforged; 1.0939" Pin Dia.; 2 Rings 5/64 Groove, 1 Ring 3/16 Groove, 1.991 CD, Flat; DUROSHIELD® skirt coated piston
1	POWERFORGED Piston Set w/Rings	70	8KL2266F 30 30-40-60	Powerforged
8	Pin	78-70	P-1940 Std-3	VINTAGE; 0.6340" Inside Dia., 1.0935" Outside Dia.
QTY	RINGS	YEARS	PART NO.	DESCRIPTION
1	Premium Set	78-70	E-424K Std-20-30-40-60	VINTAGE; 2-5/64, 1-3/16; Premium Moly
1	Standard Set	78-70	E-424X Std-30-40-60	VINTAGE; 2-5/64, 1-3/16; Iron
QTY	ENGINE BEARINGS	YEARS	PART NO.	DESCRIPTION
1	Main Set	78-70	119M Std-10	Performance; 3/4 grooved; Tri-metal copper-lead
1	Main Set	78-74	5025MA Std-10-20-30	VINTAGE; A-Series aluminum bearings ; Partial grooved; 3.930" max. flange OD
1	Main Set	74-70	4924MA Std-10-20-30	VINTAGE; A-Series aluminum bearings ; Partial grooved; 3.624" max. flange OD
1	Rod Set	78-70	8-7135CH Std-10	Performance
1	Rod Set	78-70	8-2320CP Std-10-20-30-40-50	VINTAGE; 8-2320CA 60 avail. as unplated & resizeable
1	Rod Set	78-70	8-2320CA 60 60	VINTAGE; Unplated & resizeable
8	Rod Pair	78-70	2320CP Std-1-10-20-30-40-50	VINTAGE
1	Cam Set	78-70	2111M Std Only	Performance
1	Cam Set	78-70	1453M Std Only	VINTAGE; Babbitt material; Full round design
1	Cam Set	70	2111M Std Only	Plymouth Fury S-23
QTY	OIL PUMP	YEARS	PART NO.	DESCRIPTION
1	Oil Pump	78-70	224-43366A	VINTAGE; High Pressure; Use original cover plate on Eng. with canister oil filter
1	Oil Pump	78-70	224-4174V	VINTAGE; High-Volume; Use original cover plate on Eng. w/canister oil filter
1	Oil Pump	78-70	224-4174	VINTAGE; Use original cover plate on Eng. w/canister oil filter
1	Pump Repair Kit	78-70	224-5174	VINTAGE
1	Inter. Shaft	78-70	224-6174	VINTAGE
1	Screen Assy.	70	224-15055	Chrysler Imperial Crown, LeBaron, New Yorker Base, Newport Base, Town & Country Base Dodge Charger Base, Coronet Base, Monaco Base Plymouth Fury Suburban; VINTAGE
QTY	GASKETS	YEARS	PART NO.	DESCRIPTION
1	Kit Gasket Set	78-76	260-1001	VINTAGE; Exc. Hi-Perf. eng.; Int. manifold gskt. not incl.; Premium valve stem seals incl.
1	Kit Gasket Set	78-76	260-1043	VINTAGE; Hi-Perf. eng.; Int. manifold gskt. not incl.; Premium valve stem seals incl.
1	Kit Gasket Set	75-70	260-1001	VINTAGE; Int. manifold gskt. not incl.; Premium valve stem seals incl.
1	Valley Pan Gasket Set	78-70	260-4035	Premium set; Performance manifold gskts. incl.
1	Valley Pan Gasket Set	78-70	260-4019	VINTAGE
QTY	FREEZE PLUGS	YEARS	PART NO.	DESCRIPTION
1	Brass Block Plug Kit	78-70	381-8011	VINTAGE
1	Steel Block Plug Kit	78-70	381-4031	VINTAGE
1	Brass Deep Cup Freeze Plug	78-70	381-9001	VINTAGE; 1.625" Diameter
1	Steel Deep Cup Freeze Plug	78-70	381-3041	1.625" Diameter
1	Steel Deep Cup Freeze Plug	78-70	381-3084	2.141" Diameter
1	Steel Shallow Cup Freeze Plug	70	381-2170	Plymouth Fury S-23; VINTAGE; 2.141" Diameter

188 440 7.2L (7212cc) OHV V8 (16 Valve), 4.32" Bore (Chrysler Eng.), 3-2 Bbl. "VIN V" 1972-1970

QTY	TIMING	YEARS	PART NO.	DESCRIPTION
1	3 Piece Set	72-70	KT3-501S	VINTAGE; Incl. silent type chain; 223-366 & 223-367 not sold separately; (1) 222-501; (1) 223-366; (1) 223-367

(continued on next page)

Chrysler Car (Incl. Chrysler, DeSoto, Dodge, Plymouth)

440 7.2L (7212cc) OHV V8 (16 Valve), 4.32" Bore (Chrysler Eng.), 3-2 Bbl. "VIN V" 1972-1970 188
(cont.)

QTY	TIMING (cont.)	YEARS	PART NO.	DESCRIPTION
1	3 Piece Set	72-70	KT3-168S	VINTAGE; w/1 bolt cam sprocket mounting; Incl. rlr. type chain; (1) 222-168; (1) 223-339; (1) 223-380
1	3 Piece Set	72-70	KT3-168SA	VINTAGE; w/3 bolt cam sprocket mounting; Incl. rlr. type chain; (1) 222-168; (1) 223-339; (1) 223-340A
1	Timing Chain	72-70	222-168	Double rlr.; 66 Links
1	Timing Chain	72-70	222-501	Silent type; 50 Links
QTY	CAMSHAFT/LIFTER	YEARS	PART NO.	DESCRIPTION
1	Camshaft	71-70	CS-327	VINTAGE; Hydraulic, (050) Duration at .050 Lobe Lift, 209 Exh., 206 Int., 113 Degrees Lobe Separation
1	Prelube		55-403 Std Only	1.5 oz. packet
1	Prelube		55-400 Std Only	4 oz. bottle; 1.5 oz. packet No. 55-403 also avail.
16	Lifter	72-71	HT-2011R Std Only	Speed-Pro Hi-Revolution Hyd.
16	Lifter	71-70	HT-976 Std Only	VINTAGE; Hyd.; w/single groove
16	Lifter	70	HT-2011R Std Only	Exc. Plymouth Fury Sport GT; Speed-Pro Hi-Revolution Hyd.
16	Lifter, Bulk	71-70	HT-976B Std Only	VINTAGE; Hyd.; w/single groove; Carton of 117
QTY	PUSH ROD	YEARS	PART NO.	DESCRIPTION
16	Push Rod	72-70	RP-3193 Std Only	VINTAGE; 9.3150" O.A.L.
16	Push Rod	72-70	RP-3221R Std Only	w/Oil hole; Chrome-Moly; 9.2950" O.A.L.
16	Push Rod, Bulk	72-70	BRP-3193 Std Only	VINTAGE; Carton of 100; 9.3150" O.A.L.
QTY	ROCKER PARTS	YEARS	PART NO.	DESCRIPTION
8	Arm	72-70	R-829 Std Only	VINTAGE; Loc. L.H.
8	Arm	72-70	R-828 Std Only	VINTAGE; Loc. R.H.
2	Rocker Shaft	72-70	RS-612 Std Only	VINTAGE
QTY	VALVE	YEARS	PART NO.	DESCRIPTION
8	Exhaust	72-70	V-1900 Std Only	4 groove; Chrome plated stem; 1.7400" Head Dia., 0.3717" Stem Dia., 4.8840" O.A.L.
8	Intake	71-70	V-1386 Std Only	VINTAGE; 2.0800" Head Dia., 0.3725" Stem Dia., 4.8685" O.A.L.
QTY	VALVE SPRING	YEARS	PART NO.	DESCRIPTION
16	Spring	72-70	VS-701 Std Only	VINTAGE; Incl. damper; 2.1500" Free Height
16	Spring	71-70	VS-675 Std Only	VINTAGE; Incl. damper; 2.2300" Free Height
QTY	VALVE SEAL	YEARS	PART NO.	DESCRIPTION
8	Valve Stem Seal	72-70	ST-2002 Std Only	Loc. Exh.; Exc. Eng. w/double valve springs; Installation requires valve guide machining; (PLY) Polyacrylate
8	Valve Stem Seal	72-70	ST-2014 Std Only	Loc. Exh.; Use w/repair guide; Positive type; Installation requires valve guide machining; (TFL) PTFE
8	Valve Stem Seal	72-70	ST-2002 Std Only	Loc. Int.; Exc. Eng. w/double valve springs; Installation requires valve guide machining; (PLY) Polyacrylate
8	Valve Stem Seal	72-70	ST-2014 Std Only	Loc. Int.; Use w/repair guide; Positive type; Installation requires valve guide machining; (TFL) PTFE
8	Valve Stem Seal	72-70	MV-1707C Std Only	VINTAGE; Loc. Exhaust; Umbrella type; (NTRL) Nitrile
8	Valve Stem Seal	72-70	MV-1707C Std Only	VINTAGE; Loc. Intake; Umbrella type; (NTRL) Nitrile
8	Valve Stem Seal Bulk	72-70	ST-2002BC Std Only	Loc. Exh.; Exc. Eng. w/double valve springs; Positive type; Installation requires valve guide machining; Carton of 100; (PLY) Polyacrylate
8	Valve Stem Seal Bulk	72-70	ST-2014BC Std Only	Loc. Exh.; Use w/repair guide; Positive type; Installation requires valve guide machining; Carton of 100; (TFL) PTFE
8	Valve Stem Seal Bulk	72-70	MV-1707 Std Only	Loc. Exhaust; Umbrella type; Carton of 100; (NTRL) Nitrile
8	Valve Stem Seal Bulk	72-70	ST-2002BC Std Only	Loc. Int.; Exc. Eng. w/double valve springs; Positive type; Installation requires valve guide machining; Carton of 100; (PLY) Polyacrylate
8	Valve Stem Seal Bulk	72-70	ST-2014BC Std Only	Loc. Int.; Use w/repair guide; Positive type; Installation requires valve guide machining; Carton of 100; (TFL) PTFE
8	Valve Stem Seal Bulk	72-70	MV-1707 Std Only	Loc. Intake; Umbrella type; Carton of 100; (NTRL) Nitrile
QTY	VALVE SEAT	YEARS	PART NO.	DESCRIPTION
8	Seat	72-70	245-1875-1 Std Only	Loc. Exh.; 1.8810" OD, 1.6100" ID, 0.2485" Depth
8	Seat	72-70	245-1875-1N Std Only	Loc. Exh.; Premium Material; 1.8810" OD, 1.6100" ID, 0.2485" Depth
8	Seat	72-70	245-2250-1 Std Only	Loc. Int.; Machine ID to fit; 2.2555" OD, 1.9375" ID, 0.1855" Depth
QTY	VALVE, MISC	YEARS	PART NO.	DESCRIPTION
16	Keeper	72-70	VK-174 Std Only	Loc. Exh.; 4 groove
16	Keeper	72-70	VK-174R Std Only	Loc. Exh.; 4 groove; Hardened
16	Keeper	72-70	VK-138A Std Only	Loc. Int.; 1 groove; Square cut key groove; Carton pack 24
16	Keeper	72-70	VK-138 Std Only	Loc. Int.; 1 groove; Square cut key groove; Carton pack 32
16	Keeper	72-70	VK-138R Std Only	Loc. Int.; 1 groove; Square cut key groove; Hardened
16	Keeper	71-70	VK-66 Std Only	Loc. Int.; 2 groove

VALVE TRAIN

VALVE TRAIN

(continued on next page)

Chrysler Car (Incl. Chrysler, DeSoto, Dodge, Plymouth)

188 440 7.2L (7212cc) OHV V8 (16 Valve), 4.32" Bore (Chrysler Eng.), 3-2 Bbl. "VIN V" 1972-1970
(cont.)

QTY	VALVE, MISC (cont.)	YEARS	PART NO.	DESCRIPTION
16	Keeper	71-70	VK-66R Std Only	Loc. Int.; 2 groove; Hardened
16	Keeper, Bulk	72-70	VK-138B Std Only	Loc. Int.; 1 groove; Square cut key groove; Carton of 1000
16	Spring Insert	72-70	259-103C Std Only	.015"; ID 1.030"; Carton of 100
16	Spring Insert	72-70	259-103B Std Only	.030"; ID 1.030"; Carton of 100
16	Spring Insert	72-70	259-103BRS Std Only	.030"; ID 1.030"; Carton of 500
16	Spring Insert	72-70	259-103A Std Only	.060"; ID 1.030"; Carton of 100
16	Spring Insert	72-70	259-103ARS Std Only	.060"; ID 1.030"; Carton of 500
QTY	PISTON	YEARS	PART NO.	DESCRIPTION
8	Cast Piston	71-70	350NP 30 30-40-60	VINTAGE; Cast; 1.0939" Pin Dia.; 2 Rings 5/64 Groove, 1 Ring 3/16 Groove, 1.990 CD, Flat Head
8	Cast Piston - Individual	71-70	W350NP 30 30-40-60	VINTAGE; Cast; 1.0939" Pin Dia.; 2 Rings 5/64 Groove, 1 Ring 3/16 Groove, 1.990 CD, Flat Head
8	POWERFORGED	72-70	L-2355F Std-30-40-60	Powerforged; 1.0939" Pin Dia.; 2 Rings 5/64 Groove, 1 Ring 3/16 Groove, 2.061 CD, Flat, 4 reliefs; DUROSHIELD® skirt coated piston
8	POWERFORGED Piston-Individual	72-70	WL-2355F Std-30-40-60	Powerforged; 1.0939" Pin Dia.; 2 Rings 5/64 Groove, 1 Ring 3/16 Groove, 2.061 CD, Flat, 4 reliefs; DUROSHIELD® skirt coated piston
1	POWERFORGED Piston Set w/Rings	72-70	8KL2355F 30 30-40-60	Powerforged
8	Pin	72-70	P-1940 Std-3	VINTAGE; 0.6340" Inside Dia., 1.0935" Outside Dia.
QTY	RINGS	YEARS	PART NO.	DESCRIPTION
1	Premium Set	72-70	E-424K Std-20-30-40-60	VINTAGE; 2-5/64, 1-3/16; Premium Moly
1	Standard Set	72-70	E-424X Std-30-40-60	VINTAGE; 2-5/64, 1-3/16; Iron
QTY	ENGINE BEARINGS	YEARS	PART NO.	DESCRIPTION
1	Main Set	72-71	119M Std-10	Performance; 3/4 grooved; Tri-metal copper-lead
1	Main Set	72-70	4924MA Std-10-20-30	VINTAGE; A-Series aluminum bearings ; Partial grooved; 3.624" max. flange OD
1	Main Set	70	119M Std-10	Exc. Plymouth Fury Sport GT; Performance; 3/4 grooved; Tri-metal copper-lead
1	Rod Set	72-70	8-7135CH Std-10	Performance
1	Rod Set	72-70	8-2320CP Std-10-20-30-40-50	VINTAGE; 8-2320CA 60 avail. as unplated & resizeable
1	Rod Set	72-70	8-2320CA 60 60	VINTAGE; Unplated & resizeable
8	Rod Pair	72-70	2320CP Std-1-10-20-30-40-50	VINTAGE
1	Cam Set	72	2111M Std Only	Performance
1	Cam Set	72-70	1453M Std Only	VINTAGE; Babbitt material; Full round design
1	Cam Set	71	2111M Std Only	Exc. Plymouth Fury Sport GT; Performance
1	Cam Set	70	2111M Std Only	Performance
QTY	OIL PUMP	YEARS	PART NO.	DESCRIPTION
1	Oil Pump	72-70	224-43366A	VINTAGE; High Pressure; Use original cover plate on Eng. with canister oil filter
1	Oil Pump	72-70	224-4174V	VINTAGE; High-Volume; Use original cover plate on Eng. w/canister oil filter
1	Oil Pump	72-70	224-4174	VINTAGE; Use original cover plate on Eng. w/canister oil filter
1	Pump Repair Kit	72-70	224-5174	VINTAGE
1	Inter. Shaft	72-70	224-6174	VINTAGE
1	Screen Assy.	71-70	224-15055	VINTAGE
QTY	GASKETS	YEARS	PART NO.	DESCRIPTION
1	Kit Gasket Set	72-70	260-1001	VINTAGE; Int. manifold gskt. not incl.; Premium valve stem seals incl.
1	Valley Pan Gasket Set	72-70	260-4035	Premium set; Performance manifold gskts. incl.
1	Valley Pan Gasket Set	72-70	260-4019	VINTAGE
QTY	FREEZE PLUGS	YEARS	PART NO.	DESCRIPTION
1	Brass Block Plug Kit	72-70	381-8011	VINTAGE
1	Steel Block Plug Kit	72-70	381-4031	VINTAGE
1	Brass Deep Cup Freeze Plug	72-70	381-9001	VINTAGE; 1.625" Diameter
1	Steel Deep Cup Freeze Plug	72-70	381-3041	1.625" Diameter
1	Steel Deep Cup Freeze Plug	72-70	381-3084	2.141" Diameter

189 440 7.2L (7212cc) OHV V8 (16 Valve), 4.32" Bore (Chrysler Eng.), 4 Bbl. "Eng. Code B440" 1966

QTY	TIMING	YEARS	PART NO.	DESCRIPTION
1	3 Piece Set	66	KT3-501S	VINTAGE; Incl. silent type chain; 223-366 & 223-367 not sold separately; (1) 222-501; (1) 223-366; (1) 223-367
1	Timing Chain	66	222-501	Silent type; 50 Links
QTY	CAMSHAFT/LIFTER	YEARS	PART NO.	DESCRIPTION
1	Camshaft	66	CS-327	VINTAGE; Hydraulic, (050) Duration at .050 Lobe Lift, 209 Exh., 206 Int., 113 Degrees Lobe Separation
1	Prelube		55-403 Std Only	1.5 oz. packet
1	Prelube		55-400 Std Only	4 oz. bottle; 1.5 oz. packet No. 55-403 also avail.

(continued on next page)

Chrysler Car (Incl. Chrysler, DeSoto, Dodge, Plymouth)

440 7.2L (7212cc) OHV V8 (16 Valve), 4.32" Bore (Chrysler Eng.), 4 Bbl. "Eng. Code B440" 1966 189
(cont.)

	CAMSHAFT/LIFTER	YEARS	PART NO.	DESCRIPTION
QTY	(cont.)			
	16 Lifter	66	HT-812 Std Only	VINTAGE; Hyd.; 1.830" - 1.860" Length
16	Lifter, Bulk	66	HT-812B Std Only	VINTAGE; Hyd.; Carton of 117; 1.830" - 1.860" Length
QTY	PUSH ROD	YEARS	PART NO.	DESCRIPTION
16	Push Rod	66	RP-3034 Std Only	VINTAGE; 9.3750" O.A.L.
QTY	ROCKER PARTS	YEARS	PART NO.	DESCRIPTION
8	Arm	66	R-829 Std Only	VINTAGE; Loc. L.H.
8	Arm	66	R-828 Std Only	VINTAGE; Loc. R.H.
2	Rocker Shaft	66	RS-612 Std Only	VINTAGE
QTY	VALVE	YEARS	PART NO.	DESCRIPTION
8	Exhaust	66	V-1339 Std Only	VINTAGE; 1.5980" Head Dia., 0.3715" Stem Dia., 4.8900" O.A.L.
8	Intake	66	V-1386 Std Only	VINTAGE; 2.0800" Head Dia., 0.3725" Stem Dia., 4.8685" O.A.L.
QTY	VALVE SPRING	YEARS	PART NO.	DESCRIPTION
16	Spring	66	VS-673 Std Only	VINTAGE; 2.5800" Free Height
QTY	VALVE SEAL	YEARS	PART NO.	DESCRIPTION
8	Valve Stem Seal	66	ST-2002 Std Only	Loc. Exh.; Exc. Eng. w/double valve springs; Installation requires valve guide machining; (PLY) Polyacrylate
8	Valve Stem Seal	66	ST-2014 Std Only	Loc. Exh.; Use w/repair guide; Positive type; Installation requires valve guide machining; (TFL) PTFE
8	Valve Stem Seal	66	ST-2002 Std Only	Loc. Int.; Exc. Eng. w/double valve springs; Installation requires valve guide machining; (PLY) Polyacrylate
8	Valve Stem Seal	66	ST-2014 Std Only	Loc. Int.; Use w/repair guide; Positive type; Installation requires valve guide machining; (TFL) PTFE
8	Valve Stem Seal	66	MV-1707C Std Only	VINTAGE; Loc. Exhaust; Umbrella type; (NTRL) Nitrile
8	Valve Stem Seal	66	MV-1707C Std Only	VINTAGE; Loc. Intake; Umbrella type; (NTRL) Nitrile
8	Valve Stem Seal Bulk	66	ST-2002BC Std Only	Loc. Exh.; Exc. Eng. w/double valve springs; Positive type; Installation requires valve guide machining; Carton of 100; (PLY) Polyacrylate
8	Valve Stem Seal Bulk	66	ST-2014BC Std Only	Loc. Exh.; Use w/repair guide; Positive type; Installation requires valve guide machining; Carton of 100; (TFL) PTFE
8	Valve Stem Seal Bulk	66	MV-1707 Std Only	Loc. Exhaust; Umbrella type; Carton of 100; (NTRL) Nitrile
8	Valve Stem Seal Bulk	66	ST-2002BC Std Only	Loc. Int.; Exc. Eng. w/double valve springs; Positive type; Installation requires valve guide machining; Carton of 100; (PLY) Polyacrylate
8	Valve Stem Seal Bulk	66	ST-2014BC Std Only	Loc. Int.; Use w/repair guide; Positive type; Installation requires valve guide machining; Carton of 100; (TFL) PTFE
8	Valve Stem Seal Bulk	66	MV-1707 Std Only	Loc. Intake; Umbrella type; Carton of 100; (NTRL) Nitrile
QTY	VALVE SEAT	YEARS	PART NO.	DESCRIPTION
8	Seat	66	245-1750-2 Std Only	Loc. Exh.; 1.7550" OD, 1.5000" ID, 0.2160" Depth
8	Seat	66	245-1750-2N Std Only	Loc. Exh.; Premium Material; 1.7550" OD, 1.5000" ID, 0.2160" Depth
8	Seat	66	245-2250-1 Std Only	Loc. Int.; Machine ID to fit; 2.2555" OD, 1.9375" ID, 0.1855" Depth
QTY	VALVE, MISC	YEARS	PART NO.	DESCRIPTION
16	Keeper	66	VK-174 Std Only	Loc. Exh.; 4 groove
16	Keeper	66	VK-174R Std Only	Loc. Exh.; 4 groove; Hardened
16	Keeper	66	VK-66 Std Only	Loc. Int.; 2 groove
16	Keeper	66	VK-66R Std Only	Loc. Int.; 2 groove; Hardened
16	Spring Insert	66	259-103C Std Only	.015"; ID 1.030"; Carton of 100
16	Spring Insert	66	259-103B Std Only	.030"; ID 1.030"; Carton of 100
16	Spring Insert	66	259-103BRS Std Only	.030"; ID 1.030"; Carton of 500
16	Spring Insert	66	259-103A Std Only	.060"; ID 1.030"; Carton of 100
16	Spring Insert	66	259-103ARS Std Only	.060"; ID 1.030"; Carton of 500
QTY	PISTON	YEARS	PART NO.	DESCRIPTION
8	Cast Piston	66	350NP 30 30-40-60	VINTAGE; Cast; 1.0939" Pin Dia.; 2 Rings 5/64 Groove, 1 Ring 3/16 Groove, 1.990 CD, Flat Head
8	Cast Piston - Individual	66	W350NP 30 30-40-60	VINTAGE; Cast; 1.0939" Pin Dia.; 2 Rings 5/64 Groove, 1 Ring 3/16 Groove, 1.990 CD, Flat Head
8	POWERFORGED	66	L-2266F Std-30-40-60	Chrysler New Yorker Base Plymouth Belvedere Base, Fury Base, VIP Base; Performance; Powerforged; 1.0939" Pin Dia.; 2 Rings 5/64 Groove, 1 Ring 3/16 Groove, 1.991 CD, Flat; DUROSHIELD® skirt coated piston
8	POWERFORGED	66	L-2266F Std-30-40-60	Powerforged; 1.0939" Pin Dia.; 2 Rings 5/64 Groove, 1 Ring 3/16 Groove, 1.991 CD, Flat; DUROSHIELD® skirt coated piston

(continued on next page)

Chrysler Car (Incl. Chrysler, DeSoto, Dodge, Plymouth)

189 440 7.2L (7212cc) OHV V8 (16 Valve), 4.32" Bore (Chrysler Eng.), 4 Bbl. "Eng. Code B440" 1966

(cont.)

BLOCK		QTY	PISTON (cont.)	YEARS	PART NO.	DESCRIPTION	
		8	POWERFORGED Piston-Individual	66	WL-2266F	Std-30-40-60	Chrysler New Yorker Base Plymouth Belvedere Base, Fury Base, VIP Base; Performance; Powerforged; 1.0939" Pin Dia.; 2 Rings 5/64 Groove, 1 Ring 3/16 Groove, 1.991 CD, Flat; DUROSHIELD® skirt coated piston
8	POWERFORGED Piston-Individual	66	WL-2266F	Std-30-40-60	Powerforged; 1.0939" Pin Dia.; 2 Rings 5/64 Groove, 1 Ring 3/16 Groove, 1.991 CD, Flat; DUROSHIELD® skirt coated piston		
1	POWERFORGED Piston Set w/Rings	66	8KL2266F 30	30-40-60	Chrysler 300 Base, New Yorker Base Plymouth Belvedere Base, Fury Base, VIP Base; Performance; Powerforged		
1	POWERFORGED Piston Set w/Rings	66	8KL2266F 30	30-40-60	Powerforged		
8	Pin	66	P-1940	Std-3	VINTAGE; 0.6340" Inside Dia., 1.0935" Outside Dia.		
BLOCK		QTY	RINGS	YEARS	PART NO.	DESCRIPTION	
		1	Premium Set	66	E-424K	Std-20-30-40-60	VINTAGE; 2-5/64, 1-3/16; Premium Moly
1	Standard Set	66	E-424X	Std-30-40-60	VINTAGE; 2-5/64, 1-3/16; Iron		
BLOCK		QTY	ENGINE BEARINGS	YEARS	PART NO.	DESCRIPTION	
		1	Main Set	66	119M	Std-10	Performance; 3/4 grooved; Tri-metal copper-lead
		1	Main Set	66	4924MA	Std-10-20-30	VINTAGE; A-Series aluminum bearings; Partial grooved; 3.624" max. flange OD
		1	Rod Set	66	8-7135CH	Std-10	Performance
		1	Rod Set	66	8-2320CP	Std-10-20-30-40-50	VINTAGE; 8-2320CA 60 avail. as unplated & resizeable
		1	Rod Set	66	8-2320CA 60	60	VINTAGE; Unplated & resizeable
		8	Rod Pair	66	2320CP	Std-1-10-20-30-40-50	VINTAGE
		1	Cam Set	66	2111M	Std Only	Performance
		1	Cam Set	66	1453M	Std Only	VINTAGE; Babbitt material; Full round design
		BLOCK		QTY	OIL PUMP	YEARS	PART NO.
1	Oil Pump			66	224-43366A	VINTAGE; High Pressure; Use original cover plate on Engs. with canister oil filter	
1	Oil Pump			66	224-4174V	VINTAGE; High-Volume; Use original cover plate on Engs. w/canister oil filter	
1	Oil Pump			66	224-4174	VINTAGE; Use original cover plate on Engs. w/canister oil filter	
1	Pump Repair Kit Inter. Shaft			66	224-5174	VINTAGE	
1		66	224-6174	VINTAGE			
BLOCK		QTY	GASKETS	YEARS	PART NO.	DESCRIPTION	
		1	Kit Gasket Set	66	260-1001	VINTAGE; Int. manifold gskt. not incl.; Premium valve stem seals incl.	
		1	Valley Pan Gasket Set	66	260-4035	Premium set; Performance manifold gskts. incl.	
1	Valley Pan Gasket Set	66	260-4019	VINTAGE			
BLOCK		QTY	FREEZE PLUGS	YEARS	PART NO.	DESCRIPTION	
		1	Brass Block Plug Kit	66	381-8011	VINTAGE	
		1	Steel Block Plug Kit	66	381-4031	VINTAGE	
		1	Brass Deep Cup Freeze Plug	66	381-9001	VINTAGE; 1.625" Diameter	
		1	Steel Deep Cup Freeze Plug	66	381-3041	1.625" Diameter	
		1	Steel Deep Cup Freeze Plug	66	381-3084	2.141" Diameter	

190 440 7.2L (7212cc) OHV V8 (16 Valve), 4.32" Bore (Chrysler Eng.), 4 Bbl. "Eng. Code C440" 1967

VALVE TRAIN		QTY	TIMING	YEARS	PART NO.	DESCRIPTION	
		1	3 Piece Set	67	KT3-501S	VINTAGE; Incl. silent type chain; 223-366 & 223-367 not sold separately; (1) 222-501; (1) 223-366; (1) 223-367	
1	Timing Chain	67	222-501	Silent type; 50 Links			
VALVE TRAIN		QTY	CAMSHAFT/LIFTER	YEARS	PART NO.	DESCRIPTION	
		1	Camshaft	67	CS-327	VINTAGE; Hydraulic, (050) Duration at .050 Lobe Lift, 209 Exh., 206 Int., 113 Degrees Lobe Separation	
		1	Prelube		55-403	Std Only	1.5 oz. packet
		1	Prelube		55-400	Std Only	4 oz. bottle; 1.5 oz. packet No. 55-403 also avail.
		16	Lifter	67	HT-812	Std Only	VINTAGE; Hyd.; 1.830" - 1.860" Length
		16	Lifter, Bulk	67	HT-812B	Std Only	VINTAGE; Hyd.; Carton of 117; 1.830" - 1.860" Length
VALVE TRAIN		QTY	PUSH ROD	YEARS	PART NO.	DESCRIPTION	
		16	Push Rod	67	RP-3034	Std Only	VINTAGE; 9.3750" O.A.L.
VALVE TRAIN		QTY	ROCKER PARTS	YEARS	PART NO.	DESCRIPTION	
		8	Arm	67	R-829	Std Only	VINTAGE; Loc. L.H.
		8	Arm	67	R-828	Std Only	VINTAGE; Loc. R.H.
		2	Rocker Shaft	67	RS-612	Std Only	VINTAGE
VALVE TRAIN		QTY	VALVE	YEARS	PART NO.	DESCRIPTION	
		8	Exhaust	67	V-1339	Std Only	VINTAGE; 1.5980" Head Dia., 0.3715" Stem Dia., 4.8900" O.A.L.
8	Intake	67	V-1386	Std Only	VINTAGE; 2.0800" Head Dia., 0.3725" Stem Dia., 4.8685" O.A.L.		

(continued on next page)

Chrysler Car (Incl. Chrysler, DeSoto, Dodge, Plymouth)

440 7.2L (7212cc) OHV V8 (16 Valve), 4.32" Bore (Chrysler Eng.), 4 Bbl. "Eng. Code C440" 1967 190
(cont.)

QTY	VALVE SPRING	YEARS	PART NO.	DESCRIPTION
16	Spring	67	VS-673 Std Only	VINTAGE; 2.5800" Free Height
QTY	VALVE SEAL	YEARS	PART NO.	DESCRIPTION
8	Valve Stem Seal	67	ST-2002 Std Only	Loc. Exh.; Exc. Eng. w/double valve springs; Installation requires valve guide machining; (PLY) Polyacrylate
8	Valve Stem Seal	67	ST-2014 Std Only	Loc. Exh.; Use w/repair guide; Positive type; Installation requires valve guide machining; (TFL) PTFE
8	Valve Stem Seal	67	ST-2002 Std Only	Loc. Int.; Exc. Eng. w/double valve springs; Installation requires valve guide machining; (PLY) Polyacrylate
8	Valve Stem Seal	67	ST-2014 Std Only	Loc. Int.; Use w/repair guide; Positive type; Installation requires valve guide machining; (TFL) PTFE
8	Valve Stem Seal	67	MV-1707C Std Only	VINTAGE; Loc. Exhaust; Umbrella type; (NTRL) Nitrile
8	Valve Stem Seal	67	MV-1707C Std Only	VINTAGE; Loc. Intake; Umbrella type; (NTRL) Nitrile
8	Valve Stem Seal Bulk	67	ST-2002BC Std Only	Loc. Exh.; Exc. Eng. w/double valve springs; Positive type; Installation requires valve guide machining; Carton of 100; (PLY) Polyacrylate
8	Valve Stem Seal Bulk	67	ST-2014BC Std Only	Loc. Exh.; Use w/repair guide; Positive type; Installation requires valve guide machining; Carton of 100; (TFL) PTFE
8	Valve Stem Seal Bulk	67	MV-1707 Std Only	Loc. Exhaust; Umbrella type; Carton of 100; (NTRL) Nitrile
8	Valve Stem Seal Bulk	67	ST-2002BC Std Only	Loc. Int.; Exc. Eng. w/double valve springs; Positive type; Installation requires valve guide machining; Carton of 100; (PLY) Polyacrylate
8	Valve Stem Seal Bulk	67	ST-2014BC Std Only	Loc. Int.; Use w/repair guide; Positive type; Installation requires valve guide machining; Carton of 100; (TFL) PTFE
8	Valve Stem Seal Bulk	67	MV-1707 Std Only	Loc. Intake; Umbrella type; Carton of 100; (NTRL) Nitrile
QTY	VALVE SEAT	YEARS	PART NO.	DESCRIPTION
8	Seat	67	245-1750-2 Std Only	Loc. Exh.; 1.7550" OD, 1.5000" ID, 0.2160" Depth
8	Seat	67	245-1750-2N Std Only	Loc. Exh.; Premium Material; 1.7550" OD, 1.5000" ID, 0.2160" Depth
8	Seat	67	245-2250-1 Std Only	Loc. Int.; Machine ID to fit; 2.2555" OD, 1.9375" ID, 0.1855" Depth
QTY	VALVE, MISC	YEARS	PART NO.	DESCRIPTION
16	Keeper	67	VK-174 Std Only	Loc. Exh.; 4 groove
16	Keeper	67	VK-174R Std Only	Loc. Exh.; 4 groove; Hardened
16	Keeper	67	VK-66 Std Only	Loc. Int.; 2 groove
16	Keeper	67	VK-66R Std Only	Loc. Int.; 2 groove; Hardened
16	Spring Insert	67	259-103C Std Only	.015"; ID 1.030"; Carton of 100
16	Spring Insert	67	259-103B Std Only	.030"; ID 1.030"; Carton of 100
16	Spring Insert	67	259-103BRS Std Only	.030"; ID 1.030"; Carton of 500
16	Spring Insert	67	259-103A Std Only	.060"; ID 1.030"; Carton of 100
16	Spring Insert	67	259-103ARS Std Only	.060"; ID 1.030"; Carton of 500
QTY	PISTON	YEARS	PART NO.	DESCRIPTION
8	Cast Piston	67	350NP 30 30-40-60	VINTAGE; Cast; 1.0939" Pin Dia.; 2 Rings 5/64 Groove, 1 Ring 3/16 Groove, 1.990 CD, Flat Head
8	Cast Piston - Individual	67	W350NP 30 30-40-60	VINTAGE; Cast; 1.0939" Pin Dia.; 2 Rings 5/64 Groove, 1 Ring 3/16 Groove, 1.990 CD, Flat Head
8	POWERFORGED	67	L-2266F Std-30-40-60	Powerforged; 1.0939" Pin Dia.; 2 Rings 5/64 Groove, 1 Ring 3/16 Groove, 1.991 CD, Flat; DUROSHIELD® skirt coated piston
8	POWERFORGED Piston-Individual	67	WL-2266F Std-30-40-60	Powerforged; 1.0939" Pin Dia.; 2 Rings 5/64 Groove, 1 Ring 3/16 Groove, 1.991 CD, Flat; DUROSHIELD® skirt coated piston
1	POWERFORGED Piston Set w/Rings	67	8KL2266F 30 30-40-60	Powerforged
8	Pin	67	P-1940 Std-3	VINTAGE; 0.6340" Inside Dia., 1.0935" Outside Dia.
QTY	RINGS	YEARS	PART NO.	DESCRIPTION
1	Premium Set	67	E-424K Std-20-30-40-60	VINTAGE; 2-5/64, 1-3/16; Premium Moly
1	Standard Set	67	E-424X Std-30-40-60	VINTAGE; 2-5/64, 1-3/16; Iron
QTY	ENGINE BEARINGS	YEARS	PART NO.	DESCRIPTION
1	Main Set	67	119M Std-10	Performance; 3/4 grooved; Tri-metal copper-lead
1	Main Set	67	4924MA Std-10-20-30	VINTAGE; A-Series aluminum bearings ; Partial grooved; 3.624" max. flange OD
1	Rod Set	67	8-7135CH Std-10	Performance
1	Rod Set	67	8-2320CP Std-10-20-30-40-50	VINTAGE; 8-2320CA 60 avail. as unplated & resizeable
1	Rod Set	67	8-2320CA 60 60	VINTAGE; Unplated & resizeable
8	Rod Pair	67	2320CP Std-1-10-20-30-40-50	VINTAGE
1	Cam Set	67	2111M Std Only	Performance
1	Cam Set	67	1453M Std Only	VINTAGE; Babbitt material; Full round design

(continued on next page)

Chrysler Car (Incl. Chrysler, DeSoto, Dodge, Plymouth)

190 440 7.2L (7212cc) OHV V8 (16 Valve), 4.32" Bore (Chrysler Eng.), 4 Bbl. "Eng. Code C440" 1967
(cont.)

BLOCK	QTY	OIL PUMP	YEARS	PART NO.	DESCRIPTION	BLOCK
	1	Oil Pump	67	224-43366A	VINTAGE; High Pressure; Use original cover plate on Eng. with canister oil filter	
	1	Oil Pump	67	224-4174V	VINTAGE; High-Volume; Use original cover plate on Eng. w/canister oil filter	
	1	Oil Pump	67	224-4174	VINTAGE; Use original cover plate on Eng. w/canister oil filter	
	1	Pump Repair Kit	67	224-5174	VINTAGE	
	1	Inter. Shaft	67	224-6174	VINTAGE	
	1	Screen Assy.	67	224-15055	Plymouth Belvedere Base; VINTAGE	
QTY	GASKETS	YEARS	PART NO.	DESCRIPTION		
1	Kit Gasket Set	67	260-1001	VINTAGE; Int. manifold gskt. not incl.; Premium valve stem seals incl.		
1	Valley Pan Gasket Set	67	260-4035	Premium set; Performance manifold gskts. incl.		
1	Valley Pan Gasket Set	67	260-4019	VINTAGE		
QTY	FREEZE PLUGS	YEARS	PART NO.	DESCRIPTION		
1	Brass Block Plug Kit	67	381-8011	VINTAGE		
1	Steel Block Plug Kit	67	381-4031	VINTAGE		
1	Brass Deep Cup Freeze Plug	67	381-9001	VINTAGE; 1.625" Diameter		
1	Steel Deep Cup Freeze Plug	67	381-3041	1.625" Diameter		
1	Steel Deep Cup Freeze Plug	67	381-3084	2.141" Diameter		

191 440 7.2L (7212cc) OHV V8 (16 Valve), 4.32" Bore (Chrysler Eng.), 4 Bbl. "Eng. Code PT440" 1968

VALVE TRAIN	QTY	TIMING	YEARS	PART NO.	DESCRIPTION	VALVE TRAIN
	1	3 Piece Set	68	KT3-501S	VINTAGE; Incl. silent type chain; 223-366 & 223-367 not sold separately; (1) 222-501; (1) 223-366; (1) 223-367	
	1	Timing Chain	68	222-501	Silent type; 50 Links	
QTY	CAMSHAFT/LIFTER	YEARS	PART NO.	DESCRIPTION		
1	Camshaft	68	CS-327	VINTAGE; Hydraulic, (050) Duration at .050 Lobe Lift, 209 Exh., 206 Int., 113 Degrees Lobe Separation		
1	Prelube		55-403 Std Only	1.5 oz. packet		
1	Prelube		55-400 Std Only	4 oz. bottle; 1.5 oz. packet No. 55-403 also avail.		
16	Lifter	68	HT-976 Std Only	VINTAGE; Hyd.; w/single groove		
16	Lifter, Bulk	68	HT-976B Std Only	VINTAGE; Hyd.; w/single groove; Carton of 117		
QTY	PUSH ROD	YEARS	PART NO.	DESCRIPTION		
16	Push Rod	68	RP-3193 Std Only	VINTAGE; 9.3150" O.A.L.		
16	Push Rod	68	RP-3221R Std Only	w/Oil hole; Chrome-Moly; 9.2950" O.A.L.		
16	Push Rod, Bulk	68	BRP-3193 Std Only	VINTAGE; Carton of 100; 9.3150" O.A.L.		
QTY	ROCKER PARTS	YEARS	PART NO.	DESCRIPTION		
8	Arm	68	R-829 Std Only	VINTAGE; Loc. L.H.		
8	Arm	68	R-828 Std Only	VINTAGE; Loc. R.H.		
2	Rocker Shaft	68	RS-612 Std Only	VINTAGE		
QTY	VALVE	YEARS	PART NO.	DESCRIPTION		
8	Exhaust	68	V-1900 Std Only	4 groove; Chrome plated stem; 1.7400" Head Dia., 0.3717" Stem Dia., 4.8840" O.A.L.		
8	Intake	68	V-1386 Std Only	VINTAGE; 2.0800" Head Dia., 0.3725" Stem Dia., 4.8685" O.A.L.		
QTY	VALVE SPRING	YEARS	PART NO.	DESCRIPTION		
16	Spring	68	VS-673 Std Only	VINTAGE; 2.5800" Free Height		
QTY	VALVE SEAL	YEARS	PART NO.	DESCRIPTION		
8	Valve Stem Seal	68	ST-2002 Std Only	Loc. Exh.; Exc. Eng. w/double valve springs; Installation requires valve guide machining; (PLY) Polyacrylate		
8	Valve Stem Seal	68	ST-2014 Std Only	Loc. Exh.; Use w/repair guide; Positive type; Installation requires valve guide machining; (TFL) PTFE		
8	Valve Stem Seal	68	ST-2002 Std Only	Loc. Int.; Exc. Eng. w/double valve springs; Installation requires valve guide machining; (PLY) Polyacrylate		
8	Valve Stem Seal	68	ST-2014 Std Only	Loc. Int.; Use w/repair guide; Positive type; Installation requires valve guide machining; (TFL) PTFE		
8	Valve Stem Seal	68	MV-1707C Std Only	VINTAGE; Loc. Exhaust; Umbrella type; (NTRL) Nitrile		
8	Valve Stem Seal	68	MV-1707C Std Only	VINTAGE; Loc. Intake; Umbrella type; (NTRL) Nitrile		
8	Valve Stem Seal Bulk	68	ST-2002BC Std Only	Loc. Exh.; Exc. Eng. w/double valve springs; Positive type; Installation requires valve guide machining; Carton of 100; (PLY) Polyacrylate		
8	Valve Stem Seal Bulk	68	ST-2014BC Std Only	Loc. Exh.; Use w/repair guide; Positive type; Installation requires valve guide machining; Carton of 100; (TFL) PTFE		
8	Valve Stem Seal Bulk	68	MV-1707 Std Only	Loc. Exhaust; Umbrella type; Carton of 100; (NTRL) Nitrile		
8	Valve Stem Seal Bulk	68	ST-2002BC Std Only	Loc. Int.; Exc. Eng. w/double valve springs; Positive type; Installation requires valve guide machining; Carton of 100; (PLY) Polyacrylate		

(continued on next page)

Chrysler Car (Incl. Chrysler, DeSoto, Dodge, Plymouth)

440 7.2L (7212cc) OHV V8 (16 Valve), 4.32" Bore (Chrysler Eng.), 4 Bbl. "Eng. Code PT440" 1968 191
(cont.)

	QTY	VALVE SEAL (cont.)	YEARS	PART NO.	DESCRIPTION
VALVE TRAIN	8	Valve Stem Seal Bulk	68	ST-2014BC Std Only	Loc. Int.; Use w/repair guide; Positive type; Installation requires valve guide machining; Carton of 100; (TFL) PTFE
	8	Valve Stem Seal Bulk	68	MV-1707 Std Only	Loc. Intake; Umbrella type; Carton of 100; (NTRL) Nitrile
	8	VALVE SEAT	YEARS	PART NO.	DESCRIPTION
	8	Seat	68	245-1875-1 Std Only	Loc. Exh.; 1.8810" OD, 1.6100" ID, 0.2485" Depth
	8	Seat	68	245-1875-1N Std Only	Loc. Exh.; Premium Material; 1.8810" OD, 1.6100" ID, 0.2485" Depth
	8	Seat	68	245-2250-1 Std Only	Loc. Int.; Machine ID to fit; 2.2555" OD, 1.9375" ID, 0.1855" Depth
	16	VALVE, MISC	YEARS	PART NO.	DESCRIPTION
	16	Keeper	68	VK-174 Std Only	Loc. Exh.; 4 groove
	16	Keeper	68	VK-174R Std Only	Loc. Exh.; 4 groove; Hardened
	16	Keeper	68	VK-66 Std Only	Loc. Int.; 2 groove
16	Keeper	68	VK-66R Std Only	Loc. Int.; 2 groove; Hardened	
16	Spring Insert	68	259-103C Std Only	.015"; ID 1.030"; Carton of 100	
16	Spring Insert	68	259-103B Std Only	.030"; ID 1.030"; Carton of 100	
16	Spring Insert	68	259-103BRS Std Only	.030"; ID 1.030"; Carton of 500	
16	Spring Insert	68	259-103A Std Only	.060"; ID 1.030"; Carton of 100	
16	Spring Insert	68	259-103ARS Std Only	.060"; ID 1.030"; Carton of 500	
BLOCK	8	PISTON	YEARS	PART NO.	DESCRIPTION
	8	Cast Piston	68	350NP 30 30-40-60	VINTAGE; Cast; 1.0939" Pin Dia.; 2 Rings 5/64 Groove, 1 Ring 3/16 Groove, 1.990 CD, Flat Head
	8	Cast Piston - Individual	68	W350NP 30 30-40-60	VINTAGE; Cast; 1.0939" Pin Dia.; 2 Rings 5/64 Groove, 1 Ring 3/16 Groove, 1.990 CD, Flat Head
	8	Pin	68	P-1940 Std-3	VINTAGE; 0.6340" Inside Dia., 1.0935" Outside Dia.
	1	RINGS	YEARS	PART NO.	DESCRIPTION
	1	Premium Set	68	E-424K Std-20-30-40-60	VINTAGE; 2-5/64, 1-3/16; Premium Moly
	1	Standard Set	68	E-424X Std-30-40-60	VINTAGE; 2-5/64, 1-3/16; Iron
	1	ENGINE BEARINGS	YEARS	PART NO.	DESCRIPTION
	1	Main Set	68	119M Std-10	Performance; 3/4 grooved; Tri-metal copper-lead
	1	Main Set	68	4924MA Std-10-20-30	VINTAGE; A-Series aluminum bearings ; Partial grooved; 3.624" max. flange OD
	1	Rod Set	68	8-7135CH Std-10	Performance
	1	Rod Set	68	8-2320CP Std-10-20-30-40-50	VINTAGE; 8-2320CA 60 avail. as unplated & resizeable
	1	Rod Set	68	8-2320CA 60 60	VINTAGE; Unplated & resizeable
	8	Rod Pair	68	2320CP Std-1-10-20-30-40-50	VINTAGE
	1	Cam Set	68	2111M Std Only	Performance
	1	Cam Set	68	1453M Std Only	VINTAGE; Babbitt material; Full round design
	1	OIL PUMP	YEARS	PART NO.	DESCRIPTION
	1	Oil Pump	68	224-43366A	VINTAGE; High Pressure; Use original cover plate on Eng. with canister oil filter
	1	Oil Pump	68	224-4174V	VINTAGE; High-Volume; Use original cover plate on Eng. w/canister oil filter
	1	Oil Pump	68	224-4174	VINTAGE; Use original cover plate on Eng. w/canister oil filter
	1	Pump Repair Kit	68	224-5174	VINTAGE
	1	Inter. Shaft	68	224-6174	VINTAGE
	1	Screen Assy.	68	224-15055	Plymouth Belvedere Base, Satellite, Satellite Base; VINTAGE
	1	GASKETS	YEARS	PART NO.	DESCRIPTION
	1	Kit Gasket Set	68	260-1001	VINTAGE; Int. manifold gskt. not incl.; Premium valve stem seals incl.
1	Valley Pan Gasket Set	68	260-4035	Premium set; Performance manifold gskts. incl.	
1	Valley Pan Gasket Set	68	260-4019	VINTAGE	
1	FREEZE PLUGS	YEARS	PART NO.	DESCRIPTION	
1	Brass Block Plug Kit	68	381-8011	VINTAGE	
1	Steel Block Plug Kit	68	381-4031	VINTAGE	
1	Brass Deep Cup Freeze Plug	68	381-9001	VINTAGE; 1.625" Diameter	
1	Steel Deep Cup Freeze Plug	68	381-3041	1.625" Diameter	
1	Steel Deep Cup Freeze Plug	68	381-3084	2.141" Diameter	
440 7.2L (7212cc) OHV V8 Hi-Perf. (16 Valve), 4.32" Bore (Chrysler Eng.), 4 Bbl. "VIN U" 1978-1970 192					
	1	TIMING	YEARS	PART NO.	DESCRIPTION
	1	3 Piece Set	78-70	KT3-501S	VINTAGE; Incl. silent type chain; 223-366 & 223-367 not sold separately; (1) 222-501; (1) 223-366; (1) 223-367
	1	3 Piece Set	78-70	KT3-168S	VINTAGE; w/1 bolt cam sprocket mounting; Incl. rlr. type chain; (1) 222-168; (1) 223-339; (1) 223-380

(continued on next page)

Chrysler Car (Incl. Chrysler, DeSoto, Dodge, Plymouth)

192 440 7.2L (7212cc) OHV V8 Hi-Perf. (16 Valve), 4.32" Bore (Chrysler Eng.), 4 Bbl. "VIN U" 1978-1970
(cont.)

VALVE TRAIN

VALVE TRAIN

QTY	TIMING (cont.)	YEARS	PART NO.	DESCRIPTION
1	3 Piece Set	78-70	KT3-168SA	VINTAGE; w/3 bolt cam sprocket mounting; Incl. rlr. type chain; (1) 222-168; (1) 223-339; (1) 223-340A
1	Timing Chain	78-70	222-168	Double rlr.; 66 Links
1	Timing Chain	78-70	222-501	Silent type; 50 Links
QTY	CAMSHAFT/LIFTER	YEARS	PART NO.	DESCRIPTION
1	Camshaft	78-72	CS-661	VINTAGE; 0.464" Exh. Valve Lift, 0.449" Int. Valve Lift, Hydraulic, (050) Duration at .050 Lobe Lift, 225 Exh., 214 Int., 115 Degrees Lobe Separation
1	Prelube		55-403 Std Only	1.5 oz. packet
1	Prelube		55-400 Std Only	4 oz. bottle; 1.5 oz. packet No. 55-403 also avail.
16	Lifter	78-70	HT-976 Std Only	VINTAGE; Hyd.; w/single groove
16	Lifter, Bulk	78-70	HT-976B Std Only	VINTAGE; Hyd.; w/single groove; Carton of 117
QTY	PUSH ROD	YEARS	PART NO.	DESCRIPTION
16	Push Rod	78-70	RP-3193 Std Only	VINTAGE; 9.3150" O.A.L.
16	Push Rod	78-71	RP-3221R Std Only	w/Oil hole; Chrome-Moly; 9.2950" O.A.L.
16	Push Rod	70	RP-3221R Std Only	Exc. Plymouth Fury S-23; w/Oil hole; Chrome-Moly; 9.2950" O.A.L.
16	Push Rod, Bulk	78-70	BRP-3193 Std Only	VINTAGE; Carton of 100; 9.3150" O.A.L.
QTY	ROCKER PARTS	YEARS	PART NO.	DESCRIPTION
8	Arm	78-70	R-829 Std Only	VINTAGE; Loc. L.H.
8	Arm	78-70	R-828 Std Only	VINTAGE; Loc. R.H.
2	Rocker Shaft	78-70	RS-612 Std Only	VINTAGE
QTY	VALVE	YEARS	PART NO.	DESCRIPTION
8	Exhaust	78-71	V-1900 Std Only	4 groove; Chrome plated stem; 1.7400" Head Dia., 0.3717" Stem Dia., 4.8840" O.A.L.
8	Exhaust	70	V-1900 Std Only	Exc. Plymouth Fury S-23; 4 groove; Chrome plated stem; 1.7400" Head Dia., 0.3717" Stem Dia., 4.8840" O.A.L.
8	Intake	78-70	V-1386 Std Only	VINTAGE; 2.0800" Head Dia., 0.3725" Stem Dia., 4.8685" O.A.L.
QTY	VALVE SPRING	YEARS	PART NO.	DESCRIPTION
16	Spring	78-70	VS-675 Std Only	VINTAGE; Incl. damper; 2.2300" Free Height
QTY	VALVE SEAL	YEARS	PART NO.	DESCRIPTION
8	Valve Stem Seal	78-70	ST-2002 Std Only	Loc. Exh.; Exc. Eng. w/double valve springs; Installation requires valve guide machining; (PLY) Polyacrylate
8	Valve Stem Seal	78-76	MV-1918 Std Only	Loc. Exh.; Umbrella type; (VTN) Viton®
8	Valve Stem Seal	78-70	ST-2014 Std Only	Loc. Exh.; Use w/repair guide; Positive type; Installation requires valve guide machining; (TFL) PTFE
8	Valve Stem Seal	78-70	ST-2002 Std Only	Loc. Int.; Exc. Eng. w/double valve springs; Installation requires valve guide machining; (PLY) Polyacrylate
8	Valve Stem Seal	78-73	ST-2048 Std Only	Loc. Int.; O.E. design; Positive type; (VTN) Viton®
8	Valve Stem Seal	78-70	ST-2014 Std Only	Loc. Int.; Use w/repair guide; Positive type; Installation requires valve guide machining; (TFL) PTFE
8	Valve Stem Seal	75-73	MV-1707C Std Only	VINTAGE; Loc. Exh.; Umbrella type; (NTRL) Nitrile
8	Valve Stem Seal	72-70	MV-1707C Std Only	VINTAGE; Loc. Exhaust; Umbrella type; (NTRL) Nitrile
8	Valve Stem Seal	72-70	MV-1707C Std Only	VINTAGE; Loc. Intake; Umbrella type; (NTRL) Nitrile
8	Valve Stem Seal Bulk	78-70	ST-2002BC Std Only	Loc. Exh.; Exc. Eng. w/double valve springs; Positive type; Installation requires valve guide machining; Carton of 100; (PLY) Polyacrylate
8	Valve Stem Seal Bulk	78-70	ST-2014BC Std Only	Loc. Exh.; Use w/repair guide; Positive type; Installation requires valve guide machining; Carton of 100; (TFL) PTFE
8	Valve Stem Seal Bulk	78-70	ST-2002BC Std Only	Loc. Int.; Exc. Eng. w/double valve springs; Positive type; Installation requires valve guide machining; Carton of 100; (PLY) Polyacrylate
8	Valve Stem Seal Bulk	78-70	ST-2014BC Std Only	Loc. Int.; Use w/repair guide; Positive type; Installation requires valve guide machining; Carton of 100; (TFL) PTFE
8	Valve Stem Seal Bulk	75-73	MV-1707 Std Only	Loc. Exh.; Umbrella type; Carton of 100; (NTRL) Nitrile
8	Valve Stem Seal Bulk	72-70	MV-1707 Std Only	Loc. Exhaust; Umbrella type; Carton of 100; (NTRL) Nitrile
8	Valve Stem Seal Bulk	72-70	MV-1707 Std Only	Loc. Intake; Umbrella type; Carton of 100; (NTRL) Nitrile
QTY	VALVE SEAT	YEARS	PART NO.	DESCRIPTION
8	Seat	78-70	245-1875-1 Std Only	Loc. Exh.; 1.8810" OD, 1.6100" ID, 0.2485" Depth
8	Seat	78-70	245-1875-1N Std Only	Loc. Exh.; Premium Material; 1.8810" OD, 1.6100" ID, 0.2485" Depth
8	Seat	78-70	245-2250-1 Std Only	Loc. Int.; Machine ID to fit; 2.2555" OD, 1.9375" ID, 0.1855" Depth
QTY	VALVE, MISC	YEARS	PART NO.	DESCRIPTION
16	Keeper	78-70	VK-174 Std Only	Loc. Exh.; 4 groove
16	Keeper	78-70	VK-174R Std Only	Loc. Exh.; 4 groove; Hardened
16	Keeper	78-70	VK-66 Std Only	Loc. Int.; 2 groove

(continued on next page)

Chrysler Car (Incl. Chrysler, DeSoto, Dodge, Plymouth)

440 7.2L (7212cc) OHV V8 Hi-Perf. (16 Valve), 4.32" Bore (Chrysler Eng.), 4 Bbl. "VIN U" 1978-1970 192
(cont.)

QTY	VALVE, MISC (cont.)	YEARS	PART NO.	DESCRIPTION
16	Keeper	78-70	VK-66R Std Only	Loc. Int.; 2 groove; Hardened
16	Spring Insert	78-70	259-103C Std Only	.015"; ID 1.030"; Carton of 100
16	Spring Insert	78-70	259-103B Std Only	.030"; ID 1.030"; Carton of 100
16	Spring Insert	78-70	259-103BRS Std Only	.030"; ID 1.030"; Carton of 500
16	Spring Insert	78-70	259-103A Std Only	.060"; ID 1.030"; Carton of 100
16	Spring Insert	78-70	259-103ARS Std Only	.060"; ID 1.030"; Carton of 500
QTY	PISTON	YEARS	PART NO.	DESCRIPTION
8	Cast Piston	71-70	350NP 30 30-40-60	VINTAGE; Cast; 1.0939" Pin Dia.; 2 Rings 5/64 Groove, 1 Ring 3/16 Groove, 1.990 CD, Flat Head
8	Cast Piston - Individual	71-70	W350NP 30 30-40-60	VINTAGE; Cast; 1.0939" Pin Dia.; 2 Rings 5/64 Groove, 1 Ring 3/16 Groove, 1.990 CD, Flat Head
8	POWERFORGED	71	L-2266F Std-30-40-60	Powerforged; 1.0939" Pin Dia.; 2 Rings 5/64 Groove, 1 Ring 3/16 Groove, 1.991 CD, Flat; DUROSHIELD® skirt coated piston
8	POWERFORGED Piston-Individual	71	WL-2266F Std-30-40-60	Powerforged; 1.0939" Pin Dia.; 2 Rings 5/64 Groove, 1 Ring 3/16 Groove, 1.991 CD, Flat; DUROSHIELD® skirt coated piston
1	POWERFORGED Piston Set w/Rings	71	8KL2266F 30 30-40-60	Powerforged
8	Pin	78-70	P-1940 Std-3	VINTAGE; 0.6340" Inside Dia., 1.0935" Outside Dia.
QTY	RINGS	YEARS	PART NO.	DESCRIPTION
1	Premium Set	78-70	E-424K Std-20-30-40-60	VINTAGE; 2-5/64, 1-3/16; Premium Moly
1	Standard Set	78-70	E-424X Std-30-40-60	VINTAGE; 2-5/64, 1-3/16; Iron
QTY	ENGINE BEARINGS	YEARS	PART NO.	DESCRIPTION
1	Main Set	78-70	119M Std-10	Performance; 3/4 grooved; Tri-metal copper-lead
1	Main Set	78-74	5025MA Std-10-20-30	VINTAGE; A-Series aluminum bearings ; Partial grooved; 3.930" max. flange OD
1	Main Set	74-70	4924MA Std-10-20-30	VINTAGE; A-Series aluminum bearings ; Partial grooved; 3.624" max. flange OD
1	Main Set	70	119M Std-10	Plymouth Fury Sport GT; 3/4 grooved; Tri-metal copper-lead
1	Rod Set	78-71	8-7135CH Std-10	Performance
1	Rod Set	78-70	8-2320CP Std-10-20-30-40-50	VINTAGE; 8-2320CA 60 avail. as unplated & resizeable
1	Rod Set	78-70	8-2320CA 60 60	VINTAGE; Unplated & resizeable
1	Rod Set	70	8-7135CH Std-10	Plymouth Fury Sport GT
1	Rod Set	70	8-7135CH Std-10	Exc. Plymouth Fury Sport; Performance
8	Rod Pair	78-70	2320CP Std-1-10-20-30-40-50	VINTAGE
1	Cam Set	78-70	2111M Std Only	Performance
1	Cam Set	78-70	1453M Std Only	VINTAGE; Babbitt material; Full round design
1	Cam Set	70	2111M Std Only	Plymouth Fury Sport GT
QTY	OIL PUMP	YEARS	PART NO.	DESCRIPTION
1	Oil Pump	78-70	224-43366A	VINTAGE; High Pressure; Use original cover plate on Eng. with canister oil filter
1	Oil Pump	78-70	224-4174V	VINTAGE; High-Volume; Use original cover plate on Eng. w/canister oil filter
1	Oil Pump	78-70	224-4174	VINTAGE; Use original cover plate on Eng. w/canister oil filter
1	Pump Repair Kit	78-70	224-5174	VINTAGE
1	Inter. Shaft	78-70	224-6174	VINTAGE
QTY	GASKETS	YEARS	PART NO.	DESCRIPTION
1	Kit Gasket Set	78-76	260-1001	VINTAGE; Exc. Hi-Perf. eng.; Int. manifold gskt. not incl.; Premium valve stem seals incl.
1	Kit Gasket Set	78-76	260-1043	VINTAGE; Hi-Perf. eng.; Int. manifold gskt. not incl.; Premium valve stem seals incl.
1	Kit Gasket Set	75-70	260-1001	VINTAGE; Int. manifold gskt. not incl.; Premium valve stem seals incl.
1	Valley Pan Gasket Set	78-70	260-4035	Premium set; Performance manifold gskts. incl.
1	Valley Pan Gasket Set	78-70	260-4019	VINTAGE
QTY	FREEZE PLUGS	YEARS	PART NO.	DESCRIPTION
1	Brass Block Plug Kit	78-70	381-8011	VINTAGE
1	Steel Block Plug Kit	78-70	381-4031	VINTAGE
1	Brass Deep Cup Freeze Plug	78-70	381-9001	VINTAGE; 1.625" Diameter
1	Steel Deep Cup Freeze Plug	78-70	381-3041	1.625" Diameter
1	Steel Deep Cup Freeze Plug	78-70	381-3084	2.141" Diameter

BLOCK

BLOCK

Chrysler Motor Home - See Dodge Truck
Chrysler SUV's - See Dodge Truck
Chrysler Truck - See Dodge Truck

DeSoto - See Chrysler Car
Dodge Car - See Chrysler Car
Dodge SUV's - See Dodge Truck
Dodge Truck (Incl. SUV's)

Engine Finding Index

CID	Litres	CC	Block Type	Bore	Valves	Mfg.	Vin	Eng. Code	Mfg. Div.	Fuel Del. Type	Years	Line
170	2.8L	2786cc	OHV L6	3.4063"	12	Chrysler Eng.	6			1 Bbl./Gasoline	1970-1968	1
170	2.8L	2786cc	OHV L6	3.4063"	12	Chrysler Eng.	A			1 Bbl./Gasoline	1970-1966	2
170	2.8L	2786cc	OHV L6	3.4063"	12	Chrysler Eng.		A170		1 Bbl./Gasoline	1965	3
170	2.8L	2786cc	OHV L6	3.4063"	12	Chrysler Eng.		P17		1 Bbl./Gasoline	1960	4
170	2.8L	2786cc	OHV L6	3.4063"	12	Chrysler Eng.		P17		4 Bbl./Gasoline	1960	5
170	2.8L	2786cc	OHV L6	3.4063"	12	Chrysler Eng.		R17		1 Bbl./Gasoline	1961	6
170	2.8L	2786cc	OHV L6	3.4063"	12	Chrysler Eng.		S17		1 Bbl./Gasoline	1962	7
170	2.8L	2786cc	OHV L6	3.4063"	12	Chrysler Eng.		T17		1 Bbl./Gasoline	1963	8
170	2.8L	2786cc	OHV L6	3.4063"	12	Chrysler Eng.		V17		1 Bbl./Gasoline	1964	9
198	3.2L	3245cc	OHV L6	3.4063"	12	Chrysler Eng.	A			1 Bbl./Gasoline	1973-1970	10
217.8	3.6L	3570cc	L-HEAD L6	3.25"	12	Chrysler Eng.			Dodge/Plymouth	1 Bbl./Gasoline	1956-1934	11
225	3.7L	3688cc	OHV L6	3.4063"	12	Chrysler Eng.	6			1 Bbl./Gasoline	1970-1968	12
225	3.7L	3688cc	OHV L6	3.4063"	12	Chrysler Eng.	B			1 Bbl./Gasoline	1969-1966	13
225	3.7L	3688cc	OHV L6	3.4063"	12	Chrysler Eng.	B			2 Bbl./Gasoline	1980-1970	14
225	3.7L	3688cc	OHV L6	3.4063"	12	Chrysler Eng.	C			1 Bbl./Gasoline	1977-1970	15
225	3.7L	3688cc	OHV L6	3.4063"	12	Chrysler Eng.	E			1 Bbl./Gasoline	1978	16
225	3.7L	3688cc	OHV L6	3.4063"	12	Chrysler Eng.	N			1 Bbl./Gasoline	1980-1979	17
225	3.7L	3688cc	OHV L6	3.4063"	12	Chrysler Eng.	X			2 Bbl./Gasoline	1979-1970	18
225	3.7L	3688cc	OHV L6	3.4063"	12	Chrysler Eng.		A225		1 Bbl./Gasoline	1965	19
225	3.7L	3688cc	OHV L6	3.4063"	12	Chrysler Eng.		P22		1 Bbl./Gasoline	1960	20
225	3.7L	3688cc	OHV L6	3.4063"	12	Chrysler Eng.		R22		1 Bbl./Gasoline	1961	21
225	3.7L	3688cc	OHV L6	3.4063"	12	Chrysler Eng.		S22		1 Bbl./Gasoline	1962	22
225	3.7L	3688cc	OHV L6	3.4063"	12	Chrysler Eng.		T22		1 Bbl./Gasoline	1963	23
225	3.7L	3688cc	OHV L6	3.4063"	12	Chrysler Eng.		V22		1 Bbl./Gasoline	1964	24
228.1	3.7L	3739cc	L-HEAD L6	3.375"	12	Chrysler Eng.			DeSoto	1 Bbl./Gasoline	1956-1936	25
230	3.8L	3770cc	L-HEAD L6	3.25"	12	Chrysler Eng.		P23	Dodge	1 Bbl./Gasoline	1960	26
230	3.8L	3770cc	L-HEAD L6	3.25"	12	Chrysler Eng.			Dodge	1 Bbl./Gasoline	1960-1946	27
236.6	3.9L	3878cc	L-HEAD L6	3.4375"	12	Chrysler Eng.			DeSoto	1 Bbl./Gasoline	1950-1942	28
251	4.1L	4114cc	L-HEAD L6	3.4375"	12	Chrysler Eng.	6		Chrysler	1 Bbl./Gasoline	1968	29
251	4.1L	4114cc	L-HEAD L6	3.4375"	12	Chrysler Eng.		A251	Chrysler	1 Bbl./Gasoline	1965	30
251	4.1L	4114cc	L-HEAD L6	3.4375"	12	Chrysler Eng.		P25	Chrysler	1 Bbl./Gasoline	1960	31
251	4.1L	4114cc	L-HEAD L6	3.4375"	12	Chrysler Eng.		R25	Chrysler	1 Bbl./Gasoline	1961	32
251	4.1L	4114cc	L-HEAD L6	3.4375"	12	Chrysler Eng.		S25	Chrysler	1 Bbl./Gasoline	1962	33
251	4.1L	4114cc	L-HEAD L6	3.4375"	12	Chrysler Eng.		T25	Chrysler	1 Bbl./Gasoline	1963	34
251	4.1L	4114cc	L-HEAD L6	3.4375"	12	Chrysler Eng.		V25	Chrysler	1 Bbl./Gasoline	1964	35
251	4.1L	4114cc	L-HEAD L6	3.4375"	12	Chrysler Eng.			Chrysler	1 Bbl./Gasoline	1968-1958	36
273	4.5L	4474cc	OHV V8	3.625"	16	Chrysler Eng.	D			2 Bbl./Gasoline	1968-1966	37
273	4.5L	4474cc	OHV V8	3.625"	16	Chrysler Eng.		A273		2 Bbl./Gasoline	1965	38
273	4.5L	4474cc	OHV V8	3.625"	16	Chrysler Eng.		V27		2 Bbl./Gasoline	1964	39
315	5.2L	5163cc	OHV V8	3.625"	16	Chrysler Eng.			Dodge	2 Bbl./Gasoline	1959-1957	40
318	5.2L	5212cc	OHV V8	3.9063"	16	Chrysler Eng.	8			2 Bbl./Gasoline	1969-1968	41
318	5.2L	5212cc	OHV V8	3.9063"	16	Chrysler Eng.	E			2 Bbl./Gasoline	1980-1966	42
318	5.2L	5212cc	OHV V8	3.9063"	16	Chrysler Eng.	G			2 Bbl./Gasoline	1975-1971	43
318	5.2L	5212cc	OHV V8	3.9063"	16	Chrysler Eng.	P			4 Bbl./Gasoline	1980-1978	44
318	5.2L	5212cc	OHV V8	3.9063"	16	Chrysler Eng.		A318		2 Bbl./Gasoline	1965	45
318	5.2L	5212cc	OHV V8	3.9063"	16	Chrysler Eng.		MD2		2 Bbl./Gasoline	1959	46
318	5.2L	5212cc	OHV V8	3.9063"	16	Chrysler Eng.		P31		2 Bbl./Gasoline	1960	47
318	5.2L	5212cc	OHV V8	3.9063"	16	Chrysler Eng.		R31		2 Bbl./Gasoline	1961	48
318	5.2L	5212cc	OHV V8	3.9063"	16	Chrysler Eng.		S31		2 Bbl./Gasoline	1962	49
318	5.2L	5212cc	OHV V8	3.9063"	16	Chrysler Eng.		T31		2 Bbl./Gasoline	1963	50
318	5.2L	5212cc	OHV V8	3.9063"	16	Chrysler Eng.		V31		2 Bbl./Gasoline	1964	51
331	5.4L	5425cc	OHV V8	3.8125"	16	Chrysler Eng.			Chrysler	2 Bbl./Gasoline	1956-1954	52
360	5.9L	5900cc	OHV V8	4"	16	Chrysler Eng.	F			2 Bbl./Gasoline	1980-1971	53
360	5.9L	5900cc	OHV V8	4"	16	Chrysler Eng.	K			2 Bbl./Gasoline	1980-1975	54
360	5.9L	5900cc	OHV V8	4"	16	Chrysler Eng.	L			4 Bbl./Gasoline	1975-1974	55
360	5.9L	5900cc	OHV V8	4"	16	Chrysler Eng.	S			2 Bbl./Gasoline	1980-1979	56
360	5.9L	5900cc	OHV V8	4"	16	Chrysler Eng.	T			4 Bbl./Gasoline	1980-1974	57
360	5.9L	5900cc	OHV V8	4"	16	Chrysler Eng.	V			4 Bbl./Gasoline	1980-1976	58
360	5.9L	5900cc	OHV V8	4"	16	Chrysler Eng.	Y			4 Bbl./Gasoline	1975-1971	59
361	5.9L	5917cc	OHV V8	4.125"	16	Chrysler Eng.	8			2 Bbl./Gasoline	1970-1968	60
361	5.9L	5917cc	OHV V8	4.125"	16	Chrysler Eng.				2 Bbl./Gasoline	1970-1968	61
383	6.3L	6277cc	OHV V8	4.25"	16	Chrysler Eng.	8			2 Bbl./Gasoline	1970-1968	62
383	6.3L	6277cc	OHV V8	4.25"	16	Chrysler Eng.	J			2 Bbl./Gasoline	1971-1966	63
383	6.3L	6277cc	OHV V8	4.25"	16	Chrysler Eng.		A383		2 Bbl./Gasoline	1965	64
383	6.3L	6277cc	OHV V8	4.25"	16	Chrysler Eng.		T38		2 Bbl./Gasoline	1963	65
383	6.3L	6277cc	OHV V8	4.25"	16	Chrysler Eng.		V38		2 Bbl./Gasoline	1964	66
400	6.6L	6556cc	OHV V8	4.342"	16	Chrysler Eng.	J			2 Bbl./Gasoline	1980-1971	67

(continued on next page)

Dodge Truck (Incl. SUV's)

Engine Finding Index											
CID	Litres	CC	Block Type	Bore	Valves	Mfg.	Vin	Eng. Code	Fuel Del. Type	Years	Line
440	7.2L	7212cc	OHV V8	4.32"	16	Chrysler Eng.	A		4 Bbl./Gasoline	1980-1972	68
440	7.2L	7212cc	OHV V8	4.32"	16	Chrysler Eng.	D		4 Bbl./Gasoline	1980-1972	69

Engine Code Index												
Eng. Code	CID	Litres	CC	Block Type	Bore	Valves	Mfg.	Vin	Mfg. Div.	Fuel Del. Type	Years	Line
A170	170	2.8L	2786cc	OHV L6	3.4063"	12	Chrysler Eng.			1 Bbl./Gasoline	1965	3
A225	225	3.7L	3688cc	OHV L6	3.4063"	12	Chrysler Eng.			1 Bbl./Gasoline	1965	19
A251	251	4.1L	4114cc	L-HEAD L6	3.4375"	12	Chrysler Eng.		Chrysler	1 Bbl./Gasoline	1965	30
A273	273	4.5L	4474cc	OHV V8	3.625"	16	Chrysler Eng.			2 Bbl./Gasoline	1965	38
A318	318	5.2L	5212cc	OHV V8	3.9063"	16	Chrysler Eng.			2 Bbl./Gasoline	1965	45
A383	383	6.3L	6277cc	OHV V8	4.25"	16	Chrysler Eng.			2 Bbl./Gasoline	1965	64
MD2	318	5.2L	5212cc	OHV V8	3.9063"	16	Chrysler Eng.			2 Bbl./Gasoline	1959	46
P17	170	2.8L	2786cc	OHV L6	3.4063"	12	Chrysler Eng.			1 Bbl./Gasoline	1960	4
P17	170	2.8L	2786cc	OHV L6	3.4063"	12	Chrysler Eng.			4 Bbl./Gasoline	1960	5
P22	225	3.7L	3688cc	OHV L6	3.4063"	12	Chrysler Eng.			1 Bbl./Gasoline	1960	20
P23	230	3.8L	3770cc	L-HEAD L6	3.25"	12	Chrysler Eng.		Dodge	1 Bbl./Gasoline	1960	26
P25	251	4.1L	4114cc	L-HEAD L6	3.4375"	12	Chrysler Eng.		Chrysler	1 Bbl./Gasoline	1960	31
P31	318	5.2L	5212cc	OHV V8	3.9063"	16	Chrysler Eng.			2 Bbl./Gasoline	1960	47
R17	170	2.8L	2786cc	OHV L6	3.4063"	12	Chrysler Eng.			1 Bbl./Gasoline	1961	6
R22	225	3.7L	3688cc	OHV L6	3.4063"	12	Chrysler Eng.			1 Bbl./Gasoline	1961	21
R25	251	4.1L	4114cc	L-HEAD L6	3.4375"	12	Chrysler Eng.		Chrysler	1 Bbl./Gasoline	1961	32
R31	318	5.2L	5212cc	OHV V8	3.9063"	16	Chrysler Eng.			2 Bbl./Gasoline	1961	48
S17	170	2.8L	2786cc	OHV L6	3.4063"	12	Chrysler Eng.			1 Bbl./Gasoline	1962	7
S22	225	3.7L	3688cc	OHV L6	3.4063"	12	Chrysler Eng.			1 Bbl./Gasoline	1962	22
S25	251	4.1L	4114cc	L-HEAD L6	3.4375"	12	Chrysler Eng.		Chrysler	1 Bbl./Gasoline	1962	33
S31	318	5.2L	5212cc	OHV V8	3.9063"	16	Chrysler Eng.			2 Bbl./Gasoline	1962	49
T17	170	2.8L	2786cc	OHV L6	3.4063"	12	Chrysler Eng.			1 Bbl./Gasoline	1963	8
T22	225	3.7L	3688cc	OHV L6	3.4063"	12	Chrysler Eng.			1 Bbl./Gasoline	1963	23
T25	251	4.1L	4114cc	L-HEAD L6	3.4375"	12	Chrysler Eng.		Chrysler	1 Bbl./Gasoline	1963	34
T31	318	5.2L	5212cc	OHV V8	3.9063"	16	Chrysler Eng.			2 Bbl./Gasoline	1963	50
T38	383	6.3L	6277cc	OHV V8	4.25"	16	Chrysler Eng.			2 Bbl./Gasoline	1963	65
V17	170	2.8L	2786cc	OHV L6	3.4063"	12	Chrysler Eng.			1 Bbl./Gasoline	1964	9
V22	225	3.7L	3688cc	OHV L6	3.4063"	12	Chrysler Eng.			1 Bbl./Gasoline	1964	24
V25	251	4.1L	4114cc	L-HEAD L6	3.4375"	12	Chrysler Eng.		Chrysler	1 Bbl./Gasoline	1964	35
V27	273	4.5L	4474cc	OHV V8	3.625"	16	Chrysler Eng.			2 Bbl./Gasoline	1964	39
V31	318	5.2L	5212cc	OHV V8	3.9063"	16	Chrysler Eng.			2 Bbl./Gasoline	1964	51
V38	383	6.3L	6277cc	OHV V8	4.25"	16	Chrysler Eng.			2 Bbl./Gasoline	1964	66

170 2.8L (2786cc) OHV L6 (12 Valve), 3.4063" Bore (Chrysler Eng.), 1 Bbl. "VIN 6" 1970-1968 1					
VALVE TRAIN	QTY	TIMING	YEARS	PART NO.	DESCRIPTION
	1	3 Piece Set	69-68	KT3-495SA	
	1	Timing Chain	69-68	222-495	Silent type; 50 Links
	1	Crank Sprocket	69-68	223-291	Use w/silent type chain; 19 Teeth
VALVE TRAIN	QTY	CAMSHAFT/LIFTER	YEARS	PART NO.	DESCRIPTION
	1	Camshaft	70-68	CS-380	VINTAGE; Mechanical, (050) Duration at .050 Lobe Lift, 203 Exh., 198 Int., 109 Degrees Lobe Separation
	1	Prelube		55-403 Std Only	1.5 oz. packet
	1	Prelube		55-400 Std Only	4 oz. bottle; 1.5 oz. packet No. 55-403 also avail.
	12	Lifter	69-68	AT-2084 Std Only	VINTAGE; Dumbbell shaped mech.
	12	Lifter, Bulk	69-68	AT-2084B Std Only	Dumbbell shaped mech.; Carton of 117
VALVE TRAIN	QTY	VALVE	YEARS	PART NO.	DESCRIPTION
	6	Exhaust	69-68	V-4093 Std-15	1.3600" Head Dia., 0.3715" Stem Dia., 4.7970" O.A.L.
	6	Intake	69-68	V-1434 Std Only	2 groove; 1.6200" Head Dia., 0.3725" Stem Dia., 4.7740" O.A.L.
VALVE TRAIN	QTY	VALVE SPRING	YEARS	PART NO.	DESCRIPTION
	12	Spring	69-68	VS-510 Std Only	2.0000" Free Height
VALVE TRAIN	QTY	VALVE SEAL	YEARS	PART NO.	DESCRIPTION
	6	Valve Stem Seal	69-68	MV-1918 Std Only	Loc. Exh.; Umbrella type; (VTN) Viton®
	6	Valve Stem Seal	69-68	MV-1771C Std Only	Loc. Int.; Umbrella type; (PLY) Polyacrylate
	12	Valve Stem Seal	69-68	ST-2004 Std Only	Positive type; Installation requires valve guide machining; (RBBTF) Rubber/PTFE
	12	Valve Stem Seal	69-68	ST-2014 Std Only	Use w/repair guide; Positive type; Installation requires valve guide machining; (TFL) PTFE
	6	Valve Stem Seal Bulk	69-68	MV-1771 Std Only	Loc. Int.; Umbrella type; Carton of 100; (PLY) Polyacrylate
	12	Valve Stem Seal Bulk	69-68	ST-2004BC Std Only	Positive type; Installation requires valve guide machining; Carton of 100; (RBBTF) Rubber/PTFE

(continued on next page)

Dodge Truck (Incl. SUV's)

1 170 2.8L (2786cc) OHV L6 (12 Valve), 3.4063" Bore (Chrysler Eng.), 1 Bbl. "VIN 6" 1970-1968
(cont.)

VALVE TRAIN		QTY	VALVE SEAL (cont.)	YEARS	PART NO.	DESCRIPTION	VALVE TRAIN
			Valve Stem Seal Bulk	69-68	ST-2014BC Std Only	Use w/repair guide; Positive type; Installation requires valve guide machining; Carton of 100; (TFL) PTFE	
VALVE TRAIN		QTY	VALVE SEAT	YEARS	PART NO.	DESCRIPTION	VALVE TRAIN
		6	Seat	69-68	245-1437-1 Std Only	Loc. Exh.; 1.4420" OD, 1.2500" ID, 0.2160" Depth	
VALVE TRAIN		6	Seat	69-68	245-1750-2 Std Only	Loc. Int.; 1.7550" OD, 1.5000" ID, 0.2160" Depth	VALVE TRAIN
		6	Seat	69-68	245-1750-2N Std Only	Loc. Int.; Premium Material; 1.7550" OD, 1.5000" ID, 0.2160" Depth	
VALVE TRAIN		QTY	VALVE, MISC	YEARS	PART NO.	DESCRIPTION	VALVE TRAIN
		12	Keeper	69-68	VK-174 Std Only	Loc. Exh.; 4 groove	
		12	Keeper	69-68	VK-174R Std Only	Loc. Exh.; 4 groove; Hardened	
		12	Keeper	69-68	VK-66 Std Only	Loc. Int.; 2 groove	
		12	Keeper	69-68	VK-66R Std Only	Loc. Int.; 2 groove; Hardened	
		12	Spring Insert	69-68	259-103C Std Only	.015"; ID 1.030"; Carton of 100	
		12	Spring Insert	69-68	259-103B Std Only	.030"; ID 1.030"; Carton of 100	
		12	Spring Insert	69-68	259-103BRS Std Only	.030"; ID 1.030"; Carton of 500	
		12	Spring Insert	69-68	259-103A Std Only	.060"; ID 1.030"; Carton of 100	
		12	Spring Insert	69-68	259-103ARS Std Only	.060"; ID 1.030"; Carton of 500	
		6	Rotocap	69-68	RC-78S Std Only	Loc. Exh.	
		6	Rotocap	69-68	RC-78SB * Std Only	Loc. Exh.; Carton of 375	
BLOCK		QTY	PISTON	YEARS	PART NO.	DESCRIPTION	BLOCK
		6	Cast Piston	69-68	244NP Std-20-30-40-60	Cast; .9011" Pin Dia.; 2 Rings 5/64 Groove, 1 Ring 3/16 Groove, 1.740 CD, Flat Head - 8.2:1 C.R.	
BLOCK		6	Cast Piston - Individual	69-68	W244NP Std-20-30-40-60	Cast; .9011" Pin Dia.; 2 Rings 5/64 Groove, 1 Ring 3/16 Groove, 1.740 CD, Flat Head - 8.2:1 C.R.	BLOCK
		QTY	RINGS	YEARS	PART NO.	DESCRIPTION	
BLOCK		1	Premium Set	69-68	E-196K Std-20-30-40-60	2-5/64, 1-3/16; Premium Moly	BLOCK
		1	Standard Set	69-68	E-196X Std-20-30-40-60	2-5/64, 1-3/16; Iron	
BLOCK		QTY	ENGINE BEARINGS	YEARS	PART NO.	DESCRIPTION	BLOCK
		1	Main Set	69-68	4092M Std-10-20-30	VINTAGE	
		1	Rod Set	69-68	6-2375CP Std-10-20-30-40	VINTAGE	
		6	Rod Pair	69-68	2375CP Std-10-20-30-40	VINTAGE	
BLOCK		1	Cam Set	69-68	1454M Std Only	VINTAGE	BLOCK
		QTY	OIL PUMP	YEARS	PART NO.	DESCRIPTION	
		1	Oil Pump	69-68	224-4165V	High Volume; Will replace 5 bolt pump	
		1	Oil Pump	69-68	224-4165C	w/.826" rotor thickness; 5 bolt pump; Will replace early 6 bolt pump	
BLOCK		1	Screen Assy.	69	224-14157		BLOCK
		1	Screen Assy.	68	224-14157	From Ser. No. 2098000	
BLOCK		QTY	GASKETS	YEARS	PART NO.	DESCRIPTION	BLOCK
		1	Kit Gasket Set	70-68	260-1004	VINTAGE; Premium valve stem seals incl.	
BLOCK		QTY	FREEZE PLUGS	YEARS	PART NO.	DESCRIPTION	BLOCK
		1	Brass Block Plug Kit	69-68	381-8012		
		1	Brass Deep Cup Freeze Plug	69-68	381-9001	VINTAGE; 1.625" Diameter	
BLOCK		1	Steel Deep Cup Freeze Plug	69-68	381-3084	2.141" Diameter	BLOCK

2 170 2.8L (2786cc) OHV L6 (12 Valve), 3.4063" Bore (Chrysler Eng.), 1 Bbl. "VIN A" 1970-1966

VALVE TRAIN		QTY	TIMING	YEARS	PART NO.	DESCRIPTION	VALVE TRAIN
		1	3 Piece Set	69-66	KT3-495SA		
VALVE TRAIN		1	Timing Chain	69-66	222-495	Silent type; 50 Links	VALVE TRAIN
		1	Crank Sprocket	69-66	223-291	Use w/silent type chain; 19 Teeth	
VALVE TRAIN		QTY	CAMSHAFT/LIFTER	YEARS	PART NO.	DESCRIPTION	VALVE TRAIN
		1	Camshaft	70-66	CS-380	VINTAGE; Mechanical, (050) Duration at .050 Lobe Lift, 203 Exh., 198 Int., 109 Degrees Lobe Separation	
		1	Prelube		55-403 Std Only	1.5 oz. packet	
		1	Prelube		55-400 Std Only	4 oz. bottle; 1.5 oz. packet No. 55-403 also avail.	
		12	Lifter	69-66	AT-2084 Std Only	VINTAGE; Dumbbell shaped mech.	
VALVE TRAIN		12	Lifter, Bulk	69-66	AT-2084B Std Only	Dumbbell shaped mech.; Carton of 117	VALVE TRAIN
		QTY	VALVE	YEARS	PART NO.	DESCRIPTION	
VALVE TRAIN		6	Exhaust	69-66	V-4093 Std-15	1.3600" Head Dia., 0.3715" Stem Dia., 4.7970" O.A.L.	VALVE TRAIN
		6	Intake	69-66	V-1434 Std Only	2 groove; 1.6200" Head Dia., 0.3725" Stem Dia., 4.7740" O.A.L.	
VALVE TRAIN		QTY	VALVE SPRING	YEARS	PART NO.	DESCRIPTION	VALVE TRAIN
		12	Spring	69-66	VS-510 Std Only	2.0000" Free Height	
VALVE TRAIN		QTY	VALVE SEAL	YEARS	PART NO.	DESCRIPTION	VALVE TRAIN
		6	Valve Stem Seal	69-66	MV-1918 Std Only	Loc. Exh.; Umbrella type; (VTN) Viton®	
VALVE TRAIN		6	Valve Stem Seal	69-66	MV-1771C Std Only	Loc. Int.; Umbrella type; (PLY) Polyacrylate	VALVE TRAIN

(continued on next page)

Dodge Truck (Incl. SUV's)

170 2.8L (2786cc) OHV L6 (12 Valve), 3.4063" Bore (Chrysler Eng.), 1 Bbl. "VIN A" 1970-1966 **2**
(cont.)

VALVE TRAIN		QTY	VALVE SEAL (cont.)	YEARS	PART NO.	DESCRIPTION
		12	Valve Stem Seal	69-66	ST-2004 Std Only	Positive type; Installation requires valve guide machining; (RBBTF) Rubber/PTFE
12	Valve Stem Seal	69-66	ST-2014 Std Only	Use w/repair guide; Positive type; Installation requires valve guide machining; (TFL) PTFE		
6	Valve Stem Seal Bulk	69-66	MV-1771 Std Only	Loc. Int.; Umbrella type; Carton of 100; (PLY) Polyacrylate		
12	Valve Stem Seal Bulk	69-66	ST-2004BC Std Only	Positive type; Installation requires valve guide machining; Carton of 100; (RBBTF) Rubber/PTFE		
12	Valve Stem Seal Bulk	69-66	ST-2014BC Std Only	Use w/repair guide; Positive type; Installation requires valve guide machining; Carton of 100; (TFL) PTFE		
VALVE SEAT		QTY	VALVE SEAT	YEARS	PART NO.	DESCRIPTION
		6	Seat	69-66	245-1437-1 Std Only	Loc. Exh.; 1.4420" OD, 1.2500" ID, 0.2160" Depth
6	Seat	69-66	245-1750-2 Std Only	Loc. Int.; 1.7550" OD, 1.5000" ID, 0.2160" Depth		
6	Seat	69-66	245-1750-2N Std Only	Loc. Int.; Premium Material; 1.7550" OD, 1.5000" ID, 0.2160" Depth		
VALVE, MISC		QTY	VALVE, MISC	YEARS	PART NO.	DESCRIPTION
		12	Keeper	69-66	VK-174 Std Only	Loc. Exh.; 4 groove
		12	Keeper	69-66	VK-174R Std Only	Loc. Exh.; 4 groove; Hardened
		12	Keeper	69-66	VK-66 Std Only	Loc. Int.; 2 groove
		12	Keeper	69-66	VK-66R Std Only	Loc. Int.; 2 groove; Hardened
		12	Spring Insert	69-66	259-103C Std Only	.015"; ID 1.030"; Carton of 100
		12	Spring Insert	69-66	259-103B Std Only	.030"; ID 1.030"; Carton of 100
		12	Spring Insert	69-66	259-103BR Std Only	.030"; ID 1.030"; Carton of 500
		12	Spring Insert	69-66	259-103A Std Only	.060"; ID 1.030"; Carton of 100
		12	Spring Insert	69-66	259-103ARS Std Only	.060"; ID 1.030"; Carton of 500
		6	Rotocap	69-66	RC-78S Std Only	Loc. Exh.
		6	Rotocap	69-66	RC-78SB * Std Only	Loc. Exh.; Carton of 375
PISTON		QTY	PISTON	YEARS	PART NO.	DESCRIPTION
		6	Cast Piston	69-66	244NP Std-20-30-40-60	Cast; .9011" Pin Dia.; 2 Rings 5/64 Groove, 1 Ring 3/16 Groove, 1.740 CD, Flat Head - 8.2:1 C.R.
6	Cast Piston - Individual	69-66	W244NP Std-20-30-40-60	Cast; .9011" Pin Dia.; 2 Rings 5/64 Groove, 1 Ring 3/16 Groove, 1.740 CD, Flat Head - 8.2:1 C.R.		
RINGS		QTY	RINGS	YEARS	PART NO.	DESCRIPTION
		1	Premium Set	69-66	E-196K Std-20-30-40-60	2-5/64, 1-3/16; Premium Moly
1	Standard Set	69-66	E-196X Std-20-30-40-60	2-5/64, 1-3/16; Iron		
ENGINE BEARINGS		QTY	ENGINE BEARINGS	YEARS	PART NO.	DESCRIPTION
		1	Main Set	69-66	4092M Std-10-20-30	VINTAGE
		1	Rod Set	69-66	6-2375CP Std-10-20-30-40	VINTAGE
		6	Rod Pair	69-66	2375CP Std-10-20-30-40	VINTAGE
		1	Cam Set	69-66	1454M Std Only	VINTAGE
OIL PUMP		QTY	OIL PUMP	YEARS	PART NO.	DESCRIPTION
		1	Oil Pump	69-66	224-4165V	High Volume; Will replace 5 bolt pump
		1	Oil Pump	69-66	224-4165C	w/.826" rotor thickness; 5 bolt pump; Will replace early 6 bolt pump
		1	Screen Assy.	69	224-14157	
		1	Screen Assy.	68	224-14157	From Ser. No. 2098000
GASKETS		QTY	GASKETS	YEARS	PART NO.	DESCRIPTION
1	Kit Gasket Set	70-66	260-1004	VINTAGE; Premium valve stem seals incl.		
FREEZE PLUGS		QTY	FREEZE PLUGS	YEARS	PART NO.	DESCRIPTION
1	Brass Block Plug Kit	69-66	381-8012			
1	Brass Deep Cup Freeze Plug	69-66	381-9001	VINTAGE; 1.625" Diameter		
1	Steel Deep Cup Freeze Plug	69-66	381-3084	2.141" Diameter		

170 2.8L (2786cc) OHV L6 (12 Valve), 3.4063" Bore (Chrysler Eng.), 1 Bbl. "Eng. Code A170" 1965 **3**

TIMING		QTY	TIMING	YEARS	PART NO.	DESCRIPTION
		1	3 Piece Set	65	KT3-495SA	
		1	Timing Chain	65	222-495	Silent type; 50 Links
1	Crank Sprocket	65	223-291	Use w/silent type chain; 19 Teeth		
CAMSHAFT/LIFTER		QTY	CAMSHAFT/LIFTER	YEARS	PART NO.	DESCRIPTION
1	Camshaft	65	CS-380	VINTAGE; Mechanical, (050) Duration at .050 Lobe Lift, 203 Exh., 198 Int., 109 Degrees Lobe Separation		
1	Prelube		55-403 Std Only	1.5 oz. packet		
1	Prelube		55-400 Std Only	4 oz. bottle; 1.5 oz. packet No. 55-403 also avail.		
12	Lifter	65	AT-2084 Std Only	VINTAGE; Dumbbell shaped mech.		
12	Lifter, Bulk	65	AT-2084B Std Only	Dumbbell shaped mech.; Carton of 117		
VALVE		QTY	VALVE	YEARS	PART NO.	DESCRIPTION
6	Exhaust	65	V-4093 Std-15	1.3600" Head Dia., 0.3715" Stem Dia., 4.7970" O.A.L.		
6	Intake	65	V-1434 Std Only	2 groove; 1.6200" Head Dia., 0.3725" Stem Dia., 4.7740" O.A.L.		

(continued on next page)

Dodge Truck (Incl. SUV's)

3 170 2.8L (2786cc) OHV L6 (12 Valve), 3.4063" Bore (Chrysler Eng.), 1 Bbl. "Eng. Code A170" 1965
(cont.)

QTY	VALVE SPRING	YEARS	PART NO.	DESCRIPTION
12	Spring	65	VS-510 Std Only	2.0000" Free Height
6	Valve Stem Seal	65	MV-1918 Std Only	Loc. Exh.; Umbrella type; (VTN) Viton®
6	Valve Stem Seal	65	MV-1771C Std Only	Loc. Int.; Umbrella type; (PLY) Polyacrylate
12	Valve Stem Seal	65	ST-2004 Std Only	Positive type; Installation requires valve guide machining; (RBBTF) Rubber/PTFE
12	Valve Stem Seal	65	ST-2014 Std Only	Use w/repair guide; Positive type; Installation requires valve guide machining; (TFL) PTFE
6	Valve Stem Seal Bulk	65	MV-1771 Std Only	Loc. Int.; Umbrella type; Carton of 100; (PLY) Polyacrylate
12	Valve Stem Seal Bulk	65	ST-2004BC Std Only	Positive type; Installation requires valve guide machining; Carton of 100; (RBBTF) Rubber/PTFE
12	Valve Stem Seal Bulk	65	ST-2014BC Std Only	Use w/repair guide; Positive type; Installation requires valve guide machining; Carton of 100; (TFL) PTFE
6	Seat	65	245-1437-1 Std Only	Loc. Exh.; 1.4420" OD, 1.2500" ID, 0.2160" Depth
6	Seat	65	245-1750-2 Std Only	Loc. Int.; 1.7550" OD, 1.5000" ID, 0.2160" Depth
6	Seat	65	245-1750-2N Std Only	Loc. Int.; Premium Material; 1.7550" OD, 1.5000" ID, 0.2160" Depth
12	Keeper	65	VK-174 Std Only	Loc. Exh.; 4 groove
12	Keeper	65	VK-174R Std Only	Loc. Exh.; 4 groove; Hardened
12	Keeper	65	VK-66 Std Only	Loc. Int.; 2 groove
12	Keeper	65	VK-66R Std Only	Loc. Int.; 2 groove; Hardened
12	Spring Insert	65	259-103C Std Only	.015"; ID 1.030"; Carton of 100
12	Spring Insert	65	259-103B Std Only	.030"; ID 1.030"; Carton of 100
12	Spring Insert	65	259-103BRS Std Only	.030"; ID 1.030"; Carton of 500
12	Spring Insert	65	259-103A Std Only	.060"; ID 1.030"; Carton of 100
12	Spring Insert	65	259-103ARS Std Only	.060"; ID 1.030"; Carton of 500
6	Rotocap	65	RC-78S Std Only	Loc. Exh.
6	Rotocap	65	RC-78SB * Std Only	Loc. Exh.; Carton of 375
6	Cast Piston	65	244NP Std-20-30-40-60	Cast; .9011" Pin Dia.; 2 Rings 5/64 Groove, 1 Ring 3/16 Groove, 1.740 CD, Flat Head - 8.2:1 C.R.
6	Cast Piston - Individual	65	W244NP Std-20-30-40-60	Cast; .9011" Pin Dia.; 2 Rings 5/64 Groove, 1 Ring 3/16 Groove, 1.740 CD, Flat Head - 8.2:1 C.R.
1	Premium Set	65	E-196K Std-20-30-40-60	2-5/64, 1-3/16; Premium Moly
1	Standard Set	65	E-196X Std-20-30-40-60	2-5/64, 1-3/16; Iron
1	Main Set	65	4092M Std-10-20-30	VINTAGE
1	Rod Set	65	6-2375CP Std-10-20-30-40	VINTAGE
6	Rod Pair	65	2375CP Std-10-20-30-40	VINTAGE
1	Cam Set	65	1454M Std Only	VINTAGE
1	Oil Pump	65	224-4165V	High Volume; Will replace 5 bolt pump
1	Oil Pump	65	224-4165C	w/.826" rotor thickness; 5 bolt pump; Will replace early 6 bolt pump
1	Kit Gasket Set	65	260-1004	VINTAGE; Premium valve stem seals incl.
1	Brass Block Plug Kit	65	381-8012	
1	Brass Deep Cup Freeze Plug	65	381-9001	VINTAGE; 1.625" Diameter
1	Steel Deep Cup Freeze Plug	65	381-3084	2.141" Diameter

4 170 2.8L (2786cc) OHV L6 (12 Valve), 3.4063" Bore (Chrysler Eng.), 1 Bbl. "Eng. Code P17" 1960

QTY	TIMING	YEARS	PART NO.	DESCRIPTION
1	3 Piece Set	60	KT3-495SA	
1	Timing Chain	60	222-495	Silent type; 50 Links
1	Crank Sprocket	60	223-291	Use w/silent type chain; 19 Teeth
1	Camshaft	60	CS-380	VINTAGE; Mechanical, (050) Duration at .050 Lobe Lift, 203 Exh., 198 Int., 109 Degrees Lobe Separation
1	Prelube		55-403 Std Only	1.5 oz. packet
1	Prelube		55-400 Std Only	4 oz. bottle; 1.5 oz. packet No. 55-403 also avail.
1	Kit Gasket Set	60	260-1004	VINTAGE; Premium valve stem seals incl.

(continued on next page)

Dodge Truck (Incl. SUV's)

170 2.8L (2786cc) OHV L6 (12 Valve), 3.4063" Bore (Chrysler Eng.), 1 Bbl. "Eng. Code P17" 1960 4
(cont.)

QTY	FREEZE PLUGS	YEARS	PART NO.	DESCRIPTION
1	Brass Block Plug Kit	60	381-8012	
1	Brass Deep Cup Freeze Plug	60	381-9001	VINTAGE; 1.625" Diameter
1	Steel Deep Cup Freeze Plug	60	381-3084	2.141" Diameter

170 2.8L (2786cc) OHV L6 (12 Valve), 3.4063" Bore (Chrysler Eng.), 4 Bbl. "Eng. Code P17" 1960 5

QTY	CAMSHAFT/LIFTER	YEARS	PART NO.	DESCRIPTION
1	Camshaft	60	CS-380	VINTAGE; Mechanical, (050) Duration at .050 Lobe Lift, 203 Exh., 198 Int., 109 Degrees Lobe Separation
1	Prelube		55-403 Std Only	1.5 oz. packet
1	Prelube		55-400 Std Only	4 oz. bottle; 1.5 oz. packet No. 55-403 also avail.

QTY	GASKETS	YEARS	PART NO.	DESCRIPTION
1	Kit Gasket Set	60	260-1004	VINTAGE; Premium valve stem seals incl.

QTY	FREEZE PLUGS	YEARS	PART NO.	DESCRIPTION
1	Brass Block Plug Kit	60	381-8012	
1	Brass Deep Cup Freeze Plug	60	381-9001	VINTAGE; 1.625" Diameter
1	Steel Deep Cup Freeze Plug	60	381-3084	2.141" Diameter

170 2.8L (2786cc) OHV L6 (12 Valve), 3.4063" Bore (Chrysler Eng.), 1 Bbl. "Eng. Code R17" 1961 6

QTY	TIMING	YEARS	PART NO.	DESCRIPTION
1	3 Piece Set	61	KT3-495SA	
1	Timing Chain	61	222-495	Silent type; 50 Links
1	Crank Sprocket	61	223-291	Use w/silent type chain; 19 Teeth

QTY	CAMSHAFT/LIFTER	YEARS	PART NO.	DESCRIPTION
1	Camshaft	61	CS-380	VINTAGE; Mechanical, (050) Duration at .050 Lobe Lift, 203 Exh., 198 Int., 109 Degrees Lobe Separation
1	Prelube		55-403 Std Only	1.5 oz. packet
1	Prelube		55-400 Std Only	4 oz. bottle; 1.5 oz. packet No. 55-403 also avail.
12	Lifter	61	AT-2084 Std Only	VINTAGE; Dumbbell shaped mech.
12	Lifter, Bulk	61	AT-2084B Std Only	Dumbbell shaped mech.; Carton of 117

QTY	VALVE	YEARS	PART NO.	DESCRIPTION
6	Exhaust	61	V-4093 Std-15	1.3600" Head Dia., 0.3715" Stem Dia., 4.7970" O.A.L.
6	Intake	61	V-1434 Std Only	2 groove; 1.6200" Head Dia., 0.3725" Stem Dia., 4.7740" O.A.L.

QTY	VALVE SPRING	YEARS	PART NO.	DESCRIPTION
12	Spring	61	VS-510 Std Only	2.0000" Free Height

QTY	VALVE SEAL	YEARS	PART NO.	DESCRIPTION
6	Valve Stem Seal	61	MV-1599C Std Only	Loc. Int.; Umbrella type; (RBB) Rubber
12	Valve Stem Seal	61	ST-2004 Std Only	Positive type; Installation requires valve guide machining; (RBBTF) Rubber/PTFE
12	Valve Stem Seal	61	ST-2014 Std Only	Use w/repair guide; Positive type; Installation requires valve guide machining; (TFL) PTFE
6	Valve Stem Seal Bulk	61	MV-1599 Std Only	Loc. Int.; Umbrella type; Carton of 100; (RBB) Rubber
12	Valve Stem Seal Bulk	61	ST-2004BC Std Only	Positive type; Installation requires valve guide machining; Carton of 100; (RBBTF) Rubber/PTFE
12	Valve Stem Seal Bulk	61	ST-2014BC Std Only	Use w/repair guide; Positive type; Installation requires valve guide machining; Carton of 100; (TFL) PTFE

QTY	VALVE SEAT	YEARS	PART NO.	DESCRIPTION
6	Seat	61	245-1437-1 Std Only	Loc. Exh.; 1.4420" OD, 1.2500" ID, 0.2160" Depth
6	Seat	61	245-1750-2 Std Only	Loc. Int.; 1.7550" OD, 1.5000" ID, 0.2160" Depth
6	Seat	61	245-1750-2N Std Only	Loc. Int.; Premium Material; 1.7550" OD, 1.5000" ID, 0.2160" Depth

QTY	VALVE, MISC	YEARS	PART NO.	DESCRIPTION
12	Keeper	61	VK-174 Std Only	Loc. Exh.; 4 groove
12	Keeper	61	VK-174R Std Only	Loc. Exh.; 4 groove; Hardened
12	Keeper	61	VK-66 Std Only	Loc. Int.; 2 groove
12	Keeper	61	VK-66R Std Only	Loc. Int.; 2 groove; Hardened
12	Spring Insert	61	259-103C Std Only	.015"; ID 1.030"; Carton of 100
12	Spring Insert	61	259-103B Std Only	.030"; ID 1.030"; Carton of 100
12	Spring Insert	61	259-103BRS Std Only	.030"; ID 1.030"; Carton of 500
12	Spring Insert	61	259-103A Std Only	.060"; ID 1.030"; Carton of 100
12	Spring Insert	61	259-103ARS Std Only	.060"; ID 1.030"; Carton of 500
6	Rotocap	61	RC-78S Std Only	Loc. Exh.
6	Rotocap	61	RC-78SB * Std Only	Loc. Exh.; Carton of 375

QTY	PISTON	YEARS	PART NO.	DESCRIPTION
6	Cast Piston	61	244NP Std-20-30-40-60	Cast; .9011" Pin Dia.; 2 Rings 5/64 Groove, 1 Ring 3/16 Groove, 1.740 CD, Flat Head - 8.2:1 C.R.

(continued on next page)

Dodge Truck (Incl. SUV's)

6 170 2.8L (2786cc) OHV L6 (12 Valve), 3.4063" Bore (Chrysler Eng.), 1 Bbl. "Eng. Code R17" 1961				
(cont.)				
QTY	PISTON (cont.)	YEARS	PART NO.	DESCRIPTION
6	Cast Piston - Individual	61	W244NP Std-20-30-40-60	Cast; .9011" Pin Dia.; 2 Rings 5/64 Groove, 1 Ring 3/16 Groove, 1.740 CD, Flat Head - 8.2:1 C.R.
QTY	RINGS	YEARS	PART NO.	DESCRIPTION
1	Premium Set	61	E-196K Std-20-30-40-60	2-5/64, 1-3/16; Premium Moly
1	Standard Set	61	E-196X Std-20-30-40-60	2-5/64, 1-3/16; Iron
QTY	ENGINE BEARINGS	YEARS	PART NO.	DESCRIPTION
1	Main Set	61	4092M Std-10-20-30	VINTAGE
1	Rod Set	61	6-2375CP Std-10-20-30-40	VINTAGE
6	Rod Pair	61	2375CP Std-10-20-30-40	VINTAGE
1	Cam Set	61	1454M Std Only	VINTAGE
QTY	OIL PUMP	YEARS	PART NO.	DESCRIPTION
1	Oil Pump	61	224-4165V	High Volume; Will replace 5 bolt pump
1	Oil Pump	61	224-4165C	w/.826" rotor thickness; 5 bolt pump; Will replace early 6 bolt pump
QTY	GASKETS	YEARS	PART NO.	DESCRIPTION
1	Kit Gasket Set	61	260-1004	VINTAGE; Premium valve stem seals incl.
QTY	FREEZE PLUGS	YEARS	PART NO.	DESCRIPTION
1	Brass Block Plug Kit	61	381-8012	
1	Brass Deep Cup Freeze Plug	61	381-9001	VINTAGE; 1.625" Diameter
1	Steel Deep Cup Freeze Plug	61	381-3084	2.141" Diameter
7 170 2.8L (2786cc) OHV L6 (12 Valve), 3.4063" Bore (Chrysler Eng.), 1 Bbl. "Eng. Code S17" 1962				
QTY	TIMING	YEARS	PART NO.	DESCRIPTION
1	3 Piece Set	62	KT3-495SA	
1	Timing Chain	62	222-495	Silent type; 50 Links
1	Crank Sprocket	62	223-291	Use w/silent type chain; 19 Teeth
QTY	CAMSHAFT/LIFTER	YEARS	PART NO.	DESCRIPTION
1	Camshaft	62	CS-380	VINTAGE; Mechanical, (050) Duration at .050 Lobe Lift, 203 Exh., 198 Int., 109 Degrees Lobe Separation
1	Prelube		55-403 Std Only	1.5 oz. packet
1	Prelube		55-400 Std Only	4 oz. bottle; 1.5 oz. packet No. 55-403 also avail.
12	Lifter	62	AT-2084 Std Only	VINTAGE; Dumbbell shaped mech.
12	Lifter, Bulk	62	AT-2084B Std Only	Dumbbell shaped mech.; Carton of 117
QTY	VALVE	YEARS	PART NO.	DESCRIPTION
6	Exhaust	62	V-4093 Std-15	1.3600" Head Dia., 0.3715" Stem Dia., 4.7970" O.A.L.
6	Intake	62	V-1434 Std Only	2 groove; 1.6200" Head Dia., 0.3725" Stem Dia., 4.7740" O.A.L.
QTY	VALVE SPRING	YEARS	PART NO.	DESCRIPTION
12	Spring	62	VS-510 Std Only	2.0000" Free Height
QTY	VALVE SEAL	YEARS	PART NO.	DESCRIPTION
6	Valve Stem Seal	62	MV-1599C Std Only	Loc. Int.; Umbrella type; (RBB) Rubber
12	Valve Stem Seal	62	ST-2004 Std Only	Positive type; Installation requires valve guide machining; (RBBTF) Rubber/PTFE
12	Valve Stem Seal	62	ST-2014 Std Only	Use w/repair guide; Positive type; Installation requires valve guide machining; (TFL) PTFE
6	Valve Stem Seal Bulk	62	MV-1599 Std Only	Loc. Int.; Umbrella type; Carton of 100; (RBB) Rubber
12	Valve Stem Seal Bulk	62	ST-2004BC Std Only	Positive type; Installation requires valve guide machining; Carton of 100; (RBBTF) Rubber/PTFE
12	Valve Stem Seal Bulk	62	ST-2014BC Std Only	Use w/repair guide; Positive type; Installation requires valve guide machining; Carton of 100; (TFL) PTFE
QTY	VALVE SEAT	YEARS	PART NO.	DESCRIPTION
6	Seat	62	245-1437-1 Std Only	Loc. Exh.; 1.4420" OD, 1.2500" ID, 0.2160" Depth
6	Seat	62	245-1750-2 Std Only	Loc. Int.; 1.7550" OD, 1.5000" ID, 0.2160" Depth
6	Seat	62	245-1750-2N Std Only	Loc. Int.; Premium Material; 1.7550" OD, 1.5000" ID, 0.2160" Depth
QTY	VALVE, MISC	YEARS	PART NO.	DESCRIPTION
12	Keeper	62	VK-174 Std Only	Loc. Exh.; 4 groove
12	Keeper	62	VK-174R Std Only	Loc. Exh.; 4 groove; Hardened
12	Keeper	62	VK-66 Std Only	Loc. Int.; 2 groove
12	Keeper	62	VK-66R Std Only	Loc. Int.; 2 groove; Hardened
12	Spring Insert	62	259-103C Std Only	.015"; ID 1.030"; Carton of 100
12	Spring Insert	62	259-103B Std Only	.030"; ID 1.030"; Carton of 100
12	Spring Insert	62	259-103BRS Std Only	.030"; ID 1.030"; Carton of 500
12	Spring Insert	62	259-103A Std Only	.060"; ID 1.030"; Carton of 100
12	Spring Insert	62	259-103ARS Std Only	.060"; ID 1.030"; Carton of 500
6	Rotocap	62	RC-78S Std Only	Loc. Exh.
6	Rotocap	62	RC-78SB * Std Only	Loc. Exh.; Carton of 375

(continued on next page)

Dodge Truck (Incl. SUV's)

170 2.8L (2786cc) OHV L6 (12 Valve), 3.4063" Bore (Chrysler Eng.), 1 Bbl. "Eng. Code S17" 1962 7 (cont.)

QTY	PISTON	YEARS	PART NO.	DESCRIPTION
6	Cast Piston	62	244NP Std-20-30-40-60	Cast; .9011" Pin Dia.; 2 Rings 5/64 Groove, 1 Ring 3/16 Groove, 1.740 CD, Flat Head - 8.2:1 C.R.
6	Cast Piston - Individual	62	W244NP Std-20-30-40-60	Cast; .9011" Pin Dia.; 2 Rings 5/64 Groove, 1 Ring 3/16 Groove, 1.740 CD, Flat Head - 8.2:1 C.R.
QTY	RINGS	YEARS	PART NO.	DESCRIPTION
1	Premium Set	62	E-196K Std-20-30-40-60	2-5/64, 1-3/16; Premium Moly
1	Standard Set	62	E-196X Std-20-30-40-60	2-5/64, 1-3/16; Iron
QTY	ENGINE BEARINGS	YEARS	PART NO.	DESCRIPTION
1	Main Set	62	4092M Std-10-20-30	VINTAGE
1	Rod Set	62	6-2375CP Std-10-20-30-40	VINTAGE
6	Rod Pair	62	2375CP Std-10-20-30-40	VINTAGE
1	Cam Set	62	1454M Std Only	VINTAGE
QTY	OIL PUMP	YEARS	PART NO.	DESCRIPTION
1	Oil Pump	62	224-4165V	High Volume; Will replace 5 bolt pump
1	Oil Pump	62	224-4165C	w/.826" rotor thickness; 5 bolt pump; Will replace early 6 bolt pump
QTY	GASKETS	YEARS	PART NO.	DESCRIPTION
1	Kit Gasket Set	62	260-1004	VINTAGE; Premium valve stem seals incl.
QTY	FREEZE PLUGS	YEARS	PART NO.	DESCRIPTION
1	Brass Block Plug Kit	62	381-8012	
1	Brass Deep Cup Freeze Plug	62	381-9001	VINTAGE; 1.625" Diameter
1	Steel Deep Cup Freeze Plug	62	381-3084	2.141" Diameter

170 2.8L (2786cc) OHV L6 (12 Valve), 3.4063" Bore (Chrysler Eng.), 1 Bbl. "Eng. Code T17" 1963 8

QTY	TIMING	YEARS	PART NO.	DESCRIPTION
1	3 Piece Set	63	KT3-495SA	
1	Timing Chain	63	222-495	Silent type; 50 Links
1	Crank Sprocket	63	223-291	Use w/silent type chain; 19 Teeth
QTY	CAMSHAFT/LIFTER	YEARS	PART NO.	DESCRIPTION
1	Camshaft	63	CS-380	VINTAGE; Mechanical, (050) Duration at .050 Lobe Lift, 203 Exh., 198 Int., 109 Degrees Lobe Separation
1	Prelube		55-403 Std Only	1.5 oz. packet
1	Prelube		55-400 Std Only	4 oz. bottle; 1.5 oz. packet No. 55-403 also avail.
12	Lifter	63	AT-2084 Std Only	VINTAGE; Dumbbell shaped mech.
12	Lifter, Bulk	63	AT-2084B Std Only	Dumbbell shaped mech.; Carton of 117
QTY	VALVE	YEARS	PART NO.	DESCRIPTION
6	Exhaust	63	V-4093 Std-15	1.3600" Head Dia., 0.3715" Stem Dia., 4.7970" O.A.L.
6	Intake	63	V-1434 Std Only	2 groove; 1.6200" Head Dia., 0.3725" Stem Dia., 4.7740" O.A.L.
QTY	VALVE SPRING	YEARS	PART NO.	DESCRIPTION
12	Spring	63	VS-510 Std Only	2.0000" Free Height
QTY	VALVE SEAL	YEARS	PART NO.	DESCRIPTION
6	Valve Stem Seal	63	MV-1918 Std Only	Loc. Exh.; Umbrella type; (VTN) Viton®
6	Valve Stem Seal	63	MV-1771C Std Only	Loc. Int.; Umbrella type; (PLY) Polyacrylate
12	Valve Stem Seal	63	ST-2004 Std Only	Positive type; Installation requires valve guide machining; (RBBTF) Rubber/PTFE
12	Valve Stem Seal	63	ST-2014 Std Only	Use w/repair guide; Positive type; Installation requires valve guide machining; (TFL) PTFE
6	Valve Stem Seal Bulk	63	MV-1771 Std Only	Loc. Int.; Umbrella type; Carton of 100; (PLY) Polyacrylate
12	Valve Stem Seal Bulk	63	ST-2004BC Std Only	Positive type; Installation requires valve guide machining; Carton of 100; (RBBTF) Rubber/PTFE
12	Valve Stem Seal Bulk	63	ST-2014BC Std Only	Use w/repair guide; Positive type; Installation requires valve guide machining; Carton of 100; (TFL) PTFE
QTY	VALVE SEAT	YEARS	PART NO.	DESCRIPTION
6	Seat	63	245-1437-1 Std Only	Loc. Exh.; 1.4420" OD, 1.2500" ID, 0.2160" Depth
6	Seat	63	245-1750-2 Std Only	Loc. Int.; 1.7550" OD, 1.5000" ID, 0.2160" Depth
6	Seat	63	245-1750-2N Std Only	Loc. Int.; Premium Material; 1.7550" OD, 1.5000" ID, 0.2160" Depth
QTY	VALVE, MISC	YEARS	PART NO.	DESCRIPTION
12	Keeper	63	VK-174 Std Only	Loc. Exh.; 4 groove
12	Keeper	63	VK-174R Std Only	Loc. Exh.; 4 groove; Hardened
12	Keeper	63	VK-66 Std Only	Loc. Int.; 2 groove
12	Keeper	63	VK-66R Std Only	Loc. Int.; 2 groove; Hardened
12	Spring Insert	63	259-103C Std Only	.015"; ID 1.030"; Carton of 100
12	Spring Insert	63	259-103B Std Only	.030"; ID 1.030"; Carton of 100
12	Spring Insert	63	259-103BRS Std Only	.030"; ID 1.030"; Carton of 500
12	Spring Insert	63	259-103A Std Only	.060"; ID 1.030"; Carton of 100
12	Spring Insert	63	259-103ARS Std Only	.060"; ID 1.030"; Carton of 500

(continued on next page)

Dodge Truck (Incl. SUV's)

8 170 2.8L (2786cc) OHV L6 (12 Valve), 3.4063" Bore (Chrysler Eng.), 1 Bbl. "Eng. Code T17" 1963
(cont.)

QTY	VALVE, MISC (cont.)	YEARS	PART NO.	DESCRIPTION
6	Rotocap	63	RC-78S Std Only	Loc. Exh.
6	Rotocap	63	RC-78SB * Std Only	Loc. Exh.; Carton of 375
B	PISTON	YEARS	PART NO.	DESCRIPTION
6	Cast Piston	63	244NP Std-20-30-40-60	Cast; .9011" Pin Dia.; 2 Rings 5/64 Groove, 1 Ring 3/16 Groove, 1.740 CD, Flat Head - 8.2:1 C.R.
6	Cast Piston - Individual	63	W244NP Std-20-30-40-60	Cast; .9011" Pin Dia.; 2 Rings 5/64 Groove, 1 Ring 3/16 Groove, 1.740 CD, Flat Head - 8.2:1 C.R.
B	RINGS	YEARS	PART NO.	DESCRIPTION
1	Premium Set	63	E-196K Std-20-30-40-60	2-5/64, 1-3/16; Premium Moly
1	Standard Set	63	E-196X Std-20-30-40-60	2-5/64, 1-3/16; Iron
B	ENGINE BEARINGS	YEARS	PART NO.	DESCRIPTION
1	Main Set	63	4092M Std-10-20-30	VINTAGE
1	Rod Set	63	6-2375CP Std-10-20-30-40	VINTAGE
6	Rod Pair	63	2375CP Std-10-20-30-40	VINTAGE
1	Cam Set	63	1454M Std Only	VINTAGE
B	OIL PUMP	YEARS	PART NO.	DESCRIPTION
1	Oil Pump	63	224-4165V	High Volume; Will replace 5 bolt pump
1	Oil Pump	63	224-4165C	w/.826" rotor thickness; 5 bolt pump; Will replace early 6 bolt pump
B	GASKETS	YEARS	PART NO.	DESCRIPTION
1	Kit Gasket Set	63	260-1004	VINTAGE; Premium valve stem seals incl.
B	FREEZE PLUGS	YEARS	PART NO.	DESCRIPTION
1	Brass Block Plug Kit	63	381-8012	
1	Brass Deep Cup Freeze Plug	63	381-9001	VINTAGE; 1.625" Diameter
1	Steel Deep Cup Freeze Plug	63	381-3084	2.141" Diameter

9 170 2.8L (2786cc) OHV L6 (12 Valve), 3.4063" Bore (Chrysler Eng.), 1 Bbl. "Eng. Code V17" 1964

QTY	TIMING	YEARS	PART NO.	DESCRIPTION
1	3 Piece Set	64	KT3-495SA	
1	Timing Chain	64	222-495	Silent type; 50 Links
1	Crank Sprocket	64	223-291	Use w/silent type chain; 19 Teeth
V	CAMSHAFT/LIFTER	YEARS	PART NO.	DESCRIPTION
1	Camshaft	64	CS-380	VINTAGE; Mechanical, (050) Duration at .050 Lobe Lift, 203 Exh., 198 Int., 109 Degrees Lobe Separation
1	Prelube		55-403 Std Only	1.5 oz. packet
1	Prelube		55-400 Std Only	4 oz. bottle; 1.5 oz. packet No. 55-403 also avail.
12	Lifter	64	AT-2084 Std Only	VINTAGE; Dumbbell shaped mech.
12	Lifter, Bulk	64	AT-2084B Std Only	Dumbbell shaped mech.; Carton of 117
V	VALVE	YEARS	PART NO.	DESCRIPTION
6	Exhaust	64	V-4093 Std-15	1.3600" Head Dia., 0.3715" Stem Dia., 4.7970" O.A.L.
6	Intake	64	V-1434 Std Only	2 groove; 1.6200" Head Dia., 0.3725" Stem Dia., 4.7740" O.A.L.
V	VALVE SPRING	YEARS	PART NO.	DESCRIPTION
12	Spring	64	VS-510 Std Only	2.0000" Free Height
V	VALVE SEAL	YEARS	PART NO.	DESCRIPTION
6	Valve Stem Seal	64	MV-1918 Std Only	Loc. Exh.; Umbrella type; (VTN) Viton®
6	Valve Stem Seal	64	MV-1771C Std Only	Loc. Int.; Umbrella type; (PLY) Polyacrylate
12	Valve Stem Seal	64	ST-2004 Std Only	Positive type; Installation requires valve guide machining; (RBBTF) Rubber/PTFE
12	Valve Stem Seal	64	ST-2014 Std Only	Use w/repair guide; Positive type; Installation requires valve guide machining; (TFL) PTFE
6	Valve Stem Seal Bulk	64	MV-1771 Std Only	Loc. Int.; Umbrella type; Carton of 100; (PLY) Polyacrylate
12	Valve Stem Seal Bulk	64	ST-2004BC Std Only	Positive type; Installation requires valve guide machining; Carton of 100; (RBBTF) Rubber/PTFE
12	Valve Stem Seal Bulk	64	ST-2014BC Std Only	Use w/repair guide; Positive type; Installation requires valve guide machining; Carton of 100; (TFL) PTFE
V	VALVE SEAT	YEARS	PART NO.	DESCRIPTION
6	Seat	64	245-1437-1 Std Only	Loc. Exh.; 1.4420" OD, 1.2500" ID, 0.2160" Depth
6	Seat	64	245-1750-2 Std Only	Loc. Int.; 1.7550" OD, 1.5000" ID, 0.2160" Depth
6	Seat	64	245-1750-2N Std Only	Loc. Int.; Premium Material; 1.7550" OD, 1.5000" ID, 0.2160" Depth
V	VALVE, MISC	YEARS	PART NO.	DESCRIPTION
12	Keeper	64	VK-174 Std Only	Loc. Exh.; 4 groove
12	Keeper	64	VK-174R Std Only	Loc. Exh.; 4 groove; Hardened
12	Keeper	64	VK-66 Std Only	Loc. Int.; 2 groove
12	Keeper	64	VK-66R Std Only	Loc. Int.; 2 groove; Hardened
12	Spring Insert	64	259-103C Std Only	.015"; ID 1.030"; Carton of 100

(continued on next page)

Dodge Truck (Incl. SUV's)

170 2.8L (2786cc) OHV L6 (12 Valve), 3.4063" Bore (Chrysler Eng.), 1 Bbl. "Eng. Code V17" 1964 9
(cont.)

QTY	VALVE, MISC (cont.)	YEARS	PART NO.	DESCRIPTION
12	Spring Insert	64	259-103B Std Only	.030"; ID 1.030"; Carton of 100
12	Spring Insert	64	259-103BRS Std Only	.030"; ID 1.030"; Carton of 500
12	Spring Insert	64	259-103A Std Only	.060"; ID 1.030"; Carton of 100
12	Spring Insert	64	259-103ARS Std Only	.060"; ID 1.030"; Carton of 500
6	Rotocap	64	RC-78S Std Only	Loc. Exh.
6	Rotocap	64	RC-78SB * Std Only	Loc. Exh.; Carton of 375
QTY	PISTON	YEARS	PART NO.	DESCRIPTION
6	Cast Piston	64	244NP Std-20-30-40-60	Cast; .9011" Pin Dia.; 2 Rings 5/64 Groove, 1 Ring 3/16 Groove, 1.740 CD, Flat Head - 8.2:1 C.R.
6	Cast Piston - Individual	64	W244NP Std-20-30-40-60	Cast; .9011" Pin Dia.; 2 Rings 5/64 Groove, 1 Ring 3/16 Groove, 1.740 CD, Flat Head - 8.2:1 C.R.
QTY	RINGS	YEARS	PART NO.	DESCRIPTION
1	Premium Set	64	E-196K Std-20-30-40-60	2-5/64, 1-3/16; Premium Moly
1	Standard Set	64	E-196X Std-20-30-40-60	2-5/64, 1-3/16; Iron
QTY	ENGINE BEARINGS	YEARS	PART NO.	DESCRIPTION
1	Main Set	64	4092M Std-10-20-30	VINTAGE
1	Rod Set	64	6-2375CP Std-10-20-30-40	VINTAGE
6	Rod Pair	64	2375CP Std-10-20-30-40	VINTAGE
1	Cam Set	64	1454M Std Only	VINTAGE
QTY	OIL PUMP	YEARS	PART NO.	DESCRIPTION
1	Oil Pump	64	224-4165V	High Volume; Will replace 5 bolt pump
1	Oil Pump	64	224-4165C	w/.826" rotor thickness; 5 bolt pump; Will replace early 6 bolt pump
QTY	GASKETS	YEARS	PART NO.	DESCRIPTION
1	Kit Gasket Set	64	260-1004	VINTAGE; Premium valve stem seals incl.
QTY	FREEZE PLUGS	YEARS	PART NO.	DESCRIPTION
1	Brass Block Plug Kit	64	381-8012	
1	Brass Deep Cup Freeze Plug	64	381-9001	VINTAGE; 1.625" Diameter
1	Steel Deep Cup Freeze Plug	64	381-3084	2.141" Diameter

198 3.2L (3245cc) OHV L6 (12 Valve), 3.4063" Bore (Chrysler Eng.), 1 Bbl. "VIN A" 1973-1970 10

QTY	TIMING	YEARS	PART NO.	DESCRIPTION
1	3 Piece Set	73-70	KT3-495SA	
1	Timing Chain	73-70	222-495	Silent type; 50 Links
1	Crank Sprocket	73-70	223-291	Use w/silent type chain; 19 Teeth
QTY	CAMSHAFT/LIFTER	YEARS	PART NO.	DESCRIPTION
1	Camshaft	73-70	CS-380	VINTAGE; Mechanical, (050) Duration at .050 Lobe Lift, 203 Exh., 198 Int., 109 Degrees Lobe Separation
1	Prelube		55-403 Std Only	1.5 oz. packet
1	Prelube		55-400 Std Only	4 oz. bottle; 1.5 oz. packet No. 55-403 also avail.
12	Lifter	73-70	AT-2084 Std Only	VINTAGE; Dumbbell shaped mech.
12	Lifter, Bulk	73-70	AT-2084B Std Only	Dumbbell shaped mech.; Carton of 117
QTY	PUSH ROD	YEARS	PART NO.	DESCRIPTION
12	Push Rod	71-70	RP-3036 Std Only	VINTAGE; 9.9540" O.A.L.
QTY	ROCKER PARTS	YEARS	PART NO.	DESCRIPTION
12	Adj. Screw	71-70	MR-1933 Std Only	VINTAGE
QTY	VALVE	YEARS	PART NO.	DESCRIPTION
6	Exhaust	73-70	V-4093 Std-15	1.3600" Head Dia., 0.3715" Stem Dia., 4.7970" O.A.L.
6	Intake	73-70	V-1434 Std Only	2 groove; 1.6200" Head Dia., 0.3725" Stem Dia., 4.7740" O.A.L.
QTY	VALVE SPRING	YEARS	PART NO.	DESCRIPTION
12	Spring	73-70	VS-510 Std Only	2.0000" Free Height
QTY	VALVE SEAL	YEARS	PART NO.	DESCRIPTION
6	Valve Stem Seal	73-70	MV-1918 Std Only	Loc. Exh.; Umbrella type; (VTN) Viton®
6	Valve Stem Seal	73-70	MV-1771C Std Only	Loc. Int.; Umbrella type; (PLY) Polyacrylate
12	Valve Stem Seal	73-70	ST-2004 Std Only	Positive type; Installation requires valve guide machining; (RBBTF) Rubber/PTFE
6	Valve Stem Seal Bulk	73-70	MV-1771 Std Only	Loc. Int.; Umbrella type; Carton of 100; (PLY) Polyacrylate
12	Valve Stem Seal Bulk	73-70	ST-2004BC Std Only	Positive type; Installation requires valve guide machining; Carton of 100; (RBBTF) Rubber/PTFE
QTY	VALVE SEAT	YEARS	PART NO.	DESCRIPTION
6	Seat	73-70	245-1437-1 Std Only	Loc. Exh.; 1.4420" OD, 1.2500" ID, 0.2160" Depth
6	Seat	73-70	245-1750-2 Std Only	Loc. Int.; 1.7550" OD, 1.5000" ID, 0.2160" Depth
6	Seat	73-70	245-1750-2N Std Only	Loc. Int.; Premium Material; 1.7550" OD, 1.5000" ID, 0.2160" Depth

(continued on next page)

Dodge Truck (Incl. SUV's)

10 198 3.2L (3245cc) OHV L6 (12 Valve), 3.4063" Bore (Chrysler Eng.), 1 Bbl. "VIN A" 1973-1970
(cont.)

QTY	VALVE, MISC	YEARS	PART NO.	DESCRIPTION
12	Keeper	73-70	VK-174 Std Only	Loc. Exh.; 4 groove
12	Keeper	73-70	VK-174R Std Only	Loc. Exh.; 4 groove; Hardened
12	Keeper	73-70	VK-66 Std Only	Loc. Int.; 2 groove
12	Keeper	73-70	VK-66R Std Only	Loc. Int.; 2 groove; Hardened
12	Spring Insert	73-70	259-103C Std Only	.015"; ID 1.030"; Carton of 100
12	Spring Insert	73-70	259-103B Std Only	.030"; ID 1.030"; Carton of 100
12	Spring Insert	73-70	259-103BRS Std Only	.030"; ID 1.030"; Carton of 500
12	Spring Insert	73-70	259-103A Std Only	.060"; ID 1.030"; Carton of 100
12	Spring Insert	73-70	259-103ARS Std Only	.060"; ID 1.030"; Carton of 500
6	Rotocap	73-70	RC-78S Std Only	Loc. Exh.
6	Rotocap	73-70	RC-78SB * Std Only	Loc. Exh.; Carton of 375
QTY	PISTON	YEARS	PART NO.	DESCRIPTION
6	Cast Piston	73-70	244NP Std-20-30-40-60	Cast; .9011" Pin Dia.; 2 Rings 5/64 Groove, 1 Ring 3/16 Groove, 1.740 CD, Flat Head - 8.2:1 C.R.
6	Cast Piston - Individual	73-70	W244NP Std-20-30-40-60	Cast; .9011" Pin Dia.; 2 Rings 5/64 Groove, 1 Ring 3/16 Groove, 1.740 CD, Flat Head - 8.2:1 C.R.
QTY	RINGS	YEARS	PART NO.	DESCRIPTION
1	Premium Set	73-70	E-196K Std-20-30-40-60	2-5/64, 1-3/16; Premium Moly
1	Standard Set	73-70	E-196X Std-20-30-40-60	2-5/64, 1-3/16; Iron
QTY	ENGINE BEARINGS	YEARS	PART NO.	DESCRIPTION
1	Main Set	73-70	4092M Std-10-20-30	VINTAGE
1	Rod Set	73-70	6-2375CP Std-10-20-30-40	VINTAGE
6	Rod Pair	73-70	2375CP Std-10-20-30-40	VINTAGE
1	Cam Set	73-70	1454M Std Only	VINTAGE
QTY	OIL PUMP	YEARS	PART NO.	DESCRIPTION
1	Oil Pump	73-70	224-4165V	High Volume; Will replace 5 bolt pump
1	Oil Pump	73-70	224-4165C	w/.826" rotor thickness; 5 bolt pump; Will replace early 6 bolt pump
1	Screen Assy.	73-70	224-14157	
QTY	GASKETS	YEARS	PART NO.	DESCRIPTION
1	Kit Gasket Set	73-70	260-1004	VINTAGE; Premium valve stem seals incl.
QTY	FREEZE PLUGS	YEARS	PART NO.	DESCRIPTION
1	Brass Block Plug Kit	73-70	381-8012	
1	Brass Deep Cup Freeze Plug	73-70	381-9001	VINTAGE; 1.625" Diameter
1	Steel Deep Cup Freeze Plug	73-70	381-3084	2.141" Diameter

11 217.8 3.6L (3570cc) L-HEAD L6 (12 Valve) (Dodge/Plymouth), 3.25" Bore (Chrysler Eng.), 1 Bbl. 1956-1934

QTY	VALVE	YEARS	PART NO.	DESCRIPTION
6	Exhaust	56-41	V-1351 Std Only	VINTAGE; 1.4070" Head Dia., 0.3405" Stem Dia., 4.8410" O.A.L.
6	Intake	56-41	V-1086 Std Only	VINTAGE; 1.5310" Head Dia., 0.3405" Stem Dia., 4.8450" O.A.L.
QTY	VALVE GUIDE	YEARS	PART NO.	DESCRIPTION
6	Guide	56-41	VG-419 Std Only	VINTAGE; Loc. Exh.; 0.3445" ID, 2.8130" O.A.L
6	Guide	56-41	VG-420 Std Only	VINTAGE; Loc. Int.; 0.3425" ID, 2.8130" O.A.L
QTY	VALVE SPRING	YEARS	PART NO.	DESCRIPTION
12	Spring	56-41	VS-304 Std Only	VINTAGE; w/o Rotocaps; 2.0000" Free Height
12	Spring	56-41	VS-506 Std Only	VINTAGE; w/Rotocaps; Use w/Rotocaps; 1.8570" Free Height
QTY	VALVE SEAT	YEARS	PART NO.	DESCRIPTION
6	Seat	56-41	245-1625-1 Std Only	Loc. Int.; 1.6300" OD, 1.3750" ID, 0.2160" Depth
6	Seat	56-41	245-1625-1N Std Only	Loc. Int.; Premium Material; 1.6300" OD, 1.3750" ID, 0.2160" Depth
QTY	VALVE, MISC	YEARS	PART NO.	DESCRIPTION
24	Keeper	56-41	VK-63 Std Only	VINTAGE; 2 groove; Round key groove
QTY	PISTON	YEARS	PART NO.	DESCRIPTION
6	Cast Piston	56-34	37P Std-20-30-40-60-80	VINTAGE; Cast; .8591" Pin Dia.; 2 Rings 3/32 Groove, 2 Rings 5/32 Groove, 1.980 CD, Flat Head - 7.8:1 C.R.
6	Cast Piston - Individual	56-34	W37P Std-20-30-40-60-80	VINTAGE; Cast; .8591" Pin Dia.; 2 Rings 3/32 Groove, 2 Rings 5/32 Groove, 1.980 CD, Flat Head - 7.8:1 C.R.
6	Pin Bushing	56-34	8649XAS	VINTAGE; Full round, thin wall .0055" O/S OD bushing
6	Pin Bushing	56-34	8649XA	VINTAGE; Full round, thin wall bushing w/.9150" OD
6	Pin Bushing	56-34	8649V	VINTAGE; Split type, thin wall bushing w/.9135" OD
6	Pin Bushing	56-34	8649V20	VINTAGE; Split type, thin wall bushing w/.9135" OD
QTY	RINGS	YEARS	PART NO.	DESCRIPTION
1	Premium Set	56-41	E-108KC Std-60	VINTAGE; 2-3/32, 2-5/32; Premium Chrome
1	Standard Set	56-41	E-108X Std-30-40-60	VINTAGE; 2-3/32, 2-5/32; Iron

(continued on next page)

Dodge Truck (Incl. SUV's)

217.8 3.6L (3570cc) L-HEAD L6 (12 Valve) (Dodge/Plymouth), 3.25" Bore (Chrysler Eng.), 1 Bbl. 1956-1934 **11**
(cont.)

QTY	SLEEVE	YEARS	PART NO.	DESCRIPTION
1	Repair Sleeve	56-34	SL-123M Std Only	VINTAGE; 3/32" wall, cut to length; Press fit sleeve
QTY	ENGINE BEARINGS	YEARS	PART NO.	DESCRIPTION
1	Main Set	56-34	415M Std-10-20-30-40	VINTAGE; w/M/T
1	Rod Set	56-34	6-9185CP Std-10-20-30-40	VINTAGE
6	Rod Pair	56-34	9185CP Std-10-20-30-40	VINTAGE
1	Cam Set	56-34	1010M Std Only	VINTAGE

225 3.7L (3688cc) OHV L6 (12 Valve), 3.4063" Bore (Chrysler Eng.), 1 Bbl. "VIN 6" 1970-1968 **12**

QTY	TIMING	YEARS	PART NO.	DESCRIPTION
1	3 Piece Set	70-68	KT3-495SA	
1	Timing Chain	70	222-168	Premium; Double rlr.; 66 Links
1	Timing Chain	70-68	222-495	Silent type; 50 Links
1	Timing Chain	69-68	222-168	Double rlr.; 66 Links
1	Crank Sprocket	70-68	223-291	Use w/silent type chain; 19 Teeth
QTY	CAMSHAFT/LIFTER	YEARS	PART NO.	DESCRIPTION
1	Camshaft	70-68	CS-380	VINTAGE; Mechanical, (050) Duration at .050 Lobe Lift, 203 Exh., 198 Int., 109 Degrees Lobe Separation
1	Prelube		55-403 Std Only	1.5 oz. packet
1	Prelube		55-400 Std Only	4 oz. bottle; 1.5 oz. packet No. 55-403 also avail.
12	Lifter	70-68	AT-2084 Std Only	VINTAGE; Dumbbell shaped mech.
12	Lifter, Bulk	70-68	AT-2084B Std Only	Dumbbell shaped mech.; Carton of 117
QTY	PUSH ROD	YEARS	PART NO.	DESCRIPTION
12	Push Rod	70-68	RP-3036 Std Only	VINTAGE; 9.9540" O.A.L.
QTY	ROCKER PARTS	YEARS	PART NO.	DESCRIPTION
12	Adj. Screw	70-68	MR-1933 Std Only	VINTAGE
QTY	VALVE	YEARS	PART NO.	DESCRIPTION
6	Exhaust	70-68	V-4093 Std-15	1.3600" Head Dia., 0.3715" Stem Dia., 4.7970" O.A.L.
6	Intake	70-68	V-1434 Std Only	2 groove; 1.6200" Head Dia., 0.3725" Stem Dia., 4.7740" O.A.L.
QTY	VALVE SPRING	YEARS	PART NO.	DESCRIPTION
6	Spring	70-68	VS-510 Std Only	Loc. Exh.; 2.0000" Free Height
6	Spring	70-68	VS-510 Std Only	Loc. Int.; 2.0000" Free Height
QTY	VALVE SEAL	YEARS	PART NO.	DESCRIPTION
6	Valve Stem Seal	70-68	MV-1918 Std Only	Loc. Exh.; O.E. design; Umbrella type; (VTN) Viton®
6	Valve Stem Seal	70-68	MV-1771C Std Only	Loc. Int.; Umbrella type; (PLY) Polyacrylate
12	Valve Stem Seal	70-68	ST-2004 Std Only	Positive type; Installation requires valve guide machining; (RBBTF) Rubber/PTFE
12	Valve Stem Seal	70-68	ST-2014 Std Only	Use w/repair guide; Positive type; Installation requires valve guide machining; (TFL) PTFE
6	Valve Stem Seal Bulk	70-68	MV-1771 Std Only	Loc. Int.; Umbrella type; Carton of 100; (PLY) Polyacrylate
12	Valve Stem Seal Bulk	70-68	ST-2004BC Std Only	Positive type; Installation requires valve guide machining; Carton of 100; (RBBTF) Rubber/PTFE
12	Valve Stem Seal Bulk	70-68	ST-2014BC Std Only	Use w/repair guide; Positive type; Installation requires valve guide machining; Carton of 100; (TFL) PTFE
QTY	VALVE SEAT	YEARS	PART NO.	DESCRIPTION
6	Seat	70-68	245-1437-1 Std Only	Loc. Exh.; 1.4420" OD, 1.2500" ID, 0.2160" Depth
6	Seat	70-68	245-1750-2 Std Only	Loc. Int.; 1.7550" OD, 1.5000" ID, 0.2160" Depth
6	Seat	70-68	245-1750-2N Std Only	Loc. Int.; Premium Material; 1.7550" OD, 1.5000" ID, 0.2160" Depth
QTY	VALVE, MISC	YEARS	PART NO.	DESCRIPTION
24	Keeper	70-68	VK-66 Std Only	2 groove
24	Keeper	70-68	VK-66R Std Only	2 groove; Hardened
24	Keeper	70-68	VK-174 Std Only	4 groove
24	Keeper	70-68	VK-174R Std Only	4 groove; Hardened
12	Spring Insert	70-68	259-103C Std Only	.015"; ID 1.030"; Carton of 100
12	Spring Insert	70-68	259-103B Std Only	.030"; ID 1.030"; Carton of 100
12	Spring Insert	70-68	259-103BRS Std Only	.030"; ID 1.030"; Carton of 500
12	Spring Insert	70-68	259-103A Std Only	.060"; ID 1.030"; Carton of 100
12	Spring Insert	70-68	259-103ARS Std Only	.060"; ID 1.030"; Carton of 500
6	Rotocap	70-68	RC-78S Std Only	Loc. Exh.
6	Rotocap	70-68	RC-78SB * Std Only	Loc. Exh.; Carton of 375
QTY	PISTON	YEARS	PART NO.	DESCRIPTION
6	Cast Piston	70-68	244NP Std-20-30-40-60	Cast; .9011" Pin Dia.; 2 Rings 5/64 Groove, 1 Ring 3/16 Groove, 1.740 CD, Flat Head - 8.2:1 C.R.
6	Cast Piston - Individual	70-68	W244NP Std-20-30-40-60	Cast; .9011" Pin Dia.; 2 Rings 5/64 Groove, 1 Ring 3/16 Groove, 1.740 CD, Flat Head - 8.2:1 C.R.
6	Pin Bushing	70-68	2134Y	

(continued on next page)

Dodge Truck (Incl. SUV's)

12 225 3.7L (3688cc) OHV L6 (12 Valve), 3.4063" Bore (Chrysler Eng.), 1 Bbl. "VIN 6" 1970-1968
(cont.)

QTY	RINGS	YEARS	PART NO.	DESCRIPTION
1	Premium Set	70-68	E-196K Std-20-30-40-60	2-5/64, 1-3/16; Premium Moly
1	Standard Set	70-68	E-196X Std-20-30-40-60	2-5/64, 1-3/16; Iron
QTY	ENGINE BEARINGS	YEARS	PART NO.	DESCRIPTION
1	Main Set	70-68	4092M Std-10-20-30	VINTAGE
1	Rod Set	70-68	6-2375CP Std-10-20-30-40	VINTAGE
6	Rod Pair	70-68	2375CP Std-10-20-30-40	VINTAGE
1	Cam Set	70-68	1454M Std Only	VINTAGE
QTY	OIL PUMP	YEARS	PART NO.	DESCRIPTION
1	Oil Pump	70-68	224-4165V	High Volume; Will replace 5 bolt pump
1	Oil Pump	70-68	224-4165C	w/.826" rotor thickness; 5 bolt pump; Will replace early 6 bolt pump
QTY	GASKETS	YEARS	PART NO.	DESCRIPTION
1	Kit Gasket Set	70-68	260-1004	VINTAGE; Premium valve stem seals incl.
QTY	FREEZE PLUGS	YEARS	PART NO.	DESCRIPTION
1	Brass Block Plug Kit	70-68	381-8012	
1	Brass Deep Cup Freeze Plug	70-68	381-9001	VINTAGE; 1.625" Diameter
1	Steel Deep Cup Freeze Plug	70-68	381-3084	2.141" Diameter

13 225 3.7L (3688cc) OHV L6 (12 Valve), 3.4063" Bore (Chrysler Eng.), 1 Bbl. "VIN B" 1969-1966

QTY	TIMING	YEARS	PART NO.	DESCRIPTION
1	3 Piece Set	69-66	KT3-495SA	
1	Timing Chain	69-66	222-168	Double rlr.; 66 Links
1	Timing Chain	69-66	222-495	Silent type; 50 Links
1	Crank Sprocket	69-66	223-291	Use w/silent type chain; 19 Teeth
QTY	CAMSHAFT/LIFTER	YEARS	PART NO.	DESCRIPTION
1	Camshaft	69-66	CS-380	VINTAGE; Mechanical, (050) Duration at .050 Lobe Lift, 203 Exh., 198 Int., 109 Degrees Lobe Separation
1	Prelube		55-403 Std Only	1.5 oz. packet
1	Prelube		55-400 Std Only	4 oz. bottle; 1.5 oz. packet No. 55-403 also avail.
12	Lifter	69-66	AT-2084 Std Only	VINTAGE; Dumbbell shaped mech.
12	Lifter, Bulk	69-66	AT-2084B Std Only	Dumbbell shaped mech.; Carton of 117
QTY	PUSH ROD	YEARS	PART NO.	DESCRIPTION
12	Push Rod	69-66	RP-3036 Std Only	VINTAGE; 9.9540" O.A.L.
QTY	ROCKER PARTS	YEARS	PART NO.	DESCRIPTION
12	Adj. Screw	69-66	MR-1933 Std Only	VINTAGE
QTY	VALVE	YEARS	PART NO.	DESCRIPTION
6	Exhaust	69-66	V-4093 Std-15	1.3600" Head Dia., 0.3715" Stem Dia., 4.7970" O.A.L.
6	Intake	69-66	V-1434 Std Only	2 groove; 1.6200" Head Dia., 0.3725" Stem Dia., 4.7740" O.A.L.
QTY	VALVE SPRING	YEARS	PART NO.	DESCRIPTION
6	Spring	69-66	VS-510 Std Only	Loc. Exh.; 2.0000" Free Height
6	Spring	69-66	VS-510 Std Only	Loc. Int.; 2.0000" Free Height
QTY	VALVE SEAL	YEARS	PART NO.	DESCRIPTION
6	Valve Stem Seal	69-66	MV-1918 Std Only	Loc. Exh.; O.E. design; Umbrella type; (VTN) Viton®
6	Valve Stem Seal	69-66	MV-1771C Std Only	Loc. Int.; Umbrella type; (PLY) Polyacrylate
12	Valve Stem Seal	69-66	ST-2004 Std Only	Positive type; Installation requires valve guide machining; (RBBTF) Rubber/PTFE
12	Valve Stem Seal	69-66	ST-2014 Std Only	Use w/repair guide; Positive type; Installation requires valve guide machining; (TFL) PTFE
6	Valve Stem Seal Bulk	69-66	MV-1771 Std Only	Loc. Int.; Umbrella type; Carton of 100; (PLY) Polyacrylate
12	Valve Stem Seal Bulk	69-66	ST-2004BC Std Only	Positive type; Installation requires valve guide machining; Carton of 100; (RBBTF) Rubber/PTFE
12	Valve Stem Seal Bulk	69-66	ST-2014BC Std Only	Use w/repair guide; Positive type; Installation requires valve guide machining; Carton of 100; (TFL) PTFE
QTY	VALVE SEAT	YEARS	PART NO.	DESCRIPTION
6	Seat	69-66	245-1437-1 Std Only	Loc. Exh.; 1.4420" OD, 1.2500" ID, 0.2160" Depth
6	Seat	69-66	245-1750-2 Std Only	Loc. Int.; 1.7550" OD, 1.5000" ID, 0.2160" Depth
6	Seat	69-66	245-1750-2N Std Only	Loc. Int.; Premium Material; 1.7550" OD, 1.5000" ID, 0.2160" Depth
QTY	VALVE, MISC	YEARS	PART NO.	DESCRIPTION
24	Keeper	69-66	VK-66 Std Only	2 groove
24	Keeper	69-66	VK-66R Std Only	2 groove; Hardened
24	Keeper	69-66	VK-174 Std Only	4 groove
24	Keeper	69-66	VK-174R Std Only	4 groove; Hardened
12	Spring Insert	69-66	259-103C Std Only	.015"; ID 1.030"; Carton of 100
12	Spring Insert	69-66	259-103B Std Only	.030"; ID 1.030"; Carton of 100
12	Spring Insert	69-66	259-103BRS Std Only	.030"; ID 1.030"; Carton of 500

(continued on next page)

Dodge Truck (Incl. SUV's)

225 3.7L (3688cc) OHV L6 (12 Valve), 3.4063" Bore (Chrysler Eng.), 1 Bbl. "VIN B" 1969-1966 13
(cont.)

QTY	VALVE, MISC (cont.)	YEARS	PART NO.	DESCRIPTION
12	Spring Insert	69-66	259-103A Std Only	.060"; ID 1.030"; Carton of 100
12	Spring Insert	69-66	259-103ARS Std Only	.060"; ID 1.030"; Carton of 500
6	Rotocap	69-66	RC-78S Std Only	Loc. Exh.
6	Rotocap	69-66	RC-78SB * Std Only	Loc. Exh.; Carton of 375
QTY	PISTON	YEARS	PART NO.	DESCRIPTION
6	Cast Piston	69-66	244NP Std-20-30-40-60	Cast; .9011" Pin Dia.; 2 Rings 5/64 Groove, 1 Ring 3/16 Groove, 1.740 CD, Flat Head - 8.2:1 C.R.
6	Cast Piston - Individual	69-66	W244NP Std-20-30-40-60	Cast; .9011" Pin Dia.; 2 Rings 5/64 Groove, 1 Ring 3/16 Groove, 1.740 CD, Flat Head - 8.2:1 C.R.
6	Pin Bushing	69-66	2134Y	
QTY	RINGS	YEARS	PART NO.	DESCRIPTION
1	Premium Set	69-66	E-196K Std-20-30-40-60	2-5/64, 1-3/16; Premium Moly
1	Standard Set	69-66	E-196X Std-20-30-40-60	2-5/64, 1-3/16; Iron
QTY	ENGINE BEARINGS	YEARS	PART NO.	DESCRIPTION
1	Main Set	69-66	4092M Std-10-20-30	VINTAGE
1	Rod Set	69-66	6-2375CP Std-10-20-30-40	VINTAGE
6	Rod Pair	69-66	2375CP Std-10-20-30-40	VINTAGE
1	Cam Set	69-66	1454M Std Only	VINTAGE
QTY	OIL PUMP	YEARS	PART NO.	DESCRIPTION
1	Oil Pump	69-66	224-4165V	High Volume; Will replace 5 bolt pump
1	Oil Pump	69-66	224-4165C	w/.826" rotor thickness; 5 bolt pump; Will replace early 6 bolt pump
QTY	GASKETS	YEARS	PART NO.	DESCRIPTION
1	Kit Gasket Set	69-66	260-1004	VINTAGE; Premium valve stem seals incl.
QTY	FREEZE PLUGS	YEARS	PART NO.	DESCRIPTION
1	Brass Block Plug Kit	69-66	381-8012	
1	Brass Deep Cup Freeze Plug	69-66	381-9001	VINTAGE; 1.625" Diameter
1	Steel Deep Cup Freeze Plug	69-66	381-3084	2.141" Diameter

225 3.7L (3688cc) OHV L6 (12 Valve), 3.4063" Bore (Chrysler Eng.), 2 Bbl. "VIN B" 1980-1970 14

QTY	TIMING	YEARS	PART NO.	DESCRIPTION
1	Timing Chain	77-70	222-168	Double rlr.; 66 Links
QTY	CAMSHAFT/LIFTER	YEARS	PART NO.	DESCRIPTION
1	Camshaft	80-70	CS-380	VINTAGE; Mechanical, (050) Duration at .050 Lobe Lift, 203 Exh., 198 Int., 109 Degrees Lobe Separation
1	Prelube		55-403 Std Only	1.5 oz. packet
1	Prelube		55-400 Std Only	4 oz. bottle; 1.5 oz. packet No. 55-403 also avail.
12	Lifter	80-70	AT-2084 Std Only	VINTAGE; Dumbbell shaped mech.
12	Lifter, Bulk	80-70	AT-2084B Std Only	Dumbbell shaped mech.; Carton of 117
QTY	PUSH ROD	YEARS	PART NO.	DESCRIPTION
12	Push Rod	80-70	RP-3036 Std Only	VINTAGE; 9.9540" O.A.L.
QTY	ROCKER PARTS	YEARS	PART NO.	DESCRIPTION
12	Adj. Screw	80-70	MR-1933 Std Only	VINTAGE
QTY	VALVE	YEARS	PART NO.	DESCRIPTION
6	Exhaust	80-79	V-4093 Std-15	1.3600" Head Dia., 0.3715" Stem Dia., 4.7970" O.A.L.
6	Exhaust	77-74	V-4093 Std-15	1.3600" Head Dia., 0.3715" Stem Dia., 4.7970" O.A.L.
6	Exhaust	73-72	V-4093 Std-15	Exc. w/air pump; 1.3600" Head Dia., 0.3715" Stem Dia., 4.7970" O.A.L.
6	Exhaust	71-70	V-4093 Std-15	1.3600" Head Dia., 0.3715" Stem Dia., 4.7970" O.A.L.
6	Intake	80-70	V-1434 Std Only	2 groove; 1.6200" Head Dia., 0.3725" Stem Dia., 4.7740" O.A.L.
QTY	VALVE SPRING	YEARS	PART NO.	DESCRIPTION
6	Spring	80-70	VS-510 Std Only	Loc. Exh.; 2.0000" Free Height
6	Spring	80-70	VS-510 Std Only	Loc. Int.; 2.0000" Free Height
QTY	VALVE SEAL	YEARS	PART NO.	DESCRIPTION
6	Valve Stem Seal	80-78	MV-1918 Std Only	Loc. Exh.; Umbrella type; (VTN) Viton®
6	Valve Stem Seal	80-78	ST-2048 Std Only	Loc. Int.; Positive type; (VTN) Viton®
12	Valve Stem Seal	80-70	ST-2004 Std Only	Positive type; Installation requires valve guide machining; (RBBTF) Rubber/PTFE
12	Valve Stem Seal	80-70	ST-2014 Std Only	Use w/repair guide; Positive type; Installation requires valve guide machining; (TFL) PTFE
6	Valve Stem Seal	77-70	MV-1918 Std Only	Loc. Exh.; O.E. design; Umbrella type; (VTN) Viton®
6	Valve Stem Seal	77-70	MV-1771C Std Only	Loc. Int.; Umbrella type; (PLY) Polyacrylate
12	Valve Stem Seal Bulk	80-70	ST-2004BC Std Only	Positive type; Installation requires valve guide machining; Carton of 100; (RBBTF) Rubber/PTFE
12	Valve Stem Seal Bulk	80-70	ST-2014BC Std Only	Use w/repair guide; Positive type; Installation requires valve guide machining; Carton of 100; (TFL) PTFE

(continued on next page)

Dodge Truck (Incl. SUV's)

14 225 3.7L (3688cc) OHV L6 (12 Valve), 3.4063" Bore (Chrysler Eng.), 2 Bbl. "VIN B" 1980-1970
(cont.)

VALVE TRAIN	QTY	VALVE SEAL (cont.)	YEARS	PART NO.	DESCRIPTION
		6	Valve Stem Seal Bulk	77-70	MV-1771 Std Only
	QTY	VALVE SEAT	YEARS	PART NO.	DESCRIPTION
	6	Seat	80-70	245-1437-1 Std Only	Loc. Exh.; 1.4420" OD, 1.2500" ID, 0.2160" Depth
	6	Seat	80-70	245-1750-2 Std Only	Loc. Int.; 1.7550" OD, 1.5000" ID, 0.2160" Depth
	6	Seat	80-70	245-1750-2N Std Only	Loc. Int.; Premium Material; 1.7550" OD, 1.5000" ID, 0.2160" Depth
	QTY	VALVE, MISC	YEARS	PART NO.	DESCRIPTION
	24	Keeper	80-70	VK-66 Std Only	2 groove
	24	Keeper	80-70	VK-66R Std Only	2 groove; Hardened
	24	Keeper	80-70	VK-174 Std Only	4 groove
	24	Keeper	80-70	VK-174R Std Only	4 groove; Hardened
	12	Spring Insert	80-70	259-103C Std Only	.015"; ID 1.030"; Carton of 100
	12	Spring Insert	80-70	259-103B Std Only	.030"; ID 1.030"; Carton of 100
	12	Spring Insert	80-70	259-103BRS Std Only	.030"; ID 1.030"; Carton of 500
	12	Spring Insert	80-70	259-103A Std Only	.060"; ID 1.030"; Carton of 100
	12	Spring Insert	80-70	259-103ARS Std Only	.060"; ID 1.030"; Carton of 500
	6	Rotocap	80-70	RC-78S Std Only	Loc. Exh.
	6	Rotocap	80-70	RC-78SB * Std Only	Loc. Exh.; Carton of 375
BLOCK	QTY	PISTON	YEARS	PART NO.	DESCRIPTION
	6	Cast Piston	80-70	244NP Std-20-30-40-60	Cast; .9011" Pin Dia.; 2 Rings 5/64 Groove, 1 Ring 3/16 Groove, 1.740 CD, Flat Head - 8.2:1 C.R.
	6	Cast Piston - Individual	80-70	W244NP Std-20-30-40-60	Cast; .9011" Pin Dia.; 2 Rings 5/64 Groove, 1 Ring 3/16 Groove, 1.740 CD, Flat Head - 8.2:1 C.R.
	6	Pin Bushing	80-70	2134Y	
	QTY	RINGS	YEARS	PART NO.	DESCRIPTION
	1	Premium Set	80-70	E-196K Std-20-30-40-60	2-5/64, 1-3/16; Premium Moly
	1	Standard Set	80-70	E-196X Std-20-30-40-60	2-5/64, 1-3/16; Iron
	QTY	ENGINE BEARINGS	YEARS	PART NO.	DESCRIPTION
	1	Main Set	80-77	5070M Std-10-20-30-40	
	1	Main Set	76	4092M Std-10-20-30	VINTAGE; w/Forged crankshaft
	1	Main Set	76	5070M Std-10-20-30-40	w/Cast crankshaft
	1	Main Set	75-70	4092M Std-10-20-30	VINTAGE
	1	Rod Set	80-77	6-3695RA Std-10-20-30-40	A-Series aluminum bearings
	1	Rod Set	76	6-2375CP Std-10-20-30-40	VINTAGE; w/Forged crankshaft
	1	Rod Set	76	6-3695RA Std-10-20-30-40	w/Cast crankshaft; A-Series aluminum bearings
	1	Rod Set	75-70	6-2375CP Std-10-20-30-40	VINTAGE
	6	Rod Pair	80-77	3695RA Std-10-20-30-40	A-Series aluminum bearings
	6	Rod Pair	76	2375CP Std-10-20-30-40	VINTAGE; w/Forged crankshaft
	6	Rod Pair	76	3695RA Std-10-20-30-40	w/Cast crankshaft; A-Series aluminum bearings
	6	Rod Pair	75-70	2375CP Std-10-20-30-40	VINTAGE
1	Cam Set	80-79	1473M Std Only		
1	Cam Set	78-70	1454M Std Only	VINTAGE	
QTY	OIL PUMP	YEARS	PART NO.	DESCRIPTION	
1	Oil Pump	80-70	224-4165V	High Volume; Will replace 5 bolt pump	
1	Oil Pump	80-70	224-4165C	w/.826" rotor thickness; 5 bolt pump; Will replace early 6 bolt pump	
1	Screen Assy.	80-78	224-14226	Forward control chassis	
1	Screen Assy.	78-73	224-14157		
QTY	GASKETS	YEARS	PART NO.	DESCRIPTION	
1	Kit Gasket Set	80-70	260-1004	VINTAGE; Premium valve stem seals incl.	
QTY	FREEZE PLUGS	YEARS	PART NO.	DESCRIPTION	
1	Brass Block Plug Kit	80-70	381-8012		
1	Brass Deep Cup Freeze Plug	80-70	381-9001	VINTAGE; 1.625" Diameter	
1	Steel Deep Cup Freeze Plug	80-70	381-3084	2.141" Diameter	

15 225 3.7L (3688cc) OHV L6 (12 Valve), 3.4063" Bore (Chrysler Eng.), 1 Bbl. "VIN C" 1977-1970

QTY	TIMING	YEARS	PART NO.	DESCRIPTION
1	3 Piece Set	77-74	KT3-495SA	
1	3 Piece Set	71-70	KT3-495SA	
1	Timing Chain	77-74	222-495	Silent type; 50 Links
1	Timing Chain	71-70	222-168	Premium; Double rlr.; 66 Links
1	Timing Chain	71-70	222-495	Silent type; 50 Links
1	Crank Sprocket	77-74	223-291	Use w/silent type chain; 19 Teeth
1	Crank Sprocket	71-70	223-291	Use w/silent type chain; 19 Teeth
QTY	CAMSHAFT/LIFTER	YEARS	PART NO.	DESCRIPTION
1	Camshaft	77-74	CS-380	VINTAGE; Mechanical, (050) Duration at .050 Lobe Lift, 203 Exh., 198 Int., 109 Degrees Lobe Separation

(continued on next page)

Dodge Truck (Incl. SUV's)

225 3.7L (3688cc) OHV L6 (12 Valve), 3.4063" Bore (Chrysler Eng.), 1 Bbl. "VIN C" 1977-1970 **15**
(cont.)

QTY	CAMSHAFT/LIFTER	YEARS	PART NO.	DESCRIPTION
1	Camshaft	71-70	CS-380	VINTAGE; Mechanical, (050) Duration at .050 Lobe Lift, 203 Exh., 198 Int., 109 Degrees Lobe Separation
1	Prelube		55-403 Std Only	1.5 oz. packet
1	Prelube		55-400 Std Only	4 oz. bottle; 1.5 oz. packet No. 55-403 also avail.
12	Lifter	77-74	AT-2084 Std Only	VINTAGE; Dumbbell shaped mech.
12	Lifter	71-70	AT-2084 Std Only	VINTAGE; Dumbbell shaped mech.
12	Lifter, Bulk	77-74	AT-2084B Std Only	Dumbbell shaped mech.; Carton of 117
12	Lifter, Bulk	71-70	AT-2084B Std Only	Dumbbell shaped mech.; Carton of 117
QTY	PUSH ROD	YEARS	PART NO.	DESCRIPTION
12	Push Rod	77-74	RP-3036 Std Only	VINTAGE; 9.9540" O.A.L.
12	Push Rod	71-70	RP-3036 Std Only	VINTAGE; 9.9540" O.A.L.
QTY	ROCKER PARTS	YEARS	PART NO.	DESCRIPTION
12	Adj. Screw	77-74	MR-1933 Std Only	VINTAGE
12	Adj. Screw	71-70	MR-1933 Std Only	VINTAGE
QTY	VALVE	YEARS	PART NO.	DESCRIPTION
6	Exhaust	77-74	V-4093 Std-15	1.3600" Head Dia., 0.3715" Stem Dia., 4.7970" O.A.L.
6	Exhaust	71-70	V-4093 Std-15	1.3600" Head Dia., 0.3715" Stem Dia., 4.7970" O.A.L.
6	Intake	77-74	V-1434 Std Only	2 groove; 1.6200" Head Dia., 0.3725" Stem Dia., 4.7740" O.A.L.
6	Intake	71-70	V-1434 Std Only	2 groove; 1.6200" Head Dia., 0.3725" Stem Dia., 4.7740" O.A.L.
QTY	VALVE SPRING	YEARS	PART NO.	DESCRIPTION
6	Spring	77-74	VS-510 Std Only	Loc. Exh.; 2.0000" Free Height
6	Spring	77-74	VS-510 Std Only	Loc. Int.; 2.0000" Free Height
6	Spring	71-70	VS-510 Std Only	Loc. Exh.; 2.0000" Free Height
6	Spring	71-70	VS-510 Std Only	Loc. Int.; 2.0000" Free Height
QTY	VALVE SEAL	YEARS	PART NO.	DESCRIPTION
6	Valve Stem Seal	77-74	MV-1918 Std Only	Loc. Exh.; O.E. design; Umbrella type; (VTN) Viton®
6	Valve Stem Seal	77-74	MV-1771C Std Only	Loc. Int.; Umbrella type; (PLY) Polyacrylate
12	Valve Stem Seal	77-74	ST-2004 Std Only	Positive type; Installation requires valve guide machining; (RBBTF) Rubber/PTFE
12	Valve Stem Seal	77-74	ST-2014 Std Only	Use w/repair guide; Positive type; Installation requires valve guide machining; (TFL) PTFE
6	Valve Stem Seal	71-70	MV-1918 Std Only	Loc. Exh.; O.E. design; Umbrella type; (VTN) Viton®
6	Valve Stem Seal	71-70	MV-1771C Std Only	Loc. Int.; Umbrella type; (PLY) Polyacrylate
12	Valve Stem Seal	71-70	ST-2004 Std Only	Positive type; Installation requires valve guide machining; (RBBTF) Rubber/PTFE
12	Valve Stem Seal	71-70	ST-2014 Std Only	Use w/repair guide; Positive type; Installation requires valve guide machining; (TFL) PTFE
6	Valve Stem Seal Bulk	77-74	MV-1771 Std Only	Loc. Int.; Umbrella type; Carton of 100; (PLY) Polyacrylate
12	Valve Stem Seal Bulk	77-74	ST-2004BC Std Only	Positive type; Installation requires valve guide machining; Carton of 100; (RBBTF) Rubber/PTFE
12	Valve Stem Seal Bulk	77-74	ST-2014BC Std Only	Use w/repair guide; Positive type; Installation requires valve guide machining; Carton of 100; (TFL) PTFE
6	Valve Stem Seal Bulk	71-70	MV-1771 Std Only	Loc. Int.; Umbrella type; Carton of 100; (PLY) Polyacrylate
12	Valve Stem Seal Bulk	71-70	ST-2004BC Std Only	Positive type; Installation requires valve guide machining; Carton of 100; (RBBTF) Rubber/PTFE
12	Valve Stem Seal Bulk	71-70	ST-2014BC Std Only	Use w/repair guide; Positive type; Installation requires valve guide machining; Carton of 100; (TFL) PTFE
QTY	VALVE SEAT	YEARS	PART NO.	DESCRIPTION
6	Seat	77-74	245-1437-1 Std Only	Loc. Exh.; 1.4420" OD, 1.2500" ID, 0.2160" Depth
6	Seat	77-74	245-1750-2 Std Only	Loc. Int.; 1.7550" OD, 1.5000" ID, 0.2160" Depth
6	Seat	77-74	245-1750-2N Std Only	Loc. Int.; Premium Material; 1.7550" OD, 1.5000" ID, 0.2160" Depth
6	Seat	71-70	245-1437-1 Std Only	Loc. Exh.; 1.4420" OD, 1.2500" ID, 0.2160" Depth
6	Seat	71-70	245-1750-2 Std Only	Loc. Int.; 1.7550" OD, 1.5000" ID, 0.2160" Depth
6	Seat	71-70	245-1750-2N Std Only	Loc. Int.; Premium Material; 1.7550" OD, 1.5000" ID, 0.2160" Depth
QTY	VALVE, MISC	YEARS	PART NO.	DESCRIPTION
24	Keeper	77-74	VK-66 Std Only	2 groove
24	Keeper	77-74	VK-66R Std Only	2 groove; Hardened
24	Keeper	77-74	VK-174 Std Only	4 groove
24	Keeper	77-74	VK-174R Std Only	4 groove; Hardened
24	Keeper	71-70	VK-66 Std Only	2 groove
24	Keeper	71-70	VK-66R Std Only	2 groove; Hardened
24	Keeper	71-70	VK-174 Std Only	4 groove
24	Keeper	71-70	VK-174R Std Only	4 groove; Hardened
12	Spring Insert	77-74	259-103C Std Only	.015"; ID 1.030"; Carton of 100
12	Spring Insert	77-74	259-103B Std Only	.030"; ID 1.030"; Carton of 100

(continued on next page)

Dodge Truck (Incl. SUV's)

15 225 3.7L (3688cc) OHV L6 (12 Valve), 3.4063" Bore (Chrysler Eng.), 1 Bbl. "VIN C" 1977-1970
(cont.)

QTY	VALVE, MISC (cont.)	YEARS	PART NO.	DESCRIPTION
12	Spring Insert	77-74	259-103BRS Std Only	.030"; ID 1.030"; Carton of 500
12	Spring Insert	77-74	259-103A Std Only	.060"; ID 1.030"; Carton of 100
12	Spring Insert	77-74	259-103ARS Std Only	.060"; ID 1.030"; Carton of 500
12	Spring Insert	71-70	259-103C Std Only	.015"; ID 1.030"; Carton of 100
12	Spring Insert	71-70	259-103B Std Only	.030"; ID 1.030"; Carton of 100
12	Spring Insert	71-70	259-103BRS Std Only	.030"; ID 1.030"; Carton of 500
12	Spring Insert	71-70	259-103A Std Only	.060"; ID 1.030"; Carton of 100
12	Spring Insert	71-70	259-103ARS Std Only	.060"; ID 1.030"; Carton of 500
6	Rotocap	77-74	RC-78S Std Only	Loc. Exh.
6	Rotocap	77-74	RC-78SB * Std Only	Loc. Exh.; Carton of 375
6	Rotocap	71-70	RC-78S Std Only	Loc. Exh.
6	Rotocap	71-70	RC-78SB * Std Only	Loc. Exh.; Carton of 375
QTY	PISTON	YEARS	PART NO.	DESCRIPTION
6	Cast Piston	77-74	244NP Std-20-30-40-60	Cast; .9011" Pin Dia.; 2 Rings 5/64 Groove, 1 Ring 3/16 Groove, 1.740 CD, Flat Head - 8.2:1 C.R.
6	Cast Piston	71-70	244NP Std-20-30-40-60	Cast; .9011" Pin Dia.; 2 Rings 5/64 Groove, 1 Ring 3/16 Groove, 1.740 CD, Flat Head - 8.2:1 C.R.
6	Cast Piston - Individual	77-74	W244NP Std-20-30-40-60	Cast; .9011" Pin Dia.; 2 Rings 5/64 Groove, 1 Ring 3/16 Groove, 1.740 CD, Flat Head - 8.2:1 C.R.
6	Cast Piston - Individual	71-70	W244NP Std-20-30-40-60	Cast; .9011" Pin Dia.; 2 Rings 5/64 Groove, 1 Ring 3/16 Groove, 1.740 CD, Flat Head - 8.2:1 C.R.
6	Pin Bushing	77-74	2134Y	
6	Pin Bushing	71-70	2134Y	
QTY	RINGS	YEARS	PART NO.	DESCRIPTION
1	Premium Set	77-74	E-196K Std-20-30-40-60	2-5/64, 1-3/16; Premium Moly
1	Premium Set	71-70	E-196K Std-20-30-40-60	2-5/64, 1-3/16; Premium Moly
1	Standard Set	77-74	E-196X Std-20-30-40-60	2-5/64, 1-3/16; Iron
1	Standard Set	71-70	E-196X Std-20-30-40-60	2-5/64, 1-3/16; Iron
QTY	ENGINE BEARINGS	YEARS	PART NO.	DESCRIPTION
1	Main Set	77	5070M Std-10-20-30-40	
1	Main Set	76	4092M Std-10-20-30	VINTAGE; w/Forged crankshaft
1	Main Set	76	5070M Std-10-20-30-40	w/Cast crankshaft
1	Main Set	75-74	4092M Std-10-20-30	VINTAGE
1	Main Set	71-70	4092M Std-10-20-30	VINTAGE
1	Rod Set	77	6-3695RA Std-10-20-30-40	A-Series aluminum bearings
1	Rod Set	76	6-2375CP Std-10-20-30-40	VINTAGE; w/Forged crankshaft
1	Rod Set	76	6-3695RA Std-10-20-30-40	w/Cast crankshaft; A-Series aluminum bearings
1	Rod Set	75-74	6-2375CP Std-10-20-30-40	VINTAGE
1	Rod Set	71-70	6-2375CP Std-10-20-30-40	VINTAGE
6	Rod Pair	77	3695RA Std-10-20-30-40	A-Series aluminum bearings
6	Rod Pair	76	2375CP Std-10-20-30-40	VINTAGE; w/Forged crankshaft
6	Rod Pair	76	3695RA Std-10-20-30-40	w/Cast crankshaft; A-Series aluminum bearings
6	Rod Pair	75-74	2375CP Std-10-20-30-40	VINTAGE
6	Rod Pair	71-70	2375CP Std-10-20-30-40	VINTAGE
1	Cam Set	77-74	1454M Std Only	VINTAGE
1	Cam Set	71-70	1454M Std Only	VINTAGE
QTY	OIL PUMP	YEARS	PART NO.	DESCRIPTION
1	Oil Pump	77-74	224-4165V	High Volume; Will replace 5 bolt pump
1	Oil Pump	77-74	224-4165C	w/.826" rotor thickness; 5 bolt pump; Will replace early 6 bolt pump
1	Oil Pump	71-70	224-4165V	High Volume; Will replace 5 bolt pump
1	Oil Pump	71-70	224-4165C	w/.826" rotor thickness; 5 bolt pump; Will replace early 6 bolt pump
1	Screen Assy.	77-74	224-14157	
QTY	GASKETS	YEARS	PART NO.	DESCRIPTION
1	Kit Gasket Set	77-74	260-1004	VINTAGE; Premium valve stem seals incl.
1	Kit Gasket Set	71-70	260-1004	VINTAGE; Premium valve stem seals incl.
QTY	FREEZE PLUGS	YEARS	PART NO.	DESCRIPTION
1	Brass Block Plug Kit	77-74	381-8012	
1	Brass Block Plug Kit	71-70	381-8012	
1	Brass Deep Cup Freeze Plug	77-74	381-9001	VINTAGE; 1.625" Diameter
1	Brass Deep Cup Freeze Plug	71-70	381-9001	VINTAGE; 1.625" Diameter
1	Steel Deep Cup Freeze Plug	77-74	381-3084	2.141" Diameter
1	Steel Deep Cup Freeze Plug	71-70	381-3084	2.141" Diameter

16 225 3.7L (3688cc) OHV L6 (12 Valve), 3.4063" Bore (Chrysler Eng.), 1 Bbl. "VIN E" 1978

QTY	TIMING	YEARS	PART NO.	DESCRIPTION
1	3 Piece Set	78	KT3-495SA	
1	Timing Chain	78	222-495	Silent type; 50 Links

(continued on next page)

Dodge Truck (Incl. SUV's)

225 3.7L (3688cc) OHV L6 (12 Valve), 3.4063" Bore (Chrysler Eng.), 1 Bbl. "VIN E" 1978 **16**
(cont.)

QTY	TIMING (cont.)	YEARS	PART NO.	DESCRIPTION
1	Crank Sprocket	78	223-291	Use w/silent type chain; 19 Teeth
QTY	CAMSHAFT/LIFTER	YEARS	PART NO.	DESCRIPTION
1	Camshaft	78	CS-380	VINTAGE; Mechanical, (050) Duration at .050 Lobe Lift, 203 Exh., 198 Int., 109 Degrees Lobe Separation
1	Prelube		55-403 Std Only	1.5 oz. packet
1	Prelube		55-400 Std Only	4 oz. bottle; 1.5 oz. packet No. 55-403 also avail.
12	Lifter	78	AT-2084 Std Only	VINTAGE; Dumbbell shaped mech.
12	Lifter, Bulk	78	AT-2084B Std Only	Dumbbell shaped mech.; Carton of 117
QTY	PUSH ROD	YEARS	PART NO.	DESCRIPTION
12	Push Rod	78	RP-3036 Std Only	VINTAGE; 9.9540" O.A.L.
QTY	ROCKER PARTS	YEARS	PART NO.	DESCRIPTION
12	Adj. Screw	78	MR-1933 Std Only	VINTAGE
QTY	VALVE	YEARS	PART NO.	DESCRIPTION
6	Exhaust	78	V-4093 Std-15	1.3600" Head Dia., 0.3715" Stem Dia., 4.7970" O.A.L.
6	Intake	78	V-1434 Std Only	2 groove; 1.6200" Head Dia., 0.3725" Stem Dia., 4.7740" O.A.L.
QTY	VALVE SPRING	YEARS	PART NO.	DESCRIPTION
6	Spring	78	VS-510 Std Only	Loc. Exh.; 2.0000" Free Height
6	Spring	78	VS-510 Std Only	Loc. Int.; 2.0000" Free Height
QTY	VALVE SEAL	YEARS	PART NO.	DESCRIPTION
6	Valve Stem Seal	78	MV-1918 Std Only	Loc. Exh.; Umbrella type; (VTN) Viton®
6	Valve Stem Seal	78	ST-2048 Std Only	Loc. Int.; Positive type; (VTN) Viton®
12	Valve Stem Seal	78	ST-2004 Std Only	Positive type; Installation requires valve guide machining; (RBBTF) Rubber/PTFE
12	Valve Stem Seal	78	ST-2014 Std Only	Use w/repair guide; Positive type; Installation requires valve guide machining; (TFL) PTFE
12	Valve Stem Seal Bulk	78	ST-2004BC Std Only	Positive type; Installation requires valve guide machining; Carton of 100; (RBBTF) Rubber/PTFE
12	Valve Stem Seal Bulk	78	ST-2014BC Std Only	Use w/repair guide; Positive type; Installation requires valve guide machining; Carton of 100; (TFL) PTFE
QTY	VALVE SEAT	YEARS	PART NO.	DESCRIPTION
6	Seat	78	245-1437-1 Std Only	Loc. Exh.; 1.4420" OD, 1.2500" ID, 0.2160" Depth
6	Seat	78	245-1750-2 Std Only	Loc. Int.; 1.7550" OD, 1.5000" ID, 0.2160" Depth
6	Seat	78	245-1750-2N Std Only	Loc. Int.; Premium Material; 1.7550" OD, 1.5000" ID, 0.2160" Depth
QTY	VALVE, MISC	YEARS	PART NO.	DESCRIPTION
24	Keeper	78	VK-66 Std Only	2 groove
24	Keeper	78	VK-66R Std Only	2 groove; Hardened
24	Keeper	78	VK-174 Std Only	4 groove
24	Keeper	78	VK-174R Std Only	4 groove; Hardened
12	Spring Insert	78	259-103C Std Only	.015"; ID 1.030"; Carton of 100
12	Spring Insert	78	259-103B Std Only	.030"; ID 1.030"; Carton of 100
12	Spring Insert	78	259-103BRS Std Only	.030"; ID 1.030"; Carton of 500
12	Spring Insert	78	259-103A Std Only	.060"; ID 1.030"; Carton of 100
12	Spring Insert	78	259-103ARS Std Only	.060"; ID 1.030"; Carton of 500
6	Rotocap	78	RC-78S Std Only	Loc. Exh.
6	Rotocap	78	RC-78SB * Std Only	Loc. Exh.; Carton of 375
QTY	PISTON	YEARS	PART NO.	DESCRIPTION
6	Cast Piston	78	244NP Std-20-30-40-60	Cast; .9011" Pin Dia.; 2 Rings 5/64 Groove, 1 Ring 3/16 Groove, 1.740 CD, Flat Head - 8.2:1 C.R.
6	Cast Piston - Individual	78	W244NP Std-20-30-40-60	Cast; .9011" Pin Dia.; 2 Rings 5/64 Groove, 1 Ring 3/16 Groove, 1.740 CD, Flat Head - 8.2:1 C.R.
6	Pin Bushing	78	2134Y	
QTY	RINGS	YEARS	PART NO.	DESCRIPTION
1	Premium Set	78	E-196K Std-20-30-40-60	2-5/64, 1-3/16; Premium Moly
1	Standard Set	78	E-196X Std-20-30-40-60	2-5/64, 1-3/16; Iron
QTY	ENGINE BEARINGS	YEARS	PART NO.	DESCRIPTION
1	Main Set	78	5070M Std-10-20-30-40	
1	Rod Set	78	6-3695RA Std-10-20-30-40	A-Series aluminum bearings
6	Rod Pair	78	3695RA Std-10-20-30-40	A-Series aluminum bearings
1	Cam Set	78	1454M Std Only	VINTAGE
QTY	OIL PUMP	YEARS	PART NO.	DESCRIPTION
1	Oil Pump	78	224-4165V	High Volume; Will replace 5 bolt pump
1	Oil Pump	78	224-4165C	w/.826" rotor thickness; 5 bolt pump; Will replace early 6 bolt pump
1	Screen Assy.	78	224-14157	
1	Screen Assy.	78	224-14226	Forward control chassis

(continued on next page)

Dodge Truck (Incl. SUV's)

16 225 3.7L (3688cc) OHV L6 (12 Valve), 3.4063" Bore (Chrysler Eng.), 1 Bbl. "VIN E" 1978
(cont.)

QTY	GASKETS	YEARS	PART NO.	DESCRIPTION
1	Kit Gasket Set	78	260-1004	VINTAGE; Premium valve stem seals incl.
QTY	FREEZE PLUGS	YEARS	PART NO.	DESCRIPTION
1	Brass Block Plug Kit	78	381-8012	
1	Brass Deep Cup Freeze Plug	78	381-9001	VINTAGE; 1.625" Diameter
1	Steel Deep Cup Freeze Plug	78	381-3084	2.141" Diameter

17 225 3.7L (3688cc) OHV L6 (12 Valve), 3.4063" Bore (Chrysler Eng.), 1 Bbl. "VIN N" 1980-1979

QTY	TIMING	YEARS	PART NO.	DESCRIPTION
1	3 Piece Set	80-79	KT3-495SA	
1	Timing Chain	80-79	222-495	Silent type; 50 Links
1	Crank Sprocket	80-79	223-291	Use w/silent type chain; 19 Teeth
QTY	CAMSHAFT/LIFTER	YEARS	PART NO.	DESCRIPTION
1	Camshaft	80-79	CS-380	VINTAGE; Mechanical, (050) Duration at .050 Lobe Lift, 203 Exh., 198 Int., 109 Degrees Lobe Separation
1	Prelube		55-403 Std Only	1.5 oz. packet
1	Prelube		55-400 Std Only	4 oz. bottle; 1.5 oz. packet No. 55-403 also avail.
12	Lifter	80-79	AT-2084 Std Only	VINTAGE; Dumbbell shaped mech.
12	Lifter, Bulk	80-79	AT-2084B Std Only	Dumbbell shaped mech.; Carton of 117
QTY	PUSH ROD	YEARS	PART NO.	DESCRIPTION
12	Push Rod	80-79	RP-3036 Std Only	VINTAGE; 9.9540" O.A.L.
QTY	ROCKER PARTS	YEARS	PART NO.	DESCRIPTION
12	Adj. Screw	80-79	MR-1933 Std Only	VINTAGE
QTY	VALVE	YEARS	PART NO.	DESCRIPTION
6	Exhaust	80-79	V-4093 Std-15	1.3600" Head Dia., 0.3715" Stem Dia., 4.7970" O.A.L.
6	Intake	80-79	V-1434 Std Only	2 groove; 1.6200" Head Dia., 0.3725" Stem Dia., 4.7740" O.A.L.
QTY	VALVE SPRING	YEARS	PART NO.	DESCRIPTION
6	Spring	80-79	VS-510 Std Only	Loc. Exh.; 2.0000" Free Height
6	Spring	80-79	VS-510 Std Only	Loc. Int.; 2.0000" Free Height
QTY	VALVE SEAL	YEARS	PART NO.	DESCRIPTION
6	Valve Stem Seal	80-79	MV-1918 Std Only	Loc. Exh.; Umbrella type; (VTN) Viton®
6	Valve Stem Seal	80-79	ST-2048 Std Only	Loc. Int.; Positive type; (VTN) Viton®
12	Valve Stem Seal	80-79	ST-2004 Std Only	Positive type; Installation requires valve guide machining; (RBBTF) Rubber/PTFE
12	Valve Stem Seal	80-79	ST-2014 Std Only	Use w/repair guide; Positive type; Installation requires valve guide machining; (TFL) PTFE
12	Valve Stem Seal Bulk	80-79	ST-2004BC Std Only	Positive type; Installation requires valve guide machining; Carton of 100; (RBBTF) Rubber/PTFE
12	Valve Stem Seal Bulk	80-79	ST-2014BC Std Only	Use w/repair guide; Positive type; Installation requires valve guide machining; Carton of 100; (TFL) PTFE
QTY	VALVE SEAT	YEARS	PART NO.	DESCRIPTION
6	Seat	80-79	245-1437-1 Std Only	Loc. Exh.; 1.4420" OD, 1.2500" ID, 0.2160" Depth
6	Seat	80-79	245-1750-2 Std Only	Loc. Int.; 1.7550" OD, 1.5000" ID, 0.2160" Depth
6	Seat	80-79	245-1750-2N Std Only	Loc. Int.; Premium Material; 1.7550" OD, 1.5000" ID, 0.2160" Depth
QTY	VALVE, MISC	YEARS	PART NO.	DESCRIPTION
24	Keeper	80-79	VK-66 Std Only	2 groove
24	Keeper	80-79	VK-66R Std Only	2 groove; Hardened
24	Keeper	80-79	VK-174 Std Only	4 groove
24	Keeper	80-79	VK-174R Std Only	4 groove; Hardened
12	Spring Insert	80-79	259-103C Std Only	.015"; ID 1.030"; Carton of 100
12	Spring Insert	80-79	259-103B Std Only	.030"; ID 1.030"; Carton of 100
12	Spring Insert	80-79	259-103BRS Std Only	.030"; ID 1.030"; Carton of 500
12	Spring Insert	80-79	259-103A Std Only	.060"; ID 1.030"; Carton of 100
12	Spring Insert	80-79	259-103ARS Std Only	.060"; ID 1.030"; Carton of 500
6	Rotocap	80-79	RC-78S Std Only	Loc. Exh.
6	Rotocap	80-79	RC-78SB * Std Only	Loc. Exh.; Carton of 375
QTY	PISTON	YEARS	PART NO.	DESCRIPTION
6	Cast Piston	80-79	244NP Std-20-30-40-60	Cast; .9011" Pin Dia.; 2 Rings 5/64 Groove, 1 Ring 3/16 Groove, 1.740 CD, Flat Head - 8.2:1 C.R.
6	Cast Piston - Individual	80-79	W244NP Std-20-30-40-60	Cast; .9011" Pin Dia.; 2 Rings 5/64 Groove, 1 Ring 3/16 Groove, 1.740 CD, Flat Head - 8.2:1 C.R.
6	Pin Bushing	80-79	2134Y	
QTY	RINGS	YEARS	PART NO.	DESCRIPTION
1	Premium Set	80-79	E-196K Std-20-30-40-60	2-5/64, 1-3/16; Premium Moly
1	Standard Set	80-79	E-196X Std-20-30-40-60	2-5/64, 1-3/16; Iron

VALVE TRAIN

VALVE TRAIN

BLOCK

BLOCK

(continued on next page)

Dodge Truck (Incl. SUV's)

225 3.7L (3688cc) OHV L6 (12 Valve), 3.4063" Bore (Chrysler Eng.), 1 Bbl. "VIN N" 1980-1979 **17**
(cont.)

BLOCK	QTY	ENGINE BEARINGS	YEARS	PART NO.	DESCRIPTION
	1	Main Set	80-79	5070M Std-10-20-30-40	
	1	Rod Set	80-79	6-3695RA Std-10-20-30-40	A-Series aluminum bearings
	6	Rod Pair	80-79	3695RA Std-10-20-30-40	A-Series aluminum bearings
	1	Cam Set	80-79	1473M Std Only	
QTY	OIL PUMP	YEARS	PART NO.	DESCRIPTION	
1	Oil Pump	80-79	224-4165V	High Volume; Will replace 5 bolt pump	
1	Oil Pump	80-79	224-4165C	w/.826" rotor thickness; 5 bolt pump; Will replace early 6 bolt pump	
1	Screen Assy.	80-79	224-14226	Forward control chassis	
QTY	GASKETS	YEARS	PART NO.	DESCRIPTION	
1	Kit Gasket Set	80-79	260-1004	VINTAGE; Premium valve stem seals incl.	
QTY	FREEZE PLUGS	YEARS	PART NO.	DESCRIPTION	
1	Brass Block Plug Kit	80-79	381-8012		
1	Brass Deep Cup Freeze Plug	80-79	381-9001	VINTAGE; 1.625" Diameter	
1	Steel Deep Cup Freeze Plug	80-79	381-3084	2.141" Diameter	

225 3.7L (3688cc) OHV L6 (12 Valve), 3.4063" Bore (Chrysler Eng.), 2 Bbl. "VIN X" 1979-1970 **18**

VALVE TRAIN	QTY	TIMING	YEARS	PART NO.	DESCRIPTION
	1	3 Piece Set	74-70	KT3-495SA	
	1	Timing Chain	77-70	222-168	Double rlr.; 66 Links
	1	Timing Chain	74-70	222-495	Silent type; 50 Links
	1	Crank Sprocket	74-70	223-291	Use w/silent type chain; 19 Teeth
	QTY	CAMSHAFT/LIFTER	YEARS	PART NO.	DESCRIPTION
	1	Camshaft	79-70	CS-380	VINTAGE; Mechanical, (050) Duration at .050 Lobe Lift, 203 Exh., 198 Int., 109 Degrees Lobe Separation
	1	Prelube		55-403 Std Only	1.5 oz. packet
	1	Prelube		55-400 Std Only	4 oz. bottle; 1.5 oz. packet No. 55-403 also avail.
	12	Lifter	79-70	AT-2084 Std Only	VINTAGE; Dumbbell shaped mech.
	12	Lifter, Bulk	79-70	AT-2084B Std Only	Dumbbell shaped mech.; Carton of 117
	QTY	PUSH ROD	YEARS	PART NO.	DESCRIPTION
	12	Push Rod	79-70	RP-3036 Std Only	VINTAGE; 9.9540" O.A.L.
QTY	ROCKER PARTS	YEARS	PART NO.	DESCRIPTION	
12	Adj. Screw	79-70	MR-1933 Std Only	VINTAGE	
QTY	VALVE	YEARS	PART NO.	DESCRIPTION	
6	Exhaust	79	V-4093 Std-15	1.3600" Head Dia., 0.3715" Stem Dia., 4.7970" O.A.L.	
6	Exhaust	77-74	V-4093 Std-15	1.3600" Head Dia., 0.3715" Stem Dia., 4.7970" O.A.L.	
6	Exhaust	73-72	V-4093 Std-15	Exc. w/air pump; 1.3600" Head Dia., 0.3715" Stem Dia., 4.7970" O.A.L.	
6	Exhaust	71-70	V-4093 Std-15	1.3600" Head Dia., 0.3715" Stem Dia., 4.7970" O.A.L.	
6	Intake	79-70	V-1434 Std Only	2 groove; 1.6200" Head Dia., 0.3725" Stem Dia., 4.7740" O.A.L.	
QTY	VALVE SPRING	YEARS	PART NO.	DESCRIPTION	
6	Spring	79-70	VS-510 Std Only	Loc. Exh.; 2.0000" Free Height	
6	Spring	79-70	VS-510 Std Only	Loc. Int.; 2.0000" Free Height	
QTY	VALVE SEAL	YEARS	PART NO.	DESCRIPTION	
6	Valve Stem Seal	79-78	MV-1918 Std Only	Loc. Exh.; Umbrella type; (VTN) Viton®	
6	Valve Stem Seal	79-78	ST-2048 Std Only	Loc. Int.; Positive type; (VTN) Viton®	
12	Valve Stem Seal	79-70	ST-2004 Std Only	Positive type; Installation requires valve guide machining; (RBBTF) Rubber/PTFE	
12	Valve Stem Seal	79-70	ST-2014 Std Only	Use w/repair guide; Positive type; Installation requires valve guide machining; (TFL) PTFE	
6	Valve Stem Seal	77-70	MV-1918 Std Only	Loc. Exh.; O.E. design; Umbrella type; (VTN) Viton®	
6	Valve Stem Seal	77-70	MV-1771C Std Only	Loc. Int.; Umbrella type; (PLY) Polyacrylate	
12	Valve Stem Seal Bulk	79-70	ST-2004BC Std Only	Positive type; Installation requires valve guide machining; Carton of 100; (RBBTF) Rubber/PTFE	
12	Valve Stem Seal Bulk	79-70	ST-2014BC Std Only	Use w/repair guide; Positive type; Installation requires valve guide machining; Carton of 100; (TFL) PTFE	
6	Valve Stem Seal Bulk	77-70	MV-1771 Std Only	Loc. Int.; Umbrella type; Carton of 100; (PLY) Polyacrylate	
QTY	VALVE SEAT	YEARS	PART NO.	DESCRIPTION	
6	Seat	79-70	245-1437-1 Std Only	Loc. Exh.; 1.4420" OD, 1.2500" ID, 0.2160" Depth	
6	Seat	79-70	245-1750-2 Std Only	Loc. Int.; 1.7550" OD, 1.5000" ID, 0.2160" Depth	
6	Seat	79-70	245-1750-2N Std Only	Loc. Int.; Premium Material; 1.7550" OD, 1.5000" ID, 0.2160" Depth	
QTY	VALVE, MISC	YEARS	PART NO.	DESCRIPTION	
24	Keeper	79-70	VK-66 Std Only	2 groove	
24	Keeper	79-70	VK-66R Std Only	2 groove; Hardened	
24	Keeper	79-70	VK-174 Std Only	4 groove	
24	Keeper	79-70	VK-174R Std Only	4 groove; Hardened	

(continued on next page)

Dodge Truck (Incl. SUV's)

18 225 3.7L (3688cc) OHV L6 (12 Valve), 3.4063" Bore (Chrysler Eng.), 2 Bbl. "VIN X" 1979-1970
(cont.)

QTY	VALVE, MISC (cont.)	YEARS	PART NO.	DESCRIPTION
12	Spring Insert	79-70	259-103C Std Only	.015"; ID 1.030"; Carton of 100
12	Spring Insert	79-70	259-103B Std Only	.030"; ID 1.030"; Carton of 100
12	Spring Insert	79-70	259-103BRS Std Only	.030"; ID 1.030"; Carton of 500
12	Spring Insert	79-70	259-103A Std Only	.060"; ID 1.030"; Carton of 100
12	Spring Insert	79-70	259-103ARS Std Only	.060"; ID 1.030"; Carton of 500
6	Rotocap	79-70	RC-78S Std Only	Loc. Exh.
6	Rotocap	79-70	RC-78SB * Std Only	Loc. Exh.; Carton of 375
QTY	PISTON	YEARS	PART NO.	DESCRIPTION
6	Cast Piston	79-70	244NP Std-20-30-40-60	Cast; .9011" Pin Dia.; 2 Rings 5/64 Groove, 1 Ring 3/16 Groove, 1.740 CD, Flat Head - 8.2:1 C.R.
6	Cast Piston - Individual	79-70	W244NP Std-20-30-40-60	Cast; .9011" Pin Dia.; 2 Rings 5/64 Groove, 1 Ring 3/16 Groove, 1.740 CD, Flat Head - 8.2:1 C.R.
6	Pin Bushing	79-70	2134Y	
QTY	RINGS	YEARS	PART NO.	DESCRIPTION
1	Premium Set	79-70	E-196K Std-20-30-40-60	2-5/64, 1-3/16; Premium Moly
1	Standard Set	79-70	E-196X Std-20-30-40-60	2-5/64, 1-3/16; Iron
QTY	ENGINE BEARINGS	YEARS	PART NO.	DESCRIPTION
1	Main Set	79-77	5070M Std-10-20-30-40	VINTAGE; w/Forged crankshaft
1	Main Set	76	4092M Std-10-20-30	w/Cast crankshaft
1	Main Set	76	5070M Std-10-20-30-40	VINTAGE
1	Main Set	75-70	4092M Std-10-20-30	VINTAGE
1	Rod Set	79-77	6-3695RA Std-10-20-30-40	A-Series aluminum bearings
1	Rod Set	76	6-2375CP Std-10-20-30-40	VINTAGE; w/Forged crankshaft
1	Rod Set	76	6-3695RA Std-10-20-30-40	w/Cast crankshaft; A-Series aluminum bearings
1	Rod Set	75-70	6-2375CP Std-10-20-30-40	VINTAGE
6	Rod Pair	79-77	3695RA Std-10-20-30-40	A-Series aluminum bearings
6	Rod Pair	76	2375CP Std-10-20-30-40	VINTAGE; w/Forged crankshaft
6	Rod Pair	76	3695RA Std-10-20-30-40	w/Cast crankshaft; A-Series aluminum bearings
6	Rod Pair	75-70	2375CP Std-10-20-30-40	VINTAGE
1	Cam Set	79	1473M Std Only	
1	Cam Set	78-70	1454M Std Only	VINTAGE
QTY	OIL PUMP	YEARS	PART NO.	DESCRIPTION
1	Oil Pump	79-70	224-4165V	High Volume; Will replace 5 bolt pump
1	Oil Pump	79-70	224-4165C	w/.826" rotor thickness; 5 bolt pump; Will replace early 6 bolt pump
1	Screen Assy.	79-78	224-14226	Forward control chassis
1	Screen Assy.	78-73	224-14157	
QTY	GASKETS	YEARS	PART NO.	DESCRIPTION
1	Kit Gasket Set	79-70	260-1004	VINTAGE; Premium valve stem seals incl.
QTY	FREEZE PLUGS	YEARS	PART NO.	DESCRIPTION
1	Brass Block Plug Kit	79-70	381-8012	
1	Brass Deep Cup Freeze Plug	79-70	381-9001	VINTAGE; 1.625" Diameter
1	Steel Deep Cup Freeze Plug	79-70	381-3084	2.141" Diameter

19 225 3.7L (3688cc) OHV L6 (12 Valve), 3.4063" Bore (Chrysler Eng.), 1 Bbl. "Eng. Code A225" 1965

QTY	TIMING	YEARS	PART NO.	DESCRIPTION
1	3 Piece Set	65	KT3-495SA	
1	Timing Chain	65	222-168	Double rlr.; 66 Links
1	Timing Chain	65	222-495	Silent type; 50 Links
1	Crank Sprocket	65	223-291	Use w/silent type chain; 19 Teeth
QTY	CAMSHAFT/LIFTER	YEARS	PART NO.	DESCRIPTION
1	Camshaft	65	CS-380	VINTAGE; Mechanical, (050) Duration at .050 Lobe Lift, 203 Exh., 198 Int., 109 Degrees Lobe Separation
1	Prelube		55-403 Std Only	1.5 oz. packet
1	Prelube		55-400 Std Only	4 oz. bottle; 1.5 oz. packet No. 55-403 also avail.
12	Lifter	65	AT-2084 Std Only	VINTAGE; Dumbbell shaped mech.
12	Lifter, Bulk	65	AT-2084B Std Only	Dumbbell shaped mech.; Carton of 117
QTY	PUSH ROD	YEARS	PART NO.	DESCRIPTION
12	Push Rod	65	RP-3036 Std Only	VINTAGE; 9.9540" O.A.L.
QTY	ROCKER PARTS	YEARS	PART NO.	DESCRIPTION
12	Adj. Screw	65	MR-1933 Std Only	VINTAGE
QTY	VALVE	YEARS	PART NO.	DESCRIPTION
6	Exhaust	65	V-4093 Std-15	1.3600" Head Dia., 0.3715" Stem Dia., 4.7970" O.A.L.
6	Intake	65	V-1434 Std Only	2 groove; 1.6200" Head Dia., 0.3725" Stem Dia., 4.7740" O.A.L.
QTY	VALVE SPRING	YEARS	PART NO.	DESCRIPTION
6	Spring	65	VS-510 Std Only	Loc. Exh.; 2.0000" Free Height

(continued on next page)

Dodge Truck (Incl. SUV's)

225 3.7L (3688cc) OHV L6 (12 Valve), 3.4063" Bore (Chrysler Eng.), 1 Bbl. "Eng. Code A225" 1965 **19**
(cont.)

QTY	VALVE SPRING (cont.)	YEARS	PART NO.	DESCRIPTION
6	Spring	65	VS-510 Std Only	Loc. Int.; 2.0000" Free Height
QTY	VALVE SEAL	YEARS	PART NO.	DESCRIPTION
6	Valve Stem Seal	65	MV-1918 Std Only	Loc. Exh.; O.E. design; Umbrella type; (VTN) Viton®
6	Valve Stem Seal	65	MV-1771C Std Only	Loc. Int.; Umbrella type; (PLY) Polyacrylate
12	Valve Stem Seal	65	ST-2004 Std Only	Positive type; Installation requires valve guide machining; (RBBTF) Rubber/PTFE
12	Valve Stem Seal	65	ST-2014 Std Only	Use w/repair guide; Positive type; Installation requires valve guide machining; (TFL) PTFE
6	Valve Stem Seal Bulk	65	MV-1771 Std Only	Loc. Int.; Umbrella type; Carton of 100; (PLY) Polyacrylate
12	Valve Stem Seal Bulk	65	ST-2004BC Std Only	Positive type; Installation requires valve guide machining; Carton of 100; (RBBTF) Rubber/PTFE
12	Valve Stem Seal Bulk	65	ST-2014BC Std Only	Use w/repair guide; Positive type; Installation requires valve guide machining; Carton of 100; (TFL) PTFE
QTY	VALVE SEAT	YEARS	PART NO.	DESCRIPTION
6	Seat	65	245-1437-1 Std Only	Loc. Exh.; 1.4420" OD, 1.2500" ID, 0.2160" Depth
6	Seat	65	245-1750-2 Std Only	Loc. Int.; 1.7550" OD, 1.5000" ID, 0.2160" Depth
6	Seat	65	245-1750-2N Std Only	Loc. Int.; Premium Material; 1.7550" OD, 1.5000" ID, 0.2160" Depth
QTY	VALVE, MISC	YEARS	PART NO.	DESCRIPTION
24	Keeper	65	VK-66 Std Only	2 groove
24	Keeper	65	VK-66R Std Only	2 groove; Hardened
24	Keeper	65	VK-174 Std Only	4 groove
24	Keeper	65	VK-174R Std Only	4 groove; Hardened
12	Spring Insert	65	259-103C Std Only	.015"; ID 1.030"; Carton of 100
12	Spring Insert	65	259-103B Std Only	.030"; ID 1.030"; Carton of 100
12	Spring Insert	65	259-103BRS Std Only	.030"; ID 1.030"; Carton of 500
12	Spring Insert	65	259-103A Std Only	.060"; ID 1.030"; Carton of 100
12	Spring Insert	65	259-103ARS Std Only	.060"; ID 1.030"; Carton of 500
6	Rotocap	65	RC-78S Std Only	Loc. Exh.
6	Rotocap	65	RC-78SB * Std Only	Loc. Exh.; Carton of 375
QTY	PISTON	YEARS	PART NO.	DESCRIPTION
6	Cast Piston	65	244NP Std-20-30-40-60	Cast; .9011" Pin Dia.; 2 Rings 5/64 Groove, 1 Ring 3/16 Groove, 1.740 CD, Flat Head - 8.2:1 C.R.
6	Cast Piston - Individual	65	W244NP Std-20-30-40-60	Cast; .9011" Pin Dia.; 2 Rings 5/64 Groove, 1 Ring 3/16 Groove, 1.740 CD, Flat Head - 8.2:1 C.R.
6	Pin Bushing	65	2134Y	
QTY	RINGS	YEARS	PART NO.	DESCRIPTION
1	Premium Set	65	E-196K Std-20-30-40-60	2-5/64, 1-3/16; Premium Moly
1	Standard Set	65	E-196X Std-20-30-40-60	2-5/64, 1-3/16; Iron
QTY	ENGINE BEARINGS	YEARS	PART NO.	DESCRIPTION
1	Main Set	65	4092M Std-10-20-30	VINTAGE
1	Rod Set	65	6-2375CP Std-10-20-30-40	VINTAGE
6	Rod Pair	65	2375CP Std-10-20-30-40	VINTAGE
1	Cam Set	65	1454M Std Only	VINTAGE
QTY	OIL PUMP	YEARS	PART NO.	DESCRIPTION
1	Oil Pump	65	224-4165V	High Volume; Will replace 5 bolt pump
1	Oil Pump	65	224-4165C	w/.826" rotor thickness; 5 bolt pump; Will replace early 6 bolt pump
QTY	GASKETS	YEARS	PART NO.	DESCRIPTION
1	Kit Gasket Set	65	260-1004	VINTAGE; Premium valve stem seals incl.
QTY	FREEZE PLUGS	YEARS	PART NO.	DESCRIPTION
1	Brass Block Plug Kit	65	381-8012	
1	Brass Deep Cup Freeze Plug	65	381-9001	VINTAGE; 1.625" Diameter
1	Steel Deep Cup Freeze Plug	65	381-3084	2.141" Diameter
225 3.7L (3688cc) OHV L6 (12 Valve), 3.4063" Bore (Chrysler Eng.), 1 Bbl. "Eng. Code P22" 1960 20				
QTY	TIMING	YEARS	PART NO.	DESCRIPTION
1	3 Piece Set	60	KT3-495SA	
1	Timing Chain	60	222-495	Silent type; 50 Links
1	Crank Sprocket	60	223-291	Use w/silent type chain; 19 Teeth
QTY	CAMSHAFT/LIFTER	YEARS	PART NO.	DESCRIPTION
1	Camshaft	60	CS-380	VINTAGE; Mechanical, (050) Duration at .050 Lobe Lift, 203 Exh., 198 Int., 109 Degrees Lobe Separation
1	Prelube		55-403 Std Only	1.5 oz. packet
1	Prelube		55-400 Std Only	4 oz. bottle; 1.5 oz. packet No. 55-403 also avail.
QTY	GASKETS	YEARS	PART NO.	DESCRIPTION
1	Kit Gasket Set	60	260-1004	VINTAGE; Premium valve stem seals incl.

(continued on next page)

Dodge Truck (Incl. SUV's)

20 225 3.7L (3688cc) OHV L6 (12 Valve), 3.4063" Bore (Chrysler Eng.), 1 Bbl. "Eng. Code P22" 1960
(cont.)

QTY	FREEZE PLUGS	YEARS	PART NO.	DESCRIPTION
1	Brass Block Plug Kit	60	381-8012	
1	Brass Deep Cup Freeze Plug	60	381-9001	VINTAGE; 1.625" Diameter
1	Steel Deep Cup Freeze Plug	60	381-3084	2.141" Diameter

21 225 3.7L (3688cc) OHV L6 (12 Valve), 3.4063" Bore (Chrysler Eng.), 1 Bbl. "Eng. Code R22" 1961

QTY	TIMING	YEARS	PART NO.	DESCRIPTION
1	3 Piece Set	61	KT3-495SA	
1	Timing Chain	61	222-495	Silent type; 50 Links
1	Crank Sprocket	61	223-291	Use w/silent type chain; 19 Teeth
QTY	CAMSHAFT/LIFTER	YEARS	PART NO.	DESCRIPTION
1	Camshaft	61	CS-380	VINTAGE; Mechanical, (050) Duration at .050 Lobe Lift, 203 Exh., 198 Int., 109 Degrees Lobe Separation
1	Prelube		55-403 Std Only	1.5 oz. packet
1	Prelube		55-400 Std Only	4 oz. bottle; 1.5 oz. packet No. 55-403 also avail.
12	Lifter	61	AT-2084 Std Only	VINTAGE; Dumbbell shaped mech.
12	Lifter, Bulk	61	AT-2084B Std Only	Dumbbell shaped mech.; Carton of 117
QTY	PUSH ROD	YEARS	PART NO.	DESCRIPTION
12	Push Rod	61	RP-3036 Std Only	VINTAGE; 9.9540" O.A.L.
QTY	ROCKER PARTS	YEARS	PART NO.	DESCRIPTION
12	Adj. Screw	61	MR-1933 Std Only	VINTAGE
QTY	VALVE	YEARS	PART NO.	DESCRIPTION
6	Exhaust	61	V-4093 Std-15	1.3600" Head Dia., 0.3715" Stem Dia., 4.7970" O.A.L.
6	Intake	61	V-1434 Std Only	2 groove; 1.6200" Head Dia., 0.3725" Stem Dia., 4.7740" O.A.L.
QTY	VALVE SPRING	YEARS	PART NO.	DESCRIPTION
6	Spring	61	VS-510 Std Only	Loc. Exh.; 2.0000" Free Height
6	Spring	61	VS-510 Std Only	Loc. Int.; 2.0000" Free Height
QTY	VALVE SEAL	YEARS	PART NO.	DESCRIPTION
6	Valve Stem Seal	61	MV-1918 Std Only	Loc. Exh.; O.E. design; Umbrella type; (VTN) Viton®
6	Valve Stem Seal	61	MV-1598C Std Only	Loc. Int.; Umbrella type; (RBB) Rubber
12	Valve Stem Seal	61	ST-2004 Std Only	Positive type; Installation requires valve guide machining; (RBBTF) Rubber/PTFE
12	Valve Stem Seal	61	ST-2014 Std Only	Use w/repair guide; Positive type; Installation requires valve guide machining; (TFL) PTFE
6	Valve Stem Seal Bulk	61	MV-1598 Std Only	Loc. Int.; Umbrella type; Carton of 100; (RBB) Rubber
12	Valve Stem Seal Bulk	61	ST-2004BC Std Only	Positive type; Installation requires valve guide machining; Carton of 100; (RBBTF) Rubber/PTFE
12	Valve Stem Seal Bulk	61	ST-2014BC Std Only	Use w/repair guide; Positive type; Installation requires valve guide machining; Carton of 100; (TFL) PTFE
QTY	VALVE SEAT	YEARS	PART NO.	DESCRIPTION
6	Seat	61	245-1437-1 Std Only	Loc. Exh.; 1.4420" OD, 1.2500" ID, 0.2160" Depth
6	Seat	61	245-1750-2 Std Only	Loc. Int.; 1.7550" OD, 1.5000" ID, 0.2160" Depth
6	Seat	61	245-1750-2N Std Only	Loc. Int.; Premium Material; 1.7550" OD, 1.5000" ID, 0.2160" Depth
QTY	VALVE, MISC	YEARS	PART NO.	DESCRIPTION
24	Keeper	61	VK-66 Std Only	2 groove
24	Keeper	61	VK-66R Std Only	2 groove; Hardened
24	Keeper	61	VK-174 Std Only	4 groove
24	Keeper	61	VK-174R Std Only	4 groove; Hardened
12	Spring Insert	61	259-103C Std Only	.015"; ID 1.030"; Carton of 100
12	Spring Insert	61	259-103B Std Only	.030"; ID 1.030"; Carton of 100
12	Spring Insert	61	259-103BRS Std Only	.030"; ID 1.030"; Carton of 500
12	Spring Insert	61	259-103A Std Only	.060"; ID 1.030"; Carton of 100
12	Spring Insert	61	259-103ARS Std Only	.060"; ID 1.030"; Carton of 500
6	Rotocap	61	RC-78S Std Only	Loc. Exh.
6	Rotocap	61	RC-78SB * Std Only	Loc. Exh.; Carton of 375
QTY	PISTON	YEARS	PART NO.	DESCRIPTION
6	Cast Piston	61	244NP Std-20-30-40-60	Cast; .9011" Pin Dia.; 2 Rings 5/64 Groove, 1 Ring 3/16 Groove, 1.740 CD, Flat Head - 8.2:1 C.R.
6	Cast Piston - Individual	61	W244NP Std-20-30-40-60	Cast; .9011" Pin Dia.; 2 Rings 5/64 Groove, 1 Ring 3/16 Groove, 1.740 CD, Flat Head - 8.2:1 C.R.
6	Pin Bushing	61	2134Y	
QTY	RINGS	YEARS	PART NO.	DESCRIPTION
1	Premium Set	61	E-196K Std-20-30-40-60	2-5/64, 1-3/16; Premium Moly
1	Standard Set	61	E-196X Std-20-30-40-60	2-5/64, 1-3/16; Iron
QTY	ENGINE BEARINGS	YEARS	PART NO.	DESCRIPTION
1	Main Set	61	4092M Std-10-20-30	VINTAGE
1	Rod Set	61	6-2375CP Std-10-20-30-40	VINTAGE

VALVE TRAIN

VALVE TRAIN

BLOCK

BLOCK

(continued on next page)

Dodge Truck (Incl. SUV's)

225 3.7L (3688cc) OHV L6 (12 Valve), 3.4063" Bore (Chrysler Eng.), 1 Bbl. "Eng. Code R22" 1961 21
(cont.)

BLOCK	QTY	ENGINE BEARINGS	YEARS	PART NO.	DESCRIPTION	BLOCK
	6	Rod Pair	61	2375CP Std-10-20-30-40	VINTAGE	
	1	Cam Set	61	1454M Std Only	VINTAGE	
	QTY	OIL PUMP	YEARS	PART NO.	DESCRIPTION	
	1	Oil Pump	61	224-4165V	High Volume; Will replace 5 bolt pump	
	1	Oil Pump	61	224-4165C	w/.826" rotor thickness; 5 bolt pump; Will replace early 6 bolt pump	
	QTY	GASKETS	YEARS	PART NO.	DESCRIPTION	
	1	Kit Gasket Set	61	260-1004	VINTAGE; Premium valve stem seals incl.	
	QTY	FREEZE PLUGS	YEARS	PART NO.	DESCRIPTION	
	1	Brass Block Plug Kit	61	381-8012		
	1	Brass Deep Cup Freeze Plug	61	381-9001	VINTAGE; 1.625" Diameter	
	1	Steel Deep Cup Freeze Plug	61	381-3084	2.141" Diameter	

225 3.7L (3688cc) OHV L6 (12 Valve), 3.4063" Bore (Chrysler Eng.), 1 Bbl. "Eng. Code S22" 1962 22

VALVE TRAIN	QTY	TIMING	YEARS	PART NO.	DESCRIPTION	VALVE TRAIN
	1	3 Piece Set	62	KT3-495SA		
	1	Timing Chain	62	222-168	Double rlr.; 66 Links	
	1	Timing Chain	62	222-495	Silent type; 50 Links	
	1	Crank Sprocket	62	223-291	Use w/silent type chain; 19 Teeth	
	QTY	CAMSHAFT/LIFTER	YEARS	PART NO.	DESCRIPTION	
	1	Camshaft	62	CS-380	VINTAGE; Mechanical, (050) Duration at .050 Lobe Lift, 203 Exh., 198 Int., 109 Degrees Lobe Separation	
	1	Prelube		55-403 Std Only	1.5 oz. packet	
	1	Prelube		55-400 Std Only	4 oz. bottle; 1.5 oz. packet No. 55-403 also avail.	
	12	Lifter	62	AT-2084 Std Only	VINTAGE; Dumbbell shaped mech.	
	12	Lifter, Bulk	62	AT-2084B Std Only	Dumbbell shaped mech.; Carton of 117	
	QTY	PUSH ROD	YEARS	PART NO.	DESCRIPTION	
	12	Push Rod	62	RP-3036 Std Only	VINTAGE; 9.9540" O.A.L.	
	QTY	ROCKER PARTS	YEARS	PART NO.	DESCRIPTION	
	12	Adj. Screw	62	MR-1933 Std Only	VINTAGE	
	QTY	VALVE	YEARS	PART NO.	DESCRIPTION	
	6	Exhaust	62	V-4093 Std-15	1.3600" Head Dia., 0.3715" Stem Dia., 4.7970" O.A.L.	
	6	Intake	62	V-1434 Std Only	2 groove; 1.6200" Head Dia., 0.3725" Stem Dia., 4.7740" O.A.L.	
	QTY	VALVE SPRING	YEARS	PART NO.	DESCRIPTION	
	6	Spring	62	VS-510 Std Only	Loc. Exh.; 2.0000" Free Height	
	6	Spring	62	VS-510 Std Only	Loc. Int.; 2.0000" Free Height	
	QTY	VALVE SEAL	YEARS	PART NO.	DESCRIPTION	
	6	Valve Stem Seal	62	MV-1918 Std Only	Loc. Exh.; O.E. design; Umbrella type; (VTN) Viton®	
	6	Valve Stem Seal	62	MV-1598C Std Only	Loc. Int.; Umbrella type; (RBB) Rubber	
	12	Valve Stem Seal	62	ST-2004 Std Only	Positive type; Installation requires valve guide machining; (RBBTF) Rubber/PTFE	
	12	Valve Stem Seal	62	ST-2014 Std Only	Use w/repair guide; Positive type; Installation requires valve guide machining; (TFL) PTFE	
	6	Valve Stem Seal Bulk	62	MV-1598 Std Only	Loc. Int.; Umbrella type; Carton of 100; (RBB) Rubber	
	12	Valve Stem Seal Bulk	62	ST-2004BC Std Only	Positive type; Installation requires valve guide machining; Carton of 100; (RBBTF) Rubber/PTFE	
	12	Valve Stem Seal Bulk	62	ST-2014BC Std Only	Use w/repair guide; Positive type; Installation requires valve guide machining; Carton of 100; (TFL) PTFE	
	QTY	VALVE SEAT	YEARS	PART NO.	DESCRIPTION	
	6	Seat	62	245-1437-1 Std Only	Loc. Exh.; 1.4420" OD, 1.2500" ID, 0.2160" Depth	
	6	Seat	62	245-1750-2 Std Only	Loc. Int.; 1.7550" OD, 1.5000" ID, 0.2160" Depth	
	6	Seat	62	245-1750-2N Std Only	Loc. Int.; Premium Material; 1.7550" OD, 1.5000" ID, 0.2160" Depth	
	QTY	VALVE, MISC	YEARS	PART NO.	DESCRIPTION	
	24	Keeper	62	VK-66 Std Only	2 groove	
	24	Keeper	62	VK-66R Std Only	2 groove; Hardened	
	24	Keeper	62	VK-174 Std Only	4 groove	
	24	Keeper	62	VK-174R Std Only	4 groove; Hardened	
	12	Spring Insert	62	259-103C Std Only	.015"; ID 1.030"; Carton of 100	
	12	Spring Insert	62	259-103B Std Only	.030"; ID 1.030"; Carton of 100	
	12	Spring Insert	62	259-103BRS Std Only	.030"; ID 1.030"; Carton of 500	
	12	Spring Insert	62	259-103A Std Only	.060"; ID 1.030"; Carton of 100	
	12	Spring Insert	62	259-103ARS Std Only	.060"; ID 1.030"; Carton of 500	
	6	Rotocap	62	RC-78S Std Only	Loc. Exh.	
	6	Rotocap	62	RC-78SB * Std Only	Loc. Exh.; Carton of 375	

(continued on next page)

Dodge Truck (Incl. SUV's)

22 225 3.7L (3688cc) OHV L6 (12 Valve), 3.4063" Bore (Chrysler Eng.), 1 Bbl. "Eng. Code S22" 1962
(cont.)

QTY	PISTON	YEARS	PART NO.	DESCRIPTION
6	Cast Piston	62	244NP Std-20-30-40-60	Cast; .9011" Pin Dia.; 2 Rings 5/64 Groove, 1 Ring 3/16 Groove, 1.740 CD, Flat Head - 8.2:1 C.R.
6	Cast Piston - Individual	62	W244NP Std-20-30-40-60	Cast; .9011" Pin Dia.; 2 Rings 5/64 Groove, 1 Ring 3/16 Groove, 1.740 CD, Flat Head - 8.2:1 C.R.
6	Pin Bushing	62	2134Y	
QTY	RINGS	YEARS	PART NO.	DESCRIPTION
1	Premium Set	62	E-196K Std-20-30-40-60	2-5/64, 1-3/16; Premium Moly
1	Standard Set	62	E-196X Std-20-30-40-60	2-5/64, 1-3/16; Iron
QTY	ENGINE BEARINGS	YEARS	PART NO.	DESCRIPTION
1	Main Set	62	4092M Std-10-20-30	VINTAGE
1	Rod Set	62	6-2375CP Std-10-20-30-40	VINTAGE
6	Rod Pair	62	2375CP Std-10-20-30-40	VINTAGE
1	Cam Set	62	1454M Std Only	VINTAGE
QTY	OIL PUMP	YEARS	PART NO.	DESCRIPTION
1	Oil Pump	62	224-4165V	High Volume; Will replace 5 bolt pump
1	Oil Pump	62	224-4165C	w/.826" rotor thickness; 5 bolt pump; Will replace early 6 bolt pump
QTY	GASKETS	YEARS	PART NO.	DESCRIPTION
1	Kit Gasket Set	62	260-1004	VINTAGE; Premium valve stem seals incl.
QTY	FREEZE PLUGS	YEARS	PART NO.	DESCRIPTION
1	Brass Block Plug Kit	62	381-8012	
1	Brass Deep Cup Freeze Plug	62	381-9001	VINTAGE; 1.625" Diameter
1	Steel Deep Cup Freeze Plug	62	381-3084	2.141" Diameter

23 225 3.7L (3688cc) OHV L6 (12 Valve), 3.4063" Bore (Chrysler Eng.), 1 Bbl. "Eng. Code T22" 1963

QTY	TIMING	YEARS	PART NO.	DESCRIPTION
1	3 Piece Set	63	KT3-495SA	
1	Timing Chain	63	222-168	Double rlr.; 66 Links
1	Timing Chain	63	222-495	Silent type; 50 Links
1	Crank Sprocket	63	223-291	Use w/silent type chain; 19 Teeth
QTY	CAMSHAFT/LIFTER	YEARS	PART NO.	DESCRIPTION
1	Camshaft	63	CS-380	VINTAGE; Mechanical, (050) Duration at .050 Lobe Lift, 203 Exh., 198 Int., 109 Degrees Lobe Separation
1	Prelube		55-403 Std Only	1.5 oz. packet
1	Prelube		55-400 Std Only	4 oz. bottle; 1.5 oz. packet No. 55-403 also avail.
12	Lifter	63	AT-2084 Std Only	VINTAGE; Dumbbell shaped mech.
12	Lifter, Bulk	63	AT-2084B Std Only	Dumbbell shaped mech.; Carton of 117
QTY	PUSH ROD	YEARS	PART NO.	DESCRIPTION
12	Push Rod	63	RP-3036 Std Only	VINTAGE; 9.9540" O.A.L.
QTY	ROCKER PARTS	YEARS	PART NO.	DESCRIPTION
12	Adj. Screw	63	MR-1933 Std Only	VINTAGE
QTY	VALVE	YEARS	PART NO.	DESCRIPTION
6	Exhaust	63	V-4093 Std-15	1.3600" Head Dia., 0.3715" Stem Dia., 4.7970" O.A.L.
6	Intake	63	V-1434 Std Only	2 groove; 1.6200" Head Dia., 0.3725" Stem Dia., 4.7740" O.A.L.
QTY	VALVE SPRING	YEARS	PART NO.	DESCRIPTION
6	Spring	63	VS-510 Std Only	Loc. Exh.; 2.0000" Free Height
6	Spring	63	VS-510 Std Only	Loc. Int.; 2.0000" Free Height
QTY	VALVE SEAL	YEARS	PART NO.	DESCRIPTION
6	Valve Stem Seal	63	MV-1918 Std Only	Loc. Exh.; O.E. design; Umbrella type; (VTN) Viton®
6	Valve Stem Seal	63	MV-1771C Std Only	Loc. Int.; Umbrella type; (PLY) Polyacrylate
12	Valve Stem Seal	63	ST-2004 Std Only	Positive type; Installation requires valve guide machining; (RBBTF) Rubber/PTFE
12	Valve Stem Seal	63	ST-2014 Std Only	Use w/repair guide; Positive type; Installation requires valve guide machining; (TFL) PTFE
6	Valve Stem Seal Bulk	63	MV-1771 Std Only	Loc. Int.; Umbrella type; Carton of 100; (PLY) Polyacrylate
12	Valve Stem Seal Bulk	63	ST-2004BC Std Only	Positive type; Installation requires valve guide machining; Carton of 100; (RBBTF) Rubber/PTFE
12	Valve Stem Seal Bulk	63	ST-2014BC Std Only	Use w/repair guide; Positive type; Installation requires valve guide machining; Carton of 100; (TFL) PTFE
QTY	VALVE SEAT	YEARS	PART NO.	DESCRIPTION
6	Seat	63	245-1437-1 Std Only	Loc. Exh.; 1.4420" OD, 1.2500" ID, 0.2160" Depth
6	Seat	63	245-1750-2 Std Only	Loc. Int.; 1.7550" OD, 1.5000" ID, 0.2160" Depth
6	Seat	63	245-1750-2N Std Only	Loc. Int.; Premium Material; 1.7550" OD, 1.5000" ID, 0.2160" Depth
QTY	VALVE, MISC	YEARS	PART NO.	DESCRIPTION
24	Keeper	63	VK-66 Std Only	2 groove

(continued on next page)

Dodge Truck (Incl. SUV's)

225 3.7L (3688cc) OHV L6 (12 Valve), 3.4063" Bore (Chrysler Eng.), 1 Bbl. "Eng. Code T22" 1963 23
(cont.)

QTY	VALVE, MISC (cont.)	YEARS	PART NO.	DESCRIPTION
24	Keeper	63	VK-66R Std Only	2 groove; Hardened
24	Keeper	63	VK-174 Std Only	4 groove
24	Keeper	63	VK-174R Std Only	4 groove; Hardened
12	Spring Insert	63	259-103C Std Only	.015"; ID 1.030"; Carton of 100
12	Spring Insert	63	259-103B Std Only	.030"; ID 1.030"; Carton of 100
12	Spring Insert	63	259-103BRS Std Only	.030"; ID 1.030"; Carton of 500
12	Spring Insert	63	259-103A Std Only	.060"; ID 1.030"; Carton of 100
12	Spring Insert	63	259-103ARS Std Only	.060"; ID 1.030"; Carton of 500
6	Rotocap	63	RC-78S Std Only	Loc. Exh.
6	Rotocap	63	RC-78SB * Std Only	Loc. Exh.; Carton of 375
QTY	PISTON	YEARS	PART NO.	DESCRIPTION
6	Cast Piston	63	244NP Std-20-30-40-60	Cast; .9011" Pin Dia.; 2 Rings 5/64 Groove, 1 Ring 3/16 Groove, 1.740 CD, Flat Head - 8.2:1 C.R.
6	Cast Piston - Individual	63	W244NP Std-20-30-40-60	Cast; .9011" Pin Dia.; 2 Rings 5/64 Groove, 1 Ring 3/16 Groove, 1.740 CD, Flat Head - 8.2:1 C.R.
6	Pin Bushing	63	2134Y	
QTY	RINGS	YEARS	PART NO.	DESCRIPTION
1	Premium Set	63	E-196K Std-20-30-40-60	2-5/64, 1-3/16; Premium Moly
1	Standard Set	63	E-196X Std-20-30-40-60	2-5/64, 1-3/16; Iron
QTY	ENGINE BEARINGS	YEARS	PART NO.	DESCRIPTION
1	Main Set	63	4092M Std-10-20-30	VINTAGE
1	Rod Set	63	6-2375CP Std-10-20-30-40	VINTAGE
6	Rod Pair	63	2375CP Std-10-20-30-40	VINTAGE
1	Cam Set	63	1454M Std Only	VINTAGE
QTY	OIL PUMP	YEARS	PART NO.	DESCRIPTION
1	Oil Pump	63	224-4165V	High Volume; Will replace 5 bolt pump
1	Oil Pump	63	224-4165C	w/.826" rotor thickness; 5 bolt pump; Will replace early 6 bolt pump
QTY	GASKETS	YEARS	PART NO.	DESCRIPTION
1	Kit Gasket Set	63	260-1004	VINTAGE; Premium valve stem seals incl.
QTY	FREEZE PLUGS	YEARS	PART NO.	DESCRIPTION
1	Brass Block Plug Kit	63	381-8012	
1	Brass Deep Cup Freeze Plug	63	381-9001	VINTAGE; 1.625" Diameter
1	Steel Deep Cup Freeze Plug	63	381-3084	2.141" Diameter

225 3.7L (3688cc) OHV L6 (12 Valve), 3.4063" Bore (Chrysler Eng.), 1 Bbl. "Eng. Code V22" 1964 24

QTY	TIMING	YEARS	PART NO.	DESCRIPTION
1	3 Piece Set	64	KT3-495SA	
1	Timing Chain	64	222-168	Double rlr.; 66 Links
1	Timing Chain	64	222-495	Silent type; 50 Links
1	Crank Sprocket	64	223-291	Use w/silent type chain; 19 Teeth
QTY	CAMSHAFT/LIFTER	YEARS	PART NO.	DESCRIPTION
1	Camshaft	64	CS-380	VINTAGE; Mechanical, (050) Duration at .050 Lobe Lift, 203 Exh., 198 Int., 109 Degrees Lobe Separation
1	Prelube		55-403 Std Only	1.5 oz. packet
1	Prelube		55-400 Std Only	4 oz. bottle; 1.5 oz. packet No. 55-403 also avail.
12	Lifter	64	AT-2084 Std Only	VINTAGE; Dumbbell shaped mech.
12	Lifter, Bulk	64	AT-2084B Std Only	Dumbbell shaped mech.; Carton of 117
QTY	PUSH ROD	YEARS	PART NO.	DESCRIPTION
12	Push Rod	64	RP-3036 Std Only	VINTAGE; 9.9540" O.A.L.
QTY	ROCKER PARTS	YEARS	PART NO.	DESCRIPTION
12	Adj. Screw	64	MR-1933 Std Only	VINTAGE
QTY	VALVE	YEARS	PART NO.	DESCRIPTION
6	Exhaust	64	V-4093 Std-15	1.3600" Head Dia., 0.3715" Stem Dia., 4.7970" O.A.L.
6	Intake	64	V-1434 Std Only	2 groove; 1.6200" Head Dia., 0.3725" Stem Dia., 4.7740" O.A.L.
QTY	VALVE SPRING	YEARS	PART NO.	DESCRIPTION
6	Spring	64	VS-510 Std Only	Loc. Exh.; 2.0000" Free Height
6	Spring	64	VS-510 Std Only	Loc. Int.; 2.0000" Free Height
QTY	VALVE SEAL	YEARS	PART NO.	DESCRIPTION
6	Valve Stem Seal	64	MV-1918 Std Only	Loc. Exh.; O.E. design; Umbrella type; (VTN) Viton®
6	Valve Stem Seal	64	MV-1771C Std Only	Loc. Int.; Umbrella type; (PLY) Polyacrylate
12	Valve Stem Seal	64	ST-2004 Std Only	Positive type; Installation requires valve guide machining; (RBBTF) Rubber/PTFE
12	Valve Stem Seal	64	ST-2014 Std Only	Use w/repair guide; Positive type; Installation requires valve guide machining; (TFL) PTFE
6	Valve Stem Seal Bulk	64	MV-1771 Std Only	Loc. Int.; Umbrella type; Carton of 100; (PLY) Polyacrylate

(continued on next page)

Dodge Truck (Incl. SUV's)

24 225 3.7L (3688cc) OHV L6 (12 Valve), 3.4063" Bore (Chrysler Eng.), 1 Bbl. "Eng. Code V22" 1964
(cont.)

QTY	VALVE SEAL (cont.)	YEARS	PART NO.	DESCRIPTION
12	Valve Stem Seal Bulk	64	ST-2004BC Std Only	Positive type; Installation requires valve guide machining; Carton of 100; (RBBTF) Rubber/PTFE
12	Valve Stem Seal Bulk	64	ST-2014BC Std Only	Use w/repair guide; Positive type; Installation requires valve guide machining; Carton of 100; (TFL) PTFE
QTY	VALVE SEAT	YEARS	PART NO.	DESCRIPTION
6	Seat	64	245-1437-1 Std Only	Loc. Exh.; 1.4420" OD, 1.2500" ID, 0.2160" Depth
6	Seat	64	245-1750-2 Std Only	Loc. Int.; 1.7550" OD, 1.5000" ID, 0.2160" Depth
6	Seat	64	245-1750-2N Std Only	Loc. Int.; Premium Material; 1.7550" OD, 1.5000" ID, 0.2160" Depth
QTY	VALVE, MISC	YEARS	PART NO.	DESCRIPTION
24	Keeper	64	VK-66 Std Only	2 groove
24	Keeper	64	VK-66R Std Only	2 groove; Hardened
24	Keeper	64	VK-174 Std Only	4 groove
24	Keeper	64	VK-174R Std Only	4 groove; Hardened
12	Spring Insert	64	259-103C Std Only	.015"; ID 1.030"; Carton of 100
12	Spring Insert	64	259-103B Std Only	.030"; ID 1.030"; Carton of 100
12	Spring Insert	64	259-103BRS Std Only	.030"; ID 1.030"; Carton of 500
12	Spring Insert	64	259-103A Std Only	.060"; ID 1.030"; Carton of 100
12	Spring Insert	64	259-103ARS Std Only	.060"; ID 1.030"; Carton of 500
6	Rotocap	64	RC-78S Std Only	Loc. Exh.
6	Rotocap	64	RC-78SB * Std Only	Loc. Exh.; Carton of 375
QTY	PISTON	YEARS	PART NO.	DESCRIPTION
6	Cast Piston	64	244NP Std-20-30-40-60	Cast; .9011" Pin Dia.; 2 Rings 5/64 Groove, 1 Ring 3/16 Groove, 1.740 CD, Flat Head - 8.2:1 C.R.
6	Cast Piston - Individual	64	W244NP Std-20-30-40-60	Cast; .9011" Pin Dia.; 2 Rings 5/64 Groove, 1 Ring 3/16 Groove, 1.740 CD, Flat Head - 8.2:1 C.R.
6	Pin Bushing	64	2134Y	
QTY	RINGS	YEARS	PART NO.	DESCRIPTION
1	Premium Set	64	E-196K Std-20-30-40-60	2-5/64, 1-3/16; Premium Moly
1	Standard Set	64	E-196X Std-20-30-40-60	2-5/64, 1-3/16; Iron
QTY	ENGINE BEARINGS	YEARS	PART NO.	DESCRIPTION
1	Main Set	64	4092M Std-10-20-30	VINTAGE
1	Rod Set	64	6-2375CP Std-10-20-30-40	VINTAGE
6	Rod Pair	64	2375CP Std-10-20-30-40	VINTAGE
1	Cam Set	64	1454M Std Only	VINTAGE
QTY	OIL PUMP	YEARS	PART NO.	DESCRIPTION
1	Oil Pump	64	224-4165V	High Volume; Will replace 5 bolt pump
1	Oil Pump	64	224-4165C	w/.826" rotor thickness; 5 bolt pump; Will replace early 6 bolt pump
QTY	GASKETS	YEARS	PART NO.	DESCRIPTION
1	Kit Gasket Set	64	260-1004	VINTAGE; Premium valve stem seals incl.
QTY	FREEZE PLUGS	YEARS	PART NO.	DESCRIPTION
1	Brass Block Plug Kit	64	381-8012	
1	Brass Deep Cup Freeze Plug	64	381-9001	VINTAGE; 1.625" Diameter
1	Steel Deep Cup Freeze Plug	64	381-3084	2.141" Diameter

25 228.1 3.7L (3739cc) L-HEAD L6 (12 Valve) (DeSoto), 3.375" Bore (Chrysler Eng.), 1 Bbl. 1956-1936

QTY	PISTON	YEARS	PART NO.	DESCRIPTION
6	Pin Bushing	56-36	8649XAS	VINTAGE; Full round, thin wall .0055" O/S OD bushing
6	Pin Bushing	56-36	8649XA	VINTAGE; Full round, thin wall bushing w/.9150" OD
6	Pin Bushing	56-36	8649V	VINTAGE; Split type, thin wall bushing w/.9135" OD
6	Pin Bushing	56-36	8649V20	VINTAGE; Split type, thin wall bushing w/.9135" OD
QTY	ENGINE BEARINGS	YEARS	PART NO.	DESCRIPTION
1	Main Set	56-36	485M Std-10-20-30	VINTAGE
6	Rod Pair	56-36	9560CPA Std-10-20-30-40	VINTAGE
1	Cam Set	56-36	1011M Std Only	VINTAGE

26 230 3.8L (3770cc) L-HEAD L6 (12 Valve) (Dodge), 3.25" Bore (Chrysler Eng.), 1 Bbl. "Eng. Code P23" 1960

QTY	TIMING	YEARS	PART NO.	DESCRIPTION
1	Timing Chain	60	222-494	48 Links
QTY	VALVE	YEARS	PART NO.	DESCRIPTION
6	Exhaust	60	V-1351 Std Only	VINTAGE; 1.4070" Head Dia., 0.3405" Stem Dia., 4.8410" O.A.L.
6	Intake	60	V-1086 Std Only	VINTAGE; 1.5310" Head Dia., 0.3405" Stem Dia., 4.8450" O.A.L.
QTY	VALVE GUIDE	YEARS	PART NO.	DESCRIPTION
6	Guide	60	VG-419 Std Only	VINTAGE; Loc. Exh.; 0.3445" ID, 2.8130" O.A.L.

(continued on next page)

Dodge Truck (Incl. SUV's)

230 3.8L (3770cc) L-HEAD L6 (12 Valve) (Dodge), 3.25" Bore (Chrysler Eng.), 1 Bbl. "Eng. Code P23" 1960 26
(cont.)

QTY	VALVE GUIDE (cont.)	YEARS	PART NO.	DESCRIPTION
6	Guide	60	VG-420 Std Only	VINTAGE; Loc. Int.; 0.3425" ID, 2.8130" O.A.L
12	Spring	60	VS-304 Std Only	VINTAGE; w/o Rotocaps; 2.0000" Free Height
12	Spring	60	VS-506 Std Only	VINTAGE; w/Rotocaps; Use w/Rotocaps; 1.8570" Free Height
6	Seat	60	245-1625-1 Std Only	Loc. Int.; 1.6300" OD, 1.3750" ID, 0.2160" Depth
6	Seat	60	245-1625-1N Std Only	Loc. Int.; Premium Material; 1.6300" OD, 1.3750" ID, 0.2160" Depth
24	Keeper	60	VK-63 Std Only	VINTAGE; 2 groove; Round key groove
6	Cast Piston	60	37P Std-20-30-40-60-80	VINTAGE; Cast; .8591" Pin Dia.; 2 Rings 3/32 Groove, 2 Rings 5/32 Groove, 1.980 CD, Flat Head - 7.8:1 C.R.
6	Cast Piston - Individual	60	W37P Std-20-30-40-60-80	VINTAGE; Cast; .8591" Pin Dia.; 2 Rings 3/32 Groove, 2 Rings 5/32 Groove, 1.980 CD, Flat Head - 7.8:1 C.R.
6	Pin Bushing	60	8649XAS	VINTAGE; Full round, thin wall .0055" O/S OD bushing
6	Pin Bushing	60	8649XA	VINTAGE; Full round, thin wall bushing w/.9150" OD
6	Pin Bushing	60	1904V	VINTAGE; Split type bushing
6	Pin Bushing	60	8649V	VINTAGE; Split type, thin wall bushing w/.9135" OD
6	Pin Bushing	60	8649V20	VINTAGE; Split type, thin wall bushing w/.9135" OD
1	Premium Set	60	E-108KC Std-60	VINTAGE; 2-3/32, 2-5/32; Premium Chrome
1	Standard Set	60	E-108X Std-30-40-60	VINTAGE; 2-3/32, 2-5/32; Iron
1	Repair Sleeve	60	SL-123M Std Only	VINTAGE; 3/32" wall, cut to length; Press fit sleeve
1	Main Set	60	415M Std-10-20-30-40	VINTAGE; w/M/T
1	Rod Set	60	6-9185CP Std-10-20-30-40	VINTAGE
6	Rod Pair	60	9185CP Std-10-20-30-40	VINTAGE
1	Cam Set	60	1010M Std Only	VINTAGE
1	Oil Pump	60	224-4160	VINTAGE; w/rotor pump; w/Ext. drive gear; Rotor type

230 3.8L (3770cc) L-HEAD L6 (12 Valve) (Dodge), 3.25" Bore (Chrysler Eng.), 1 Bbl. 1960-1946 27

QTY	TIMING	YEARS	PART NO.	DESCRIPTION
1	Timing Chain	60-59	222-494	48 Links
6	Exhaust	60-46	V-1351 Std Only	VINTAGE; 1.4070" Head Dia., 0.3405" Stem Dia., 4.8410" O.A.L.
6	Intake	60-46	V-1086 Std Only	VINTAGE; 1.5310" Head Dia., 0.3405" Stem Dia., 4.8450" O.A.L.
6	Guide	60-46	VG-419 Std Only	VINTAGE; Loc. Exh.; 0.3445" ID, 2.8130" O.A.L
6	Guide	60-46	VG-420 Std Only	VINTAGE; Loc. Int.; 0.3425" ID, 2.8130" O.A.L
12	Spring	60-46	VS-304 Std Only	VINTAGE; w/o Rotocaps; 2.0000" Free Height
12	Spring	60-46	VS-506 Std Only	VINTAGE; w/Rotocaps; Use w/Rotocaps; 1.8570" Free Height
6	Seat	60-46	245-1625-1 Std Only	Loc. Int.; 1.6300" OD, 1.3750" ID, 0.2160" Depth
6	Seat	60-46	245-1625-1N Std Only	Loc. Int.; Premium Material; 1.6300" OD, 1.3750" ID, 0.2160" Depth
24	Keeper	60-46	VK-63 Std Only	VINTAGE; 2 groove; Round key groove
6	Cast Piston	60-46	37P Std-20-30-40-60-80	VINTAGE; Cast; .8591" Pin Dia.; 2 Rings 3/32 Groove, 2 Rings 5/32 Groove, 1.980 CD, Flat Head - 7.8:1 C.R.
6	Cast Piston - Individual	60-46	W37P Std-20-30-40-60-80	VINTAGE; Cast; .8591" Pin Dia.; 2 Rings 3/32 Groove, 2 Rings 5/32 Groove, 1.980 CD, Flat Head - 7.8:1 C.R.
6	Pin Bushing	60-48	8649XAS	VINTAGE; Full round, thin wall .0055" O/S OD bushing
6	Pin Bushing	60-48	8649XA	VINTAGE; Full round, thin wall bushing w/.9150" OD
6	Pin Bushing	60-56	1904V	VINTAGE; Split type bushing
6	Pin Bushing	60-48	8649V	VINTAGE; Split type, thin wall bushing w/.9135" OD
6	Pin Bushing	60-48	8649V20	VINTAGE; Split type, thin wall bushing w/.9135" OD
6	Pin Bushing	55	1904V	VINTAGE; From Ser. No. 17001; Split type bushing

(continued on next page)

Dodge Truck (Incl. SUV's)

27 230 3.8L (3770cc) L-HEAD L6 (12 Valve) (Dodge), 3.25" Bore (Chrysler Eng.), 1 Bbl. 1960-1946 (cont.)

BLOCK	QTY	RINGS	YEARS	PART NO.	DESCRIPTION	BLOCK
	1	Premium Set	60-46	E-108KC Std-60	VINTAGE; 2-3/32, 2-5/32; Premium Chrome	
	1	Standard Set	60-46	E-108X Std-30-40-60	VINTAGE; 2-3/32, 2-5/32; Iron	
	QTY	SLEEVE	YEARS	PART NO.	DESCRIPTION	
	1	Repair Sleeve	60-46	SL-123M Std Only	VINTAGE; 3/32" wall, cut to length; Press fit sleeve	
QTY	ENGINE BEARINGS	YEARS	PART NO.	DESCRIPTION		
1	Main Set	60-48	415M Std-10-20-30-40	VINTAGE; w/M/T		
1	Rod Set	60-48	6-9185CP Std-10-20-30-40	VINTAGE		
6	Rod Pair	60-48	9185CP Std-10-20-30-40	VINTAGE		
1	Cam Set	60-48	1010M Std Only	VINTAGE		
QTY	OIL PUMP	YEARS	PART NO.	DESCRIPTION		
1	Oil Pump	60-46	224-4160	VINTAGE; w/rotor pump; w/Ext. drive gear; Rotor type		

28 236.6 3.9L (3878cc) L-HEAD L6 (12 Valve) (DeSoto), 3.4375" Bore (Chrysler Eng.), 1 Bbl. 1950-1942

VALVE TRAIN	QTY	VALVE	YEARS	PART NO.	DESCRIPTION	VALVE TRAIN
	6	Exhaust	50-49	V-1004 Std Only	VINTAGE; 1.5010" Head Dia., 0.3400" Stem Dia., 4.8450" O.A.L.	
	6	Exhaust	48	V-1004 Std Only	VINTAGE; From Ser. No. 18448; 1.5010" Head Dia., 0.3400" Stem Dia., 4.8450" O.A.L.	
	6	Intake	50-42	V-1005 Std Only	VINTAGE; 1.7180" Head Dia., 0.3410" Stem Dia., 4.8450" O.A.L.	
	QTY	VALVE GUIDE	YEARS	PART NO.	DESCRIPTION	
	6	Guide	50-42	VG-419 Std Only	VINTAGE; Loc. Exh.; Use w/V-1004; 0.3445" ID, 2.8130" O.A.L.	
	6	Guide	50-42	VG-420 Std Only	VINTAGE; Loc. Int.; 0.3425" ID, 2.8130" O.A.L.	
	QTY	VALVE SPRING	YEARS	PART NO.	DESCRIPTION	
	12	Spring	50-42	VS-304 Std Only	VINTAGE; w/o Rotocaps; 2.0000" Free Height	
	12	Spring	50-42	VS-506 Std Only	VINTAGE; w/Rotocaps; Use w/Rotocaps; 1.8570" Free Height	
QTY	VALVE SEAT	YEARS	PART NO.	DESCRIPTION		
6	Seat	50-42	245-1812-1 Std Only	Loc. Int.; 1.8175" OD, 1.5625" ID, 0.2480" Depth		
6	Seat	50-42	245-1812-1N Std Only	Loc. Int.; Premium Material; 1.8175" OD, 1.5625" ID, 0.2480" Depth		
6	Seat	50-42	245-1640-1 Std Only	VINTAGE; Loc. Exh.; 1.6395" OD, 1.3750" ID, 0.2480" Depth		
QTY	VALVE, MISC	YEARS	PART NO.	DESCRIPTION		
24	Keeper	50-42	VK-63 Std Only	VINTAGE; 2 groove; Round key groove		

BLOCK	QTY	PISTON	YEARS	PART NO.	DESCRIPTION	BLOCK
	6	Cast Piston	50-42	32NP Std-20-30-40-60	VINTAGE; Cast; .8591" Pin Dia.; 2 Rings 3/32 Groove, 2 Rings 5/32 Groove, 1.977 CD, Flat Head - 6.9:1 C.R.	
	6	Cast Piston - Individual	50-42	W32NP Std-20-30-40-60	VINTAGE; Cast; .8591" Pin Dia.; 2 Rings 3/32 Groove, 2 Rings 5/32 Groove, 1.977 CD, Flat Head - 6.9:1 C.R.	
	6	Pin Bushing	50-42	8649XAS	VINTAGE; Full round, thin wall .0055" O/S OD bushing	
	6	Pin Bushing	50-42	8649XA	VINTAGE; Full round, thin wall bushing w/.9150" OD	
	6	Pin Bushing	50-42	8649V	VINTAGE; Split type, thin wall bushing w/.9135" OD	
	6	Pin Bushing	50-42	8649V20	VINTAGE; Split type, thin wall bushing w/.9135" OD	
	QTY	RINGS	YEARS	PART NO.	DESCRIPTION	
	1	Standard Set	50-42	E-107X Std-30-40	VINTAGE; 2-3/32, 2-5/32; Iron	
	QTY	ENGINE BEARINGS	YEARS	PART NO.	DESCRIPTION	
1	Main Set	50-42	485M Std-10-20-30	VINTAGE		
6	Rod Pair	50-42	9560CPA Std-10-20-30-40	VINTAGE		
1	Cam Set	50-42	1011M Std Only	VINTAGE		
QTY	OIL PUMP	YEARS	PART NO.	DESCRIPTION		
1	Oil Pump	50-42	224-4160	VINTAGE; Rotor type		

29 251 4.1L (4114cc) L-HEAD L6 (12 Valve) (Chrysler), 3.4375" Bore (Chrysler Eng.), 1 Bbl. "VIN 6" 1968

QTY	TIMING	YEARS	PART NO.	DESCRIPTION
1	Timing Chain	68	222-494	48 Links
QTY	VALVE	YEARS	PART NO.	DESCRIPTION
6	Exhaust	68	V-1004 Std Only	VINTAGE; 1.5010" Head Dia., 0.3400" Stem Dia., 4.8450" O.A.L.
6	Intake	68	V-1005 Std Only	VINTAGE; 1.7180" Head Dia., 0.3410" Stem Dia., 4.8450" O.A.L.
QTY	VALVE GUIDE	YEARS	PART NO.	DESCRIPTION
6	Guide	68	VG-419 Std Only	VINTAGE; Loc. Exh.; Use w/V-1004; 0.3445" ID, 2.8130" O.A.L.
6	Guide	68	VG-420 Std Only	VINTAGE; Loc. Int.; 0.3425" ID, 2.8130" O.A.L.

(continued on next page)

Dodge Truck (Incl. SUV's)

251 4.1L (4114cc) L-HEAD L6 (12 Valve) (Chrysler), 3.4375" Bore (Chrysler Eng.), 1 Bbl. "VIN 6" 1968 29
(cont.)

QTY	VALVE SPRING	YEARS	PART NO.	DESCRIPTION
6	Spring	68	VS-506 Std Only	VINTAGE; Loc. Exh.; Use w/Rotocaps; 1.8570" Free Height
6	Spring	68	VS-304 Std Only	VINTAGE; Loc. Int.; 2.0000" Free Height
QTY	VALVE SEAT	YEARS	PART NO.	DESCRIPTION
6	Seat	68	245-1812-1 Std Only	Loc. Int.; 1.8175" OD, 1.5625" ID, 0.2480" Depth
6	Seat	68	245-1812-1N Std Only	Loc. Int.; Premium Material; 1.8175" OD, 1.5625" ID, 0.2480" Depth
6	Seat	68	245-1640-1 Std Only	VINTAGE; Loc. Exh.; 1.6395" OD, 1.3750" ID, 0.2480" Depth
QTY	VALVE, MISC	YEARS	PART NO.	DESCRIPTION
24	Keeper	68	VK-63 Std Only	VINTAGE; 2 groove; Round key groove
QTY	PISTON	YEARS	PART NO.	DESCRIPTION
6	Cast Piston	68	32NP Std-20-30-40-60	VINTAGE; Use w/E-107X ring set; Cast; .8591" Pin Dia.; 2 Rings 3/32 Groove, 2 Rings 5/32 Groove, 1.977 CD, Flat Head - 6.9:1 C.R.
6	Cast Piston - Individual	68	W32NP Std-20-30-40-60	VINTAGE; Check piston grooving before supplying ring set; Cast; .8591" Pin Dia.; 2 Rings 3/32 Groove, 2 Rings 5/32 Groove, 1.977 CD, Flat Head - 6.9:1 C.R.
6	Pin Bushing	68	8649XAS	VINTAGE; Full round, thin wall .0055" O/S OD bushing
6	Pin Bushing	68	8649XA	VINTAGE; Full round, thin wall bushing w/.9150" OD
6	Pin Bushing	68	8649V	VINTAGE; Split type, thin wall bushing w/.9135" OD
6	Pin Bushing	68	8649V20	VINTAGE; Split type, thin wall bushing w/.9135" OD
QTY	RINGS	YEARS	PART NO.	DESCRIPTION
1	Standard Set	68	E-107X Std-30-40	VINTAGE; Use w/32NP piston; 2-3/32, 2-5/32; Iron
QTY	ENGINE BEARINGS	YEARS	PART NO.	DESCRIPTION
1	Main Set	68	485M Std-10-20-30	VINTAGE
6	Rod Pair	68	9560CPA Std-10-20-30-40	VINTAGE
1	Cam Set	68	1011M Std Only	VINTAGE
QTY	OIL PUMP	YEARS	PART NO.	DESCRIPTION
1	Oil Pump	68	224-4160	VINTAGE; Rotor type

251 4.1L (4114cc) L-HEAD L6 (12 Valve) (Chrysler), 3.4375" Bore (Chrysler Eng.), 1 Bbl. "Eng. Code A251" 1965 30

QTY	TIMING	YEARS	PART NO.	DESCRIPTION
1	Timing Chain	65	222-494	48 Links
QTY	VALVE	YEARS	PART NO.	DESCRIPTION
6	Exhaust	65	V-1004 Std Only	VINTAGE; 1.5010" Head Dia., 0.3400" Stem Dia., 4.8450" O.A.L.
6	Intake	65	V-1005 Std Only	VINTAGE; 1.7180" Head Dia., 0.3410" Stem Dia., 4.8450" O.A.L.
QTY	VALVE GUIDE	YEARS	PART NO.	DESCRIPTION
6	Guide	65	VG-419 Std Only	VINTAGE; Loc. Exh.; Use w/V-1004; 0.3445" ID, 2.8130" O.A.L
6	Guide	65	VG-420 Std Only	VINTAGE; Loc. Int.; 0.3425" ID, 2.8130" O.A.L
QTY	VALVE SPRING	YEARS	PART NO.	DESCRIPTION
6	Spring	65	VS-506 Std Only	VINTAGE; Loc. Exh.; Use w/Rotocaps; 1.8570" Free Height
6	Spring	65	VS-304 Std Only	VINTAGE; Loc. Int.; 2.0000" Free Height
QTY	VALVE SEAT	YEARS	PART NO.	DESCRIPTION
6	Seat	65	245-1812-1 Std Only	Loc. Int.; 1.8175" OD, 1.5625" ID, 0.2480" Depth
6	Seat	65	245-1812-1N Std Only	Loc. Int.; Premium Material; 1.8175" OD, 1.5625" ID, 0.2480" Depth
6	Seat	65	245-1640-1 Std Only	VINTAGE; Loc. Exh.; 1.6395" OD, 1.3750" ID, 0.2480" Depth
QTY	VALVE, MISC	YEARS	PART NO.	DESCRIPTION
24	Keeper	65	VK-63 Std Only	VINTAGE; 2 groove; Round key groove
QTY	PISTON	YEARS	PART NO.	DESCRIPTION
6	Cast Piston	65	32NP Std-20-30-40-60	VINTAGE; Use w/E-107X ring set; Cast; .8591" Pin Dia.; 2 Rings 3/32 Groove, 2 Rings 5/32 Groove, 1.977 CD, Flat Head - 6.9:1 C.R.
6	Cast Piston - Individual	65	W32NP Std-20-30-40-60	VINTAGE; Check piston grooving before supplying ring set; Cast; .8591" Pin Dia.; 2 Rings 3/32 Groove, 2 Rings 5/32 Groove, 1.977 CD, Flat Head - 6.9:1 C.R.
6	Pin Bushing	65	8649XAS	VINTAGE; Full round, thin wall .0055" O/S OD bushing
6	Pin Bushing	65	8649XA	VINTAGE; Full round, thin wall bushing w/.9150" OD
6	Pin Bushing	65	8649V	VINTAGE; Split type, thin wall bushing w/.9135" OD
6	Pin Bushing	65	8649V20	VINTAGE; Split type, thin wall bushing w/.9135" OD
QTY	RINGS	YEARS	PART NO.	DESCRIPTION
1	Standard Set	65	E-107X Std-30-40	VINTAGE; Use w/32NP piston; 2-3/32, 2-5/32; Iron

(continued on next page)

Dodge Truck (Incl. SUV's)

30 251 4.1L (4114cc) L-HEAD L6 (12 Valve) (Chrysler), 3.4375" Bore (Chrysler Eng.), 1 Bbl. "Eng. Code A251" (cont.) 1965

QTY	ENGINE BEARINGS	YEARS	PART NO.	DESCRIPTION
1	Main Set	65	485M Std-10-20-30	VINTAGE
6	Rod Pair	65	9560CPA Std-10-20-30-40	VINTAGE
1	Cam Set	65	1011M Std Only	VINTAGE
QTY	OIL PUMP	YEARS	PART NO.	DESCRIPTION
1	Oil Pump	65	224-4160	VINTAGE; Rotor type

31 251 4.1L (4114cc) L-HEAD L6 (12 Valve) (Chrysler), 3.4375" Bore (Chrysler Eng.), 1 Bbl. "Eng. Code P25" 1960

QTY	TIMING	YEARS	PART NO.	DESCRIPTION
1	Timing Chain	60	222-494	48 Links
QTY	VALVE	YEARS	PART NO.	DESCRIPTION
6	Exhaust	60	V-1004 Std Only	VINTAGE; 1.5010" Head Dia., 0.3400" Stem Dia., 4.8450" O.A.L.
6	Intake	60	V-1005 Std Only	VINTAGE; 1.7180" Head Dia., 0.3410" Stem Dia., 4.8450" O.A.L.
QTY	VALVE GUIDE	YEARS	PART NO.	DESCRIPTION
6	Guide	60	VG-419 Std Only	VINTAGE; Loc. Exh.; Use w/V-1004; 0.3445" ID, 2.8130" O.A.L.
6	Guide	60	VG-420 Std Only	VINTAGE; Loc. Int.; 0.3425" ID, 2.8130" O.A.L.
QTY	VALVE SPRING	YEARS	PART NO.	DESCRIPTION
6	Spring	60	VS-506 Std Only	VINTAGE; Loc. Exh.; Use w/Rotocaps; 1.8570" Free Height
6	Spring	60	VS-304 Std Only	VINTAGE; Loc. Int.; 2.0000" Free Height
QTY	VALVE SEAT	YEARS	PART NO.	DESCRIPTION
6	Seat	60	245-1812-1 Std Only	Loc. Int.; 1.8175" OD, 1.5625" ID, 0.2480" Depth
6	Seat	60	245-1812-1N Std Only	Loc. Int.; Premium Material; 1.8175" OD, 1.5625" ID, 0.2480" Depth
6	Seat	60	245-1640-1 Std Only	VINTAGE; Loc. Exh.; 1.6395" OD, 1.3750" ID, 0.2480" Depth
QTY	VALVE, MISC	YEARS	PART NO.	DESCRIPTION
24	Keeper	60	VK-63 Std Only	VINTAGE; 2 groove; Round key groove

QTY	PISTON	YEARS	PART NO.	DESCRIPTION
6	Cast Piston	60	32NP Std-20-30-40-60	VINTAGE; Use w/E-107X ring set; Cast; .8591" Pin Dia.; 2 Rings 3/32 Groove, 2 Rings 5/32 Groove, 1.977 CD, Flat Head - 6.9:1 C.R.
6	Cast Piston - Individual	60	W32NP Std-20-30-40-60	VINTAGE; Check piston grooving before supplying ring set; Cast; .8591" Pin Dia.; 2 Rings 3/32 Groove, 2 Rings 5/32 Groove, 1.977 CD, Flat Head - 6.9:1 C.R.
6	Pin Bushing	60	8649XAS	VINTAGE; Full round, thin wall .0055" O/S OD bushing
6	Pin Bushing	60	8649XA	VINTAGE; Full round, thin wall bushing w/.9150" OD
6	Pin Bushing	60	8649V	VINTAGE; Split type, thin wall bushing w/.9135" OD
6	Pin Bushing	60	8649V20	VINTAGE; Split type, thin wall bushing w/.9135" OD
QTY	RINGS	YEARS	PART NO.	DESCRIPTION
1	Standard Set	60	E-107X Std-30-40	VINTAGE; Use w/32NP piston; 2-3/32, 2-5/32; Iron
QTY	ENGINE BEARINGS	YEARS	PART NO.	DESCRIPTION
1	Main Set	60	485M Std-10-20-30	VINTAGE
6	Rod Pair	60	9560CPA Std-10-20-30-40	VINTAGE
1	Cam Set	60	1011M Std Only	VINTAGE
QTY	OIL PUMP	YEARS	PART NO.	DESCRIPTION
1	Oil Pump	60	224-4160	VINTAGE; Rotor type

32 251 4.1L (4114cc) L-HEAD L6 (12 Valve) (Chrysler), 3.4375" Bore (Chrysler Eng.), 1 Bbl. "Eng. Code R25" 1961

QTY	TIMING	YEARS	PART NO.	DESCRIPTION
1	Timing Chain	61	222-494	48 Links
QTY	VALVE	YEARS	PART NO.	DESCRIPTION
6	Exhaust	61	V-1004 Std Only	VINTAGE; 1.5010" Head Dia., 0.3400" Stem Dia., 4.8450" O.A.L.
6	Intake	61	V-1005 Std Only	VINTAGE; 1.7180" Head Dia., 0.3410" Stem Dia., 4.8450" O.A.L.
QTY	VALVE GUIDE	YEARS	PART NO.	DESCRIPTION
6	Guide	61	VG-419 Std Only	VINTAGE; Loc. Exh.; Use w/V-1004; 0.3445" ID, 2.8130" O.A.L.
6	Guide	61	VG-420 Std Only	VINTAGE; Loc. Int.; 0.3425" ID, 2.8130" O.A.L.
QTY	VALVE SPRING	YEARS	PART NO.	DESCRIPTION
6	Spring	61	VS-506 Std Only	VINTAGE; Loc. Exh.; Use w/Rotocaps; 1.8570" Free Height
6	Spring	61	VS-304 Std Only	VINTAGE; Loc. Int.; 2.0000" Free Height

(continued on next page)

Dodge Truck (Incl. SUV's)

251 4.1L (4114cc) L-HEAD L6 (12 Valve) (Chrysler), 3.4375" Bore (Chrysler Eng.), 1 Bbl. "Eng. Code R25" 32
1961 (cont.)

QTY	VALVE SEAT	YEARS	PART NO.	DESCRIPTION
6	Seat	61	245-1812-1 Std Only	Loc. Int.; 1.8175" OD, 1.5625" ID, 0.2480" Depth
6	Seat	61	245-1812-1N Std Only	Loc. Int.; Premium Material; 1.8175" OD, 1.5625" ID, 0.2480" Depth
6	Seat	61	245-1640-1 Std Only	VINTAGE; Loc. Exh.; 1.6395" OD, 1.3750" ID, 0.2480" Depth
QTY	VALVE, MISC	YEARS	PART NO.	DESCRIPTION
24	Keeper	61	VK-63 Std Only	VINTAGE; 2 groove; Round key groove
QTY	PISTON	YEARS	PART NO.	DESCRIPTION
6	Cast Piston	61	32NP Std-20-30-40-60	VINTAGE; Use w/E-107X ring set; Cast; .8591" Pin Dia.; 2 Rings 3/32 Groove, 2 Rings 5/32 Groove, 1.977 CD, Flat Head - 6.9:1 C.R.
6	Cast Piston - Individual	61	W32NP Std-20-30-40-60	VINTAGE; Check piston grooving before supplying ring set; Cast; .8591" Pin Dia.; 2 Rings 3/32 Groove, 2 Rings 5/32 Groove, 1.977 CD, Flat Head - 6.9:1 C.R.
6	Pin Bushing	61	8649XAS	VINTAGE; Full round, thin wall .0055" O/S OD bushing
6	Pin Bushing	61	8649XA	VINTAGE; Full round, thin wall bushing w/.9150" OD
6	Pin Bushing	61	8649V	VINTAGE; Split type, thin wall bushing w/.9135" OD
6	Pin Bushing	61	8649V20	VINTAGE; Split type, thin wall bushing w/.9135" OD
QTY	RINGS	YEARS	PART NO.	DESCRIPTION
1	Standard Set	61	E-107X Std-30-40	VINTAGE; Use w/32NP piston; 2-3/32, 2-5/32; Iron
QTY	ENGINE BEARINGS	YEARS	PART NO.	DESCRIPTION
1	Main Set	61	485M Std-10-20-30	VINTAGE
6	Rod Pair	61	9560CPA Std-10-20-30-40	VINTAGE
1	Cam Set	61	1011M Std Only	VINTAGE
QTY	OIL PUMP	YEARS	PART NO.	DESCRIPTION
1	Oil Pump	61	224-4160	VINTAGE; Rotor type

**B
L
O
C
K**

**B
L
O
C
K**

251 4.1L (4114cc) L-HEAD L6 (12 Valve) (Chrysler), 3.4375" Bore (Chrysler Eng.), 1 Bbl. "Eng. Code S25" 33
1962

QTY	TIMING	YEARS	PART NO.	DESCRIPTION
1	Timing Chain	62	222-494	48 Links
QTY	VALVE	YEARS	PART NO.	DESCRIPTION
6	Exhaust	62	V-1004 Std Only	VINTAGE; 1.5010" Head Dia., 0.3400" Stem Dia., 4.8450" O.A.L.
6	Intake	62	V-1005 Std Only	VINTAGE; 1.7180" Head Dia., 0.3410" Stem Dia., 4.8450" O.A.L.
QTY	VALVE GUIDE	YEARS	PART NO.	DESCRIPTION
6	Guide	62	VG-419 Std Only	VINTAGE; Loc. Exh.; Use w/V-1004; 0.3445" ID, 2.8130" O.A.L.
6	Guide	62	VG-420 Std Only	VINTAGE; Loc. Int.; 0.3425" ID, 2.8130" O.A.L.
QTY	VALVE SPRING	YEARS	PART NO.	DESCRIPTION
6	Spring	62	VS-506 Std Only	VINTAGE; Loc. Exh.; Use w/Rotocaps; 1.8570" Free Height
6	Spring	62	VS-304 Std Only	VINTAGE; Loc. Int.; 2.0000" Free Height
QTY	VALVE SEAT	YEARS	PART NO.	DESCRIPTION
6	Seat	62	245-1812-1 Std Only	Loc. Int.; 1.8175" OD, 1.5625" ID, 0.2480" Depth
6	Seat	62	245-1812-1N Std Only	Loc. Int.; Premium Material; 1.8175" OD, 1.5625" ID, 0.2480" Depth
6	Seat	62	245-1640-1 Std Only	VINTAGE; Loc. Exh.; 1.6395" OD, 1.3750" ID, 0.2480" Depth
QTY	VALVE, MISC	YEARS	PART NO.	DESCRIPTION
24	Keeper	62	VK-63 Std Only	VINTAGE; 2 groove; Round key groove
QTY	PISTON	YEARS	PART NO.	DESCRIPTION
6	Cast Piston	62	32NP Std-20-30-40-60	VINTAGE; Use w/E-107X ring set; Cast; .8591" Pin Dia.; 2 Rings 3/32 Groove, 2 Rings 5/32 Groove, 1.977 CD, Flat Head - 6.9:1 C.R.
6	Cast Piston - Individual	62	W32NP Std-20-30-40-60	VINTAGE; Check piston grooving before supplying ring set; Cast; .8591" Pin Dia.; 2 Rings 3/32 Groove, 2 Rings 5/32 Groove, 1.977 CD, Flat Head - 6.9:1 C.R.
6	Pin Bushing	62	8649XAS	VINTAGE; Full round, thin wall .0055" O/S OD bushing
6	Pin Bushing	62	8649XA	VINTAGE; Full round, thin wall bushing w/.9150" OD
6	Pin Bushing	62	8649V	VINTAGE; Split type, thin wall bushing w/.9135" OD
6	Pin Bushing	62	8649V20	VINTAGE; Split type, thin wall bushing w/.9135" OD
QTY	RINGS	YEARS	PART NO.	DESCRIPTION
1	Standard Set	62	E-107X Std-30-40	VINTAGE; Use w/32NP piston; 2-3/32, 2-5/32; Iron
QTY	ENGINE BEARINGS	YEARS	PART NO.	DESCRIPTION
1	Main Set	62	485M Std-10-20-30	VINTAGE
6	Rod Pair	62	9560CPA Std-10-20-30-40	VINTAGE

**V
A
L
V
E
T
R
A
I
N**

**V
A
L
V
E
T
R
A
I
N**

**B
L
O
C
K**

**B
L
O
C
K**

(continued on next page)

Dodge Truck (Incl. SUV's)

33 251 4.1L (4114cc) L-HEAD L6 (12 Valve) (Chrysler), 3.4375" Bore (Chrysler Eng.), 1 Bbl. "Eng. Code S25" (cont.) 1962

ENGINE BEARINGS				
QTY	(cont.)	YEARS	PART NO.	DESCRIPTION
1	Cam Set	62	1011M Std Only	VINTAGE
OIL PUMP				
QTY		YEARS	PART NO.	DESCRIPTION
1	Oil Pump	62	224-4160	VINTAGE; Rotor type

34 251 4.1L (4114cc) L-HEAD L6 (12 Valve) (Chrysler), 3.4375" Bore (Chrysler Eng.), 1 Bbl. "Eng. Code T25" 1963

TIMING				
QTY		YEARS	PART NO.	DESCRIPTION
1	Timing Chain	63	222-494	48 Links
VALVE				
QTY		YEARS	PART NO.	DESCRIPTION
6	Exhaust	63	V-1004 Std Only	VINTAGE; 1.5010" Head Dia., 0.3400" Stem Dia., 4.8450" O.A.L.
6	Intake	63	V-1005 Std Only	VINTAGE; 1.7180" Head Dia., 0.3410" Stem Dia., 4.8450" O.A.L.
VALVE GUIDE				
QTY		YEARS	PART NO.	DESCRIPTION
6	Guide	63	VG-419 Std Only	VINTAGE; Loc. Exh.; Use w/V-1004; 0.3445" ID, 2.8130" O.A.L.
6	Guide	63	VG-420 Std Only	VINTAGE; Loc. Int.; 0.3425" ID, 2.8130" O.A.L.
VALVE SPRING				
QTY		YEARS	PART NO.	DESCRIPTION
6	Spring	63	VS-506 Std Only	VINTAGE; Loc. Exh.; Use w/Rotocaps; 1.8570" Free Height
6	Spring	63	VS-304 Std Only	VINTAGE; Loc. Int.; 2.0000" Free Height
VALVE SEAT				
QTY		YEARS	PART NO.	DESCRIPTION
6	Seat	63	245-1812-1 Std Only	Loc. Int.; 1.8175" OD, 1.5625" ID, 0.2480" Depth
6	Seat	63	245-1812-1N Std Only	Loc. Int.; Premium Material; 1.8175" OD, 1.5625" ID, 0.2480" Depth
6	Seat	63	245-1640-1 Std Only	VINTAGE; Loc. Exh.; 1.6395" OD, 1.3750" ID, 0.2480" Depth
VALVE, MISC				
QTY		YEARS	PART NO.	DESCRIPTION
24	Keeper	63	VK-63 Std Only	VINTAGE; 2 groove; Round key groove

PISTON				
QTY		YEARS	PART NO.	DESCRIPTION
6	Cast Piston	63	32NP Std-20-30-40-60	VINTAGE; Use w/E-107X ring set; Cast; .8591" Pin Dia.; 2 Rings 3/32 Groove, 2 Rings 5/32 Groove, 1.977 CD, Flat Head - 6.9:1 C.R.
6	Cast Piston - Individual	63	W32NP Std-20-30-40-60	VINTAGE; Check piston grooving before supplying ring set; Cast; .8591" Pin Dia.; 2 Rings 3/32 Groove, 2 Rings 5/32 Groove, 1.977 CD, Flat Head - 6.9:1 C.R.
6	Pin Bushing	63	8649XAS	VINTAGE; Full round, thin wall .0055" O/S OD bushing
6	Pin Bushing	63	8649XA	VINTAGE; Full round, thin wall bushing w/.9150" OD
6	Pin Bushing	63	8649V	VINTAGE; Split type, thin wall bushing w/.9135" OD
6	Pin Bushing	63	8649V20	VINTAGE; Split type, thin wall bushing w/.9135" OD
RINGS				
QTY		YEARS	PART NO.	DESCRIPTION
1	Standard Set	63	E-107X Std-30-40	VINTAGE; Use w/32NP piston; 2-3/32, 2-5/32; Iron
ENGINE BEARINGS				
QTY		YEARS	PART NO.	DESCRIPTION
1	Main Set	63	485M Std-10-20-30	VINTAGE
6	Rod Pair	63	9560CPA Std-10-20-30-40	VINTAGE
1	Cam Set	63	1011M Std Only	VINTAGE
OIL PUMP				
QTY		YEARS	PART NO.	DESCRIPTION
1	Oil Pump	63	224-4160	VINTAGE; Rotor type

35 251 4.1L (4114cc) L-HEAD L6 (12 Valve) (Chrysler), 3.4375" Bore (Chrysler Eng.), 1 Bbl. "Eng. Code V25" 1964

TIMING				
QTY		YEARS	PART NO.	DESCRIPTION
1	Timing Chain	64	222-494	48 Links
VALVE				
QTY		YEARS	PART NO.	DESCRIPTION
6	Exhaust	64	V-1004 Std Only	VINTAGE; 1.5010" Head Dia., 0.3400" Stem Dia., 4.8450" O.A.L.
6	Intake	64	V-1005 Std Only	VINTAGE; 1.7180" Head Dia., 0.3410" Stem Dia., 4.8450" O.A.L.
VALVE GUIDE				
QTY		YEARS	PART NO.	DESCRIPTION
6	Guide	64	VG-419 Std Only	VINTAGE; Loc. Exh.; Use w/V-1004; 0.3445" ID, 2.8130" O.A.L.
6	Guide	64	VG-420 Std Only	VINTAGE; Loc. Int.; 0.3425" ID, 2.8130" O.A.L.
VALVE SPRING				
QTY		YEARS	PART NO.	DESCRIPTION
6	Spring	64	VS-506 Std Only	VINTAGE; Loc. Exh.; Use w/Rotocaps; 1.8570" Free Height
6	Spring	64	VS-304 Std Only	VINTAGE; Loc. Int.; 2.0000" Free Height

(continued on next page)

Dodge Truck (Incl. SUV's)

**251 4.1L (4114cc) L-HEAD L6 (12 Valve) (Chrysler), 3.4375" Bore (Chrysler Eng.), 1 Bbl. "Eng. Code V25" 35
1964 (cont.)**

QTY	VALVE SEAT	YEARS	PART NO.	DESCRIPTION
6	Seat	64	245-1812-1 Std Only	Loc. Int.; 1.8175" OD, 1.5625" ID, 0.2480" Depth
6	Seat	64	245-1812-1N Std Only	Loc. Int.; Premium Material; 1.8175" OD, 1.5625" ID, 0.2480" Depth
6	Seat	64	245-1640-1 Std Only	VINTAGE; Loc. Exh.; 1.6395" OD, 1.3750" ID, 0.2480" Depth
QTY	VALVE, MISC	YEARS	PART NO.	DESCRIPTION
24	Keeper	64	VK-63 Std Only	VINTAGE; 2 groove; Round key groove
QTY	PISTON	YEARS	PART NO.	DESCRIPTION
6	Cast Piston	64	32NP Std-20-30-40-60	VINTAGE; Use w/E-107X ring set; Cast; .8591" Pin Dia.; 2 Rings 3/32 Groove, 2 Rings 5/32 Groove, 1.977 CD, Flat Head - 6.9:1 C.R.
6	Cast Piston - Individual	64	W32NP Std-20-30-40-60	VINTAGE; Check piston grooving before supplying ring set; Cast; .8591" Pin Dia.; 2 Rings 3/32 Groove, 2 Rings 5/32 Groove, 1.977 CD, Flat Head - 6.9:1 C.R.
6	Pin Bushing	64	8649XAS	VINTAGE; Full round, thin wall .0055" O/S OD bushing
6	Pin Bushing	64	8649XA	VINTAGE; Full round, thin wall bushing w/.9150" OD
6	Pin Bushing	64	8649V	VINTAGE; Split type, thin wall bushing w/.9135" OD
6	Pin Bushing	64	8649V20	VINTAGE; Split type, thin wall bushing w/.9135" OD
QTY	RINGS	YEARS	PART NO.	DESCRIPTION
1	Standard Set	64	E-107X Std-30-40	VINTAGE; Use w/32NP piston; 2-3/32, 2-5/32; Iron
QTY	ENGINE BEARINGS	YEARS	PART NO.	DESCRIPTION
1	Main Set	64	485M Std-10-20-30	VINTAGE
6	Rod Pair	64	9560CPA Std-10-20-30-40	VINTAGE
1	Cam Set	64	1011M Std Only	VINTAGE
QTY	OIL PUMP	YEARS	PART NO.	DESCRIPTION
1	Oil Pump	64	224-4160	VINTAGE; Rotor type

251 4.1L (4114cc) L-HEAD L6 (12 Valve) (Chrysler), 3.4375" Bore (Chrysler Eng.), 1 Bbl. 1968-1958 36

QTY	TIMING	YEARS	PART NO.	DESCRIPTION
1	Timing Chain	68-59	222-494	48 Links
QTY	VALVE	YEARS	PART NO.	DESCRIPTION
6	Exhaust	68-58	V-1004 Std Only	VINTAGE; 1.5010" Head Dia., 0.3400" Stem Dia., 4.8450" O.A.L.
6	Intake	68-58	V-1005 Std Only	VINTAGE; 1.7180" Head Dia., 0.3410" Stem Dia., 4.8450" O.A.L.
QTY	VALVE GUIDE	YEARS	PART NO.	DESCRIPTION
6	Guide	68-58	VG-419 Std Only	VINTAGE; Loc. Exh.; Use w/V-1004; 0.3445" ID, 2.8130" O.A.L.
6	Guide	68-58	VG-420 Std Only	VINTAGE; Loc. Int.; 0.3425" ID, 2.8130" O.A.L.
QTY	VALVE SPRING	YEARS	PART NO.	DESCRIPTION
6	Spring	68-58	VS-506 Std Only	VINTAGE; Loc. Exh.; Use w/Rotocaps; 1.8570" Free Height
6	Spring	68-58	VS-304 Std Only	VINTAGE; Loc. Int.; 2.0000" Free Height
QTY	VALVE SEAT	YEARS	PART NO.	DESCRIPTION
6	Seat	68-58	245-1812-1 Std Only	Loc. Int.; 1.8175" OD, 1.5625" ID, 0.2480" Depth
6	Seat	68-58	245-1812-1N Std Only	Loc. Int.; Premium Material; 1.8175" OD, 1.5625" ID, 0.2480" Depth
6	Seat	68-58	245-1640-1 Std Only	VINTAGE; Loc. Exh.; 1.6395" OD, 1.3750" ID, 0.2480" Depth
QTY	VALVE, MISC	YEARS	PART NO.	DESCRIPTION
24	Keeper	68-58	VK-63 Std Only	VINTAGE; 2 groove; Round key groove
QTY	PISTON	YEARS	PART NO.	DESCRIPTION
6	Cast Piston	68-58	32NP Std-20-30-40-60	VINTAGE; Use w/E-107X ring set; Cast; .8591" Pin Dia.; 2 Rings 3/32 Groove, 2 Rings 5/32 Groove, 1.977 CD, Flat Head - 6.9:1 C.R.
6	Cast Piston - Individual	68-58	W32NP Std-20-30-40-60	VINTAGE; Check piston grooving before supplying ring set; Cast; .8591" Pin Dia.; 2 Rings 3/32 Groove, 2 Rings 5/32 Groove, 1.977 CD, Flat Head - 6.9:1 C.R.
6	Pin Bushing	68-58	8649XAS	VINTAGE; Full round, thin wall .0055" O/S OD bushing
6	Pin Bushing	68-58	8649XA	VINTAGE; Full round, thin wall bushing w/.9150" OD
6	Pin Bushing	68-58	8649V	VINTAGE; Split type, thin wall bushing w/.9135" OD
6	Pin Bushing	68-58	8649V20	VINTAGE; Split type, thin wall bushing w/.9135" OD
QTY	RINGS	YEARS	PART NO.	DESCRIPTION
1	Standard Set	68-58	E-107X Std-30-40	VINTAGE; Use w/32NP piston; 2-3/32, 2-5/32; Iron
QTY	ENGINE BEARINGS	YEARS	PART NO.	DESCRIPTION
1	Main Set	68-58	485M Std-10-20-30	VINTAGE
6	Rod Pair	68-58	9560CPA Std-10-20-30-40	VINTAGE
1	Cam Set	68-58	1011M Std Only	VINTAGE

(continued on next page)

Dodge Truck (Incl. SUV's)

36 251 4.1L (4114cc) L-HEAD L6 (12 Valve) (Chrysler), 3.4375" Bore (Chrysler Eng.), 1 Bbl. 1968-1958
(cont.)

QTY	OIL PUMP	YEARS	PART NO.	DESCRIPTION
1	Oil Pump	68-58	224-4160	VINTAGE; Rotor type

37 273 4.5L (4474cc) OHV V8 (16 Valve), 3.625" Bore (Chrysler Eng.), 2 Bbl. "VIN D" 1968-1966

QTY	TIMING	YEARS	PART NO.	DESCRIPTION
1	3 Piece Set	68-66	KT3-361S	Incl. silent type chain; (1) 222-361; (1) 223-358; (1) 223-359
1	Timing Set w/Gaskets	68-66	CTS-3000	Incl. silent type chain
1	Timing Chain	68-66	222-361	Silent type; 68 Links
1	Crank Sprocket	68-66	223-359	Use w/silent type chain; .405" tooth width sprocket; 23 Teeth
1	Cam Sprocket	68-66	223-358	Use w/silent type chain; 46 Teeth
QTY	CAMSHAFT/LIFTER	YEARS	PART NO.	DESCRIPTION
16	Lifter	68-66	AT-2084 Std Only	VINTAGE; Dumbbell shaped mech.
16	Lifter, Bulk	68-66	AT-2084B Std Only	Dumbbell shaped mech.; Carton of 117
QTY	PUSH ROD	YEARS	PART NO.	DESCRIPTION
16	Push Rod	68-66	RP-3219R 100	Ball & socket type ends; Chrome-Moly; 7.3900" O.A.L.
16	Push Rod	68-66	RP-3107 Std Only	VINTAGE; 7.6580" O.A.L.
QTY	ROCKER PARTS	YEARS	PART NO.	DESCRIPTION
8	Arm	68-67	R-861 Std Only	Loc. L.H.
8	Arm	68-67	R-862 Std Only	Loc. R.H.
8	Arm, Bulk	68-67	R-861B Std Only	Loc. L.H.; Carton of 64
8	Arm, Bulk	68-67	R-862B Std Only	Loc. R.H.; Carton of 64
2	Rocker Shaft	68-67	RS-626 Std Only	
QTY	VALVE	YEARS	PART NO.	DESCRIPTION
8	Exhaust	68-66	V-2029 Std-5-15	VINTAGE; 4 groove; Chrome plated stem; 1.5000" Head Dia., 0.3715" Stem Dia., 5.0020" O.A.L.
8	Exhaust, Bulk	68-66	V-2029B 15 15	4 groove; Chrome plated stem; Carton of 25; 1.5000" Head Dia., 0.3914" Stem Dia., 5.0020" O.A.L.
8	Intake	68-66	V-1722 Std-5-15	2 groove; 1.7800" Head Dia., 0.3725" Stem Dia., 4.9790" O.A.L.
QTY	VALVE SPRING	YEARS	PART NO.	DESCRIPTION
16	Spring	68-66	VS-510 Std Only	2.0000" Free Height
QTY	VALVE SEAL	YEARS	PART NO.	DESCRIPTION
16	Valve Stem Seal	68-66	ST-2002 Std Only	Installation requires valve guide machining; (PLY) Polyacrylate
16	Valve Stem Seal	68-66	MV-1771C Std Only	Umbrella type; (PLY) Polyacrylate
16	Valve Stem Seal	68-66	ST-2014 Std Only	Use w/repair guide; Positive type; Installation requires valve guide machining; (TFL) PTFE
16	Valve Stem Seal Bulk	68-66	ST-2002BC Std Only	Positive type; Installation requires valve guide machining; Carton of 100; (PLY) Polyacrylate
16	Valve Stem Seal Bulk	68-66	MV-1771 Std Only	Umbrella type; Carton of 100; (PLY) Polyacrylate
16	Valve Stem Seal Bulk	68-66	ST-2014BC Std Only	Use w/repair guide; Positive type; Installation requires valve guide machining; Carton of 100; (TFL) PTFE
QTY	VALVE SEAT	YEARS	PART NO.	DESCRIPTION
8	Seat	68-66	245-1625-2 Std Only	Loc. Exh.; 1.6300" OD, 1.3750" ID, 0.2480" Depth
8	Seat	68-66	245-1625-2N Std Only	Loc. Exh.; Premium Material; 1.6300" OD, 1.3750" ID, 0.2480" Depth
8	Seat	68-66	245-1812-1 Std Only	Loc. Int.; 1.8175" OD, 1.5625" ID, 0.2480" Depth
8	Seat	68-66	245-1812-1N Std Only	Loc. Int.; Premium Material; 1.8175" OD, 1.5625" ID, 0.2480" Depth
QTY	VALVE, MISC	YEARS	PART NO.	DESCRIPTION
16	Keeper	68-66	VK-174 Std Only	Loc. Exh.; 4 groove
16	Keeper	68-66	VK-174R Std Only	Loc. Exh.; 4 groove; Hardened
16	Keeper	68-66	VK-66 Std Only	Loc. Int.; 2 groove
16	Keeper	68-66	VK-66R Std Only	Loc. Int.; 2 groove; Hardened
16	Spring Insert	68-66	259-103C Std Only	.015"; ID 1.030"; Carton of 100
16	Spring Insert	68-66	259-103B Std Only	.030"; ID 1.030"; Carton of 100
16	Spring Insert	68-66	259-103BRS Std Only	.030"; ID 1.030"; Carton of 500
16	Spring Insert	68-66	259-103A Std Only	.060"; ID 1.030"; Carton of 100
16	Spring Insert	68-66	259-103ARS Std Only	.060"; ID 1.030"; Carton of 500
QTY	PISTON	YEARS	PART NO.	DESCRIPTION
8	Pin Bushing	66	2134Y	
8	Pin Bushing	66	2134Y20	VINTAGE; w/.020" extra bore stock
QTY	RINGS	YEARS	PART NO.	DESCRIPTION
1	Standard Set	68-66	E-239X Std-30-40	VINTAGE; 2-5/64, 1-3/16; Iron
QTY	SLEEVE	YEARS	PART NO.	DESCRIPTION
8	Repair Sleeve	68-66	SL-17M Std Only	VINTAGE; 3/32" wall, must be cut to correct length & notched

VALVE TRAIN

VALVE TRAIN

BLOCK

BLOCK

(continued on next page)

Dodge Truck (Incl. SUV's)

273 4.5L (4474cc) OHV V8 (16 Valve), 3.625" Bore (Chrysler Eng.), 2 Bbl. "VIN D" 1968-1966 37
(cont.)

BLOCK	QTY	ENGINE BEARINGS	YEARS	PART NO.	DESCRIPTION
	1	Main Set	66	4923MA Std-1-10-20-30-40-50-60	VINTAGE; A-Series aluminum bearings
	1	Main Set	66	7452MA 20 20	VINTAGE; A-Series aluminum bearings; .10MM O/S length flange brg.
	1	Rod Set	66	8-2130CP Std-1-10-20-30-40-50	8-2130CA 60 avail. as unplated & resizeable
	1	Rod Set	66	8-2130CA 60 60	Unplated & resizeable
	1	Rod Set	66	8-2130CP 10X2 10X2	Use in .002" O/S Rod Bore
	8	Rod Pair	66	2130CP Std-1-2-10-20-30-40	
	1	Cam Set	66	1484M Std Only	
	1	Cam Set	66	1451M Std Only	VINTAGE; .760" length ctr. brg.
BLOCK	QTY	OIL PUMP	YEARS	PART NO.	DESCRIPTION
	1	Oil Pump	68-66	224-4166	
	1	Oil Pump	68-66	224-4166V	High Volume, check pan for clearance
	1	Inter. Shaft	68-66	224-6166	
	1	Screen Assy.	68-66	224-1166	
BLOCK	QTY	GASKETS	YEARS	PART NO.	DESCRIPTION
	1	Kit Gasket Set	68-66	260-1153	VINTAGE; Premium valve stem seals incl.
BLOCK	QTY	FREEZE PLUGS	YEARS	PART NO.	DESCRIPTION
	1	Brass Block Plug Kit	68-66	381-8010	
	1	Steel Block Plug Kit	68-66	381-4014	
	1	Brass Deep Cup Freeze Plug	68-66	381-9001	VINTAGE; 1.625" Diameter
	1	Brass Shallow Cup Freeze Plug	68-66	381-7110	1.250" Diameter
	1	Steel Deep Cup Freeze Plug	68-66	381-3041	1.625" Diameter
	1	Steel Deep Cup Freeze Plug	68-66	381-3054	19/32" Diameter
	1	Steel Disc Type Freeze Plug	68-66	381-1020	1.875" Diameter
	1	Steel Shallow Cup Freeze Plug	68-66	381-3099	1.250" Diameter

273 4.5L (4474cc) OHV V8 (16 Valve), 3.625" Bore (Chrysler Eng.), 2 Bbl. "Eng. Code A273" 1965 38

VALVE TRAIN	QTY	TIMING	YEARS	PART NO.	DESCRIPTION
	1	3 Piece Set	65	KT3-361S	Incl. silent type chain; (1) 222-361; (1) 223-358; (1) 223-359
	1	Timing Set w/Gaskets	65	CTS-3000	Incl. silent type chain
	1	Timing Chain	65	222-361	Silent type; 68 Links
	1	Crank Sprocket	65	223-359	Use w/silent type chain; .405" tooth width sprocket; 23 Teeth
	1	Cam Sprocket	65	223-358	Use w/silent type chain; 46 Teeth
VALVE TRAIN	QTY	CAMSHAFT/LIFTER	YEARS	PART NO.	DESCRIPTION
	16	Lifter	65	AT-2084 Std Only	VINTAGE; Dumbbell shaped mech.
	16	Lifter, Bulk	65	AT-2084B Std Only	Dumbbell shaped mech.; Carton of 117
VALVE TRAIN	QTY	PUSH ROD	YEARS	PART NO.	DESCRIPTION
	16	Push Rod	65	RP-3219R 100 100	Ball & socket type ends; Chrome-Moly; 7.3900" O.A.L.
	16	Push Rod	65	RP-3107 Std Only	VINTAGE; 7.6580" O.A.L.
VALVE TRAIN	QTY	VALVE	YEARS	PART NO.	DESCRIPTION
	8	Exhaust	65	V-2029 Std-5-15	VINTAGE; 4 groove; Chrome plated stem; 1.5000" Head Dia., 0.3715" Stem Dia., 5.0020" O.A.L.
	8	Exhaust, Bulk	65	V-2029B 15 15	4 groove; Chrome plated stem; Carton of 25; 1.5000" Head Dia., 0.3914" Stem Dia., 5.0020" O.A.L.
	8	Intake	65	V-1722 Std-5-15	2 groove; 1.7800" Head Dia., 0.3725" Stem Dia., 4.9790" O.A.L.
VALVE TRAIN	QTY	VALVE SPRING	YEARS	PART NO.	DESCRIPTION
	16	Spring	65	VS-510 Std Only	2.0000" Free Height
VALVE TRAIN	QTY	VALVE SEAL	YEARS	PART NO.	DESCRIPTION
	16	Valve Stem Seal	65	ST-2002 Std Only	Installation requires valve guide machining; (PLY) Polyacrylate
	16	Valve Stem Seal	65	MV-1771C Std Only	Umbrella type; (PLY) Polyacrylate
	16	Valve Stem Seal	65	ST-2014 Std Only	Use w/repair guide; Positive type; Installation requires valve guide machining; (TFL) PTFE
	16	Valve Stem Seal Bulk	65	ST-2002BC Std Only	Positive type; Installation requires valve guide machining; Carton of 100; (PLY) Polyacrylate
	16	Valve Stem Seal Bulk	65	MV-1771 Std Only	Umbrella type; Carton of 100; (PLY) Polyacrylate
	16	Valve Stem Seal Bulk	65	ST-2014BC Std Only	Use w/repair guide; Positive type; Installation requires valve guide machining; Carton of 100; (TFL) PTFE
VALVE TRAIN	QTY	VALVE SEAT	YEARS	PART NO.	DESCRIPTION
	8	Seat	65	245-1625-2 Std Only	Loc. Exh.; 1.6300" OD, 1.3750" ID, 0.2480" Depth
	8	Seat	65	245-1625-2N Std Only	Loc. Exh.; Premium Material; 1.6300" OD, 1.3750" ID, 0.2480" Depth
	8	Seat	65	245-1812-1 Std Only	Loc. Int.; 1.8175" OD, 1.5625" ID, 0.2480" Depth

(continued on next page)

Dodge Truck (Incl. SUV's)

38 273 4.5L (4474cc) OHV V8 (16 Valve), 3.625" Bore (Chrysler Eng.), 2 Bbl. "Eng. Code A273" 1965 (cont.)

QTY	VALVE SEAT (cont.)	YEARS	PART NO.	DESCRIPTION
8	Seat	65	245-1812-1N Std Only	Loc. Int.; Premium Material; 1.8175" OD, 1.5625" ID, 0.2480" Depth
QTY	VALVE, MISC	YEARS	PART NO.	DESCRIPTION
16	Keeper	65	VK-174 Std Only	Loc. Exh.; 4 groove
16	Keeper	65	VK-174R Std Only	Loc. Exh.; 4 groove; Hardened
16	Keeper	65	VK-66 Std Only	Loc. Int.; 2 groove
16	Keeper	65	VK-66R Std Only	Loc. Int.; 2 groove; Hardened
16	Spring Insert	65	259-103C Std Only	.015"; ID 1.030"; Carton of 100
16	Spring Insert	65	259-103B Std Only	.030"; ID 1.030"; Carton of 100
16	Spring Insert	65	259-103BRS Std Only	.030"; ID 1.030"; Carton of 500
16	Spring Insert	65	259-103A Std Only	.060"; ID 1.030"; Carton of 100
16	Spring Insert	65	259-103ARS Std Only	.060"; ID 1.030"; Carton of 500
QTY	PISTON	YEARS	PART NO.	DESCRIPTION
8	Pin Bushing	65	2134Y	
8	Pin Bushing	65	2134Y20	VINTAGE; w/.020" extra bore stock
QTY	RINGS	YEARS	PART NO.	DESCRIPTION
1	Standard Set	65	E-239X Std-30-40	VINTAGE; 2-5/64, 1-3/16; Iron
QTY	SLEEVE	YEARS	PART NO.	DESCRIPTION
8	Repair Sleeve	65	SL-17M Std Only	VINTAGE; 3/32" wall, must be cut to correct length & notched
QTY	ENGINE BEARINGS	YEARS	PART NO.	DESCRIPTION
1	Main Set	65	4923MA Std-1-10-20-30-40-50-60	VINTAGE; A-Series aluminum bearings
1	Main Set	65	7452MA 20 20	VINTAGE; A-Series aluminum bearings; .10MM O/S length flange brg.
1	Rod Set	65	8-2130CP Std-1-10-20-30-40-50	8-2130CA 60 avail. as unplated & resizeable
1	Rod Set	65	8-2130CA 60 60	Unplated & resizeable
1	Rod Set	65	8-2130CP 10X2 10X2	Use in .002" O/S Rod Bore
8	Rod Pair	65	2130CP Std-1-2-10-20-30-40	
1	Cam Set	65	1484M Std Only	
1	Cam Set	65	1451M Std Only	VINTAGE; .760" length ctr. brg.
QTY	OIL PUMP	YEARS	PART NO.	DESCRIPTION
1	Oil Pump	65	224-4166	
1	Oil Pump	65	224-4166V	High Volume, check pan for clearance
1	Inter. Shaft	65	224-6166	
1	Screen Assy.	65	224-1166	
QTY	GASKETS	YEARS	PART NO.	DESCRIPTION
1	Kit Gasket Set	65	260-1153	VINTAGE; Int. manifold gskts. not incl.; Premium valve stem seals incl.
QTY	FREEZE PLUGS	YEARS	PART NO.	DESCRIPTION
1	Brass Block Plug Kit	65	381-8010	
1	Steel Block Plug Kit	65	381-4014	
1	Brass Deep Cup Freeze Plug	65	381-9001	VINTAGE; 1.625" Diameter
1	Brass Shallow Cup Freeze Plug	65	381-7110	1.250" Diameter
1	Steel Deep Cup Freeze Plug	65	381-3041	1.625" Diameter
1	Steel Deep Cup Freeze Plug	65	381-3054	19/32" Diameter
1	Steel Disc Type Freeze Plug	65	381-1020	1.875" Diameter
1	Steel Shallow Cup Freeze Plug	65	381-3099	1.250" Diameter

39 273 4.5L (4474cc) OHV V8 (16 Valve), 3.625" Bore (Chrysler Eng.), 2 Bbl. "Eng. Code V27" 1964

QTY	TIMING	YEARS	PART NO.	DESCRIPTION
1	3 Piece Set	64	KT3-361S	Std. Engs.; Incl. silent type chain; (1) 222-361; (1) 223-358; (1) 223-359
1	Timing Chain	64	222-361	Silent type; 68 Links
1	Crank Sprocket	64	223-359	Std. Engs.; Use w/silent type chain; .405" tooth width sprocket; 23 Teeth
1	Cam Sprocket	64	223-358	Use w/silent type chain; 46 Teeth
QTY	GASKETS	YEARS	PART NO.	DESCRIPTION
1	Kit Gasket Set	64	260-1153	VINTAGE; Int. manifold gskts. not incl.; Premium valve stem seals incl.

40 315 5.2L (5163cc) OHV V8 (16 Valve) (Dodge), 3.625" Bore (Chrysler Eng.), 2 Bbl. 1959-1957

QTY	TIMING	YEARS	PART NO.	DESCRIPTION
1	Timing Chain	59-57	222-160	w/Hyd. lifters; Double rlr.; 68 Links
1	Timing Chain	58	222-348	VINTAGE; w/Mech. lifters; Silent type; 68 Links
1	Crank Sprocket	59-57	223-297	w/Hyd. lifters; Double row; 23 Teeth

(continued on next page)

Dodge Truck (Incl. SUV's)

315 5.2L (5163cc) OHV V8 (16 Valve) (Dodge), 3.625" Bore (Chrysler Eng.), 2 Bbl. 1959-1957 40
(cont.)

VALVE TRAIN	QTY	CAMSHAFT/LIFTER	YEARS	PART NO.	DESCRIPTION
	16	Lifter	59-57	HT-812 Std Only	VINTAGE; Hyd.; 1.830" - 1.860" Length
	16	Lifter, Bulk	59-57	HT-812B Std Only	VINTAGE; Hyd.; Carton of 117; 1.830" - 1.860" Length
VALVE TRAIN	QTY	VALVE SPRING	YEARS	PART NO.	DESCRIPTION
	8	Spring	59-57	VS-510 Std Only	Loc. Int.; Exc. w/double rocker shaft; 2.0000" Free Height
VALVE TRAIN	QTY	VALVE SEAL	YEARS	PART NO.	DESCRIPTION
	8	Valve Stem Seal	59-57	ST-2002 Std Only	Loc. Int.; Installation requires valve guide machining; (PLY) Polyacrylate
	8	Valve Stem Seal	59-57	MV-1599C Std Only	Loc. Int.; Umbrella type; (RBB) Rubber
	8	Valve Stem Seal	59-57	ST-2007 Std Only	VINTAGE; Loc. Exh.; Positive type; (RBB) Rubber
	8	Valve Stem Seal Bulk	59-57	ST-2002BC Std Only	Loc. Int.; Positive type; Installation requires valve guide machining; Carton of 100; (PLY) Polyacrylate
	8	Valve Stem Seal Bulk	59-57	MV-1599 Std Only	Loc. Int.; Umbrella type; Carton of 100; (RBB) Rubber
VALVE TRAIN	QTY	VALVE, MISC	YEARS	PART NO.	DESCRIPTION
	16	Keeper	59-57	VK-66 Std Only	2 groove
	16	Keeper	59-57	VK-66R Std Only	2 groove; Hardened
	16	Keeper	59-57	VK-174 Std Only	4 groove
	16	Keeper	59-57	VK-174R Std Only	4 groove; Hardened
VALVE TRAIN	QTY	RINGS	YEARS	PART NO.	DESCRIPTION
	1	Standard Set	59-57	E-239X Std-30-40	VINTAGE; 2-5/64, 1-3/16; Iron
VALVE TRAIN	QTY	SLEEVE	YEARS	PART NO.	DESCRIPTION
	8	Repair Sleeve	59-57	SL-17M Std Only	VINTAGE; 3/32" wall, must be cut to correct length & notched

318 5.2L (5212cc) OHV V8 (16 Valve), 3.9063" Bore (Chrysler Eng.), 2 Bbl. "VIN 8" 1969-1968 41

VALVE TRAIN	QTY	TIMING	YEARS	PART NO.	DESCRIPTION
	1	3 Piece Set	69	KT3-160S	Incl. double rlr. type chain; (1) 222-160; (1) 223-297; (1) 223-402
	1	3 Piece Set	69	KT3-361S	Incl. silent type chain; (1) 222-361; (1) 223-358; (1) 223-359
	1	3 Piece Set	68	KT3-160S	Dodge A108 Van Base, W200 Pickup Base; Incl. double rlr. type chain; (1) 222-160; (1) 223-297; (1) 223-402
	1	3 Piece Set	68	KT3-160S	Premium; Incl. double rlr. type chain; (1) 222-160; (1) 223-297; (1) 223-402
	1	Timing Set w/Gaskets	69	CTS-3000	Incl. silent type chain
	1	Timing Chain	69	222-160	Double rlr.; 68 Links
	1	Timing Chain	69-68	222-361	Silent type; 68 Links
	1	Timing Chain	68	222-160	w/Hyd. lifters; Double rlr.; 68 Links
	1	Crank Sprocket	69-68	223-297	Double row; 23 Teeth
	1	Crank Sprocket	69-68	223-359	Use w/silent type chain; .405" tooth width sprocket; 23 Teeth
	1	Cam Sprocket	69	223-402	Double row; 46 Teeth
	1	Cam Sprocket	69	223-358	Use w/silent type chain; 46 Teeth
	1	Cam Sprocket	68	223-402	Premium; Double row; 46 Teeth
VALVE TRAIN	QTY	CAMSHAFT/LIFTER	YEARS	PART NO.	DESCRIPTION
	1	Camshaft	69	CS-645	Hyd.; Hydraulic, (050) Duration at .050 Lobe Lift, 192 Exh., 181 Int., 109 Degrees Lobe Separation
	1	Prelube		55-403 Std Only	1.5 oz. packet
	1	Prelube		55-400 Std Only	4 oz. bottle; 1.5 oz. packet No. 55-403 also avail.
	16	Lifter	69	HT-2011 Std Only	Hyd.; w/2 grooves
	16	Lifter	69	HT-2011R Std Only	Speed-Pro Hi-Revolution Hyd.
	16	Lifter	68	AT-2084 Std Only	VINTAGE; Dumbbell shaped mech.
	16	Lifter, Bulk	69	HT-2011B Std Only	Hyd.; w/2 grooves; Carton of 117
	16	Lifter, Bulk	68	AT-2084B Std Only	Dumbbell shaped mech.; Carton of 117
VALVE TRAIN	QTY	CAM KIT	YEARS	PART NO.	DESCRIPTION
	1	Cam/Lifter Kit	69	KC-645	Hyd.; (1) 55-403B; (1) CS-645; (16) HT-2011
	1	Cam/Lifter/Timing Kit	69	KCT-645A	Hyd.; Incl. double rlr. type chain; (1) 55-403B; (1) CS-645; (16) HT-2011; (1) KT3-160S
	1	Cam/Lifter/Timing Kit	69	KCT-645	Hyd.; Incl. silent type chain; (1) 55-403B; (1) CS-645; (16) HT-2011; (1) KT3-361S
VALVE TRAIN	QTY	PUSH ROD	YEARS	PART NO.	DESCRIPTION
	16	Push Rod	69	RP-3194 Std Only	.312" dia. ball at both ends; 7.5000" O.A.L.
	16	Push Rod	68	RP-3194 Std Only	From Ser. No. 21800001; .312" dia. ball at both ends; 7.5000" O.A.L.
	16	Push Rod	68	RP-3120 Std Only	VINTAGE; To Ser. No. 21800000; .230" dia. ball tapered end; .312" dia. ball opposite end; 7.6040" O.A.L.
	16	Push Rod	68	RP-3030 Std Only	VINTAGE; w/Mech. lifters; Ball & cup type ends; .360" dia. ball at one end; 8.7350" O.A.L.
	16	Push Rod, Bulk	69	BRP-3194 Std Only	.312" dia. ball at both ends; Carton of 100; 7.5000" O.A.L.
	16	Push Rod, Bulk	68	BRP-3194 Std Only	From Ser. No. 21800001; .312" dia. ball at both ends; Carton of 100; 7.5000" O.A.L.

(continued on next page)

Dodge Truck (Incl. SUV's)

41 318 5.2L (5212cc) OHV V8 (16 Valve), 3.9063" Bore (Chrysler Eng.), 2 Bbl. "VIN 8" 1969-1968
(cont.)

QTY	ROCKER PARTS	YEARS	PART NO.	DESCRIPTION
8	Arm	69-68	R-861 Std Only	Loc. L.H.
8	Arm	69-68	R-862 Std Only	Loc. R.H.
8	Arm, Bulk	69-68	R-861B Std Only	Loc. L.H.; Carton of 64
8	Arm, Bulk	69-68	R-862B Std Only	Loc. R.H.; Carton of 64
2	Rocker Shaft	69-68	RS-626 Std Only	
QTY	VALVE	YEARS	PART NO.	DESCRIPTION
8	Exhaust	69	V-2029 Std-5-15	VINTAGE; L/D Eng.; 4 groove; Chrome plated stem; 1.5000" Head Dia., 0.3715" Stem Dia., 5.0020" O.A.L.
8	Exhaust	68	V-2029 Std-5-15	VINTAGE; 4 groove; Chrome plated stem; 1.5000" Head Dia., 0.3715" Stem Dia., 5.0020" O.A.L.
8	Exhaust, Bulk	69	V-2029B 15 15	L/D Eng.; 4 groove; Chrome plated stem; Carton of 25; 1.5000" Head Dia., 0.3914" Stem Dia., 5.0020" O.A.L.
8	Exhaust, Bulk	68	V-2029B 15 15	4 groove; Chrome plated stem; Carton of 25; 1.5000" Head Dia., 0.3914" Stem Dia., 5.0020" O.A.L.
8	Intake	69-68	V-1722 Std-5-15	2 groove; 1.7800" Head Dia., 0.3725" Stem Dia., 4.9790" O.A.L.
QTY	VALVE GUIDE	YEARS	PART NO.	DESCRIPTION
8	Guide	69-68	VG-5003 Std Only	Loc. Int.; 0.3740" ID, 3.0600" O.A.L.
QTY	VALVE SPRING	YEARS	PART NO.	DESCRIPTION
8	Spring	69-68	VS-510 Std Only	Loc. Exh.; w/Mech. lifters; 2.0000" Free Height
8	Spring	69-68	VS-510 Std Only	Loc. Int.; w/Mech. lifters; 2.0000" Free Height
8	Spring	69-68	VS-680 Std Only	VINTAGE; Loc. Exh.; w/Hyd. lifters; 1.8800" Free Height
QTY	VALVE SEAL	YEARS	PART NO.	DESCRIPTION
8	Valve Stem Seal	69-68	ST-2002 Std Only	Loc. Exh.; Exc. Eng. w/double valve springs; Installation requires valve guide machining; (PLY) Polyacrylate
8	Valve Stem Seal	69-68	MV-1918 Std Only	Loc. Exh.; Umbrella type; (VTN) Viton®
8	Valve Stem Seal	69-68	ST-2002 Std Only	Loc. Int.; Exc. Eng. w/double valve springs; Installation requires valve guide machining; (PLY) Polyacrylate
8	Valve Stem Seal Bulk	69-68	ST-2002BC Std Only	Loc. Exh.; Exc. Eng. w/double valve springs; Positive type; Installation requires valve guide machining; Carton of 100; (PLY) Polyacrylate
8	Valve Stem Seal Bulk	69-68	ST-2002BC Std Only	Loc. Int.; Exc. Eng. w/double valve springs; Positive type; Installation requires valve guide machining; Carton of 100; (PLY) Polyacrylate
QTY	VALVE SEAT	YEARS	PART NO.	DESCRIPTION
8	Seat	69-68	245-1625-2 Std Only	Loc. Exh.; Use w/V-2029, V-2154, V-3951 & V-2141; 1.6300" OD, 1.3750" ID, 0.2480" Depth
8	Seat	69-68	245-1625-2N Std Only	Loc. Exh.; Use w/V-2029, V-2154, V-3951 & V-2141; Premium Material; 1.6300" OD, 1.3750" ID, 0.2480" Depth
8	Seat	69-68	245-1812-2 Std Only	Loc. Int.; Use w/V-1722; 1.8175" OD, 1.5000" ID, 0.2160" Depth
8	Seat	68	245-1937-1 Std Only	Loc. Exh.; Use w/V-1389; 1.9425" OD, 1.6875" ID, 0.2480" Depth
8	Seat	68	245-1687-2 Std Only	Loc. Int.; Use w/V-1344; 1.6925" OD, 1.4375" ID, 0.2160" Depth
8	Seat	68	245-1687-2N Std Only	Loc. Int.; Use w/V-1344; Premium Material; 1.6925" OD, 1.4375" ID, 0.2160" Depth
QTY	VALVE, MISC	YEARS	PART NO.	DESCRIPTION
32	Keeper	69-68	VK-66 Std Only	2 groove
32	Keeper	69-68	VK-66R Std Only	2 groove; Hardened
32	Keeper	69-68	VK-174 Std Only	4 groove
32	Keeper	69-68	VK-174R Std Only	4 groove; Hardened
32	Keeper	69-68	VK-138A Std Only	w/.371" stem dia.; 1 groove; Square cut key groove; Carton pack 24
32	Keeper	69-68	VK-138 Std Only	w/.371" stem dia.; 1 groove; Square cut key groove; Carton pack 32
32	Keeper	69-68	VK-138R Std Only	w/.371" stem dia.; 1 groove; Square cut key groove; Hardened
32	Keeper, Bulk	69-68	VK-138B Std Only	w/.371" stem dia.; 1 groove; Square cut key groove; Carton of 1000
16	Spring Insert	69-68	259-103C Std Only	.015"; ID 1.030"; Carton of 100
16	Spring Insert	69-68	259-103B Std Only	.030"; ID 1.030"; Carton of 100
16	Spring Insert	69-68	259-103BRS Std Only	.030"; ID 1.030"; Carton of 500
16	Spring Insert	69-68	259-103A Std Only	.060"; ID 1.030"; Carton of 100
16	Spring Insert	69-68	259-103ARS Std Only	.060"; ID 1.030"; Carton of 500
8	Rotocap	69-68	RC-78S Std Only	Loc. Exh.
8	Rotocap	69-68	RC-78SB * Std Only	Loc. Exh.; Carton of 375
QTY	PISTON	YEARS	PART NO.	DESCRIPTION
8	Cast Piston	69	285AP Std-20-30-40-60	Cast; .9842" Pin Dia.; 2 Rings 5/64 Groove, 1 Ring 3/16 Groove, 1.720 CD, Flat Head w/4 valve reliefs; Designed for full-float or press-in-rod pin - 8.5:1 C.R.

VALVE TRAIN

VALVE TRAIN

Dodge Truck (Incl. SUV's)

318 5.2L (5212cc) OHV V8 (16 Valve), 3.9063" Bore (Chrysler Eng.), 2 Bbl. "VIN 8" 1969-1968 41 (cont.)

BLOCK	QTY	PISTON (cont.)	YEARS	PART NO.	DESCRIPTION
	8	Cast Piston - Individual	69	W285AP Std-20-30-40	Cast; .9842" Pin Dia.; 2 Rings 5/64 Groove, 1 Ring 3/16 Groove, 1.720 CD, Flat Head w/4 valve reliefs; Designed for full-float or press-in-rod pin - 8.5:1 C.R.
	8	POWERFORGED Piston-Individual	69	WL-2329F 30 30	Powerforged; 0.9842" Pin Dia.; 2 Rings 5/64 Groove, 1 Ring 3/16 Groove, 1.759 CD, Flat Head w/4 valve reliefs. DUROSHIELD® skirt coated piston.
	8	Pin Bushing	69-68	2134Y	VINTAGE; w/.020" extra bore stock
	8	Pin Bushing	69-68	2134Y20	
	QTY	RINGS	YEARS	PART NO.	DESCRIPTION
	1	Premium Set	69-68	E-178K Std-20-30-40-60	2-5/64, 1-3/16; Premium Moly
	1	Standard Set	69-68	E-178X Std-20-30-40-60	2-5/64, 1-3/16; Iron
	QTY	ENGINE BEARINGS	YEARS	PART NO.	DESCRIPTION
	1	Main Set	69-68	5024MA Std-1-10-20-30	A-Series aluminum bearings ; 3.530" max. flange OD; Pos. 1 upper brg. grooved
1	Rod Set	69-68	8-2130CP Std-1-10-20-30-40-50	8-2130CA 60 avail. as unplated & resizeable	
1	Rod Set	69-68	8-2130CA 60 60	Unplated & resizeable	
1	Rod Set	69-68	8-2130CP 10X2 10X2	Use in .002" O/S Rod Bore	
8	Rod Pair	69-68	2130CP Std-1-2-10-20-30-40	VINTAGE; .760" length ctr. brg.	
1	Cam Set	69-68	1451M Std Only		
QTY	OIL PUMP	YEARS	PART NO.	DESCRIPTION	
1	Oil Pump	69-68	224-4166	High Volume, check pan for clearance	
1	Oil Pump	69-68	224-4166V		
1	Inter. Shaft	69-68	224-6166		
1	Screen Assy.	69-68	224-1166		
QTY	GASKETS	YEARS	PART NO.	DESCRIPTION	
1	Kit Gasket Set	69-68	260-1154	Premium valve stem seals incl.	
QTY	FREEZE PLUGS	YEARS	PART NO.	DESCRIPTION	
1	Brass Block Plug Kit	69-68	381-8010	VINTAGE; 1.625" Diameter	
1	Steel Block Plug Kit	69-68	381-4014		
1	Brass Deep Cup Freeze Plug	69-68	381-9001		
1	Brass Shallow Cup Freeze Plug	69-68	381-7110		
1	Steel Deep Cup Freeze Plug	69-68	381-3041		
1	Steel Deep Cup Freeze Plug	69-68	381-3054		
1	Steel Disc Type Freeze Plug	69-68	381-1020		
1	Steel Shallow Cup Freeze Plug	69-68	381-3099		
1	Steel Shallow Cup Freeze Plug	69-68	381-3099		
KITS	RE-RING KIT			PREMIUM KIT NO.	ECONOMY KIT NO.
	YEARS	DESCRIPTION			
	69-68	Premium valve stem seals incl.	Re-ring	205-744A	205-244A
69-68	Incl. A-Series aluminum bearings ; w/3.530" max. brg. flange OD; Pos. 1 upper brg. grooved; Premium valve stem seals incl.	Re-ring w/Mains	205-744AM	205-244AM	

318 5.2L (5212cc) OHV V8 (16 Valve), 3.9063" Bore (Chrysler Eng.), 2 Bbl. "VIN E" 1980-1966 42

VALVE TRAIN	QTY	TIMING	YEARS	PART NO.	DESCRIPTION
	1	3 Piece Set	80-69	KT3-160S	Incl. double rlr. type chain; (1) 222-160; (1) 223-297; (1) 223-402
	1	3 Piece Set	80-69	KT3-361S	Incl. silent type chain; (1) 222-361; (1) 223-358; (1) 223-359
	1	3 Piece Set	67-66	KT3-361S	L/D; Incl. silent type chain; (1) 222-361; (1) 223-358; (1) 223-359
	1	Timing Set w/Gaskets	80-69	CTS-3000	Incl. silent type chain
	1	Timing Chain	80-77	222-160	Premium; Double rlr.; 68 Links
	1	Timing Chain	80-68	222-361	Silent type; 68 Links
	1	Timing Chain	76-69	222-160	Double rlr.; 68 Links
	1	Timing Chain	68-66	222-160	w/Hyd. lifters; Double rlr.; 68 Links
	1	Timing Chain	67-66	222-348	VINTAGE; w/Mech. lifters; Silent type; 68 Links
	1	Timing Chain	67	222-361	w/5 bolt valve covers; Silent type; 68 Links
	1	Timing Chain	66	222-361	Dodge D300 Pickup Base, W200 Pickup Base; L/D; Silent type; 68 Links
	1	Timing Chain	66	222-361	Silent type; 68 Links
	1	Crank Sprocket	80-77	223-297	Premium; Double row; 23 Teeth
	1	Crank Sprocket	80-66	223-359	Use w/silent type chain; .405" tooth width sprocket; 23 Teeth
1	Crank Sprocket	76-66	223-297	Double row; 23 Teeth	
1	Crank Sprocket	67-66	223-274	VINTAGE; Use w/silent type chain; .750" wide sprocket; 23 Teeth	
1	Cam Sprocket	80-77	223-402	Premium; Double row; 46 Teeth	
1	Cam Sprocket	80-69	223-358	Use w/silent type chain; 46 Teeth	
1	Cam Sprocket	76-69	223-402	Double row; 46 Teeth	

(continued on next page)

Dodge Truck (Incl. SUV's)

42 318 5.2L (5212cc) OHV V8 (16 Valve), 3.9063" Bore (Chrysler Eng.), 2 Bbl. "VIN E" 1980-1966
(cont.)

QTY	TIMING (cont.)	YEARS	PART NO.	DESCRIPTION
1	Cam Sprocket	67-66	223-358	L/D; Use w/silent type chain; 46 Teeth
QTY	CAMSHAFT/LIFTER	YEARS	PART NO.	DESCRIPTION
1	Camshaft	80-76	CS-645	Hyd.; Hydraulic, (050) Duration at .050 Lobe Lift, 192 Exh., 181 Int., 109 Degrees Lobe Separation
1	Camshaft	75	CS-645	Exc. Dodge M300 Base, M350 Base; Hydraulic, (050) Duration at .050 Lobe Lift, 192 Exh., 181 Int., 109 Degrees Lobe Separation
1	Camshaft	74-69	CS-645	Hyd.; Hydraulic, (050) Duration at .050 Lobe Lift, 192 Exh., 181 Int., 109 Degrees Lobe Separation
1	Prelube		55-403 Std Only	1.5 oz. packet
1	Prelube		55-400 Std Only	4 oz. bottle; 1.5 oz. packet No. 55-403 also avail.
16	Lifter	80-69	HT-2011 Std Only	Hyd.; w/2 grooves
16	Lifter	80-69	HT-2011R Std Only	Speed-Pro Hi-Revolution Hyd.
16	Lifter	68-66	AT-2084 Std Only	VINTAGE; Dumbbell shaped mech.
16	Lifter, Bulk	80-69	HT-2011B Std Only	Hyd.; w/2 grooves; Carton of 117
16	Lifter, Bulk	68-66	AT-2084B Std Only	Dumbbell shaped mech.; Carton of 117
QTY	CAM KIT	YEARS	PART NO.	DESCRIPTION
1	Cam/Lifter Kit	80-76	KC-645	Hyd.; (1) 55-403B; (1) CS-645; (16) HT-2011
1	Cam/Lifter Kit	75-74	KC-645	Exc. Dodge M300 Base, M350 Base; Hyd.; (1) 55-403B; (1) CS-645; (16) HT-2011
1	Cam/Lifter Kit	73-69	KC-645	Hyd.; (1) 55-403B; (1) CS-645; (16) HT-2011
1	Cam/Lifter/Timing Kit	80-76	KCT-645A	Hyd.; Incl. double rlr. type chain; (1) 55-403B; (1) CS-645; (16) HT-2011; (1) KT3-160S
1	Cam/Lifter/Timing Kit	80-76	KCT-645	Hyd.; Incl. silent type chain; (1) 55-403B; (1) CS-645; (16) HT-2011; (1) KT3-361S
1	Cam/Lifter/Timing Kit	75	KCT-645A	Exc. Dodge M300 Base, M350 Base; Hyd.; Incl. double rlr. type chain; (1) 55-403B; (1) CS-645; (16) HT-2011; (1) KT3-160S
1	Cam/Lifter/Timing Kit	75	KCT-645	Exc. Dodge M300 Base, M350 Base; Hyd.; Incl. silent type chain; (1) 55-403B; (1) CS-645; (16) HT-2011; (1) KT3-361S
1	Cam/Lifter/Timing Kit	74-69	KCT-645A	Hyd.; Incl. double rlr. type chain; (1) 55-403B; (1) CS-645; (16) HT-2011; (1) KT3-160S
1	Cam/Lifter/Timing Kit	74-69	KCT-645	Hyd.; Incl. silent type chain; (1) 55-403B; (1) CS-645; (16) HT-2011; (1) KT3-361S
QTY	PUSH ROD	YEARS	PART NO.	DESCRIPTION
16	Push Rod	80-69	RP-3194 Std Only	.312" dia. ball at both ends; 7.5000" O.A.L.
16	Push Rod	68	RP-3194 Std Only	From Ser. No. 21800001; .312" dia. ball at both ends; 7.5000" O.A.L.
16	Push Rod	68	RP-3120 Std Only	VINTAGE; To Ser. No. 21800000; .230" dia. ball tapered end; .312" dia. ball opposite end; 7.6040" O.A.L.
16	Push Rod	68-66	RP-3030 Std Only	VINTAGE; w/Mech. lifters; Ball & cup type ends; .360" dia. ball at one end; 8.7350" O.A.L.
16	Push Rod	67-66	RP-3120 Std Only	VINTAGE; .230" dia. ball tapered end; .312" dia. ball opposite end; 7.6040" O.A.L.
16	Push Rod, Bulk	80-69	BRP-3194 Std Only	.312" dia. ball at both ends; Carton of 100; 7.5000" O.A.L.
16	Push Rod, Bulk	68	BRP-3194 Std Only	From Ser. No. 21800001; .312" dia. ball at both ends; Carton of 100; 7.5000" O.A.L.
QTY	ROCKER PARTS	YEARS	PART NO.	DESCRIPTION
8	Arm	80-68	R-861 Std Only	Loc. L.H.
8	Arm	80-68	R-862 Std Only	Loc. R.H.
8	Arm	67-66	R-861 Std Only	Loc. L.H.; w/Hyd. lifters
8	Arm	67-66	R-862 Std Only	Loc. R.H.; w/Hyd. lifters
8	Arm, Bulk	80-68	R-861B Std Only	Loc. L.H.; Carton of 64
8	Arm, Bulk	80-68	R-862B Std Only	Loc. R.H.; Carton of 64
8	Arm, Bulk	67-66	R-861B Std Only	Loc. L.H.; w/Hyd. lifters; Carton of 64
8	Arm, Bulk	67-66	R-862B Std Only	Loc. R.H.; w/Hyd. lifters; Carton of 64
2	Rocker Shaft	80-66	RS-626 Std Only	
QTY	VALVE	YEARS	PART NO.	DESCRIPTION
8	Exhaust	80-79	V-2141 Std Only	L/D Engs.; w/o Rotators; Chrome plated stem; 4 groove; 1.5000" Head Dia., 0.3715" Stem Dia., 4.9820" O.A.L.
8	Exhaust	80-79	V-2154 Std Only	L/D Engs.; w/Rotators; 2 groove; Chrome plated stem; 1.5170" Head Dia., 0.3716" Stem Dia., 4.9940" O.A.L.
8	Exhaust	79	V-2029 Std-5-15	VINTAGE; L/D Engs.; w/Rotators; 4 groove; Chrome plated stem; 1.5000" Head Dia., 0.3715" Stem Dia., 5.0020" O.A.L.
8	Exhaust	78-69	V-2029 Std-5-15	VINTAGE; L/D Engs.; 4 groove; Chrome plated stem; 1.5000" Head Dia., 0.3715" Stem Dia., 5.0020" O.A.L.
8	Exhaust	68	V-2029 Std-5-15	VINTAGE; 4 groove; Chrome plated stem; 1.5000" Head Dia., 0.3715" Stem Dia., 5.0020" O.A.L.

VALVE TRAIN

VALVE TRAIN

(continued on next page)

Dodge Truck (Incl. SUV's)

318 5.2L (5212cc) OHV V8 (16 Valve), 3.9063" Bore (Chrysler Eng.), 2 Bbl. "VIN E" 1980-1966 42
(cont.)

QTY	VALVE (cont.)	YEARS	PART NO.	DESCRIPTION
8	Exhaust	67	V-1389 Std Only	VINTAGE; w/2 bolt valve covers; w/Hyd. lifters; 2 groove; 1.5630" Head Dia., 0.3715" Stem Dia., 4.5390" O.A.L.
8	Exhaust	67	V-1343 Std Only	VINTAGE; w/2 bolt valve covers; w/Mech. lifters; 4 groove; 1.5630" Head Dia., 0.3715" Stem Dia., 4.5390" O.A.L.
8	Exhaust	67	V-2029 Std-5-15	VINTAGE; w/5 bolt valve covers; 4 groove; Chrome plated stem; 1.5000" Head Dia., 0.3715" Stem Dia., 5.0020" O.A.L.
8	Exhaust	66	V-1389 Std Only	VINTAGE; w/Hyd. lifters; 2 groove; 1.5630" Head Dia., 0.3715" Stem Dia., 4.5390" O.A.L.
8	Exhaust	66	V-1343 Std Only	VINTAGE; w/Mech. lifters; 4 groove; 1.5630" Head Dia., 0.3715" Stem Dia., 4.5390" O.A.L.
8	Exhaust, Bulk	79	V-2029B 15 15	L/D Eng.s.; w/Rotators; 4 groove; Chrome plated stem; Carton of 25; 1.5000" Head Dia., 0.3914" Stem Dia., 5.0020" O.A.L.
8	Exhaust, Bulk	78-69	V-2029B 15 15	L/D Eng.s.; 4 groove; Chrome plated stem; Carton of 25; 1.5000" Head Dia., 0.3914" Stem Dia., 5.0020" O.A.L.
8	Exhaust, Bulk	68	V-2029B 15 15	4 groove; Chrome plated stem; Carton of 25; 1.5000" Head Dia., 0.3914" Stem Dia., 5.0020" O.A.L.
8	Exhaust, Bulk	67	V-2029B 15 15	w/5 bolt valve covers; 4 groove; Chrome plated stem; Carton of 25; 1.5000" Head Dia., 0.3914" Stem Dia., 5.0020" O.A.L.
8	Intake	76-68	V-1722 Std-5-15	2 groove; 1.7800" Head Dia., 0.3725" Stem Dia., 4.9790" O.A.L.
8	Intake	67	V-1344 Std Only	VINTAGE; w/2 bolt valve covers; 2 groove; 1.8440" Head Dia., 0.3725" Stem Dia., 4.6000" O.A.L.
8	Intake	67	V-1722 Std-5-15	w/5 bolt valve covers; 2 groove; 1.7800" Head Dia., 0.3725" Stem Dia., 4.9790" O.A.L.
8	Intake	66	V-1344 Std Only	VINTAGE; 2 groove; 1.8440" Head Dia., 0.3725" Stem Dia., 4.6000" O.A.L.
QTY	VALVE GUIDE	YEARS	PART NO.	DESCRIPTION
8	Guide	80-66	VG-5003 Std Only	Loc. Int.; 0.3740" ID, 3.0600" O.A.L.
QTY	VALVE SPRING	YEARS	PART NO.	DESCRIPTION
8	Spring	80-72	VS-795 Std Only	Loc. Exh.; w/Rotators; Use w/Rotators; 1.8100" Free Height
8	Spring	80-78	VS-510 Std Only	Loc. Int.; 2.0000" Free Height
8	Spring	77-72	VS-510 Std Only	Loc. Exh.; w/o Rotators; w/o Damper; 2.0000" Free Height
8	Spring	77-72	VS-510 Std Only	Loc. Int.; w/o Rotators; w/o Damper; 2.0000" Free Height
8	Spring	77-72	VS-795 Std Only	Loc. Int.; w/Rotators; Use w/Rotators; 1.8100" Free Height
8	Spring	71-66	VS-510 Std Only	Loc. Exh.; w/Mech. lifters; 2.0000" Free Height
8	Spring	71-66	VS-510 Std Only	Loc. Int.; w/Mech. lifters; 2.0000" Free Height
8	Spring	71-66	VS-680 Std Only	VINTAGE; Loc. Exh.; w/Hyd. lifters; 1.8800" Free Height
QTY	VALVE SEAL	YEARS	PART NO.	DESCRIPTION
8	Valve Stem Seal	80-66	ST-2002 Std Only	Loc. Exh.; Exc. Eng.s. w/double valve springs; Installation requires valve guide machining; (PLY) Polyacrylate
8	Valve Stem Seal	80-72	MV-1918 Std Only	Loc. Exh.; Umbrella type; (VTN) Viton®
8	Valve Stem Seal	80-66	ST-2002 Std Only	Loc. Int.; Exc. Eng.s. w/double valve springs; Installation requires valve guide machining; (PLY) Polyacrylate
8	Valve Stem Seal	80-72	ST-2048 Std Only	Loc. Int.; O.E. design; Positive type; (VTN) Viton®
8	Valve Stem Seal	77-74	MV-1771C Std Only	Loc. Int.; Umbrella type; (PLY) Polyacrylate
8	Valve Stem Seal	73-71	MV-1771C Std Only	Loc. Exh.; Umbrella type; (PLY) Polyacrylate
8	Valve Stem Seal	70-66	MV-1918 Std Only	Loc. Exh.; Umbrella type; (VTN) Viton®
8	Valve Stem Seal Bulk	80-66	ST-2002BC Std Only	Loc. Exh.; Exc. Eng.s. w/double valve springs; Positive type; Installation requires valve guide machining; Carton of 100; (PLY) Polyacrylate
8	Valve Stem Seal Bulk	80-66	ST-2002BC Std Only	Loc. Int.; Exc. Eng.s. w/double valve springs; Positive type; Installation requires valve guide machining; Carton of 100; (PLY) Polyacrylate
8	Valve Stem Seal Bulk	77-74	MV-1771 Std Only	Loc. Int.; Umbrella type; Carton of 100; (PLY) Polyacrylate
8	Valve Stem Seal Bulk	73-71	MV-1771 Std Only	Loc. Exh.; Umbrella type; Carton of 100; (PLY) Polyacrylate
QTY	VALVE SEAT	YEARS	PART NO.	DESCRIPTION
8	Seat	80-68	245-1625-2 Std Only	Loc. Exh.; Use w/V-2029, V-2154, V-3951 & V-2141; 1.6300" OD, 1.3750" ID, 0.2480" Depth
8	Seat	80-68	245-1625-2N Std Only	Loc. Exh.; Use w/V-2029, V-2154, V-3951 & V-2141; Premium Material; 1.6300" OD, 1.3750" ID, 0.2480" Depth
8	Seat	80-68	245-1812-2 Std Only	Loc. Int.; Use w/V-1722; 1.8175" OD, 1.5000" ID, 0.2160" Depth
8	Seat	80-71	245-2000-1 Std Only	Loc. Int.; Use w/V-1908; 2.0055" OD, 1.7500" ID, 0.2160" Depth
8	Seat	68-66	245-1937-1 Std Only	Loc. Exh.; Use w/V-1389; 1.9425" OD, 1.6875" ID, 0.2480" Depth
8	Seat	68-66	245-1687-2 Std Only	Loc. Int.; Use w/V-1344; 1.6925" OD, 1.4375" ID, 0.2160" Depth

VALVE TRAIN

VALVE TRAIN

(continued on next page)

Dodge Truck (Incl. SUV's)

42 318 5.2L (5212cc) OHV V8 (16 Valve), 3.9063" Bore (Chrysler Eng.), 2 Bbl. "VIN E" 1980-1966
(cont.)

QTY	VALVE SEAT (cont.)	YEARS	PART NO.	DESCRIPTION
8	Seat	68-66	245-1687-2N Std Only	Loc. Int.; Use w/V-1344; Premium Material; 1.6925" OD, 1.4375" ID, 0.2160" Depth
V	VALVE, MISC	YEARS	PART NO.	DESCRIPTION
32	Keeper	80-66	VK-66 Std Only	2 groove
32	Keeper	80-66	VK-66R Std Only	2 groove; Hardened
32	Keeper	80-66	VK-174 Std Only	4 groove
32	Keeper	80-66	VK-174R Std Only	4 groove; Hardened
32	Keeper	80-66	VK-138A Std Only	w/.371" stem dia.; 1 groove; Square cut key groove; Carton pack 24
32	Keeper	80-66	VK-138 Std Only	w/.371" stem dia.; 1 groove; Square cut key groove; Carton pack 32
32	Keeper	80-66	VK-138R Std Only	w/.371" stem dia.; 1 groove; Square cut key groove; Hardened
32	Keeper, Bulk	80-66	VK-138B Std Only	w/.371" stem dia.; 1 groove; Square cut key groove; Carton of 1000
16	Spring Insert	80-66	259-103C Std Only	.015"; ID 1.030"; Carton of 100
16	Spring Insert	80-66	259-103B Std Only	.030"; ID 1.030"; Carton of 100
16	Spring Insert	80-66	259-103BRS Std Only	.030"; ID 1.030"; Carton of 500
16	Spring Insert	80-66	259-103A Std Only	.060"; ID 1.030"; Carton of 100
16	Spring Insert	80-66	259-103ARS Std Only	.060"; ID 1.030"; Carton of 500
8	Rotocap	80-66	RC-78S Std Only	Loc. Exh.
8	Rotocap	80-66	RC-78SB * Std Only	Loc. Exh.; Carton of 375
T	PISTON	YEARS	PART NO.	DESCRIPTION
8	Cast Piston	80-69	285AP Std-20-30-40-60	Cast; .9842" Pin Dia.; 2 Rings 5/64 Groove, 1 Ring 3/16 Groove, 1.720 CD, Flat Head w/4 valve reliefs; Designed for full-float or press-in-rod pin - 8.5:1 C.R.
8	Cast Piston	67	1061NP 30 30-40-60	VINTAGE; w/2 bolt valve covers; Cast; .9844" Pin Dia.; 2 Rings 5/64 Groove, 1 Ring 3/16 Groove, 1.790 CD, Recessed Head .090 deep w/2 valve reliefs
8	Cast Piston	66	1061NP 30 30-40-60	VINTAGE; Cast; .9844" Pin Dia.; 2 Rings 5/64 Groove, 1 Ring 3/16 Groove, 1.790 CD, Recessed Head .090 deep w/2 valve reliefs
8	Cast Piston - Individual	80-69	W285AP Std-20-30-40	Cast; .9842" Pin Dia.; 2 Rings 5/64 Groove, 1 Ring 3/16 Groove, 1.720 CD, Flat Head w/4 valve reliefs; Designed for full-float or press-in-rod pin - 8.5:1 C.R.
8	Cast Piston - Individual	67	W1061P 40 40-60	VINTAGE; w/2 bolt valve covers; Cast; .9842" Pin Dia.; 2 Rings 5/64 Groove, 1 Ring 3/16 Groove, 1.790 CD, Recessed Head .090 deep x 3.000 dia. - 7.1:1 C.R.; Designed for full-float or press-in rod
8	Cast Piston - Individual	67	W1061NP 30 * 30	w/2 bolt valve covers; Cast; .9844" Pin Dia.; 2 Rings 5/64 Groove, 1 Ring 3/16 Groove, 1.790 CD, Recessed Head .090 deep w/2 valve reliefs
8	Cast Piston - Individual	66	W1061NP 30 * 30	Cast; .9844" Pin Dia.; 2 Rings 5/64 Groove, 1 Ring 3/16 Groove, 1.790 CD, Recessed Head .090 deep w/2 valve reliefs
8	Cast Piston - Individual	66	W1061P 40 40-60	VINTAGE; Cast; .9842" Pin Dia.; 2 Rings 5/64 Groove, 1 Ring 3/16 Groove, 1.790 CD, Recessed Head .090 deep x 3.000 dia. - 7.1:1 C.R.; Designed for full-float or press-in rod
8	POWERFORGED Piston-Individual	72-69	WL-2329F 30 30	Powerforged; 0.9842" Pin Dia.; 2 Rings 5/64 Groove, 1 Ring 3/16 Groove, 1.759 CD, Flat Head w/4 valve reliefs. DUROSHIELD® skirt coated piston.
8	Pin Bushing	80-66	2134Y	
8	Pin Bushing	80-66	2134Y20	VINTAGE; w/.020" extra bore stock
B	RINGS	YEARS	PART NO.	DESCRIPTION
1	Premium Set	80-66	E-178K Std-20-30-40-60	2-5/64, 1-3/16; Premium Moly
1	Standard Set	80-66	E-178X Std-20-30-40-60	2-5/64, 1-3/16; Iron
B	ENGINE BEARINGS	YEARS	PART NO.	DESCRIPTION
1	Main Set	80-66	5024MA Std-1-10-20-30	A-Series aluminum bearings ; 3.530" max. flange OD; Pos. 1 upper brg. grooved
1	Rod Set	80-66	8-2130CP Std-1-10-20-30-40-50	8-2130CA 60 avail. as unplated & resizeable
1	Rod Set	80-66	8-2130CA 60 60	Unplated & resizeable
1	Rod Set	80-66	8-2130CP 10X2 10X2	Use in .002" O/S Rod Bore
8	Rod Pair	80-66	2130CP Std-1-2-10-20-30-40	
1	Cam Set	80	1484M Std Only	
1	Cam Set	79-66	1451M Std Only	VINTAGE; .760" length ctr. brg.
B	OIL PUMP	YEARS	PART NO.	DESCRIPTION
1	Oil Pump	80-66	224-4166	
1	Oil Pump	80-66	224-4166V	High Volume, check pan for clearance
1	Inter. Shaft	80-66	224-6166	
1	Screen Assy.	80-74	224-1266	

(continued on next page)

Dodge Truck (Incl. SUV's)

318 5.2L (5212cc) OHV V8 (16 Valve), 3.9063" Bore (Chrysler Eng.), 2 Bbl. "VIN E" 1980-1966 **42**
(cont.)

B L O C K	QTY	OIL PUMP (cont.)	YEARS	PART NO.	DESCRIPTION		
	1	Screen Assy.	70	224-1166	Dodge A100 Van Base, Sportsman, A108 Van Base I Fargo A100 Van Base, A108 Van Base; To Ser. No. 20980000		
	1	Screen Assy.	69-68	224-1166	Dodge A100 Van Base, Sportsman, A108 Van Base I Fargo A100 Van Base, A108 Van Base		
	1	Screen Assy.	67	224-1166	Dodge A100 Van Base, A108 Van Base I Fargo A100 Van Base, A108 Van Base		
	1	Screen Assy.	66	224-1166	Fargo A100 Van Base		
	QTY	GASKETS	YEARS	PART NO.	DESCRIPTION		
	1	Kit Gasket Set	80-76	260-1154	Exc. H/D eng.; Premium valve stem seals incl.		
	1	Kit Gasket Set	80-76	260-1152	H/D eng.; Premium valve stem seals incl.		
	1	Kit Gasket Set	75-68	260-1154	Premium valve stem seals incl.		
	1	Kit Gasket Set	67	260-1571	VINTAGE; w/2-bolt valve covers; Canadian Built eng.; Premium valve stem seals incl.		
	1	Kit Gasket Set	67	260-1154	w/5-bolt valve covers; Exc. Canadian Built eng.; Premium valve stem seals incl.		
	1	Kit Gasket Set	66	260-1571	VINTAGE; Premium valve stem seals incl.		
	QTY	FREEZE PLUGS	YEARS	PART NO.	DESCRIPTION		
	1	Brass Block Plug Kit	80-66	381-8010			
	1	Steel Block Plug Kit	80-66	381-4014			
1	Brass Deep Cup Freeze Plug	80-66	381-9001	VINTAGE; 1.625" Diameter			
1	Brass Shallow Cup Freeze Plug	80-66	381-7110	1.250" Diameter			
1	Steel Deep Cup Freeze Plug	80-66	381-3041	1.625" Diameter			
1	Steel Deep Cup Freeze Plug	80-66	381-3054	19/32" Diameter			
1	Steel Disc Type Freeze Plug	80-66	381-1020	1.875" Diameter			
1	Steel Shallow Cup Freeze Plug	80-66	381-3099	1.250" Diameter			
K I T S	RE-RING KIT					PREMIUM KIT NO.	ECONOMY KIT NO.
	YEARS	DESCRIPTION					
	80-76	H/D Eng.s.; Premium valve stem seals incl.	Re-ring			205-718	----
	80-76	H/D Eng.s.; Premium valve stem seals incl.	Re-ring			----	205-218A
	80-68	Premium valve stem seals incl.	Re-ring			205-744A	205-244A
	67	w/5 bolt valve covers; Exc. Canadian Built Eng.s.; Premium valve stem seals incl.	Re-ring			205-744A	205-244A
	80-76	H/D Eng.s.; Incl. A-Series aluminum bearings ; w/3.530" max. brg. flange OD; Pos. 1 upper brg. grooved; Premium valve stem seals incl.	Re-ring w/Mains			205-718M	205-218M
	80-68	Incl. A-Series aluminum bearings ; w/3.530" max. brg. flange OD; Pos. 1 upper brg. grooved; Premium valve stem seals incl.	Re-ring w/Mains			205-744AM	205-244AM
	67	w/5 bolt valve covers; Exc. Canadian Built Eng.s.; Incl. A-Series aluminum bearings ; w/3.530" max. brg. flange OD; Pos. 1 upper brg. grooved; Premium valve stem seals incl.	Re-ring w/Mains			205-744AM	205-244AM
	OVERHAUL KIT					PREMIUM KIT NO.	ECONOMY KIT NO.
	YEARS	DESCRIPTION					
	80	H/D Eng.s.; Premium valve stem seals incl.; Incl. double rlr. type chain	Master w/o Rods & Mains			505-718A	----
	80	H/D Eng.s.; Premium valve stem seals incl.; Incl. double rlr. type chain	Master w/o Rods & Mains			----	505-218D
	80	H/D Eng.s.; Premium valve stem seals incl.; Incl. silent type chain	Master w/o Rods & Mains			505-718C	----
	80	H/D Eng.s.; Premium valve stem seals incl.; Incl. silent type chain	Master w/o Rods & Mains			----	505-218A
80	Premium valve stem seals incl.; Incl. silent type chain	Master w/o Rods & Mains			505-744C	505-244C	
80	H/D Eng.s.; Incl. A-Series aluminum bearings ; w/3.530" max. brg. flange OD; Pos. 1 upper brg. grooved; Premium valve stem seals incl.; Incl. double rlr. type chain	Master			MKP-718A	MKP-218A	
80	Incl. A-Series aluminum bearings ; w/3.530" max. brg. flange OD; Pos. 1 upper brg. grooved; Premium valve stem seals incl.; Incl. silent type chain	Master			MKP-744C	MKP-244C	
80	H/D Eng.s.; Incl. A-Series aluminum bearings ; w/3.530" max. brg. flange OD; Pos. 1 upper brg. grooved; Premium valve stem seals incl.; Incl. double rlr. type chain	Master w/o Pistons			MK-718A	MK-218A	

(continued on next page)

Dodge Truck (Incl. SUV's)

42 318 5.2L (5212cc) OHV V8 (16 Valve), 3.9063" Bore (Chrysler Eng.), 2 Bbl. "VIN E" 1980-1966
(cont.)

YEARS	DESCRIPTION	PREMIUM KIT NO.	ECONOMY KIT NO.
80	Incl. A-Series aluminum bearings; w/3.530" max. brg. Master w/o Pistons flange OD; Pos. 1 upper brg. grooved; Premium valve stem seals incl.; Incl. silent type chain	MK-744C	MK-244C

43 318 5.2L (5212cc) OHV V8 (16 Valve), 3.9063" Bore (Chrysler Eng.), 2 Bbl. "VIN G" 1975-1971

QTY	TIMING	YEARS	PART NO.	DESCRIPTION
1	3 Piece Set	75-74	KT3-160S	Incl. double rlr. type chain; (1) 222-160; (1) 223-297; (1) 223-402
1	3 Piece Set	75-74	KT3-361S	Incl. silent type chain; (1) 222-361; (1) 223-358; (1) 223-359
1	3 Piece Set	71	KT3-160S	Incl. double rlr. type chain; (1) 222-160; (1) 223-297; (1) 223-402
1	3 Piece Set	71	KT3-361S	Incl. silent type chain; (1) 222-361; (1) 223-358; (1) 223-359
1	Timing Set w/Gaskets	75-74	CTS-3000	Incl. silent type chain
1	Timing Set w/Gaskets	71	CTS-3000	Incl. silent type chain
1	Timing Chain	75-74	222-160	Double rlr.; 68 Links
1	Timing Chain	75-74	222-361	Silent type; 68 Links
1	Timing Chain	71	222-160	Double rlr.; 68 Links
1	Timing Chain	71	222-361	Silent type; 68 Links
1	Crank Sprocket	75-74	223-297	Double row; 23 Teeth
1	Crank Sprocket	75-74	223-359	Use w/silent type chain; .405" tooth width sprocket; 23 Teeth
1	Crank Sprocket	71	223-297	Double row; 23 Teeth
1	Crank Sprocket	71	223-359	Use w/silent type chain; .405" tooth width sprocket; 23 Teeth
1	Cam Sprocket	75-74	223-402	Double row; 46 Teeth
1	Cam Sprocket	75-74	223-358	Use w/silent type chain; 46 Teeth
1	Cam Sprocket	71	223-402	Double row; 46 Teeth
1	Cam Sprocket	71	223-358	Use w/silent type chain; 46 Teeth
QTY	CAMSHAFT/LIFTER	YEARS	PART NO.	DESCRIPTION
1	Camshaft	75	CS-645	Hyd.; Hydraulic, (050) Duration at .050 Lobe Lift, 192 Exh., 181 Int., 109 Degrees Lobe Separation
1	Camshaft	74	CS-645	Dodge MB300 Base, R300 Base; Hyd.; Hydraulic, (050) Duration at .050 Lobe Lift, 192 Exh., 181 Int., 109 Degrees Lobe Separation
1	Camshaft	71	CS-645	Hyd.; Hydraulic, (050) Duration at .050 Lobe Lift, 192 Exh., 181 Int., 109 Degrees Lobe Separation
1	Prelube		55-403 Std Only	1.5 oz. packet
1	Prelube		55-400 Std Only	4 oz. bottle; 1.5 oz. packet No. 55-403 also avail.
16	Lifter	75-74	HT-2011 Std Only	Hyd.; w/2 grooves
16	Lifter	75-74	HT-2011R Std Only	Speed-Pro Hi-Revolution Hyd.
16	Lifter	71	HT-2011 Std Only	Hyd.; w/2 grooves
16	Lifter	71	HT-2011R Std Only	Speed-Pro Hi-Revolution Hyd.
16	Lifter, Bulk	75-74	HT-2011B Std Only	Hyd.; w/2 grooves; Carton of 117
16	Lifter, Bulk	71	HT-2011B Std Only	Hyd.; w/2 grooves; Carton of 117
QTY	CAM KIT	YEARS	PART NO.	DESCRIPTION
1	Cam/Lifter Kit	75	KC-645	Hyd.; (1) 55-403B; (1) CS-645; (16) HT-2011
1	Cam/Lifter Kit	74	KC-645	Dodge MB300 Base, R300 Base; Hyd.; (1) 55-403B; (1) CS-645; (16) HT-2011
1	Cam/Lifter Kit	71	KC-645	Hyd.; (1) 55-403B; (1) CS-645; (16) HT-2011
1	Cam/Lifter/Timing Kit	75	KCT-645A	Hyd.; Incl. double rlr. type chain; (1) 55-403B; (1) CS-645; (16) HT-2011; (1) KT3-160S
1	Cam/Lifter/Timing Kit	75	KCT-645	Hyd.; Incl. silent type chain; (1) 55-403B; (1) CS-645; (16) HT-2011; (1) KT3-361S
1	Cam/Lifter/Timing Kit	74	KCT-645A	Dodge MB300 Base, R300 Base; Hyd.; Incl. double rlr. type chain; (1) 55-403B; (1) CS-645; (16) HT-2011; (1) KT3-160S
1	Cam/Lifter/Timing Kit	74	KCT-645	Dodge MB300 Base, R300 Base; Hyd.; Incl. silent type chain; (1) 55-403B; (1) CS-645; (16) HT-2011; (1) KT3-361S
1	Cam/Lifter/Timing Kit	71	KCT-645A	Hyd.; Incl. double rlr. type chain; (1) 55-403B; (1) CS-645; (16) HT-2011; (1) KT3-160S
1	Cam/Lifter/Timing Kit	71	KCT-645	Hyd.; Incl. silent type chain; (1) 55-403B; (1) CS-645; (16) HT-2011; (1) KT3-361S
QTY	PUSH ROD	YEARS	PART NO.	DESCRIPTION
16	Push Rod	75-74	RP-3194 Std Only	.312" dia. ball at both ends; 7.5000" O.A.L.
16	Push Rod	71	RP-3194 Std Only	.312" dia. ball at both ends; 7.5000" O.A.L.
16	Push Rod, Bulk	75-74	BRP-3194 Std Only	.312" dia. ball at both ends; Carton of 100; 7.5000" O.A.L.
16	Push Rod, Bulk	71	BRP-3194 Std Only	.312" dia. ball at both ends; Carton of 100; 7.5000" O.A.L.
QTY	ROCKER PARTS	YEARS	PART NO.	DESCRIPTION
8	Arm	75-74	R-861 Std Only	Loc. L.H.

VALVE TRAIN

VALVE TRAIN

(continued on next page)

Dodge Truck (Incl. SUV's)

318 5.2L (5212cc) OHV V8 (16 Valve), 3.9063" Bore (Chrysler Eng.), 2 Bbl. "VIN G" 1975-1971 **43**

(cont.)

QTY	ROCKER PARTS (cont.)	YEARS	PART NO.	DESCRIPTION
8	Arm	75-74	R-862 Std Only	Loc. R.H.
8	Arm	71	R-861 Std Only	Loc. L.H.
8	Arm	71	R-862 Std Only	Loc. R.H.
8	Arm, Bulk	75-74	R-861B Std Only	Loc. L.H.; Carton of 64
8	Arm, Bulk	75-74	R-862B Std Only	Loc. R.H.; Carton of 64
8	Arm, Bulk	71	R-861B Std Only	Loc. L.H.; Carton of 64
8	Arm, Bulk	71	R-862B Std Only	Loc. R.H.; Carton of 64
2	Rocker Shaft	75-74	RS-626 Std Only	
2	Rocker Shaft	71	RS-626 Std Only	
QTY	VALVE	YEARS	PART NO.	DESCRIPTION
8	Exhaust	75-74	V-2029 Std-5-15	VINTAGE; L/D Eng.s.; 4 groove; Chrome plated stem; 1.5000" Head Dia., 0.3715" Stem Dia., 5.0020" O.A.L.
8	Exhaust	71	V-2029 Std-5-15	VINTAGE; L/D Eng.s.; 4 groove; Chrome plated stem; 1.5000" Head Dia., 0.3715" Stem Dia., 5.0020" O.A.L.
8	Exhaust, Bulk	75-74	V-2029B 15 15	L/D Eng.s.; 4 groove; Chrome plated stem; Carton of 25; 1.5000" Head Dia., 0.3914" Stem Dia., 5.0020" O.A.L.
8	Exhaust, Bulk	71	V-2029B 15 15	L/D Eng.s.; 4 groove; Chrome plated stem; Carton of 25; 1.5000" Head Dia., 0.3914" Stem Dia., 5.0020" O.A.L.
QTY	VALVE GUIDE	YEARS	PART NO.	DESCRIPTION
8	Guide	75-74	VG-5003 Std Only	Loc. Int.; 0.3740" ID, 3.0600" O.A.L.
8	Guide	71	VG-5003 Std Only	Loc. Int.; 0.3740" ID, 3.0600" O.A.L.
QTY	VALVE SPRING	YEARS	PART NO.	DESCRIPTION
8	Spring	75-74	VS-510 Std Only	Loc. Exh.; w/o Rotators; w/o Damper; 2.0000" Free Height
8	Spring	75-74	VS-795 Std Only	Loc. Exh.; w/Rotators; Use w/Rotators; 1.8100" Free Height
8	Spring	75-74	VS-510 Std Only	Loc. Int.; w/o Rotators; w/o Damper; 2.0000" Free Height
8	Spring	75-74	VS-795 Std Only	Loc. Int.; w/Rotators; Use w/Rotators; 1.8100" Free Height
8	Spring	71	VS-510 Std Only	Loc. Exh.; w/Mech. lifters; 2.0000" Free Height
8	Spring	71	VS-510 Std Only	Loc. Int.; w/Mech. lifters; 2.0000" Free Height
8	Spring	71	VS-680 Std Only	VINTAGE; Loc. Exh.; w/Hyd. lifters; 1.8800" Free Height
QTY	VALVE SEAL	YEARS	PART NO.	DESCRIPTION
8	Valve Stem Seal	75-74	ST-2002 Std Only	Loc. Exh.; Exc. Eng.s. w/double valve springs; Installation requires valve guide machining; (PLY) Polyacrylate
8	Valve Stem Seal	75-74	MV-1918 Std Only	Loc. Exh.; Umbrella type; (VTN) Viton®
8	Valve Stem Seal	75-74	ST-2002 Std Only	Loc. Int.; Exc. Eng.s. w/double valve springs; Installation requires valve guide machining; (PLY) Polyacrylate
8	Valve Stem Seal	75-74	ST-2048 Std Only	Loc. Int.; O.E. design; Positive type; (VTN) Viton®
8	Valve Stem Seal	75-74	MV-1771C Std Only	Loc. Int.; Umbrella type; (PLY) Polyacrylate
8	Valve Stem Seal	71	ST-2002 Std Only	Loc. Exh.; Exc. Eng.s. w/double valve springs; Installation requires valve guide machining; (PLY) Polyacrylate
8	Valve Stem Seal	71	MV-1771C Std Only	Loc. Exh.; Umbrella type; (PLY) Polyacrylate
8	Valve Stem Seal	71	ST-2002 Std Only	Loc. Int.; Exc. Eng.s. w/double valve springs; Installation requires valve guide machining; (PLY) Polyacrylate
8	Valve Stem Seal Bulk	75-74	ST-2002BC Std Only	Loc. Exh.; Exc. Eng.s. w/double valve springs; Positive type; Installation requires valve guide machining; Carton of 100; (PLY) Polyacrylate
8	Valve Stem Seal Bulk	75-74	ST-2002BC Std Only	Loc. Int.; Exc. Eng.s. w/double valve springs; Positive type; Installation requires valve guide machining; Carton of 100; (PLY) Polyacrylate
8	Valve Stem Seal Bulk	75-74	MV-1771 Std Only	Loc. Int.; Umbrella type; Carton of 100; (PLY) Polyacrylate
8	Valve Stem Seal Bulk	71	ST-2002BC Std Only	Loc. Exh.; Exc. Eng.s. w/double valve springs; Positive type; Installation requires valve guide machining; Carton of 100; (PLY) Polyacrylate
8	Valve Stem Seal Bulk	71	MV-1771 Std Only	Loc. Exh.; Umbrella type; Carton of 100; (PLY) Polyacrylate
8	Valve Stem Seal Bulk	71	ST-2002BC Std Only	Loc. Int.; Exc. Eng.s. w/double valve springs; Positive type; Installation requires valve guide machining; Carton of 100; (PLY) Polyacrylate
QTY	VALVE SEAT	YEARS	PART NO.	DESCRIPTION
8	Seat	75-74	245-1625-2 Std Only	Loc. Exh.; Use w/V-2029, V-2154, V-3951 & V-2141; 1.6300" OD, 1.3750" ID, 0.2480" Depth
8	Seat	75-74	245-1625-2N Std Only	Loc. Exh.; Use w/V-2029, V-2154, V-3951 & V-2141; Premium Material; 1.6300" OD, 1.3750" ID, 0.2480" Depth
8	Seat	75-74	245-1812-2 Std Only	Loc. Int.; Use w/V-1722; 1.8175" OD, 1.5000" ID, 0.2160" Depth
8	Seat	75-74	245-2000-1 Std Only	Loc. Int.; Use w/V-1908; 2.0055" OD, 1.7500" ID, 0.2160" Depth
8	Seat	71	245-1625-2 Std Only	Loc. Exh.; Use w/V-2029, V-2154, V-3951 & V-2141; 1.6300" OD, 1.3750" ID, 0.2480" Depth
8	Seat	71	245-1625-2N Std Only	Loc. Exh.; Use w/V-2029, V-2154, V-3951 & V-2141; Premium Material; 1.6300" OD, 1.3750" ID, 0.2480" Depth
8	Seat	71	245-1812-2 Std Only	Loc. Int.; Use w/V-1722; 1.8175" OD, 1.5000" ID, 0.2160" Depth

VALVE TRAIN

VALVE TRAIN

(continued on next page)

Dodge Truck (Incl. SUV's)

43 318 5.2L (5212cc) OHV V8 (16 Valve), 3.9063" Bore (Chrysler Eng.), 2 Bbl. "VIN G" 1975-1971
(cont.)

QTY	VALVE SEAT (cont.)	YEARS	PART NO.	DESCRIPTION
8	Seat	71	245-2000-1 Std Only	Loc. Int.; Use w/V-1908; 2.0055" OD, 1.7500" ID, 0.2160" Depth
QTY	VALVE, MISC	YEARS	PART NO.	DESCRIPTION
32	Keeper	75-74	VK-66 Std Only	2 groove
32	Keeper	75-74	VK-66R Std Only	2 groove; Hardened
32	Keeper	75-74	VK-174 Std Only	4 groove
32	Keeper	75-74	VK-174R Std Only	4 groove; Hardened
32	Keeper	75-74	VK-138A Std Only	w/.371" stem dia.; 1 groove; Square cut key groove; Carton pack 24
32	Keeper	75-74	VK-138 Std Only	w/.371" stem dia.; 1 groove; Square cut key groove; Carton pack 32
32	Keeper	75-74	VK-138R Std Only	w/.371" stem dia.; 1 groove; Square cut key groove; Hardened
32	Keeper	71	VK-66 Std Only	2 groove
32	Keeper	71	VK-66R Std Only	2 groove; Hardened
32	Keeper	71	VK-174 Std Only	4 groove
32	Keeper	71	VK-174R Std Only	4 groove; Hardened
32	Keeper	71	VK-138A Std Only	w/.371" stem dia.; 1 groove; Square cut key groove; Carton pack 24
32	Keeper	71	VK-138 Std Only	w/.371" stem dia.; 1 groove; Square cut key groove; Carton pack 32
32	Keeper	71	VK-138R Std Only	w/.371" stem dia.; 1 groove; Square cut key groove; Hardened
32	Keeper, Bulk	75-74	VK-138B Std Only	w/.371" stem dia.; 1 groove; Square cut key groove; Carton of 1000
32	Keeper, Bulk	71	VK-138B Std Only	w/.371" stem dia.; 1 groove; Square cut key groove; Carton of 1000
16	Spring Insert	75-74	259-103C Std Only	.015"; ID 1.030"; Carton of 100
16	Spring Insert	75-74	259-103B Std Only	.030"; ID 1.030"; Carton of 100
16	Spring Insert	75-74	259-103BRS Std Only	.030"; ID 1.030"; Carton of 500
16	Spring Insert	75-74	259-103A Std Only	.060"; ID 1.030"; Carton of 100
16	Spring Insert	75-74	259-103ARS Std Only	.060"; ID 1.030"; Carton of 500
16	Spring Insert	71	259-103C Std Only	.015"; ID 1.030"; Carton of 100
16	Spring Insert	71	259-103B Std Only	.030"; ID 1.030"; Carton of 100
16	Spring Insert	71	259-103BRS Std Only	.030"; ID 1.030"; Carton of 500
16	Spring Insert	71	259-103A Std Only	.060"; ID 1.030"; Carton of 100
16	Spring Insert	71	259-103ARS Std Only	.060"; ID 1.030"; Carton of 500
8	Rotocap	75-74	RC-78S Std Only	Loc. Exh.
8	Rotocap	75-74	RC-78SB * Std Only	Loc. Exh.; Carton of 375
8	Rotocap	71	RC-78S Std Only	Loc. Exh.
8	Rotocap	71	RC-78SB * Std Only	Loc. Exh.; Carton of 375
QTY	PISTON	YEARS	PART NO.	DESCRIPTION
8	Cast Piston	75-74	285AP Std-20-30-40-60	Cast; .9842" Pin Dia.; 2 Rings 5/64 Groove, 1 Ring 3/16 Groove, 1.720 CD, Flat Head w/4 valve reliefs; Designed for full-float or press-in-rod pin - 8.5:1 C.R.
8	Cast Piston	71	285AP Std-20-30-40-60	Cast; .9842" Pin Dia.; 2 Rings 5/64 Groove, 1 Ring 3/16 Groove, 1.720 CD, Flat Head w/4 valve reliefs; Designed for full-float or press-in-rod pin - 8.5:1 C.R.
8	Cast Piston - Individual	75-74	W285AP Std-20-30-40	Cast; .9842" Pin Dia.; 2 Rings 5/64 Groove, 1 Ring 3/16 Groove, 1.720 CD, Flat Head w/4 valve reliefs; Designed for full-float or press-in-rod pin - 8.5:1 C.R.
8	Cast Piston - Individual	71	W285AP Std-20-30-40	Cast; .9842" Pin Dia.; 2 Rings 5/64 Groove, 1 Ring 3/16 Groove, 1.720 CD, Flat Head w/4 valve reliefs; Designed for full-float or press-in-rod pin - 8.5:1 C.R.
8	POWERFORGED Piston-Individual	71	WL-2329F 30 30	Powerforged; 0.9842" Pin Dia.; 2 Rings 5/64 Groove, 1 Ring 3/16 Groove, 1.759 CD, Flat Head w/4 valve reliefs. DUROSHIELD® skirt coated piston.
8	Pin Bushing	75-74	2134Y	
8	Pin Bushing	75-74	2134Y20	VINTAGE; w/.020" extra bore stock
8	Pin Bushing	71	2134Y	
8	Pin Bushing	71	2134Y20	VINTAGE; w/.020" extra bore stock
QTY	RINGS	YEARS	PART NO.	DESCRIPTION
1	Premium Set	75-74	E-178K Std-20-30-40-60	2-5/64, 1-3/16; Premium Moly
1	Premium Set	71	E-178K Std-20-30-40-60	2-5/64, 1-3/16; Premium Moly
1	Standard Set	75-74	E-178X Std-20-30-40-60	2-5/64, 1-3/16; Iron
1	Standard Set	71	E-178X Std-20-30-40-60	2-5/64, 1-3/16; Iron
QTY	ENGINE BEARINGS	YEARS	PART NO.	DESCRIPTION
1	Main Set	75-74	5024MA Std-1-10-20-30	A-Series aluminum bearings; 3.530" max. flange OD; Pos. 1 upper brg. grooved
1	Main Set	71	5024MA Std-1-10-20-30	A-Series aluminum bearings; 3.530" max. flange OD; Pos. 1 upper brg. grooved

VALVE TRAIN

VALVE TRAIN

BLOCK

BLOCK

(continued on next page)

Dodge Truck (Incl. SUV's)

318 5.2L (5212cc) OHV V8 (16 Valve), 3.9063" Bore (Chrysler Eng.), 2 Bbl. "VIN G" 1975-1971 43
(cont.)

	ENGINE BEARINGS	YEARS	PART NO.	DESCRIPTION	
BLOCK	QTY (cont.)				
	1	Rod Set	75-74	8-2130CP Std-1-10-20-30-40-50	8-2130CA 60 avail. as unplated & resizeable
	1	Rod Set	75-74	8-2130CA 60 60	Unplated & resizeable
	1	Rod Set	75-74	8-2130CP 10X2 10X2	Use in .002" O/S Rod Bore
	1	Rod Set	71	8-2130CP Std-1-10-20-30-40-50	8-2130CA 60 avail. as unplated & resizeable
	1	Rod Set	71	8-2130CA 60 60	Unplated & resizeable
	1	Rod Set	71	8-2130CP 10X2 10X2	Use in .002" O/S Rod Bore
	8	Rod Pair	75-74	2130CP Std-1-2-10-20-30-40	
	8	Rod Pair	71	2130CP Std-1-2-10-20-30-40	
	1	Cam Set	75-74	1451M Std Only	VINTAGE; .760" length ctr. brg.
	1	Cam Set	71	1451M Std Only	VINTAGE; .760" length ctr. brg.
	QTY	OIL PUMP	YEARS	PART NO.	DESCRIPTION
	1	Oil Pump	75-74	224-4166	
	1	Oil Pump	75-74	224-4166V	High Volume, check pan for clearance
	1	Oil Pump	71	224-4166	
1	Oil Pump	71	224-4166V	High Volume, check pan for clearance	
1	Inter. Shaft	75-74	224-6166		
1	Inter. Shaft	71	224-6166		
1	Screen Assy.	75-74	224-1266		
QTY	GASKETS	YEARS	PART NO.	DESCRIPTION	
1	Kit Gasket Set	75-74	260-1154	Premium valve stem seals incl.	
1	Kit Gasket Set	71	260-1154	Premium valve stem seals incl.	
QTY	FREEZE PLUGS	YEARS	PART NO.	DESCRIPTION	
1	Brass Block Plug Kit	75-74	381-8010		
1	Brass Block Plug Kit	71	381-8010		
1	Steel Block Plug Kit	75-74	381-4014		
1	Steel Block Plug Kit	71	381-4014		
1	Brass Deep Cup Freeze Plug	75-74	381-9001	VINTAGE; 1.625" Diameter	
1	Brass Deep Cup Freeze Plug	71	381-9001	VINTAGE; 1.625" Diameter	
1	Brass Shallow Cup Freeze Plug	75-74	381-7110	1.250" Diameter	
1	Brass Shallow Cup Freeze Plug	71	381-7110	1.250" Diameter	
1	Steel Deep Cup Freeze Plug	75-74	381-3041	1.625" Diameter	
1	Steel Deep Cup Freeze Plug	75-74	381-3054	19/32" Diameter	
1	Steel Deep Cup Freeze Plug	71	381-3041	1.625" Diameter	
1	Steel Deep Cup Freeze Plug	71	381-3054	19/32" Diameter	
1	Steel Disc Type Freeze Plug	75-74	381-1020	1.875" Diameter	
1	Steel Disc Type Freeze Plug	71	381-1020	1.875" Diameter	
1	Steel Shallow Cup Freeze Plug	75-74	381-3099	1.250" Diameter	
1	Steel Shallow Cup Freeze Plug	71	381-3099	1.250" Diameter	

318 5.2L (5212cc) OHV V8 (16 Valve), 3.9063" Bore (Chrysler Eng.), 4 Bbl. "VIN P" 1980-1978 44

	TIMING	YEARS	PART NO.	DESCRIPTION	
VALVE TRAIN	QTY				
	1	3 Piece Set	80-78	KT3-160S	Incl. double rlr. type chain; (1) 222-160; (1) 223-297; (1) 223-402
	1	3 Piece Set	80-78	KT3-361S	Incl. silent type chain; (1) 222-361; (1) 223-358; (1) 223-359
	1	Timing Set w/Gaskets	80-78	CTS-3000	Incl. silent type chain
	1	Timing Chain	80-79	222-160	Premium; Double rlr.; 68 Links
	1	Timing Chain	80-78	222-361	Silent type; 68 Links
	1	Crank Sprocket	80-79	223-297	Premium; Double row; 23 Teeth
	1	Crank Sprocket	80-78	223-359	Use w/silent type chain; .405" tooth width sprocket; 23 Teeth
	1	Cam Sprocket	80-79	223-402	Premium; Double row; 46 Teeth
	1	Cam Sprocket	80-78	223-358	Use w/silent type chain; 46 Teeth
	QTY	CAMSHAFT/LIFTER	YEARS	PART NO.	DESCRIPTION
	1	Camshaft	80-78	CS-645	Hyd.; Hydraulic, (050) Duration at .050 Lobe Lift, 192 Exh., 181 Int., 109 Degrees Lobe Separation
	1	Prelube		55-403 Std Only	1.5 oz. packet
	1	Prelube		55-400 Std Only	4 oz. bottle; 1.5 oz. packet No. 55-403 also avail.
	16	Lifter	80-78	HT-2011 Std Only	Hyd.; w/2 grooves
16	Lifter	80-78	HT-2011R Std Only	Speed-Pro Hi-Revolution Hyd.	
16	Lifter, Bulk	80-78	HT-2011B Std Only	Hyd.; w/2 grooves; Carton of 117	
QTY	CAM KIT	YEARS	PART NO.	DESCRIPTION	
1	Cam/Lifter Kit	80-78	KC-645	Hyd.; (1) 55-403B; (1) CS-645; (16) HT-2011	
1	Cam/Lifter/Timing Kit	80-78	KCT-645A	Hyd.; Incl. double rlr. type chain; (1) 55-403B; (1) CS-645; (16) HT-2011; (1) KT3-160S	
1	Cam/Lifter/Timing Kit	80-78	KCT-645	Hyd.; Incl. silent type chain; (1) 55-403B; (1) CS-645; (16) HT-2011; (1) KT3-361S	

(continued on next page)

Dodge Truck (Incl. SUV's)

44 318 5.2L (5212cc) OHV V8 (16 Valve), 3.9063" Bore (Chrysler Eng.), 4 Bbl. "VIN P" 1980-1978
(cont.)

VALVE TRAIN

VALVE TRAIN

QTY	PUSH ROD	YEARS	PART NO.	DESCRIPTION
16	Push Rod	80-78	RP-3194 Std Only	.312" dia. ball at both ends; 7.5000" O.A.L.
16	Push Rod, Bulk	80-78	BRP-3194 Std Only	.312" dia. ball at both ends; Carton of 100; 7.5000" O.A.L.
QTY	ROCKER PARTS	YEARS	PART NO.	DESCRIPTION
8	Arm	80-78	R-861 Std Only	Loc. L.H.
8	Arm	80-78	R-862 Std Only	Loc. R.H.
8	Arm, Bulk	80-78	R-861B Std Only	Loc. L.H.; Carton of 64
8	Arm, Bulk	80-78	R-862B Std Only	Loc. R.H.; Carton of 64
2	Rocker Shaft	80-78	RS-626 Std Only	
QTY	VALVE	YEARS	PART NO.	DESCRIPTION
8	Exhaust	80-79	V-2141 Std Only	L/D Eng.s.; w/o Rotators; Chrome plated stem; 4 groove; 1.5000" Head Dia., 0.3715" Stem Dia., 4.9820" O.A.L.
8	Exhaust	80-79	V-2154 Std Only	L/D Eng.s.; w/Rotators; 2 groove; Chrome plated stem; 1.5170" Head Dia., 0.3716" Stem Dia., 4.9940" O.A.L.
8	Exhaust	79	V-2029 Std-5-15	VINTAGE; L/D Eng.s.; w/Rotators; 4 groove; Chrome plated stem; 1.5000" Head Dia., 0.3715" Stem Dia., 5.0020" O.A.L.
8	Exhaust	78	V-2029 Std-5-15	VINTAGE; L/D Eng.s.; 4 groove; Chrome plated stem; 1.5000" Head Dia., 0.3715" Stem Dia., 5.0020" O.A.L.
8	Exhaust, Bulk	79	V-2029B 15 15	L/D Eng.s.; w/Rotators; 4 groove; Chrome plated stem; Carton of 25; 1.5000" Head Dia., 0.3914" Stem Dia., 5.0020" O.A.L.
8	Exhaust, Bulk	78	V-2029B 15 15	L/D Eng.s.; 4 groove; Chrome plated stem; Carton of 25; 1.5000" Head Dia., 0.3914" Stem Dia., 5.0020" O.A.L.
8	Intake	80-78	V-1722 Std-5-15	2 groove; 1.7800" Head Dia., 0.3725" Stem Dia., 4.9790" O.A.L.
QTY	VALVE GUIDE	YEARS	PART NO.	DESCRIPTION
8	Guide	80-78	VG-5003 Std Only	Loc. Int.; 0.3740" ID, 3.0600" O.A.L.
QTY	VALVE SPRING	YEARS	PART NO.	DESCRIPTION
8	Spring	80-78	VS-795 Std Only	Loc. Exh.; w/Rotators; Use w/Rotators; 1.8100" Free Height
8	Spring	80-78	VS-510 Std Only	Loc. Int.; 2.0000" Free Height
QTY	VALVE SEAL	YEARS	PART NO.	DESCRIPTION
8	Valve Stem Seal	80-78	ST-2002 Std Only	Loc. Exh.; Exc. Eng.s. w/double valve springs; Installation requires valve guide machining; (PLY) Polyacrylate
8	Valve Stem Seal	80-78	MV-1918 Std Only	Loc. Exh.; Umbrella type; (VTN) Viton®
8	Valve Stem Seal	80-78	ST-2002 Std Only	Loc. Int.; Exc. Eng.s. w/double valve springs; Installation requires valve guide machining; (PLY) Polyacrylate
8	Valve Stem Seal	80-78	ST-2048 Std Only	Loc. Int.; O.E. design; Positive type; (VTN) Viton®
8	Valve Stem Seal Bulk	80-78	ST-2002BC Std Only	Loc. Exh.; Exc. Eng.s. w/double valve springs; Positive type; Installation requires valve guide machining; Carton of 100; (PLY) Polyacrylate
8	Valve Stem Seal Bulk	80-78	ST-2002BC Std Only	Loc. Int.; Exc. Eng.s. w/double valve springs; Positive type; Installation requires valve guide machining; Carton of 100; (PLY) Polyacrylate
QTY	VALVE SEAT	YEARS	PART NO.	DESCRIPTION
8	Seat	80-78	245-1625-2 Std Only	Loc. Exh.; Use w/V-2029, V-2154, V-3951 & V-2141; 1.6300" OD, 1.3750" ID, 0.2480" Depth
8	Seat	80-78	245-1625-2N Std Only	Loc. Exh.; Use w/V-2029, V-2154, V-3951 & V-2141; Premium Material; 1.6300" OD, 1.3750" ID, 0.2480" Depth
8	Seat	80-78	245-1812-2 Std Only	Loc. Int.; Use w/V-1722; 1.8175" OD, 1.5000" ID, 0.2160" Depth
8	Seat	80-78	245-2000-1 Std Only	Loc. Int.; Use w/V-1908; 2.0055" OD, 1.7500" ID, 0.2160" Depth
QTY	VALVE, MISC	YEARS	PART NO.	DESCRIPTION
32	Keeper	80-78	VK-66 Std Only	2 groove
32	Keeper	80-78	VK-66R Std Only	2 groove; Hardened
32	Keeper	80-78	VK-174 Std Only	4 groove
32	Keeper	80-78	VK-174R Std Only	4 groove; Hardened
32	Keeper	80-78	VK-138A Std Only	w/.371" stem dia.; 1 groove; Square cut key groove; Carton pack 24
32	Keeper	80-78	VK-138 Std Only	w/.371" stem dia.; 1 groove; Square cut key groove; Carton pack 32
32	Keeper	80-78	VK-138R Std Only	w/.371" stem dia.; 1 groove; Square cut key groove; Hardened
32	Keeper, Bulk	80-78	VK-138B Std Only	w/.371" stem dia.; 1 groove; Square cut key groove; Carton of 1000
16	Spring Insert	80-78	259-103C Std Only	.015"; ID 1.030"; Carton of 100
16	Spring Insert	80-78	259-103B Std Only	.030"; ID 1.030"; Carton of 100
16	Spring Insert	80-78	259-103BRS Std Only	.030"; ID 1.030"; Carton of 500
16	Spring Insert	80-78	259-103A Std Only	.060"; ID 1.030"; Carton of 100
16	Spring Insert	80-78	259-103ARS Std Only	.060"; ID 1.030"; Carton of 500
8	Rotocap	80-78	RC-78S Std Only	Loc. Exh.

(continued on next page)

Dodge Truck (Incl. SUV's)

318 5.2L (5212cc) OHV V8 (16 Valve), 3.9063" Bore (Chrysler Eng.), 4 Bbl. "VIN P" 1980-1978 44
(cont.)

QTY	VALVE, MISC (cont.)	YEARS	PART NO.	DESCRIPTION	
8	Rotocap	80-78	RC-78SB * Std Only	Loc. Exh.; Carton of 375	
QTY	PISTON	YEARS	PART NO.	DESCRIPTION	
8	Cast Piston	80-78	285AP Std-20-30-40-60	Cast; .9842" Pin Dia.; 2 Rings 5/64 Groove, 1 Ring 3/16 Groove, 1.720 CD, Flat Head w/4 valve reliefs; Designed for full-float or press-in-rod pin - 8.5:1 C.R.	
8	Cast Piston - Individual	80-78	W285AP Std-20-30-40	Cast; .9842" Pin Dia.; 2 Rings 5/64 Groove, 1 Ring 3/16 Groove, 1.720 CD, Flat Head w/4 valve reliefs; Designed for full-float or press-in-rod pin - 8.5:1 C.R.	
8	Pin Bushing	80-78	2134Y		
8	Pin Bushing	80-78	2134Y20	VINTAGE; w/.020" extra bore stock	
QTY	RINGS	YEARS	PART NO.	DESCRIPTION	
1	Premium Set	80-78	E-178K Std-20-30-40-60	2-5/64, 1-3/16; Premium Moly	
1	Standard Set	80-78	E-178X Std-20-30-40-60	2-5/64, 1-3/16; Iron	
QTY	ENGINE BEARINGS	YEARS	PART NO.	DESCRIPTION	
1	Main Set	80-78	5024MA Std-1-10-20-30	A-Series aluminum bearings ; 3.530" max. flange OD; Pos. 1 upper brg. grooved	
1	Rod Set	80-78	8-2130CP Std-1-10-20-30-40-50	8-2130CA 60 avail. as unplated & resizeable	
1	Rod Set	80-78	8-2130CA 60 60	Unplated & resizeable	
1	Rod Set	80-78	8-2130CP 10X2 10X2	Use in .002" O/S Rod Bore	
8	Rod Pair	80-78	2130CP Std-1-2-10-20-30-40		
1	Cam Set	80	1484M Std Only		
1	Cam Set	79-78	1451M Std Only	VINTAGE; .760" length ctr. brg.	
QTY	OIL PUMP	YEARS	PART NO.	DESCRIPTION	
1	Oil Pump	80-78	224-4166		
1	Oil Pump	80-78	224-4166V	High Volume, check pan for clearance	
1	Inter. Shaft	80-78	224-6166		
1	Screen Assy.	80-78	224-1266		
QTY	GASKETS	YEARS	PART NO.	DESCRIPTION	
1	Kit Gasket Set	80-78	260-1121	Exc. H/D eng.; Premium valve stem seals incl.	
1	Kit Gasket Set	80-78	260-1152	H/D eng.; Premium valve stem seals incl.	
QTY	FREEZE PLUGS	YEARS	PART NO.	DESCRIPTION	
1	Brass Block Plug Kit	80-78	381-8010		
1	Steel Block Plug Kit	80-78	381-4014		
1	Brass Deep Cup Freeze Plug	80-78	381-9001	VINTAGE; 1.625" Diameter	
1	Brass Shallow Cup Freeze Plug	80-78	381-7110	1.250" Diameter	
1	Steel Deep Cup Freeze Plug	80-78	381-3041	1.625" Diameter	
1	Steel Deep Cup Freeze Plug	80-78	381-3054	19/32" Diameter	
1	Steel Disc Type Freeze Plug	80-78	381-1020	1.875" Diameter	
1	Steel Shallow Cup Freeze Plug	80-78	381-3099	1.250" Diameter	
RE-RING KIT				PREMIUM KIT NO.	ECONOMY KIT NO.
YEARS	DESCRIPTION				
80-78	H/D Eng.s.; Premium valve stem seals incl.		Re-ring	205-718	----
80-78	H/D Eng.s.; Premium valve stem seals incl.		Re-ring	----	205-218A
80-78	Premium valve stem seals incl.		Re-ring	205-743	205-243
80-78	H/D Eng.s.; Incl. A-Series aluminum bearings ; w/3.530" max. brg. flange OD; Pos. 1 upper brg. grooved; Premium valve stem seals incl.		Re-ring w/Mains	205-718M	205-218M
80-78	Incl. A-Series aluminum bearings ; w/3.530" max. brg. flange OD; Pos. 1 upper brg. grooved; Premium valve stem seals incl.		Re-ring w/Mains	205-743M	205-243M
OVERHAUL KIT				PREMIUM KIT NO.	ECONOMY KIT NO.
YEARS	DESCRIPTION				
80	H/D Eng.s.; Premium valve stem seals incl.; Incl. double rlr. type chain		Master w/o Rods & Mains	505-718A	----
80	H/D Eng.s.; Premium valve stem seals incl.; Incl. double rlr. type chain		Master w/o Rods & Mains	----	505-218D
80	H/D Eng.s.; Premium valve stem seals incl.; Incl. silent type chain		Master w/o Rods & Mains	505-718C	----
80	H/D Eng.s.; Premium valve stem seals incl.; Incl. silent type chain		Master w/o Rods & Mains	----	505-218A
80	Premium valve stem seals incl.; Incl. silent type chain		Master w/o Rods & Mains	505-743A	505-243A

(continued on next page)

Dodge Truck (Incl. SUV's)

44 318 5.2L (5212cc) OHV V8 (16 Valve), 3.9063" Bore (Chrysler Eng.), 4 Bbl. "VIN P" 1980-1978
(cont.)

YEARS	DESCRIPTION	Master	PREMIUM	ECONOMY
			KIT NO.	KIT NO.
80	H/D Eng's; Incl. A-Series aluminum bearings ; w/3.530" max. brg. flange OD; Pos. 1 upper brg. grooved; Premium valve stem seals incl.; Incl. double rlr. type chain	Master	MKP-718A	MKP-218A
80	Incl. A-Series aluminum bearings ; w/3.530" max. brg. flange OD; Pos. 1 upper bearing grooved; Premium valve stem seals incl.; Incl. silent type chain	Master	MKP-743A	----
80	H/D Eng's; Incl. A-Series aluminum bearings ; w/3.530" max. brg. flange OD; Pos. 1 upper brg. grooved; Premium valve stem seals incl.; Incl. double rlr. type chain	Master w/o Pistons	MK-718A	MK-218A
80	Incl. A-Series aluminum bearings ; w/3.530" max. brg. flange OD; Pos. 1 upper brg. grooved; Premium valve stem seals incl.; Incl. silent type chain	Master w/o Pistons	MK-743A	MK-243A

45 318 5.2L (5212cc) OHV V8 (16 Valve), 3.9063" Bore (Chrysler Eng.), 2 Bbl. "Eng. Code A318" 1965

QTY	TIMING	YEARS	PART NO.	DESCRIPTION
1	3 Piece Set	65	KT3-361S	Dodge D100 Pickup Base, D200 Pickup Base, W100 Pickup Base, W200 Pickup Base; L/D; Incl. silent type chain; (1) 222-361; (1) 223-358; (1) 223-359
1	Timing Chain	65	222-361	Dodge W100 Pickup Base, W200 Pickup Base; L/D; Silent type; 68 Links
1	Timing Chain	65	222-361	Dodge D100 Pickup Base, D200 Pickup Base; Silent type; 68 Links
1	Timing Chain	65	222-348	Fargo A100 Van Base, F100 Panel Delivery Base, F100 Pickup Base, FW100 Panel Delivery Base, FW100 Pickup Base; VINTAGE; w/Mech. lifters; Silent type; 68 Links w/Hyd. lifters; Double rlr.; 68 Links
1	Timing Chain	65	222-160	Double row; 23 Teeth
1	Crank Sprocket	65	223-297	Use w/silent type chain; .405" tooth width sprocket; 23 Teeth
1	Crank Sprocket	65	223-359	VINTAGE; Use w/silent type chain; .750" wide sprocket; 23 Teeth
1	Crank Sprocket	65	223-274	Dodge D100 Pickup Base, D200 Pickup Base, W100 Pickup Base, W200 Pickup Base; L/D; Use w/silent type chain; 46 Teeth
1	Cam Sprocket	65	223-358	
QTY	CAMSHAFT/LIFTER	YEARS	PART NO.	DESCRIPTION
16	Lifter	65	AT-2084 Std Only	VINTAGE; Dumbbell shaped mech.
16	Lifter, Bulk	65	AT-2084B Std Only	Dumbbell shaped mech.; Carton of 117
QTY	PUSH ROD	YEARS	PART NO.	DESCRIPTION
16	Push Rod	65	RP-3120 Std Only	VINTAGE; .230" dia. ball tapered end; .312" dia. ball opposite end; 7.6040" O.A.L.
16	Push Rod	65	RP-3030 Std Only	VINTAGE; w/Mech. lifters; Ball & cup type ends; .360" dia. ball at one end; 8.7350" O.A.L.
QTY	ROCKER PARTS	YEARS	PART NO.	DESCRIPTION
8	Arm	65	R-861 Std Only	Loc. L.H.; w/Hyd. lifters
8	Arm	65	R-862 Std Only	Loc. R.H.; w/Hyd. lifters
8	Arm, Bulk	65	R-861B Std Only	Loc. L.H.; w/Hyd. lifters; Carton of 64
8	Arm, Bulk	65	R-862B Std Only	Loc. R.H.; w/Hyd. lifters; Carton of 64
2	Rocker Shaft	65	RS-626 Std Only	
QTY	VALVE	YEARS	PART NO.	DESCRIPTION
8	Exhaust	65	V-1389 Std Only	VINTAGE; w/Hyd. lifters; 2 groove; 1.5630" Head Dia., 0.3715" Stem Dia., 4.5390" O.A.L.
8	Exhaust	65	V-1343 Std Only	VINTAGE; w/Mech. lifters; 4 groove; 1.5630" Head Dia., 0.3715" Stem Dia., 4.5390" O.A.L.
8	Intake	65	V-1344 Std Only	VINTAGE; 2 groove; 1.8440" Head Dia., 0.3725" Stem Dia., 4.6000" O.A.L.
QTY	VALVE GUIDE	YEARS	PART NO.	DESCRIPTION
8	Guide	65	VG-5003 Std Only	Loc. Int.; 0.3740" ID, 3.0600" O.A.L.
QTY	VALVE SPRING	YEARS	PART NO.	DESCRIPTION
8	Spring	65	VS-510 Std Only	Loc. Exh.; w/Mech. lifters; 2.0000" Free Height
8	Spring	65	VS-510 Std Only	Loc. Int.; w/Mech. lifters; 2.0000" Free Height
8	Spring	65	VS-680 Std Only	VINTAGE; Loc. Exh.; w/Hyd. lifters; 1.8800" Free Height
QTY	VALVE SEAL	YEARS	PART NO.	DESCRIPTION
8	Valve Stem Seal	65	ST-2002 Std Only	Loc. Exh.; Exc. Eng's. w/double valve springs; Installation requires valve guide machining; (PLY) Polyacrylate
8	Valve Stem Seal	65	MV-1918 Std Only	Loc. Exh.; Umbrella type; (VTN) Viton®

(continued on next page)

Dodge Truck (Incl. SUV's)

318 5.2L (5212cc) OHV V8 (16 Valve), 3.9063" Bore (Chrysler Eng.), 2 Bbl. "Eng. Code A318" 1965 45 (cont.)

QTY	VALVE SEAL (cont.)	YEARS	PART NO.	DESCRIPTION
8	Valve Stem Seal	65	ST-2002 Std Only	Loc. Int.; Exc. Eng. w/double valve springs; Installation requires valve guide machining; (PLY) Polyacrylate
8	Valve Stem Seal Bulk	65	ST-2002BC Std Only	Loc. Exh.; Exc. Eng. w/double valve springs; Positive type; Installation requires valve guide machining; Carton of 100; (PLY) Polyacrylate
8	Valve Stem Seal Bulk	65	ST-2002BC Std Only	Loc. Int.; Exc. Eng. w/double valve springs; Positive type; Installation requires valve guide machining; Carton of 100; (PLY) Polyacrylate
VALVE TRAIN				
QTY	VALVE SEAT	YEARS	PART NO.	DESCRIPTION
8	Seat	65	245-1937-1 Std Only	Loc. Exh.; Use w/V-1389; 1.9425" OD, 1.6875" ID, 0.2480" Depth
8	Seat	65	245-1687-2 Std Only	Loc. Int.; Use w/V-1344; 1.6925" OD, 1.4375" ID, 0.2160" Depth
8	Seat	65	245-1687-2N Std Only	Loc. Int.; Use w/V-1344; Premium Material; 1.6925" OD, 1.4375" ID, 0.2160" Depth
QTY	VALVE, MISC	YEARS	PART NO.	DESCRIPTION
32	Keeper	65	VK-66 Std Only	2 groove
32	Keeper	65	VK-66R Std Only	2 groove; Hardened
32	Keeper	65	VK-174 Std Only	4 groove
32	Keeper	65	VK-174R Std Only	4 groove; Hardened
32	Keeper	65	VK-138A Std Only	w/.371" stem dia.; 1 groove; Square cut key groove; Carton pack 24
32	Keeper	65	VK-138 Std Only	w/.371" stem dia.; 1 groove; Square cut key groove; Carton pack 32
32	Keeper	65	VK-138R Std Only	w/.371" stem dia.; 1 groove; Square cut key groove; Hardened
32	Keeper, Bulk	65	VK-138B Std Only	w/.371" stem dia.; 1 groove; Square cut key groove; Carton of 1000
16	Spring Insert	65	259-103C Std Only	.015"; ID 1.030"; Carton of 100
16	Spring Insert	65	259-103B Std Only	.030"; ID 1.030"; Carton of 100
16	Spring Insert	65	259-103BRS Std Only	.030"; ID 1.030"; Carton of 500
16	Spring Insert	65	259-103A Std Only	.060"; ID 1.030"; Carton of 100
16	Spring Insert	65	259-103ARS Std Only	.060"; ID 1.030"; Carton of 500
8	Rotocap	65	RC-78S Std Only	Loc. Exh.
8	Rotocap	65	RC-78SB * Std Only	Loc. Exh.; Carton of 375
BLOCK				
QTY	PISTON	YEARS	PART NO.	DESCRIPTION
8	Cast Piston	65	1061NP 30 30-40-60	VINTAGE; Cast; .9844" Pin Dia.; 2 Rings 5/64 Groove, 1 Ring 3/16 Groove, 1.790 CD, Recessed Head .090 deep w/2 valve reliefs
8	Cast Piston - Individual	65	W1061NP 30 * 30	Cast; .9844" Pin Dia.; 2 Rings 5/64 Groove, 1 Ring 3/16 Groove, 1.790 CD, Recessed Head .090 deep w/2 valve reliefs
8	Cast Piston - Individual	65	W1061P 40 40-60	VINTAGE; Cast; .9842" Pin Dia.; 2 Rings 5/64 Groove, 1 Ring 3/16 Groove, 1.790 CD, Recessed Head .090 deep x 3.000 dia. - 7.1:1 C.R.; Designed for full-float or press-in rod
8	Pin Bushing	65	2134Y	
8	Pin Bushing	65	2134Y20	VINTAGE; w/.020" extra bore stock
QTY	RINGS	YEARS	PART NO.	DESCRIPTION
1	Premium Set	65	E-178K Std-20-30-40-60	2-5/64, 1-3/16; Premium Moly
1	Standard Set	65	E-178X Std-20-30-40-60	2-5/64, 1-3/16; Iron
QTY	ENGINE BEARINGS	YEARS	PART NO.	DESCRIPTION
1	Main Set	65	5024MA Std-1-10-20-30	A-Series aluminum bearings ; 3.530" max. flange OD; Pos. 1 upper brg. grooved
1	Rod Set	65	8-2130CP Std-1-10-20-30-40-50	8-2130CA 60 avail. as unplated & resizeable
1	Rod Set	65	8-2130CA 60 60	Unplated & resizeable
1	Rod Set	65	8-2130CP 10X2 10X2	Use in .002" O/S Rod Bore
8	Rod Pair	65	2130CP Std-1-2-10-20-30-40	
1	Cam Set	65	1451M Std Only	VINTAGE; .760" length ctr. brg.
QTY	OIL PUMP	YEARS	PART NO.	DESCRIPTION
1	Oil Pump	65	224-4166	
1	Oil Pump	65	224-4166V	High Volume, check pan for clearance
1	Inter. Shaft	65	224-6166	
1	Screen Assy.	65	224-1166	Fargo A100 Van Base
QTY	GASKETS	YEARS	PART NO.	DESCRIPTION
1	Kit Gasket Set	65	260-1571	VINTAGE; Premium valve stem seals incl.
QTY	FREEZE PLUGS	YEARS	PART NO.	DESCRIPTION
1	Brass Block Plug Kit	65	381-8010	
1	Steel Block Plug Kit	65	381-4014	

(continued on next page)

Dodge Truck (Incl. SUV's)

45 318 5.2L (5212cc) OHV V8 (16 Valve), 3.9063" Bore (Chrysler Eng.), 2 Bbl. "Eng. Code A318" 1965 (cont.)

QTY	FREEZE PLUGS (cont.)	YEARS	PART NO.	DESCRIPTION
1	Brass Deep Cup Freeze Plug	65	381-9001	VINTAGE; 1.625" Diameter
1	Brass Shallow Cup Freeze Plug	65	381-7110	1.250" Diameter
1	Steel Deep Cup Freeze Plug	65	381-3041	1.625" Diameter
1	Steel Deep Cup Freeze Plug	65	381-3054	19/32" Diameter
1	Steel Disc Type Freeze Plug	65	381-1020	1.875" Diameter
1	Steel Shallow Cup Freeze Plug	65	381-3099	1.250" Diameter

46 318 5.2L (5212cc) OHV V8 (16 Valve), 3.9063" Bore (Chrysler Eng.), 2 Bbl. "Eng. Code MD2" 1959

QTY	TIMING	YEARS	PART NO.	DESCRIPTION
1	Timing Chain	59	222-348	VINTAGE; w/Mech. lifters; Silent type; 68 Links
1	Timing Chain	59	222-160	w/Hyd. lifters; Double rlr.; 68 Links
1	Crank Sprocket	59	223-297	Double row; 23 Teeth
1	Crank Sprocket	59	223-274	VINTAGE; Use w/silent type chain; .750" wide sprocket; 23 Teeth
QTY	CAMSHAFT/LIFTER	YEARS	PART NO.	DESCRIPTION
16	Lifter	59	AT-2084 Std Only	VINTAGE; Dumbbell shaped mech.
16	Lifter, Bulk	59	AT-2084B Std Only	Dumbbell shaped mech.; Carton of 117
QTY	PUSH ROD	YEARS	PART NO.	DESCRIPTION
16	Push Rod	59	RP-3030 Std Only	VINTAGE; w/Mech. lifters; Ball & cup type ends; .360" dia. ball at one end; 8.7350" O.A.L.
QTY	VALVE	YEARS	PART NO.	DESCRIPTION
8	Exhaust	59	V-1389 Std Only	VINTAGE; w/Hyd. lifters; 2 groove; 1.5630" Head Dia., 0.3715" Stem Dia., 4.5390" O.A.L.
8	Exhaust	59	V-1343 Std Only	VINTAGE; w/Mech. lifters; 4 groove; 1.5630" Head Dia., 0.3715" Stem Dia., 4.5390" O.A.L.
8	Intake	59	V-1344 Std Only	VINTAGE; 2 groove; 1.8440" Head Dia., 0.3725" Stem Dia., 4.6000" O.A.L.
QTY	VALVE GUIDE	YEARS	PART NO.	DESCRIPTION
8	Guide	59	VG-5003 Std Only	Loc. Int.; 0.3740" ID, 3.0600" O.A.L
QTY	VALVE SEAL	YEARS	PART NO.	DESCRIPTION
8	Valve Stem Seal	59	ST-2002 Std Only	Loc. Exh.; Exc. Eng. w/double valve springs; Installation requires valve guide machining; (PLY) Polyacrylate
8	Valve Stem Seal	59	ST-2002 Std Only	Loc. Int.; Exc. Eng. w/double valve springs; Installation requires valve guide machining; (PLY) Polyacrylate
8	Valve Stem Seal Bulk	59	ST-2002BC Std Only	Loc. Exh.; Exc. Eng. w/double valve springs; Positive type; Installation requires valve guide machining; Carton of 100; (PLY) Polyacrylate
8	Valve Stem Seal Bulk	59	ST-2002BC Std Only	Loc. Int.; Exc. Eng. w/double valve springs; Positive type; Installation requires valve guide machining; Carton of 100; (PLY) Polyacrylate
QTY	VALVE SEAT	YEARS	PART NO.	DESCRIPTION
8	Seat	59	245-1937-1 Std Only	Loc. Exh.; Use w/V-1389; 1.9425" OD, 1.6875" ID, 0.2480" Depth
8	Seat	59	245-1687-2 Std Only	Loc. Int.; Use w/V-1344; 1.6925" OD, 1.4375" ID, 0.2160" Depth
8	Seat	59	245-1687-2N Std Only	Loc. Int.; Use w/V-1344; Premium Material; 1.6925" OD, 1.4375" ID, 0.2160" Depth
QTY	VALVE, MISC	YEARS	PART NO.	DESCRIPTION
32	Keeper	59	VK-66 Std Only	2 groove
32	Keeper	59	VK-66R Std Only	2 groove; Hardened
32	Keeper	59	VK-174 Std Only	4 groove
32	Keeper	59	VK-174R Std Only	4 groove; Hardened
32	Keeper	59	VK-138A Std Only	w/.371" stem dia.; 1 groove; Square cut key groove; Carton pack 24
32	Keeper	59	VK-138 Std Only	w/.371" stem dia.; 1 groove; Square cut key groove; Carton pack 32
32	Keeper	59	VK-138R Std Only	w/.371" stem dia.; 1 groove; Square cut key groove; Hardened
32	Keeper, Bulk	59	VK-138B Std Only	w/.371" stem dia.; 1 groove; Square cut key groove; Carton of 1000
16	Spring Insert	59	259-103C Std Only	.015"; ID 1.030"; Carton of 100
16	Spring Insert	59	259-103B Std Only	.030"; ID 1.030"; Carton of 100
16	Spring Insert	59	259-103BRS Std Only	.030"; ID 1.030"; Carton of 500
16	Spring Insert	59	259-103A Std Only	.060"; ID 1.030"; Carton of 100
16	Spring Insert	59	259-103ARS Std Only	.060"; ID 1.030"; Carton of 500
QTY	PISTON	YEARS	PART NO.	DESCRIPTION
8	Cast Piston	59	1061NP 30 30-40-60	VINTAGE; Cast; .9844" Pin Dia.; 2 Rings 5/64 Groove, 1 Ring 3/16 Groove, 1.790 CD, Recessed Head .090 deep w/2 valve reliefs

VALVE TRAIN

VALVE TRAIN

(continued on next page)

Dodge Truck (Incl. SUV's)

318 5.2L (5212cc) OHV V8 (16 Valve), 3.9063" Bore (Chrysler Eng.), 2 Bbl. "Eng. Code MD2" 1959 46
(cont.)

QTY	PISTON (cont.)	YEARS	PART NO.	DESCRIPTION
8	Cast Piston - Individual	59	W1061NP 30 * 30	Cast; .9844" Pin Dia.; 2 Rings 5/64 Groove, 1 Ring 3/16 Groove, 1.790 CD, Recessed Head .090 deep w/2 valve reliefs
8	Cast Piston - Individual	59	W1061P 40 40-60	VINTAGE; Cast; .9842" Pin Dia.; 2 Rings 5/64 Groove, 1 Ring 3/16 Groove, 1.790 CD, Recessed Head .090 deep x 3.000 dia. - 7.1:1 C.R.; Designed for full-float or press-in rod
8	Pin Bushing	59	2134Y	
8	Pin Bushing	59	2134Y20	VINTAGE; w/.020" extra bore stock
QTY	RINGS	YEARS	PART NO.	DESCRIPTION
1	Premium Set	59	E-178K Std-20-30-40-60	2-5/64, 1-3/16; Premium Moly
1	Standard Set	59	E-178X Std-20-30-40-60	2-5/64, 1-3/16; Iron
QTY	ENGINE BEARINGS	YEARS	PART NO.	DESCRIPTION
1	Main Set	59	5024MA Std-1-10-20-30	A-Series aluminum bearings ; 3.530" max. flange OD; Pos. 1 upper brg. grooved
1	Rod Set	59	8-2130CP Std-1-10-20-30-40-50	8-2130CA 60 avail. as unplated & resizeable
1	Rod Set	59	8-2130CA 60 60	Unplated & resizeable
1	Rod Set	59	8-2130CP 10X2 10X2	Use in .002" O/S Rod Bore
8	Rod Pair	59	2130CP Std-1-2-10-20-30-40	
1	Cam Set	59	1451M Std Only	VINTAGE; .760" length ctr. brg.
QTY	GASKETS	YEARS	PART NO.	DESCRIPTION
1	Kit Gasket Set	59	260-1571	VINTAGE; Premium valve stem seals incl.
QTY	FREEZE PLUGS	YEARS	PART NO.	DESCRIPTION
1	Brass Block Plug Kit	59	381-8010	
1	Steel Block Plug Kit	59	381-4014	
1	Brass Deep Cup Freeze Plug	59	381-9001	VINTAGE; 1.625" Diameter
1	Brass Shallow Cup Freeze Plug	59	381-7110	1.250" Diameter
1	Steel Deep Cup Freeze Plug	59	381-3041	1.625" Diameter
1	Steel Deep Cup Freeze Plug	59	381-3054	19/32" Diameter
1	Steel Disc Type Freeze Plug	59	381-1020	1.875" Diameter
1	Steel Shallow Cup Freeze Plug	59	381-3099	1.250" Diameter

318 5.2L (5212cc) OHV V8 (16 Valve), 3.9063" Bore (Chrysler Eng.), 2 Bbl. "Eng. Code P31" 1960 47

QTY	TIMING	YEARS	PART NO.	DESCRIPTION
1	Timing Chain	60	222-348	VINTAGE; w/Mech. lifters; Silent type; 68 Links
1	Timing Chain	60	222-160	w/Hyd. lifters; Double rlr.; 68 Links
1	Crank Sprocket	60	223-297	Double row; 23 Teeth
1	Crank Sprocket	60	223-274	VINTAGE; Use w/silent type chain; .750" wide sprocket; 23 Teeth
QTY	CAMSHAFT/LIFTER	YEARS	PART NO.	DESCRIPTION
16	Lifter	60	AT-2084 Std Only	VINTAGE; Dumbbell shaped mech.
16	Lifter, Bulk	60	AT-2084B Std Only	Dumbbell shaped mech.; Carton of 117
QTY	PUSH ROD	YEARS	PART NO.	DESCRIPTION
16	Push Rod	60	RP-3030 Std Only	VINTAGE; w/Mech. lifters; Ball & cup type ends; .360" dia. ball at one end; 8.7350" O.A.L.
QTY	VALVE	YEARS	PART NO.	DESCRIPTION
8	Exhaust	60	V-1389 Std Only	VINTAGE; w/Hyd. lifters; 2 groove; 1.5630" Head Dia., 0.3715" Stem Dia., 4.5390" O.A.L.
8	Exhaust	60	V-1343 Std Only	VINTAGE; w/Mech. lifters; 4 groove; 1.5630" Head Dia., 0.3715" Stem Dia., 4.5390" O.A.L.
8	Intake	60	V-1344 Std Only	VINTAGE; 2 groove; 1.8440" Head Dia., 0.3725" Stem Dia., 4.6000" O.A.L.
QTY	VALVE GUIDE	YEARS	PART NO.	DESCRIPTION
8	Guide	60	VG-5003 Std Only	Loc. Int.; 0.3740" ID, 3.0600" O.A.L.
QTY	VALVE SPRING	YEARS	PART NO.	DESCRIPTION
8	Spring	60	VS-510 Std Only	Loc. Exh.; w/Mech. lifters; 2.0000" Free Height
8	Spring	60	VS-510 Std Only	Loc. Int.; w/Mech. lifters; 2.0000" Free Height
8	Spring	60	VS-680 Std Only	VINTAGE; Loc. Exh.; w/Hyd. lifters; 1.8800" Free Height
QTY	VALVE SEAL	YEARS	PART NO.	DESCRIPTION
8	Valve Stem Seal	60	ST-2002 Std Only	Loc. Exh.; Exc. Eng. w/double valve springs; Installation requires valve guide machining; (PLY) Polyacrylate
8	Valve Stem Seal	60	ST-2002 Std Only	Loc. Int.; Exc. Eng. w/double valve springs; Installation requires valve guide machining; (PLY) Polyacrylate
8	Valve Stem Seal Bulk	60	ST-2002BC Std Only	Loc. Exh.; Exc. Eng. w/double valve springs; Positive type; Installation requires valve guide machining; Carton of 100; (PLY) Polyacrylate

(continued on next page)

Dodge Truck (Incl. SUV's)

47 318 5.2L (5212cc) OHV V8 (16 Valve), 3.9063" Bore (Chrysler Eng.), 2 Bbl. "Eng. Code P31" 1960
(cont.)

QTY	VALVE SEAL (cont.)	YEARS	PART NO.	DESCRIPTION
8	Valve Stem Seal Bulk	60	ST-2002BC Std Only	Loc. Int.; Exc. Eng. w/double valve springs; Positive type; Installation requires valve guide machining; Carton of 100; (PLY) Polyacrylate
QTY	VALVE SEAT	YEARS	PART NO.	DESCRIPTION
8	Seat	60	245-1937-1 Std Only	Loc. Exh.; Use w/V-1389; 1.9425" OD, 1.6875" ID, 0.2480" Depth
8	Seat	60	245-1687-2 Std Only	Loc. Int.; Use w/V-1344; 1.6925" OD, 1.4375" ID, 0.2160" Depth
8	Seat	60	245-1687-2N Std Only	Loc. Int.; Use w/V-1344; Premium Material; 1.6925" OD, 1.4375" ID, 0.2160" Depth
QTY	VALVE, MISC	YEARS	PART NO.	DESCRIPTION
32	Keeper	60	VK-66 Std Only	2 groove
32	Keeper	60	VK-66R Std Only	2 groove; Hardened
32	Keeper	60	VK-174 Std Only	4 groove
32	Keeper	60	VK-174R Std Only	4 groove; Hardened
32	Keeper	60	VK-138A Std Only	w/.371" stem dia.; 1 groove; Square cut key groove; Carton pack 24
32	Keeper	60	VK-138 Std Only	w/.371" stem dia.; 1 groove; Square cut key groove; Carton pack 32
32	Keeper	60	VK-138R Std Only	w/.371" stem dia.; 1 groove; Square cut key groove; Hardened
32	Keeper, Bulk	60	VK-138B Std Only	w/.371" stem dia.; 1 groove; Square cut key groove; Carton of 1000
16	Spring Insert	60	259-103C Std Only	.015"; ID 1.030"; Carton of 100
16	Spring Insert	60	259-103B Std Only	.030"; ID 1.030"; Carton of 100
16	Spring Insert	60	259-103BRS Std Only	.030"; ID 1.030"; Carton of 500
16	Spring Insert	60	259-103A Std Only	.060"; ID 1.030"; Carton of 100
16	Spring Insert	60	259-103ARS Std Only	.060"; ID 1.030"; Carton of 500
8	Rotocap	60	RC-78S Std Only	Loc. Exh.
8	Rotocap	60	RC-78SB * Std Only	Loc. Exh.; Carton of 375
QTY	PISTON	YEARS	PART NO.	DESCRIPTION
8	Cast Piston	60	1061NP 30 30-40-60	VINTAGE; Cast; .9844" Pin Dia.; 2 Rings 5/64 Groove, 1 Ring 3/16 Groove, 1.790 CD, Recessed Head .090 deep w/2 valve reliefs
8	Cast Piston - Individual	60	W1061NP 30 * 30	Cast; .9844" Pin Dia.; 2 Rings 5/64 Groove, 1 Ring 3/16 Groove, 1.790 CD, Recessed Head .090 deep w/2 valve reliefs
8	Cast Piston - Individual	60	W1061P 40 40-60	VINTAGE; Cast; .9842" Pin Dia.; 2 Rings 5/64 Groove, 1 Ring 3/16 Groove, 1.790 CD, Recessed Head .090 deep x 3.000 dia. - 7.1:1 C.R.; Designed for full-float or press-in rod
8	Pin Bushing	60	2134Y	
8	Pin Bushing	60	2134Y20	VINTAGE; w/.020" extra bore stock
QTY	RINGS	YEARS	PART NO.	DESCRIPTION
1	Premium Set	60	E-178K Std-20-30-40-60	2-5/64, 1-3/16; Premium Moly
1	Standard Set	60	E-178X Std-20-30-40-60	2-5/64, 1-3/16; Iron
QTY	ENGINE BEARINGS	YEARS	PART NO.	DESCRIPTION
1	Main Set	60	5024MA Std-1-10-20-30	A-Series aluminum bearings; 3.530" max. flange OD; Pos. 1 upper brg. grooved
1	Rod Set	60	8-2130CP Std-1-10-20-30-40-50	8-2130CA 60 avail. as unplated & resizeable
1	Rod Set	60	8-2130CA 60 60	Unplated & resizeable
1	Rod Set	60	8-2130CP 10X2 10X2	Use in .002" O/S Rod Bore
8	Rod Pair	60	2130CP Std-1-2-10-20-30-40	
1	Cam Set	60	1451M Std Only	VINTAGE; .760" length ctr. brg.
QTY	GASKETS	YEARS	PART NO.	DESCRIPTION
1	Kit Gasket Set	60	260-1571	VINTAGE; Premium valve stem seals incl.
QTY	FREEZE PLUGS	YEARS	PART NO.	DESCRIPTION
1	Brass Block Plug Kit	60	381-8010	
1	Steel Block Plug Kit	60	381-4014	
1	Brass Deep Cup Freeze Plug	60	381-9001	VINTAGE; 1.625" Diameter
1	Brass Shallow Cup Freeze Plug	60	381-7110	1.250" Diameter
1	Steel Deep Cup Freeze Plug	60	381-3041	1.625" Diameter
1	Steel Deep Cup Freeze Plug	60	381-3054	19/32" Diameter
1	Steel Disc Type Freeze Plug	60	381-1020	1.875" Diameter
1	Steel Shallow Cup Freeze Plug	60	381-3099	1.250" Diameter

48 318 5.2L (5212cc) OHV V8 (16 Valve), 3.9063" Bore (Chrysler Eng.), 2 Bbl. "Eng. Code R31" 1961

QTY	TIMING	YEARS	PART NO.	DESCRIPTION
1	Timing Chain	61	222-348	VINTAGE; w/Mech. lifters; Silent type; 68 Links

(continued on next page)

Dodge Truck (Incl. SUV's)

318 5.2L (5212cc) OHV V8 (16 Valve), 3.9063" Bore (Chrysler Eng.), 2 Bbl. "Eng. Code R31" 1961 **48**
(cont.)

QTY	TIMING (cont.)	YEARS	PART NO.	DESCRIPTION
1	Timing Chain	61	222-160	w/Hyd. lifters; Double rlr.; 68 Links
1	Crank Sprocket	61	223-297	Double row; 23 Teeth
1	Crank Sprocket	61	223-274	VINTAGE; Use w/silent type chain; .750" wide sprocket; 23 Teeth
QTY	CAMSHAFT/LIFTER	YEARS	PART NO.	DESCRIPTION
16	Lifter	61	AT-2084 Std Only	VINTAGE; Dumbbell shaped mech.
16	Lifter, Bulk	61	AT-2084B Std Only	Dumbbell shaped mech.; Carton of 117
QTY	PUSH ROD	YEARS	PART NO.	DESCRIPTION
16	Push Rod	61	RP-3030 Std Only	VINTAGE; w/Mech. lifters; Ball & cup type ends; .360" dia. ball at one end; 8.7350" O.A.L.
QTY	VALVE	YEARS	PART NO.	DESCRIPTION
8	Exhaust	61	V-1389 Std Only	VINTAGE; w/Hyd. lifters; 2 groove; 1.5630" Head Dia., 0.3715" Stem Dia., 4.5390" O.A.L.
8	Exhaust	61	V-1343 Std Only	VINTAGE; w/Mech. lifters; 4 groove; 1.5630" Head Dia., 0.3715" Stem Dia., 4.5390" O.A.L.
8	Intake	61	V-1344 Std Only	VINTAGE; 2 groove; 1.8440" Head Dia., 0.3725" Stem Dia., 4.6000" O.A.L.
QTY	VALVE GUIDE	YEARS	PART NO.	DESCRIPTION
8	Guide	61	VG-5003 Std Only	Loc. Int.; 0.3740" ID, 3.0600" O.A.L.
QTY	VALVE SPRING	YEARS	PART NO.	DESCRIPTION
8	Spring	61	VS-510 Std Only	Loc. Exh.; w/Mech. lifters; 2.0000" Free Height
8	Spring	61	VS-510 Std Only	Loc. Int.; w/Mech. lifters; 2.0000" Free Height
8	Spring	61	VS-680 Std Only	VINTAGE; Loc. Exh.; w/Hyd. lifters; 1.8800" Free Height
QTY	VALVE SEAL	YEARS	PART NO.	DESCRIPTION
8	Valve Stem Seal	61	ST-2002 Std Only	Loc. Exh.; Exc. Eng. w/double valve springs; Installation requires valve guide machining; (PLY) Polyacrylate
8	Valve Stem Seal	61	MV-1918 Std Only	Loc. Exh.; Umbrella type; (VTN) Viton®
8	Valve Stem Seal	61	ST-2002 Std Only	Loc. Int.; Exc. Eng. w/double valve springs; Installation requires valve guide machining; (PLY) Polyacrylate
8	Valve Stem Seal Bulk	61	ST-2002BC Std Only	Loc. Exh.; Exc. Eng. w/double valve springs; Positive type; Installation requires valve guide machining; Carton of 100; (PLY) Polyacrylate
8	Valve Stem Seal Bulk	61	ST-2002BC Std Only	Loc. Int.; Exc. Eng. w/double valve springs; Positive type; Installation requires valve guide machining; Carton of 100; (PLY) Polyacrylate
QTY	VALVE SEAT	YEARS	PART NO.	DESCRIPTION
8	Seat	61	245-1937-1 Std Only	Loc. Exh.; Use w/V-1389; 1.9425" OD, 1.6875" ID, 0.2480" Depth
8	Seat	61	245-1687-2 Std Only	Loc. Int.; Use w/V-1344; 1.6925" OD, 1.4375" ID, 0.2160" Depth
8	Seat	61	245-1687-2N Std Only	Loc. Int.; Use w/V-1344; Premium Material; 1.6925" OD, 1.4375" ID, 0.2160" Depth
QTY	VALVE, MISC	YEARS	PART NO.	DESCRIPTION
32	Keeper	61	VK-66 Std Only	2 groove
32	Keeper	61	VK-66R Std Only	2 groove; Hardened
32	Keeper	61	VK-174 Std Only	4 groove
32	Keeper	61	VK-174R Std Only	4 groove; Hardened
32	Keeper	61	VK-138A Std Only	w/.371" stem dia.; 1 groove; Square cut key groove; Carton pack 24
32	Keeper	61	VK-138 Std Only	w/.371" stem dia.; 1 groove; Square cut key groove; Carton pack 32
32	Keeper	61	VK-138R Std Only	w/.371" stem dia.; 1 groove; Square cut key groove; Hardened
32	Keeper, Bulk	61	VK-138B Std Only	w/.371" stem dia.; 1 groove; Square cut key groove; Carton of 1000
16	Spring Insert	61	259-103C Std Only	.015"; ID 1.030"; Carton of 100
16	Spring Insert	61	259-103B Std Only	.030"; ID 1.030"; Carton of 100
16	Spring Insert	61	259-103BRS Std Only	.030"; ID 1.030"; Carton of 500
16	Spring Insert	61	259-103A Std Only	.060"; ID 1.030"; Carton of 100
16	Spring Insert	61	259-103ARS Std Only	.060"; ID 1.030"; Carton of 500
8	Rotocap	61	RC-78S Std Only	Loc. Exh.
8	Rotocap	61	RC-78SB * Std Only	Loc. Exh.; Carton of 375
QTY	PISTON	YEARS	PART NO.	DESCRIPTION
8	Cast Piston	61	1061NP 30 30-40-60	VINTAGE; Cast; .9844" Pin Dia.; 2 Rings 5/64 Groove, 1 Ring 3/16 Groove, 1.790 CD, Recessed Head .090 deep w/2 valve reliefs
8	Cast Piston - Individual	61	W1061NP 30 * 30	Cast; .9844" Pin Dia.; 2 Rings 5/64 Groove, 1 Ring 3/16 Groove, 1.790 CD, Recessed Head .090 deep w/2 valve reliefs

VALVE TRAIN

VALVE TRAIN

(continued on next page)

Dodge Truck (Incl. SUV's)

48 318 5.2L (5212cc) OHV V8 (16 Valve), 3.9063" Bore (Chrysler Eng.), 2 Bbl. "Eng. Code R31" 1961
(cont.)

QTY	PISTON (cont.)	YEARS	PART NO.	DESCRIPTION
8	Cast Piston - Individual	61	W1061P 40 40-60	VINTAGE; Cast; .9842" Pin Dia.; 2 Rings 5/64 Groove, 1 Ring 3/16 Groove, 1.790 CD, Recessed Head .090 deep x 3.000 dia. - 7.1:1 C.R.; Designed for full-float or press-in rod
8	Pin Bushing	61	2134Y	
8	Pin Bushing	61	2134Y20	VINTAGE; w/.020" extra bore stock
QTY	RINGS	YEARS	PART NO.	DESCRIPTION
1	Premium Set	61	E-178K Std-20-30-40-60	2-5/64, 1-3/16; Premium Moly
1	Standard Set	61	E-178X Std-20-30-40-60	2-5/64, 1-3/16; Iron
QTY	ENGINE BEARINGS	YEARS	PART NO.	DESCRIPTION
1	Main Set	61	5024MA Std-1-10-20-30	A-Series aluminum bearings ; 3.530" max. flange OD; Pos. 1 upper brg. grooved
1	Rod Set	61	8-2130CP Std-1-10-20-30-40-50	8-2130CA 60 avail. as unplated & resizeable
1	Rod Set	61	8-2130CA 60 60	Unplated & resizeable
1	Rod Set	61	8-2130CP 10X2 10X2	Use in .002" O/S Rod Bore
8	Rod Pair	61	2130CP Std-1-2-10-20-30-40	
1	Cam Set	61	1451M Std Only	VINTAGE; .760" length ctr. brg.
QTY	GASKETS	YEARS	PART NO.	DESCRIPTION
1	Kit Gasket Set	61	260-1571	VINTAGE; Premium valve stem seals incl.
QTY	FREEZE PLUGS	YEARS	PART NO.	DESCRIPTION
1	Brass Block Plug Kit	61	381-8010	
1	Steel Block Plug Kit	61	381-4014	
1	Brass Deep Cup Freeze Plug	61	381-9001	VINTAGE; 1.625" Diameter
1	Brass Shallow Cup Freeze Plug	61	381-7110	1.250" Diameter
1	Steel Deep Cup Freeze Plug	61	381-3041	1.625" Diameter
1	Steel Deep Cup Freeze Plug	61	381-3054	19/32" Diameter
1	Steel Disc Type Freeze Plug	61	381-1020	1.875" Diameter
1	Steel Shallow Cup Freeze Plug	61	381-3099	1.250" Diameter

49 318 5.2L (5212cc) OHV V8 (16 Valve), 3.9063" Bore (Chrysler Eng.), 2 Bbl. "Eng. Code S31" 1962

QTY	TIMING	YEARS	PART NO.	DESCRIPTION
1	Timing Chain	62	222-348	VINTAGE; w/Mech. lifters; Silent type; 68 Links
1	Timing Chain	62	222-160	w/Hyd. lifters; Double rlr.; 68 Links
1	Crank Sprocket	62	223-297	Double row; 23 Teeth
1	Crank Sprocket	62	223-274	VINTAGE; Use w/silent type chain; .750" wide sprocket; 23 Teeth
QTY	CAMSHAFT/LIFTER	YEARS	PART NO.	DESCRIPTION
16	Lifter	62	AT-2084 Std Only	VINTAGE; Dumbbell shaped mech.
16	Lifter, Bulk	62	AT-2084B Std Only	Dumbbell shaped mech.; Carton of 117
QTY	PUSH ROD	YEARS	PART NO.	DESCRIPTION
16	Push Rod	62	RP-3030 Std Only	VINTAGE; w/Mech. lifters; Ball & cup type ends; .360" dia. ball at one end; 8.7350" O.A.L.
QTY	VALVE	YEARS	PART NO.	DESCRIPTION
8	Exhaust	62	V-1389 Std Only	VINTAGE; w/Hyd. lifters; 2 groove; 1.5630" Head Dia., 0.3715" Stem Dia., 4.5390" O.A.L.
8	Exhaust	62	V-1343 Std Only	VINTAGE; w/Mech. lifters; 4 groove; 1.5630" Head Dia., 0.3715" Stem Dia., 4.5390" O.A.L.
8	Intake	62	V-1344 Std Only	VINTAGE; 2 groove; 1.8440" Head Dia., 0.3725" Stem Dia., 4.6000" O.A.L.
QTY	VALVE GUIDE	YEARS	PART NO.	DESCRIPTION
8	Guide	62	VG-5003 Std Only	Loc. Int.; 0.3740" ID, 3.0600" O.A.L.
QTY	VALVE SPRING	YEARS	PART NO.	DESCRIPTION
8	Spring	62	VS-510 Std Only	Loc. Exh.; w/Mech. lifters; 2.0000" Free Height
8	Spring	62	VS-510 Std Only	Loc. Int.; w/Mech. lifters; 2.0000" Free Height
8	Spring	62	VS-680 Std Only	VINTAGE; Loc. Exh.; w/Hyd. lifters; 1.8800" Free Height
QTY	VALVE SEAL	YEARS	PART NO.	DESCRIPTION
8	Valve Stem Seal	62	ST-2002 Std Only	Loc. Exh.; Exc. Eng. w/double valve springs; Installation requires valve guide machining; (PLY) Polyacrylate
8	Valve Stem Seal	62	MV-1918 Std Only	Loc. Exh.; Umbrella type; (VTN) Viton®
8	Valve Stem Seal	62	ST-2002 Std Only	Loc. Int.; Exc. Eng. w/double valve springs; Installation requires valve guide machining; (PLY) Polyacrylate
8	Valve Stem Seal Bulk	62	ST-2002BC Std Only	Loc. Exh.; Exc. Eng. w/double valve springs; Positive type; Installation requires valve guide machining; Carton of 100; (PLY) Polyacrylate
8	Valve Stem Seal Bulk	62	ST-2002BC Std Only	Loc. Int.; Exc. Eng. w/double valve springs; Positive type; Installation requires valve guide machining; Carton of 100; (PLY) Polyacrylate

(continued on next page)

Dodge Truck (Incl. SUV's)

318 5.2L (5212cc) OHV V8 (16 Valve), 3.9063" Bore (Chrysler Eng.), 2 Bbl. "Eng. Code S31" 1962 **49**
(cont.)

QTY	VALVE SEAT	YEARS	PART NO.	DESCRIPTION
8	Seat	62	245-1937-1 Std Only	Loc. Exh.; Use w/V-1389; 1.9425" OD, 1.6875" ID, 0.2480" Depth
8	Seat	62	245-1687-2 Std Only	Loc. Int.; Use w/V-1344; 1.6925" OD, 1.4375" ID, 0.2160" Depth
8	Seat	62	245-1687-2N Std Only	Loc. Int.; Use w/V-1344; Premium Material; 1.6925" OD, 1.4375" ID, 0.2160" Depth
QTY	VALVE, MISC	YEARS	PART NO.	DESCRIPTION
32	Keeper	62	VK-66 Std Only	2 groove
32	Keeper	62	VK-66R Std Only	2 groove; Hardened
32	Keeper	62	VK-174 Std Only	4 groove
32	Keeper	62	VK-174R Std Only	4 groove; Hardened
32	Keeper	62	VK-138A Std Only	w/.371" stem dia.; 1 groove; Square cut key groove; Carton pack 24
32	Keeper	62	VK-138 Std Only	w/.371" stem dia.; 1 groove; Square cut key groove; Carton pack 32
32	Keeper	62	VK-138R Std Only	w/.371" stem dia.; 1 groove; Square cut key groove; Hardened
32	Keeper, Bulk	62	VK-138B Std Only	w/.371" stem dia.; 1 groove; Square cut key groove; Carton of 1000
16	Spring Insert	62	259-103C Std Only	.015"; ID 1.030"; Carton of 100
16	Spring Insert	62	259-103B Std Only	.030"; ID 1.030"; Carton of 100
16	Spring Insert	62	259-103BRS Std Only	.030"; ID 1.030"; Carton of 500
16	Spring Insert	62	259-103A Std Only	.060"; ID 1.030"; Carton of 100
16	Spring Insert	62	259-103ARS Std Only	.060"; ID 1.030"; Carton of 500
8	Rotocap	62	RC-78S Std Only	Loc. Exh.
8	Rotocap	62	RC-78SB * Std Only	Loc. Exh.; Carton of 375
QTY	PISTON	YEARS	PART NO.	DESCRIPTION
8	Cast Piston	62	1061NP 30 30-40-60	VINTAGE; Cast; .9844" Pin Dia.; 2 Rings 5/64 Groove, 1 Ring 3/16 Groove, 1.790 CD, Recessed Head .090 deep w/2 valve reliefs
8	Cast Piston - Individual	62	W1061NP 30 * 30	Cast; .9844" Pin Dia.; 2 Rings 5/64 Groove, 1 Ring 3/16 Groove, 1.790 CD, Recessed Head .090 deep w/2 valve reliefs
8	Cast Piston - Individual	62	W1061P 40 40-60	VINTAGE; Cast; .9842" Pin Dia.; 2 Rings 5/64 Groove, 1 Ring 3/16 Groove, 1.790 CD, Recessed Head .090 deep x 3.000 dia. - 7.1:1 C.R.; Designed for full-float or press-in rod
8	Pin Bushing	62	2134Y	
8	Pin Bushing	62	2134Y20	VINTAGE; w/.020" extra bore stock
QTY	RINGS	YEARS	PART NO.	DESCRIPTION
1	Premium Set	62	E-178K Std-20-30-40-60	2-5/64, 1-3/16; Premium Moly
1	Standard Set	62	E-178X Std-20-30-40-60	2-5/64, 1-3/16; Iron
QTY	ENGINE BEARINGS	YEARS	PART NO.	DESCRIPTION
1	Main Set	62	5024MA Std-1-10-20-30	A-Series aluminum bearings; 3.530" max. flange OD; Pos. 1 upper brg. grooved
1	Rod Set	62	8-2130CP Std-1-10-20-30-40-50	8-2130CA 60 avail. as unplated & resizeable
1	Rod Set	62	8-2130CA 60 60	Unplated & resizeable
1	Rod Set	62	8-2130CP 10X2 10X2	Use in .002" O/S Rod Bore
8	Rod Pair	62	2130CP Std-1-2-10-20-30-40	
1	Cam Set	62	1451M Std Only	VINTAGE; .760" length ctr. brg.
QTY	OIL PUMP	YEARS	PART NO.	DESCRIPTION
1	Oil Pump	62	224-4166	
1	Oil Pump	62	224-4166V	High Volume, check pan for clearance
1	Inter. Shaft	62	224-6166	
QTY	GASKETS	YEARS	PART NO.	DESCRIPTION
1	Kit Gasket Set	62	260-1571	VINTAGE; Premium valve stem seals incl.
QTY	FREEZE PLUGS	YEARS	PART NO.	DESCRIPTION
1	Brass Block Plug Kit	62	381-8010	
1	Steel Block Plug Kit	62	381-4014	
1	Brass Deep Cup Freeze Plug	62	381-9001	VINTAGE; 1.625" Diameter
1	Brass Shallow Cup Freeze Plug	62	381-7110	1.250" Diameter
1	Steel Deep Cup Freeze Plug	62	381-3041	1.625" Diameter
1	Steel Deep Cup Freeze Plug	62	381-3054	1.932" Diameter
1	Steel Disc Type Freeze Plug	62	381-1020	1.875" Diameter
1	Steel Shallow Cup Freeze Plug	62	381-3099	1.250" Diameter

318 5.2L (5212cc) OHV V8 (16 Valve), 3.9063" Bore (Chrysler Eng.), 2 Bbl. "Eng. Code T31" 1963 **50**

QTY	TIMING	YEARS	PART NO.	DESCRIPTION
1	Timing Chain	63	222-348	VINTAGE; w/Mech. lifters; Silent type; 68 Links

(continued on next page)

* New Item — Check For Availability

Dodge Truck (Incl. SUV's)

50 318 5.2L (5212cc) OHV V8 (16 Valve), 3.9063" Bore (Chrysler Eng.), 2 Bbl. "Eng. Code T31" 1963

(cont.)

QTY	TIMING (cont.)	YEARS	PART NO.	DESCRIPTION
1	Timing Chain	63	222-160	w/Hyd. lifters; Double rlr.; 68 Links
1	Crank Sprocket	63	223-297	Double row; 23 Teeth
1	Crank Sprocket	63	223-274	VINTAGE; Use w/silent type chain; .750" wide sprocket; 23 Teeth
QTY	CAMSHAFT/LIFTER	YEARS	PART NO.	DESCRIPTION
16	Lifter	63	AT-2084 Std Only	VINTAGE; Dumbbell shaped mech.
16	Lifter, Bulk	63	AT-2084B Std Only	Dumbbell shaped mech.; Carton of 117
QTY	PUSH ROD	YEARS	PART NO.	DESCRIPTION
16	Push Rod	63	RP-3120 Std Only	VINTAGE; .230" dia. ball tapered end; .312" dia. ball opposite end; 7.6040" O.A.L.
16	Push Rod	63	RP-3030 Std Only	VINTAGE; w/Mech. lifters; Ball & cup type ends; .360" dia. ball at one end; 8.7350" O.A.L.
QTY	ROCKER PARTS	YEARS	PART NO.	DESCRIPTION
8	Arm	63	R-861 Std Only	Loc. L.H.; w/Hyd. lifters
8	Arm	63	R-862 Std Only	Loc. R.H.; w/Hyd. lifters
8	Arm, Bulk	63	R-861B Std Only	Loc. L.H.; w/Hyd. lifters; Carton of 64
8	Arm, Bulk	63	R-862B Std Only	Loc. R.H.; w/Hyd. lifters; Carton of 64
2	Rocker Shaft	63	RS-626 Std Only	
QTY	VALVE	YEARS	PART NO.	DESCRIPTION
8	Exhaust	63	V-1389 Std Only	VINTAGE; w/Hyd. lifters; 2 groove; 1.5630" Head Dia., 0.3715" Stem Dia., 4.5390" O.A.L.
8	Exhaust	63	V-1343 Std Only	VINTAGE; w/Mech. lifters; 4 groove; 1.5630" Head Dia., 0.3715" Stem Dia., 4.5390" O.A.L.
8	Intake	63	V-1344 Std Only	VINTAGE; 2 groove; 1.8440" Head Dia., 0.3725" Stem Dia., 4.6000" O.A.L.
QTY	VALVE GUIDE	YEARS	PART NO.	DESCRIPTION
8	Guide	63	VG-5003 Std Only	Loc. Int.; 0.3740" ID, 3.0600" O.A.L.
QTY	VALVE SPRING	YEARS	PART NO.	DESCRIPTION
8	Spring	63	VS-510 Std Only	Loc. Exh.; w/Mech. lifters; 2.0000" Free Height
8	Spring	63	VS-510 Std Only	Loc. Int.; w/Mech. lifters; 2.0000" Free Height
8	Spring	63	VS-680 Std Only	VINTAGE; Loc. Exh.; w/Hyd. lifters; 1.8800" Free Height
QTY	VALVE SEAL	YEARS	PART NO.	DESCRIPTION
8	Valve Stem Seal	63	ST-2002 Std Only	Loc. Exh.; Exc. Eng. w/double valve springs; Installation requires valve guide machining; (PLY) Polyacrylate
8	Valve Stem Seal	63	MV-1918 Std Only	Loc. Exh.; Umbrella type; (VTN) Viton®
8	Valve Stem Seal	63	ST-2002 Std Only	Loc. Int.; Exc. Eng. w/double valve springs; Installation requires valve guide machining; (PLY) Polyacrylate
8	Valve Stem Seal Bulk	63	ST-2002BC Std Only	Loc. Exh.; Exc. Eng. w/double valve springs; Positive type; Installation requires valve guide machining; Carton of 100; (PLY) Polyacrylate
8	Valve Stem Seal Bulk	63	ST-2002BC Std Only	Loc. Int.; Exc. Eng. w/double valve springs; Positive type; Installation requires valve guide machining; Carton of 100; (PLY) Polyacrylate
QTY	VALVE SEAT	YEARS	PART NO.	DESCRIPTION
8	Seat	63	245-1937-1 Std Only	Loc. Exh.; Use w/V-1389; 1.9425" OD, 1.6875" ID, 0.2480" Depth
8	Seat	63	245-1687-2 Std Only	Loc. Int.; Use w/V-1344; 1.6925" OD, 1.4375" ID, 0.2160" Depth
8	Seat	63	245-1687-2N Std Only	Loc. Int.; Use w/V-1344; Premium Material; 1.6925" OD, 1.4375" ID, 0.2160" Depth
QTY	VALVE, MISC	YEARS	PART NO.	DESCRIPTION
32	Keeper	63	VK-66 Std Only	2 groove
32	Keeper	63	VK-66R Std Only	2 groove; Hardened
32	Keeper	63	VK-174 Std Only	4 groove
32	Keeper	63	VK-174R Std Only	4 groove; Hardened
32	Keeper	63	VK-138A Std Only	w/.371" stem dia.; 1 groove; Square cut key groove; Carton pack 24
32	Keeper	63	VK-138 Std Only	w/.371" stem dia.; 1 groove; Square cut key groove; Carton pack 32
32	Keeper	63	VK-138R Std Only	w/.371" stem dia.; 1 groove; Square cut key groove; Hardened
32	Keeper, Bulk	63	VK-138B Std Only	w/.371" stem dia.; 1 groove; Square cut key groove; Carton of 1000
16	Spring Insert	63	259-103C Std Only	.015"; ID 1.030"; Carton of 100
16	Spring Insert	63	259-103B Std Only	.030"; ID 1.030"; Carton of 100
16	Spring Insert	63	259-103BRS Std Only	.030"; ID 1.030"; Carton of 500
16	Spring Insert	63	259-103A Std Only	.060"; ID 1.030"; Carton of 100
16	Spring Insert	63	259-103ARS Std Only	.060"; ID 1.030"; Carton of 500
8	Rotocap	63	RC-78S Std Only	Loc. Exh.

VALVE TRAIN

VALVE TRAIN

(continued on next page)

Dodge Truck (Incl. SUV's)

318 5.2L (5212cc) OHV V8 (16 Valve), 3.9063" Bore (Chrysler Eng.), 2 Bbl. "Eng. Code T31" 1963 50
(cont.)

QTY	VALVE, MISC (cont.)	YEARS	PART NO.	DESCRIPTION
8	Rotocap	63	RC-78SB * Std Only	Loc. Exh.; Carton of 375
QTY	PISTON	YEARS	PART NO.	DESCRIPTION
8	Cast Piston	63	1061NP 30 30-40-60	VINTAGE; Cast; .9844" Pin Dia.; 2 Rings 5/64 Groove, 1 Ring 3/16 Groove, 1.790 CD, Recessed Head .090 deep w/2 valve reliefs
8	Cast Piston - Individual	63	W1061NP 30 * 30	Cast; .9844" Pin Dia.; 2 Rings 5/64 Groove, 1 Ring 3/16 Groove, 1.790 CD, Recessed Head .090 deep w/2 valve reliefs
8	Cast Piston - Individual	63	W1061P 40 40-60	VINTAGE; Cast; .9842" Pin Dia.; 2 Rings 5/64 Groove, 1 Ring 3/16 Groove, 1.790 CD, Recessed Head .090 deep x 3.000 dia. - 7.1:1 C.R.; Designed for full-float or press-in rod
8	Pin Bushing	63	2134Y	
8	Pin Bushing	63	2134Y20	VINTAGE; w/.020" extra bore stock
QTY	RINGS	YEARS	PART NO.	DESCRIPTION
1	Premium Set	63	E-178K Std-20-30-40-60	2-5/64, 1-3/16; Premium Moly
1	Standard Set	63	E-178X Std-20-30-40-60	2-5/64, 1-3/16; Iron
QTY	ENGINE BEARINGS	YEARS	PART NO.	DESCRIPTION
1	Main Set	63	5024MA Std-1-10-20-30	A-Series aluminum bearings ; 3.530" max. flange OD; Pos. 1 upper brg. grooved
1	Rod Set	63	8-2130CP Std-1-10-20-30-40-50	8-2130CA 60 avail. as unplated & resizeable
1	Rod Set	63	8-2130CA 60 60	Unplated & resizeable
1	Rod Set	63	8-2130CP 10X2 10X2	Use in .002" O/S Rod Bore
8	Rod Pair	63	2130CP Std-1-2-10-20-30-40	
1	Cam Set	63	1451M Std Only	VINTAGE; .760" length ctr. brg.
QTY	OIL PUMP	YEARS	PART NO.	DESCRIPTION
1	Oil Pump	63	224-4166	
1	Oil Pump	63	224-4166V	High Volume, check pan for clearance
1	Inter. Shaft	63	224-6166	
QTY	GASKETS	YEARS	PART NO.	DESCRIPTION
1	Kit Gasket Set	63	260-1571	VINTAGE; Premium valve stem seals incl.
QTY	FREEZE PLUGS	YEARS	PART NO.	DESCRIPTION
1	Brass Block Plug Kit	63	381-8010	
1	Steel Block Plug Kit	63	381-4014	
1	Brass Deep Cup Freeze Plug	63	381-9001	VINTAGE; 1.625" Diameter
1	Brass Shallow Cup Freeze Plug	63	381-7110	1.250" Diameter
1	Steel Deep Cup Freeze Plug	63	381-3041	1.625" Diameter
1	Steel Deep Cup Freeze Plug	63	381-3054	1.932" Diameter
1	Steel Disc Type Freeze Plug	63	381-1020	1.875" Diameter
1	Steel Shallow Cup Freeze Plug	63	381-3099	1.250" Diameter

318 5.2L (5212cc) OHV V8 (16 Valve), 3.9063" Bore (Chrysler Eng.), 2 Bbl. "Eng. Code V31" 1964 51

QTY	TIMING	YEARS	PART NO.	DESCRIPTION
1	Timing Chain	64	222-348	VINTAGE; w/Mech. lifters; Silent type; 68 Links
1	Timing Chain	64	222-160	w/Hyd. lifters; Double rlr.; 68 Links
1	Crank Sprocket	64	223-297	Double row; 23 Teeth
1	Crank Sprocket	64	223-274	VINTAGE; Use w/silent type chain; .750" wide sprocket; 23 Teeth
QTY	CAMSHAFT/LIFTER	YEARS	PART NO.	DESCRIPTION
16	Lifter	64	AT-2084 Std Only	VINTAGE; Dumbbell shaped mech.
16	Lifter, Bulk	64	AT-2084B Std Only	Dumbbell shaped mech.; Carton of 117
QTY	PUSH ROD	YEARS	PART NO.	DESCRIPTION
16	Push Rod	64	RP-3120 Std Only	VINTAGE; .230" dia. ball tapered end; .312" dia. ball opposite end; 7.6040" O.A.L.
16	Push Rod	64	RP-3030 Std Only	VINTAGE; w/Mech. lifters; Ball & cup type ends; .360" dia. ball at one end; 8.7350" O.A.L.
QTY	ROCKER PARTS	YEARS	PART NO.	DESCRIPTION
8	Arm	64	R-861 Std Only	Loc. L.H.; w/Hyd. lifters
8	Arm	64	R-862 Std Only	Loc. R.H.; w/Hyd. lifters
8	Arm, Bulk	64	R-861B Std Only	Loc. L.H.; w/Hyd. lifters; Carton of 64
8	Arm, Bulk	64	R-862B Std Only	Loc. R.H.; w/Hyd. lifters; Carton of 64
2	Rocker Shaft	64	RS-626 Std Only	
QTY	VALVE	YEARS	PART NO.	DESCRIPTION
8	Exhaust	64	V-1389 Std Only	VINTAGE; w/Hyd. lifters; 2 groove; 1.5630" Head Dia., 0.3715" Stem Dia., 4.5390" O.A.L.
8	Exhaust	64	V-1343 Std Only	VINTAGE; w/Mech. lifters; 4 groove; 1.5630" Head Dia., 0.3715" Stem Dia., 4.5390" O.A.L.

(continued on next page)

Dodge Truck (Incl. SUV's)

51 318 5.2L (5212cc) OHV V8 (16 Valve), 3.9063" Bore (Chrysler Eng.), 2 Bbl. "Eng. Code V31" 1964

(cont.)

QTY	VALVE (cont.)	YEARS	PART NO.	DESCRIPTION
8	Intake	64	V-1344 Std Only	VINTAGE; 2 groove; 1.8440" Head Dia., 0.3725" Stem Dia., 4.6000" O.A.L.
8	VALVE GUIDE Guide	64	VG-5003 Std Only	Loc. Int.; 0.3740" ID, 3.0600" O.A.L
8	VALVE SPRING Spring	64	VS-510 Std Only	Loc. Exh.; w/Mech. lifters; 2.0000" Free Height
8	Spring	64	VS-510 Std Only	Loc. Int.; w/Mech. lifters; 2.0000" Free Height
8	Spring	64	VS-680 Std Only	VINTAGE; Loc. Exh.; w/Hyd. lifters; 1.8800" Free Height
8	VALVE SEAL Valve Stem Seal	64	ST-2002 Std Only	Loc. Exh.; Exc. Eng. w/double valve springs; Installation requires valve guide machining; (PLY) Polyacrylate
8	Valve Stem Seal	64	MV-1918 Std Only	Loc. Exh.; Umbrella type; (VTN) Viton®
8	Valve Stem Seal	64	ST-2002 Std Only	Loc. Int.; Exc. Eng. w/double valve springs; Installation requires valve guide machining; (PLY) Polyacrylate
8	Valve Stem Seal Bulk	64	ST-2002BC Std Only	Loc. Exh.; Exc. Eng. w/double valve springs; Positive type; Installation requires valve guide machining; Carton of 100; (PLY) Polyacrylate
8	Valve Stem Seal Bulk	64	ST-2002BC Std Only	Loc. Int.; Exc. Eng. w/double valve springs; Positive type; Installation requires valve guide machining; Carton of 100; (PLY) Polyacrylate
8	VALVE SEAT Seat	64	245-1937-1 Std Only	Loc. Exh.; Use w/V-1389; 1.9425" OD, 1.6875" ID, 0.2480" Depth
8	Seat	64	245-1687-2 Std Only	Loc. Int.; Use w/V-1344; 1.6925" OD, 1.4375" ID, 0.2160" Depth
8	Seat	64	245-1687-2N Std Only	Loc. Int.; Use w/V-1344; Premium Material; 1.6925" OD, 1.4375" ID, 0.2160" Depth
32	VALVE, MISC Keeper	64	VK-66 Std Only	2 groove
32	Keeper	64	VK-66R Std Only	2 groove; Hardened
32	Keeper	64	VK-174 Std Only	4 groove
32	Keeper	64	VK-174R Std Only	4 groove; Hardened
32	Keeper	64	VK-138A Std Only	w/.371" stem dia.; 1 groove; Square cut key groove; Carton pack 24
32	Keeper	64	VK-138 Std Only	w/.371" stem dia.; 1 groove; Square cut key groove; Carton pack 32
32	Keeper	64	VK-138R Std Only	w/.371" stem dia.; 1 groove; Square cut key groove; Hardened
32	Keeper, Bulk	64	VK-138B Std Only	w/.371" stem dia.; 1 groove; Square cut key groove; Carton of 1000
16	Spring Insert	64	259-103C Std Only	.015"; ID 1.030"; Carton of 100
16	Spring Insert	64	259-103B Std Only	.030"; ID 1.030"; Carton of 100
16	Spring Insert	64	259-103BRS Std Only	.030"; ID 1.030"; Carton of 500
16	Spring Insert	64	259-103A Std Only	.060"; ID 1.030"; Carton of 100
16	Spring Insert	64	259-103ARS Std Only	.060"; ID 1.030"; Carton of 500
8	Rotocap	64	RC-78S Std Only	Loc. Exh.
8	Rotocap	64	RC-78SB * Std Only	Loc. Exh.; Carton of 375
8	PISTON Cast Piston	64	1061NP 30 30-40-60	VINTAGE; Cast; .9844" Pin Dia.; 2 Rings 5/64 Groove, 1 Ring 3/16 Groove, 1.790 CD, Recessed Head .090 deep w/2 valve reliefs
8	Cast Piston - Individual	64	W1061NP 30 * 30	Cast; .9844" Pin Dia.; 2 Rings 5/64 Groove, 1 Ring 3/16 Groove, 1.790 CD, Recessed Head .090 deep w/2 valve reliefs
8	Cast Piston - Individual	64	W1061P 40 40-60	VINTAGE; Cast; .9842" Pin Dia.; 2 Rings 5/64 Groove, 1 Ring 3/16 Groove, 1.790 CD, Recessed Head .090 deep x 3.000 dia. - 7.1:1 C.R.; Designed for full-float or press-in rod
8	Pin Bushing	64	2134Y	
8	Pin Bushing	64	2134Y20	VINTAGE; w/.020" extra bore stock
1	RINGS Premium Set	64	E-178K Std-20-30-40-60	2-5/64, 1-3/16; Premium Moly
1	Standard Set	64	E-178X Std-20-30-40-60	2-5/64, 1-3/16; Iron
1	ENGINE BEARINGS Main Set	64	5024MA Std-1-10-20-30	A-Series aluminum bearings ; 3.530" max. flange OD; Pos. 1 upper brg. grooved
1	Rod Set	64	8-2130CP Std-1-10-20-30-40-50	8-2130CA 60 avail. as unplated & resizeable
1	Rod Set	64	8-2130CA 60 60	Unplated & resizeable
1	Rod Set	64	8-2130CP 10X2 10X2	Use in .002" O/S Rod Bore

VALVE TRAIN

VALVE TRAIN

BLOCK

BLOCK

(continued on next page)

Dodge Truck (Incl. SUV's)

318 5.2L (5212cc) OHV V8 (16 Valve), 3.9063" Bore (Chrysler Eng.), 2 Bbl. "Eng. Code V31" 1964 **51**
(cont.)

QTY	ENGINE BEARINGS				DESCRIPTION
	(cont.)	YEARS	PART NO.		
8	Rod Pair	64	2130CP	Std-1-2-10-20-30-40	VINTAGE; .760" length ctr. brg.
1	Cam Set	64	1451M	Std Only	
QTY	OIL PUMP				DESCRIPTION
		YEARS	PART NO.		
1	Oil Pump	64	224-4166		High Volume, check pan for clearance Fargo A100 Van Base
1	Oil Pump	64	224-4166V		
1	Inter. Shaft	64	224-6166		
1	Screen Assy.	64	224-1166		
QTY	GASKETS				DESCRIPTION
		YEARS	PART NO.		
1	Kit Gasket Set	64	260-1571		VINTAGE; Premium valve stem seals incl.
QTY	FREEZE PLUGS				DESCRIPTION
		YEARS	PART NO.		
1	Brass Block Plug Kit	64	381-8010		VINTAGE; 1.625" Diameter 1.250" Diameter 1.625" Diameter 19/32" Diameter 1.875" Diameter 1.250" Diameter
1	Steel Block Plug Kit	64	381-4014		
1	Brass Deep Cup Freeze Plug	64	381-9001		
1	Brass Shallow Cup Freeze Plug	64	381-7110		
1	Steel Deep Cup Freeze Plug	64	381-3041		
1	Steel Deep Cup Freeze Plug	64	381-3054		
1	Steel Disc Type Freeze Plug	64	381-1020		
1	Steel Shallow Cup Freeze Plug	64	381-3099		

331 5.4L (5425cc) OHV V8 (16 Valve) (Chrysler), 3.8125" Bore (Chrysler Eng.), 2 Bbl. 1956-1954 **52**

QTY	CAMSHAFT/LIFTER				DESCRIPTION
		YEARS	PART NO.		
16	Lifter	56-54	HT-812	Std Only	VINTAGE; Hyd.; 1.830" - 1.860" Length
16	Lifter, Bulk	56-54	HT-812B	Std Only	VINTAGE; Hyd.; Carton of 117; 1.830" - 1.860" Length
QTY	VALVE SEAL				DESCRIPTION
		YEARS	PART NO.		
16	Valve Stem Seal	56-54	MV-1771C	Std Only	Umbrella type; (PLY) Polyacrylate
16	Valve Stem Seal Bulk	56-54	MV-1771	Std Only	Umbrella type; Carton of 100; (PLY) Polyacrylate
QTY	VALVE, MISC				DESCRIPTION
		YEARS	PART NO.		
16	Keeper	56	VK-66	Std Only	Loc. Exh.; 2 groove
16	Keeper	56	VK-66R	Std Only	Loc. Exh.; 2 groove; Hardened
16	Keeper	56	VK-174	Std Only	Loc. Int.; 4 groove
16	Keeper	56	VK-174R	Std Only	Loc. Int.; 4 groove; Hardened
8	Keeper	55-54	VK-66	Std Only	Loc. Exh.; 2 groove
8	Keeper	55-54	VK-66R	Std Only	Loc. Exh.; 2 groove; Hardened
8	Keeper	55-54	VK-66	Std Only	Loc. Int.; 2 groove
8	Keeper	55-54	VK-66R	Std Only	Loc. Int.; 2 groove; Hardened
QTY	PISTON				DESCRIPTION
		YEARS	PART NO.		
8	Pin Bushing	56-54	1804V		VINTAGE
QTY	SLEEVE				DESCRIPTION
		YEARS	PART NO.		
8	Repair Sleeve	56-54	SL-93M	Std Only	VINTAGE; 3/32" wall, must be cut to correct length

360 5.9L (5900cc) OHV V8 (16 Valve), 4" Bore (Chrysler Eng.), 2 Bbl. "VIN F" 1980-1971 **53**

QTY	TIMING				DESCRIPTION
		YEARS	PART NO.		
1	3 Piece Set	80-72	KT3-160S		Incl. double rlr. type chain; (1) 222-160; (1) 223-297; (1) 223-402
1	3 Piece Set	80-72	KT3-361S		Incl. silent type chain; (1) 222-361; (1) 223-358; (1) 223-359
1	3 Piece Set	71	KT3-160S		Dodge B100 Van Base, B200 Van Base, B300 Van Base, D100 Pickup Base, D200 Pickup Base, W200 Pickup Base; Premium; Incl. double rlr. type chain; (1) 222-160; (1) 223-297; (1) 223-402
1	3 Piece Set	71	KT3-361S		Dodge B100 Van Base, B200 Van Base, B300 Van Base, D100 Pickup Base, D200 Pickup Base, W200 Pickup Base; Std. Eng.s.; Incl. silent type chain; (1) 222-361; (1) 223-358; (1) 223-359
1	Timing Set w/Gaskets	80-72	CTS-3000		Incl. silent type chain
1	Timing Chain	80-72	222-361		Silent type; 68 Links
1	Timing Chain	79-75	222-160		Premium; Double rlr.; 68 Links
1	Timing Chain	74	222-160		Plymouth PB100 Van Voyager, PB200 Van Voyager, Voyager EX Wagon, PB300 Van Voyager, Voyager EX Wagon, Trailduster Base; H/D; Hi-Perf.; Double rlr.; 68 Links
1	Timing Chain	74	222-160		Exc. Plymouth PB100 Van Voyager, PB200 Van Voyager, Voyager EX Wagon, PB300 Van Voyager, Voyager EX Wagon, Trailduster Base; Premium; Double rlr.; 68 Links
1	Timing Chain	73	222-160		Exc. Dodge CB300 Base; Premium; Double rlr.; 68 Links
1	Timing Chain	72	222-160		Premium; Double rlr.; 68 Links
1	Timing Chain	71	222-160		Dodge B100 Van Base, B200 Van Base, B300 Van Base, D100 Pickup Base, D200 Pickup Base, W200 Pickup Base; Premium; Double rlr.; 68 Links

(continued on next page)

Dodge Truck (Incl. SUV's)

53 360 5.9L (5900cc) OHV V8 (16 Valve), 4" Bore (Chrysler Eng.), 2 Bbl. "VIN F" 1980-1971
(cont.)

VALVE TRAIN

VALVE TRAIN

QTY	TIMING (cont.)	YEARS	PART NO.	DESCRIPTION
1	Timing Chain	71	222-361	Dodge B100 Van Base, B200 Van Base, B300 Van Base, D100 Pickup Base, D200 Pickup Base, W200 Pickup Base; Std. Eng.s.; Silent type; 68 Links
1	Crank Sprocket	80-77	223-359	Use w/silent type chain; .405" tooth width sprocket; 23 Teeth
1	Crank Sprocket	79-75	223-297	Premium; Double row; 23 Teeth
1	Crank Sprocket	76-72	223-359	Std. Eng.s.; Use w/silent type chain; .405" tooth width sprocket; 23 Teeth
1	Crank Sprocket	74	223-297	Plymouth PB100 Van Voyager, PB200 Van Voyager, Voyager EX Wagon, PB300 Van Voyager, Voyager EX Wagon, Trailduster Base; H/D; Hi-Perf.; Double row; 23 Teeth
1	Crank Sprocket	74	223-297	Exc. Plymouth PB100 Van Voyager, PB200 Van Voyager, Voyager EX Wagon, PB300 Van Voyager, Voyager EX Wagon, Trailduster Base; Premium; Double row; 23 Teeth
1	Crank Sprocket	73	223-297	Exc. Dodge CB300 Base; Premium; Double row; 23 Teeth
1	Crank Sprocket	72	223-297	Premium; Double row; 23 Teeth
1	Crank Sprocket	71	223-297	Dodge B100 Van Base, B200 Van Base, B300 Van Base, D100 Pickup Base, D200 Pickup Base, W200 Pickup Base; Premium; Double row; 23 Teeth
1	Crank Sprocket	71	223-359	Dodge B100 Van Base, B200 Van Base, B300 Van Base, D100 Pickup Base, D200 Pickup Base, W200 Pickup Base; Std. Eng.s.; Use w/silent type chain; .405" tooth width sprocket; 23 Teeth
1	Cam Sprocket	80-77	223-358	Use w/silent type chain; 46 Teeth
1	Cam Sprocket	79-75	223-402	Premium; Double row; 46 Teeth
1	Cam Sprocket	76-72	223-358	Std. Eng.s.; Use w/silent type chain; 46 Teeth
1	Cam Sprocket	74	223-402	Plymouth PB100 Van Voyager, PB200 Van Voyager, Voyager EX Wagon, PB300 Van Voyager, Voyager EX Wagon, Trailduster Base; H/D; Hi-Perf.; Double row; 46 Teeth
1	Cam Sprocket	74	223-402	Exc. Plymouth PB100 Van Voyager, PB200 Van Voyager, Voyager EX Wagon, PB300 Van Voyager, Voyager EX Wagon, Trailduster Base; Premium; Double row; 46 Teeth
1	Cam Sprocket	73	223-402	Exc. Dodge CB300 Base; Premium; Double row; 46 Teeth
1	Cam Sprocket	72	223-402	Premium; Double row; 46 Teeth
1	Cam Sprocket	71	223-402	Dodge B100 Van Base, B200 Van Base, B300 Van Base, D100 Pickup Base, D200 Pickup Base, W200 Pickup Base; Premium; Double row; 46 Teeth
1	Cam Sprocket	71	223-358	Dodge B100 Van Base, B200 Van Base, B300 Van Base, D100 Pickup Base, D200 Pickup Base, W200 Pickup Base; Std. Eng.s.; Use w/silent type chain; 46 Teeth
QTY	CAMSHAFT/LIFTER	YEARS	PART NO.	DESCRIPTION
1	Camshaft	80-78	CS-665	Exc. H/D Eng.s.; Hydraulic, (050) Duration at .050 Lobe Lift, 203 Exh., 203 Int., 110 Degrees Lobe Separation
1	Camshaft	80-78	CS-644	VINTAGE; H/D Eng.s.; 0.442" Exh. Valve Lift, 0.429" Int. Valve Lift, Hydraulic, (050) Duration at .050 Lobe Lift, 220 Exh., 210 Int., 114 Degrees Lobe Separation
1	Camshaft	77-72	CS-665	Hydraulic, (050) Duration at .050 Lobe Lift, 203 Exh., 203 Int., 110 Degrees Lobe Separation
1	Prelube		55-403 Std Only	1.5 oz. packet
1	Prelube		55-400 Std Only	4 oz. bottle; 1.5 oz. packet No. 55-403 also avail.
16	Lifter	80-72	HT-2011 Std Only	Hyd.; w/2 grooves
16	Lifter	80-72	HT-2011R Std Only	Speed-Pro Hi-Revolution Hyd.
16	Lifter, Bulk	80-72	HT-2011B Std Only	Hyd.; w/2 grooves; Carton of 117
QTY	CAM KIT	YEARS	PART NO.	DESCRIPTION
1	Cam/Lifter Kit	80-78	KC-665	Exc. H/D Eng.s.; Hyd.; (1) 55-403B; (1) CS-665; (16) HT-2011
1	Cam/Lifter Kit	77-72	KC-665	Hyd.; (1) 55-403B; (1) CS-665; (16) HT-2011
1	Cam/Lifter/Timing Kit	80-78	KCT-665	Exc. H/D Eng.s.; Hyd.; Incl. double rlr. type chain; (1) 55-403B; (1) CS-665; (16) HT-2011; (1) KT3-160S
1	Cam/Lifter/Timing Kit	80-78	KCT-665A	Exc. H/D Eng.s.; Hyd.; Incl. silent type chain; (1) 55-403B; (1) CS-665; (16) HT-2011; (1) KT3-361S
1	Cam/Lifter/Timing Kit	77-72	KCT-665	Hyd.; Incl. double rlr. type chain; (1) 55-403B; (1) CS-665; (16) HT-2011; (1) KT3-160S
1	Cam/Lifter/Timing Kit	77-72	KCT-665A	Hyd.; Incl. silent type chain; (1) 55-403B; (1) CS-665; (16) HT-2011; (1) KT3-361S
QTY	PUSH ROD	YEARS	PART NO.	DESCRIPTION
16	Push Rod	80-72	RP-3194 Std Only	.312" dia. ball at both ends; 7.5000" O.A.L.
16	Push Rod, Bulk	80-72	BRP-3194 Std Only	.312" dia. ball at both ends; Carton of 100; 7.5000" O.A.L.
QTY	ROCKER PARTS	YEARS	PART NO.	DESCRIPTION
8	Arm	80-72	R-861 Std Only	Loc. L.H.

(continued on next page)

Dodge Truck (Incl. SUV's)

360 5.9L (5900cc) OHV V8 (16 Valve), 4" Bore (Chrysler Eng.), 2 Bbl. "VIN F" 1980-1971 **53**
(cont.)

QTY	ROCKER PARTS (cont.)	YEARS	PART NO.	DESCRIPTION
8	Arm	80-72	R-862 Std Only	Loc. R.H.
8	Arm, Bulk	80-72	R-861B Std Only	Loc. L.H.; Carton of 64
8	Arm, Bulk	80-72	R-862B Std Only	Loc. R.H.; Carton of 64
2	Rocker Shaft	80-72	RS-626 Std Only	
QTY	VALVE	YEARS	PART NO.	DESCRIPTION
8	Exhaust	80-79	V-2556 Std Only	2 groove; Chrome plated stem; 1.6170" Head Dia., 0.3716" Stem Dia., 4.9950" O.A.L.
8	Exhaust	80-78	V-3925 Std-15	4 groove; Chrome plated stem; 1.6000" Head Dia., 0.3710" Stem Dia., 5.0050" O.A.L.
8	Exhaust	78	V-2113 Std Only	VINTAGE; 2 groove; 1.6000" Head Dia., 0.3715" Stem Dia., 5.0050" O.A.L.
8	Exhaust	77-76	V-3925 Std-15	L/D; 4 groove; Chrome plated stem; 1.6000" Head Dia., 0.3710" Stem Dia., 5.0050" O.A.L.
8	Exhaust	77-76	V-2113 Std Only	VINTAGE; L/D; 2 groove; 1.6000" Head Dia., 0.3715" Stem Dia., 5.0050" O.A.L.
8	Exhaust	75-72	V-3925 Std-15	4 groove; Chrome plated stem; 1.6000" Head Dia., 0.3710" Stem Dia., 5.0050" O.A.L.
8	Exhaust	75-72	V-2113 Std Only	VINTAGE; 2 groove; 1.6000" Head Dia., 0.3715" Stem Dia., 5.0050" O.A.L.
8	Intake	80-76	V-1908 Std-15	2 groove; 1.8800" Head Dia., 0.3725" Stem Dia., 4.9810" O.A.L.
QTY	VALVE GUIDE	YEARS	PART NO.	DESCRIPTION
8	Guide	80-72	VG-5007 Std Only	Loc. Exhaust; 0.3725" ID, 2.3800" O.A.L
8	Guide	80-72	VG-5007 Std Only	Loc. Intake; 0.3725" ID, 2.3800" O.A.L
8	Guide, Bulk	80-72	VG-5007B Std Only	Loc. Exhaust; Carton of 50; 0.3725" ID, 2.3800" O.A.L
8	Guide, Bulk	80-72	VG-5007B Std Only	Loc. Intake; Carton of 50; 0.3725" ID, 2.3800" O.A.L
QTY	VALVE SPRING	YEARS	PART NO.	DESCRIPTION
8	Spring	80-78	VS-510 Std Only	Loc. Exh.; w/o Rotators; 2.0000" Free Height
8	Spring	80-74	VS-795 Std Only	Loc. Exh.; w/Rotators; Use w/Rotators; 1.8100" Free Height
8	Spring	80-78	VS-510 Std Only	Loc. Int.; w/o Rotators; 2.0000" Free Height
8	Spring	77-72	VS-510 Std Only	Loc. Int.; 2.0000" Free Height
8	Spring	73-72	VS-510 Std Only	Loc. Exh.; 2.0000" Free Height
QTY	VALVE SEAL	YEARS	PART NO.	DESCRIPTION
8	Valve Stem Seal	80-72	ST-2002 Std Only	Loc. Exh.; Exc. Eng. w/double valve springs; Installation requires valve guide machining; (PLY) Polyacrylate
8	Valve Stem Seal	80-72	MV-1918 Std Only	Loc. Exh.; Umbrella type; (VTN) Viton®
8	Valve Stem Seal	80-72	ST-2002 Std Only	Loc. Int.; Exc. Eng. w/double valve springs; Installation requires valve guide machining; (PLY) Polyacrylate
8	Valve Stem Seal	80-72	ST-2048 Std Only	Loc. Int.; O.E. design; Positive type; (VTN) Viton®
8	Valve Stem Seal	76-72	MV-1771C Std Only	Loc. Exhaust; Umbrella type; (PLY) Polyacrylate
8	Valve Stem Seal	76-72	MV-1771C Std Only	Loc. Intake; Umbrella type; (PLY) Polyacrylate
8	Valve Stem Seal Bulk	80-72	ST-2002BC Std Only	Loc. Exh.; Exc. Eng. w/double valve springs; Positive type; Installation requires valve guide machining; Carton of 100; (PLY) Polyacrylate
8	Valve Stem Seal Bulk	80-72	ST-2002BC Std Only	Loc. Int.; Exc. Eng. w/double valve springs; Positive type; Installation requires valve guide machining; Carton of 100; (PLY) Polyacrylate
8	Valve Stem Seal Bulk	76-72	MV-1771 Std Only	Loc. Exhaust; Umbrella type; Carton of 100; (PLY) Polyacrylate
8	Valve Stem Seal Bulk	76-72	MV-1771 Std Only	Loc. Intake; Umbrella type; Carton of 100; (PLY) Polyacrylate
QTY	VALVE SEAT	YEARS	PART NO.	DESCRIPTION
8	Seat	80-79	245-1687-2 Std Only	Loc. Exh.; Use w/V-2155 & V-2556; 1.6925" OD, 1.4375" ID, 0.2160" Depth
8	Seat	80-79	245-1687-2N Std Only	Loc. Exh.; Use w/V-2155 & V-2556; Premium Material; 1.6925" OD, 1.4375" ID, 0.2160" Depth
8	Seat	80-79	245-1750-2 Std Only	Loc. Exh.; Use w/V-3925; 1.7550" OD, 1.5000" ID, 0.2160" Depth
8	Seat	80-79	245-1750-2N Std Only	Loc. Exh.; Use w/V-3925; Premium Material; 1.7550" OD, 1.5000" ID, 0.2160" Depth
8	Seat	80-72	245-2000-1 Std Only	Loc. Int.; Use w/V-1908; 2.0055" OD, 1.7500" ID, 0.2160" Depth
8	Seat	78-72	245-1750-2 Std Only	Loc. Exh.; 1.7550" OD, 1.5000" ID, 0.2160" Depth
8	Seat	78-72	245-1750-2N Std Only	Loc. Exh.; Premium Material; 1.7550" OD, 1.5000" ID, 0.2160" Depth
QTY	VALVE, MISC	YEARS	PART NO.	DESCRIPTION
16	Keeper	80-72	VK-174 Std Only	Loc. Exh.; 4 groove
16	Keeper	80-72	VK-174R Std Only	Loc. Exh.; 4 groove; Hardened
16	Keeper	80-72	VK-66 Std Only	Loc. Int.; 2 groove
16	Keeper	80-72	VK-66R Std Only	Loc. Int.; 2 groove; Hardened
16	Spring Insert	80-72	259-103C Std Only	.015"; ID 1.030"; Carton of 100

VALVE TRAIN

VALVE TRAIN

(continued on next page)

Dodge Truck (Incl. SUV's)

53 360 5.9L (5900cc) OHV V8 (16 Valve), 4" Bore (Chrysler Eng.), 2 Bbl. "VIN F" 1980-1971
(cont.)

QTY	VALVE, MISC (cont.)	YEARS	PART NO.	DESCRIPTION
16	Spring Insert	80-72	259-103B Std Only	.030"; ID 1.030"; Carton of 100
16	Spring Insert	80-72	259-103BRS Std Only	.030"; ID 1.030"; Carton of 500
16	Spring Insert	80-72	259-103A Std Only	.060"; ID 1.030"; Carton of 100
16	Spring Insert	80-72	259-103ARS Std Only	.060"; ID 1.030"; Carton of 500
8	Rotocap	80-74	RC-78S Std Only	Loc. Exh.
8	Rotocap	80-74	RC-78SB * Std Only	Loc. Exh.; Carton of 375
QTY	PISTON	YEARS	PART NO.	DESCRIPTION
8	Cast Piston	80-72	405P Std-20-30-40-60	Cast; .9842" Pin Dia.; 2 Rings 5/64 Groove, 1 Ring 3/16 Groove, 1.576 CD, Recessed Head .070 deep x 3.140 dia. - 8.0:1 C.R.
8	Cast Piston	80-72	405CP 60 60	Cast; .9842" Pin Dia.; 2 Rings 5/64 Groove, 1 Ring 3/16 Groove, 1.576 CD, Recessed Head .070 deep x 3.140 dia. - 8.0:1 C.R.; DUROSHIELD® skirt coated piston
8	Cast Piston - Individual	80-72	W405P Std-20-30-40-60	Cast; .9842" Pin Dia.; 2 Rings 5/64 Groove, 1 Ring 3/16 Groove, 1.576 CD, Recessed Head .070 deep x 3.140 dia. - 8.0:1 C.R.
1	Cast Piston Set w/Prem. Rings	80-72	8K405P 30 30-40-60	Cast; .9842" Pin Dia.; 2 Rings 5/64 Groove, 1 Ring 3/16 Groove, 1.576 CD, Recessed Head .070 deep x 3.140 dia. - 8.0:1 C.R.
1	Cast Piston Set w/Econ. Rings	80-72	8X405P 30 30-40-60	Cast; .9842" Pin Dia.; 2 Rings 5/64 Groove, 1 Ring 3/16 Groove, 1.576 CD, Recessed Head .070 deep x 3.140 dia. - 8.0:1 C.R.
8	POWERFORGED Piston-Individual	74-72	WL-2386F 30 30-40	Powerforged; 0.9842" Pin Dia.; 2 Rings 5/64 Groove, 1 Ring 3/16 Groove, 1.591 CD, Flat Head. DUROSHIELD® skirt coated piston.
QTY	RINGS	YEARS	PART NO.	DESCRIPTION
1	Premium Set	80-72	E-251KC Std-20-30-40-60	2-5/64, 1-3/16; Premium Chrome
1	Premium Set	80-72	E-251K Std-10-20-30-40-60	2-5/64, 1-3/16; Premium Moly
1	Premium Set	80-72	R-9903 Std-20-30-60	2-5/64, 1-3/16; Speed-Pro plasma-moly Perf. ring set
1	Standard Set	80-72	E-251X Std-10-20-30-40-60-80	2-5/64, 1-3/16; Iron
8	Premium Single Cylinder Set	80-72	WE-251K Std-30-40-60	2-5/64, 1-3/16; Premium Moly
8	Standard Single Cylinder Set	80-72	WE-251X Std-30-40-60	2-5/64, 1-3/16; Iron
QTY	SLEEVE	YEARS	PART NO.	DESCRIPTION
1	Repair Sleeve	80-72	SL-22Y Std Only	1/8" wall, must be cut to correct length; O.A.L. 10.250"
1	Repair Sleeve	80-72	SL-22M Std Only	3/32" wall, must be cut to correct length; O.A.L. 10.250"
QTY	ENGINE BEARINGS	YEARS	PART NO.	DESCRIPTION
1	Main Set	80-74	4999MA Std-1-10-20-30	A-Series aluminum bearings ; w/3.910" max. flange OD
1	Main Set	80-74	120M Std-10	Race Performance; 3/4 grooved; Tri-metal copper-lead; w/3.910" max. flange OD
1	Main Set	73-72	4948MA Std-10-20-30	VINTAGE; A-Series aluminum bearings ; w/3.685" max. flange OD
1	Rod Set	80-72	8-2130CP Std-1-10-20-30-40-50	8-2130CA 60 avail. as unplated & resizeable
1	Rod Set	80-72	8-7125CH Std-1X-10	Race Performance
1	Rod Set	80-72	8-2130CA 60 60	Unplated & resizeable
1	Rod Set	80-72	8-2130CP 10X2 10X2	Use in .002" O/S Rod Bore
8	Rod Pair	80-72	2130CP Std-1-2-10-20-30-40	
1	Cam Set	80-79	1484M Std Only	
1	Cam Set	78-72	1451M Std Only	VINTAGE; .760" length ctr. brg.
QTY	OIL PUMP	YEARS	PART NO.	DESCRIPTION
1	Oil Pump	80-72	224-4166	
1	Oil Pump	80-72	224-4166V	High Volume, check pan for clearance
1	Inter. Shaft	80-72	224-6166	
1	Screen Assy.	80-74	224-1266	
QTY	GASKETS	YEARS	PART NO.	DESCRIPTION
1	Kit Gasket Set	80-76	260-1033	Exc. H/D eng.; Large port int. manifold gskts. incl.; Small port int. manifold gskts. incl.; Premium valve stem seals incl.
1	Kit Gasket Set	80-76	260-1095	H/D eng.; Premium valve stem seals incl.
1	Kit Gasket Set	75-71	260-1033	Large port int. manifold gskts. incl.; Small port int. manifold gskts. incl.; Premium valve stem seals incl.
QTY	FREEZE PLUGS	YEARS	PART NO.	DESCRIPTION
1	Brass Block Plug Kit	80-71	381-8010	
1	Steel Block Plug Kit	80-71	381-4014	
1	Brass Deep Cup Freeze Plug	80-71	381-9001	VINTAGE; 1.625" Diameter
1	Brass Shallow Cup Freeze Plug	80-71	381-7110	1.250" Diameter
1	Steel Deep Cup Freeze Plug	80-71	381-3041	1.625" Diameter
1	Steel Deep Cup Freeze Plug	80-71	381-3054	19/32" Diameter
1	Steel Disc Type Freeze Plug	80-71	381-1020	1.875" Diameter
1	Steel Shallow Cup Freeze Plug	80-71	381-3099	1.250" Diameter

BLOCK

BLOCK

(continued on next page)

Dodge Truck (Incl. SUV's)

360 5.9L (5900cc) OHV V8 (16 Valve), 4" Bore (Chrysler Eng.), 2 Bbl. "VIN F" 1980-1971 53
(cont.)

	RE-RING KIT		PREMIUM KIT NO.	ECONOMY KIT NO.
K I T S	YEARS	DESCRIPTION		
	80-76	Exc. H/D Eng.s.; Large port int. manifold gskts. incl.; Small port int. manifold gskts. incl.; Premium valve stem seals incl.	205-622A	205-122A
	80-76	H/D Eng.s.; Premium valve stem seals incl.	205-683A	205-183A
	75-72	Large port int. manifold gskts. incl.; Small port int. manifold gskts. incl.; Premium valve stem seals incl.	205-622A	205-122A
	80-76	Exc. H/D Eng.s.; Large port int. manifold gskts. incl.; Small port int. manifold gskts. incl.; Incl. A-Series aluminum bearings ; w/3.910" max. brg. flange OD; Premium valve stem seals incl.	205-622AM	205-122AM
	80-76	H/D Eng.s.; Incl. A-Series aluminum bearings ; w/3.910" max. brg. flange OD; Premium valve stem seals incl.	205-683AM	205-183AM
	75-74	Large port int. manifold gskts. incl.; Small port int. manifold gskts. incl.; Incl. A-Series aluminum bearings ; w/3.910" max. brg. flange OD; Premium valve stem seals incl.	205-622AM	205-122AM
K I T S	YEARS	DESCRIPTION	PREMIUM KIT NO.	ECONOMY KIT NO.
	80-79	Exc. H/D Eng.s.; Large port int. manifold gskts. incl.; Small port int. manifold gskts. incl.; Premium valve stem seals incl.; Incl. silent type chain	505-622C	505-122C
	80-79	H/D Eng.s.; Premium valve stem seals incl.; Incl. double rlr. type chain	505-683C	505-183C
	80-79	Exc. H/D Eng.s.; Large port int. manifold gskts. incl.; Small port int. manifold gskts. incl.; Incl. A-Series aluminum bearings ; w/3.910" max. brg. flange OD; Premium valve stem seals incl.; Incl. silent type chain	MKP-622C	MKP-122C
	80-79	H/D Eng.s.; Incl. A-Series aluminum bearings ; w/3.910" max. brg. flange OD; Premium valve stem seals incl.; Incl. double rlr. type chain	MKP-683C	MKP-183C
	80-79	Exc. H/D Eng.s.; Large port int. manifold gskts. incl.; Small port int. manifold gskts. incl.; Incl. A-Series aluminum bearings ; w/3.910" max. brg. flange OD; Premium valve stem seals incl.; Incl. silent type chain	MK-622C	MK-122C
	80-79	H/D Eng.s.; Incl. A-Series aluminum bearings ; w/3.910" max. brg. flange OD; Premium valve stem seals incl.; Incl. double rlr. type chain	MK-683C	MK-183C

360 5.9L (5900cc) OHV V8 (16 Valve), 4" Bore (Chrysler Eng.), 2 Bbl. "VIN K" 1980-1975 54

	TIMING	YEARS	PART NO.	DESCRIPTION	
	3 Piece Set	80-78	KT3-160S	Incl. double rlr. type chain; (1) 222-160; (1) 223-297; (1) 223-402	
	3 Piece Set	80-78	KT3-361S	Incl. silent type chain; (1) 222-361; (1) 223-358; (1) 223-359	
	3 Piece Set	75	KT3-160S	Incl. double rlr. type chain; (1) 222-160; (1) 223-297; (1) 223-402	
	3 Piece Set	75	KT3-361S	Incl. silent type chain; (1) 222-361; (1) 223-358; (1) 223-359	
	Timing Set w/Gaskets	80-78	CTS-3000	Incl. silent type chain	
	Timing Set w/Gaskets	75	CTS-3000	Incl. silent type chain	
	Timing Chain	80	222-160	Premium; Double rlr.; 68 Links	
	Timing Chain	80-78	222-361	Silent type; 68 Links	
	Timing Chain	75	222-160	H/D; Hi-Perf.; Double rlr.; 68 Links	
	Timing Chain	75	222-361	Silent type; 68 Links	
	Crank Sprocket	80	223-297	Premium; Double row; 23 Teeth	
	Crank Sprocket	80-78	223-359	Use w/silent type chain; .405" tooth width sprocket; 23 Teeth	
	Crank Sprocket	75	223-297	H/D; Hi-Perf.; Double row; 23 Teeth	
	Crank Sprocket	75	223-359	Std. Eng.s.; Use w/silent type chain; .405" tooth width sprocket; 23 Teeth	
	Cam Sprocket	80	223-402	Premium; Double row; 46 Teeth	
	Cam Sprocket	80-78	223-358	Use w/silent type chain; 46 Teeth	
	Cam Sprocket	75	223-402	H/D; Hi-Perf.; Double row; 46 Teeth	
	Cam Sprocket	75	223-358	Std. Eng.s.; Use w/silent type chain; 46 Teeth	
V A L V E T R A I N	QTY	CAMSHAFT/LIFTER	YEARS	PART NO.	DESCRIPTION
	1	Camshaft	80-78	CS-665	Exc. H/D Eng.s.; Hydraulic, (050) Duration at .050 Lobe Lift, 203 Exh., 203 Int., 110 Degrees Lobe Separation

(continued on next page)

Dodge Truck (Incl. SUV's)

54 360 5.9L (5900cc) OHV V8 (16 Valve), 4" Bore (Chrysler Eng.), 2 Bbl. "VIN K" 1980-1975
(cont.)

QTY	CAMSHAFT/LIFTER	YEARS	PART NO.	DESCRIPTION
1	Camshaft	80-78	CS-644	VINTAGE; H/D Eng.s.; 0.442" Exh. Valve Lift, 0.429" Int. Valve Lift, Hydraulic, (050) Duration at .050 Lobe Lift, 220 Exh., 210 Int., 114 Degrees Lobe Separation
1	Camshaft	75	CS-665	Hydraulic, (050) Duration at .050 Lobe Lift, 203 Exh., 203 Int., 110 Degrees Lobe Separation
1	Prelube		55-403 Std Only	1.5 oz. packet
1	Prelube		55-400 Std Only	4 oz. bottle; 1.5 oz. packet No. 55-403 also avail.
16	Lifter	80-78	HT-2011 Std Only	Hyd.; w/2 grooves
16	Lifter	80-78	HT-2011R Std Only	Speed-Pro Hi-Revolution Hyd.
16	Lifter	75	HT-2011 Std Only	Hyd.; w/2 grooves
16	Lifter	75	HT-2011R Std Only	Speed-Pro Hi-Revolution Hyd.
16	Lifter, Bulk	80-78	HT-2011B Std Only	Hyd.; w/2 grooves; Carton of 117
16	Lifter, Bulk	75	HT-2011B Std Only	Hyd.; w/2 grooves; Carton of 117
QTY	CAM KIT	YEARS	PART NO.	DESCRIPTION
1	Cam/Lifter Kit	80-78	KC-665	Exc. H/D Eng.s.; Hyd.; (1) 55-403B; (1) CS-665; (16) HT-2011
1	Cam/Lifter Kit	75	KC-665	Hyd.; (1) 55-403B; (1) CS-665; (16) HT-2011
1	Cam/Lifter/Timing Kit	80-78	KCT-665	Exc. H/D Eng.s.; Hyd.; Incl. double rlr. type chain; (1) 55-403B; (1) CS-665; (16) HT-2011; (1) KT3-160S
1	Cam/Lifter/Timing Kit	80-78	KCT-665A	Exc. H/D Eng.s.; Hyd.; Incl. silent type chain; (1) 55-403B; (1) CS-665; (16) HT-2011; (1) KT3-361S
1	Cam/Lifter/Timing Kit	75	KCT-665	Hyd.; Incl. double rlr. type chain; (1) 55-403B; (1) CS-665; (16) HT-2011; (1) KT3-160S
1	Cam/Lifter/Timing Kit	75	KCT-665A	Hyd.; Incl. silent type chain; (1) 55-403B; (1) CS-665; (16) HT-2011; (1) KT3-361S
QTY	PUSH ROD	YEARS	PART NO.	DESCRIPTION
16	Push Rod	80-78	RP-3194 Std Only	.312" dia. ball at both ends; 7.5000" O.A.L.
16	Push Rod	75	RP-3194 Std Only	.312" dia. ball at both ends; 7.5000" O.A.L.
16	Push Rod, Bulk	80-78	BRP-3194 Std Only	.312" dia. ball at both ends; Carton of 100; 7.5000" O.A.L.
16	Push Rod, Bulk	75	BRP-3194 Std Only	.312" dia. ball at both ends; Carton of 100; 7.5000" O.A.L.
QTY	ROCKER PARTS	YEARS	PART NO.	DESCRIPTION
8	Arm	80-78	R-861 Std Only	Loc. L.H.
8	Arm	80-78	R-862 Std Only	Loc. R.H.
8	Arm	75	R-861 Std Only	Loc. L.H.
8	Arm	75	R-862 Std Only	Loc. R.H.
8	Arm, Bulk	80-78	R-861B Std Only	Loc. L.H.; Carton of 64
8	Arm, Bulk	80-78	R-862B Std Only	Loc. R.H.; Carton of 64
8	Arm, Bulk	75	R-861B Std Only	Loc. L.H.; Carton of 64
8	Arm, Bulk	75	R-862B Std Only	Loc. R.H.; Carton of 64
2	Rocker Shaft	80-78	RS-626 Std Only	
2	Rocker Shaft	75	RS-626 Std Only	
QTY	VALVE	YEARS	PART NO.	DESCRIPTION
8	Exhaust	80-79	V-2556 Std Only	2 groove; Chrome plated stem; 1.6170" Head Dia., 0.3716" Stem Dia., 4.9950" O.A.L.
8	Exhaust	80-78	V-3925 Std-15	4 groove; Chrome plated stem; 1.6000" Head Dia., 0.3710" Stem Dia., 5.0050" O.A.L.
8	Exhaust	78	V-2113 Std Only	VINTAGE; 2 groove; 1.6000" Head Dia., 0.3715" Stem Dia., 5.0050" O.A.L.
8	Exhaust	75	V-3925 Std-15	4 groove; Chrome plated stem; 1.6000" Head Dia., 0.3710" Stem Dia., 5.0050" O.A.L.
8	Exhaust	75	V-2113 Std Only	VINTAGE; 2 groove; 1.6000" Head Dia., 0.3715" Stem Dia., 5.0050" O.A.L.
8	Intake	80-78	V-1908 Std-15	2 groove; 1.8800" Head Dia., 0.3725" Stem Dia., 4.9810" O.A.L.
QTY	VALVE GUIDE	YEARS	PART NO.	DESCRIPTION
8	Guide	80-78	VG-5007 Std Only	Loc. Exhaust; 0.3725" ID, 2.3800" O.A.L
8	Guide	80-78	VG-5007 Std Only	Loc. Intake; 0.3725" ID, 2.3800" O.A.L
8	Guide	75	VG-5007 Std Only	Loc. Exhaust; 0.3725" ID, 2.3800" O.A.L
8	Guide	75	VG-5007 Std Only	Loc. Intake; 0.3725" ID, 2.3800" O.A.L
8	Guide, Bulk	80-78	VG-5007B Std Only	Loc. Exhaust; Carton of 50; 0.3725" ID, 2.3800" O.A.L
8	Guide, Bulk	80-78	VG-5007B Std Only	Loc. Intake; Carton of 50; 0.3725" ID, 2.3800" O.A.L
8	Guide, Bulk	75	VG-5007B Std Only	Loc. Exhaust; Carton of 50; 0.3725" ID, 2.3800" O.A.L
8	Guide, Bulk	75	VG-5007B Std Only	Loc. Intake; Carton of 50; 0.3725" ID, 2.3800" O.A.L
QTY	VALVE SPRING	YEARS	PART NO.	DESCRIPTION
8	Spring	80-78	VS-510 Std Only	Loc. Exh.; w/o Rotators; 2.0000" Free Height
8	Spring	80-78	VS-795 Std Only	Loc. Exh.; w/Rotators; Use w/Rotators; 1.8100" Free Height
8	Spring	80-78	VS-510 Std Only	Loc. Int.; w/o Rotators; 2.0000" Free Height
8	Spring	75	VS-795 Std Only	Loc. Exh.; w/Rotators; Use w/Rotators; 1.8100" Free Height
8	Spring	75	VS-510 Std Only	Loc. Int.; 2.0000" Free Height

VALVE TRAIN

VALVE TRAIN

(continued on next page)

Dodge Truck (Incl. SUV's)

360 5.9L (5900cc) OHV V8 (16 Valve), 4" Bore (Chrysler Eng.), 2 Bbl. "VIN K" 1980-1975 **54**
(cont.)

QTY	VALVE SEAL	YEARS	PART NO.	DESCRIPTION
8	Valve Stem Seal	80-78	ST-2002 Std Only	Loc. Exh.; Exc. Eng. w/double valve springs; Installation requires valve guide machining; (PLY) Polyacrylate
8	Valve Stem Seal	80-78	MV-1918 Std Only	Loc. Exh.; Umbrella type; (VTN) Viton®
8	Valve Stem Seal	80-78	ST-2002 Std Only	Loc. Int.; Exc. Eng. w/double valve springs; Installation requires valve guide machining; (PLY) Polyacrylate
8	Valve Stem Seal	80-78	ST-2048 Std Only	Loc. Int.; O.E. design; Positive type; (VTN) Viton®
8	Valve Stem Seal	75	ST-2002 Std Only	Loc. Exh.; Exc. Eng. w/double valve springs; Installation requires valve guide machining; (PLY) Polyacrylate
8	Valve Stem Seal	75	MV-1918 Std Only	Loc. Exh.; Umbrella type; (VTN) Viton®
8	Valve Stem Seal	75	MV-1771C Std Only	Loc. Exhaust; Umbrella type; (PLY) Polyacrylate
8	Valve Stem Seal	75	ST-2002 Std Only	Loc. Int.; Exc. Eng. w/double valve springs; Installation requires valve guide machining; (PLY) Polyacrylate
8	Valve Stem Seal	75	ST-2048 Std Only	Loc. Int.; O.E. design; Positive type; (VTN) Viton®
8	Valve Stem Seal	75	MV-1771C Std Only	Loc. Intake; Umbrella type; (PLY) Polyacrylate
8	Valve Stem Seal Bulk	80-78	ST-2002BC Std Only	Loc. Exh.; Exc. Eng. w/double valve springs; Positive type; Installation requires valve guide machining; Carton of 100; (PLY) Polyacrylate
8	Valve Stem Seal Bulk	80-78	ST-2002BC Std Only	Loc. Int.; Exc. Eng. w/double valve springs; Positive type; Installation requires valve guide machining; Carton of 100; (PLY) Polyacrylate
8	Valve Stem Seal Bulk	75	ST-2002BC Std Only	Loc. Exh.; Exc. Eng. w/double valve springs; Positive type; Installation requires valve guide machining; Carton of 100; (PLY) Polyacrylate
8	Valve Stem Seal Bulk	75	MV-1771 Std Only	Loc. Exhaust; Umbrella type; Carton of 100; (PLY) Polyacrylate
8	Valve Stem Seal Bulk	75	ST-2002BC Std Only	Loc. Int.; Exc. Eng. w/double valve springs; Positive type; Installation requires valve guide machining; Carton of 100; (PLY) Polyacrylate
8	Valve Stem Seal Bulk	75	MV-1771 Std Only	Loc. Intake; Umbrella type; Carton of 100; (PLY) Polyacrylate
QTY	VALVE SEAT	YEARS	PART NO.	DESCRIPTION
8	Seat	80-79	245-1687-2 Std Only	Loc. Exh.; Use w/V-2155 & V-2556; 1.6925" OD, 1.4375" ID, 0.2160" Depth
8	Seat	80-79	245-1687-2N Std Only	Loc. Exh.; Use w/V-2155 & V-2556; Premium Material; 1.6925" OD, 1.4375" ID, 0.2160" Depth
8	Seat	80-79	245-1750-2 Std Only	Loc. Exh.; Use w/V-3925; 1.7550" OD, 1.5000" ID, 0.2160" Depth
8	Seat	80-79	245-1750-2N Std Only	Loc. Exh.; Use w/V-3925; Premium Material; 1.7550" OD, 1.5000" ID, 0.2160" Depth
8	Seat	80-78	245-2000-1 Std Only	Loc. Int.; Use w/V-1908; 2.0055" OD, 1.7500" ID, 0.2160" Depth
8	Seat	78	245-1750-2 Std Only	Loc. Exh.; 1.7550" OD, 1.5000" ID, 0.2160" Depth
8	Seat	78	245-1750-2N Std Only	Loc. Exh.; Premium Material; 1.7550" OD, 1.5000" ID, 0.2160" Depth
8	Seat	75	245-1750-2 Std Only	Loc. Exh.; 1.7550" OD, 1.5000" ID, 0.2160" Depth
8	Seat	75	245-1750-2N Std Only	Loc. Exh.; Premium Material; 1.7550" OD, 1.5000" ID, 0.2160" Depth
8	Seat	75	245-2000-1 Std Only	Loc. Int.; Use w/V-1908; 2.0055" OD, 1.7500" ID, 0.2160" Depth
QTY	VALVE, MISC	YEARS	PART NO.	DESCRIPTION
16	Keeper	80-78	VK-174 Std Only	Loc. Exh.; 4 groove
16	Keeper	80-78	VK-174R Std Only	Loc. Exh.; 4 groove; Hardened
16	Keeper	80-78	VK-66 Std Only	Loc. Int.; 2 groove
16	Keeper	80-78	VK-66R Std Only	Loc. Int.; 2 groove; Hardened
16	Keeper	75	VK-174 Std Only	Loc. Exh.; 4 groove
16	Keeper	75	VK-174R Std Only	Loc. Exh.; 4 groove; Hardened
16	Keeper	75	VK-66 Std Only	Loc. Int.; 2 groove
16	Keeper	75	VK-66R Std Only	Loc. Int.; 2 groove; Hardened
16	Spring Insert	80-78	259-103C Std Only	.015"; ID 1.030"; Carton of 100
16	Spring Insert	80-78	259-103B Std Only	.030"; ID 1.030"; Carton of 100
16	Spring Insert	80-78	259-103BRS Std Only	.030"; ID 1.030"; Carton of 500
16	Spring Insert	80-78	259-103A Std Only	.060"; ID 1.030"; Carton of 100
16	Spring Insert	80-78	259-103ARS Std Only	.060"; ID 1.030"; Carton of 500
16	Spring Insert	75	259-103C Std Only	.015"; ID 1.030"; Carton of 100
16	Spring Insert	75	259-103B Std Only	.030"; ID 1.030"; Carton of 100
16	Spring Insert	75	259-103BRS Std Only	.030"; ID 1.030"; Carton of 500
16	Spring Insert	75	259-103A Std Only	.060"; ID 1.030"; Carton of 100
16	Spring Insert	75	259-103ARS Std Only	.060"; ID 1.030"; Carton of 500
8	Rotocap	80-78	RC-78S Std Only	Loc. Exh.
8	Rotocap	80-78	RC-78SB * Std Only	Loc. Exh.; Carton of 375
8	Rotocap	75	RC-78S Std Only	Loc. Exh.
8	Rotocap	75	RC-78SB * Std Only	Loc. Exh.; Carton of 375

(continued on next page)

Dodge Truck (Incl. SUV's)

54 360 5.9L (5900cc) OHV V8 (16 Valve), 4" Bore (Chrysler Eng.), 2 Bbl. "VIN K" 1980-1975

(cont.)

QTY	PISTON	YEARS	PART NO.	DESCRIPTION
8	Cast Piston	80-78	405P Std-20-30-40-60	Cast; .9842" Pin Dia.; 2 Rings 5/64 Groove, 1 Ring 3/16 Groove, 1.576 CD, Recessed Head .070 deep x 3.140 dia. - 8.0:1 C.R.
8	Cast Piston	80-78	405CP 60 60	Cast; .9842" Pin Dia.; 2 Rings 5/64 Groove, 1 Ring 3/16 Groove, 1.576 CD, Recessed Head .070 deep x 3.140 dia. - 8.0:1 C.R.; DUROSHIELD® skirt coated piston
8	Cast Piston	75	405P Std-20-30-40-60	Cast; .9842" Pin Dia.; 2 Rings 5/64 Groove, 1 Ring 3/16 Groove, 1.576 CD, Recessed Head .070 deep x 3.140 dia. - 8.0:1 C.R.
8	Cast Piston	75	405CP 60 60	Cast; .9842" Pin Dia.; 2 Rings 5/64 Groove, 1 Ring 3/16 Groove, 1.576 CD, Recessed Head .070 deep x 3.140 dia. - 8.0:1 C.R.; DUROSHIELD® skirt coated piston
8	Cast Piston - Individual	80-78	W405P Std-20-30-40-60	Cast; .9842" Pin Dia.; 2 Rings 5/64 Groove, 1 Ring 3/16 Groove, 1.576 CD, Recessed Head .070 deep x 3.140 dia. - 8.0:1 C.R.
8	Cast Piston - Individual	75	W405P Std-20-30-40-60	Cast; .9842" Pin Dia.; 2 Rings 5/64 Groove, 1 Ring 3/16 Groove, 1.576 CD, Recessed Head .070 deep x 3.140 dia. - 8.0:1 C.R.
1	Cast Piston Set w/Prem. Rings	80-78	8K405P 30 30-40-60	Cast; .9842" Pin Dia.; 2 Rings 5/64 Groove, 1 Ring 3/16 Groove, 1.576 CD, Recessed Head .070 deep x 3.140 dia. - 8.0:1 C.R.
1	Cast Piston Set w/Prem. Rings	75	8K405P 30 30-40-60	Cast; .9842" Pin Dia.; 2 Rings 5/64 Groove, 1 Ring 3/16 Groove, 1.576 CD, Recessed Head .070 deep x 3.140 dia. - 8.0:1 C.R.
1	Cast Piston Set w/Econ. Rings	80-78	8X405P 30 30-40-60	Cast; .9842" Pin Dia.; 2 Rings 5/64 Groove, 1 Ring 3/16 Groove, 1.576 CD, Recessed Head .070 deep x 3.140 dia. - 8.0:1 C.R.
1	Cast Piston Set w/Econ. Rings	75	8X405P 30 30-40-60	Cast; .9842" Pin Dia.; 2 Rings 5/64 Groove, 1 Ring 3/16 Groove, 1.576 CD, Recessed Head .070 deep x 3.140 dia. - 8.0:1 C.R.
QTY	RINGS	YEARS	PART NO.	DESCRIPTION
1	Premium Set	80-78	E-251KC Std-20-30-40-60	2-5/64, 1-3/16; Premium Chrome
1	Premium Set	80-78	E-251K Std-10-20-30-40-60	2-5/64, 1-3/16; Premium Moly
1	Premium Set	80-78	R-9903 Std-20-30-60	2-5/64, 1-3/16; Speed-Pro plasma-moly Perf. ring set
1	Premium Set	75	E-251KC Std-20-30-40-60	2-5/64, 1-3/16; Premium Chrome
1	Premium Set	75	E-251K Std-10-20-30-40-60	2-5/64, 1-3/16; Premium Moly
1	Premium Set	75	R-9903 Std-20-30-60	2-5/64, 1-3/16; Speed-Pro plasma-moly Perf. ring set
1	Standard Set	80-78	E-251X Std-10-20-30-40-60-80	2-5/64, 1-3/16; Iron
1	Standard Set	75	E-251X Std-10-20-30-40-60-80	2-5/64, 1-3/16; Iron
8	Premium Single Cylinder Set	80-78	WE-251K Std-30-40-60	2-5/64, 1-3/16; Premium Moly
8	Premium Single Cylinder Set	75	WE-251K Std-30-40-60	2-5/64, 1-3/16; Premium Moly
8	Standard Single Cylinder Set	80-78	WE-251X Std-30-40-60	2-5/64, 1-3/16; Iron
8	Standard Single Cylinder Set	75	WE-251X Std-30-40-60	2-5/64, 1-3/16; Iron
QTY	SLEEVE	YEARS	PART NO.	DESCRIPTION
1	Repair Sleeve	80-78	SL-22Y Std Only	1/8" wall, must be cut to correct length; O.A.L. 10.250"
1	Repair Sleeve	80-78	SL-22M Std Only	3/32" wall, must be cut to correct length; O.A.L. 10.250"
1	Repair Sleeve	75	SL-22Y Std Only	1/8" wall, must be cut to correct length; O.A.L. 10.250"
1	Repair Sleeve	75	SL-22M Std Only	3/32" wall, must be cut to correct length; O.A.L. 10.250"
QTY	ENGINE BEARINGS	YEARS	PART NO.	DESCRIPTION
1	Main Set	80-78	4999MA Std-1-10-20-30	A-Series aluminum bearings; w/3.910" max. flange OD
1	Main Set	80-78	120M Std-10	Race Performance; 3/4 grooved; Tri-metal copper-lead; w/3.910" max. flange OD
1	Main Set	75	4999MA Std-1-10-20-30	A-Series aluminum bearings; w/3.910" max. flange OD
1	Main Set	75	120M Std-10	Race Performance; 3/4 grooved; Tri-metal copper-lead; w/3.910" max. flange OD
1	Rod Set	80-78	8-2130CP Std-1-10-20-30-40-50	8-2130CA 60 avail. as unplated & resizeable
1	Rod Set	80-78	8-7125CH Std-1X-10	Race Performance
1	Rod Set	80-78	8-2130CA 60 60	Unplated & resizeable
1	Rod Set	80-78	8-2130CP 10X2 10X2	Use in .002" O/S Rod Bore
1	Rod Set	75	8-2130CP Std-1-10-20-30-40-50	8-2130CA 60 avail. as unplated & resizeable
1	Rod Set	75	8-7125CH Std-1X-10	Race Performance
1	Rod Set	75	8-2130CA 60 60	Unplated & resizeable
1	Rod Set	75	8-2130CP 10X2 10X2	Use in .002" O/S Rod Bore
8	Rod Pair	80-78	2130CP Std-1-2-10-20-30-40	
8	Rod Pair	75	2130CP Std-1-2-10-20-30-40	
1	Cam Set	80-79	1484M Std Only	
1	Cam Set	78	1451M Std Only	VINTAGE; .760" length ctr. brg.
1	Cam Set	75	1451M Std Only	VINTAGE; .760" length ctr. brg.
QTY	OIL PUMP	YEARS	PART NO.	DESCRIPTION
1	Oil Pump	80-78	224-4166	

BLOCK

BLOCK

(continued on next page)

Dodge Truck (Incl. SUV's)

360 5.9L (5900cc) OHV V8 (16 Valve), 4" Bore (Chrysler Eng.), 2 Bbl. "VIN K" 1980-1975 **54**
(cont.)

	QTY	OIL PUMP (cont.)	YEARS	PART NO.	DESCRIPTION		
BLOCK	1	Oil Pump	80-78	224-4166V	High Volume, check pan for clearance		
	1	Oil Pump	75	224-4166			
	1	Oil Pump	75	224-4166V	High Volume, check pan for clearance		
	1	Inter. Shaft	80-78	224-6166			
	1	Inter. Shaft	75	224-6166			
	1	Screen Assy.	80-78	224-1266			
	1	Screen Assy.	75	224-1266			
		QTY	GASKETS	YEARS	PART NO.	DESCRIPTION	
	1	Kit Gasket Set	80-78	260-1033	Exc. H/D eng.; Large port int. manifold gskts. incl.; Small port int. manifold gskts. incl.; Premium valve stem seals incl.		
	1	Kit Gasket Set	80-78	260-1095	H/D eng.; Premium valve stem seals incl.		
	1	Kit Gasket Set	75	260-1033	Large port int. manifold gskts. incl.; Small port int. manifold gskts. incl.; Premium valve stem seals incl.		
		QTY	FREEZE PLUGS	YEARS	PART NO.	DESCRIPTION	
	1	Brass Block Plug Kit	80-78	381-8010			
	1	Brass Block Plug Kit	75	381-8010			
	1	Steel Block Plug Kit	80-78	381-4014			
	1	Steel Block Plug Kit	75	381-4014			
	1	Brass Deep Cup Freeze Plug	80-78	381-9001	VINTAGE; 1.625" Diameter		
	1	Brass Deep Cup Freeze Plug	75	381-9001	VINTAGE; 1.625" Diameter		
1	Brass Shallow Cup Freeze Plug	80-78	381-7110	1.250" Diameter			
1	Brass Shallow Cup Freeze Plug	75	381-7110	1.250" Diameter			
1	Steel Deep Cup Freeze Plug	80-78	381-3041	1.625" Diameter			
1	Steel Deep Cup Freeze Plug	80-78	381-3054	19/32" Diameter			
1	Steel Deep Cup Freeze Plug	75	381-3041	1.625" Diameter			
1	Steel Deep Cup Freeze Plug	75	381-3054	19/32" Diameter			
1	Steel Disc Type Freeze Plug	80-78	381-1020	1.875" Diameter			
1	Steel Disc Type Freeze Plug	75	381-1020	1.875" Diameter			
1	Steel Shallow Cup Freeze Plug	80-78	381-3099	1.250" Diameter			
1	Steel Shallow Cup Freeze Plug	75	381-3099	1.250" Diameter			
KITS	RE-RING KIT						
	YEARS	DESCRIPTION			PREMIUM KIT NO.	ECONOMY KIT NO.	
	80-78	Exc. H/D Engs.; Large port int. manifold gskts. incl.; Small port int. manifold gskts. incl.; Premium valve stem seals incl.	Re-ring		205-622A	205-122A	
	80-78	H/D Engs.; Premium valve stem seals incl.	Re-ring		205-683A	205-183A	
	75	Large port int. manifold gskts. incl.; Small port int. manifold gskts. incl.; Premium valve stem seals incl.	Re-ring		205-622A	205-122A	
	80-78	Exc. H/D Engs.; Large port int. manifold gskts. incl.; Small port int. manifold gskts. incl.; Incl. A-Series aluminum bearings ; w/3.910" max. brg. flange OD; Premium valve stem seals incl.	Re-ring w/Mains		205-622AM	205-122AM	
	80-78	H/D Engs.; Incl. A-Series aluminum bearings ; w/3.910" max. brg. flange OD; Premium valve stem seals incl.	Re-ring w/Mains		205-683AM	205-183AM	
	75	Large port int. manifold gskts. incl.; Small port int. manifold gskts. incl.; Incl. A-Series aluminum bearings ; w/3.910" max. brg. flange OD; Premium valve stem seals incl.	Re-ring w/Mains		205-622AM	205-122AM	
	OVERHAUL KIT						
	YEARS	DESCRIPTION			PREMIUM KIT NO.	ECONOMY KIT NO.	
	80-79	Exc. H/D Engs.; Large port int. manifold gskts. incl.; Small port int. manifold gskts. incl.; Premium valve stem seals incl.; Incl. silent type chain	Master w/o Rods & Mains		505-622C	505-122C	
	80-79	H/D Engs.; Premium valve stem seals incl.; Incl. double rlr. type chain	Master w/o Rods & Mains		505-683C	505-183C	
80-79	Exc. H/D Engs.; Large port int. manifold gskts. incl.; Small port int. manifold gskts. incl.; Incl. A-Series aluminum bearings ; w/3.910" max. brg. flange OD; Premium valve stem seals incl.; Incl. silent type chain	Master		MKP-622C	MKP-122C		
80-79	H/D Engs.; Incl. A-Series aluminum bearings ; w/3.910" max. brg. flange OD; Premium valve stem seals incl.; Incl. double rlr. type chain	Master		MKP-683C	MKP-183C		

(continued on next page)

Dodge Truck (Incl. SUV's)

54 360 5.9L (5900cc) OHV V8 (16 Valve), 4" Bore (Chrysler Eng.), 2 Bbl. "VIN K" 1980-1975
(cont.)

K I T S	OVERHAUL KIT (cont.)		PREMIUM KIT NO. MK-622C	ECONOMY KIT NO. MK-122C	K I T S
	YEARS	DESCRIPTION			
	80-79	Exc. H/D Eng's.; Large port int. manifold gskts. incl.; Small port int. manifold gskts. incl.; Incl. A-Series aluminum bearings ; w/3.910" max. brg. flange OD; Premium valve stem seals incl.; Incl. silent type chain			Master w/o Pistons
	80-79	H/D Eng's.; Incl. A-Series aluminum bearings ; w/3.910" max. brg. flange OD; Premium valve stem seals incl.; Incl. double rlr. type chain			Master w/o Pistons

55 360 5.9L (5900cc) OHV V8 (16 Valve), 4" Bore (Chrysler Eng.), 4 Bbl. "VIN L" 1975-1974

V A L V E T R A I N	QTY	TIMING	YEARS	PART NO.	DESCRIPTION	V A L V E T R A I N
		1	3 Piece Set	75-74	KT3-160S	
	1	3 Piece Set	75-74	KT3-361S	Incl. silent type chain; (1) 222-361; (1) 223-358; (1) 223-359	
	1	Timing Set w/Gaskets	75-74	CTS-3000	Incl. silent type chain	
	1	Timing Chain	75-74	222-361	Silent type; 68 Links	
	1	Crank Sprocket	75-74	223-359	Std. Eng's.; Use w/silent type chain; .405" tooth width sprocket; 23 Teeth	
	1	Cam Sprocket	75-74	223-358	Std. Eng's.; Use w/silent type chain; 46 Teeth	
	QTY	CAMSHAFT/LIFTER	YEARS	PART NO.	DESCRIPTION	
	1	Camshaft	75-74	CS-665	Hydraulic, (050) Duration at .050 Lobe Lift, 203 Exh., 203 Int., 110 Degrees Lobe Separation	
	1	Prelube		55-403 Std Only	1.5 oz. packet	
	1	Prelube		55-400 Std Only	4 oz. bottle; 1.5 oz. packet No. 55-403 also avail.	
	16	Lifter	75-74	HT-2011 Std Only	Hyd.; w/2 grooves	
	16	Lifter	75-74	HT-2011R Std Only	Speed-Pro Hi-Revolution Hyd.	
	16	Lifter, Bulk	75-74	HT-2011B Std Only	Hyd.; w/2 grooves; Carton of 117	
	QTY	CAM KIT	YEARS	PART NO.	DESCRIPTION	
	1	Cam/Lifter Kit	75-74	KC-665	Hyd.; (1) 55-403B; (1) CS-665; (16) HT-2011	
	1	Cam/Lifter/Timing Kit	75-74	KCT-665	Hyd.; Incl. double rlr. type chain; (1) 55-403B; (1) CS-665; (16) HT-2011; (1) KT3-160S	
	1	Cam/Lifter/Timing Kit	75-74	KCT-665A	Hyd.; Incl. silent type chain; (1) 55-403B; (1) CS-665; (16) HT-2011; (1) KT3-361S	
	QTY	PUSH ROD	YEARS	PART NO.	DESCRIPTION	
	16	Push Rod	75-74	RP-3194 Std Only	.312" dia. ball at both ends; 7.5000" O.A.L.	
	16	Push Rod, Bulk	75-74	BRP-3194 Std Only	.312" dia. ball at both ends; Carton of 100; 7.5000" O.A.L.	
	QTY	ROCKER PARTS	YEARS	PART NO.	DESCRIPTION	
	8	Arm	75-74	R-861 Std Only	Loc. L.H.	
	8	Arm	75-74	R-862 Std Only	Loc. R.H.	
	8	Arm, Bulk	75-74	R-861B Std Only	Loc. L.H.; Carton of 64	
	8	Arm, Bulk	75-74	R-862B Std Only	Loc. R.H.; Carton of 64	
	2	Rocker Shaft	75-74	RS-626 Std Only		
	QTY	VALVE	YEARS	PART NO.	DESCRIPTION	
	8	Exhaust	75-74	V-3925 Std-15	4 groove; Chrome plated stem; 1.6000" Head Dia., 0.3710" Stem Dia., 5.0050" O.A.L.	
	8	Exhaust	75-74	V-2113 Std Only	VINTAGE; 2 groove; 1.6000" Head Dia., 0.3715" Stem Dia., 5.0050" O.A.L.	
	QTY	VALVE GUIDE	YEARS	PART NO.	DESCRIPTION	
	8	Guide	75-74	VG-5007 Std Only	Loc. Exhaust; 0.3725" ID, 2.3800" O.A.L	
	8	Guide	75-74	VG-5007 Std Only	Loc. Intake; 0.3725" ID, 2.3800" O.A.L	
	8	Guide, Bulk	75-74	VG-5007B Std Only	Loc. Exhaust; Carton of 50; 0.3725" ID, 2.3800" O.A.L	
	8	Guide, Bulk	75-74	VG-5007B Std Only	Loc. Intake; Carton of 50; 0.3725" ID, 2.3800" O.A.L	
	QTY	VALVE SPRING	YEARS	PART NO.	DESCRIPTION	
	8	Spring	75-74	VS-795 Std Only	Loc. Exh.; w/Rotators; Use w/Rotators; 1.8100" Free Height	
	8	Spring	75-74	VS-510 Std Only	Loc. Int.; 2.0000" Free Height	
	QTY	VALVE SEAL	YEARS	PART NO.	DESCRIPTION	
	8	Valve Stem Seal	75-74	ST-2002 Std Only	Loc. Exh.; Exc. Eng's. w/double valve springs; Installation requires valve guide machining; (PLY) Polyacrylate	
	8	Valve Stem Seal	75-74	MV-1918 Std Only	Loc. Exh.; Umbrella type; (VTN) Viton®	
	8	Valve Stem Seal	75-74	MV-1771C Std Only	Loc. Exhaust; Umbrella type; (PLY) Polyacrylate	
	8	Valve Stem Seal	75-74	ST-2002 Std Only	Loc. Int.; Exc. Eng's. w/double valve springs; Installation requires valve guide machining; (PLY) Polyacrylate	
	8	Valve Stem Seal	75-74	ST-2048 Std Only	Loc. Int.; O.E. design; Positive type; (VTN) Viton®	
	8	Valve Stem Seal	75-74	MV-1771C Std Only	Loc. Intake; Umbrella type; (PLY) Polyacrylate	
	8	Valve Stem Seal Bulk	75-74	ST-2002BC Std Only	Loc. Exh.; Exc. Eng's. w/double valve springs; Positive type; Installation requires valve guide machining; Carton of 100; (PLY) Polyacrylate	
	8	Valve Stem Seal Bulk	75-74	MV-1771 Std Only	Loc. Exhaust; Umbrella type; Carton of 100; (PLY) Polyacrylate	

(continued on next page)

Dodge Truck (Incl. SUV's)

360 5.9L (5900cc) OHV V8 (16 Valve), 4" Bore (Chrysler Eng.), 4 Bbl. "VIN L" 1975-1974 **55**
(cont.)

QTY	VALVE SEAL (cont.)	YEARS	PART NO.	DESCRIPTION
8	Valve Stem Seal Bulk	75-74	ST-2002BC Std Only	Loc. Int.; Exc. Eng. w/double valve springs; Positive type; Installation requires valve guide machining; Carton of 100; (PLY) Polyacrylate
8	Valve Stem Seal Bulk	75-74	MV-1771 Std Only	Loc. Intake; Umbrella type; Carton of 100; (PLY) Polyacrylate
QTY	VALVE SEAT	YEARS	PART NO.	DESCRIPTION
8	Seat	75-74	245-1750-2 Std Only	Loc. Exh.; 1.7550" OD, 1.5000" ID, 0.2160" Depth
8	Seat	75-74	245-1750-2N Std Only	Loc. Exh.; Premium Material; 1.7550" OD, 1.5000" ID, 0.2160" Depth
8	Seat	75-74	245-2000-1 Std Only	Loc. Int.; Use w/V-1908; 2.0055" OD, 1.7500" ID, 0.2160" Depth
QTY	VALVE, MISC	YEARS	PART NO.	DESCRIPTION
16	Keeper	75-74	VK-174 Std Only	Loc. Exh.; 4 groove
16	Keeper	75-74	VK-174R Std Only	Loc. Exh.; 4 groove; Hardened
16	Keeper	75-74	VK-66 Std Only	Loc. Int.; 2 groove
16	Keeper	75-74	VK-66R Std Only	Loc. Int.; 2 groove; Hardened
16	Spring Insert	75-74	259-103C Std Only	.015"; ID 1.030"; Carton of 100
16	Spring Insert	75-74	259-103B Std Only	.030"; ID 1.030"; Carton of 100
16	Spring Insert	75-74	259-103BRS Std Only	.030"; ID 1.030"; Carton of 500
16	Spring Insert	75-74	259-103A Std Only	.060"; ID 1.030"; Carton of 100
16	Spring Insert	75-74	259-103ARS Std Only	.060"; ID 1.030"; Carton of 500
8	Rotocap	75-74	RC-78S Std Only	Loc. Exh.
8	Rotocap	75-74	RC-78SB * Std Only	Loc. Exh.; Carton of 375
QTY	PISTON	YEARS	PART NO.	DESCRIPTION
8	Cast Piston	75-74	405P Std-20-30-40-60	Cast; .9842" Pin Dia.; 2 Rings 5/64 Groove, 1 Ring 3/16 Groove, 1.576 CD, Recessed Head .070 deep x 3.140 dia. - 8.0:1 C.R.
8	Cast Piston	75-74	405CP 60	Cast; .9842" Pin Dia.; 2 Rings 5/64 Groove, 1 Ring 3/16 Groove, 1.576 CD, Recessed Head .070 deep x 3.140 dia. - 8.0:1 C.R.; DUROSHIELD® skirt coated piston
8	Cast Piston - Individual	75-74	W405P Std-20-30-40-60	Cast; .9842" Pin Dia.; 2 Rings 5/64 Groove, 1 Ring 3/16 Groove, 1.576 CD, Recessed Head .070 deep x 3.140 dia. - 8.0:1 C.R.
1	Cast Piston Set w/Prem. Rings	75-74	8K405P 30 30-40-60	Cast; .9842" Pin Dia.; 2 Rings 5/64 Groove, 1 Ring 3/16 Groove, 1.576 CD, Recessed Head .070 deep x 3.140 dia. - 8.0:1 C.R.
1	Cast Piston Set w/Econ. Rings	75-74	8X405P 30 30-40-60	Cast; .9842" Pin Dia.; 2 Rings 5/64 Groove, 1 Ring 3/16 Groove, 1.576 CD, Recessed Head .070 deep x 3.140 dia. - 8.0:1 C.R.
8	POWERFORGED Piston-Individual	74	WL-2386F 30 30-40	Powerforged; 0.9842" Pin Dia.; 2 Rings 5/64 Groove, 1 Ring 3/16 Groove, 1.591 CD, Flat Head. DUROSHIELD® skirt coated piston.
QTY	RINGS	YEARS	PART NO.	DESCRIPTION
1	Premium Set	75-74	E-251KC Std-20-30-40-60	2-5/64, 1-3/16; Premium Chrome
1	Premium Set	75-74	E-251K Std-10-20-30-40-60	2-5/64, 1-3/16; Premium Moly
1	Premium Set	75-74	R-9903 Std-20-30-60	2-5/64, 1-3/16; Speed-Pro plasma-moly Perf. ring set
1	Standard Set	75-74	E-251X Std-10-20-30-40-60-80	2-5/64, 1-3/16; Iron
8	Premium Single Cylinder Set	75-74	WE-251K Std-30-40-60	2-5/64, 1-3/16; Premium Moly
8	Standard Single Cylinder Set	75-74	WE-251X Std-30-40-60	2-5/64, 1-3/16; Iron
QTY	SLEEVE	YEARS	PART NO.	DESCRIPTION
1	Repair Sleeve	75-74	SL-22Y Std Only	1/8" wall, must be cut to correct length; O.A.L. 10.250"
1	Repair Sleeve	75-74	SL-22M Std Only	3/32" wall, must be cut to correct length; O.A.L. 10.250"
QTY	ENGINE BEARINGS	YEARS	PART NO.	DESCRIPTION
1	Main Set	75-74	4999MA Std-1-10-20-30	A-Series aluminum bearings ; w/3.910" max. flange OD
1	Main Set	75-74	120M Std-10	Race Performance; 3/4 grooved; Tri-metal copper-lead; w/3.910" max. flange OD
1	Rod Set	75-74	8-2130CP Std-1-10-20-30-40-50	8-2130CA 60 avail. as unplated & resizeable
1	Rod Set	75-74	8-7125CH Std-1X-10	Race Performance
1	Rod Set	75-74	8-2130CA 60 60	Unplated & resizeable
1	Rod Set	75-74	8-2130CP 10X2 10X2	Use in .002" O/S Rod Bore
8	Rod Pair	75-74	2130CP Std-1-2-10-20-30-40	
1	Cam Set	75-74	1451M Std Only	VINTAGE; .760" length ctr. brg.
QTY	OIL PUMP	YEARS	PART NO.	DESCRIPTION
1	Oil Pump	75-74	224-4166	
1	Oil Pump	75-74	224-4166V	High Volume, check pan for clearance
1	Inter. Shaft	75-74	224-6166	
1	Screen Assy.	75-74	224-1266	

(continued on next page)

Dodge Truck (Incl. SUV's)

55 360 5.9L (5900cc) OHV V8 (16 Valve), 4" Bore (Chrysler Eng.), 4 Bbl. "VIN L" 1975-1974

(cont.)

BLOCK	QTY	GASKETS	YEARS	PART NO.	DESCRIPTION	BLOCK		
	1	Kit Gasket Set	75-74	260-1033	Large port int. manifold gskts. incl.; Small port int. manifold gskts. incl.; Premium valve stem seals incl.			
BLOCK	QTY	FREEZE PLUGS	YEARS	PART NO.	DESCRIPTION	BLOCK		
	1	Brass Block Plug Kit	75-74	381-8010	VINTAGE; 1.625" Diameter 1.250" Diameter 1.625" Diameter 19/32" Diameter 1.875" Diameter 1.250" Diameter			
	1	Steel Block Plug Kit	75-74	381-4014				
	1	Brass Deep Cup Freeze Plug	75-74	381-9001				
	1	Brass Shallow Cup Freeze Plug	75-74	381-7110				
	1	Steel Deep Cup Freeze Plug	75-74	381-3041				
	1	Steel Deep Cup Freeze Plug	75-74	381-3054				
	1	Steel Disc Type Freeze Plug	75-74	381-1020				
1	Steel Shallow Cup Freeze Plug	75-74	381-3099					
KITS	RE-RING KIT		YEARS	DESCRIPTION	RE-RING	PREMIUM KIT NO.	ECONOMY KIT NO.	KITS
	75-74	Large port int. manifold gskts. incl.; Small port int. manifold gskts. incl.; Premium valve stem seals incl.		Re-ring		205-622A	205-122A	
	75-74	Large port int. manifold gskts. incl.; Small port int. manifold gskts. incl.; Incl. A-Series aluminum bearings ; w/3.910" max. brg. flange OD; Premium valve stem seals incl.		Re-ring w/Mains		205-622AM	205-122AM	

56 360 5.9L (5900cc) OHV V8 (16 Valve), 4" Bore (Chrysler Eng.), 2 Bbl. "VIN S" 1980-1979

VALVE TRAIN	QTY	TIMING	YEARS	PART NO.	DESCRIPTION	VALVE TRAIN		
	1	3 Piece Set	80-79	KT3-160S	Incl. double rlr. type chain; (1) 222-160; (1) 223-297; (1) 223-402			
	1	3 Piece Set	80-79	KT3-361S	Incl. silent type chain; (1) 222-361; (1) 223-358; (1) 223-359			
	1	Timing Set w/Gaskets	80-79	CTS-3000	Incl. silent type chain			
	1	Timing Chain	80-79	222-160	Premium; Double rlr.; 68 Links			
	1	Timing Chain	80-79	222-361	Silent type; 68 Links			
	1	Crank Sprocket	80-79	223-297	Premium; Double row; 23 Teeth			
	1	Crank Sprocket	80-79	223-359	Use w/silent type chain; .405" tooth width sprocket; 23 Teeth			
	1	Cam Sprocket	80-79	223-402	Premium; Double row; 46 Teeth			
	1	Cam Sprocket	80-79	223-358	Use w/silent type chain; 46 Teeth			
VALVE TRAIN	QTY	CAMSHAFT/LIFTER	YEARS	PART NO.	DESCRIPTION	VALVE TRAIN		
	1	Camshaft	80-79	CS-665	Exc. H/D Eng.; Hydraulic, (050) Duration at .050 Lobe Lift, 203 Exh., 203 Int., 110 Degrees Lobe Separation			
	1	Camshaft	80-79	CS-644	VINTAGE; H/D Eng.; 0.442" Exh. Valve Lift, 0.429" Int. Valve Lift, Hydraulic, (050) Duration at .050 Lobe Lift, 220 Exh., 210 Int., 114 Degrees Lobe Separation			
	1	Prelube		55-403 Std Only	1.5 oz. packet			
	1	Prelube		55-400 Std Only	4 oz. bottle; 1.5 oz. packet No. 55-403 also avail.			
	16	Lifter	80-79	HT-2011 Std Only	Hyd.; w/2 grooves			
	16	Lifter	80-79	HT-2011R Std Only	Speed-Pro Hi-Revolution Hyd.			
	16	Lifter, Bulk	80-79	HT-2011B Std Only	Hyd.; w/2 grooves; Carton of 117			
	VALVE TRAIN	QTY	CAM KIT	YEARS	PART NO.		DESCRIPTION	VALVE TRAIN
		1	Cam/Lifter Kit	80-79	KC-665		Exc. H/D Eng.; Hyd.; (1) 55-403B; (1) CS-665; (16) HT-2011	
1		Cam/Lifter/Timing Kit	80-79	KCT-665	Exc. H/D Eng.; Hyd.; Incl. double rlr. type chain; (1) 55-403B; (1) CS-665; (16) HT-2011; (1) KT3-160S			
VALVE TRAIN	QTY	CAM KIT	YEARS	PART NO.	DESCRIPTION	VALVE TRAIN		
	1	Cam/Lifter/Timing Kit	80-79	KCT-665A	Exc. H/D Eng.; Hyd.; Incl. silent type chain; (1) 55-403B; (1) CS-665; (16) HT-2011; (1) KT3-361S			
	1	Cam/Lifter/Timing Kit	80-79	KCT-665A	Exc. H/D Eng.; Hyd.; Incl. silent type chain; (1) 55-403B; (1) CS-665; (16) HT-2011; (1) KT3-361S			
VALVE TRAIN	QTY	PUSH ROD	YEARS	PART NO.	DESCRIPTION	VALVE TRAIN		
	16	Push Rod	80-79	RP-3194 Std Only	.312" dia. ball at both ends; 7.5000" O.A.L.			
	16	Push Rod, Bulk	80-79	BRP-3194 Std Only	.312" dia. ball at both ends; Carton of 100; 7.5000" O.A.L.			
VALVE TRAIN	QTY	ROCKER PARTS	YEARS	PART NO.	DESCRIPTION	VALVE TRAIN		
	8	Arm	80-79	R-861 Std Only	Loc. L.H.			
	8	Arm	80-79	R-862 Std Only	Loc. R.H.			
	8	Arm, Bulk	80-79	R-861B Std Only	Loc. L.H.; Carton of 64			
	8	Arm, Bulk	80-79	R-862B Std Only	Loc. R.H.; Carton of 64			
2	Rocker Shaft	80-79	RS-626 Std Only					
VALVE TRAIN	QTY	VALVE	YEARS	PART NO.	DESCRIPTION	VALVE TRAIN		
	8	Exhaust	80-79	V-2556 Std Only	2 groove; Chrome plated stem; 1.6170" Head Dia., 0.3716" Stem Dia., 4.9950" O.A.L.			
	8	Exhaust	80-79	V-3925 Std-15	4 groove; Chrome plated stem; 1.6000" Head Dia., 0.3710" Stem Dia., 5.0050" O.A.L.			
	8	Intake	80-79	V-1908 Std-15	2 groove; 1.8800" Head Dia., 0.3725" Stem Dia., 4.9810" O.A.L.			
VALVE TRAIN	QTY	VALVE GUIDE	YEARS	PART NO.	DESCRIPTION	VALVE TRAIN		
	8	Guide	80-79	VG-5007 Std Only	Loc. Exhaust; 0.3725" ID, 2.3800" O.A.L.			

(continued on next page)

Dodge Truck (Incl. SUV's)

360 5.9L (5900cc) OHV V8 (16 Valve), 4" Bore (Chrysler Eng.), 2 Bbl. "VIN S" 1980-1979 **56**
(cont.)

QTY	VALVE GUIDE (cont.)	YEARS	PART NO.	DESCRIPTION
8	Guide	80-79	VG-5007 Std Only	Loc. Intake; 0.3725" ID, 2.3800" O.A.L
8	Guide, Bulk	80-79	VG-5007B Std Only	Loc. Exhaust; Carton of 50; 0.3725" ID, 2.3800" O.A.L
8	Guide, Bulk	80-79	VG-5007B Std Only	Loc. Intake; Carton of 50; 0.3725" ID, 2.3800" O.A.L
QTY	VALVE SPRING	YEARS	PART NO.	DESCRIPTION
8	Spring	80-79	VS-510 Std Only	Loc. Exh.; w/o Rotators; 2.0000" Free Height
8	Spring	80-79	VS-795 Std Only	Loc. Exh.; w/Rotators; Use w/Rotators; 1.8100" Free Height
8	Spring	80-79	VS-510 Std Only	Loc. Int.; w/o Rotators; 2.0000" Free Height
QTY	VALVE SEAL	YEARS	PART NO.	DESCRIPTION
8	Valve Stem Seal	80-79	ST-2002 Std Only	Loc. Exh.; Exc. Eng. w/double valve springs; Installation requires valve guide machining; (PLY) Polyacrylate
8	Valve Stem Seal	80-79	MV-1918 Std Only	Loc. Exh.; Umbrella type; (VTN) Viton®
8	Valve Stem Seal	80-79	ST-2002 Std Only	Loc. Int.; Exc. Eng. w/double valve springs; Installation requires valve guide machining; (PLY) Polyacrylate
8	Valve Stem Seal	80-79	ST-2048 Std Only	Loc. Int.; O.E. design; Positive type; (VTN) Viton®
8	Valve Stem Seal Bulk	80-79	ST-2002BC Std Only	Loc. Exh.; Exc. Eng. w/double valve springs; Positive type; Installation requires valve guide machining; Carton of 100; (PLY) Polyacrylate
8	Valve Stem Seal Bulk	80-79	ST-2002BC Std Only	Loc. Int.; Exc. Eng. w/double valve springs; Positive type; Installation requires valve guide machining; Carton of 100; (PLY) Polyacrylate
QTY	VALVE SEAT	YEARS	PART NO.	DESCRIPTION
8	Seat	80-79	245-1687-2 Std Only	Loc. Exh.; Use w/V-2155 & V-2556; 1.6925" OD, 1.4375" ID, 0.2160" Depth
8	Seat	80-79	245-1687-2N Std Only	Loc. Exh.; Use w/V-2155 & V-2556; Premium Material; 1.6925" OD, 1.4375" ID, 0.2160" Depth
8	Seat	80-79	245-1750-2 Std Only	Loc. Exh.; Use w/V-3925; 1.7550" OD, 1.5000" ID, 0.2160" Depth
8	Seat	80-79	245-1750-2N Std Only	Loc. Exh.; Use w/V-3925; Premium Material; 1.7550" OD, 1.5000" ID, 0.2160" Depth
8	Seat	80-79	245-2000-1 Std Only	Loc. Int.; Use w/V-1908; 2.0055" OD, 1.7500" ID, 0.2160" Depth
QTY	VALVE, MISC	YEARS	PART NO.	DESCRIPTION
16	Keeper	80-79	VK-174 Std Only	Loc. Exh.; 4 groove
16	Keeper	80-79	VK-174R Std Only	Loc. Exh.; 4 groove; Hardened
16	Keeper	80-79	VK-66 Std Only	Loc. Int.; 2 groove
16	Keeper	80-79	VK-66R Std Only	Loc. Int.; 2 groove; Hardened
16	Spring Insert	80-79	259-103C Std Only	.015"; ID 1.030"; Carton of 100
16	Spring Insert	80-79	259-103B Std Only	.030"; ID 1.030"; Carton of 100
16	Spring Insert	80-79	259-103BRS Std Only	.030"; ID 1.030"; Carton of 500
16	Spring Insert	80-79	259-103A Std Only	.060"; ID 1.030"; Carton of 100
16	Spring Insert	80-79	259-103ARS Std Only	.060"; ID 1.030"; Carton of 500
8	Rotocap	80-79	RC-78S Std Only	Loc. Exh.
8	Rotocap	80-79	RC-78SB * Std Only	Loc. Exh.; Carton of 375
QTY	PISTON	YEARS	PART NO.	DESCRIPTION
8	Cast Piston	80-79	405P Std-20-30-40-60	Cast; .9842" Pin Dia.; 2 Rings 5/64 Groove, 1 Ring 3/16 Groove, 1.576 CD, Recessed Head .070 deep x 3.140 dia. - 8.0:1 C.R.
8	Cast Piston	80-79	405CP 60 60	Cast; .9842" Pin Dia.; 2 Rings 5/64 Groove, 1 Ring 3/16 Groove, 1.576 CD, Recessed Head .070 deep x 3.140 dia. - 8.0:1 C.R.; DUROSHIELD® skirt coated piston
8	Cast Piston - Individual	80-79	W405P Std-20-30-40-60	Cast; .9842" Pin Dia.; 2 Rings 5/64 Groove, 1 Ring 3/16 Groove, 1.576 CD, Recessed Head .070 deep x 3.140 dia. - 8.0:1 C.R.
1	Cast Piston Set w/Prem. Rings	80-79	8K405P 30 30-40-60	Cast; .9842" Pin Dia.; 2 Rings 5/64 Groove, 1 Ring 3/16 Groove, 1.576 CD, Recessed Head .070 deep x 3.140 dia. - 8.0:1 C.R.
1	Cast Piston Set w/Econ. Rings	80-79	8X405P 30 30-40-60	Cast; .9842" Pin Dia.; 2 Rings 5/64 Groove, 1 Ring 3/16 Groove, 1.576 CD, Recessed Head .070 deep x 3.140 dia. - 8.0:1 C.R.
QTY	RINGS	YEARS	PART NO.	DESCRIPTION
1	Premium Set	80-79	E-251KC Std-20-30-40-60	2-5/64, 1-3/16; Premium Chrome
1	Premium Set	80-79	E-251K Std-10-20-30-40-60	2-5/64, 1-3/16; Premium Moly
1	Premium Set	80-79	R-9903 Std-20-30-60	2-5/64, 1-3/16; Speed-Pro plasma-moly Perf. ring set
1	Standard Set	80-79	E-251X Std-10-20-30-40-60-80	2-5/64, 1-3/16; Iron
8	Premium Single Cylinder Set	80-79	WE-251K Std-30-40-60	2-5/64, 1-3/16; Premium Moly
8	Standard Single Cylinder Set	80-79	WE-251X Std-30-40-60	2-5/64, 1-3/16; Iron
QTY	SLEEVE	YEARS	PART NO.	DESCRIPTION
1	Repair Sleeve	80-79	SL-22Y Std Only	1/8" wall, must be cut to correct length; O.A.L. 10.250"
1	Repair Sleeve	80-79	SL-22M Std Only	3/32" wall, must be cut to correct length; O.A.L. 10.250"

(continued on next page)

Dodge Truck (Incl. SUV's)

56 360 5.9L (5900cc) OHV V8 (16 Valve), 4" Bore (Chrysler Eng.), 2 Bbl. "VIN S" 1980-1979

(cont.)

BLOCK		QTY	ENGINE BEARINGS	YEARS	PART NO.	DESCRIPTION		
		1	Main Set	80-79	4999MA Std-1-10-20-30	A-Series aluminum bearings; w/3.910" max. flange OD		
		1	Main Set	80-79	120M Std-10	Race Performance; 3/4 grooved; Tri-metal copper-lead; w/3.910" max. flange OD		
		1	Rod Set	80-79	8-2130CP Std-1-10-20-30-40-50	8-2130CA 60 avail. as unplated & resizeable		
		1	Rod Set	80-79	8-7125CH Std-1X-10	Race Performance		
		1	Rod Set	80-79	8-2130CA 60 60	Unplated & resizeable		
		1	Rod Set	80-79	8-2130CP 10X2 10X2	Use in .002" O/S Rod Bore		
		8	Rod Pair	80-79	2130CP Std-1-2-10-20-30-40			
		1	Cam Set	80-79	1484M Std Only			
BLOCK		QTY	OIL PUMP	YEARS	PART NO.	DESCRIPTION		
		1	Oil Pump	80-79	224-4166			
		1	Oil Pump	80-79	224-4166V	High Volume, check pan for clearance		
		1	Inter. Shaft	80-79	224-6166			
		1	Screen Assy.	80-79	224-1266			
BLOCK		QTY	GASKETS	YEARS	PART NO.	DESCRIPTION		
		1	Kit Gasket Set	80-79	260-1033	Exc. H/D eng.; Large port int. manifold gskts. incl.; Small port int. manifold gskts. incl.; Premium valve stem seals incl.		
		1	Kit Gasket Set	80-79	260-1095	H/D eng.; Premium valve stem seals incl.		
BLOCK		QTY	FREEZE PLUGS	YEARS	PART NO.	DESCRIPTION		
		1	Brass Block Plug Kit	80-79	381-8010			
		1	Steel Block Plug Kit	80-79	381-4014			
		1	Brass Deep Cup Freeze Plug	80-79	381-9001	VINTAGE; 1.625" Diameter		
		1	Brass Shallow Cup Freeze Plug	80-79	381-7110	1.250" Diameter		
		1	Steel Deep Cup Freeze Plug	80-79	381-3041	1.625" Diameter		
		1	Steel Deep Cup Freeze Plug	80-79	381-3054	19/32" Diameter		
		1	Steel Disc Type Freeze Plug	80-79	381-1020	1.875" Diameter		
		1	Steel Shallow Cup Freeze Plug	80-79	381-3099	1.250" Diameter		
KITS		YEARS	RE-RING KIT DESCRIPTION			PREMIUM KIT NO.	ECONOMY KIT NO.	KITS
		80-79	Exc. H/D Eng.s.; Large port int. manifold gskts. incl.; Small port int. manifold gskts. incl.; Premium valve stem seals incl.	Re-ring		205-622A	205-122A	
		80-79	H/D Eng.s.; Premium valve stem seals incl.	Re-ring		205-683A	205-183A	
		80-79	Exc. H/D Eng.s.; Large port int. manifold gskts. incl.; Small port int. manifold gskts. incl.; Incl. A-Series aluminum bearings; w/3.910" max. brg. flange OD; Premium valve stem seals incl.	Re-ring w/Mains		205-622AM	205-122AM	
		80-79	H/D Eng.s.; Incl. A-Series aluminum bearings; w/3.910" max. brg. flange OD; Premium valve stem seals incl.	Re-ring w/Mains		205-683AM	205-183AM	
KITS		YEARS	OVERHAUL KIT DESCRIPTION			PREMIUM KIT NO.	ECONOMY KIT NO.	KITS
		80-79	Exc. H/D Eng.s.; Large port int. manifold gskts. incl.; Small port int. manifold gskts. incl.; Premium valve stem seals incl.; Incl. silent type chain	Master w/o Rods & Mains		505-622C	505-122C	
		80-79	H/D Eng.s.; Premium valve stem seals incl.; Incl. double rlr. type chain	Master w/o Rods & Mains		505-683C	505-183C	
		80-79	Exc. H/D Eng.s.; Large port int. manifold gskts. incl.; Small port int. manifold gskts. incl.; Incl. A-Series aluminum bearings; w/3.910" max. brg. flange OD; Premium valve stem seals incl.; Incl. silent type chain	Master		MKP-622C	MKP-122C	
		80-79	H/D Eng.s.; Incl. A-Series aluminum bearings; w/3.910" max. brg. flange OD; Premium valve stem seals incl.; Incl. double rlr. type chain	Master		MKP-683C	MKP-183C	
		80-79	Exc. H/D Eng.s.; Large port int. manifold gskts. incl.; Small port int. manifold gskts. incl.; Incl. A-Series aluminum bearings; w/3.910" max. brg. flange OD; Premium valve stem seals incl.; Incl. silent type chain	Master w/o Pistons		MK-622C	MK-122C	
		80-79	H/D Eng.s.; Incl. A-Series aluminum bearings; w/3.910" max. brg. flange OD; Premium valve stem seals incl.; Incl. double rlr. type chain	Master w/o Pistons		MK-683C	MK-183C	

Dodge Truck (Incl. SUV's)

360 5.9L (5900cc) OHV V8 (16 Valve), 4" Bore (Chrysler Eng.), 4 Bbl. "VIN T" 1980-1974 **57**

QTY	TIMING	YEARS	PART NO.	DESCRIPTION
1	3 Piece Set	80-74	KT3-160S	Incl. double rlr. type chain; (1) 222-160; (1) 223-297; (1) 223-402
1	3 Piece Set	80-74	KT3-361S	Incl. silent type chain; (1) 222-361; (1) 223-358; (1) 223-359
1	Timing Set w/Gaskets	80-74	CTS-3000	Incl. silent type chain
1	Timing Chain	80-79	222-160	Premium; Double rlr.; 68 Links
1	Timing Chain	80-74	222-361	Silent type; 68 Links
1	Timing Chain	74	222-160	H/D; Hi-Perf.; Double rlr.; 68 Links
1	Timing Chain	74	222-160	Premium; Double rlr.; 68 Links
1	Crank Sprocket	80-79	223-297	Premium; Double row; 23 Teeth
1	Crank Sprocket	80-77	223-359	Use w/silent type chain; .405" tooth width sprocket; 23 Teeth
1	Crank Sprocket	76-74	223-359	Std. Eng.s.; Use w/silent type chain; .405" tooth width sprocket; 23 Teeth
1	Crank Sprocket	74	223-297	Plymouth Trailduster Base; H/D; Hi-Perf.; Double row; 23 Teeth
1	Crank Sprocket	74	223-297	Premium; Double row; 23 Teeth
1	Cam Sprocket	80-79	223-402	Premium; Double row; 46 Teeth
1	Cam Sprocket	80-77	223-358	Use w/silent type chain; 46 Teeth
1	Cam Sprocket	76-74	223-358	Std. Eng.s.; Use w/silent type chain; 46 Teeth
1	Cam Sprocket	74	223-402	Plymouth Trailduster Base; H/D; Hi-Perf.; Double row; 46 Teeth
1	Cam Sprocket	74	223-402	Premium; Double row; 46 Teeth
QTY	CAMSHAFT/LIFTER	YEARS	PART NO.	DESCRIPTION
1	Camshaft	80-78	CS-665	Exc. H/D Eng.s.; Hydraulic, (050) Duration at .050 Lobe Lift, 203 Exh., 203 Int., 110 Degrees Lobe Separation
1	Camshaft	80-78	CS-644	VINTAGE; H/D Eng.s.; 0.442" Exh. Valve Lift, 0.429" Int. Valve Lift, Hydraulic, (050) Duration at .050 Lobe Lift, 220 Exh., 210 Int., 114 Degrees Lobe Separation
1	Camshaft	77-74	CS-665	Hydraulic, (050) Duration at .050 Lobe Lift, 203 Exh., 203 Int., 110 Degrees Lobe Separation
1	Prelube		55-403 Std Only	1.5 oz. packet
1	Prelube		55-400 Std Only	4 oz. bottle; 1.5 oz. packet No. 55-403 also avail.
16	Lifter	80-74	HT-2011 Std Only	Hyd.; w/2 grooves
16	Lifter	80-74	HT-2011R Std Only	Speed-Pro Hi-Revolution Hyd.
16	Lifter, Bulk	80-74	HT-2011B Std Only	Hyd.; w/2 grooves; Carton of 117
QTY	CAM KIT	YEARS	PART NO.	DESCRIPTION
1	Cam/Lifter Kit	80-78	KC-665	Exc. H/D Eng.s.; Hyd.; (1) 55-403B; (1) CS-665; (16) HT-2011
1	Cam/Lifter Kit	77-74	KC-665	Hyd.; (1) 55-403B; (1) CS-665; (16) HT-2011
1	Cam/Lifter/Timing Kit	80-78	KCT-665	Exc. H/D Eng.s.; Hyd.; Incl. double rlr. type chain; (1) 55-403B; (1) CS-665; (16) HT-2011; (1) KT3-160S
1	Cam/Lifter/Timing Kit	80-78	KCT-665A	Exc. H/D Eng.s.; Hyd.; Incl. silent type chain; (1) 55-403B; (1) CS-665; (16) HT-2011; (1) KT3-361S
1	Cam/Lifter/Timing Kit	77-74	KCT-665	Hyd.; Incl. double rlr. type chain; (1) 55-403B; (1) CS-665; (16) HT-2011; (1) KT3-160S
1	Cam/Lifter/Timing Kit	77-74	KCT-665A	Hyd.; Incl. silent type chain; (1) 55-403B; (1) CS-665; (16) HT-2011; (1) KT3-361S
QTY	PUSH ROD	YEARS	PART NO.	DESCRIPTION
16	Push Rod	80-74	RP-3194 Std Only	.312" dia. ball at both ends; 7.5000" O.A.L.
16	Push Rod, Bulk	80-74	BRP-3194 Std Only	.312" dia. ball at both ends; Carton of 100; 7.5000" O.A.L.
QTY	ROCKER PARTS	YEARS	PART NO.	DESCRIPTION
8	Arm	80-74	R-861 Std Only	Loc. L.H.
8	Arm	80-74	R-862 Std Only	Loc. R.H.
8	Arm, Bulk	80-74	R-861B Std Only	Loc. L.H.; Carton of 64
8	Arm, Bulk	80-74	R-862B Std Only	Loc. R.H.; Carton of 64
2	Rocker Shaft	80-74	RS-626 Std Only	
QTY	VALVE	YEARS	PART NO.	DESCRIPTION
8	Exhaust	80-79	V-2556 Std Only	2 groove; Chrome plated stem; 1.6170" Head Dia., 0.3716" Stem Dia., 4.9950" O.A.L.
8	Exhaust	80-78	V-3925 Std-15	4 groove; Chrome plated stem; 1.6000" Head Dia., 0.3710" Stem Dia., 5.0050" O.A.L.
8	Exhaust	78	V-2113 Std Only	VINTAGE; 2 groove; 1.6000" Head Dia., 0.3715" Stem Dia., 5.0050" O.A.L.
8	Exhaust	77-76	V-3925 Std-15	L/D; 4 groove; Chrome plated stem; 1.6000" Head Dia., 0.3710" Stem Dia., 5.0050" O.A.L.
8	Exhaust	77-76	V-2113 Std Only	VINTAGE; L/D; 2 groove; 1.6000" Head Dia., 0.3715" Stem Dia., 5.0050" O.A.L.
8	Exhaust	75-74	V-3925 Std-15	4 groove; Chrome plated stem; 1.6000" Head Dia., 0.3710" Stem Dia., 5.0050" O.A.L.
8	Exhaust	75-74	V-2113 Std Only	VINTAGE; 2 groove; 1.6000" Head Dia., 0.3715" Stem Dia., 5.0050" O.A.L.

VALVE TRAIN

VALVE TRAIN

(continued on next page)

Dodge Truck (Incl. SUV's)

57 360 5.9L (5900cc) OHV V8 (16 Valve), 4" Bore (Chrysler Eng.), 4 Bbl. "VIN T" 1980-1974

(cont.)

QTY	VALVE (cont.)	YEARS	PART NO.	DESCRIPTION
8	Intake	80-76	V-1908 Std-15	2 groove; 1.8800" Head Dia., 0.3725" Stem Dia., 4.9810" O.A.L.
QTY	VALVE GUIDE	YEARS	PART NO.	DESCRIPTION
8	Guide	80-74	VG-5007 Std Only	Loc. Exhaust; 0.3725" ID, 2.3800" O.A.L
8	Guide	80-74	VG-5007 Std Only	Loc. Intake; 0.3725" ID, 2.3800" O.A.L
8	Guide, Bulk	80-74	VG-5007B Std Only	Loc. Exhaust; Carton of 50; 0.3725" ID, 2.3800" O.A.L
8	Guide, Bulk	80-74	VG-5007B Std Only	Loc. Intake; Carton of 50; 0.3725" ID, 2.3800" O.A.L
QTY	VALVE SPRING	YEARS	PART NO.	DESCRIPTION
8	Spring	80-78	VS-510 Std Only	Loc. Exh.; w/o Rotators; 2.0000" Free Height
8	Spring	80-74	VS-795 Std Only	Loc. Exh.; w/Rotators; Use w/Rotators; 1.8100" Free Height
8	Spring	80-78	VS-510 Std Only	Loc. Int.; w/o Rotators; 2.0000" Free Height
8	Spring	77-74	VS-510 Std Only	Loc. Int.; 2.0000" Free Height
QTY	VALVE SEAL	YEARS	PART NO.	DESCRIPTION
8	Valve Stem Seal	80-74	ST-2002 Std Only	Loc. Exh.; Exc. Eng. w/double valve springs; Installation requires valve guide machining; (PLY) Polyacrylate
8	Valve Stem Seal	80-74	MV-1918 Std Only	Loc. Exh.; Umbrella type; (VTN) Viton®
8	Valve Stem Seal	80-74	ST-2002 Std Only	Loc. Int.; Exc. Eng. w/double valve springs; Installation requires valve guide machining; (PLY) Polyacrylate
8	Valve Stem Seal	80-74	ST-2048 Std Only	Loc. Int.; O.E. design; Positive type; (VTN) Viton®
8	Valve Stem Seal	76-74	MV-1771C Std Only	Loc. Exhaust; Umbrella type; (PLY) Polyacrylate
8	Valve Stem Seal	76-74	MV-1771C Std Only	Loc. Intake; Umbrella type; (PLY) Polyacrylate
8	Valve Stem Seal Bulk	80-74	ST-2002BC Std Only	Loc. Exh.; Exc. Eng. w/double valve springs; Positive type; Installation requires valve guide machining; Carton of 100; (PLY) Polyacrylate
8	Valve Stem Seal Bulk	80-74	ST-2002BC Std Only	Loc. Int.; Exc. Eng. w/double valve springs; Positive type; Installation requires valve guide machining; Carton of 100; (PLY) Polyacrylate
8	Valve Stem Seal Bulk	76-74	MV-1771 Std Only	Loc. Exhaust; Umbrella type; Carton of 100; (PLY) Polyacrylate
8	Valve Stem Seal Bulk	76-74	MV-1771 Std Only	Loc. Intake; Umbrella type; Carton of 100; (PLY) Polyacrylate
QTY	VALVE SEAT	YEARS	PART NO.	DESCRIPTION
8	Seat	80-79	245-1687-2 Std Only	Loc. Exh.; Use w/V-2155 & V-2556; 1.6925" OD, 1.4375" ID, 0.2160" Depth
8	Seat	80-79	245-1687-2N Std Only	Loc. Exh.; Use w/V-2155 & V-2556; Premium Material; 1.6925" OD, 1.4375" ID, 0.2160" Depth
8	Seat	80-79	245-1750-2 Std Only	Loc. Exh.; Use w/V-3925; 1.7550" OD, 1.5000" ID, 0.2160" Depth
8	Seat	80-79	245-1750-2N Std Only	Loc. Exh.; Use w/V-3925; Premium Material; 1.7550" OD, 1.5000" ID, 0.2160" Depth
8	Seat	80-74	245-2000-1 Std Only	Loc. Int.; Use w/V-1908; 2.0055" OD, 1.7500" ID, 0.2160" Depth
8	Seat	78-74	245-1750-2 Std Only	Loc. Exh.; 1.7550" OD, 1.5000" ID, 0.2160" Depth
8	Seat	78-74	245-1750-2N Std Only	Loc. Exh.; Premium Material; 1.7550" OD, 1.5000" ID, 0.2160" Depth
QTY	VALVE, MISC	YEARS	PART NO.	DESCRIPTION
16	Keeper	80-74	VK-174 Std Only	Loc. Exh.; 4 groove
16	Keeper	80-74	VK-174R Std Only	Loc. Exh.; 4 groove; Hardened
16	Keeper	80-74	VK-66 Std Only	Loc. Int.; 2 groove
16	Keeper	80-74	VK-66R Std Only	Loc. Int.; 2 groove; Hardened
16	Spring Insert	80-74	259-103C Std Only	.015"; ID 1.030"; Carton of 100
16	Spring Insert	80-74	259-103B Std Only	.030"; ID 1.030"; Carton of 100
16	Spring Insert	80-74	259-103BRS Std Only	.030"; ID 1.030"; Carton of 500
16	Spring Insert	80-74	259-103A Std Only	.060"; ID 1.030"; Carton of 100
16	Spring Insert	80-74	259-103ARS Std Only	.060"; ID 1.030"; Carton of 500
8	Rotocap	80-74	RC-78S Std Only	Loc. Exh.
8	Rotocap	80-74	RC-78SB * Std Only	Loc. Exh.; Carton of 375
QTY	PISTON	YEARS	PART NO.	DESCRIPTION
8	Cast Piston	80-74	405P Std-20-30-40-60	Cast; .9842" Pin Dia.; 2 Rings 5/64 Groove, 1 Ring 3/16 Groove, 1.576 CD, Recessed Head .070 deep x 3.140 dia. - 8.0:1 C.R.
8	Cast Piston	80-74	405CP 60 60	Cast; .9842" Pin Dia.; 2 Rings 5/64 Groove, 1 Ring 3/16 Groove, 1.576 CD, Recessed Head .070 deep x 3.140 dia. - 8.0:1 C.R.; DUROSHIELD® skirt coated piston
8	Cast Piston - Individual	80-74	W405P Std-20-30-40-60	Cast; .9842" Pin Dia.; 2 Rings 5/64 Groove, 1 Ring 3/16 Groove, 1.576 CD, Recessed Head .070 deep x 3.140 dia. - 8.0:1 C.R.
1	Cast Piston Set w/Prem. Rings	80-74	8K405P 30 30-40-60	Cast; .9842" Pin Dia.; 2 Rings 5/64 Groove, 1 Ring 3/16 Groove, 1.576 CD, Recessed Head .070 deep x 3.140 dia. - 8.0:1 C.R.

VALVE TRAIN

VALVE TRAIN

BLOCK

BLOCK

(continued on next page)

Dodge Truck (Incl. SUV's)

360 5.9L (5900cc) OHV V8 (16 Valve), 4" Bore (Chrysler Eng.), 4 Bbl. "VIN T" 1980-1974 **57**
(cont.)

QTY	PISTON (cont.)	YEARS	PART NO.	DESCRIPTION	
1	Cast Piston Set w/Econ. Rings	80-74	8X405P 30 30-40-60	Cast; .9842" Pin Dia.; 2 Rings 5/64 Groove, 1 Ring 3/16 Groove, 1.576 CD, Recessed Head .070 deep x 3.140 dia. - 8.0:1 C.R.	
8	POWERFORGED Piston-Individual	74	WL-2386F 30 30-40	Powerforged; 0.9842" Pin Dia.; 2 Rings 5/64 Groove, 1 Ring 3/16 Groove, 1.591 CD, Flat Head. DUROSHIELD® skirt coated piston.	
QTY	RINGS	YEARS	PART NO.	DESCRIPTION	
1	Premium Set	80-74	E-251KC Std-20-30-40-60	2-5/64, 1-3/16; Premium Chrome	
1	Premium Set	80-74	E-251K Std-10-20-30-40-60	2-5/64, 1-3/16; Premium Moly	
1	Premium Set	80-74	R-9903 Std-20-30-60	2-5/64, 1-3/16; Speed-Pro plasma-moly Perf. ring set	
1	Standard Set	80-74	E-251X Std-10-20-30-40-60-80	2-5/64, 1-3/16; Iron	
8	Premium Single Cylinder Set	80-74	WE-251K Std-30-40-60	2-5/64, 1-3/16; Premium Moly	
8	Standard Single Cylinder Set	80-74	WE-251X Std-30-40-60	2-5/64, 1-3/16; Iron	
QTY	SLEEVE	YEARS	PART NO.	DESCRIPTION	
1	Repair Sleeve	80-74	SL-22Y Std Only	1/8" wall, must be cut to correct length; O.A.L. 10.250"	
1	Repair Sleeve	80-74	SL-22M Std Only	3/32" wall, must be cut to correct length; O.A.L. 10.250"	
QTY	ENGINE BEARINGS	YEARS	PART NO.	DESCRIPTION	
1	Main Set	80-74	4999MA Std-1-10-20-30	A-Series aluminum bearings ; w/3.910" max. flange OD	
1	Main Set	80-74	120M Std-10	Race Performance; 3/4 grooved; Tri-metal copper-lead; w/3.910" max. flange OD	
1	Rod Set	80-74	8-2130CP Std-1-10-20-30-40-50	8-2130CA 60 avail. as unplated & resizeable	
1	Rod Set	80-74	8-7125CH Std-1X-10	Race Performance	
1	Rod Set	80-74	8-2130CA 60 60	Unplated & resizeable	
1	Rod Set	80-74	8-2130CP 10X2 10X2	Use in .002" O/S Rod Bore	
8	Rod Pair	80-74	2130CP Std-1-2-10-20-30-40		
1	Cam Set	80-79	1484M Std Only		
1	Cam Set	78-74	1451M Std Only	VINTAGE; .760" length ctr. brg.	
QTY	OIL PUMP	YEARS	PART NO.	DESCRIPTION	
1	Oil Pump	80-74	224-4166		
1	Oil Pump	80-74	224-4166V	High Volume, check pan for clearance	
1	Inter. Shaft	80-74	224-6166		
1	Screen Assy.	80-74	224-1266		
QTY	GASKETS	YEARS	PART NO.	DESCRIPTION	
1	Kit Gasket Set	80-76	260-1033	Exc. H/D eng.; Large port int. manifold gskts. incl.; Small port int. manifold gskts. incl.; Premium valve stem seals incl.	
1	Kit Gasket Set	80-76	260-1095	H/D eng.; Premium valve stem seals incl.	
1	Kit Gasket Set	75-74	260-1033	Large port int. manifold gskts. incl.; Small port int. manifold gskts. incl.; Premium valve stem seals incl.	
QTY	FREEZE PLUGS	YEARS	PART NO.	DESCRIPTION	
1	Brass Block Plug Kit	80-74	381-8010		
1	Steel Block Plug Kit	80-74	381-4014		
1	Brass Deep Cup Freeze Plug	80-74	381-9001	VINTAGE; 1.625" Diameter	
1	Brass Shallow Cup Freeze Plug	80-74	381-7110	1.250" Diameter	
1	Steel Deep Cup Freeze Plug	80-74	381-3041	1.625" Diameter	
1	Steel Deep Cup Freeze Plug	80-74	381-3054	19/32" Diameter	
1	Steel Disc Type Freeze Plug	80-74	381-1020	1.875" Diameter	
1	Steel Shallow Cup Freeze Plug	80-74	381-3099	1.250" Diameter	
RE-RING KIT				<i>PREMIUM</i>	<i>ECONOMY</i>
YEARS	DESCRIPTION			<i>KIT NO.</i>	<i>KIT NO.</i>
80-76	Exc. H/D Engs.; Large port int. manifold gskts. incl.; Small port int. manifold gskts. incl.; Premium valve stem seals incl.	Re-ring		205-622A	205-122A
80-76	H/D Engs.; Premium valve stem seals incl.	Re-ring		205-683A	205-183A
75-74	Large port int. manifold gskts. incl.; Small port int. manifold gskts. incl.; Premium valve stem seals incl.	Re-ring		205-622A	205-122A
80-76	Exc. H/D Engs.; Large port int. manifold gskts. incl.; Small port int. manifold gskts. incl.; Incl. A-Series aluminum bearings ; w/3.910" max. brg. flange OD; Premium valve stem seals incl.	Re-ring w/Mains		205-622AM	205-122AM
80-76	H/D Engs.; Incl. A-Series aluminum bearings ; w/3.910" max. brg. flange OD; Premium valve stem seals incl.	Re-ring w/Mains		205-683AM	205-183AM

(continued on next page)

Dodge Truck (Incl. SUV's)

57 360 5.9L (5900cc) OHV V8 (16 Valve), 4" Bore (Chrysler Eng.), 4 Bbl. "VIN T" 1980-1974
(cont.)

YEARS	DESCRIPTION		PREMIUM	ECONOMY
			KIT NO.	KIT NO.
RE-RING KIT (cont.)				
75-74	Large port int. manifold gskts. incl.; Small port int. manifold gskts. incl.; Incl. A-Series aluminum bearings ; w/3.910" max. brg. flange OD; Premium valve stem seals incl.	Re-ring w/Mains	205-622AM	205-122AM
OVERHAUL KIT				
80-79	Exc. H/D Eng.s.; Large port int. manifold gskts. incl.; Small port int. manifold gskts. incl.; Premium valve stem seals incl.; Incl. silent type chain	Master w/o Rods & Mains	505-622C	505-122C
80-79	H/D Eng.s.; Premium valve stem seals incl.; Incl. double rlr. type chain	Master w/o Rods & Mains	505-683C	505-183C
80-79	Exc. H/D Eng.s.; Large port int. manifold gskts. incl.; Small port int. manifold gskts. incl.; Incl. A-Series aluminum bearings ; w/3.910" max. brg. flange OD; Premium valve stem seals incl.; Incl. silent type chain	Master	MKP-622C	MKP-122C
80-79	H/D Eng.s.; Incl. A-Series aluminum bearings ; w/3.910" max. brg. flange OD; Premium valve stem seals incl.; Incl. double rlr. type chain	Master	MKP-683C	MKP-183C
80-79	Exc. H/D Eng.s.; Large port int. manifold gskts. incl.; Small port int. manifold gskts. incl.; Incl. A-Series aluminum bearings ; w/3.910" max. brg. flange OD; Premium valve stem seals incl.; Incl. silent type chain	Master w/o Pistons	MK-622C	MK-122C
80-79	H/D Eng.s.; Incl. A-Series aluminum bearings ; w/3.910" max. brg. flange OD; Premium valve stem seals incl.; Incl. double rlr. type chain	Master w/o Pistons	MK-683C	MK-183C

58 360 5.9L (5900cc) OHV V8 (16 Valve), 4" Bore (Chrysler Eng.), 4 Bbl. "VIN V" 1980-1976

QTY	TIMING	YEARS	PART NO.	DESCRIPTION
1	3 Piece Set	80-76	KT3-160S	Incl. double rlr. type chain; (1) 222-160; (1) 223-297; (1) 223-402
1	3 Piece Set	80-76	KT3-361S	Incl. silent type chain; (1) 222-361; (1) 223-358; (1) 223-359
1	Timing Set w/Gaskets	80-76	CTS-3000	Incl. silent type chain
1	Timing Chain	80-76	222-361	Silent type; 68 Links
1	Crank Sprocket	80-77	223-359	Use w/silent type chain; .405" tooth width sprocket; 23 Teeth
1	Crank Sprocket	76	223-359	Std. Eng.s.; Use w/silent type chain; .405" tooth width sprocket; 23 Teeth
1	Cam Sprocket	80-77	223-358	Use w/silent type chain; 46 Teeth
1	Cam Sprocket	76	223-358	Std. Eng.s.; Use w/silent type chain; 46 Teeth
QTY	CAMSHAFT/LIFTER	YEARS	PART NO.	DESCRIPTION
1	Camshaft	80-78	CS-665	Exc. H/D Eng.s.; Hydraulic, (050) Duration at .050 Lobe Lift, 203 Exh., 203 Int., 110 Degrees Lobe Separation
1	Camshaft	80-78	CS-644	VINTAGE; H/D Eng.s.; 0.442" Exh. Valve Lift, 0.429" Int. Valve Lift, Hydraulic, (050) Duration at .050 Lobe Lift, 220 Exh., 210 Int., 114 Degrees Lobe Separation
1	Camshaft	77-76	CS-665	Hydraulic, (050) Duration at .050 Lobe Lift, 203 Exh., 203 Int., 110 Degrees Lobe Separation
1	Prelube		55-403 Std Only	1.5 oz. packet
1	Prelube		55-400 Std Only	4 oz. bottle; 1.5 oz. packet No. 55-403 also avail.
16	Lifter	80-76	HT-2011 Std Only	Hyd.; w/2 grooves
16	Lifter	80-76	HT-2011R Std Only	Speed-Pro Hi-Revolution Hyd.
16	Lifter, Bulk	80-76	HT-2011B Std Only	Hyd.; w/2 grooves; Carton of 117
QTY	CAM KIT	YEARS	PART NO.	DESCRIPTION
1	Cam/Lifter Kit	80-78	KC-665	Exc. H/D Eng.s.; Hyd.; (1) 55-403B; (1) CS-665; (16) HT-2011
1	Cam/Lifter Kit	77-76	KC-665	Hyd.; (1) 55-403B; (1) CS-665; (16) HT-2011
1	Cam/Lifter/Timing Kit	80-78	KCT-665	Exc. H/D Eng.s.; Hyd.; Incl. double rlr. type chain; (1) 55-403B; (1) CS-665; (16) HT-2011; (1) KT3-160S
1	Cam/Lifter/Timing Kit	80-78	KCT-665A	Exc. H/D Eng.s.; Hyd.; Incl. silent type chain; (1) 55-403B; (1) CS-665; (16) HT-2011; (1) KT3-361S
1	Cam/Lifter/Timing Kit	77-76	KCT-665	Hyd.; Incl. double rlr. type chain; (1) 55-403B; (1) CS-665; (16) HT-2011; (1) KT3-160S
1	Cam/Lifter/Timing Kit	77-76	KCT-665A	Hyd.; Incl. silent type chain; (1) 55-403B; (1) CS-665; (16) HT-2011; (1) KT3-361S
QTY	PUSH ROD	YEARS	PART NO.	DESCRIPTION
16	Push Rod	80-76	RP-3194 Std Only	.312" dia. ball at both ends; 7.5000" O.A.L.
16	Push Rod, Bulk	80-76	BRP-3194 Std Only	.312" dia. ball at both ends; Carton of 100; 7.5000" O.A.L.

(continued on next page)

Dodge Truck (Incl. SUV's)

360 5.9L (5900cc) OHV V8 (16 Valve), 4" Bore (Chrysler Eng.), 4 Bbl. "VIN V" 1980-1976 **58**
(cont.)

QTY	ROCKER PARTS	YEARS	PART NO.	DESCRIPTION
8	Arm	80-76	R-861 Std Only	Loc. L.H.
8	Arm	80-76	R-862 Std Only	Loc. R.H.
8	Arm, Bulk	80-76	R-861B Std Only	Loc. L.H.; Carton of 64
8	Arm, Bulk	80-76	R-862B Std Only	Loc. R.H.; Carton of 64
2	Rocker Shaft	80-76	RS-626 Std Only	
QTY	VALVE	YEARS	PART NO.	DESCRIPTION
8	Exhaust	80-79	V-2556 Std Only	2 groove; Chrome plated stem; 1.6170" Head Dia., 0.3716" Stem Dia., 4.9950" O.A.L.
8	Exhaust	80-78	V-3925 Std-15	4 groove; Chrome plated stem; 1.6000" Head Dia., 0.3710" Stem Dia., 5.0050" O.A.L.
8	Exhaust	78	V-2113 Std Only	VINTAGE; 2 groove; 1.6000" Head Dia., 0.3715" Stem Dia., 5.0050" O.A.L.
8	Exhaust	77-76	V-3925 Std-15	L/D; 4 groove; Chrome plated stem; 1.6000" Head Dia., 0.3710" Stem Dia., 5.0050" O.A.L.
8	Exhaust	77-76	V-2113 Std Only	VINTAGE; L/D; 2 groove; 1.6000" Head Dia., 0.3715" Stem Dia., 5.0050" O.A.L.
8	Intake	80-76	V-1908 Std-15	2 groove; 1.8800" Head Dia., 0.3725" Stem Dia., 4.9810" O.A.L.
QTY	VALVE GUIDE	YEARS	PART NO.	DESCRIPTION
8	Guide	80-76	VG-5007 Std Only	Loc. Exhaust; 0.3725" ID, 2.3800" O.A.L
8	Guide	80-76	VG-5007 Std Only	Loc. Intake; 0.3725" ID, 2.3800" O.A.L
8	Guide, Bulk	80-76	VG-5007B Std Only	Loc. Exhaust; Carton of 50; 0.3725" ID, 2.3800" O.A.L
8	Guide, Bulk	80-76	VG-5007B Std Only	Loc. Intake; Carton of 50; 0.3725" ID, 2.3800" O.A.L
QTY	VALVE SPRING	YEARS	PART NO.	DESCRIPTION
8	Spring	80-78	VS-510 Std Only	Loc. Exh.; w/o Rotators; 2.0000" Free Height
8	Spring	80-76	VS-795 Std Only	Loc. Exh.; w/Rotators; Use w/Rotators; 1.8100" Free Height
8	Spring	80-78	VS-510 Std Only	Loc. Int.; w/o Rotators; 2.0000" Free Height
8	Spring	77-76	VS-510 Std Only	Loc. Int.; 2.0000" Free Height
QTY	VALVE SEAL	YEARS	PART NO.	DESCRIPTION
8	Valve Stem Seal	80-76	ST-2002 Std Only	Loc. Exh.; Exc. Eng. w/double valve springs; Installation requires valve guide machining; (PLY) Polyacrylate
8	Valve Stem Seal	80-76	MV-1918 Std Only	Loc. Exh.; Umbrella type; (VTN) Viton®
8	Valve Stem Seal	80-76	ST-2002 Std Only	Loc. Int.; Exc. Eng. w/double valve springs; Installation requires valve guide machining; (PLY) Polyacrylate
8	Valve Stem Seal	80-76	ST-2048 Std Only	Loc. Int.; O.E. design; Positive type; (VTN) Viton®
8	Valve Stem Seal	76	MV-1771C Std Only	Loc. Exhaust; Umbrella type; (PLY) Polyacrylate
8	Valve Stem Seal	76	MV-1771C Std Only	Loc. Intake; Umbrella type; (PLY) Polyacrylate
8	Valve Stem Seal Bulk	80-76	ST-2002BC Std Only	Loc. Exh.; Exc. Eng. w/double valve springs; Positive type; Installation requires valve guide machining; Carton of 100; (PLY) Polyacrylate
8	Valve Stem Seal Bulk	80-76	ST-2002BC Std Only	Loc. Int.; Exc. Eng. w/double valve springs; Positive type; Installation requires valve guide machining; Carton of 100; (PLY) Polyacrylate
8	Valve Stem Seal Bulk	76	MV-1771 Std Only	Loc. Exhaust; Umbrella type; Carton of 100; (PLY) Polyacrylate
8	Valve Stem Seal Bulk	76	MV-1771 Std Only	Loc. Intake; Umbrella type; Carton of 100; (PLY) Polyacrylate
QTY	VALVE SEAT	YEARS	PART NO.	DESCRIPTION
8	Seat	80-79	245-1687-2 Std Only	Loc. Exh.; Use w/V-2155 & V-2556; 1.6925" OD, 1.4375" ID, 0.2160" Depth
8	Seat	80-79	245-1687-2N Std Only	Loc. Exh.; Use w/V-2155 & V-2556; Premium Material; 1.6925" OD, 1.4375" ID, 0.2160" Depth
8	Seat	80-79	245-1750-2 Std Only	Loc. Exh.; Use w/V-3925; 1.7550" OD, 1.5000" ID, 0.2160" Depth
8	Seat	80-79	245-1750-2N Std Only	Loc. Exh.; Use w/V-3925; Premium Material; 1.7550" OD, 1.5000" ID, 0.2160" Depth
8	Seat	80-76	245-2000-1 Std Only	Loc. Int.; Use w/V-1908; 2.0055" OD, 1.7500" ID, 0.2160" Depth
8	Seat	78-76	245-1750-2 Std Only	Loc. Exh.; 1.7550" OD, 1.5000" ID, 0.2160" Depth
8	Seat	78-76	245-1750-2N Std Only	Loc. Exh.; Premium Material; 1.7550" OD, 1.5000" ID, 0.2160" Depth
QTY	VALVE, MISC	YEARS	PART NO.	DESCRIPTION
16	Keeper	80-76	VK-174 Std Only	Loc. Exh.; 4 groove
16	Keeper	80-76	VK-174R Std Only	Loc. Exh.; 4 groove; Hardened
16	Keeper	80-76	VK-66 Std Only	Loc. Int.; 2 groove
16	Keeper	80-76	VK-66R Std Only	Loc. Int.; 2 groove; Hardened
16	Spring Insert	80-76	259-103C Std Only	.015"; ID 1.030"; Carton of 100
16	Spring Insert	80-76	259-103B Std Only	.030"; ID 1.030"; Carton of 100
16	Spring Insert	80-76	259-103BRS Std Only	.030"; ID 1.030"; Carton of 500
16	Spring Insert	80-76	259-103A Std Only	.060"; ID 1.030"; Carton of 100
16	Spring Insert	80-76	259-103ARS Std Only	.060"; ID 1.030"; Carton of 500

VALVE TRAIN

VALVE TRAIN

(continued on next page)

Dodge Truck (Incl. SUV's)

58 360 5.9L (5900cc) OHV V8 (16 Valve), 4" Bore (Chrysler Eng.), 4 Bbl. "VIN V" 1980-1976

(cont.)

QTY	VALVE, MISC (cont.)	YEARS	PART NO.	DESCRIPTION
8	Rotacap	80-76	RC-78S Std Only	Loc. Exh.
8	Rotacap	80-76	RC-78SB * Std Only	Loc. Exh.; Carton of 375
QTY	PISTON	YEARS	PART NO.	DESCRIPTION
8	Cast Piston	80-76	405P Std-20-30-40-60	Cast; .9842" Pin Dia.; 2 Rings 5/64 Groove, 1 Ring 3/16 Groove, 1.576 CD, Recessed Head .070 deep x 3.140 dia. - 8.0:1 C.R.
8	Cast Piston	80-76	405CP 60 60	Cast; .9842" Pin Dia.; 2 Rings 5/64 Groove, 1 Ring 3/16 Groove, 1.576 CD, Recessed Head .070 deep x 3.140 dia. - 8.0:1 C.R.; DUROSHIELD® skirt coated piston
8	Cast Piston - Individual	80-76	W405P Std-20-30-40-60	Cast; .9842" Pin Dia.; 2 Rings 5/64 Groove, 1 Ring 3/16 Groove, 1.576 CD, Recessed Head .070 deep x 3.140 dia. - 8.0:1 C.R.
1	Cast Piston Set w/Prem. Rings	80-76	8K405P 30 30-40-60	Cast; .9842" Pin Dia.; 2 Rings 5/64 Groove, 1 Ring 3/16 Groove, 1.576 CD, Recessed Head .070 deep x 3.140 dia. - 8.0:1 C.R.
1	Cast Piston Set w/Econ. Rings	80-76	8X405P 30 30-40-60	Cast; .9842" Pin Dia.; 2 Rings 5/64 Groove, 1 Ring 3/16 Groove, 1.576 CD, Recessed Head .070 deep x 3.140 dia. - 8.0:1 C.R.
QTY	RINGS	YEARS	PART NO.	DESCRIPTION
1	Premium Set	80-76	E-251KC Std-20-30-40-60	2-5/64, 1-3/16; Premium Chrome
1	Premium Set	80-76	E-251K Std-10-20-30-40-60	2-5/64, 1-3/16; Premium Moly
1	Premium Set	80-76	R-9903 Std-20-30-60	2-5/64, 1-3/16; Speed-Pro plasma-moly Perf. ring set
1	Standard Set	80-76	E-251X Std-10-20-30-40-60-80	2-5/64, 1-3/16; Iron
8	Premium Single Cylinder Set	80-76	WE-251K Std-30-40-60	2-5/64, 1-3/16; Premium Moly
8	Standard Single Cylinder Set	80-76	WE-251X Std-30-40-60	2-5/64, 1-3/16; Iron
QTY	SLEEVE	YEARS	PART NO.	DESCRIPTION
1	Repair Sleeve	80-76	SL-22Y Std Only	1/8" wall, must be cut to correct length; O.A.L. 10.250"
1	Repair Sleeve	80-76	SL-22M Std Only	3/32" wall, must be cut to correct length; O.A.L. 10.250"
QTY	ENGINE BEARINGS	YEARS	PART NO.	DESCRIPTION
1	Main Set	80-76	4999MA Std-1-10-20-30	A-Series aluminum bearings; w/3.910" max. flange OD
1	Main Set	80-76	120M Std-10	Race Performance; 3/4 grooved; Tri-metal copper-lead; w/3.910" max. flange OD
1	Rod Set	80-76	8-2130CP Std-1-10-20-30-40-50	8-2130CA 60 avail. as unplated & resizeable
1	Rod Set	80-76	8-7125CH Std-1X-10	Race Performance
1	Rod Set	80-76	8-2130CA 60 60	Unplated & resizeable
1	Rod Set	80-76	8-2130CP 10X2 10X2	Use in .002" O/S Rod Bore
8	Rod Pair	80-76	2130CP Std-1-2-10-20-30-40	
1	Cam Set	80-79	1484M Std Only	
1	Cam Set	78-76	1451M Std Only	VINTAGE; .760" length ctr. brg.
QTY	OIL PUMP	YEARS	PART NO.	DESCRIPTION
1	Oil Pump	80-76	224-4166	
1	Oil Pump	80-76	224-4166V	High Volume, check pan for clearance
1	Inter. Shaft	80-76	224-6166	
1	Screen Assy.	80-76	224-1266	
QTY	GASKETS	YEARS	PART NO.	DESCRIPTION
1	Kit Gasket Set	80-76	260-1033	Exc. H/D eng.; Large port int. manifold gskts. incl.; Small port int. manifold gskts. incl.; Premium valve stem seals incl.
1	Kit Gasket Set	80-76	260-1095	H/D eng.; Premium valve stem seals incl.
QTY	FREEZE PLUGS	YEARS	PART NO.	DESCRIPTION
1	Brass Block Plug Kit	80-76	381-8010	
1	Steel Block Plug Kit	80-76	381-4014	
1	Brass Deep Cup Freeze Plug	80-76	381-9001	VINTAGE; 1.625" Diameter
1	Brass Shallow Cup Freeze Plug	80-76	381-7110	1.250" Diameter
1	Steel Deep Cup Freeze Plug	80-76	381-3041	1.625" Diameter
1	Steel Deep Cup Freeze Plug	80-76	381-3054	19/32" Diameter
1	Steel Disc Type Freeze Plug	80-76	381-1020	1.875" Diameter
1	Steel Shallow Cup Freeze Plug	80-76	381-3099	1.250" Diameter
YEARS	RE-RING KIT DESCRIPTION	RE-RING	PREMIUM KIT NO.	ECONOMY KIT NO.
80-76	Exc. H/D Engs.; Large port int. manifold gskts. incl.; Small port int. manifold gskts. incl.; Premium valve stem seals incl.	Re-ring	205-622A	205-122A
80-76	H/D Engs.; Premium valve stem seals incl.	Re-ring	205-683A	205-183A
80-76	Exc. H/D Engs.; Large port int. manifold gskts. incl.; Small port int. manifold gskts. incl.; Incl. A-Series aluminum bearings; w/3.910" max. brg. flange OD; Premium valve stem seals incl.	Re-ring w/Mains	205-622AM	205-122AM

(continued on next page)

Dodge Truck (Incl. SUV's)

360 5.9L (5900cc) OHV V8 (16 Valve), 4" Bore (Chrysler Eng.), 4 Bbl. "VIN V" 1980-1976 58
(cont.)

	RE-RING KIT (cont.)		PREMIUM KIT NO.	ECONOMY KIT NO.	
K I T S	YEARS DESCRIPTION				
	80-76	H/D Engs.; Incl. A-Series aluminum bearings ; w/3.910" max. brg. flange OD; Premium valve stem seals incl.	Re-ring w/Mains	205-683AM	205-183AM
	OVERHAUL KIT				
	YEARS DESCRIPTION				
	80-79	Exc. H/D Engs.; Large port int. manifold gskts. incl.; Small port int. manifold gskts. incl.; Premium valve stem seals incl.; Incl. silent type chain	Master w/o Rods & Mains	505-622C	505-122C
	80-79	H/D Engs.; Premium valve stem seals incl.; Incl. double rlr. type chain	Master w/o Rods & Mains	505-683C	505-183C
	80-79	Exc. H/D Engs.; Large port int. manifold gskts. incl.; Small port int. manifold gskts. incl.; Incl. A-Series aluminum bearings ; w/3.910" max. brg. flange OD; Premium valve stem seals incl.; Incl. silent type chain	Master	MKP-622C	MKP-122C
80-79	H/D Engs.; Incl. A-Series aluminum bearings ; w/3.910" max. brg. flange OD; Premium valve stem seals incl.; Incl. double rlr. type chain	Master	MKP-683C	MKP-183C	
80-79	Exc. H/D Engs.; Large port int. manifold gskts. incl.; Small port int. manifold gskts. incl.; Incl. A-Series aluminum bearings ; w/3.910" max. brg. flange OD; Premium valve stem seals incl.; Incl. silent type chain	Master w/o Pistons	MK-622C	MK-122C	
80-79	H/D Engs.; Incl. A-Series aluminum bearings ; w/3.910" max. brg. flange OD; Premium valve stem seals incl.; Incl. double rlr. type chain	Master w/o Pistons	MK-683C	MK-183C	

360 5.9L (5900cc) OHV V8 (16 Valve), 4" Bore (Chrysler Eng.), 4 Bbl. "VIN Y" 1975-1971 59

	TIMING	YEARS	PART NO.	DESCRIPTION
V A L V E T R A I N	1	3 Piece Set	75-72 KT3-160S	Incl. double rlr. type chain; (1) 222-160; (1) 223-297; (1) 223-402
	1	3 Piece Set	75-72 KT3-361S	Incl. silent type chain; (1) 222-361; (1) 223-358; (1) 223-359
	1	3 Piece Set	71 KT3-160S	Premium; Incl. double rlr. type chain; (1) 222-160; (1) 223-297; (1) 223-402
	1	3 Piece Set	71 KT3-361S	Std. Engs.; Incl. silent type chain; (1) 222-361; (1) 223-358; (1) 223-359
	1	Timing Set w/Gaskets	75-72 CTS-3000	Incl. silent type chain
	1	Timing Chain	75-72 222-361	Silent type; 68 Links
	1	Timing Chain	72 222-160	Dodge P200 Base, P300 Base; Premium; Double rlr.; 68 Links
	1	Timing Chain	71 222-160	Premium; Double rlr.; 68 Links
	1	Timing Chain	71 222-361	Std. Engs.; Silent type; 68 Links
	1	Crank Sprocket	75-71 223-359	Std. Engs.; Use w/silent type chain; .405" tooth width sprocket; 23 Teeth
	1	Crank Sprocket	72 223-297	Dodge P200 Base, P300 Base; Premium; Double row; 23 Teeth
	1	Crank Sprocket	71 223-297	Premium; Double row; 23 Teeth
	1	Cam Sprocket	75-71 223-358	Std. Engs.; Use w/silent type chain; 46 Teeth
	1	Cam Sprocket	72 223-402	Dodge P200 Base, P300 Base; Premium; Double row; 46 Teeth
	1	Cam Sprocket	71 223-402	Premium; Double row; 46 Teeth
	QTY	CAMSHAFT/LIFTER	YEARS	PART NO.
1	Camshaft	75-72	CS-665	Hydraulic, (050) Duration at .050 Lobe Lift, 203 Exh., 203 Int., 110 Degrees Lobe Separation
1	Prelube		55-403 Std Only	1.5 oz. packet
1	Prelube		55-400 Std Only	4 oz. bottle; 1.5 oz. packet No. 55-403 also avail.
16	Lifter	75-72	HT-2011 Std Only	Hyd.; w/2 grooves
16	Lifter	75-72	HT-2011R Std Only	Speed-Pro Hi-Revolution Hyd.
16	Lifter, Bulk	75-72	HT-2011B Std Only	Hyd.; w/2 grooves; Carton of 117
QTY	CAM KIT	YEARS	PART NO.	DESCRIPTION
1	Cam/Lifter Kit	75-72	KC-665	Hyd.; (1) 55-403B; (1) CS-665; (16) HT-2011
1	Cam/Lifter/Timing Kit	75-72	KCT-665	Hyd.; Incl. double rlr. type chain; (1) 55-403B; (1) CS-665; (16) HT-2011; (1) KT3-160S
1	Cam/Lifter/Timing Kit	75-72	KCT-665A	Hyd.; Incl. silent type chain; (1) 55-403B; (1) CS-665; (16) HT-2011; (1) KT3-361S
QTY	PUSH ROD	YEARS	PART NO.	DESCRIPTION
16	Push Rod	75-72	RP-3194 Std Only	.312" dia. ball at both ends; 7.5000" O.A.L.
16	Push Rod, Bulk	75-72	BRP-3194 Std Only	.312" dia. ball at both ends; Carton of 100; 7.5000" O.A.L.

(continued on next page)

Dodge Truck (Incl. SUV's)

59 360 5.9L (5900cc) OHV V8 (16 Valve), 4" Bore (Chrysler Eng.), 4 Bbl. "VIN Y" 1975-1971
(cont.)

QTY	ROCKER PARTS	YEARS	PART NO.	DESCRIPTION
8	Arm	75-72	R-861 Std Only	Loc. L.H.
8	Arm	75-72	R-862 Std Only	Loc. R.H.
8	Arm, Bulk	75-72	R-861B Std Only	Loc. L.H.; Carton of 64
8	Arm, Bulk	75-72	R-862B Std Only	Loc. R.H.; Carton of 64
2	Rocker Shaft	75-72	RS-626 Std Only	
QTY	VALVE	YEARS	PART NO.	DESCRIPTION
8	Exhaust	75-72	V-3925 Std-15	4 groove; Chrome plated stem; 1.6000" Head Dia., 0.3710" Stem Dia., 5.0050" O.A.L.
8	Exhaust	75-72	V-2113 Std Only	VINTAGE; 2 groove; 1.6000" Head Dia., 0.3715" Stem Dia., 5.0050" O.A.L.
QTY	VALVE GUIDE	YEARS	PART NO.	DESCRIPTION
8	Guide	75-72	VG-5007 Std Only	Loc. Exhaust; 0.3725" ID, 2.3800" O.A.L
8	Guide	75-72	VG-5007 Std Only	Loc. Intake; 0.3725" ID, 2.3800" O.A.L
8	Guide, Bulk	75-72	VG-5007B Std Only	Loc. Exhaust; Carton of 50; 0.3725" ID, 2.3800" O.A.L
8	Guide, Bulk	75-72	VG-5007B Std Only	Loc. Intake; Carton of 50; 0.3725" ID, 2.3800" O.A.L
QTY	VALVE SPRING	YEARS	PART NO.	DESCRIPTION
8	Spring	75-74	VS-795 Std Only	Loc. Exh.; w/Rotators; Use w/Rotators; 1.8100" Free Height
8	Spring	75-72	VS-510 Std Only	Loc. Int.; 2.0000" Free Height
8	Spring	73-72	VS-510 Std Only	Loc. Exh.; 2.0000" Free Height
QTY	VALVE SEAL	YEARS	PART NO.	DESCRIPTION
8	Valve Stem Seal	75-72	ST-2002 Std Only	Loc. Exh.; Exc. Eng. w/double valve springs; Installation requires valve guide machining; (PLY) Polyacrylate
8	Valve Stem Seal	75-72	MV-1918 Std Only	Loc. Exh.; Umbrella type; (VTN) Viton®
8	Valve Stem Seal	75-72	MV-1771C Std Only	Loc. Exhaust; Umbrella type; (PLY) Polyacrylate
8	Valve Stem Seal	75-72	ST-2002 Std Only	Loc. Int.; Exc. Eng. w/double valve springs; Installation requires valve guide machining; (PLY) Polyacrylate
8	Valve Stem Seal	75-72	ST-2048 Std Only	Loc. Int.; O.E. design; Positive type; (VTN) Viton®
8	Valve Stem Seal	75-72	MV-1771C Std Only	Loc. Intake; Umbrella type; (PLY) Polyacrylate
8	Valve Stem Seal Bulk	75-72	ST-2002BC Std Only	Loc. Exh.; Exc. Eng. w/double valve springs; Positive type; Installation requires valve guide machining; Carton of 100; (PLY) Polyacrylate
8	Valve Stem Seal Bulk	75-72	MV-1771 Std Only	Loc. Exhaust; Umbrella type; Carton of 100; (PLY) Polyacrylate
8	Valve Stem Seal Bulk	75-72	ST-2002BC Std Only	Loc. Int.; Exc. Eng. w/double valve springs; Positive type; Installation requires valve guide machining; Carton of 100; (PLY) Polyacrylate
8	Valve Stem Seal Bulk	75-72	MV-1771 Std Only	Loc. Intake; Umbrella type; Carton of 100; (PLY) Polyacrylate
QTY	VALVE SEAT	YEARS	PART NO.	DESCRIPTION
8	Seat	75-72	245-1750-2 Std Only	Loc. Exh.; 1.7550" OD, 1.5000" ID, 0.2160" Depth
8	Seat	75-72	245-1750-2N Std Only	Loc. Exh.; Premium Material; 1.7550" OD, 1.5000" ID, 0.2160" Depth
8	Seat	75-72	245-2000-1 Std Only	Loc. Int.; Use w/V-1908; 2.0055" OD, 1.7500" ID, 0.2160" Depth
QTY	VALVE, MISC	YEARS	PART NO.	DESCRIPTION
16	Keeper	75-72	VK-174 Std Only	Loc. Exh.; 4 groove
16	Keeper	75-72	VK-174R Std Only	Loc. Exh.; 4 groove; Hardened
16	Keeper	75-72	VK-66 Std Only	Loc. Int.; 2 groove
16	Keeper	75-72	VK-66R Std Only	Loc. Int.; 2 groove; Hardened
16	Spring Insert	75-72	259-103C Std Only	.015"; ID 1.030"; Carton of 100
16	Spring Insert	75-72	259-103B Std Only	.030"; ID 1.030"; Carton of 100
16	Spring Insert	75-72	259-103BRS Std Only	.030"; ID 1.030"; Carton of 500
16	Spring Insert	75-72	259-103A Std Only	.060"; ID 1.030"; Carton of 100
16	Spring Insert	75-72	259-103ARS Std Only	.060"; ID 1.030"; Carton of 500
8	Rotocap	75-74	RC-78S Std Only	Loc. Exh.
8	Rotocap	75-74	RC-78SB * Std Only	Loc. Exh.; Carton of 375
QTY	PISTON	YEARS	PART NO.	DESCRIPTION
8	Cast Piston	75-72	405P Std-20-30-40-60	Cast; .9842" Pin Dia.; 2 Rings 5/64 Groove, 1 Ring 3/16 Groove, 1.576 CD, Recessed Head .070 deep x 3.140 dia. - 8.0:1 C.R.
8	Cast Piston	75-72	405CP 60 60	Cast; .9842" Pin Dia.; 2 Rings 5/64 Groove, 1 Ring 3/16 Groove, 1.576 CD, Recessed Head .070 deep x 3.140 dia. - 8.0:1 C.R.; DUROSHIELD® skirt coated piston
8	Cast Piston - Individual	75-72	W405P Std-20-30-40-60	Cast; .9842" Pin Dia.; 2 Rings 5/64 Groove, 1 Ring 3/16 Groove, 1.576 CD, Recessed Head .070 deep x 3.140 dia. - 8.0:1 C.R.
1	Cast Piston Set w/Prem. Rings	75-72	8K405P 30 30-40-60	Cast; .9842" Pin Dia.; 2 Rings 5/64 Groove, 1 Ring 3/16 Groove, 1.576 CD, Recessed Head .070 deep x 3.140 dia. - 8.0:1 C.R.

(continued on next page)

Dodge Truck (Incl. SUV's)

360 5.9L (5900cc) OHV V8 (16 Valve), 4" Bore (Chrysler Eng.), 4 Bbl. "VIN Y" 1975-1971 59 (cont.)

QTY	PISTON (cont.)	YEARS	PART NO.	DESCRIPTION		
1	Cast Piston Set w/Econ. Rings	75-72	8X405P 30 30-40-60	Cast; .9842" Pin Dia.; 2 Rings 5/64 Groove, 1 Ring 3/16 Groove, 1.576 CD, Recessed Head .070 deep x 3.140 dia. - 8.0:1 C.R.		
8	POWERFORGED Piston-Individual	74-72	WL-2386F 30 30-40	Powerforged; 0.9842" Pin Dia.; 2 Rings 5/64 Groove, 1 Ring 3/16 Groove, 1.591 CD, Flat Head. DUROSHIELD® skirt coated piston.		
QTY	RINGS	YEARS	PART NO.	DESCRIPTION		
1	Premium Set	75-72	E-251KC Std-20-30-40-60	2-5/64, 1-3/16; Premium Chrome		
1	Premium Set	75-72	E-251K Std-10-20-30-40-60	2-5/64, 1-3/16; Premium Moly		
1	Premium Set	75-72	R-9903 Std-20-30-60	2-5/64, 1-3/16; Speed-Pro plasma-moly Perf. ring set		
1	Standard Set	75-72	E-251X Std-10-20-30-40-60-80	2-5/64, 1-3/16; Iron		
8	Premium Single Cylinder Set	75-72	WE-251K Std-30-40-60	2-5/64, 1-3/16; Premium Moly		
8	Standard Single Cylinder Set	75-72	WE-251X Std-30-40-60	2-5/64, 1-3/16; Iron		
QTY	SLEEVE	YEARS	PART NO.	DESCRIPTION		
1	Repair Sleeve	75-72	SL-22Y Std Only	1/8" wall, must be cut to correct length; O.A.L. 10.250"		
1	Repair Sleeve	75-72	SL-22M Std Only	3/32" wall, must be cut to correct length; O.A.L. 10.250"		
QTY	ENGINE BEARINGS	YEARS	PART NO.	DESCRIPTION		
1	Main Set	75-74	4999MA Std-1-10-20-30	A-Series aluminum bearings ; w/3.910" max. flange OD		
1	Main Set	75-74	120M Std-10	Race Performance; 3/4 grooved; Tri-metal copper-lead; w/3.910" max. flange OD		
1	Main Set	73-72	4948MA Std-10-20-30	VINTAGE; A-Series aluminum bearings ; w/3.685" max. flange OD		
1	Rod Set	75-72	8-2130CP Std-1-10-20-30-40-50	8-2130CA 60 avail. as unplated & resizeable		
1	Rod Set	75-72	8-7125CH Std-1X-10	Race Performance		
1	Rod Set	75-72	8-2130CA 60 60	Unplated & resizeable		
1	Rod Set	75-72	8-2130CP 10X2 10X2	Use in .002" O/S Rod Bore		
8	Rod Pair	75-72	2130CP Std-1-2-10-20-30-40			
1	Cam Set	75-72	1451M Std Only	VINTAGE; .760" length ctr. brg.		
QTY	OIL PUMP	YEARS	PART NO.	DESCRIPTION		
1	Oil Pump	75-72	224-4166			
1	Oil Pump	75-72	224-4166V	High Volume, check pan for clearance		
1	Inter. Shaft	75-72	224-6166			
1	Screen Assy.	75-74	224-1266			
QTY	GASKETS	YEARS	PART NO.	DESCRIPTION		
1	Kit Gasket Set	75-71	260-1033	Large port int. manifold gskts. incl.; Small port int. manifold gskts. incl.; Premium valve stem seals incl.		
QTY	FREEZE PLUGS	YEARS	PART NO.	DESCRIPTION		
1	Brass Block Plug Kit	75-71	381-8010			
1	Steel Block Plug Kit	75-71	381-4014			
1	Brass Deep Cup Freeze Plug	75-71	381-9001	VINTAGE; 1.625" Diameter		
1	Brass Shallow Cup Freeze Plug	75-71	381-7110	1.250" Diameter		
1	Steel Deep Cup Freeze Plug	75-71	381-3041	1.625" Diameter		
1	Steel Deep Cup Freeze Plug	75-71	381-3054	19/32" Diameter		
1	Steel Disc Type Freeze Plug	75-71	381-1020	1.875" Diameter		
1	Steel Shallow Cup Freeze Plug	75-71	381-3099	1.250" Diameter		
KITS	RE-RING KIT			<i>PREMIUM KIT NO.</i>	<i>ECONOMY KIT NO.</i>	KITS
	YEARS	DESCRIPTION				
	75-72	Large port int. manifold gskts. incl.; Small port int. manifold gskts. incl.; Premium valve stem seals incl.	Re-ring	205-622A	205-122A	
	75-74	Large port int. manifold gskts. incl.; Small port int. manifold gskts. incl.; Incl. A-Series aluminum bearings ; w/3.910" max. brg. flange OD; Premium valve stem seals incl.	Re-ring w/Mains	205-622AM	205-122AM	

361 5.9L (5917cc) OHV V8 (16 Valve), 4.125" Bore (Chrysler Eng.), 2 Bbl. "VIN 8" 1970-1968 60

QTY	TIMING	YEARS	PART NO.	DESCRIPTION
1	3 Piece Set	70-68	KT3-160S	Premium; Incl. double rlr. type chain; (1) 222-160; (1) 223-297; (1) 223-402
1	3 Piece Set	70-68	KT3-361S	Std. Eng.s.; Incl. silent type chain; (1) 222-361; (1) 223-358; (1) 223-359
1	Timing Chain	70-68	222-160	Premium; Double rlr.; 68 Links
1	Timing Chain	70-68	222-361	Std. Eng.s.; Silent type; 68 Links
1	Crank Sprocket	70-68	223-297	Premium; Double row; 23 Teeth
1	Crank Sprocket	70-68	223-359	Std. Eng.s.; Use w/silent type chain; .405" tooth width sprocket; 23 Teeth
1	Cam Sprocket	70-68	223-402	Premium; Double row; 46 Teeth
1	Cam Sprocket	70-68	223-358	Std. Eng.s.; Use w/silent type chain; 46 Teeth

(continued on next page)

Dodge Truck (Incl. SUV's)

60 361 5.9L (5917cc) OHV V8 (16 Valve), 4.125" Bore (Chrysler Eng.), 2 Bbl. "VIN 8" 1970-1968						
(cont.)						
B	QTY	FREEZE PLUGS	YEARS	PART NO.	DESCRIPTION	B
LOCK	1	Brass Block Plug Kit	70-68	381-8010		LOCK
	1	Steel Block Plug Kit	70-68	381-4014		
	1	Brass Deep Cup Freeze Plug	70-68	381-9001	VINTAGE; 1.625" Diameter	
	1	Brass Shallow Cup Freeze Plug	70-68	381-7110	1.250" Diameter	
	1	Steel Deep Cup Freeze Plug	70-68	381-3041	1.625" Diameter	
	1	Steel Deep Cup Freeze Plug	70-68	381-3054	19/32" Diameter	
	1	Steel Disc Type Freeze Plug	70-68	381-1020	1.875" Diameter	
	1	Steel Shallow Cup Freeze Plug	70-68	381-3099	1.250" Diameter	
61 361 5.9L (5917cc) OHV V8 (16 Valve), 4.125" Bore (Chrysler Eng.), 2 Bbl. 1970-1968						
B	QTY	FREEZE PLUGS	YEARS	PART NO.	DESCRIPTION	B
LOCK	1	Brass Block Plug Kit	70-68	381-8010		LOCK
	1	Steel Block Plug Kit	70-68	381-4014		
	1	Brass Deep Cup Freeze Plug	70-68	381-9001	VINTAGE; 1.625" Diameter	
	1	Brass Shallow Cup Freeze Plug	70-68	381-7110	1.250" Diameter	
	1	Steel Deep Cup Freeze Plug	70-68	381-3041	1.625" Diameter	
	1	Steel Deep Cup Freeze Plug	70-68	381-3054	19/32" Diameter	
	1	Steel Disc Type Freeze Plug	70-68	381-1020	1.875" Diameter	
	1	Steel Shallow Cup Freeze Plug	70-68	381-3099	1.250" Diameter	
62 383 6.3L (6277cc) OHV V8 (16 Valve), 4.25" Bore (Chrysler Eng.), 2 Bbl. "VIN 8" 1970-1968						
V	QTY	TIMING	YEARS	PART NO.	DESCRIPTION	V
ALVE	1	3 Piece Set	70-68	KT3-501S	VINTAGE; Incl. silent type chain; 223-366 & 223-367 not sold separately; (1) 222-501; (1) 223-366; (1) 223-367	ALVE
	1	Timing Chain	70-68	222-501	Silent type; 50 Links	
	QTY	CAMSHAFT/LIFTER	YEARS	PART NO.	DESCRIPTION	
	1	Camshaft	70-69	CS-327	VINTAGE; Hydraulic, (050) Duration at .050 Lobe Lift, 209 Exh., 206 Int., 113 Degrees Lobe Separation	
	1	Prelube		55-403 Std Only	1.5 oz. packet	
	1	Prelube		55-400 Std Only	4 oz. bottle; 1.5 oz. packet No. 55-403 also avail.	
	16	Lifter	70-69	HT-2011 Std Only	Hyd.; w/2 grooves	
	16	Lifter	70-69	HT-2011R Std Only	Speed-Pro Hi-Revolution Hyd.	
	16	Lifter	70-69	HT-976 Std Only	VINTAGE; Hyd.; w/single groove	
	16	Lifter, Bulk	70-69	HT-2011B Std Only	Hyd.; w/2 grooves; Carton of 117	
	16	Lifter, Bulk	70-69	HT-976B Std Only	VINTAGE; Hyd.; w/single groove; Carton of 117	
	QTY	PUSH ROD	YEARS	PART NO.	DESCRIPTION	
	16	Push Rod	70-69	RP-3191 Std Only	VINTAGE; 8.5750" O.A.L.	
	QTY	ROCKER PARTS	YEARS	PART NO.	DESCRIPTION	
	8	Arm	70-68	R-829 Std Only	VINTAGE; Loc. L.H.	
	8	Arm	70-68	R-828 Std Only	VINTAGE; Loc. R.H.	
	2	Rocker Shaft	70-68	RS-612 Std Only	VINTAGE	
	QTY	VALVE	YEARS	PART NO.	DESCRIPTION	
	8	Exhaust	70-69	V-1900 Std Only	4 groove; Chrome plated stem; 1.7400" Head Dia., 0.3717" Stem Dia., 4.8840" O.A.L.	
	8	Intake	70-69	V-1386 Std Only	VINTAGE; 2.0800" Head Dia., 0.3725" Stem Dia., 4.8685" O.A.L.	
	QTY	VALVE SPRING	YEARS	PART NO.	DESCRIPTION	
	16	Spring	70-69	VS-673 Std Only	VINTAGE; 2.5800" Free Height	
	QTY	VALVE SEAL	YEARS	PART NO.	DESCRIPTION	
	16	Valve Stem Seal	70-69	ST-2002 Std Only	Installation requires valve guide machining; (PLY) Polyacrylate	
	16	Valve Stem Seal	70-69	MV-1707C Std Only	VINTAGE; Umbrella type; (NTRL) Nitrile	
	16	Valve Stem Seal Bulk	70-69	ST-2002BC Std Only	Positive type; Installation requires valve guide machining; Carton of 100; (PLY) Polyacrylate	
	16	Valve Stem Seal Bulk	70-69	MV-1707 Std Only	Umbrella type; Carton of 100; (NTRL) Nitrile	
	QTY	VALVE SEAT	YEARS	PART NO.	DESCRIPTION	
8	Seat	70-69	245-1875-1 Std Only	Loc. Exh.; 1.8810" OD, 1.6100" ID, 0.2485" Depth		
8	Seat	70-69	245-1875-1N Std Only	Loc. Exh.; Premium Material; 1.8810" OD, 1.6100" ID, 0.2485" Depth		
8	Seat	70-69	245-2250-1 Std Only	Loc. Int.; Machine ID to fit; 2.2555" OD, 1.9375" ID, 0.1855" Depth		
QTY	VALVE, MISC	YEARS	PART NO.	DESCRIPTION		
16	Keeper	70-69	VK-174 Std Only	Loc. Exh.; 4 groove		
16	Keeper	70-69	VK-174R Std Only	Loc. Exh.; 4 groove; Hardened		
16	Keeper	70-69	VK-66 Std Only	Loc. Int.; 2 groove		
16	Keeper	70-69	VK-66R Std Only	Loc. Int.; 2 groove; Hardened		
16	Spring Insert	70-69	259-103C Std Only	.015"; ID 1.030"; Carton of 100		
16	Spring Insert	70-69	259-103B Std Only	.030"; ID 1.030"; Carton of 100		

(continued on next page)

Dodge Truck (Incl. SUV's)

383 6.3L (6277cc) OHV V8 (16 Valve), 4.25" Bore (Chrysler Eng.), 2 Bbl. "VIN 8" 1970-1968 **62**
(cont.)

QTY	VALVE, MISC (cont.)	YEARS	PART NO.	DESCRIPTION
16	Spring Insert	70-69	259-103BRS Std Only	.030"; ID 1.030"; Carton of 500
16	Spring Insert	70-69	259-103A Std Only	.060"; ID 1.030"; Carton of 100
16	Spring Insert	70-69	259-103ARS Std Only	.060"; ID 1.030"; Carton of 500
QTY	PISTON	YEARS	PART NO.	DESCRIPTION
8	Cast Piston	70-68	366AP Std-20-30-40-60	VINTAGE; Cast; 1.0939" Pin Dia.; 2 Rings 5/64 Groove, 1 Ring 3/16 Groove, 1.848 CD, Flat Head - 8.4:1 C.R.
8	Cast Piston - Individual	70-68	W366NP Std-20-30-40-60	VINTAGE; Cast; 1.0939" Pin Dia.; 2 Rings 5/64 Groove, 1 Ring 3/16 Groove, 1.848 CD, Flat Head - 8.4:1 C.R.
8	Pin	70-69	P-1940 Std-3	VINTAGE; 0.6340" Inside Dia., 1.0935" Outside Dia.
QTY	RINGS	YEARS	PART NO.	DESCRIPTION
1	Premium Set	70-68	E-233K Std-20-30-40-60	2-5/64, 1-3/16; Premium Moly
1	Standard Set	70-68	E-233X Std-20-30-40-60	2-5/64, 1-3/16; Iron
QTY	SLEEVE	YEARS	PART NO.	DESCRIPTION
8	Repair Sleeve	70-69	SL-24Y Std Only	1/8" wall, must be cut to correct length
8	Repair Sleeve	70-69	SL-24M Std Only	3/32" wall, must be cut to correct length
QTY	ENGINE BEARINGS	YEARS	PART NO.	DESCRIPTION
1	Main Set	70-68	4094M Std-10-20-30-40-60	VINTAGE; 3.453" max. flange OD
1	Rod Set	70-68	8-2320CP Std-10-20-30-40-50	VINTAGE; 8-2320CA 60 avail. as unplated & resizeable
1	Rod Set	70-68	8-2320CA 60 60	VINTAGE; Unplated & resizeable
8	Rod Pair	70-68	2320CP Std-1-10-20-30-40-50	VINTAGE
1	Cam Set	70-68	1453M Std Only	VINTAGE; Babbitt material; Full round design
QTY	OIL PUMP	YEARS	PART NO.	DESCRIPTION
1	Oil Pump	70-68	224-43366A	VINTAGE; High Pressure; Use original cover plate on Eng. with canister oil filter
1	Oil Pump	70-68	224-4174V	VINTAGE; High-Volume; Use original cover plate on Eng. w/canister oil filter
1	Oil Pump	70-68	224-4174	VINTAGE; Use original cover plate on Eng. w/canister oil filter
1	Pump Repair Kit	70-68	224-5174	Exc. Dodge W300 Pickup Base; VINTAGE
1	Inter. Shaft	70-68	224-6174	Exc. Dodge W300 Pickup Base; VINTAGE
QTY	GASKETS	YEARS	PART NO.	DESCRIPTION
1	Kit Gasket Set	70-68	260-1001	VINTAGE; w/6-bolt valve covers; Int. manifold gskt. not incl.; Premium valve stem seals incl.
1	Valley Pan Gasket Set	70-68	260-4011	VINTAGE
QTY	FREEZE PLUGS	YEARS	PART NO.	DESCRIPTION
1	Brass Block Plug Kit	70-68	381-8011	VINTAGE
1	Steel Block Plug Kit	70-68	381-4031	VINTAGE
1	Brass Deep Cup Freeze Plug	70-68	381-9001	VINTAGE; 1.625" Diameter
1	Steel Deep Cup Freeze Plug	70-68	381-3041	1.625" Diameter
1	Steel Deep Cup Freeze Plug	70-68	381-3084	2.141" Diameter

383 6.3L (6277cc) OHV V8 (16 Valve), 4.25" Bore (Chrysler Eng.), 2 Bbl. "VIN J" 1971-1966 **63**

QTY	TIMING	YEARS	PART NO.	DESCRIPTION
1	3 Piece Set	71-67	KT3-501S	VINTAGE; Incl. silent type chain; 223-366 & 223-367 not sold separately; (1) 222-501; (1) 223-366; (1) 223-367
1	3 Piece Set	66	KT3-501S	Exc. Dodge W300 Pickup Base; VINTAGE; Exc. Racing Eng.; Incl. silent type chain; 223-366 & 223-367 not sold separately; (1) 222-501; (1) 223-366; (1) 223-367
1	3 Piece Set	66	KT3-168S	Exc. Dodge W300 Pickup Base; VINTAGE; Racing Eng.; Single Cam Bolt; Incl. rlr. type chain; (1) 222-168; (1) 223-339; (1) 223-380
1	Timing Chain	71-67	222-501	Silent type; 50 Links
QTY	CAMSHAFT/LIFTER	YEARS	PART NO.	DESCRIPTION
1	Camshaft	71-69	CS-327	VINTAGE; Hydraulic, (050) Duration at .050 Lobe Lift, 209 Exh., 206 Int., 113 Degrees Lobe Separation
1	Prelube		55-403 Std Only	1.5 oz. packet
1	Prelube		55-400 Std Only	4 oz. bottle; 1.5 oz. packet No. 55-403 also avail.
16	Lifter	71-69	HT-2011 Std Only	Hyd.; w/2 grooves
16	Lifter	71-69	HT-2011R Std Only	Speed-Pro Hi-Revolution Hyd.
16	Lifter	71-69	HT-976 Std Only	VINTAGE; Hyd.; w/single groove
16	Lifter, Bulk	71-69	HT-2011B Std Only	Hyd.; w/2 grooves; Carton of 117
16	Lifter, Bulk	71-69	HT-976B Std Only	VINTAGE; Hyd.; w/single groove; Carton of 117
QTY	PUSH ROD	YEARS	PART NO.	DESCRIPTION
16	Push Rod	71-69	RP-3191 Std Only	VINTAGE; 8.5750" O.A.L.
QTY	ROCKER PARTS	YEARS	PART NO.	DESCRIPTION
8	Arm	71-68	R-829 Std Only	VINTAGE; Loc. L.H.
8	Arm	71-68	R-828 Std Only	VINTAGE; Loc. R.H.
2	Rocker Shaft	71-68	RS-612 Std Only	VINTAGE

(continued on next page)

Dodge Truck (Incl. SUV's)

63 383 6.3L (6277cc) OHV V8 (16 Valve), 4.25" Bore (Chrysler Eng.), 2 Bbl. "VIN J" 1971-1966

(cont.)

QTY	VALVE	YEARS	PART NO.	DESCRIPTION
8	Exhaust	71-69	V-1900 Std Only	4 groove; Chrome plated stem; 1.7400" Head Dia., 0.3717" Stem Dia., 4.8840" O.A.L.
8	Intake	71-69	V-1386 Std Only	VINTAGE; 2.0800" Head Dia., 0.3725" Stem Dia., 4.8685" O.A.L.
QTY	VALVE SPRING	YEARS	PART NO.	DESCRIPTION
16	Spring	71-69	VS-673 Std Only	VINTAGE; 2.5800" Free Height
QTY	VALVE SEAL	YEARS	PART NO.	DESCRIPTION
16	Valve Stem Seal	71-69	ST-2002 Std Only	Installation requires valve guide machining; (PLY) Polyacrylate
16	Valve Stem Seal	71-69	MV-1707C Std Only	VINTAGE; Umbrella type; (NTRL) Nitrile
16	Valve Stem Seal Bulk	71-69	ST-2002BC Std Only	Positive type; Installation requires valve guide machining; Carton of 100; (PLY) Polyacrylate
16	Valve Stem Seal Bulk	71-69	MV-1707 Std Only	Umbrella type; Carton of 100; (NTRL) Nitrile
QTY	VALVE SEAT	YEARS	PART NO.	DESCRIPTION
8	Seat	71-69	245-1875-1 Std Only	Loc. Exh.; 1.8810" OD, 1.6100" ID, 0.2485" Depth
8	Seat	71-69	245-1875-1N Std Only	Loc. Exh.; Premium Material; 1.8810" OD, 1.6100" ID, 0.2485" Depth
8	Seat	71-69	245-2250-1 Std Only	Loc. Int.; Machine ID to fit; 2.2555" OD, 1.9375" ID, 0.1855" Depth
QTY	VALVE, MISC	YEARS	PART NO.	DESCRIPTION
16	Keeper	71-69	VK-174 Std Only	Loc. Exh.; 4 groove
16	Keeper	71-69	VK-174R Std Only	Loc. Exh.; 4 groove; Hardened
16	Keeper	71-69	VK-66 Std Only	Loc. Int.; 2 groove
16	Keeper	71-69	VK-66R Std Only	Loc. Int.; 2 groove; Hardened
16	Spring Insert	71-69	259-103C Std Only	.015"; ID 1.030"; Carton of 100
16	Spring Insert	71-69	259-103B Std Only	.030"; ID 1.030"; Carton of 100
16	Spring Insert	71-69	259-103BRS Std Only	.030"; ID 1.030"; Carton of 500
16	Spring Insert	71-69	259-103A Std Only	.060"; ID 1.030"; Carton of 100
16	Spring Insert	71-69	259-103ARS Std Only	.060"; ID 1.030"; Carton of 500
QTY	PISTON	YEARS	PART NO.	DESCRIPTION
8	Cast Piston	71-67	366AP Std-20-30-40-60	VINTAGE; Cast; 1.0939" Pin Dia.; 2 Rings 5/64 Groove, 1 Ring 3/16 Groove, 1.848 CD, Flat Head - 8.4:1 C.R.
8	Cast Piston - Individual	71-67	W366NP Std-20-30-40-60	VINTAGE; Cast; 1.0939" Pin Dia.; 2 Rings 5/64 Groove, 1 Ring 3/16 Groove, 1.848 CD, Flat Head - 8.4:1 C.R.
8	Pin	71-69	P-1940 Std-3	VINTAGE; 0.6340" Inside Dia., 1.0935" Outside Dia.
QTY	RINGS	YEARS	PART NO.	DESCRIPTION
1	Premium Set	71-67	E-233K Std-20-30-40-60	2-5/64, 1-3/16; Premium Moly
1	Standard Set	71-67	E-233X Std-20-30-40-60	2-5/64, 1-3/16; Iron
QTY	SLEEVE	YEARS	PART NO.	DESCRIPTION
8	Repair Sleeve	71-69	SL-24Y Std Only	1/8" wall, must be cut to correct length
8	Repair Sleeve	71-69	SL-24M Std Only	3/32" wall, must be cut to correct length
QTY	ENGINE BEARINGS	YEARS	PART NO.	DESCRIPTION
1	Main Set	71-67	4094M Std-10-20-30-40-60	VINTAGE; 3.453" max. flange OD
1	Rod Set	71-67	8-2320CP Std-10-20-30-40-50	VINTAGE; 8-2320CA 60 avail. as unplated & resizeable
1	Rod Set	71-67	8-2320CA 60 60	VINTAGE; Unplated & resizeable
8	Rod Pair	71-67	2320CP Std-1-10-20-30-40-50	VINTAGE
1	Cam Set	71-67	1453M Std Only	VINTAGE; Babbitt material; Full round design
QTY	OIL PUMP	YEARS	PART NO.	DESCRIPTION
1	Oil Pump	71-67	224-43366A	VINTAGE; High Pressure; Use original cover plate on Eng. with canister oil filter
1	Oil Pump	71-67	224-4174V	VINTAGE; High-Volume; Use original cover plate on Eng. w/canister oil filter
1	Oil Pump	71-67	224-4174	VINTAGE; Use original cover plate on Eng. w/canister oil filter
1	Pump Repair Kit	71-67	224-5174	Exc. Dodge W300 Pickup Base; VINTAGE
1	Inter. Shaft	71-67	224-6174	Exc. Dodge W300 Pickup Base; VINTAGE
QTY	GASKETS	YEARS	PART NO.	DESCRIPTION
1	Kit Gasket Set	71-66	260-1001	VINTAGE; w/6-bolt valve covers; Int. manifold gskt. not incl.; Premium valve stem seals incl.
1	Valley Pan Gasket Set	71-66	260-4011	VINTAGE
QTY	FREEZE PLUGS	YEARS	PART NO.	DESCRIPTION
1	Brass Block Plug Kit	71-66	381-8011	VINTAGE
1	Steel Block Plug Kit	71-66	381-4031	VINTAGE
1	Brass Deep Cup Freeze Plug	71-66	381-9001	VINTAGE; 1.625" Diameter
1	Steel Deep Cup Freeze Plug	71-66	381-3041	1.625" Diameter
1	Steel Deep Cup Freeze Plug	71-66	381-3084	2.141" Diameter

VALVE TRAIN

VALVE TRAIN

BLOCK

BLOCK

Dodge Truck (Incl. SUV's)

383 6.3L (6277cc) OHV V8 (16 Valve), 4.25" Bore (Chrysler Eng.), 2 Bbl. "Eng. Code A383" 1965 **64**

	QTY	TIMING	YEARS	PART NO.	DESCRIPTION	
	1	3 Piece Set	65	KT3-168S	Exc. Dodge W300 Pickup Base; VINTAGE; Racing Eng.; Single Cam Bolt; Incl. rlr. type chain; (1) 222-168; (1) 223-339; (1) 223-380	
	1	Timing Chain	65	222-495	Exc. Dodge W300 Pickup Base; Exc. Racing Eng.; Exc. Ram Manifold; Silent type; 50 Links	
BLOCK	1	GASKETS Kit Gasket Set	65	260-1001	VINTAGE; w/6-bolt valve covers; Int. manifold gskt. not incl.; Premium valve stem seals incl.	BLOCK
	1	Valley Pan Gasket Set	65	260-4011	VINTAGE	
	1	FREEZE PLUGS Brass Block Plug Kit	65	381-8011	VINTAGE	
	1	Steel Block Plug Kit	65	381-4031	VINTAGE	
	1	Brass Deep Cup Freeze Plug	65	381-9001	VINTAGE; 1.625" Diameter	
	1	Steel Deep Cup Freeze Plug	65	381-3041	1.625" Diameter	
	1	Steel Deep Cup Freeze Plug	65	381-3084	2.141" Diameter	

383 6.3L (6277cc) OHV V8 (16 Valve), 4.25" Bore (Chrysler Eng.), 2 Bbl. "Eng. Code T38" 1963 **65**

	QTY	TIMING	YEARS	PART NO.	DESCRIPTION	
	1	3 Piece Set	63	KT3-168S	Exc. Dodge W300 Pickup Base; VINTAGE; Racing Eng.; Single Cam Bolt; Incl. rlr. type chain; (1) 222-168; (1) 223-339; (1) 223-380	
	1	Timing Chain	63	222-495	Exc. Dodge W300 Pickup Base; Exc. Racing Eng.; Exc. Ram Manifold; Silent type; 50 Links	
	1	Timing Chain	63	222-495	Exc. Dodge W300 Pickup Base; Silent type; 50 Links	
BLOCK	1	GASKETS Kit Gasket Set	63	260-1001	VINTAGE; w/6-bolt valve covers; Int. manifold gskt. not incl.; Premium valve stem seals incl.	BLOCK
	1	Valley Pan Gasket Set	63	260-4011	VINTAGE	
	1	FREEZE PLUGS Brass Block Plug Kit	63	381-8011	VINTAGE	
	1	Steel Block Plug Kit	63	381-4031	VINTAGE	
	1	Brass Deep Cup Freeze Plug	63	381-9001	VINTAGE; 1.625" Diameter	
	1	Steel Deep Cup Freeze Plug	63	381-3041	1.625" Diameter	
	1	Steel Deep Cup Freeze Plug	63	381-3084	2.141" Diameter	

383 6.3L (6277cc) OHV V8 (16 Valve), 4.25" Bore (Chrysler Eng.), 2 Bbl. "Eng. Code V38" 1964 **66**

	QTY	TIMING	YEARS	PART NO.	DESCRIPTION	
	1	3 Piece Set	64	KT3-168S	Exc. Dodge W300 Pickup Base; VINTAGE; Racing Eng.; Single Cam Bolt; Incl. rlr. type chain; (1) 222-168; (1) 223-339; (1) 223-380	
	1	Timing Chain	64	222-495	Exc. Dodge W300 Pickup Base; Exc. Racing Eng.; Exc. Ram Manifold; Silent type; 50 Links	
BLOCK	1	GASKETS Kit Gasket Set	64	260-1001	VINTAGE; w/6-bolt valve covers; Int. manifold gskt. not incl.; Premium valve stem seals incl.	BLOCK
	1	Valley Pan Gasket Set	64	260-4011	VINTAGE	
	1	FREEZE PLUGS Brass Block Plug Kit	64	381-8011	VINTAGE	
	1	Steel Block Plug Kit	64	381-4031	VINTAGE	
	1	Brass Deep Cup Freeze Plug	64	381-9001	VINTAGE; 1.625" Diameter	
	1	Steel Deep Cup Freeze Plug	64	381-3041	1.625" Diameter	
	1	Steel Deep Cup Freeze Plug	64	381-3084	2.141" Diameter	

400 6.6L (6556cc) OHV V8 (16 Valve), 4.342" Bore (Chrysler Eng.), 2 Bbl. "VIN J" 1980-1971 **67**

	QTY	TIMING	YEARS	PART NO.	DESCRIPTION	
	1	3 Piece Set	80-72	KT3-501S	VINTAGE; Incl. silent type chain; 223-366 & 223-367 not sold separately; (1) 222-501; (1) 223-366; (1) 223-367	
	1	3 Piece Set	78-76	KT3-168S	Plymouth PB200 Van Voyager, PB300 Van Voyager; VINTAGE; Hi-Perf.; Incl. rlr. type chain; (1) 222-168; (1) 223-339; (1) 223-380	
	1	3 Piece Set	71	KT3-501S	Exc. Dodge B200 Van Sportsman, B300 Van Base, Sportsman, W300 Pickup Base; VINTAGE; Exc. Premium; Incl. silent type chain; 223-366 & 223-367 not sold separately; (1) 222-501; (1) 223-366; (1) 223-367	
	1	Timing Chain	80-72	222-501	Silent type; 50 Links	
	1	Timing Chain	78-76	222-168	Plymouth PB200 Van Voyager, PB300 Van Voyager; Hi-Perf.; Double rlr.; 66 Links	

(continued on next page)

Dodge Truck (Incl. SUV's)

67 400 6.6L (6556cc) OHV V8 (16 Valve), 4.342" Bore (Chrysler Eng.), 2 Bbl. "VIN J" 1980-1971

(cont.)

QTY	TIMING (cont.)	YEARS	PART NO.	DESCRIPTION
1	Timing Chain	71	222-501	Exc. Dodge B200 Van Sportsman, B300 Van Base, Sportsman, W300 Pickup Base; Exc. Premium; Silent type; 50 Links
QTY	CAMSHAFT/LIFTER	YEARS	PART NO.	DESCRIPTION
1	Camshaft	80-72	CS-327	VINTAGE; Hydraulic, (050) Duration at .050 Lobe Lift, 209 Exh., 206 Int., 113 Degrees Lobe Separation
1	Prelube		55-403 Std Only	1.5 oz. packet
1	Prelube		55-400 Std Only	4 oz. bottle; 1.5 oz. packet No. 55-403 also avail.
16	Lifter	80-72	HT-976 Std Only	VINTAGE; Hyd.; w/single groove
16	Lifter, Bulk	80-72	HT-976B Std Only	VINTAGE; Hyd.; w/single groove; Carton of 117
QTY	PUSH ROD	YEARS	PART NO.	DESCRIPTION
16	Push Rod	78-72	RP-3191 Std Only	VINTAGE; 8.5750" O.A.L.
QTY	ROCKER PARTS	YEARS	PART NO.	DESCRIPTION
8	Arm	79-72	R-829 Std Only	VINTAGE; Loc. L.H.
8	Arm	79-72	R-828 Std Only	VINTAGE; Loc. R.H.
2	Rocker Shaft	79-72	RS-612 Std Only	VINTAGE
QTY	VALVE	YEARS	PART NO.	DESCRIPTION
8	Exhaust	80-72	V-1900 Std Only	w/o Catalytic Converter; 4 groove; Chrome plated stem; 1.7400" Head Dia., 0.3717" Stem Dia., 4.8840" O.A.L.
8	Exhaust	78-72	V-3925 Std-15	w/Catalytic converter; 4 groove; Chrome plated stem; 1.6000" Head Dia., 0.3710" Stem Dia., 5.0050" O.A.L.
8	Intake	80-72	V-1386 Std Only	VINTAGE; 2.0800" Head Dia., 0.3725" Stem Dia., 4.8685" O.A.L.
QTY	VALVE SPRING	YEARS	PART NO.	DESCRIPTION
16	Spring	75-72	VS-673 Std Only	VINTAGE; 2.5800" Free Height
QTY	VALVE SEAL	YEARS	PART NO.	DESCRIPTION
8	Valve Stem Seal	78-72	ST-2002 Std Only	Loc. Exh.; Installation requires valve guide machining; (PLY) Polyacrylate
8	Valve Stem Seal	78	MV-1918 Std Only	Loc. Exh.; Umbrella type; (VTN) Viton®
8	Valve Stem Seal	78-72	ST-2004 Std Only	Loc. Int.; Positive type; Installation requires valve guide machining; (RBBTF) Rubber/PTFE
8	Valve Stem Seal	77	MV-1707C Std Only	VINTAGE; Loc. Exhaust; Umbrella type; (NTRL) Nitrile
8	Valve Stem Seal	77	MV-1707C Std Only	VINTAGE; Loc. Intake; Umbrella type; (NTRL) Nitrile
8	Valve Stem Seal	76-74	MV-1918 Std Only	Loc. Exh.; Umbrella type; (VTN) Viton®
8	Valve Stem Seal	73-72	MV-1707C Std Only	VINTAGE; Loc. Exhaust; Umbrella type; (NTRL) Nitrile
8	Valve Stem Seal	73-72	MV-1707C Std Only	VINTAGE; Loc. Intake; Umbrella type; (NTRL) Nitrile
8	Valve Stem Seal Bulk	78-72	ST-2002BC Std Only	Loc. Exh.; Positive type; Installation requires valve guide machining; Carton of 100; (PLY) Polyacrylate
8	Valve Stem Seal Bulk	78-72	ST-2004BC Std Only	Loc. Int.; Positive type; Installation requires valve guide machining; Carton of 100; (RBBTF) Rubber/PTFE
8	Valve Stem Seal Bulk	77	MV-1707 Std Only	Loc. Exhaust; Umbrella type; Carton of 100; (NTRL) Nitrile
8	Valve Stem Seal Bulk	77	MV-1707 Std Only	Loc. Intake; Umbrella type; Carton of 100; (NTRL) Nitrile
8	Valve Stem Seal Bulk	73-72	MV-1707 Std Only	Loc. Exhaust; Umbrella type; Carton of 100; (NTRL) Nitrile
8	Valve Stem Seal Bulk	73-72	MV-1707 Std Only	Loc. Intake; Umbrella type; Carton of 100; (NTRL) Nitrile
QTY	VALVE SEAT	YEARS	PART NO.	DESCRIPTION
8	Seat	78-72	245-1875-1 Std Only	Loc. Exh.; 1.8810" OD, 1.6100" ID, 0.2485" Depth
8	Seat	78-72	245-1875-1N Std Only	Loc. Exh.; Premium Material; 1.8810" OD, 1.6100" ID, 0.2485" Depth
8	Seat	78-72	245-2250-1 Std Only	Loc. Int.; Machine ID to fit; 2.2555" OD, 1.9375" ID, 0.1855" Depth
QTY	VALVE, MISC	YEARS	PART NO.	DESCRIPTION
16	Keeper	79-72	VK-174 Std Only	Loc. Exh.; 4 groove
16	Keeper	79-72	VK-174R Std Only	Loc. Exh.; 4 groove; Hardened
16	Keeper	79-72	VK-66 Std Only	Loc. Int.; 2 groove
16	Keeper	79-72	VK-66R Std Only	Loc. Int.; 2 groove; Hardened
8	Rotocap	79-72	RC-78S Std Only	Loc. Exh.
8	Rotocap	79-72	RC-78SB * Std Only	Loc. Exh.; Carton of 375
QTY	PISTON	YEARS	PART NO.	DESCRIPTION
8	Cast Piston	78-72	406AP Std-20-30-40	VINTAGE; Cast; 1.0939" Pin Dia.; 2 Rings 5/64 Groove, 1 Ring 3/16 Groove, 1.813 CD, Flat Head - 8.0:1 C.R.
8	Cast Piston - Individual	78-72	W406AP Std-20-30-40	VINTAGE; Cast; 1.0939" Pin Dia.; 2 Rings 5/64 Groove, 1 Ring 3/16 Groove, 1.813 CD, Flat Head - 8.0:1 C.R.
8	Pin	78-72	P-1940 Std-3	VINTAGE; 0.6340" Inside Dia., 1.0935" Outside Dia.
QTY	RINGS	YEARS	PART NO.	DESCRIPTION
1	Premium Set	78-72	E-318K Std-30	VINTAGE; 2-5/64, 1-3/16; Premium Moly
1	Standard Set	78-72	E-318X Std-30	VINTAGE; 2-5/64, 1-3/16; Iron
QTY	ENGINE BEARINGS	YEARS	PART NO.	DESCRIPTION
1	Main Set	78-72	4094M Std-10-20-30-40-60	VINTAGE; 3.453" max. flange OD

VALVE TRAIN

VALVE TRAIN

BLOCK

BLOCK

(continued on next page)

Dodge Truck (Incl. SUV's)

400 6.6L (6556cc) OHV V8 (16 Valve), 4.342" Bore (Chrysler Eng.), 2 Bbl. "VIN J" 1980-1971 **67**
(cont.)

	ENGINE BEARINGS	YEARS	PART NO.	DESCRIPTION	
BLOCK	QTY (cont.)				
	1	Rod Set	78-72	8-2320CP Std-10-20-30-40-50	VINTAGE; 8-2320CA 60 avail. as unplated & resizeable
	1	Rod Set	78-72	8-2320CA 60 60	VINTAGE; Unplated & resizeable
	8	Rod Pair	78-72	2320CP Std-1-10-20-30-40-50	VINTAGE
	1	Cam Set	78-72	1453M Std Only	VINTAGE; Babbitt material; Full round design
	QTY	OIL PUMP	YEARS	PART NO.	DESCRIPTION
	1	Oil Pump	79-72	224-43366A	VINTAGE; High Pressure; Use original cover plate on Eng. with canister oil filter
	1	Oil Pump	79-72	224-4174V	VINTAGE; High-Volume; Use original cover plate on Eng. w/canister oil filter
	1	Pump Repair Kit	79-72	224-5174	VINTAGE
	1	Inter. Shaft	79-72	224-6174	VINTAGE
	QTY	GASKETS	YEARS	PART NO.	DESCRIPTION
	1	Kit Gasket Set	80-74	260-1043	VINTAGE; Int. manifold gskt. not incl.; Premium valve stem seals incl.
	1	Kit Gasket Set	73-71	260-1001	VINTAGE; Int. manifold gskt. not incl.; Premium valve stem seals incl.
	1	Valley Pan Gasket Set	80-71	260-4011	VINTAGE
	QTY	FREEZE PLUGS	YEARS	PART NO.	DESCRIPTION
	1	Brass Block Plug Kit	78-71	381-8011	VINTAGE
1	Steel Block Plug Kit	78-71	381-4031	VINTAGE	
1	Brass Deep Cup Freeze Plug	78-71	381-9001	VINTAGE; 1.625" Diameter	
1	Steel Deep Cup Freeze Plug	78-71	381-3041	1.625" Diameter	
1	Steel Deep Cup Freeze Plug	78-71	381-3084	2.141" Diameter	

440 7.2L (7212cc) OHV V8 (16 Valve), 4.32" Bore (Chrysler Eng.), 4 Bbl. "VIN A" 1980-1972 **68**

	TIMING	YEARS	PART NO.	DESCRIPTION	
VALVE TRAIN	1	3 Piece Set	80	KT3-501S	VINTAGE; Incl. silent type chain; 223-366 & 223-367 not sold separately; (1) 222-501; (1) 223-366; (1) 223-367
	1	3 Piece Set	79	KT3-501S	Dodge CB300 Base, MB300 Base; VINTAGE; Incl. silent type chain; 223-366 & 223-367 not sold separately; (1) 222-501; (1) 223-366; (1) 223-367
	1	3 Piece Set	78-77	KT3-501S	Exc. Dodge M300 Base, M350 Base, Ramcharger Base, SE I Plymouth Trailduster Base; VINTAGE; Incl. silent type chain; 223-366 & 223-367 not sold separately; (1) 222-501; (1) 223-366; (1) 223-367
	1	3 Piece Set	76	KT3-501S	Exc. Dodge M300 Base, M350 Base, MB300 Base, Ramcharger Base, SE I Plymouth Trailduster Base; VINTAGE; Incl. silent type chain; 223-366 & 223-367 not sold separately; (1) 222-501; (1) 223-366; (1) 223-367
	1	3 Piece Set	75	KT3-501S	Exc. Dodge MB300 Base, Ramcharger Base, SE I Plymouth Trailduster Base; VINTAGE; Incl. silent type chain; 223-366 & 223-367 not sold separately; (1) 222-501; (1) 223-366; (1) 223-367
	1	3 Piece Set	74	KT3-501S	Exc. Dodge M300 Base, M350 Base, MB300 Base, Ramcharger Base I Plymouth Trailduster Base; VINTAGE; Incl. silent type chain; 223-366 & 223-367 not sold separately; (1) 222-501; (1) 223-366; (1) 223-367
	1	3 Piece Set	74	KT3-168S	Dodge M300 Base, M350 Base; VINTAGE; Premium; Incl. rlr. type chain; (1) 222-168; (1) 223-339; (1) 223-380
	1	3 Piece Set	74	KT3-501S	Dodge M300 Base, M350 Base; VINTAGE; Std. Eng.; Incl. silent type chain; 223-366 & 223-367 not sold separately; (1) 222-501; (1) 223-366; (1) 223-367
	1	Timing Chain	80	222-501	Silent type; 50 Links
	1	Timing Chain	79	222-501	Dodge CB300 Base, MB300 Base; Silent type; 50 Links
	1	Timing Chain	78-77	222-501	Exc. Dodge M300 Base, M350 Base, Ramcharger Base, SE I Plymouth Trailduster Base; Silent type; 50 Links
	1	Timing Chain	76	222-501	Exc. Dodge M300 Base, M350 Base, MB300 Base, Ramcharger Base, SE I Plymouth Trailduster Base; Silent type; 50 Links
	1	Timing Chain	75	222-501	Exc. Dodge MB300 Base, Ramcharger Base, SE I Plymouth Trailduster Base; Silent type; 50 Links
	1	Timing Chain	74	222-168	Dodge M300 Base, M350 Base; Premium; Double rlr.; 66 Links
	1	Timing Chain	74	222-501	Dodge D100 Pickup Base, D200 Pickup Base, D300 Pickup Base, M300 Base, M350 Base, W100 Pickup Base, W300 Pickup Base; Silent type; 50 Links
	QTY	CAMSHAFT/LIFTER	YEARS	PART NO.	DESCRIPTION
	1	Camshaft	79-74	CS-327	VINTAGE; Hydraulic, (050) Duration at .050 Lobe Lift, 209 Exh., 206 Int., 113 Degrees Lobe Separation
	1	Prelube		55-403 Std Only	1.5 oz. packet
1	Prelube		55-400 Std Only	4 oz. bottle; 1.5 oz. packet No. 55-403 also avail.	

(continued on next page)

Dodge Truck (Incl. SUV's)

68 440 7.2L (7212cc) OHV V8 (16 Valve), 4.32" Bore (Chrysler Eng.), 4 Bbl. "VIN A" 1980-1972
(cont.)

		CAMSHAFT/LIFTER			DESCRIPTION
		QTY	YEARS	PART NO.	
VALVE TRAIN	16	Lifter	80-74	HT-976 Std Only	VINTAGE; Hyd.; w/single groove
	16	Lifter, Bulk	80-74	HT-976B Std Only	VINTAGE; Hyd.; w/single groove; Carton of 117
	PUSH ROD		YEARS	PART NO.	DESCRIPTION
	16	Push Rod	78-74	RP-3193 Std Only	VINTAGE; 9.3150" O.A.L.
	16	Push Rod	78-74	RP-3221R Std Only	w/Oil hole; Chrome-Moly; 9.2950" O.A.L.
	16	Push Rod	74	RP-3191 Std Only	VINTAGE; 8.5750" O.A.L.
	16	Push Rod, Bulk	78-74	BRP-3193 Std Only	VINTAGE; Carton of 100; 9.3150" O.A.L.
	ROCKER PARTS		YEARS	PART NO.	DESCRIPTION
	8	Arm	80-74	R-829 Std Only	VINTAGE; Loc. L.H.
	8	Arm	80-74	R-828 Std Only	VINTAGE; Loc. R.H.
	2	Rocker Shaft	80-74	RS-612 Std Only	VINTAGE
	VALVE		YEARS	PART NO.	DESCRIPTION
	8	Exhaust	80-74	V-1900 Std Only	4 groove; Chrome plated stem; 1.7400" Head Dia., 0.3717" Stem Dia., 4.8840" O.A.L.
	8	Intake	80-74	V-1386 Std Only	VINTAGE; 2.0800" Head Dia., 0.3725" Stem Dia., 4.8685" O.A.L.
	VALVE SPRING		YEARS	PART NO.	DESCRIPTION
	8	Spring	80-77	VS-778 Std Only	VINTAGE; Loc. Exh.; w/damper; 2.3600" Free Height
8	Spring	80-74	VS-673 Std Only	VINTAGE; Loc. Int.; 2.5800" Free Height	
8	Spring	76-74	VS-795 Std Only	Loc. Exh.; w/Rotators; Use w/Rotators; 1.8100" Free Height	
VALVE SEAL		YEARS	PART NO.	DESCRIPTION	
8	Valve Stem Seal	80-74	ST-2002 Std Only	Exc. Eng. w/double valve springs; Installation requires valve guide machining; (PLY) Polyacrylate	
8	Valve Stem Seal	76-74	ST-2048 Std Only	Loc. Int.; Positive type; (VTN) Viton®	
8	Valve Stem Seal	76-74	MV-1707C Std Only	VINTAGE; Loc. Exhaust; Umbrella type; (NTRL) Nitrile	
8	Valve Stem Seal	76-74	MV-1707C Std Only	VINTAGE; Loc. Intake; Umbrella type; (NTRL) Nitrile	
8	Valve Stem Seal Bulk	80-74	ST-2002BC Std Only	Exc. Eng. w/double valve springs; Positive type; Installation requires valve guide machining; Carton of 100; (PLY) Polyacrylate	
8	Valve Stem Seal Bulk	76-74	MV-1707 Std Only	Loc. Exhaust; Umbrella type; Carton of 100; (NTRL) Nitrile	
8	Valve Stem Seal Bulk	76-74	MV-1707 Std Only	Loc. Intake; Umbrella type; Carton of 100; (NTRL) Nitrile	
VALVE SEAT		YEARS	PART NO.	DESCRIPTION	
8	Seat	80-74	245-1875-1 Std Only	Loc. Exh.; 1.8810" OD, 1.6100" ID, 0.2485" Depth	
8	Seat	80-74	245-1875-1N Std Only	Loc. Exh.; Premium Material; 1.8810" OD, 1.6100" ID, 0.2485" Depth	
8	Seat	80-74	245-2250-1 Std Only	Loc. Int.; Machine ID to fit; 2.2555" OD, 1.9375" ID, 0.1855" Depth	
VALVE, MISC		YEARS	PART NO.	DESCRIPTION	
16	Keeper	80-74	VK-66 Std Only	2 groove	
16	Keeper	80-74	VK-66R Std Only	2 groove; Hardened	
16	Keeper	80-74	VK-174 Std Only	4 groove	
16	Keeper	80-74	VK-174R Std Only	4 groove; Hardened	
8	Rotocap	80-74	RC-78S Std Only	Loc. Exh.	
8	Rotocap	80-74	RC-78SB * Std Only	Loc. Exh.; Carton of 375	
BLOCK	PISTON		YEARS	PART NO.	DESCRIPTION
	8	Cast Piston	78-74	424NP Std-20-30-40-60	VINTAGE; Cast; 1.0939" Pin Dia.; 2 Rings 5/64 Groove, 1 Ring 3/16 Groove, 1.912 CD, Flat Head - 8.0:1 C.R.
	8	Cast Piston - Individual	78-74	W424NP Std-30	VINTAGE; Cast; 1.0939" Pin Dia.; 2 Rings 5/64 Groove, 1 Ring 3/16 Groove, 1.912 CD, Flat Head - 8.0:1 C.R.
	8	Pin	78-74	P-1940 Std-3	VINTAGE; 0.6340" Inside Dia., 1.0935" Outside Dia.
	RINGS		YEARS	PART NO.	DESCRIPTION
	1	Premium Set	78-72	E-424K Std-20-30-40-60	VINTAGE; 2-5/64, 1-3/16; Premium Moly
	1	Standard Set	78-72	E-424X Std-30-40-60	VINTAGE; 2-5/64, 1-3/16; Iron
	ENGINE BEARINGS		YEARS	PART NO.	DESCRIPTION
	1	Main Set	78-74	119M Std-10	Performance; 3/4 grooved; Tri-metal copper-lead
	1	Main Set	78-74	5025MA Std-10-20-30	VINTAGE; A-Series aluminum bearings ; Partial grooved; 3.930" max. flange OD
1	Main Set	74	4924MA Std-10-20-30	VINTAGE; A-Series aluminum bearings ; Partial grooved; 3.624" max. flange OD	
1	Rod Set	78-74	8-7135CH Std-10	Performance	
1	Rod Set	78-74	8-2320CP Std-10-20-30-40-50	VINTAGE; 8-2320CA 60 avail. as unplated & resizeable	
1	Rod Set	78-74	8-2320CA 60 60	VINTAGE; Unplated & resizeable	
8	Rod Pair	78-74	2320CP Std-1-10-20-30-40-50	VINTAGE	
1	Cam Set	78-74	2111M Std Only	Performance	
1	Cam Set	78-74	1453M Std Only	VINTAGE; Babbitt material; Full round design	

(continued on next page)

Dodge Truck (Incl. SUV's)

440 7.2L (7212cc) OHV V8 (16 Valve), 4.32" Bore (Chrysler Eng.), 4 Bbl. "VIN A" 1980-1972 68
(cont.)

BLOCK	QTY	OIL PUMP	YEARS	PART NO.	DESCRIPTION	BLOCK
	1	Oil Pump	79-74	224-43366A	VINTAGE; High Pressure; Use original cover plate on Eng. with canister oil filter	
	1	Oil Pump	79-74	224-4174V	VINTAGE; High-Volume; Use original cover plate on Eng. w/canister oil filter	
	1	Pump Repair Kit	79-74	224-5174	VINTAGE	
	1	Inter. Shaft	79-74	224-6174	VINTAGE	
BLOCK	QTY	GASKETS	YEARS	PART NO.	DESCRIPTION	BLOCK
	1	Kit Gasket Set	80-74	260-1043	VINTAGE; Int. manifold gskt. not incl.; Premium valve stem seals incl.	
	1	Kit Gasket Set	73-72	260-1001	VINTAGE; Int. manifold gskt. not incl.; Premium valve stem seals incl.	
	1	Valley Pan Gasket Set	80-72	260-4019	VINTAGE	
BLOCK	QTY	FREEZE PLUGS	YEARS	PART NO.	DESCRIPTION	BLOCK
	1	Brass Block Plug Kit	78-73	381-8011	VINTAGE	
	1	Steel Block Plug Kit	78-73	381-4031	VINTAGE	
	1	Brass Deep Cup Freeze Plug	78-73	381-9001	VINTAGE; 1.625" Diameter	
	1	Steel Deep Cup Freeze Plug	78-73	381-3041	1.625" Diameter	
	1	Steel Deep Cup Freeze Plug	78-73	381-3084	2.141" Diameter	

440 7.2L (7212cc) OHV V8 (16 Valve), 4.32" Bore (Chrysler Eng.), 4 Bbl. "VIN D" 1980-1972 69

VALVE TRAIN	QTY	TIMING	YEARS	PART NO.	DESCRIPTION	VALVE TRAIN
	1	3 Piece Set	80	KT3-501S	VINTAGE; Incl. silent type chain; 223-366 & 223-367 not sold separately; (1) 222-501; (1) 223-366; (1) 223-367	
	1	3 Piece Set	79	KT3-501S	Dodge CB300 Base, MB300 Base; VINTAGE; Incl. silent type chain; 223-366 & 223-367 not sold separately; (1) 222-501; (1) 223-366; (1) 223-367	
	1	3 Piece Set	78-74	KT3-501S	Plymouth Trailduster Base; VINTAGE; Exc. Racing Eng.; Incl. silent type chain; 223-366 & 223-367 not sold separately; (1) 222-501; (1) 223-366; (1) 223-367	
	1	3 Piece Set	78-76	KT3-168S	Plymouth PB200 Van Voyager, PB300 Van Voyager, Trailduster Base; VINTAGE; Hi-Perf.; Incl. rlr. type chain; (1) 222-168; (1) 223-339; (1) 223-380	
	1	3 Piece Set	78-77	KT3-501S	Exc. Dodge M300 Base, M350 Base, Ramcharger Base, SE Plymouth Trailduster Base; VINTAGE; Incl. silent type chain; 223-366 & 223-367 not sold separately; (1) 222-501; (1) 223-366; (1) 223-367	
	1	3 Piece Set	78-75	KT3-501S	Dodge Ramcharger Base, SE; VINTAGE; Std. Eng.; Incl. silent type chain; 223-366 & 223-367 not sold separately; (1) 222-501; (1) 223-366; (1) 223-367	
	1	3 Piece Set	77	KT3-168S	Dodge B200 Van Base, B300 Van Base, CB300 Base, D100 Pickup Custom, D200 Pickup Base, D300 Pickup Base, Ramcharger Base, SE, W100 Pickup Custom, W200 Pickup Base, W300 Pickup Base; VINTAGE; Premium; Incl. rlr. type chain; (1) 222-168; (1) 223-339; (1) 223-380	
	1	3 Piece Set	76	KT3-501S	Exc. Dodge M300 Base, M350 Base, MB300 Base, Ramcharger Base, SE Plymouth Trailduster Base; VINTAGE; Incl. silent type chain; 223-366 & 223-367 not sold separately; (1) 222-501; (1) 223-366; (1) 223-367	
	1	3 Piece Set	76-75	KT3-168S	Dodge B200 Van Base, B300 Van Base, D100 Pickup Custom, D200 Pickup Custom, D300 Pickup Custom, Ramcharger Base, SE, W100 Pickup Custom, W200 Pickup Base, W300 Pickup Custom; VINTAGE; Premium; Incl. rlr. type chain; (1) 222-168; (1) 223-339; (1) 223-380	
	1	3 Piece Set	75-74	KT3-168S	Plymouth Trailduster Base; VINTAGE; Hi-Perf.; Incl. rlr. type chain; (1) 222-168; (1) 223-339; (1) 223-380	
	1	3 Piece Set	75	KT3-501S	Exc. Dodge MB300 Base, Ramcharger Base, SE Plymouth Trailduster Base; VINTAGE; Incl. silent type chain; 223-366 & 223-367 not sold separately; (1) 222-501; (1) 223-366; (1) 223-367	
	1	3 Piece Set	74	KT3-501S	Exc. Dodge M300 Base, M350 Base, MB300 Base, Ramcharger Base Plymouth Trailduster Base; VINTAGE; Incl. silent type chain; 223-366 & 223-367 not sold separately; (1) 222-501; (1) 223-366; (1) 223-367	
	1	3 Piece Set	74	KT3-168S	Dodge B100 Van Base, B200 Van Maxi, D100 Pickup Base, D200 Pickup Base, D300 Pickup Base, Ramcharger Base, W100 Pickup Base, W200 Pickup Base; VINTAGE; Premium; Incl. rlr. type chain; (1) 222-168; (1) 223-339; (1) 223-380	
	1	3 Piece Set	74	KT3-501S	Dodge Ramcharger Base; VINTAGE; Std. Eng.; Incl. silent type chain; 223-366 & 223-367 not sold separately; (1) 222-501; (1) 223-366; (1) 223-367	

(continued on next page)

Dodge Truck (Incl. SUV's)

69 440 7.2L (7212cc) OHV V8 (16 Valve), 4.32" Bore (Chrysler Eng.), 4 Bbl. "VIN D" 1980-1972

(cont.)

VALVE TRAIN

VALVE TRAIN

QTY	TIMING (cont.)	YEARS	PART NO.	DESCRIPTION
1	3 Piece Set	73	KT3-168S	Dodge D100 Pickup Base, D200 Pickup Base, D300 Pickup Base; VINTAGE; Premium; Incl. rlr. type chain; (1) 222-168; (1) 223-339; (1) 223-380
1	3 Piece Set	73	KT3-501S	Dodge D100 Pickup Base, D200 Pickup Base, D300 Pickup Base; VINTAGE; Std. Eng.s.; Incl. silent type chain; 223-366 & 223-367 not sold separately; (1) 222-501; (1) 223-366; (1) 223-367
1	Timing Chain	80	222-501	Silent type; 50 Links
1	Timing Chain	79	222-501	Dodge CB300 Base, MB300 Base; Silent type; 50 Links
1	Timing Chain	78-74	222-501	Plymouth Trailduster Base; Exc. Racing Eng.; Silent type; 50 Links
1	Timing Chain	78-76	222-168	Plymouth PB200 Van Voyager, PB300 Van Voyager, Trailduster Base; Hi-Perf.; Double rlr.; 66 Links
1	Timing Chain	78-77	222-501	Exc. Dodge M300 Base, M350 Base, Ramcharger Base, SE Plymouth Trailduster Base; Silent type; 50 Links
1	Timing Chain	78-75	222-501	Dodge Ramcharger Base, SE; Std. Eng.s.; Silent type; 50 Links
1	Timing Chain	77	222-168	Dodge B200 Van Base, B300 Van Base, CB300 Base, D100 Pickup Custom, D200 Pickup Base, D300 Pickup Base, Ramcharger Base, SE, W100 Pickup Custom, W200 Pickup Base, W300 Pickup Base; Premium; Double rlr.; 66 Links
1	Timing Chain	76-75	222-168	Dodge B200 Van Base, B300 Van Base, D100 Pickup Custom, D200 Pickup Custom, D300 Pickup Custom, Ramcharger Base, SE, W100 Pickup Custom, W200 Pickup Base, W300 Pickup Custom; Premium; Double rlr.; 66 Links
1	Timing Chain	76	222-501	Exc. Dodge M300 Base, M350 Base, MB300 Base, Ramcharger Base, SE Plymouth Trailduster Base; Silent type; 50 Links
1	Timing Chain	75-74	222-168	Plymouth Trailduster Base; Hi-Perf.; Double rlr.; 66 Links
1	Timing Chain	75	222-501	Exc. Dodge MB300 Base, Ramcharger Base, SE Plymouth Trailduster Base; Silent type; 50 Links
1	Timing Chain	74	222-168	Dodge B100 Van Base, B200 Van Maxi, D100 Pickup Base, D200 Pickup Base, D300 Pickup Base, Ramcharger Base, W100 Pickup Base, W200 Pickup Base; Premium; Double rlr.; 66 Links
1	Timing Chain	74	222-501	Dodge B100 Van Base, Sportsman, D100 Pickup Base, D200 Pickup Base, D300 Pickup Base, M300 Base, M350 Base, W100 Pickup Base, W300 Pickup Base; Silent type; 50 Links
1	Timing Chain	74	222-501	Dodge B200 Van Maxi, Ramcharger Base, W200 Pickup Base; Std. Eng.s.; Silent type; 50 Links
1	Timing Chain	73	222-168	Dodge D100 Pickup Base, D200 Pickup Base, D300 Pickup Base; Premium; Double rlr.; 66 Links
1	Timing Chain	73	222-501	Dodge D100 Pickup Base, D200 Pickup Base, D300 Pickup Base; Std. Eng.s.; Silent type; 50 Links
QTY	CAMSHAFT/LIFTER	YEARS	PART NO.	DESCRIPTION
1	Camshaft	79-74	CS-327	VINTAGE; Hydraulic, (050) Duration at .050 Lobe Lift, 209 Exh., 206 Int., 113 Degrees Lobe Separation
1	Prelube		55-403 Std Only	1.5 oz. packet
1	Prelube		55-400 Std Only	4 oz. bottle; 1.5 oz. packet No. 55-403 also avail.
16	Lifter	80-74	HT-976 Std Only	VINTAGE; Hyd.; w/single groove
16	Lifter, Bulk	80-74	HT-976B Std Only	VINTAGE; Hyd.; w/single groove; Carton of 117
QTY	PUSH ROD	YEARS	PART NO.	DESCRIPTION
16	Push Rod	78-74	RP-3193 Std Only	VINTAGE; 9.3150" O.A.L.
16	Push Rod	78-74	RP-3221R Std Only	w/Oil hole; Chrome-Moly; 9.2950" O.A.L.
16	Push Rod	74	RP-3191 Std Only	VINTAGE; 8.5750" O.A.L.
16	Push Rod, Bulk	78-74	BRP-3193 Std Only	VINTAGE; Carton of 100; 9.3150" O.A.L.
QTY	ROCKER PARTS	YEARS	PART NO.	DESCRIPTION
8	Arm	80-74	R-829 Std Only	VINTAGE; Loc. L.H.
8	Arm	80-74	R-828 Std Only	VINTAGE; Loc. R.H.
2	Rocker Shaft	80-74	RS-612 Std Only	VINTAGE
QTY	VALVE	YEARS	PART NO.	DESCRIPTION
8	Exhaust	80-74	V-1900 Std Only	4 groove; Chrome plated stem; 1.7400" Head Dia., 0.3717" Stem Dia., 4.8840" O.A.L.
8	Intake	80-74	V-1386 Std Only	VINTAGE; 2.0800" Head Dia., 0.3725" Stem Dia., 4.8685" O.A.L.
QTY	VALVE SPRING	YEARS	PART NO.	DESCRIPTION
8	Spring	80-77	VS-778 Std Only	VINTAGE; Loc. Exh.; w/damper; 2.3600" Free Height
8	Spring	80-74	VS-673 Std Only	VINTAGE; Loc. Int.; 2.5800" Free Height

(continued on next page)

Dodge Truck (Incl. SUV's)

440 7.2L (7212cc) OHV V8 (16 Valve), 4.32" Bore (Chrysler Eng.), 4 Bbl. "VIN D" 1980-1972 **69**
(cont.)

QTY	VALVE SPRING (cont.)	YEARS	PART NO.	DESCRIPTION
8	Spring	76-74	VS-795 Std Only	Loc. Exh.; w/Rotators; Use w/Rotators; 1.8100" Free Height
8	VALVE SEAL Valve Stem Seal	80-74	ST-2002 Std Only	DESCRIPTION Exc. Eng. w/double valve springs; Installation requires valve guide machining; (PLY) Polyacrylate
8	Valve Stem Seal	76-74	ST-2048 Std Only	Loc. Int.; Positive type; (VTN) Viton®
8	Valve Stem Seal	76-74	MV-1707C Std Only	VINTAGE; Loc. Exhaust; Umbrella type; (NTRL) Nitrile
8	Valve Stem Seal	76-74	MV-1707C Std Only	VINTAGE; Loc. Intake; Umbrella type; (NTRL) Nitrile
8	Valve Stem Seal Bulk	80-74	ST-2002BC Std Only	Exc. Eng. w/double valve springs; Positive type; Installation requires valve guide machining; Carton of 100; (PLY) Polyacrylate
8	Valve Stem Seal Bulk	76-74	MV-1707 Std Only	Loc. Exhaust; Umbrella type; Carton of 100; (NTRL) Nitrile
8	Valve Stem Seal Bulk	76-74	MV-1707 Std Only	Loc. Intake; Umbrella type; Carton of 100; (NTRL) Nitrile
8	VALVE SEAT Seat	80-74	245-1875-1 Std Only	DESCRIPTION Loc. Exh.; 1.8810" OD, 1.6100" ID, 0.2485" Depth
8	Seat	80-74	245-1875-1N Std Only	Loc. Exh.; Premium Material; 1.8810" OD, 1.6100" ID, 0.2485" Depth
8	Seat	80-74	245-2250-1 Std Only	Loc. Int.; Machine ID to fit; 2.2555" OD, 1.9375" ID, 0.1855" Depth
16	VALVE, MISC Keeper	80-74	VK-66 Std Only	DESCRIPTION 2 groove
16	Keeper	80-74	VK-66R Std Only	2 groove; Hardened
16	Keeper	80-74	VK-174 Std Only	4 groove
16	Keeper	80-74	VK-174R Std Only	4 groove; Hardened
8	Rotocap	80-74	RC-78S Std Only	Loc. Exh.
8	Rotocap	80-74	RC-78SB * Std Only	Loc. Exh.; Carton of 375
8	PISTON Cast Piston	78-74	424NP Std-20-30-40-60	DESCRIPTION VINTAGE; Cast; 1.0939" Pin Dia.; 2 Rings 5/64 Groove, 1 Ring 3/16 Groove, 1.912 CD, Flat Head - 8.0:1 C.R.
8	Cast Piston - Individual	78-74	W424NP Std-30	VINTAGE; Cast; 1.0939" Pin Dia.; 2 Rings 5/64 Groove, 1 Ring 3/16 Groove, 1.912 CD, Flat Head - 8.0:1 C.R.
8	Pin	78-74	P-1940 Std-3	VINTAGE; 0.6340" Inside Dia., 1.0935" Outside Dia.
1	RINGS Premium Set	78-72	E-424K Std-20-30-40-60	DESCRIPTION VINTAGE; 2-5/64, 1-3/16; Premium Moly
1	Standard Set	78-72	E-424X Std-30-40-60	VINTAGE; 2-5/64, 1-3/16; Iron
1	ENGINE BEARINGS Main Set	78-74	119M Std-10	DESCRIPTION Performance; 3/4 grooved; Tri-metal copper-lead
1	Main Set	78-74	5025MA Std-10-20-30	VINTAGE; A-Series aluminum bearings ; Partial grooved; 3.930" max. flange OD
1	Main Set	74	4924MA Std-10-20-30	VINTAGE; A-Series aluminum bearings ; Partial grooved; 3.624" max. flange OD
1	Rod Set	78-74	8-7135CH Std-10	Performance
1	Rod Set	78-74	8-2320CP Std-10-20-30-40-50	VINTAGE; 8-2320CA 60 avail. as unplated & resizeable
1	Rod Set	78-74	8-2320CA 60 60	VINTAGE; Unplated & resizeable
8	Rod Pair	78-74	2320CP Std-1-10-20-30-40-50	VINTAGE
1	Cam Set	78-74	2111M Std Only	Performance
1	Cam Set	78-74	1453M Std Only	VINTAGE; Babbitt material; Full round design
1	OIL PUMP Oil Pump	79-74	224-43366A	DESCRIPTION VINTAGE; High Pressure; Use original cover plate on Eng. with canister oil filter
1	Oil Pump	79-74	224-4174V	VINTAGE; High-Volume; Use original cover plate on Eng. w/canister oil filter
1	Pump Repair Kit	79-74	224-5174	VINTAGE
1	Inter. Shaft	79-74	224-6174	VINTAGE
1	GASKETS Kit Gasket Set	80-74	260-1043	DESCRIPTION VINTAGE; Int. manifold gskt. not incl.; Premium valve stem seals incl.
1	Kit Gasket Set	73-72	260-1001	VINTAGE; Int. manifold gskt. not incl.; Premium valve stem seals incl.
1	Valley Pan Gasket Set	80-72	260-4019	VINTAGE
1	FREEZE PLUGS Brass Block Plug Kit	78-73	381-8011	DESCRIPTION VINTAGE
1	Steel Block Plug Kit	78-73	381-4031	VINTAGE
1	Brass Deep Cup Freeze Plug	78-73	381-9001	VINTAGE; 1.625" Diameter
1	Steel Deep Cup Freeze Plug	78-73	381-3041	1.625" Diameter
1	Steel Deep Cup Freeze Plug	78-73	381-3084	2.141" Diameter

Edsel - See Ford Car
Fargo Truck - See Dodge Truck

Ford Car (Incl. Edsel, Ford, Lincoln, Mercury)

Engine Finding Index

CID	Litres	CC	Block Type	Bore	Valves	Mfg.	Vin	Eng. Code	Mfg. Div.	Fuel Del. Type	Years	Line
98	1.6L	1598cc	OHV L4	81mm	8	Ford Eng.		3036E	Fiesta	2 Bbl./Gasoline	1980-1978	1
98	1.6L	1599cc	OHV L4	3.1889"	8	Ford Eng.	L	2737E	Pinto/Capri	1 Bbl./Gasoline	1972-1971	2
98	1.6L	1599cc	OHV L4	3.1889"	8	Ford Eng.	W	2737E	Pinto/Capri	1 Bbl./Gasoline	1973-1971	3
121.7	2.0L	1993cc	SOHC L4	90.8mm	8	Ford Eng.	X			2 Bbl./Gasoline	1974-1971	4
144	2.4L	2360cc	OHV L6	3.5"	12	Ford Eng.	D			1 Bbl./Gasoline	1962-1960	5
144	2.4L	2360cc	OHV L6	3.5"	12	Ford Eng.	S			1 Bbl./Gasoline	1964-1960	6
170	2.8L	2786cc	OHV L6	3.5"	12	Ford Eng.	U			1 Bbl./Gasoline	1972-1960	7
171	2.8L	2792cc	OHV V6	93mm	12	Ford Eng.	Z			2 Bbl./Gasoline	1979-1974	8
200	3.3L	3278cc	L-HEAD L4	3.875"	8	Ford Eng.			A & B	2 Bbl./Gasoline	1934-1928	9
200	3.3L	3278cc	OHV L6	3.68"	12	Ford Eng.	T			1 Bbl./Gasoline	1979-1963	10
215	3.5L	3524cc	OHV L6	3.5625"	12	Ford Eng.	A			1 Bbl./Gasoline	1953-1952	11
221	3.6L	3622cc	L-HEAD V8	3.0625"	16	Ford Eng.			Ford	2 Bbl./Gasoline	1942-1939	12
221	3.6L	3622cc	OHV V8	3.5"	16	Ford Eng.	L			2 Bbl./Gasoline	1963-1962	13
223	3.6L	3655cc	OHV L6	3.625"	12	Ford Eng.	A			1 Bbl./Gasoline	1961-1954	14
223	3.6L	3655cc	OHV L6	3.625"	12	Ford Eng.	V			1 Bbl./Gasoline	1964-1960	15
226	3.7L	3704cc	L-HEAD L6	3.2969"	12	Ford Eng.	H			1 Bbl./Gasoline	1951-1949	16
226	3.7L	3704cc	L-HEAD L6	3.2969"	12	Ford Eng.				1 Bbl./Gasoline	1948-1941	17
239	3.9L	3917cc	OHV V8	3.5"	16	Ford Eng.	U		Ford	2 Bbl./Gasoline	1954	18
239.4	3.9L	3924cc	L-HEAD V8	3.1875"	16	Ford Eng.	B		Ford/Mercury	2 Bbl./Gasoline	1953-1949	19
239.4	3.9L	3924cc	L-HEAD V8	3.1875"	16	Ford Eng.			Ford/Mercury	2 Bbl./Gasoline	1948-1946	20
240	3.9L	3934cc	OHV L6	4"	12	Ford Eng.	B			1 Bbl./Gasoline	1970-1965	21
240	3.9L	3934cc	OHV L6	4"	12	Ford Eng.	E			1 Bbl./Gasoline	1972-1965	22
240	3.9L	3934cc	OHV L6	4"	12	Ford Eng.	V			1 Bbl./Gasoline	1972-1965	23
250	4.1L	4098cc	OHV L6	3.68"	12	Ford Eng.	C			1 Bbl./Gasoline	1980	24
250	4.1L	4098cc	OHV L6	3.68"	12	Ford Eng.	L			1 Bbl./Gasoline	1979-1969	25
255	4.2L	4179cc	OHV V8	3.68"	16	Ford Eng.	D			2 Bbl./Gasoline	1980	26
255.4	4.2L	4186cc	L-HEAD V8	3.1875"	16	Ford Eng.			Mercury	2 Bbl./Gasoline	1953-1949	27
256	4.2L	4196cc	OHV V8	3.625"	16	Ford Eng.	P		Mercury	4 Bbl./Gasoline	1954	28
256	4.2L	4196cc	OHV V8	3.625"	16	Ford Eng.			Mercury	4 Bbl./Gasoline	1954	29
260	4.3L	4261cc	OHV V8	3.7969"	16	Ford Eng.	F			2 Bbl./Gasoline	1965-1962	30
272	4.5L	4458cc	OHV V8	3.625"	16	Ford Eng.	B			2 Bbl./Gasoline	1957	31
272	4.5L	4458cc	OHV V8	3.625"	16	Ford Eng.	M			4 Bbl./Gasoline	1955	32
272	4.5L	4458cc	OHV V8	3.625"	16	Ford Eng.	U			2 Bbl./Gasoline	1956-1955	33
289	4.7L	4737cc	OHV V8	4"	16	Ford Eng.	A			4 Bbl./Gasoline	1968-1964	34
289	4.7L	4737cc	OHV V8	4"	16	Ford Eng.	C			2 Bbl./Gasoline	1968-1963	35
289	4.7L	4737cc	OHV V8	4"	16	Ford Eng.	D			4 Bbl./Gasoline	1965-1964	36
289	4.7L	4737cc	OHV V8	4"	16	Ford Eng.	K			4 Bbl./Gasoline	1967-1963	37
289	4.7L	4737cc	OHV V8	4"	16	Ford Eng.				2-4 Bbl./Gasoline	1968-1964	38
289	4.7L	4737cc	OHV V8	4"	16	Ford Eng.				4 Bbl./Gasoline	1968-1964	39
292	4.8L	4786cc	OHV V8	3.75"	16	Ford Eng.	C			2 Bbl./Gasoline	1959-1957	40
292	4.8L	4786cc	OHV V8	3.75"	16	Ford Eng.	M			4 Bbl./Gasoline	1956	41
292	4.8L	4786cc	OHV V8	3.75"	16	Ford Eng.	P			4 Bbl./Gasoline	1957-1955	42
292	4.8L	4786cc	OHV V8	3.75"	16	Ford Eng.	W			2 Bbl./Gasoline	1962-1960	43
302	5.0L	4950cc	OHV V8	4"	16	Ford Eng.	D			2 Bbl./Gasoline	1972-1969	44
302	5.0L	4950cc	OHV V8	4"	16	Ford Eng.	F			2 Bbl./Gasoline	1980-1968	45
302	5.0L	4950cc	OHV V8	4"	16	Ford Eng.	J			4 Bbl./Gasoline	1968	46
302	5.0L	4950cc	OHV V8	4"	16	Ford Eng.	G			4 Bbl./Gasoline	1971-1969	47
312	5.1L	5114cc	OHV V8	3.7969"	16	Ford Eng.	D			4 Bbl./Gasoline	1957	48
312	5.1L	5114cc	OHV V8	3.7969"	16	Ford Eng.	E			2-4 Bbl./Gasoline	1957-1956	49
312	5.1L	5114cc	OHV V8	3.7969"	16	Ford Eng.	F			4 Bbl./Gasoline	1957	50
312	5.1L	5114cc	OHV V8	3.7969"	16	Ford Eng.	L			4 Bbl./Gasoline	1958	51
312	5.1L	5114cc	OHV V8	3.7969"	16	Ford Eng.	P			2 Bbl./Gasoline	1960-1959	52
312	5.1L	5114cc	OHV V8	3.7969"	16	Ford Eng.	P			4 Bbl./Gasoline	1958-1956	53
317.5	5.2L	5204cc	OHV V8	3.8125"	16	Ford Eng.			Lincoln	2 Bbl./Gasoline	1952	54
317.5	5.2L	5204cc	OHV V8	3.8125"	16	Ford Eng.			Lincoln	4 Bbl./Gasoline	1954-1953	55
332	5.4L	5441cc	OHV V8	4"	16	Ford Eng.	B			2 Bbl./Gasoline	1959-1958	56
332	5.4L	5441cc	OHV V8	4"	16	Ford Eng.	G			4 Bbl./Gasoline	1959-1958	57
341	5.6L	5589cc	OHV V8	3.9375"	16	Ford Eng.			Lincoln	4 Bbl./Gasoline	1955	58
351	5.8L	5753cc	OHV V8	4"	16	Ford Eng.	H			2 Bbl./Gasoline	1974-1970	59
351	5.8L	5753cc	OHV V8	4"	16	Ford Eng.	M			4 Bbl./Gasoline	1971-1970	60
351	5.8L	5753cc	OHV V8	4"	16	Ford Eng.	R			4 Bbl./Gasoline	1972-1971	61
351	5.8L	5753cc	OHV V8	4"	16	Ford Eng.	Q			4 Bbl./Gasoline	1974-1971	62
351	5.8L	5753cc	OHV V8	4"	16	Ford Eng.	H			2 Bbl./Gasoline	1979-1975	63
351	5.8L	5753cc	OHV V8	4"	16	Ford Eng.	H			2 Bbl./Gasoline	1979-1969	64
351	5.8L	5753cc	OHV V8	4"	16	Ford Eng.	M			4 Bbl./Gasoline	1971-1969	65
352	5.8L	5769cc	OHV V8	4"	16	Ford Eng.	H			4 Bbl./Gasoline	1961-1958	66
352	5.8L	5769cc	OHV V8	4"	16	Ford Eng.	R			4 Bbl./Gasoline	1961-1960	67
352	5.8L	5769cc	OHV V8	4"	16	Ford Eng.	X			2 Bbl./Gasoline	1963-1960	68
352	5.8L	5769cc	OHV V8	4"	16	Ford Eng.	X			4 Bbl./Gasoline	1967-1964	69
352	5.8L	5769cc	OHV V8	4"	16	Ford Eng.	Y			4 Bbl./Gasoline	1960	70
361	5.9L	5917cc	OHV V8	4.05"	16	Ford Eng.	W			4 Bbl./Gasoline	1959-1958	71
368	6.0L	6032cc	OHV V8	4"	16	Ford Eng.			Lincoln	2-4 Bbl./Gasoline	1957	72
368	6.0L	6032cc	OHV V8	4"	16	Ford Eng.			Lincoln	4 Bbl./Gasoline	1957-1956	73

(continued on next page)

Ford Car (Incl. Edsel, Ford, Lincoln, Mercury)

Engine Finding Index												
CID	Litres	CC	Block Type	Bore	Valves	Mfg.	Vin	Eng. Code	Mfg. Div.	Fuel Del. Type	Years	Line
383	6.3L	6277cc	OHV V8	4.2969"	16	Ford Eng.	M		Mercury	4 Bbl./Gasoline	1959-1958	74
383	6.3L	6277cc	OHV V8	4.2969"	16	Ford Eng.	N		Mercury	2 Bbl./Gasoline	1960-1959	75
390	6.4L	6392cc	OHV V8	4.05"	16	Ford Eng.	9			4 Bbl./Gasoline	1965-1963	76
390	6.4L	6392cc	OHV V8	4.05"	16	Ford Eng.	H			2 Bbl./Gasoline	1969-1964	77
390	6.4L	6392cc	OHV V8	4.05"	16	Ford Eng.	M			3-2 Bbl./Gasoline	1967-1961	78
390	6.4L	6392cc	OHV V8	4.05"	16	Ford Eng.	P			4 Bbl./Gasoline	1967-1963	79
390	6.4L	6392cc	OHV V8	4.05"	16	Ford Eng.	Q			4 Bbl./Gasoline	1962-1961	80
390	6.4L	6392cc	OHV V8	4.05"	16	Ford Eng.	R			4 Bbl./Gasoline	1962-1961	81
390	6.4L	6392cc	OHV V8	4.05"	16	Ford Eng.	X			2 Bbl./Gasoline	1970-1967	82
390	6.4L	6392cc	OHV V8	4.05"	16	Ford Eng.	Y			2 Bbl./Gasoline	1971-1964	83
390	6.4L	6392cc	OHV V8	4.05"	16	Ford Eng.	Z			4 Bbl./Gasoline	1968-1961	84
390	6.4L	6392cc	OHV V8	4.05"	16	Ford Eng.	S			4 Bbl./Gasoline	1970-1966	85
400	6.6L	6556cc	OHV V8	4"	16	Ford Eng.	S			2 Bbl./Gasoline	1979-1971	86
406	6.6L	6654cc	OHV V8	4.125"	16	Ford Eng.	B			4 Bbl./Gasoline	1963-1962	87
406	6.6L	6654cc	OHV V8	4.125"	16	Ford Eng.	G			3-2 Bbl./Gasoline	1963-1962	88
410	6.7L	6720cc	OHV V8	4.05"	16	Ford Eng.	M		Mercury	4 Bbl./Gasoline	1967-1966	89
410	6.7L	6720cc	OHV V8	4.2031"	16	Ford Eng.	X		Edsel	4 Bbl./Gasoline	1958	90
427	7.0L	6997cc	OHV V8	4.2328"	16	Ford Eng.	L			4 Bbl./Gasoline	1967-1965	91
427	7.0L	6997cc	OHV V8	4.2328"	16	Ford Eng.	M			2-4 Bbl./Gasoline	1967-1965	92
427	7.0L	6997cc	OHV V8	4.2328"	16	Ford Eng.	Q			4 Bbl./Gasoline	1965-1963	93
427	7.0L	6997cc	OHV V8	4.2328"	16	Ford Eng.	R			2-4 Bbl./Gasoline	1968-1963	94
427	7.0L	6997cc	OHV V8	4.2328"	16	Ford Eng.	W			4 Bbl./Gasoline	1969-1966	95
427	7.0L	6997cc	OHV V8	4.2328"	16	Ford Eng.				2-4 Bbl./Gasoline	1969-1964	96
427	7.0L	6997cc	OHV V8	4.2328"	16	Ford Eng.				4 Bbl./Gasoline	1969-1964	97
428	7.0L	7015cc	OHV V8	4.13"	16	Ford Eng.	Q			4 Bbl./Gasoline	1970-1966	98
428	7.0L	7015cc	OHV V8	4.13"	16	Ford Eng.	R			4 Bbl./Gasoline	1970-1968	99
428	7.0L	7015cc	OHV V8	4.13"	16	Ford Eng.	P			4 Bbl./Gasoline	1970-1966	100
429	7.0L	7031cc	OHV V8	4.36"	16	Ford Eng.	K			2 Bbl./Gasoline	1971-1969	101
429	7.0L	7031cc	OHV V8	4.36"	16	Ford Eng.	N			4 Bbl./Gasoline	1973-1968	102
429	7.0L	7031cc	OHV V8	4.36"	16	Ford Eng.	Z			4 Bbl./Gasoline	1970-1969	103
429	7.0L	7031cc	OHV V8	4.36"	16	Ford Eng.	C			4 Bbl./Gasoline	1971-1970	104
429	7.0L	7031cc	OHV V8	4.36"	16	Ford Eng.	J			4 Bbl./Gasoline	1971-1970	105
429	7.0L	7031cc	OHV V8	4.36"	16	Ford Eng.	P			4 Bbl./Gasoline	1972-1971	106
430	7.0L	7048cc	OHV V8	4.2969"	16	Ford Eng.	H			2 Bbl./Gasoline	1962-1960	107
430	7.0L	7048cc	OHV V8	4.2969"	16	Ford Eng.	H			4 Bbl./Gasoline	1959-1958	108
430	7.0L	7048cc	OHV V8	4.2969"	16	Ford Eng.	J			3-2 Bbl./Gasoline	1958	109
430	7.0L	7048cc	OHV V8	4.2969"	16	Ford Eng.	J			4 Bbl./Gasoline	1960-1959	110
430	7.0L	7048cc	OHV V8	4.2969"	16	Ford Eng.	K			3-2 Bbl./Gasoline	1959	111
430	7.0L	7048cc	OHV V8	4.2969"	16	Ford Eng.	K			4 Bbl./Gasoline	1958	112
430	7.0L	7048cc	OHV V8	4.2969"	16	Ford Eng.	L			4 Bbl./Gasoline	1959	113
430	7.0L	7048cc	OHV V8	4.2969"	16	Ford Eng.	M			2 Bbl./Gasoline	1960	114
430	7.0L	7048cc	OHV V8	4.2969"	16	Ford Eng.	N			4 Bbl./Gasoline	1965-1963	115
460	7.5L	7539cc	OHV V8	4.36"	16	Ford Eng.	A			4 Bbl./Gasoline	1978-1968	116
460	7.5L	7539cc	OHV V8	4.36"	16	Ford Eng.	C			4 Bbl./Gasoline	1978-1973	117
462	7.6L	7582cc	OHV V8	4.38"	16	Ford Eng.	7		Lincoln	4 Bbl./Gasoline	1968-1967	118
462	7.6L	7582cc	OHV V8	4.38"	16	Ford Eng.	G		Lincoln	4 Bbl./Gasoline	1968-1966	119

Engine Code Index

Eng. Code	CID	Litres	CC	Block Type	Bore	Valves	Mfg.	Vin	Mfg. Div.	Fuel Del. Type	Years	Line
2737E	98	1.6L	1599cc	OHV L4	3.1889"	8	Ford Eng.	L	Pinto/Capri	1 Bbl./Gasoline	1972-1971	2
2737E	98	1.6L	1599cc	OHV L4	3.1889"	8	Ford Eng.	W	Pinto/Capri	1 Bbl./Gasoline	1973-1971	3
3036E	98	1.6L	1598cc	OHV L4	81mm	8	Ford Eng.		Fiesta	2 Bbl./Gasoline	1980-1978	1
A & B	200	3.3L	3278cc	L-HEAD L4	3.875"	8	Ford Eng.			2 Bbl./Gasoline	1934-1928	9

98 1.6L (1598cc) OHV L4 (8 Valve) (Fiesta), 81mm Bore (Ford Eng.), 2 Bbl. "Eng. Code 3036E" 1980-1978 **1**

QTY	VALVE GUIDE	YEARS	PART NO.	DESCRIPTION
8	Guide	80-78	VG-5044 Std Only	VINTAGE; 0.3120" ID, 2.0000" O.A.L
QTY	VALVE SEAT	YEARS	PART NO.	DESCRIPTION
4	Seat	80-78	245-1375-1 Std Only	Loc. Exh.; 1.3795" OD, 1.1250" ID, 0.2160" Depth
4	Seat	80-78	245-1437-1 Std Only	Loc. Int.; 1.4420" OD, 1.2500" ID, 0.2160" Depth
QTY	PISTON	YEARS	PART NO.	DESCRIPTION
4	Pin Bushing	80-78	2789Y20	VINTAGE
QTY	ENGINE BEARINGS	YEARS	PART NO.	DESCRIPTION
1	Main Set	80-78	5083M Std Only	VINTAGE
1	Rod Set	80-78	4-2785CP Std-10-20-30	
1	Cam Set	80-78	1459M Std Only	VINTAGE

(continued on next page)

Ford Car (Incl. Edsel, Ford, Lincoln, Mercury)

1 98 1.6L (1598cc) OHV L4 (8 Valve) (Fiesta), 81mm Bore (Ford Eng.), 2 Bbl. "Eng. Code 3036E" 1980-1978					
(cont.)					
QTY	GASKETS	YEARS	PART NO.	DESCRIPTION	
1	Kit Gasket Set	80-78	260-1111	VINTAGE; Premium valve stem seals incl.	
2 98 1.6L (1599cc) OHV L4 (8 Valve) (Pinto/Capri), 3.1889" Bore (Ford Eng.), 1 Bbl. "VIN L" "Eng. Code 2737E" 1972-1971					
QTY	VALVE GUIDE	YEARS	PART NO.	DESCRIPTION	
8	Guide	72-71	VG-5044 Std Only	VINTAGE; 0.3120" ID, 2.0000" O.A.L	
QTY	VALVE SEAL	YEARS	PART NO.	DESCRIPTION	
8	Valve Stem Seal	72-71	MV-1828C Std Only	Positive type; (PLY) Polyacrylate	
8	Valve Stem Seal Bulk	72-71	MV-1828 Std Only	Positive type; Carton of 50; (PLY) Polyacrylate	
QTY	VALVE SEAT	YEARS	PART NO.	DESCRIPTION	
4	Seat	72-71	245-1375-1 Std Only	Loc. Exh.; 1.3795" OD, 1.1250" ID, 0.2160" Depth	
QTY	PISTON	YEARS	PART NO.	DESCRIPTION	
4	Pin Bushing	72-71	2789Y20	VINTAGE	
QTY	ENGINE BEARINGS	YEARS	PART NO.	DESCRIPTION	
1	Main Set	72-71	4865M Std-10-20	VINTAGE	
1	Rod Set	72-71	4-2785CP Std-10-20-30		
1	Cam Set	72-71	1459M Std Only	VINTAGE	
3 98 1.6L (1599cc) OHV L4 (8 Valve) (Pinto/Capri), 3.1889" Bore (Ford Eng.), 1 Bbl. "VIN W" "Eng. Code 2737E" 1973-1971					
QTY	VALVE GUIDE	YEARS	PART NO.	DESCRIPTION	
8	Guide	73-71	VG-5044 Std Only	VINTAGE; 0.3120" ID, 2.0000" O.A.L	
QTY	VALVE SEAL	YEARS	PART NO.	DESCRIPTION	
8	Valve Stem Seal	73-71	MV-1828C Std Only	Positive type; (PLY) Polyacrylate	
8	Valve Stem Seal Bulk	73-71	MV-1828 Std Only	Positive type; Carton of 50; (PLY) Polyacrylate	
QTY	VALVE SEAT	YEARS	PART NO.	DESCRIPTION	
4	Seat	73-71	245-1375-1 Std Only	Loc. Exh.; 1.3795" OD, 1.1250" ID, 0.2160" Depth	
QTY	PISTON	YEARS	PART NO.	DESCRIPTION	
4	Pin Bushing	73-71	2789Y20	VINTAGE	
QTY	ENGINE BEARINGS	YEARS	PART NO.	DESCRIPTION	
1	Main Set	73-71	4865M Std-10-20	VINTAGE	
1	Rod Set	73-71	4-2785CP Std-10-20-30		
1	Cam Set	73-71	1459M Std Only	VINTAGE	
4 121.7 2.0L (1993cc) SOHC L4 (8 Valve), 90.8mm Bore (Ford Eng.), 2 Bbl. "VIN X" 1974-1971					
V A L V E T R A I N	QTY	VALVE GUIDE	YEARS	PART NO.	DESCRIPTION
	8	Guide	74-71	VG-5016 Std Only	Guide top OD is cut for MV-1828 seal; 0.3175" ID, 2.0000" O.A.L
	8	Guide	74-71	VG-5016T Std Only	Guide top OD is cut for MV-1828 seal; Threaded; 0.3175" ID, 2.0000" O.A.L
	QTY	VALVE SEAL	YEARS	PART NO.	DESCRIPTION
	8	Valve Stem Seal	74-71	MV-1828C Std Only	Positive type; (PLY) Polyacrylate
	8	Valve Stem Seal Bulk	74-71	MV-1828 Std Only	Positive type; Carton of 50; (PLY) Polyacrylate
	QTY	VALVE SEAT	YEARS	PART NO.	DESCRIPTION
	4	Seat	74-71	245-1500-1 Std Only	Loc. Exh.; 1.5045" OD, 1.2500" ID, 0.2160" Depth
	4	Seat	74-71	245-1500-1N Std Only	Loc. Exh.; Premium Material; 1.5045" OD, 1.2500" ID, 0.2160" Depth
	4	Seat	74-71	245-1750-3 Std Only	Loc. Int.; 1.7555" OD, 1.4375" ID, 0.2160" Depth
4	Seat	74-71	245-1750-3N Std Only	Loc. Int.; Premium Material; 1.7555" OD, 1.4375" ID, 0.2160" Depth	
QTY	VALVE, MISC	YEARS	PART NO.	DESCRIPTION	
16	Keeper	74-71	VK-204 Std Only	3 groove; w/.3125 Stem Dia.	
8	Spring Insert	74-71	259-105B Std Only	.030"; Carton of 100	
B L O C K	QTY	PISTON	YEARS	PART NO.	DESCRIPTION
	4	Cast Piston	74-71	397P Std-30-60	VINTAGE; Cast; .9447" Pin Dia.; 1 Ring 2.00mm Groove, 1 Ring 2.50mm Groove, 1 Ring 4.00mm Groove, 1.588 CD, Flat Head - 8.0:1 C.R.
	4	Cast Piston - Individual	74-71	W397P Std-30-60	VINTAGE; Cast; .9447" Pin Dia.; 1 Ring 2.00mm Groove, 1 Ring 2.50mm Groove, 1 Ring 4.00mm Groove, 1.588 CD, Flat Head - 8.0:1 C.R.
	QTY	ENGINE BEARINGS	YEARS	PART NO.	DESCRIPTION
1	Cam Set	74-71	1412M Std Only	VINTAGE	
QTY	GASKETS	YEARS	PART NO.	DESCRIPTION	
1	Kit Gasket Set	74-71	260-1015	VINTAGE; Premium valve stem seals incl.	

(continued on next page)

Ford Car (Incl. Edsel, Ford, Lincoln, Mercury)

121.7 2.0L (1993cc) SOHC L4 (8 Valve), 90.8mm Bore (Ford Eng.), 2 Bbl. "VIN X" 1974-1971 4
(cont.)

QTY	FREEZE PLUGS	YEARS	PART NO.	DESCRIPTION
1	Brass Block Plug Kit	74-71	381-8028	VINTAGE
1	Brass Deep Cup Freeze Plug	74-71	381-9002	1.500" Diameter, 0.375" Height
1	Steel Deep Cup Freeze Plug	74-71	381-3088	0.448" Diameter
1	Steel Deep Cup Freeze Plug	74-71	381-3048	0.563" Diameter
1	Steel Deep Cup Freeze Plug	74-71	381-3167	1.906" Diameter

144 2.4L (2360cc) OHV L6 (12 Valve), 3.5" Bore (Ford Eng.), 1 Bbl. "VIN D" 1962-1960 5

VALVE TRAIN

VALVE TRAIN

QTY	TIMING	YEARS	PART NO.	DESCRIPTION
1	3 Piece Set	62-60	KT3-351S	(1) 222-351; (1) 223-308; (1) 223-397
1	Timing Chain	62-60	222-351	50 Links
1	Crank Sprocket	62-60	223-397	19 Teeth
1	Cam Sprocket	62-60	223-308	38 Teeth
QTY	CAMSHAFT/LIFTER	YEARS	PART NO.	DESCRIPTION
12	Lifter	62-60	AT-872 Std Only	Mech.; 1.830" Length
12	Lifter, Bulk	62-60	AT-872B Std Only	Mech.; Carton of 122
QTY	PUSH ROD	YEARS	PART NO.	DESCRIPTION
12	Push Rod	62-60	RP-3076 Std Only	VINTAGE; Std. length; 8.2300" O.A.L.
QTY	ROCKER PARTS	YEARS	PART NO.	DESCRIPTION
1	Rocker Shaft	62-60	RS-619 Std Only	
QTY	VALVE	YEARS	PART NO.	DESCRIPTION
6	Exhaust	62-60	V-1439 Std Only	VINTAGE; 1.2660" Head Dia., 0.3100" Stem Dia., 4.2600" O.A.L.
QTY	VALVE GUIDE	YEARS	PART NO.	DESCRIPTION
12	Guide	62-60	VG-5009 Std Only	0.3120" ID, 1.8800" O.A.L
QTY	VALVE SPRING	YEARS	PART NO.	DESCRIPTION
12	Spring	62-60	VS-562 Std Only	VINTAGE; w/o Rotocaps; 2.0000" Free Height
QTY	VALVE SEAL	YEARS	PART NO.	DESCRIPTION
12	Valve Stem Seal	62-60	ST-2005 Std Only	Positive type; Installation requires valve guide machining; (RBBTF) Rubber/PTFE
12	Valve Stem Seal	62-60	MV-1796A Std Only	Umbrella type; Fits Std. to .015" O/S valve stem
12	Valve Stem Seal Bulk	62-60	MV-1796 Std Only	Umbrella type; Fits Std. to .015" O/S valve stem; Carton of 100; (RBB) Rubber
QTY	VALVE SEAT	YEARS	PART NO.	DESCRIPTION
6	Seat	62-60	245-1562-1 Std Only	Loc. Int.; 1.5675" OD, 1.3125" ID, 0.2160" Depth
6	Seat	62-60	245-1562-1N Std Only	Loc. Int.; Premium Material; 1.5675" OD, 1.3125" ID, 0.2160" Depth
6	Seat	62-60	245-1375-4 Std Only	VINTAGE; Loc. Exh.; 1.3795" OD, 1.1250" ID, 0.1855" Depth
QTY	VALVE, MISC	YEARS	PART NO.	DESCRIPTION
24	Keeper	62-60	VK-144 Std Only	1 groove; Square cut key groove
24	Keeper	62-60	VK-144R Std Only	1 groove; Square cut key groove; Hardened
12	Spring Insert	62-60	259-102C Std Only	.015"; Carton of 100
12	Spring Insert	62-60	259-102B Std Only	.030"; Carton of 100
12	Spring Insert	62-60	259-102A Std Only	.060"; Carton of 100
12	Spring Insert	62-60	259-502A Std Only	.060"; Carton of 50; O/S O.D. 1.542"

BLOCK

BLOCK

QTY	RINGS	YEARS	PART NO.	DESCRIPTION
1	Premium Set	62-60	E-197K Std-20-40	VINTAGE; 2-5/64, 1-3/16; Premium Moly
1	Standard Set	62-60	E-197X Std-30-40-60	VINTAGE; 2-5/64, 1-3/16; Iron
QTY	ENGINE BEARINGS	YEARS	PART NO.	DESCRIPTION
1	Main Set	62-60	4222M Std-10	VINTAGE
1	Rod Set	62-60	6-2380CP Std-10-20-30-40	
6	Rod Pair	62-60	2380CP Std-10-20-30-40	
1	Cam Set	62-60	1439M Std Only	
QTY	GASKETS	YEARS	PART NO.	DESCRIPTION
1	Kit Gasket Set	62-60	260-1002	Premium valve stem seals incl.
QTY	FREEZE PLUGS	YEARS	PART NO.	DESCRIPTION
1	Brass Block Plug Kit	62-60	381-8013	
1	Brass Deep Cup Freeze Plug	62-60	381-9031	1.750" Diameter
1	Brass Shallow Cup Freeze Plug	62-60	381-7059	2.063" Diameter
1	Steel Deep Cup Freeze Plug	62-60	381-3088	0.448" Diameter
1	Steel Shallow Cup Freeze Plug	62-60	381-2059	2.063" Diameter

144 2.4L (2360cc) OHV L6 (12 Valve), 3.5" Bore (Ford Eng.), 1 Bbl. "VIN S" 1964-1960 6

QTY	TIMING	YEARS	PART NO.	DESCRIPTION
1	3 Piece Set	64-60	KT3-351S	(1) 222-351; (1) 223-308; (1) 223-397
1	Timing Chain	64-60	222-351	50 Links

(continued on next page)

Ford Car (Incl. Edsel, Ford, Lincoln, Mercury)

6 144 2.4L (2360cc) OHV L6 (12 Valve), 3.5" Bore (Ford Eng.), 1 Bbl. "VIN S" 1964-1960				
(cont.)				
QTY	TIMING (cont.)	YEARS	PART NO.	DESCRIPTION
1	Crank Sprocket	64-60	223-397	19 Teeth
1	Cam Sprocket	64-60	223-308	38 Teeth
QTY	CAMSHAFT/LIFTER	YEARS	PART NO.	DESCRIPTION
1	Camshaft	64-63	CS-448	VINTAGE; Hyd.; Hydraulic, (050) Duration at .050 Lobe Lift, 178 Exh., 178 Int., 106 Degrees Lobe Separation
1	Prelube		55-403 Std Only	1.5 oz. packet
1	Prelube		55-400 Std Only	4 oz. bottle; 1.5 oz. packet No. 55-403 also avail.
12	Lifter	64-63	HT-2083 Std Only	Hyd.
12	Lifter	62-60	AT-872 Std Only	Mech.; 1.830" Length
12	Lifter, Bulk	64-63	HT-2083B Std Only	Hyd.; Carton of 122
12	Lifter, Bulk	62-60	AT-872B Std Only	Mech.; Carton of 122
QTY	PUSH ROD	YEARS	PART NO.	DESCRIPTION
12	Push Rod	64-60	RP-3076 Std Only	VINTAGE; Std. length; 8.2300" O.A.L.
QTY	ROCKER PARTS	YEARS	PART NO.	DESCRIPTION
1	Rocker Shaft	64-60	RS-619 Std Only	
QTY	VALVE	YEARS	PART NO.	DESCRIPTION
6	Exhaust	64-60	V-1439 Std Only	VINTAGE; 1.2660" Head Dia., 0.3100" Stem Dia., 4.2600" O.A.L.
QTY	VALVE GUIDE	YEARS	PART NO.	DESCRIPTION
12	Guide	64-60	VG-5009 Std Only	0.3120" ID, 1.8800" O.A.L.
QTY	VALVE SPRING	YEARS	PART NO.	DESCRIPTION
12	Spring	64-63	VS-624 Std Only	w/o Rotocaps; 1.8280" Free Height
12	Spring	62-60	VS-562 Std Only	VINTAGE; w/o Rotocaps; 2.0000" Free Height
QTY	VALVE SEAL	YEARS	PART NO.	DESCRIPTION
12	Valve Stem Seal	64-60	ST-2005 Std Only	Positive type; Installation requires valve guide machining; (RBBTF) Rubber/PTFE
12	Valve Stem Seal	64-60	MV-1796A Std Only	Umbrella type; Fits Std. to .015" O/S valve stem
12	Valve Stem Seal Bulk	64-60	MV-1796 Std Only	Umbrella type; Fits Std. to .015" O/S valve stem; Carton of 100; (RBB) Rubber
QTY	VALVE SEAT	YEARS	PART NO.	DESCRIPTION
6	Seat	64-60	245-1562-1 Std Only	Loc. Int.; 1.5675" OD, 1.3125" ID, 0.2160" Depth
6	Seat	64-60	245-1562-1N Std Only	Loc. Int.; Premium Material; 1.5675" OD, 1.3125" ID, 0.2160" Depth
6	Seat	64-60	245-1375-4 Std Only	VINTAGE; Loc. Exh.; 1.3795" OD, 1.1250" ID, 0.1855" Depth
QTY	VALVE, MISC	YEARS	PART NO.	DESCRIPTION
24	Keeper	64-60	VK-144 Std Only	1 groove; Square cut key groove
24	Keeper	64-60	VK-144R Std Only	1 groove; Square cut key groove; Hardened
12	Spring Insert	64-60	259-102C Std Only	.015"; Carton of 100
12	Spring Insert	64-60	259-102B Std Only	.030"; Carton of 100
12	Spring Insert	64-60	259-102A Std Only	.060"; Carton of 100
12	Spring Insert	64-60	259-502A Std Only	.060"; Carton of 50; O/S O.D. 1.542"
QTY	RINGS	YEARS	PART NO.	DESCRIPTION
1	Premium Set	64-60	E-197K Std-20-40	VINTAGE; 2-5/64, 1-3/16; Premium Moly
1	Standard Set	64-60	E-197X Std-30-40-60	VINTAGE; 2-5/64, 1-3/16; Iron
QTY	ENGINE BEARINGS	YEARS	PART NO.	DESCRIPTION
1	Main Set	64-60	4222M Std-10	VINTAGE
1	Rod Set	64-60	6-2380CP Std-10-20-30-40	
6	Rod Pair	64-60	2380CP Std-10-20-30-40	
1	Cam Set	64-60	1439M Std Only	
QTY	GASKETS	YEARS	PART NO.	DESCRIPTION
1	Kit Gasket Set	64-60	260-1002	Premium valve stem seals incl.
QTY	FREEZE PLUGS	YEARS	PART NO.	DESCRIPTION
1	Brass Block Plug Kit	64-60	381-8013	
1	Brass Deep Cup Freeze Plug	64-60	381-9031	1.750" Diameter
1	Brass Shallow Cup Freeze Plug	64-60	381-7059	2.063" Diameter
1	Steel Deep Cup Freeze Plug	64-60	381-3088	0.448" Diameter
1	Steel Shallow Cup Freeze Plug	64-60	381-2059	2.063" Diameter
7 170 2.8L (2786cc) OHV L6 (12 Valve), 3.5" Bore (Ford Eng.), 1 Bbl. "VIN U" 1972-1960				
QTY	TIMING	YEARS	PART NO.	DESCRIPTION
1	3 Piece Set	72-61	KT3-351S	(1) 222-351; (1) 223-308; (1) 223-397
1	Timing Chain	72-61	222-351	50 Links
1	Crank Sprocket	72-61	223-397	19 Teeth
1	Cam Sprocket	72-61	223-308	38 Teeth

(continued on next page)

Ford Car (Incl. Edsel, Ford, Lincoln, Mercury)

170 2.8L (2786cc) OHV L6 (12 Valve), 3.5" Bore (Ford Eng.), 1 Bbl. "VIN U" 1972-1960 **7**
(cont.)

QTY	CAMSHAFT/LIFTER	YEARS	PART NO.	DESCRIPTION
1	Camshaft	72-63	CS-448	VINTAGE; Hyd.; Hydraulic, (050) Duration at .050 Lobe Lift, 178 Exh., 178 Int., 106 Degrees Lobe Separation
1	Prelube		55-403 Std Only	1.5 oz. packet
1	Prelube		55-400 Std Only	4 oz. bottle; 1.5 oz. packet No. 55-403 also avail.
12	Lifter	72-63	HT-2083 Std Only	Hyd.
12	Lifter	62-61	AT-872 Std Only	Mech.; 1.830" Length
12	Lifter, Bulk	72-63	HT-2083B Std Only	Hyd.; Carton of 122
12	Lifter, Bulk	62-61	AT-872B Std Only	Mech.; Carton of 122
QTY	PUSH ROD	YEARS	PART NO.	DESCRIPTION
12	Push Rod	72-65	RP-3176A Std Only	+1/16" longer length; 8.4100" O.A.L.
12	Push Rod	72-65	RP-3176B Std Only	-1/16" shorter length; 8.2900" O.A.L.
12	Push Rod	72-65	RP-3176 Std Only	Std. length; 8.3500" O.A.L.
12	Push Rod	64-61	RP-3076 Std Only	VINTAGE; Std. length; 8.2300" O.A.L.
12	Push Rod, Bulk	72-65	BRP-3176 Std Only	Std. length; Carton of 100; 8.3500" O.A.L.
QTY	ROCKER PARTS	YEARS	PART NO.	DESCRIPTION
1	Rocker Shaft	72-61	RS-619 Std Only	
QTY	VALVE	YEARS	PART NO.	DESCRIPTION
6	Exhaust	72-65	V-1983 Std-15	Chrome plated stem; 1.3900" Head Dia., 0.3101" Stem Dia., 4.2600" O.A.L.
6	Exhaust	64-61	V-1439 Std Only	VINTAGE; 1.2660" Head Dia., 0.3100" Stem Dia., 4.2600" O.A.L.
6	Intake	72-65	V-1717 Std Only	VINTAGE; w/o Chrome plated stem; 1.6555" Head Dia., 0.3102" Stem Dia., 4.2638" O.A.L.
QTY	VALVE GUIDE	YEARS	PART NO.	DESCRIPTION
24	Guide	72-61	VG-5009 Std Only	0.3120" ID, 1.8800" O.A.L
QTY	VALVE SPRING	YEARS	PART NO.	DESCRIPTION
12	Spring	72-63	VS-624 Std Only	1.8280" Free Height
12	Spring	62-61	VS-562 Std Only	VINTAGE; 2.0000" Free Height
QTY	VALVE SEAL	YEARS	PART NO.	DESCRIPTION
12	Valve Stem Seal	72-61	ST-2005 Std Only	Positive type; Installation requires valve guide machining; (RBBTF) Rubber/PTFE
12	Valve Stem Seal	72-61	MV-1796A Std Only	Umbrella type; Fits Std. to .015" O/S valve stem
12	Valve Stem Seal Bulk	72-61	MV-1796 Std Only	Umbrella type; Fits Std. to .015" O/S valve stem; Carton of 100; (RBB) Rubber
QTY	VALVE SEAT	YEARS	PART NO.	DESCRIPTION
6	Seat	72-65	245-1437-2 Std Only	Loc. Exh.; 1.4425" OD, 1.2190" ID, 0.2160" Depth
6	Seat	72-65	245-1437-2N Std Only	Loc. Exh.; Premium Material; 1.4425" OD, 1.2190" ID, 0.2160" Depth
6	Seat	72-65	245-1750-2 Std Only	Loc. Int.; 1.7550" OD, 1.5000" ID, 0.2160" Depth
6	Seat	72-65	245-1750-2N Std Only	Loc. Int.; Premium Material; 1.7550" OD, 1.5000" ID, 0.2160" Depth
6	Seat	64-61	245-1625-1 Std Only	Loc. Int.; 1.6300" OD, 1.3750" ID, 0.2160" Depth
6	Seat	64-61	245-1625-1N Std Only	Loc. Int.; Premium Material; 1.6300" OD, 1.3750" ID, 0.2160" Depth
6	Seat	64-61	245-1375-4 Std Only	VINTAGE; Loc. Exh.; 1.3795" OD, 1.1250" ID, 0.1855" Depth
QTY	VALVE, MISC	YEARS	PART NO.	DESCRIPTION
24	Keeper	72-61	VK-144 Std Only	1 groove; Square cut key groove
24	Keeper	72-61	VK-144R Std Only	1 groove; Square cut key groove; Hardened
12	Spring Insert	72-61	259-102C Std Only	.015"; Carton of 100
12	Spring Insert	72-61	259-102B Std Only	.030"; Carton of 100
12	Spring Insert	72-61	259-102A Std Only	.060"; Carton of 100
12	Spring Insert	72-61	259-502A Std Only	.060"; Carton of 50; O/S O.D. 1.542"
QTY	PISTON	YEARS	PART NO.	DESCRIPTION
6	Cast Piston	72-63	302NP Std-30-40-60	VINTAGE; Cast; .9122" Pin Dia.; 2 Rings 5/64 Groove, 1 Ring 3/16 Groove, 1.580 CD, Flat Head - 8.5:1 C.R.
6	Cast Piston - Individual	72-63	W302NP Std-30-40-60	VINTAGE; Cast; .9122" Pin Dia.; 2 Rings 5/64 Groove, 1 Ring 3/16 Groove, 1.580 CD, Flat Head - 8.5:1 C.R.
QTY	RINGS	YEARS	PART NO.	DESCRIPTION
1	Premium Set	72-61	E-197K Std-20-40	VINTAGE; 2-5/64, 1-3/16; Premium Moly
1	Standard Set	72-61	E-197X Std-30-40-60	VINTAGE; 2-5/64, 1-3/16; Iron
QTY	ENGINE BEARINGS	YEARS	PART NO.	DESCRIPTION
1	Main Set	72-63	4222M Std-10	VINTAGE
1	Rod Set	72-63	6-2380CP Std-10-20-30-40	
6	Rod Pair	72-63	2380CP Std-10-20-30-40	
1	Cam Set	72-63	1439M Std Only	
QTY	OIL PUMP	YEARS	PART NO.	DESCRIPTION
1	Oil Pump	72-65	224-41146	

(continued on next page)

Ford Car (Incl. Edsel, Ford, Lincoln, Mercury)

7 170 2.8L (2786cc) OHV L6 (12 Valve), 3.5" Bore (Ford Eng.), 1 Bbl. "VIN U" 1972-1960 (cont.)					
BLOCK	QTY	OIL PUMP (cont.)	YEARS	PART NO.	DESCRIPTION
	1	Inter. Shaft	72-65	224-61120	
	1	Screen Assy.	72-65	224-11146	VINTAGE
	QTY	GASKETS	YEARS	PART NO.	DESCRIPTION
	1	Kit Gasket Set	72-60	260-1002	Premium valve stem seals incl.
	QTY	FREEZE PLUGS	YEARS	PART NO.	DESCRIPTION
1	Brass Block Plug Kit	72-61	381-8013		
1	Brass Deep Cup Freeze Plug	72-61	381-9031	1.750" Diameter	
1	Brass Shallow Cup Freeze Plug	72-61	381-7059	2.063" Diameter	
1	Steel Deep Cup Freeze Plug	72-61	381-3088	0.448" Diameter	
1	Steel Shallow Cup Freeze Plug	72-61	381-2059	2.063" Diameter	
8 171 2.8L (2792cc) OHV V6 (12 Valve), 93mm Bore (Ford Eng.), 2 Bbl. "VIN Z" 1979-1974					
VALVE TRAIN	QTY	TIMING	YEARS	PART NO.	DESCRIPTION
	1	Gear Set	79-74	221-2760SA	
	QTY	CAMSHAFT/LIFTER	YEARS	PART NO.	DESCRIPTION
	12	Lifter	79-74	AT-872 Std Only	Mech.; 1.830" Length
	12	Lifter, Bulk	79-74	AT-872B Std Only	Mech.; Carton of 122
	QTY	PUSH ROD	YEARS	PART NO.	DESCRIPTION
	12	Push Rod	79-74	RP-3233 Std Only	5.4290" O.A.L.
	QTY	VALVE	YEARS	PART NO.	DESCRIPTION
	6	Exhaust	79-74	V-1992 Std Only	Chrome plated stem; 1.2690" Head Dia., 0.3154" Stem Dia., 4.1620" O.A.L.
	QTY	VALVE GUIDE	YEARS	PART NO.	DESCRIPTION
	12	Guide	79-74	VG-5016 Std Only	0.3175" ID, 2.0000" O.A.L
	12	Guide	79-74	VG-5016T Std Only	Threaded; 0.3175" ID, 2.0000" O.A.L
	QTY	VALVE SEAL	YEARS	PART NO.	DESCRIPTION
	12	Valve Stem Seal	79-74	MV-1828C Std Only	Positive type; (PLY) Polyacrylate
	12	Valve Stem Seal Bulk	79-74	MV-1828 Std Only	Positive type; Carton of 50; (PLY) Polyacrylate
	QTY	VALVE SEAT	YEARS	PART NO.	DESCRIPTION
	6	Seat	79-74	245-1375-1 Std Only	Loc. Exh.; 1.3795" OD, 1.1250" ID, 0.2160" Depth
	6	Seat	79-74	245-1687-2 Std Only	Loc. Int.; 1.6925" OD, 1.4375" ID, 0.2160" Depth
6	Seat	79-74	245-1687-2N Std Only	Loc. Int.; Premium Material; 1.6925" OD, 1.4375" ID, 0.2160" Depth	
QTY	VALVE, MISC	YEARS	PART NO.	DESCRIPTION	
12	Keeper	79-74	VK-204 Std Only	Loc. Exh.; 3 groove; w/.3125 Stem Dia.	
12	Keeper	79-74	VK-144 Std Only	Loc. Int.; 1 groove; Square cut key groove	
12	Keeper	79-74	VK-144R Std Only	Loc. Int.; 1 groove; Square cut key groove; Hardened	
12	Spring Insert	79-74	259-102C Std Only	.015"; Carton of 100	
12	Spring Insert	79-74	259-102B Std Only	.030"; Carton of 100	
12	Spring Insert	79-74	259-102A Std Only	.060"; Carton of 100	
12	Spring Insert	79-74	259-502A Std Only	.060"; Carton of 50; O/S O.D. 1.542"	
BLOCK	QTY	PISTON	YEARS	PART NO.	DESCRIPTION
	6	Cast Piston	79-74	433NP Std-20-30-40-60	Cast; .9447" Pin Dia.; 1 Ring 2.00mm Groove, 1 Ring 2.50mm Groove, 1 Ring 4.00mm Groove, 1.511 CD, Flat Head - 8.0:1 C.R.
	6	Cast Piston - Individual	79-74	W433NP Std-20-30-40-60	Cast; .9447" Pin Dia.; 1 Ring 2.00mm Groove, 1 Ring 2.50mm Groove, 1 Ring 4.00mm Groove, 1.511 CD, Flat Head - 8.0:1 C.R.
	QTY	RINGS	YEARS	PART NO.	DESCRIPTION
	1	Premium Set	79-74	E-351KC Std-.50-.75-1.00-1.50MM	1-2.00MM, 1-2.50MM, 1-4.00MM; Premium Chrome
	1	Standard Set	79-74	E-351X Std-.50-.75-1.00-1.50MM	1-2.00MM, 1-2.50MM, 1-4.00MM; Iron
	QTY	ENGINE BEARINGS	YEARS	PART NO.	DESCRIPTION
	1	Main Set	74	7269MA 10 10-20	A-Series aluminum bearings; .020" O/S length flange brg.
	1	Main Set	74	6101MA Std-10-20-30	To 4/74; A-Series aluminum bearings; Flanged brg.
	1	Rod Set	79-74	6-3055CP Std-10-20-30-40	
6	Rod Pair	79-74	3055CP Std-10-20-30		
QTY	OIL PUMP	YEARS	PART NO.	DESCRIPTION	
1	Oil Pump	79-74	224-41163		
1	Oil Pump	79-74	224-41163V	High Volume, check pan for clearance	
1	Inter. Shaft	79-74	224-61163		
QTY	GASKETS	YEARS	PART NO.	DESCRIPTION	
1	Kit Gasket Set	79-75	260-1127	VINTAGE; Premium valve stem seals incl.	
1	Kit Gasket Set	74	260-1127	VINTAGE; Int. manifold gskt. not incl.; Premium valve stem seals incl.	

Ford Car (Incl. Edsel, Ford, Lincoln, Mercury)

200 3.3L (3278cc) L-HEAD L4 (8 Valve), 3.875" Bore (Ford Eng.), 2 Bbl. "Eng. Code A & B" 1934-1928 9

QTY	VALVE	YEARS	PART NO.	DESCRIPTION	
4	Intake	34-28	V-130 Std Only	VINTAGE; Loc. Exh.; 1.5370" Head Dia., 0.3110" Stem Dia., 5.7240" O.A.L.	
4	Intake	34-28	V-130 Std Only	VINTAGE; Loc. Int.; 1.5370" Head Dia., 0.3110" Stem Dia., 5.7240" O.A.L.	
QTY	VALVE SPRING	YEARS	PART NO.	DESCRIPTION	
8	Spring	34-28	VS-71 Std Only	VINTAGE; 3.0000" Free Height	
QTY	VALVE SEAT	YEARS	PART NO.	DESCRIPTION	
4	Seat	34-28	245-1625-1 Std Only	Loc. Exhaust; 1.6300" OD, 1.3750" ID, 0.2160" Depth	
4	Seat	34-28	245-1625-1N Std Only	Loc. Exhaust; Premium Material; 1.6300" OD, 1.3750" ID, 0.2160" Depth	
4	Seat	34-28	245-1625-1 Std Only	Loc. Intake; 1.6300" OD, 1.3750" ID, 0.2160" Depth	
4	Seat	34-28	245-1625-1N Std Only	Loc. Intake; Premium Material; 1.6300" OD, 1.3750" ID, 0.2160" Depth	
BLOCK	QTY	PISTON	YEARS	PART NO.	DESCRIPTION
	4	Cast Piston	34-28	145P Std-40-60-80-100	VINTAGE; Cast; 1.003" Pin Dia.; 2 Rings 1/8 Groove, 1 Ring 5/32 Groove, 1.906 CD, Flat Head 3 ring piston w/.003 oversized pin - 4.2:1 C.R.; Not factory duplicate
	4	Cast Piston - Individual	34-28	W145P Std-40-60-80-100	VINTAGE; Cast; 1.003" Pin Dia.; 2 Rings 1/8 Groove, 1 Ring 5/32 Groove, 1.906 CD, Flat Head 3 ring piston w/.003 oversized pin - 4.2:1 C.R.; Not factory duplicate
QTY	SLEEVE	YEARS	PART NO.	DESCRIPTION	
4	Repair Sleeve	34-28	SL-20Y Std Only	1/8" wall, must be cut to correct length	

200 3.3L (3278cc) OHV L6 (12 Valve), 3.68" Bore (Ford Eng.), 1 Bbl. "VIN T" 1979-1963 10

QTY	TIMING	YEARS	PART NO.	DESCRIPTION
1	3 Piece Set	79-63	KT3-351S	(1) 222-351; (1) 223-308; (1) 223-397
1	Timing Chain	79-63	222-351	50 Links
1	Crank Sprocket	79-63	223-397	19 Teeth
1	Cam Sprocket	79-63	223-308	38 Teeth
QTY	CAMSHAFT/LIFTER	YEARS	PART NO.	DESCRIPTION
1	Camshaft	79-73	CS-658	Hydraulic, (050) Duration at .050 Lobe Lift, 185 Exh., 184 Int., 107 Degrees Lobe Separation
1	Camshaft	72-63	CS-448	VINTAGE; Hyd.; Hydraulic, (050) Duration at .050 Lobe Lift, 178 Exh., 178 Int., 106 Degrees Lobe Separation
1	Prelube		55-403 Std Only	1.5 oz. packet
1	Prelube		55-400 Std Only	4 oz. bottle; 1.5 oz. packet No. 55-403 also avail.
12	Lifter	79-63	HT-2083 Std Only	Hyd.
12	Lifter, Bulk	79-63	HT-2083B Std Only	Hyd.; Carton of 122
QTY	CAM KIT	YEARS	PART NO.	DESCRIPTION
1	Cam/Lifter Kit	79-73	KC-658	Hyd.; (1) 55-403B; (1) CS-658; (12) HT-2083
1	Cam/Lifter/Timing Kit	79-73	KCT-658	Hyd.; (1) 55-403B; (1) CS-658; (12) HT-2083; (1) KT3-351S
QTY	PUSH ROD	YEARS	PART NO.	DESCRIPTION
12	Push Rod	79-63	RP-3176A Std Only	w/non-adj. rocker arms; +1/16" longer length; 8.4100" O.A.L.
12	Push Rod	79-63	RP-3176B Std Only	w/non-adj. rocker arms; -1/16" shorter length; 8.2900" O.A.L.
12	Push Rod	79-63	RP-3176 Std Only	w/non-adj. rocker arms; Std. length; 8.3500" O.A.L.
12	Push Rod	76-63	RP-3076 Std Only	VINTAGE; w/adj. rocker arms; Std. length; 8.2300" O.A.L.
12	Push Rod, Bulk	79-63	BRP-3176 Std Only	w/non-adj. rocker arms; Std. length; Carton of 100; 8.3500" O.A.L.
QTY	ROCKER PARTS	YEARS	PART NO.	DESCRIPTION
1	Rocker Shaft	79-63	RS-619 Std Only	
QTY	VALVE	YEARS	PART NO.	DESCRIPTION
6	Exhaust	79-65	V-1983 Std-15	Chrome plated stem; 1.3900" Head Dia., 0.3101" Stem Dia., 4.2600" O.A.L.
6	Exhaust	64-63	V-1439 Std Only	VINTAGE; 1.2660" Head Dia., 0.3100" Stem Dia., 4.2600" O.A.L.
6	Intake	79-77	V-2073 Std Only	Chrome plated stem; 1.7510" Head Dia., 0.3103" Stem Dia., 4.2600" O.A.L.
6	Intake	72-65	V-1717 Std Only	VINTAGE; w/o Chrome plated stem; 1.6555" Head Dia., 0.3102" Stem Dia., 4.2638" O.A.L.
QTY	VALVE GUIDE	YEARS	PART NO.	DESCRIPTION
6	Guide	79-63	VG-5009 Std Only	Loc. Exhaust; 0.3120" ID, 1.8800" O.A.L.
6	Guide	79-63	VG-5009 Std Only	Loc. Intake; 0.3120" ID, 1.8800" O.A.L.
QTY	VALVE SPRING	YEARS	PART NO.	DESCRIPTION
12	Spring	79-63	VS-624 Std Only	1.8280" Free Height
QTY	VALVE SEAL	YEARS	PART NO.	DESCRIPTION
12	Valve Stem Seal	79-63	ST-2005 Std Only	Positive type; Installation requires valve guide machining; (RBBTF) Rubber/PTFE

(continued on next page)

Ford Car (Incl. Edsel, Ford, Lincoln, Mercury)

10 200 3.3L (3278cc) OHV L6 (12 Valve), 3.68" Bore (Ford Eng.), 1 Bbl. "VIN T" 1979-1963
(cont.)

QTY	VALVE SEAL (cont.)	YEARS	PART NO.	DESCRIPTION	
12	Valve Stem Seal	79-63	MV-1796A Std Only	Umbrella type; Fits Std. to .015" O/S valve stem	
12	Valve Stem Seal Bulk	79-63	MV-1796 Std Only	Umbrella type; Fits Std. to .015" O/S valve stem; Carton of 100; (RBB) Rubber	
QTY	VALVE SEAT	YEARS	PART NO.	DESCRIPTION	
6	Seat	79-65	245-1437-2 Std Only	Loc. Exh.; 1.4425" OD, 1.2190" ID, 0.2160" Depth	
6	Seat	79-65	245-1437-2N Std Only	Loc. Exh.; Premium Material; 1.4425" OD, 1.2190" ID, 0.2160" Depth	
6	Seat	79-77	245-1812-4 Std Only	Loc. Int.; 1.8175" OD, 1.5625" ID, 0.2160" Depth	
6	Seat	79-77	245-1812-4N Std Only	Loc. Int.; Premium Material; 1.8175" OD, 1.5625" ID, 0.2160" Depth	
6	Seat	76-65	245-1750-2 Std Only	Loc. Int.; 1.7550" OD, 1.5000" ID, 0.2160" Depth	
6	Seat	76-65	245-1750-2N Std Only	Loc. Int.; Premium Material; 1.7550" OD, 1.5000" ID, 0.2160" Depth	
6	Seat	64-63	245-1625-1 Std Only	Loc. Int.; 1.6300" OD, 1.3750" ID, 0.2160" Depth	
6	Seat	64-63	245-1625-1N Std Only	Loc. Int.; Premium Material; 1.6300" OD, 1.3750" ID, 0.2160" Depth	
6	Seat	64-63	245-1375-4 Std Only	VINTAGE; Loc. Exh.; 1.3795" OD, 1.1250" ID, 0.1855" Depth	
QTY	VALVE, MISC	YEARS	PART NO.	DESCRIPTION	
24	Keeper	79-63	VK-144 Std Only	1 groove; Square cut key groove	
24	Keeper	79-63	VK-144R Std Only	1 groove; Square cut key groove; Hardened	
12	Spring Insert	79-63	259-102C Std Only	.015"; Carton of 100	
12	Spring Insert	79-63	259-102B Std Only	.030"; Carton of 100	
12	Spring Insert	79-63	259-102A Std Only	.060"; Carton of 100	
12	Spring Insert	79-63	259-502A Std Only	.060"; Carton of 50; O/S O.D. 1.542"	
QTY	PISTON	YEARS	PART NO.	DESCRIPTION	
6	Cast Piston	79-63	275NP Std-20-30-40-60-80	Cast; .9125" Pin Dia.; 2 Rings 5/64 Groove, 1 Ring 3/16 Groove, 1.500 CD, Recessed Head .105 deep x 2.320 dia. - 9.2:1 C.R.	
6	Cast Piston - Individual	79-63	W275NP Std-20-30-40-60-80	Cast; .9125" Pin Dia.; 2 Rings 5/64 Groove, 1 Ring 3/16 Groove, 1.500 CD, Recessed Head .105 deep x 2.320 dia. - 9.2:1 C.R.	
QTY	RINGS	YEARS	PART NO.	DESCRIPTION	
1	Premium Set	79-63	E-219K Std-20-30-40-60	2-5/64, 1-3/16; Premium Moly	
1	Standard Set	79-63	E-219X Std-20-30-40-60	2-5/64, 1-3/16; Iron	
QTY	ENGINE BEARINGS	YEARS	PART NO.	DESCRIPTION	
1	Main Set	79-75	5071M 10 10-20	7 partial groove brgs.	
1	Main Set	75	4290M Std-10-20-30-40-60	VINTAGE; To 4/75; 7 full groove brgs.	
1	Main Set	75-64	4222M Std-10	VINTAGE; w/4 brgs.	
1	Main Set	74-64	4290M Std-10-20-30-40-60	VINTAGE; 7 full groove brgs.	
1	Rod Set	79-63	6-2380CP Std-10-20-30-40		
6	Rod Pair	79-63	2380CP Std-10-20-30-40		
1	Cam Set	79-63	1439M Std Only		
QTY	OIL PUMP	YEARS	PART NO.	DESCRIPTION	
1	Oil Pump	79-65	224-41146		
1	Inter. Shaft	79-65	224-61120		
1	Screen Assy.	77-65	224-11146	VINTAGE	
QTY	GASKETS	YEARS	PART NO.	DESCRIPTION	
1	Kit Gasket Set	79-63	260-1002	Premium valve stem seals incl.	
QTY	FREEZE PLUGS	YEARS	PART NO.	DESCRIPTION	
1	Brass Block Plug Kit	79-63	381-8013		
1	Brass Deep Cup Freeze Plug	79-63	381-9031	1.750" Diameter	
1	Brass Shallow Cup Freeze Plug	79-63	381-7059	2.063" Diameter	
1	Steel Deep Cup Freeze Plug	79-63	381-3088	0.448" Diameter	
1	Steel Shallow Cup Freeze Plug	79-63	381-2059	2.063" Diameter	
RE-RING KIT				<i>PREMIUM</i>	<i>ECONOMY</i>
YEARS	DESCRIPTION			<i>KIT NO.</i>	<i>KIT NO.</i>
79-63	Premium valve stem seals incl.	Re-ring		205-608A	205-108A
79-76	Premium valve stem seals incl.; Incl. 7 partial groove brgs.	Re-ring w/Mains		205-608AM	205-108AM
75	From 5/75; Premium valve stem seals incl.; Incl. 7 partial groove brgs.	Re-ring w/Mains		205-608AM	205-108AM
OVERHAUL KIT				<i>PREMIUM</i>	<i>ECONOMY</i>
YEARS	DESCRIPTION			<i>KIT NO.</i>	<i>KIT NO.</i>
79-73	Premium valve stem seals incl.	Master w/o Rods & Mains		505-608D	505-108D
79-76	Premium valve stem seals incl.; Incl. 7 partial groove brgs.	Master		MKP-608D	MKP-108D

(continued on next page)

Ford Car (Incl. Edsel, Ford, Lincoln, Mercury)

200 3.3L (3278cc) OHV L6 (12 Valve), 3.68" Bore (Ford Eng.), 1 Bbl. "VIN T" 1979-1963 10
(cont.)

KITS	OVERHAUL KIT (cont.)		PREMIUM KIT NO.	ECONOMY KIT NO.	KITS
	YEARS	DESCRIPTION			
	75	From 5/75; Premium valve stem seals incl.; Incl. 7 partial Master groove brgs.	MKP-608D	MKP-108D	
	79-76	Premium valve stem seals incl.; Incl. 7 partial groove Master w/o Pistons brgs.	MK-608D	MK-108D	
	75	From 5/75; Premium valve stem seals incl.; Incl. 7 partial Master w/o Pistons groove brgs.	MK-608D	MK-108D	

215 3.5L (3524cc) OHV L6 (12 Valve), 3.5625" Bore (Ford Eng.), 1 Bbl. "VIN A" 1953-1952 11

VALVE TRAIN	QTY	TIMING	YEARS	PART NO.	DESCRIPTION	VALVE TRAIN
		1	Timing Chain	53-52	222-354	
	1	Crank Sprocket	53-52	223-250	VINTAGE; Use w/silent type chain; 21 Teeth	
	1	Cam Sprocket	53-52	223-249	VINTAGE; Use w/silent type chain; 42 Teeth	
VALVE TRAIN	QTY	CAMSHAFT/LIFTER	YEARS	PART NO.	DESCRIPTION	VALVE TRAIN
		12	Lifter	53-52	AT-892 Std Only	
VALVE TRAIN	QTY	PUSH ROD	YEARS	PART NO.	DESCRIPTION	VALVE TRAIN
		12	Push Rod	53-52	RP-3021 Std Only	
VALVE TRAIN	QTY	VALVE	YEARS	PART NO.	DESCRIPTION	VALVE TRAIN
		6	Exhaust	53-52	V-1127 Std Only	
VALVE TRAIN	QTY	VALVE GUIDE	YEARS	PART NO.	DESCRIPTION	VALVE TRAIN
		12	Guide	53-52	VG-5034 Std Only	
VALVE TRAIN	QTY	VALVE SPRING	YEARS	PART NO.	DESCRIPTION	VALVE TRAIN
		6	Spring	53-52	VS-1575 Std Only	
VALVE TRAIN	QTY	VALVE SEAL	YEARS	PART NO.	DESCRIPTION	VALVE TRAIN
		12	Valve Stem Seal	53-52	MV-1233C Std Only	
	12	Valve Stem Seal	53-52	ST-2001 Std Only	Positive type; Installation requires valve guide machining; (RBBTF) Rubber/PTFE	
	12	Valve Stem Seal Bulk	53-52	MV-1233 Std Only	O-Ring; Carton of 100; (RBB) Rubber	
	12	Valve Stem Seal Bulk	53-52	ST-2001BC Std Only	Positive type; Installation requires valve guide machining; Carton of 100; (RBBTF) Rubber/PTFE	
VALVE TRAIN	QTY	VALVE, MISC	YEARS	PART NO.	DESCRIPTION	VALVE TRAIN
		24	Keeper	53-52	VK-115A Std Only	
	24	Keeper	53-52	VK-115 Std Only	1 groove; Square cut key groove; Carton pack 32	
	24	Keeper	53-52	VK-115R Std Only	1 groove; Square cut key groove; Hardened	
	24	Keeper, Bulk	53-52	VK-115B Std Only	1 groove; Square cut key groove; Carton of 1000	
BLOCK	QTY	RINGS	YEARS	PART NO.	DESCRIPTION	BLOCK
		1	Premium Set	53-52	E-237KC Std-20-30-40-60	
	1	Standard Set	53-52	E-237X Std-20-30-40-60-80	VINTAGE; 2-3/32, 1-3/16; Iron	
BLOCK	QTY	ENGINE BEARINGS	YEARS	PART NO.	DESCRIPTION	BLOCK
		1	Main Set	53-52	4056M Std-10-20-30	
	6	Rod Pair	53-52	1830CP Std-1-2-10-20-30-40-50	VINTAGE; 1 oil hole	
	1	Cam Set	53-52	1133M Std Only	VINTAGE; w/o cross-drilled cam journals	

221 3.6L (3622cc) L-HEAD V8 (16 Valve) (Ford), 3.0625" Bore (Ford Eng.), 2 Bbl. 1942-1939 12

BLOCK	QTY	PISTON	YEARS	PART NO.	DESCRIPTION	BLOCK
		8	Pin Bushing	42-39	9024XBS	
	8	Pin Bushing	42-39	9024V	VINTAGE; Split type bushing; .801" max. housing bore	
	8	Pin Bushing	42-39	9024VA	VINTAGE; Split type bushing; .8125" max. housing bore	
BLOCK	QTY	ENGINE BEARINGS	YEARS	PART NO.	DESCRIPTION	BLOCK
		1	Main Set	42-39	533M Std-10-20-30	
	8	Rod Pair	42-39	9800CA 10 10-20-30	VINTAGE	
	1	Cam Set	42-39	1005M Std Only	VINTAGE	

221 3.6L (3622cc) OHV V8 (16 Valve), 3.5" Bore (Ford Eng.), 2 Bbl. "VIN L" 1963-1962 13

BLOCK	QTY	TIMING	YEARS	PART NO.	DESCRIPTION	BLOCK
		1	3 Piece Set	63-62	KT3-356S	
BLOCK	QTY	CAMSHAFT/LIFTER	YEARS	PART NO.	DESCRIPTION	BLOCK
		16	Lifter	63-62	HT-900 Std Only	
	16	Lifter, Bulk	63-62	HT-900B Std Only	Hyd.; Carton of 122	
BLOCK	QTY	PUSH ROD	YEARS	PART NO.	DESCRIPTION	BLOCK
		16	Push Rod	63-62	RP-3222R Std Only	
	16	Push Rod	63-62	RP-3165 Std Only	VINTAGE; 6.8010" O.A.L.	

(continued on next page)

Ford Car (Incl. Edsel, Ford, Lincoln, Mercury)

13 221 3.6L (3622cc) OHV V8 (16 Valve), 3.5" Bore (Ford Eng.), 2 Bbl. "VIN L" 1963-1962
(cont.)

QTY	PUSH ROD (cont.)	YEARS	PART NO.	DESCRIPTION
16	Push Rod, Bulk	63-62	BRP-3165 Std Only	VINTAGE; Carton of 100; 6.8010" O.A.L.
QTY	ROCKER PARTS	YEARS	PART NO.	DESCRIPTION
16	Arm Assy.	63-62	R-836 Std Only	VINTAGE; Incl. arm, ball & nut; Flat style rockers
16	Arm Assy., Bulk	63-62	R-836B Std Only	VINTAGE; Incl. arm, ball & nut; Flat style rockers; Carton of 64
16	Arm	63-62	R-836A Std Only	VINTAGE; Flat style rockers
16	Rocker Arm Ball	63-62	MR-1809 Std Only	
16	Rocker Arm Ball	63-62	MR-1809B Std Only	Carton of 500
16	Nut	63-62	MR-1751 Std Only	Self-locking, 3/8" x 24 threads
QTY	VALVE	YEARS	PART NO.	DESCRIPTION
8	Exhaust	63-62	V-1613 Std Only	VINTAGE; 1.3880" Head Dia., 0.3095" Stem Dia., 4.8630" O.A.L.
QTY	VALVE SPRING	YEARS	PART NO.	DESCRIPTION
16	Spring	63-62	VS-1575 Std Only	VINTAGE; 2.1250" Free Height
QTY	VALVE SEAL	YEARS	PART NO.	DESCRIPTION
16	Valve Stem Seal	63-62	ST-2005 Std Only	Positive type; Installation requires valve guide machining; (RBBTF) Rubber/PTFE
16	Valve Stem Seal	63-62	MV-1796C Std Only	Umbrella type; Fits Std. to .015" O/S valve stem; (RBB) Rubber
16	Valve Stem Seal Bulk	63-62	MV-1796 Std Only	Umbrella type; Fits Std. to .015" O/S valve stem; Carton of 100; (RBB) Rubber
QTY	VALVE SEAT	YEARS	PART NO.	DESCRIPTION
8	Seat	63-62	245-1500-1 Std Only	Loc. Exh.; 1.5045" OD, 1.2500" ID, 0.2160" Depth
8	Seat	63-62	245-1500-1N Std Only	Loc. Exh.; Premium Material; 1.5045" OD, 1.2500" ID, 0.2160" Depth
8	Seat	63-62	245-1625-1 Std Only	Loc. Int.; 1.6300" OD, 1.3750" ID, 0.2160" Depth
8	Seat	63-62	245-1625-1N Std Only	Loc. Int.; Premium Material; 1.6300" OD, 1.3750" ID, 0.2160" Depth
QTY	VALVE, MISC	YEARS	PART NO.	DESCRIPTION
32	Keeper	63-62	VK-144 Std Only	1 groove; Square cut key groove
32	Keeper	63-62	VK-144R Std Only	1 groove; Square cut key groove; Hardened
16	Spring Insert	63-62	259-102C Std Only	.015"; Carton of 100
16	Spring Insert	63-62	259-102B Std Only	.030"; Carton of 100
16	Spring Insert	63-62	259-102A Std Only	.060"; Carton of 100
16	Spring Insert	63-62	259-502A Std Only	.060"; Carton of 50; O/S O.D. 1.542"
QTY	RINGS	YEARS	PART NO.	DESCRIPTION
1	Premium Set	63-62	E-236K Std-30	2-5/64, 1-3/16; Premium Moly
1	Standard Set	63-62	E-236X Std-30-40	2-5/64, 1-3/16; Iron
QTY	SLEEVE	YEARS	PART NO.	DESCRIPTION
8	Repair Sleeve	63-62	SL-15M Std Only	VINTAGE; 3/32" wall, Must be cut to correct length
QTY	ENGINE BEARINGS	YEARS	PART NO.	DESCRIPTION
1	Main Set	63-62	7151M 10 10-20-30	.020" O/S length flange brg.
1	Main Set	63-62	4125MA Std-1-10-20-30-40-60	A-Series aluminum bearings ; Incl. contoured design thrust brg.
1	Main Set	63-62	4125M Std-1-10-20-30-40	Incl. contoured design thrust brg.
1	Rod Set	63-62	8-2600CP Std-1-10-20-30-40	8-2600CA 60 avail. as unplated & resizeable
1	Rod Set	63-62	8-2600A Std-1-10-20-30-40-60	A-Series aluminum bearings
1	Rod Set	63-62	8-2600CA 60 60	Unplated & resizeable
8	Rod Pair	63-62	2600CP Std-1-10-20-30	
8	Rod Pair	63-62	2600A Std-10-20-30	A-Series aluminum bearings
1	Cam Set	63-62	1204M Std-10	Babbitt material; Full round design
QTY	OIL PUMP	YEARS	PART NO.	DESCRIPTION
1	Oil Pump	63-62	224-41118	
1	Oil Pump	63-62	224-43370	High Pressure
1	Oil Pump	63-62	224-41128	High Volume, check pan for clearance; Incl. inter. shaft
1	Inter. Shaft	63-62	224-61118	
1	Screen Assy.	63-62	224-11118	VINTAGE
QTY	FREEZE PLUGS	YEARS	PART NO.	DESCRIPTION
1	Brass Block Plug Kit	63-62	381-8015	
1	Steel Block Plug Kit	63-62	381-4010	
1	Brass Deep Cup Freeze Plug	63-62	381-9002	1.500" Diameter, 0.375" Height
1	Steel Deep Cup Freeze Plug	63-62	381-3095	0.500" Diameter
1	Steel Deep Cup Freeze Plug	63-62	381-3038	0.750" Diameter
1	Steel Deep Cup Freeze Plug	63-62	381-3133	1.500" Diameter, 0.375" Height
1	Steel Deep Cup Freeze Plug	63-62	381-3195	2.156" Diameter

VALVE TRAIN

VALVE TRAIN

BLOCK

BLOCK

Ford Car (Incl. Edsel, Ford, Lincoln, Mercury)

223 3.6L (3655cc) OHV L6 (12 Valve), 3.625" Bore (Ford Eng.), 1 Bbl. "VIN A" 1961-1954 14

QTY	TIMING	YEARS	PART NO.	DESCRIPTION
1	Timing Chain	61-54	222-354	VINTAGE; w/chain driven cam; Silent type; 1" wide chain; 56 Links
1	Crank Sprocket	61-54	223-250	VINTAGE; w/chain driven cam; Use w/silent type chain; 21 Teeth
1	Cam Sprocket	61-54	223-249	VINTAGE; w/chain driven cam; Use w/silent type chain; 42 Teeth
QTY	CAMSHAFT/LIFTER	YEARS	PART NO.	DESCRIPTION
12	Lifter	61-54	AT-892 Std Only	VINTAGE; Mech.; 2.380" Length
QTY	PUSH ROD	YEARS	PART NO.	DESCRIPTION
12	Push Rod	61-54	RP-3021 Std Only	VINTAGE; 9.8200" O.A.L.
QTY	VALVE	YEARS	PART NO.	DESCRIPTION
6	Exhaust	61-54	V-1127 Std Only	VINTAGE; Rototype; Free valve; 1.5100" Head Dia., 0.3418" Stem Dia., 5.0900" O.A.L.
6	Intake	61-54	V-1115 Std Only	VINTAGE; 1.7800" Head Dia., 0.3421" Stem Dia., 5.1100" O.A.L.
QTY	VALVE GUIDE	YEARS	PART NO.	DESCRIPTION
12	Guide	61-54	VG-5034 Std Only	Cut to fit; 0.3430" ID, 2.5000" O.A.L.
QTY	VALVE SPRING	YEARS	PART NO.	DESCRIPTION
12	Spring	61-60	VS-1575 Std Only	VINTAGE; w/o Zero lash rocker arms; 2.1250" Free Height
12	Spring	59-54	VS-1575 Std Only	VINTAGE; 2.1250" Free Height
QTY	VALVE SEAL	YEARS	PART NO.	DESCRIPTION
12	Valve Stem Seal	61-54	MV-1599C Std Only	Umbrella type; (RBB) Rubber
12	Valve Stem Seal	61-54	ST-2001 Std Only	Use w/O.E. guide; Positive type; Installation requires valve guide machining; (RBBTF) Rubber/PTFE
12	Valve Stem Seal	61-54	MV-1903 Std Only	Use w/repair guide; Positive type; (RBB) Rubber
12	Valve Stem Seal Bulk	61-54	MV-1599 Std Only	Umbrella type; Carton of 100; (RBB) Rubber
12	Valve Stem Seal Bulk	61-54	ST-2001BC Std Only	Use w/O.E. guide; Positive type; Installation requires valve guide machining; Carton of 100; (RBBTF) Rubber/PTFE
QTY	VALVE SEAT	YEARS	PART NO.	DESCRIPTION
6	Seat	61-54	245-1625-1 Std Only	Loc. Exh.; 1.6300" OD, 1.3750" ID, 0.2160" Depth
6	Seat	61-54	245-1625-1N Std Only	Loc. Exh.; Premium Material; 1.6300" OD, 1.3750" ID, 0.2160" Depth
QTY	VALVE, MISC	YEARS	PART NO.	DESCRIPTION
24	Keeper	61-54	VK-115A Std Only	1 groove; Square cut key groove; Carton pack 24
24	Keeper	61-54	VK-115 Std Only	1 groove; Square cut key groove; Carton pack 32
24	Keeper	61-54	VK-115R Std Only	1 groove; Square cut key groove; Hardened
24	Keeper, Bulk	61-54	VK-115B Std Only	1 groove; Square cut key groove; Carton of 1000
12	Spring Insert	61-54	259-102C Std Only	.015"; Carton of 100
12	Spring Insert	61-54	259-102B Std Only	.030"; Carton of 100
12	Spring Insert	61-54	259-102A Std Only	.060"; Carton of 100
12	Spring Insert	61-54	259-502A Std Only	.060"; Carton of 50; O/S O.D. 1.542"
QTY	PISTON	YEARS	PART NO.	DESCRIPTION
6	Cast Piston	61-54	1011P Std-30-40-60-80	VINTAGE; Cast; .9122" Pin Dia.; 2 Rings 3/32 Groove, 1 Ring 3/16 Groove, 1.858 CD, Flat Head - 8.3:1 C.R.
6	Cast Piston - Individual	61-54	W1011P Std-30-40-60-80	VINTAGE; Cast; .9122" Pin Dia.; 2 Rings 3/32 Groove, 1 Ring 3/16 Groove, 1.858 CD, Flat Head - 8.3:1 C.R.
QTY	RINGS	YEARS	PART NO.	DESCRIPTION
1	Standard Set	61-54	E-156X Std-30-40	VINTAGE; 2-3/32, 1-3/16; Iron
QTY	OIL PUMP	YEARS	PART NO.	DESCRIPTION
1	Oil Pump	61-60	224-41105	VINTAGE; To 11/30/60; 1/4" drive & roll pin shaft retainer
1	Oil Pump	59-55	224-41105	VINTAGE; 1/4" drive & roll pin shaft retainer
1	Inter. Shaft	61-55	224-61104	VINTAGE; For gear type oil pump

223 3.6L (3655cc) OHV L6 (12 Valve), 3.625" Bore (Ford Eng.), 1 Bbl. "VIN V" 1964-1960 15

QTY	TIMING	YEARS	PART NO.	DESCRIPTION
1	Timing Chain	64-60	222-354	VINTAGE; w/chain driven cam; Silent type; 1" wide chain; 56 Links
1	Crank Sprocket	64-60	223-250	VINTAGE; w/chain driven cam; Use w/silent type chain; 21 Teeth
1	Cam Sprocket	64-60	223-249	VINTAGE; w/chain driven cam; Use w/silent type chain; 42 Teeth
QTY	CAMSHAFT/LIFTER	YEARS	PART NO.	DESCRIPTION
12	Lifter	64-60	AT-892 Std Only	VINTAGE; Mech.; 2.380" Length
QTY	PUSH ROD	YEARS	PART NO.	DESCRIPTION
12	Push Rod	64-60	RP-3021 Std Only	VINTAGE; 9.8200" O.A.L.
QTY	VALVE	YEARS	PART NO.	DESCRIPTION
6	Exhaust	64-60	V-1127 Std Only	VINTAGE; Rototype; Free valve; 1.5100" Head Dia., 0.3418" Stem Dia., 5.0900" O.A.L.

(continued on next page)

Ford Car (Incl. Edsel, Ford, Lincoln, Mercury)

15 223 3.6L (3655cc) OHV L6 (12 Valve), 3.625" Bore (Ford Eng.), 1 Bbl. "VIN V" 1964-1960
(cont.)

QTY	VALVE (cont.)	YEARS	PART NO.	DESCRIPTION
6	Intake	64-60	V-1115 Std Only	VINTAGE; 1.7800" Head Dia., 0.3421" Stem Dia., 5.1100" O.A.L.
12	VALVE GUIDE Guide	64-60	VG-5034 Std Only	DESCRIPTION Cut to fit; 0.3430" ID, 2.5000" O.A.L
12	VALVE SPRING Spring	64-60	VS-1575 Std Only	DESCRIPTION VINTAGE; w/o Zero lash rocker arms; 2.1250" Free Height
12	VALVE SEAL Valve Stem Seal	64-60	MV-1599C Std Only	DESCRIPTION Umbrella type; (RBB) Rubber
12	Valve Stem Seal	64-60	ST-2001 Std Only	Use w/O.E. guide; Positive type; Installation requires valve guide machining; (RBBTF) Rubber/PTFE
12	Valve Stem Seal	64-60	MV-1903 Std Only	Use w/repair guide; Positive type; (RBB) Rubber
12	Valve Stem Seal Bulk	64-60	MV-1599 Std Only	Umbrella type; Carton of 100; (RBB) Rubber
12	Valve Stem Seal Bulk	64-60	ST-2001BC Std Only	Use w/O.E. guide; Positive type; Installation requires valve guide machining; Carton of 100; (RBBTF) Rubber/PTFE
6	VALVE SEAT Seat	64-60	245-1625-1 Std Only	DESCRIPTION Loc. Exh.; 1.6300" OD, 1.3750" ID, 0.2160" Depth
6	Seat	64-60	245-1625-1N Std Only	Loc. Exh.; Premium Material; 1.6300" OD, 1.3750" ID, 0.2160" Depth
24	VALVE, MISC Keeper	64-60	VK-115A Std Only	DESCRIPTION 1 groove; Square cut key groove; Carton pack 24
24	Keeper	64-60	VK-115 Std Only	1 groove; Square cut key groove; Carton pack 32
24	Keeper	64-60	VK-115R Std Only	1 groove; Square cut key groove; Hardened
24	Keeper, Bulk	64-60	VK-115B Std Only	1 groove; Square cut key groove; Carton of 1000
12	Spring Insert	64-60	259-102C Std Only	.015"; Carton of 100
12	Spring Insert	64-60	259-102B Std Only	.030"; Carton of 100
12	Spring Insert	64-60	259-102A Std Only	.060"; Carton of 100
12	Spring Insert	64-60	259-502A Std Only	.060"; Carton of 50; O/S O.D. 1.542"
6	PISTON Cast Piston	64-60	1011P Std-30-40-60-80	DESCRIPTION VINTAGE; Cast; .9122" Pin Dia.; 2 Rings 3/32 Groove, 1 Ring 3/16 Groove, 1.858 CD, Flat Head - 8.3:1 C.R.
6	Cast Piston - Individual	64-60	W1011P Std-30-40-60-80	VINTAGE; Cast; .9122" Pin Dia.; 2 Rings 3/32 Groove, 1 Ring 3/16 Groove, 1.858 CD, Flat Head - 8.3:1 C.R.
6	Pin Bushing	64-63	2469V	VINTAGE; 1.276" length
1	RINGS Standard Set	64-60	E-156X Std-30-40	DESCRIPTION VINTAGE; 2-3/32, 1-3/16; Iron
1	ENGINE BEARINGS Main Set	64-63	4056M Std-10-20-30	DESCRIPTION VINTAGE
6	Rod Pair	64-63	2465CPB 10 10-20	VINTAGE; 3 oil holes
1	Cam Set	64-63	1133M Std Only	VINTAGE; w/o cross-drilled cam journals
1	OIL PUMP Oil Pump	61-60	224-41105	DESCRIPTION VINTAGE; To 11/30/60; 1/4" drive & roll pin shaft retainer
1	Inter. Shaft	62	224-61104	VINTAGE; To 7/17/62; For gear type oil pump
1	Inter. Shaft	61-60	224-61104	VINTAGE; For gear type oil pump

16 226 3.7L (3704cc) L-HEAD L6 (12 Valve), 3.2969" Bore (Ford Eng.), 1 Bbl. "VIN H" 1951-1949

12	VALVE GUIDE Guide	51-49	VG-406 Std Only	DESCRIPTION VINTAGE; 0.3435" ID, 2.9210" O.A.L
24	VALVE, MISC Keeper	51-49	VK-115A Std Only	DESCRIPTION 1 groove; Square cut key groove; Carton pack 24
24	Keeper	51-49	VK-115 Std Only	1 groove; Square cut key groove; Carton pack 32
24	Keeper	51-49	VK-115R Std Only	1 groove; Square cut key groove; Hardened
24	Keeper, Bulk	51-49	VK-115B Std Only	1 groove; Square cut key groove; Carton of 1000

17 226 3.7L (3704cc) L-HEAD L6 (12 Valve), 3.2969" Bore (Ford Eng.), 1 Bbl. 1948-1941

12	CAMSHAFT/LIFTER Lifter	46	AT-770 Std Only	DESCRIPTION VINTAGE; Mech.; Use MT-7034 to adjust lash
12	Lifter	42-41	AT-770 Std Only	VINTAGE; Mech.; Use MT-7034 to adjust lash
12	VALVE GUIDE Guide	48-47	VG-406 Std Only	DESCRIPTION VINTAGE; 0.3435" ID, 2.9210" O.A.L
6	VALVE SPRING Spring	46	VS-393 Std Only	DESCRIPTION VINTAGE; Loc. Exh.; 2.4800" Free Height
6	Spring	42-41	VS-393 Std Only	VINTAGE; Loc. Exh.; 2.4800" Free Height
24	VALVE, MISC Keeper	48-47	VK-115A Std Only	DESCRIPTION 1 groove; Square cut key groove; Carton pack 24
24	Keeper	48-47	VK-115 Std Only	1 groove; Square cut key groove; Carton pack 32
24	Keeper	48-47	VK-115R Std Only	1 groove; Square cut key groove; Hardened

(continued on next page)

Ford Car (Incl. Edsel, Ford, Lincoln, Mercury)

226 3.7L (3704cc) L-HEAD L6 (12 Valve), 3.2969" Bore (Ford Eng.), 1 Bbl. 1948-1941 17
(cont.)

QTY	VALVE, MISC (cont.)	YEARS	PART NO.	DESCRIPTION
24	Keeper	46	VK-88 Std Only	VINTAGE; Valve guide retainer
24	Keeper	42-41	VK-88 Std Only	VINTAGE; Valve guide retainer
24	Keeper, Bulk	48-47	VK-115B Std Only	1 groove; Square cut key groove; Carton of 1000

239 3.9L (3917cc) OHV V8 (16 Valve) (Ford), 3.5" Bore (Ford Eng.), 2 Bbl. "VIN U" 1954 18

QTY	TIMING	YEARS	PART NO.	DESCRIPTION
1	Timing Chain	54	222-354	VINTAGE; Silent type; 1" wide chain; 56 Links
1	Crank Sprocket	54	223-250	VINTAGE; Use w/silent type chain; 21 Teeth
1	Cam Sprocket	54	223-249	VINTAGE; Use w/silent type chain; 42 Teeth
QTY	CAMSHAFT/LIFTER	YEARS	PART NO.	DESCRIPTION
16	Lifter	54	AT-892 Std Only	VINTAGE; Mech.; 2.380" Length
QTY	PUSH ROD	YEARS	PART NO.	DESCRIPTION
16	Push Rod	54	RP-3017 Std Only	VINTAGE; 8.2580" O.A.L.
QTY	VALVE	YEARS	PART NO.	DESCRIPTION
8	Exhaust	54	V-1127 Std Only	VINTAGE; Rototype; Free valve; 1.5100" Head Dia., 0.3418" Stem Dia., 5.0900" O.A.L.
8	Intake	54	V-1128 Std Only	VINTAGE; 1.6470" Head Dia., 0.3420" Stem Dia., 5.0900" O.A.L.
QTY	VALVE SPRING	YEARS	PART NO.	DESCRIPTION
16	Spring	54	VS-1575 Std Only	VINTAGE; 2.1250" Free Height
QTY	VALVE SEAL	YEARS	PART NO.	DESCRIPTION
16	Valve Stem Seal	54	MV-1599C Std Only	Umbrella type; (RBB) Rubber
16	Valve Stem Seal	54	ST-2001 Std Only	Use w/O.E. guide; Positive type; Installation requires valve guide machining; (RBBTF) Rubber/PTFE
16	Valve Stem Seal	54	MV-1903 Std Only	Use w/repair guide; Positive type; (RBB) Rubber
16	Valve Stem Seal Bulk	54	MV-1599 Std Only	Umbrella type; Carton of 100; (RBB) Rubber
16	Valve Stem Seal Bulk	54	ST-2001BC Std Only	Use w/O.E. guide; Positive type; Installation requires valve guide machining; Carton of 100; (RBBTF) Rubber/PTFE
QTY	VALVE, MISC	YEARS	PART NO.	DESCRIPTION
32	Keeper	54	VK-115A Std Only	1 groove; Square cut key groove; Carton pack 24
32	Keeper	54	VK-115 Std Only	1 groove; Square cut key groove; Carton pack 32
32	Keeper	54	VK-115R Std Only	1 groove; Square cut key groove; Hardened
32	Keeper, Bulk	54	VK-115B Std Only	1 groove; Square cut key groove; Carton of 1000
QTY	PISTON	YEARS	PART NO.	DESCRIPTION
8	Pin Bushing	54	1834V	VINTAGE; 1.306" length
QTY	SLEEVE	YEARS	PART NO.	DESCRIPTION
8	Repair Sleeve	54	SL-15M Std Only	VINTAGE; 3/32" wall, Must be cut to correct length
QTY	ENGINE BEARINGS	YEARS	PART NO.	DESCRIPTION
1	Main Set	54	884M Std-10-20-30-40-50	VINTAGE
1	Rod Set	54	8-2000CPA Std-10-20-30-40	VINTAGE
8	Rod Pair	54	2000CPA Std-1-10-20-30-40	VINTAGE
1	Cam Set	54	1223M Std Only	VINTAGE; w/Cross-drilled No. 3 cam journal
1	Cam Set	54	1160M Std Only	VINTAGE; w/Grooved No. 3 cam journal

239.4 3.9L (3924cc) L-HEAD V8 (16 Valve) (Ford/Mercury), 3.1875" Bore (Ford Eng.), 2 Bbl. "VIN B" 1953-1949 19

QTY	TIMING	YEARS	PART NO.	DESCRIPTION
1	Gear Set	53-49	221-272S	VINTAGE; 221-2702 not sold separately; (1) 221-2701; (1) 221-2702
QTY	CAMSHAFT/LIFTER	YEARS	PART NO.	DESCRIPTION
16	Lifter	53-49	AT-770 Std Only	VINTAGE; Mech.; Use MT-7034 to adjust lash
QTY	VALVE	YEARS	PART NO.	DESCRIPTION
8	Intake	53-52	V-1041 Std Only	VINTAGE; Loc. Exh.; 1.5100" Head Dia., 0.3410" Stem Dia., 4.8170" O.A.L.
8	Intake	53-52	V-1041 Std Only	VINTAGE; Loc. Int.; 1.5100" Head Dia., 0.3410" Stem Dia., 4.8170" O.A.L.
8	Intake	51-49	V-967 Std Only	VINTAGE; Loc. Exh.; 1.5100" Head Dia., 0.3410" Stem Dia., 4.8190" O.A.L.
8	Intake	51-49	V-967 Std Only	VINTAGE; Loc. Int.; 1.5100" Head Dia., 0.3410" Stem Dia., 4.8190" O.A.L.
QTY	VALVE GUIDE	YEARS	PART NO.	DESCRIPTION
16	Guide	53-49	VG-428 Std Only	VINTAGE; Use w/MV-1231 seal; 0.3435" ID, 2.2000" O.A.L.
QTY	VALVE SPRING	YEARS	PART NO.	DESCRIPTION
16	Spring	53-52	VS-392 Std Only	VINTAGE; 2.2000" Free Height
16	Spring	51-49	VS-393 Std Only	VINTAGE; 2.4800" Free Height

(continued on next page)

Ford Car (Incl. Edsel, Ford, Lincoln, Mercury)

19 239.4 3.9L (3924cc) L-HEAD V8 (16 Valve) (Ford/Mercury), 3.1875" Bore (Ford Eng.), 2 Bbl. "VIN B"
(cont.) 1953-1949

QTY	VALVE SEAL	YEARS	PART NO.	DESCRIPTION
16	Valve Stem Seal	53-49	MV-1231 Std Only	VINTAGE; O-Ring; Carton of 50; (RBB) Rubber
8	Seat	53-49	245-1625-1 Std Only	Loc. Int.; 1.6300" OD, 1.3750" ID, 0.2160" Depth
8	Seat	53-49	245-1625-1N Std Only	Loc. Int.; Premium Material; 1.6300" OD, 1.3750" ID, 0.2160" Depth
8	Seat	53-49	245-1640-1 Std Only	VINTAGE; Loc. Exh.; 1.6395" OD, 1.3750" ID, 0.2480" Depth
32	Keeper	53-49	VK-115A Std Only	1 groove; Square cut key groove; Carton pack 24
32	Keeper	53-49	VK-115 Std Only	1 groove; Square cut key groove; Carton pack 32
32	Keeper	53-49	VK-115R Std Only	1 groove; Square cut key groove; Hardened
32	Keeper	53-49	VK-88 Std Only	VINTAGE; Valve guide retainer
32	Keeper, Bulk	53-49	VK-115B Std Only	1 groove; Square cut key groove; Carton of 1000
8	Cast Piston	53-49	1003P + Std-60	Cast; .75" Pin Dia.; 2 Rings 3/32 Groove, 2 Rings 3/16 Groove, 1.519 plus .210 crown CD, Crowned Head w/ring below pin - 7.0:1 C.R.; Not factory duplicate; Repl. O.E. No. 8BA-6108A; Superseded - When depleted use 1003NP
8	Cast Piston	53-49	1003NP Std-30-40-60-80	VINTAGE; Cast
8	Cast Piston - Individual	53-49	W1003NP Std-30-40-60	
8	Cast Piston - Individual	53-49	W1003P 20 20-80	VINTAGE; Cast; .75" Pin Dia.; 2 Rings 3/32 Groove, 2 Rings 3/16 Groove, 1.519 plus .210 crown CD, Crowned Head w/ring below pin - 7.0:1 C.R.; Not factory duplicate; Repl. O.E. No. 8BA-6108A
8	Pin Bushing	53-49	9024XBS	VINTAGE; .820" max. housing bore
8	Pin Bushing	53-49	9024VA	VINTAGE; Split type bushing; .8125" max. housing bore
1	Premium Set	49	E-247KC 30 30-40-60	VINTAGE; 2-3/32, 2-3/16; Premium Chrome
1	Standard Set	53-49	E-247X Std-30-40	VINTAGE; 2-3/32, 2-3/16; Iron
8	Dry Sleeve	53-49	SL-140M Std Only	VINTAGE; Flanged, finished bore sleeve; NOTE: Use SL-140M w/3.377" OD when block is not milled between valves and bore; Grind valve reliefs if necessary
1	Main Set	53-49	646M Std-10-20-30	VINTAGE
1	Rod Set	53-49	8-1505CAA Std-10-20	VINTAGE
8	Rod Pair	53-49	9805CA 10 10-20-30	VINTAGE; 100 HP
8	Rod Pair	53-49	1505CAA Std-10-20-30-40	VINTAGE; Exc. 100 HP
1	Cam Set	53-49	1005M Std Only	VINTAGE
1	Oil Pump	53-49	224-41108	VINTAGE; w/drive gear

20 239.4 3.9L (3924cc) L-HEAD V8 (16 Valve) (Ford/Mercury), 3.1875" Bore (Ford Eng.), 2 Bbl. 1948-1946

QTY	TIMING	YEARS	PART NO.	DESCRIPTION
1	Crank Gear	48-46	221-4704	VINTAGE; 22 Teeth
1	Cam Gear	48-46	221-4706	VINTAGE; Alum.; 44 Teeth
16	Lifter	48-46	AT-770 Std Only	VINTAGE; Mech.; Use MT-7034 to adjust lash
16	Spring	48-46	VS-393 Std Only	VINTAGE; 2.4800" Free Height
8	Seat	48-46	245-1625-1 Std Only	Loc. Int.; 1.6300" OD, 1.3750" ID, 0.2160" Depth
8	Seat	48-46	245-1625-1N Std Only	Loc. Int.; Premium Material; 1.6300" OD, 1.3750" ID, 0.2160" Depth
8	Seat	48-46	245-1640-1 Std Only	VINTAGE; Loc. Exh.; 1.6395" OD, 1.3750" ID, 0.2480" Depth
32	Keeper	48-46	VK-88 Std Only	VINTAGE; Valve guide retainer
8	Cast Piston	48-46	1003P + Std-60	Cast; .75" Pin Dia.; 2 Rings 3/32 Groove, 2 Rings 3/16 Groove, 1.519 plus .210 crown CD, Crowned Head w/ring below pin - 7.0:1 C.R.; Not factory duplicate; Repl. O.E. No. 8BA-6108A; Superseded - When depleted use 1003NP
8	Cast Piston	48-46	1003NP Std-30-40-60-80	VINTAGE; Cast
8	Cast Piston - Individual	48-46	W1003NP Std-30-40-60	

(continued on next page)

Ford Car (Incl. Edsel, Ford, Lincoln, Mercury)

239.4 3.9L (3924cc) L-HEAD V8 (16 Valve) (Ford/Mercury), 3.1875" Bore (Ford Eng.), 2 Bbl. 1948-1946 20
(cont.)

	QTY	PISTON (cont.)	YEARS	PART NO.	DESCRIPTION
BLOCK	8	Cast Piston - Individual	48-46	W1003P 20 20-80	VINTAGE; Cast; .75" Pin Dia.; 2 Rings 3/32 Groove, 2 Rings 3/16 Groove, 1.519 plus .210 crown CD, Crowned Head w/ring below pin - 7.0:1 C.R.; Not factory duplicate; Repl. O.E. No. 8BA-6108A
	8	Pin Bushing	48-46	9024XBS	VINTAGE; .820" max. housing bore
	8	Pin Bushing	48-46	9024V	VINTAGE; Split type bushing; .801" max. housing bore
	8	Pin Bushing	48-46	9024VA	VINTAGE; Split type bushing; .8125" max. housing bore
	1	RINGS	YEARS	PART NO.	DESCRIPTION
	1	Premium Set	48-46	E-247KC 30 30-40-60	VINTAGE; 2-3/32, 2-3/16; Premium Chrome
	1	Standard Set	48-46	E-247X Std-30-40	VINTAGE; 2-3/32, 2-3/16; Iron
	1	ENGINE BEARINGS	YEARS	PART NO.	DESCRIPTION
	1	Main Set	48	533M Std-10-20-30	VINTAGE; 100 HP
	1	Main Set	48	646M Std-10-20-30	VINTAGE; Exc. 100 HP
1	Main Set	47	533M Std-10-20-30	Mercury 79M Base, Mercury Base; VINTAGE	
1	Main Set	47	533M Std-10-20-30	Exc. Mercury 79M Base, Mercury Base; VINTAGE; 100 HP	
1	Main Set	46	533M Std-10-20-30	Mercury 69M Base, Mercury Base; VINTAGE	
1	Main Set	46	533M Std-10-20-30	Exc. Mercury 69M Base, Mercury Base; VINTAGE; 100 HP	
1	Rod Set	48	8-1505CAA Std-10-20	VINTAGE	
8	Rod Pair	48-46	9805CA 10 10-20-30	VINTAGE; 100 HP	
8	Rod Pair	48	1505CAA Std-10-20-30-40	VINTAGE; Exc. 100 HP	
1	Cam Set	48-46	1005M Std Only	VINTAGE	
1	OIL PUMP	YEARS	PART NO.	DESCRIPTION	
1	Oil Pump	48	224-41108	VINTAGE; w/drive gear	

240 3.9L (3934cc) OHV L6 (12 Valve), 4" Bore (Ford Eng.), 1 Bbl. "VIN B" 1970-1965 21

	QTY	TIMING	YEARS	PART NO.	DESCRIPTION
VALVE TRAIN	1	Gear Set	70-68	221-2764S	Ford Custom Base; H/D; 58 tooth H/D metal cam gear & 29 tooth crank gear incl.; 221-2763 & 221-2764 not sold separately; (1) 221-2763; (1) 221-2764
	6	VALVE	YEARS	PART NO.	DESCRIPTION
	6	Exhaust	70-65	V-2040 Std Only	VINTAGE; Chrome plated stem; 1.5600" Head Dia., 0.3419" Stem Dia., 4.8100" O.A.L.
	6	Intake	70-65	V-2041 Std-15	Chrome plated stem; 1.7800" Head Dia., 0.3420" Stem Dia., 4.8100" O.A.L.
	6	VALVE GUIDE	YEARS	PART NO.	DESCRIPTION
	6	Guide	70-65	VG-5038 Std Only	Loc. Int.; 0.3430" ID, 2.1200" O.A.L.
	6	Guide, Bulk	70-65	VG-5038B Std Only	Loc. Int.; Carton of 50; 0.3430" ID, 2.1200" O.A.L.
	6	VALVE SPRING	YEARS	PART NO.	DESCRIPTION
	6	Spring	70-65	VS-648 Std Only	Loc. Exh.; 1.9900" Free Height
	6	Spring	70-65	VS-661 Std Only	Loc. Exh.; Incl. damper; 2.0460" Free Height
6	Spring	70-65	VS-656 Std Only	Loc. Exh.; Use w/Rotators; 1.8750" Free Height	
6	Spring	70-65	VS-648 Std Only	Loc. Int.; 1.9900" Free Height	
6	Spring	70-65	VS-661 Std Only	Loc. Int.; Incl. damper; 2.0460" Free Height	
12	VALVE SEAL	YEARS	PART NO.	DESCRIPTION	
12	Valve Stem Seal	70-65	MV-1903 Std Only	Positive type; (RBB) Rubber	
12	Valve Stem Seal	70-65	ST-2001 Std Only	Positive type; Installation requires valve guide machining; (RBBTF) Rubber/PTFE	
12	Valve Stem Seal	70-65	MV-1599C Std Only	Umbrella type; (RBB) Rubber	
12	Valve Stem Seal Bulk	70-65	ST-2001BC Std Only	Positive type; Installation requires valve guide machining; Carton of 100; (RBBTF) Rubber/PTFE	
12	Valve Stem Seal Bulk	70-65	MV-1599 Std Only	Umbrella type; Carton of 100; (RBB) Rubber	
6	VALVE SEAT	YEARS	PART NO.	DESCRIPTION	
6	Seat	70-65	245-1687-1 Std Only	Loc. Exh.; 1.6925" OD, 1.4060" ID, 0.2480" Depth	
6	Seat	70-65	245-1687-1N Std Only	Loc. Exh.; Premium Material; 1.6925" OD, 1.4060" ID, 0.2480" Depth	
6	Seat	70-65	245-1812-3 Std Only	Loc. Int.; 1.8175" OD, 1.5000" ID, 0.2160" Depth	
6	Seat	70-65	245-1687-3 Std Only	VINTAGE; Loc. Exh.	
24	VALVE, MISC	YEARS	PART NO.	DESCRIPTION	
24	Keeper	70-65	VK-115A Std Only	1 groove; Square cut key groove; Carton pack 24	
24	Keeper	70-65	VK-115 Std Only	1 groove; Square cut key groove; Carton pack 32	
24	Keeper	70-65	VK-115R Std Only	1 groove; Square cut key groove; Hardened	
24	Keeper, Bulk	70-65	VK-115B Std Only	1 groove; Square cut key groove; Carton of 1000	
12	Spring Insert	70-65	259-103C Std Only	.015"; ID 1.030"; Carton of 100	
12	Spring Insert	70-65	259-103B Std Only	.030"; ID 1.030"; Carton of 100	
12	Spring Insert	70-65	259-103BRS Std Only	.030"; ID 1.030"; Carton of 500	
12	Spring Insert	70-65	259-103A Std Only	.060"; ID 1.030"; Carton of 100	
12	Spring Insert	70-65	259-103ARS Std Only	.060"; ID 1.030"; Carton of 500	
6	Rotocap Assy.	70-65	RC-128SA Std Only	Loc. Exh.; Incl. VS-656 spring	

(continued on next page)

Ford Car (Incl. Edsel, Ford, Lincoln, Mercury)

21 240 3.9L (3934cc) OHV L6 (12 Valve), 4" Bore (Ford Eng.), 1 Bbl. "VIN B" 1970-1965
(cont.)

QTY	VALVE, MISC (cont.)	YEARS	PART NO.	DESCRIPTION
6	Rotocap	70-65	RC-128S Std Only	Loc. Exh.
QTY	PISTON	YEARS	PART NO.	DESCRIPTION
6	Cast Piston	70-69	352AP 30 30-40-60	Cast; .9751" Pin Dia.; 2 Rings 5/64 Groove, 1 Ring 3/16 Groove, 1.585 CD, Recessed Head .080 deep x 2.480 dia. - 7.2:1 C.R.
6	Cast Piston	69-65	1109P 30 30-40-60	VINTAGE; Cast; .9122" Pin Dia.; 2 Rings 5/64 Groove, 1 Ring 3/16 Groove, 1.585 CD, Recessed Head .110 deep x 2.910 dia. w/4 valve reliefs - 8.9:1 C.R.
6	Cast Piston - Individual	69-65	W1109P 30 30-40-60	VINTAGE; Cast; .9122" Pin Dia.; 2 Rings 5/64 Groove, 1 Ring 3/16 Groove, 1.585 CD, Recessed Head .110 deep x 2.910 dia. w/4 valve reliefs - 8.9:1 C.R.
QTY	RINGS	YEARS	PART NO.	DESCRIPTION
1	Premium Set	70-65	E-464KC Std-20-30-40	2-5/64, 1-3/16; Premium Chrome
1	Premium Set	70-65	E-229K Std-20-30-40-60	2-5/64, 1-3/16; Premium Moly
1	Standard Set	70-65	E-229X Std-20-30-40-60	2-5/64, 1-3/16; Iron
6	Standard Single Cylinder Set	70-65	WE-229X Std Only	2-5/64, 1-3/16; Iron
QTY	ENGINE BEARINGS	YEARS	PART NO.	DESCRIPTION
1	Main Set	70-67	4916M Std-1-10-20-30-40-60	3.602" max. flange OD
1	Main Set	70-67	7153M 10 10-20-30	3.602" max. flange OD; .020" O/S length flange brg.
1	Main Set	66-65	4300M 20 20	VINTAGE; 3.403" max. flange OD
1	Rod Set	70-65	6-3150CPA Std-1-10-20-30-40-50	6-3150CAA 60 avail. as unplated & resizeable
1	Rod Set	70-65	6-3150CAA 60 60	Unplated & resizeable
1	Rod Set	70-65	6-3150CPA 10X2 10X2-20X2	Use in .002" O/S Rod Bore
6	Rod Pair	70-65	3150CPA Std-1-2-10-20-30-40-50	
1	Cam Set	70-65	1450M Std Only	
QTY	GASKETS	YEARS	PART NO.	DESCRIPTION
1	Kit Gasket Set	70-68	260-1006	Premium valve stem seals incl.
1	Kit Gasket Set	67-65	260-1006	Valve cover gskt. not incl.; Premium valve stem seals incl.
QTY	FREEZE PLUGS	YEARS	PART NO.	DESCRIPTION
1	Brass Block Plug Kit	70-65	381-8014	
1	Steel Block Plug Kit	70-65	381-4013	
1	Brass Shallow Cup Freeze Plug	70-65	381-7126	1.625" Diameter
1	Brass Shallow Cup Freeze Plug	70-65	381-7059	2.063" Diameter
1	Steel Shallow Cup Freeze Plug	70-65	381-2126	1.625" Diameter
1	Steel Shallow Cup Freeze Plug	70-65	381-2059	2.063" Diameter
1	Steel Shallow Cup Freeze Plug	70-65	381-2074	2.188" Diameter
KITS	RE-RING KIT			
	YEARS	DESCRIPTION		PREMIUM KIT NO. ECONOMY KIT NO.
	70-68	Premium valve stem seals incl.	Re-ring	205-612 205-112
	67-65	Valve cover gskt. not incl.; Premium valve stem seals incl.	Re-ring	205-612 205-112
70-68	Premium valve stem seals incl.; w/3.602" max. brg. flange OD	Re-ring w/Mains	205-612M 205-112M	
67	Valve cover gskt. not incl.; Premium valve stem seals incl.; w/3.602" max. brg. flange OD	Re-ring w/Mains	205-612M 205-112M	

22 240 3.9L (3934cc) OHV L6 (12 Valve), 4" Bore (Ford Eng.), 1 Bbl. "VIN E" 1972-1965

QTY	TIMING	YEARS	PART NO.	DESCRIPTION
1	Gear Set	72-71	221-2764S	Ford Custom Base; H/D; 58 tooth H/D metal cam gear & 29 tooth crank gear incl.; 221-2763 & 221-2764 not sold separately; (1) 221-2763; (1) 221-2764
1	Gear Set	69-68	221-2764S	Ford Custom Base; H/D; 58 tooth H/D metal cam gear & 29 tooth crank gear incl.; 221-2763 & 221-2764 not sold separately; (1) 221-2763; (1) 221-2764
QTY	VALVE	YEARS	PART NO.	DESCRIPTION
6	Exhaust	72-65	V-2040 Std Only	VINTAGE; Chrome plated stem; 1.5600" Head Dia., 0.3419" Stem Dia., 4.8100" O.A.L.
6	Intake	72-65	V-2041 Std-15	Chrome plated stem; 1.7800" Head Dia., 0.3420" Stem Dia., 4.8100" O.A.L.
QTY	VALVE GUIDE	YEARS	PART NO.	DESCRIPTION
6	Guide	72-65	VG-5038 Std Only	Loc. Int.; 0.3430" ID, 2.1200" O.A.L.
6	Guide, Bulk	72-65	VG-5038B Std Only	Loc. Int.; Carton of 50; 0.3430" ID, 2.1200" O.A.L.
QTY	VALVE SPRING	YEARS	PART NO.	DESCRIPTION
6	Spring	72-65	VS-648 Std Only	Loc. Exh.; 1.9900" Free Height

(continued on next page)

Ford Car (Incl. Edsel, Ford, Lincoln, Mercury)

240 3.9L (3934cc) OHV L6 (12 Valve), 4" Bore (Ford Eng.), 1 Bbl. "VIN E" 1972-1965 22
(cont.)

	QTY	VALVE SPRING (cont.)	YEARS	PART NO.	DESCRIPTION
VALVE TRAIN	6	Spring	72-65	VS-661 Std Only	Loc. Exh.; Incl. damper; 2.0460" Free Height
	6	Spring	72-65	VS-656 Std Only	Loc. Exh.; Use w/Rotators; 1.8750" Free Height
	6	Spring	72-65	VS-648 Std Only	Loc. Int.; 1.9900" Free Height
	6	Spring	72-65	VS-661 Std Only	Loc. Int.; Incl. damper; 2.0460" Free Height
	12	Valve Stem Seal	72-65	MV-1903 Std Only	Positive type; (RBB) Rubber
	12	Valve Stem Seal	72-65	ST-2001 Std Only	Positive type; Installation requires valve guide machining; (RBBTF) Rubber/PTFE
	12	Valve Stem Seal	72-65	MV-1599C Std Only	Umbrella type; (RBB) Rubber
	12	Valve Stem Seal Bulk	72-65	ST-2001BC Std Only	Positive type; Installation requires valve guide machining; Carton of 100; (RBBTF) Rubber/PTFE
	12	Valve Stem Seal Bulk	72-65	MV-1599 Std Only	Umbrella type; Carton of 100; (RBB) Rubber
	6	Seat	72-65	245-1687-1 Std Only	Loc. Exh.; 1.6925" OD, 1.4060" ID, 0.2480" Depth
	6	Seat	72-65	245-1687-1N Std Only	Loc. Exh.; Premium Material; 1.6925" OD, 1.4060" ID, 0.2480" Depth
	6	Seat	72-65	245-1812-3 Std Only	Loc. Int.; 1.8175" OD, 1.5000" ID, 0.2160" Depth
6	Seat	72-65	245-1687-3 Std Only	VINTAGE; Loc. Exh.	
VALVE TRAIN	24	Keeper	72-65	VK-115A Std Only	1 groove; Square cut key groove; Carton pack 24
	24	Keeper	72-65	VK-115 Std Only	1 groove; Square cut key groove; Carton pack 32
	24	Keeper	72-65	VK-115R Std Only	1 groove; Square cut key groove; Hardened
	24	Keeper, Bulk	72-65	VK-115B Std Only	1 groove; Square cut key groove; Carton of 1000
	12	Spring Insert	72-65	259-103C Std Only	.015"; ID 1.030"; Carton of 100
	12	Spring Insert	72-65	259-103B Std Only	.030"; ID 1.030"; Carton of 100
	12	Spring Insert	72-65	259-103BRS Std Only	.030"; ID 1.030"; Carton of 500
	12	Spring Insert	72-65	259-103A Std Only	.060"; ID 1.030"; Carton of 100
	12	Spring Insert	72-65	259-103ARS Std Only	.060"; ID 1.030"; Carton of 500
	6	Rotocap Assy.	72-65	RC-128SA Std Only	Loc. Exh.; Incl. VS-656 spring
	6	Rotocap	72-65	RC-128S Std Only	Loc. Exh.
	BLOCK	6	Cast Piston	72-69	352AP 30 30-40-60
6		Cast Piston	69-65	1109P 30 30-40-60	VINTAGE; Cast; .9122" Pin Dia.; 2 Rings 5/64 Groove, 1 Ring 3/16 Groove, 1.585 CD, Recessed Head .110 deep x 2.910 dia. w/4 valve reliefs - 8.9:1 C.R.
6		Cast Piston - Individual	69-65	W1109P 30 30-40-60	VINTAGE; Cast; .9122" Pin Dia.; 2 Rings 5/64 Groove, 1 Ring 3/16 Groove, 1.585 CD, Recessed Head .110 deep x 2.910 dia. w/4 valve reliefs - 8.9:1 C.R.
1		Premium Set	72-65	E-464KC Std-20-30-40	2-5/64, 1-3/16; Premium Chrome
1		Premium Set	72-65	E-229K Std-20-30-40-60	2-5/64, 1-3/16; Premium Moly
1		Standard Set	72-65	E-229X Std-20-30-40-60	2-5/64, 1-3/16; Iron
6		Standard Single Cylinder Set	72-65	WE-229X Std Only	2-5/64, 1-3/16; Iron
1		Main Set	72-67	4916M Std-1-10-20-30-40-60	3.602" max. flange OD
1		Main Set	72-67	7153M 10 10-20-30	3.602" max. flange OD; .020" O/S length flange brg.
1		Main Set	66-65	4300M 20 20	VINTAGE; 3.403" max. flange OD
1		Rod Set	72-65	6-3150CPA Std-1-10-20-30-40-50	6-3150CAA 60 avail. as unplated & resizeable
1		Rod Set	72-65	6-3150CAA 60 60	Unplated & resizeable
1	Rod Set	72-65	6-3150CPA 10X2 10X2-20X2	Use in .002" O/S Rod Bore	
6	Rod Pair	72-65	3150CPA Std-1-2-10-20-30-40-50		
1	Cam Set	72-65	1450M Std Only		
BLOCK	1	Kit Gasket Set	72-68	260-1006	Premium valve stem seals incl.
	1	Kit Gasket Set	67-65	260-1006	Valve cover gskt. not incl.; Premium valve stem seals incl.
	1	Brass Block Plug Kit	72-65	381-8014	
	1	Steel Block Plug Kit	72-65	381-4013	
	1	Brass Shallow Cup Freeze Plug	72-65	381-7126	1.625" Diameter
	1	Brass Shallow Cup Freeze Plug	72-65	381-7059	2.063" Diameter
	1	Steel Shallow Cup Freeze Plug	72-65	381-2126	1.625" Diameter
	1	Steel Shallow Cup Freeze Plug	72-65	381-2059	2.063" Diameter
	1	Steel Shallow Cup Freeze Plug	72-65	381-2074	2.188" Diameter

(continued on next page)

Ford Car (Incl. Edsel, Ford, Lincoln, Mercury)

22 240 3.9L (3934cc) OHV L6 (12 Valve), 4" Bore (Ford Eng.), 1 Bbl. "VIN E" 1972-1965
(cont.)

K I T S	RE-RING KIT			PREMIUM KIT NO.	ECONOMY KIT NO.	K I T S
	YEARS	DESCRIPTION				
	72-68	Premium valve stem seals incl.	Re-ring	205-612	205-112	
	67-65	Valve cover gskt. not incl.; Premium valve stem seals incl.	Re-ring	205-612	205-112	
	72-68	Premium valve stem seals incl.; w/3.602" max. brg. flange OD	Re-ring w/Mains	205-612M	205-112M	
	67	Valve cover gskt. not incl.; Premium valve stem seals incl.; w/3.602" max. brg. flange OD	Re-ring w/Mains	205-612M	205-112M	

23 240 3.9L (3934cc) OHV L6 (12 Valve), 4" Bore (Ford Eng.), 1 Bbl. "VIN V" 1972-1965

V A L V E T R A I N	QTY	TIMING	YEARS	PART NO.	DESCRIPTION	V A L V E T R A I N
	1	Gear Set	72-71	221-2764S	Ford Custom Base; H/D; 58 tooth H/D metal cam gear & 29 tooth crank gear incl.; 221-2763 & 221-2764 not sold separately; (1) 221-2763; (1) 221-2764	
1	Gear Set	67	221-2764S	Ford Country Sedan Base; H/D; 58 tooth H/D metal cam gear & 29 tooth crank gear incl.; 221-2763 & 221-2764 not sold separately; (1) 221-2763; (1) 221-2764		
1	Gear Set	65	221-2764S	Ford Country Sedan Base; H/D; 58 tooth H/D metal cam gear & 29 tooth crank gear incl.; 221-2763 & 221-2764 not sold separately; (1) 221-2763; (1) 221-2764		
6	Exhaust	72-65	V-2040 Std Only	VINTAGE; Chrome plated stem; 1.5600" Head Dia., 0.3419" Stem Dia., 4.8100" O.A.L.		
6	Intake	72-65	V-2041 Std-15	Chrome plated stem; 1.7800" Head Dia., 0.3420" Stem Dia., 4.8100" O.A.L.		
6	Guide	72-65	VG-5038 Std Only	Loc. Int.; 0.3430" ID, 2.1200" O.A.L		
6	Guide, Bulk	72-65	VG-5038B Std Only	Loc. Int.; Carton of 50; 0.3430" ID, 2.1200" O.A.L		
6	Spring	72-65	VS-648 Std Only	Loc. Exh.; 1.9900" Free Height		
6	Spring	72-65	VS-661 Std Only	Loc. Exh.; Incl. damper; 2.0460" Free Height		
6	Spring	72-65	VS-656 Std Only	Loc. Exh.; Use w/Rotators; 1.8750" Free Height		
6	Spring	72-65	VS-648 Std Only	Loc. Int.; 1.9900" Free Height		
6	Spring	72-65	VS-661 Std Only	Loc. Int.; Incl. damper; 2.0460" Free Height		
12	Valve Stem Seal	72-65	MV-1903 Std Only	Positive type; (RBB) Rubber		
12	Valve Stem Seal	72-65	ST-2001 Std Only	Positive type; Installation requires valve guide machining; (RBBTF) Rubber/PTFE		
12	Valve Stem Seal	72-65	MV-1599C Std Only	Umbrella type; (RBB) Rubber		
12	Valve Stem Seal Bulk	72-65	ST-2001BC Std Only	Positive type; Installation requires valve guide machining; Carton of 100; (RBBTF) Rubber/PTFE		
12	Valve Stem Seal Bulk	72-65	MV-1599 Std Only	Umbrella type; Carton of 100; (RBB) Rubber		
6	Seat	72-65	245-1687-1 Std Only	Loc. Exh.; 1.6925" OD, 1.4060" ID, 0.2480" Depth		
6	Seat	72-65	245-1687-1N Std Only	Loc. Exh.; Premium Material; 1.6925" OD, 1.4060" ID, 0.2480" Depth		
6	Seat	72-65	245-1812-3 Std Only	Loc. Int.; 1.8175" OD, 1.5000" ID, 0.2160" Depth		
6	Seat	72-65	245-1687-3 Std Only	VINTAGE; Loc. Exh.		
24	Keeper	72-65	VK-115A Std Only	1 groove; Square cut key groove; Carton pack 24		
24	Keeper	72-65	VK-115 Std Only	1 groove; Square cut key groove; Carton pack 32		
24	Keeper	72-65	VK-115R Std Only	1 groove; Square cut key groove; Hardened		
24	Keeper, Bulk	72-65	VK-115B Std Only	1 groove; Square cut key groove; Carton of 1000		
12	Spring Insert	72-65	259-103C Std Only	.015"; ID 1.030"; Carton of 100		
12	Spring Insert	72-65	259-103B Std Only	.030"; ID 1.030"; Carton of 100		
12	Spring Insert	72-65	259-103BRS Std Only	.030"; ID 1.030"; Carton of 500		
12	Spring Insert	72-65	259-103A Std Only	.060"; ID 1.030"; Carton of 100		
12	Spring Insert	72-65	259-103ARS Std Only	.060"; ID 1.030"; Carton of 500		
6	Rotacap Assy.	72-65	RC-128SA Std Only	Loc. Exh.; Incl. VS-656 spring		
6	Rotacap	72-65	RC-128S Std Only	Loc. Exh.		
6	Cast Piston	72-69	352AP 30 30-40-60	Cast; .9751" Pin Dia.; 2 Rings 5/64 Groove, 1 Ring 3/16 Groove, 1.585 CD, Recessed Head .080 deep x 2.480 dia. - 7.2:1 C.R.		
6	Cast Piston	69-65	1109P 30 30-40-60	VINTAGE; Cast; .9122" Pin Dia.; 2 Rings 5/64 Groove, 1 Ring 3/16 Groove, 1.585 CD, Recessed Head .110 deep x 2.910 dia. w/4 valve reliefs - 8.9:1 C.R.		

(continued on next page)

Ford Car (Incl. Edsel, Ford, Lincoln, Mercury)

240 3.9L (3934cc) OHV L6 (12 Valve), 4" Bore (Ford Eng.), 1 Bbl. "VIN V" 1972-1965 23
(cont.)

BLOCK	QTY	PISTON (cont.)	YEARS	PART NO.	DESCRIPTION
	6	Cast Piston - Individual	69-65	W1109P 30 30-40-60	VINTAGE; Cast; .9122" Pin Dia.; 2 Rings 5/64 Groove, 1 Ring 3/16 Groove, 1.585 CD, Recessed Head .110 deep x 2.910 dia. w/4 valve reliefs - 8.9:1 C.R.
	QTY	RINGS	YEARS	PART NO.	DESCRIPTION
	1	Premium Set	72-65	E-464KC Std-20-30-40	2-5/64, 1-3/16; Premium Chrome
	1	Premium Set	72-65	E-229K Std-20-30-40-60	2-5/64, 1-3/16; Premium Moly
	1	Standard Set	72-65	E-229X Std-20-30-40-60	2-5/64, 1-3/16; Iron
	6	Standard Single Cylinder Set	72-65	WE-229X Std Only	2-5/64, 1-3/16; Iron
	QTY	ENGINE BEARINGS	YEARS	PART NO.	DESCRIPTION
	1	Main Set	72-67	4916M Std-1-10-20-30-40-60	3.602" max. flange OD
	1	Main Set	72-67	7153M 10 10-20-30	3.602" max. flange OD; .020" O/S length flange brg.
	1	Main Set	66-65	4300M 20 20	VINTAGE; 3.403" max. flange OD
	1	Rod Set	72-65	6-3150CPA Std-1-10-20-30-40-50	6-3150CAA 60 avail. as unplated & resizeable
	1	Rod Set	72-65	6-3150CAA 60 60	Unplated & resizeable
	1	Rod Set	72-65	6-3150CPA 10X2 10X2-20X2	Use in .002" O/S Rod Bore
	6	Rod Pair	72-65	3150CPA Std-1-2-10-20-30-40-50	
	1	Cam Set	72-65	1450M Std Only	
	QTY	GASKETS	YEARS	PART NO.	DESCRIPTION
	1	Kit Gasket Set	72-68	260-1006	Premium valve stem seals incl.
	1	Kit Gasket Set	67-65	260-1006	Valve cover gskt. not incl.; Premium valve stem seals incl.
	QTY	FREEZE PLUGS	YEARS	PART NO.	DESCRIPTION
	1	Brass Block Plug Kit	72-65	381-8014	
	1	Steel Block Plug Kit	72-65	381-4013	
	1	Brass Shallow Cup Freeze Plug	72-65	381-7126	1.625" Diameter
	1	Brass Shallow Cup Freeze Plug	72-65	381-7059	2.063" Diameter
	1	Steel Shallow Cup Freeze Plug	72-65	381-2126	1.625" Diameter
	1	Steel Shallow Cup Freeze Plug	72-65	381-2059	2.063" Diameter
	1	Steel Shallow Cup Freeze Plug	72-65	381-2074	2.188" Diameter

KITS	RE-RING KIT		YEARS	DESCRIPTION		PREMIUM KIT NO.	ECONOMY KIT NO.
			72-68	Premium valve stem seals incl.	Re-ring	205-612	205-112
			67-65	Valve cover gskt. not incl.; Premium valve stem seals incl.	Re-ring	205-612	205-112
			72-68	Premium valve stem seals incl.; w/3.602" max. brg. flange OD	Re-ring w/Mains	205-612M	205-112M
			67	Valve cover gskt. not incl.; Premium valve stem seals incl.; w/3.602" max. brg. flange OD	Re-ring w/Mains	205-612M	205-112M

250 4.1L (4098cc) OHV L6 (12 Valve), 3.68" Bore (Ford Eng.), 1 Bbl. "VIN C" 1980 24

VALVE TRAIN	QTY	CAMSHAFT/LIFTER	YEARS	PART NO.	DESCRIPTION
	1	Camshaft	80	CS-658	Hydraulic, (050) Duration at .050 Lobe Lift, 185 Exh., 184 Int., 107 Degrees Lobe Separation
	1	Prelube		55-403 Std Only	1.5 oz. packet
	1	Prelube		55-400 Std Only	4 oz. bottle; 1.5 oz. packet No. 55-403 also avail.
	12	Lifter	80	HT-2083 Std Only	Hyd.
	12	Lifter, Bulk	80	HT-2083B Std Only	Hyd.; Carton of 122
	QTY	CAM KIT	YEARS	PART NO.	DESCRIPTION
	1	Cam/Lifter Kit	80	KC-658	Hyd.; (1) 55-403B; (1) CS-658; (12) HT-2083
	QTY	PUSH ROD	YEARS	PART NO.	DESCRIPTION
	12	Push Rod	80	RP-3202 Std Only	VINTAGE; 9.3550" O.A.L.
	QTY	ROCKER PARTS	YEARS	PART NO.	DESCRIPTION
	2	Rocker Shaft	80	RS-619 Std Only	
	QTY	VALVE	YEARS	PART NO.	DESCRIPTION
	6	Exhaust	80	V-1983 Std-15	Chrome plated stem; 1.3900" Head Dia., 0.3101" Stem Dia., 4.2600" O.A.L.
	6	Intake	80	V-2073 Std Only	Chrome plated stem; 1.7510" Head Dia., 0.3103" Stem Dia., 4.2600" O.A.L.
	QTY	VALVE GUIDE	YEARS	PART NO.	DESCRIPTION
	6	Guide	80	VG-5009 Std Only	Loc. Exhaust; 0.3120" ID, 1.8800" O.A.L.
	6	Guide	80	VG-5009 Std Only	Loc. Intake; 0.3120" ID, 1.8800" O.A.L.
	QTY	VALVE SPRING	YEARS	PART NO.	DESCRIPTION
	12	Spring	80	VS-624 Std Only	1.8280" Free Height

(continued on next page)

Ford Car (Incl. Edsel, Ford, Lincoln, Mercury)

24 250 4.1L (4098cc) OHV L6 (12 Valve), 3.68" Bore (Ford Eng.), 1 Bbl. "VIN C" 1980
(cont.)

VALVE TRAIN		QTY	VALVE SEAL	YEARS	PART NO.	DESCRIPTION	VALVE TRAIN	
			Valve Stem Seal	80	ST-2005 Std Only	Positive type; Installation requires valve guide machining; (RBBTF) Rubber/PTFE		
VALVE TRAIN		12	Valve Stem Seal	80	MV-1796A Std Only	Umbrella type; Fits Std. to .015" O/S valve stem	VALVE TRAIN	
		12	Valve Stem Seal Bulk	80	MV-1796 Std Only	Umbrella type; Fits Std. to .015" O/S valve stem; Carton of 100; (RBB) Rubber		
VALVE TRAIN		QTY	VALVE SEAT	YEARS	PART NO.	DESCRIPTION	VALVE TRAIN	
		6	Seat	80	245-1437-2 Std Only	Loc. Exh.; 1.4425" OD, 1.2190" ID, 0.2160" Depth		
VALVE TRAIN		6	Seat	80	245-1437-2N Std Only	Loc. Exh.; Premium Material; 1.4425" OD, 1.2190" ID, 0.2160" Depth	VALVE TRAIN	
		6	Seat	80	245-1812-4 Std Only	Loc. Int.; 1.8175" OD, 1.5625" ID, 0.2160" Depth		
VALVE TRAIN		6	Seat	80	245-1812-4N Std Only	Loc. Int.; Premium Material; 1.8175" OD, 1.5625" ID, 0.2160" Depth	VALVE TRAIN	
		6	Seat	80	245-1812-4N Std Only	Loc. Int.; Premium Material; 1.8175" OD, 1.5625" ID, 0.2160" Depth		
VALVE TRAIN		QTY	VALVE, MISC	YEARS	PART NO.	DESCRIPTION	VALVE TRAIN	
		24	Keeper	80	VK-144 Std Only	1 groove; Square cut key groove		
VALVE TRAIN		24	Keeper	80	VK-144R Std Only	1 groove; Square cut key groove; Hardened	VALVE TRAIN	
		12	Spring Insert	80	259-102C Std Only	.015"; Carton of 100		
VALVE TRAIN		12	Spring Insert	80	259-102B Std Only	.030"; Carton of 100	VALVE TRAIN	
		12	Spring Insert	80	259-102A Std Only	.060"; Carton of 100		
VALVE TRAIN		12	Spring Insert	80	259-502A Std Only	.060"; Carton of 50; O/S O.D. 1.542"	VALVE TRAIN	
		12	Spring Insert	80	259-502A Std Only	.060"; Carton of 50; O/S O.D. 1.542"		
BLOCK		QTY	PISTON	YEARS	PART NO.	DESCRIPTION	BLOCK	
		6	Cast Piston	80	275NP Std-20-30-40-60-80	Cast; .9125" Pin Dia.; 2 Rings 5/64 Groove, 1 Ring 3/16 Groove, 1.500 CD, Recessed Head .105 deep x 2.320 dia. - 9.2:1 C.R.		
BLOCK		6	Cast Piston - Individual	80	W275NP Std-20-30-40-60-80	Cast; .9125" Pin Dia.; 2 Rings 5/64 Groove, 1 Ring 3/16 Groove, 1.500 CD, Recessed Head .105 deep x 2.320 dia. - 9.2:1 C.R.	BLOCK	
		QTY	RINGS	YEARS	PART NO.	DESCRIPTION		
BLOCK		1	Premium Set	80	E-219K Std-20-30-40-60	2-5/64, 1-3/16; Premium Moly	BLOCK	
		1	Standard Set	80	E-219X Std-20-30-40-60	2-5/64, 1-3/16; Iron		
BLOCK		QTY	ENGINE BEARINGS	YEARS	PART NO.	DESCRIPTION	BLOCK	
		1	Main Set	80	4916M Std-1-10-20-30-40-60	3.602" max. flange OD		
BLOCK		1	Main Set	80	7153M 10 10-20-30	3.602" max. flange OD; .020" O/S length flange brg.	BLOCK	
		1	Rod Set	80	6-2380CP Std-10-20-30-40			
BLOCK		6	Rod Pair	80	2380CP Std-10-20-30-40		BLOCK	
		1	Cam Set	80	1439M Std Only			
BLOCK		QTY	GASKETS	YEARS	PART NO.	DESCRIPTION	BLOCK	
		1	Kit Gasket Set	80	260-1003	VINTAGE; Premium valve stem seals incl.		
BLOCK		QTY	FREEZE PLUGS	YEARS	PART NO.	DESCRIPTION	BLOCK	
		1	Brass Block Plug Kit	80	381-8013			
BLOCK		1	Brass Deep Cup Freeze Plug	80	381-9031	1.750" Diameter	BLOCK	
		1	Brass Shallow Cup Freeze Plug	80	381-7059	2.063" Diameter		
BLOCK		1	Steel Deep Cup Freeze Plug	80	381-3088	0.448" Diameter	BLOCK	
		1	Steel Shallow Cup Freeze Plug	80	381-2059	2.063" Diameter		

25 250 4.1L (4098cc) OHV L6 (12 Valve), 3.68" Bore (Ford Eng.), 1 Bbl. "VIN L" 1979-1969

VALVE TRAIN		QTY	TIMING	YEARS	PART NO.	DESCRIPTION	VALVE TRAIN	
		1	Timing Chain	77-69	222-354	VINTAGE; Silent type; 1" wide chain; 56 Links		
VALVE TRAIN		QTY	CAMSHAFT/LIFTER	YEARS	PART NO.	DESCRIPTION	VALVE TRAIN	
		1	Camshaft	79-69	CS-658	Hydraulic, (050) Duration at .050 Lobe Lift, 185 Exh., 184 Int., 107 Degrees Lobe Separation		
VALVE TRAIN		1	Prelube		55-403 Std Only	1.5 oz. packet	VALVE TRAIN	
		1	Prelube		55-400 Std Only	4 oz. bottle; 1.5 oz. packet No. 55-403 also avail.		
VALVE TRAIN		12	Lifter	79-69	HT-2083 Std Only	Hyd.	VALVE TRAIN	
		12	Lifter, Bulk	79-69	HT-2083B Std Only	Hyd.; Carton of 122		
VALVE TRAIN		QTY	CAM KIT	YEARS	PART NO.	DESCRIPTION	VALVE TRAIN	
		1	Cam/Lifter Kit	79-69	KC-658	Hyd.; (1) 55-403B; (1) CS-658; (12) HT-2083		
VALVE TRAIN		QTY	PUSH ROD	YEARS	PART NO.	DESCRIPTION	VALVE TRAIN	
		12	Push Rod	79-77	RP-3202 Std Only	VINTAGE; 9.3550" O.A.L.		
VALVE TRAIN		QTY	ROCKER PARTS	YEARS	PART NO.	DESCRIPTION	VALVE TRAIN	
		2	Rocker Shaft	79-69	RS-619 Std Only			
VALVE TRAIN		QTY	VALVE	YEARS	PART NO.	DESCRIPTION	VALVE TRAIN	
		6	Exhaust	79-69	V-1983 Std-15	Chrome plated stem; 1.3900" Head Dia., 0.3101" Stem Dia., 4.2600" O.A.L.		
VALVE TRAIN		6	Intake	79-77	V-2073 Std Only	Chrome plated stem; 1.7510" Head Dia., 0.3103" Stem Dia., 4.2600" O.A.L.	VALVE TRAIN	
		6	Intake	72-69	V-1717 Std Only	VINTAGE; w/o Chrome plated stem; 1.6555" Head Dia., 0.3102" Stem Dia., 4.2638" O.A.L.		

(continued on next page)

Ford Car (Incl. Edsel, Ford, Lincoln, Mercury)

250 4.1L (4098cc) OHV L6 (12 Valve), 3.68" Bore (Ford Eng.), 1 Bbl. "VIN L" 1979-1969 25
(cont.)

QTY	VALVE GUIDE	YEARS	PART NO.	DESCRIPTION
6	Guide	79-69	VG-5009 Std Only	Loc. Exhaust; 0.3120" ID, 1.8800" O.A.L
6	Guide	79-69	VG-5009 Std Only	Loc. Intake; 0.3120" ID, 1.8800" O.A.L
QTY	VALVE SPRING	YEARS	PART NO.	DESCRIPTION
12	Spring	79-69	VS-624 Std Only	1.8280" Free Height
QTY	VALVE SEAL	YEARS	PART NO.	DESCRIPTION
12	Valve Stem Seal	79-69	ST-2005 Std Only	Positive type; Installation requires valve guide machining; (RBBTF) Rubber/PTFE
12	Valve Stem Seal	79-69	MV-1796A Std Only	Umbrella type; Fits Std. to .015" O/S valve stem
12	Valve Stem Seal Bulk	79-69	MV-1796 Std Only	Umbrella type; Fits Std. to .015" O/S valve stem; Carton of 100; (RBB) Rubber
QTY	VALVE SEAT	YEARS	PART NO.	DESCRIPTION
6	Seat	79-69	245-1437-2 Std Only	Loc. Exh.; 1.4425" OD, 1.2190" ID, 0.2160" Depth
6	Seat	79-69	245-1437-2N Std Only	Loc. Exh.; Premium Material; 1.4425" OD, 1.2190" ID, 0.2160" Depth
6	Seat	79-77	245-1812-4 Std Only	Loc. Int.; 1.8175" OD, 1.5625" ID, 0.2160" Depth
6	Seat	79-77	245-1812-4N Std Only	Loc. Int.; Premium Material; 1.8175" OD, 1.5625" ID, 0.2160" Depth
6	Seat	76-69	245-1750-2 Std Only	Loc. Int.; 1.7550" OD, 1.5000" ID, 0.2160" Depth
6	Seat	76-69	245-1750-2N Std Only	Loc. Int.; Premium Material; 1.7550" OD, 1.5000" ID, 0.2160" Depth
QTY	VALVE, MISC	YEARS	PART NO.	DESCRIPTION
24	Keeper	79-69	VK-144 Std Only	1 groove; Square cut key groove
24	Keeper	79-69	VK-144R Std Only	1 groove; Square cut key groove; Hardened
12	Spring Insert	79-69	259-102C Std Only	.015"; Carton of 100
12	Spring Insert	79-69	259-102B Std Only	.030"; Carton of 100
12	Spring Insert	79-69	259-102A Std Only	.060"; Carton of 100
12	Spring Insert	79-69	259-502A Std Only	.060"; Carton of 50; O/S O.D. 1.542"
QTY	PISTON	YEARS	PART NO.	DESCRIPTION
6	Cast Piston	79-69	275NP Std-20-30-40-60-80	Cast; .9125" Pin Dia.; 2 Rings 5/64 Groove, 1 Ring 3/16 Groove, 1.500 CD, Recessed Head .105 deep x 2.320 dia. - 9.2:1 C.R.
6	Cast Piston - Individual	79-69	W275NP Std-20-30-40-60-80	Cast; .9125" Pin Dia.; 2 Rings 5/64 Groove, 1 Ring 3/16 Groove, 1.500 CD, Recessed Head .105 deep x 2.320 dia. - 9.2:1 C.R.
QTY	RINGS	YEARS	PART NO.	DESCRIPTION
1	Premium Set	79-69	E-219K Std-20-30-40-60	2-5/64, 1-3/16; Premium Moly
1	Standard Set	79-69	E-219X Std-20-30-40-60	2-5/64, 1-3/16; Iron
QTY	ENGINE BEARINGS	YEARS	PART NO.	DESCRIPTION
1	Main Set	79-69	4916M Std-1-10-20-30-40-60	3.602" max. flange OD
1	Main Set	79-69	7153M 10 10-20-30	3.602" max. flange OD; .020" O/S length flange brg.
1	Rod Set	79-69	6-2380CP Std-10-20-30-40	
6	Rod Pair	79-69	2380CP Std-10-20-30-40	
1	Cam Set	79-69	1439M Std Only	
QTY	GASKETS	YEARS	PART NO.	DESCRIPTION
1	Kit Gasket Set	79-69	260-1003	VINTAGE; Premium valve stem seals incl.
QTY	FREEZE PLUGS	YEARS	PART NO.	DESCRIPTION
1	Brass Block Plug Kit	79-69	381-8013	
1	Brass Deep Cup Freeze Plug	79-69	381-9031	1.750" Diameter
1	Brass Shallow Cup Freeze Plug	79-69	381-7059	2.063" Diameter
1	Steel Deep Cup Freeze Plug	79-69	381-3088	0.448" Diameter
1	Steel Shallow Cup Freeze Plug	79-69	381-2059	2.063" Diameter

255 4.2L (4179cc) OHV V8 (16 Valve), 3.68" Bore (Ford Eng.), 2 Bbl. "VIN D" 1980 26

QTY	TIMING	YEARS	PART NO.	DESCRIPTION
1	3 Piece Set	80	KT3-358SA	Incl. silent type chain; w/2 pc. fuel pump ecc.; (1) 222-358; (1) 223-430; (1) 223-431
1	Timing Set w/Gaskets	80	CTS-2000	Incl. silent type chain
1	Timing Chain	80	222-358	Silent type; 58 Links
1	Crank Sprocket	80	223-431	If engine is equipped with an oil shield, the oil shield must be discarded when installing crank sprocket 223-431; Use w/Silent type chain; 21 Teeth
1	Cam Sprocket	80	223-430	Use w/Silent type chain; 42 Teeth
QTY	CAMSHAFT/LIFTER	YEARS	PART NO.	DESCRIPTION
1	Camshaft	80	CS-668	Hydraulic, (.050) Duration at .050 Lobe Lift, 192 Exh., 183 Int., 108 Degrees Lobe Separation
1	Prelube		55-403 Std Only	1.5 oz. packet
1	Prelube		55-400 Std Only	4 oz. bottle; 1.5 oz. packet No. 55-403 also avail.
16	Lifter	80	HT-900 Std Only	Hyd.

(continued on next page)

Ford Car (Incl. Edsel, Ford, Lincoln, Mercury)

26 255 4.2L (4179cc) OHV V8 (16 Valve), 3.68" Bore (Ford Eng.), 2 Bbl. "VIN D" 1980
(cont.)

QTY	CAMSHAFT/LIFTER	YEARS	PART NO.	DESCRIPTION
16	Lifter, Bulk	80	HT-900B Std Only	Hyd.; Carton of 122
1	Cam/Lifter Kit	80	KC-668	Hyd.; (1) 55-403B; (1) CS-668; (16) HT-900
1	Cam/Lifter/Timing Kit	80	KCT-668	Hyd.; Incl. silent type chain; (1) 55-403B; (1) CS-668; (16) HT-900; (1) KT3-358SA
16	Push Rod	80	RP-3167 Std Only	6.8760" O.A.L.
16	Push Rod	80	RP-3223R Std Only	Chrome-Moly; 6.8850" O.A.L.
16	Push Rod, Bulk	80	BRP-3167 Std Only	Carton of 100; 6.8760" O.A.L.
16	Arm Assy.	80	R-879 Std Only	Incl. arm & pivot; Stamped steel; Bolt type mount
16	Arm Assy., Bulk	80	R-879B Std Only	Incl. arm & pivot; Stamped steel; Bolt type mount; Carton of 64
16	Arm	80	R-879A Std Only	Stamped steel; Bolt type mount
16	Pivot	80	MR-1811 Std Only	
8	Exhaust	80	V-1961 Std-3-15	Chrome plated stem; 1.4600" Head Dia., 0.3415" Stem Dia., 5.0700" O.A.L.
8	Exhaust, Bulk	80	V-1961B Std-15	Chrome plated stem; Carton of 25; 1.4520" Head Dia., 0.3415" Stem Dia., 5.0700" O.A.L.
8	Exhaust, Bulk	80	V-1961B 15 Std-15	Chrome plated stem; Carton of 25; 1.4520" Head Dia., 0.3565" Stem Dia., 5.0700" O.A.L.
8	Guide	80	VG-5005H Std Only	Loc. Exhaust; Hardened; 0.3430" ID, 2.2500" O.A.L
8	Guide	80	VG-5005 Std Only	Loc. Exhaust; Plain; 0.3430" ID, 2.2500" O.A.L
8	Guide	80	VG-5005T Std Only	Loc. Exhaust; Threaded; 0.3425" ID, 2.2500" O.A.L
8	Guide	80	VG-5005H Std Only	Loc. Intake; Hardened; 0.3430" ID, 2.2500" O.A.L
8	Guide	80	VG-5005 Std Only	Loc. Intake; Plain; 0.3430" ID, 2.2500" O.A.L
8	Guide	80	VG-5005T Std Only	Loc. Intake; Threaded; 0.3425" ID, 2.2500" O.A.L
8	Guide, Bulk	80	VG-5005B Std Only	Loc. Exhaust; Plain; Carton of 50; 0.3430" ID, 2.2500" O.A.L
8	Guide, Bulk	80	VG-5005TB Std Only	Loc. Exhaust; Threaded; Carton of 50; 0.3425" ID, 2.2500" O.A.L
8	Guide, Bulk	80	VG-5005B Std Only	Loc. Intake; Plain; Carton of 50; 0.3430" ID, 2.2500" O.A.L
8	Guide, Bulk	80	VG-5005TB Std Only	Loc. Intake; Threaded; Carton of 50; 0.3425" ID, 2.2500" O.A.L
8	Spring	80	VS-733 Std Only	Loc. Exh.; 1.9230" Free Height
8	Spring	80	VS-1618R Std Only	Loc. Exh.; Incl. damper; 1.9940" Free Height
8	Spring	80	VS-718 Std Only	Loc. Int.; 2.0280" Free Height
8	Spring	80	VS-661 Std Only	Loc. Int.; Incl. damper; 2.0460" Free Height
8	Seat	80	245-1562-1 Std Only	Loc. Exh.; 1.5675" OD, 1.3125" ID, 0.2160" Depth
8	Seat	80	245-1562-1N Std Only	Loc. Exh.; Premium Material; 1.5675" OD, 1.3125" ID, 0.2160" Depth
8	Seat	80	245-1750-2 Std Only	Loc. Int.; 1.7550" OD, 1.5000" ID, 0.2160" Depth
8	Seat	80	245-1750-2N Std Only	Loc. Int.; Premium Material; 1.7550" OD, 1.5000" ID, 0.2160" Depth
32	Keeper	80	VK-115A Std Only	1 groove; Square cut key groove; Carton pack 24
32	Keeper	80	VK-115 Std Only	1 groove; Square cut key groove; Carton pack 32
32	Keeper	80	VK-115R Std Only	1 groove; Square cut key groove; Hardened
32	Keeper, Bulk	80	VK-115B Std Only	1 groove; Square cut key groove; Carton of 1000
16	Spring Insert	80	259-102C Std Only	.015"; Carton of 100
16	Spring Insert	80	259-102B Std Only	.030"; Carton of 100
16	Spring Insert	80	259-102A Std Only	.060"; Carton of 100
16	Spring Insert	80	259-502A Std Only	.060"; Carton of 50; O/S O.D. 1.542"
1	Main Set	80	7151M 10 10-20-30	.020" O/S length flange brg.
1	Main Set	80	4125MA Std-1-10-20-30-40-60	A-Series aluminum bearings; Incl. contoured design thrust brg.
1	Main Set	80	4125M Std-1-10-20-30-40	Incl. contoured design thrust brg.
1	Rod Set	80	8-2600CP Std-1-10-20-30-40	8-2600CA 60 avail. as unplated & resizeable
1	Rod Set	80	8-2600A Std-1-10-20-30-40-60	A-Series aluminum bearings
1	Rod Set	80	8-2600CA 60 60	Unplated & resizeable
8	Rod Pair	80	2600CP Std-1-10-20-30	
8	Rod Pair	80	2600A Std-10-20-30	A-Series aluminum bearings
1	Cam Set	80	1204M Std-10	Babbitt material; Full round design

VALVE TRAIN

VALVE TRAIN

BLOCK

BLOCK

(continued on next page)

Ford Car (Incl. Edsel, Ford, Lincoln, Mercury)

255 4.2L (4179cc) OHV V8 (16 Valve), 3.68" Bore (Ford Eng.), 2 Bbl. "VIN D" 1980 **26**
(cont.)

BLOCK	QTY	OIL PUMP	YEARS	PART NO.	DESCRIPTION		
BLOCK	1	Oil Pump	80	224-41118			
	1	Oil Pump	80	224-43370	High Pressure		
	1	Oil Pump	80	224-41128	High Volume, check pan for clearance; Incl. inter. shaft		
	1	Inter. Shaft	80	224-61118			
	1	Screen Assy.	80	224-14118	Exc. Ford Granada Base, ESS, Ghia Lincoln Versailles Base Mercury Monarch Base		
	1	Screen Assy.	80	224-11118	Ford Granada Base, ESS, Ghia Lincoln Versailles Base Mercury Monarch Base; VINTAGE		
	QTY	GASKETS	YEARS	PART NO.	DESCRIPTION		
	1	Kit Gasket Set	80	260-1097	Int. manifold gskt. not incl.; Premium valve stem seals incl.		
	QTY	FREEZE PLUGS	YEARS	PART NO.	DESCRIPTION		
	1	Brass Block Plug Kit	80	381-8015			
1	Steel Block Plug Kit	80	381-4010				
1	Brass Deep Cup Freeze Plug	80	381-9002	1.500" Diameter, 0.375" Height			
1	Steel Deep Cup Freeze Plug	80	381-3095	0.500" Diameter			
1	Steel Deep Cup Freeze Plug	80	381-3038	0.750" Diameter			
1	Steel Deep Cup Freeze Plug	80	381-3133	1.500" Diameter, 0.375" Height			
1	Steel Deep Cup Freeze Plug	80	381-3195	2.156" Diameter			
KITS	RE-RING KIT					PREMIUM KIT NO.	ECONOMY KIT NO.
	80	Int. manifold gskt. not incl.; Incl. A-Series aluminum bearings ; Premium valve stem seals incl.		Re-ring	-----	205-185	
KITS	OVERHAUL KIT					PREMIUM KIT NO.	ECONOMY KIT NO.
	80	Int. manifold gsks. not incl.; Incl. A-Series aluminum bearings ; Incl. contoured design thrust brg.; Premium valve stem seals incl.; Incl. silent type chain		Master w/o Pistons	-----	MK-185A	

255.4 4.2L (4186cc) L-HEAD V8 (16 Valve) (Mercury), 3.1875" Bore (Ford Eng.), 2 Bbl. 1953-1949 **27**

VALVE TRAIN	QTY	TIMING	YEARS	PART NO.	DESCRIPTION		
VALVE TRAIN	1	Gear Set	53-49	221-2727S	VINTAGE; 221-2702 not sold separately; (1) 221-2701; (1) 221-2702		
	QTY	CAMSHAFT/LIFTER	YEARS	PART NO.	DESCRIPTION		
	16	Lifter	53-49	AT-770 Std Only	VINTAGE; Mech.; Use MT-7034 to adjust lash		
	QTY	VALVE	YEARS	PART NO.	DESCRIPTION		
	8	Intake	53-52	V-1041 Std Only	VINTAGE; Loc. Exh.; 1.5100" Head Dia., 0.3410" Stem Dia., 4.8170" O.A.L.		
	8	Intake	53-52	V-1041 Std Only	VINTAGE; Loc. Int.; 1.5100" Head Dia., 0.3410" Stem Dia., 4.8170" O.A.L.		
	8	Intake	51-49	V-967 Std Only	VINTAGE; Loc. Exh.; 1.5100" Head Dia., 0.3410" Stem Dia., 4.8190" O.A.L.		
	8	Intake	51-49	V-967 Std Only	VINTAGE; Loc. Int.; 1.5100" Head Dia., 0.3410" Stem Dia., 4.8190" O.A.L.		
	QTY	VALVE GUIDE	YEARS	PART NO.	DESCRIPTION		
	16	Guide	53-49	VG-428 Std Only	VINTAGE; Use w/MV-1231 seal; 0.3435" ID, 2.2000" O.A.L		
	QTY	VALVE SPRING	YEARS	PART NO.	DESCRIPTION		
	16	Spring	53-52	VS-392 Std Only	VINTAGE; 2.2000" Free Height		
	16	Spring	51-49	VS-393 Std Only	VINTAGE; 2.4800" Free Height		
	QTY	VALVE SEAL	YEARS	PART NO.	DESCRIPTION		
	16	Valve Stem Seal	53-49	MV-1231 Std Only	VINTAGE; O-Ring; Carton of 50; (RBB) Rubber		
	QTY	VALVE SEAT	YEARS	PART NO.	DESCRIPTION		
8	Seat	53-49	245-1625-1 Std Only	Loc. Int.; 1.6300" OD, 1.3750" ID, 0.2160" Depth			
8	Seat	53-49	245-1625-1N Std Only	Loc. Int.; Premium Material; 1.6300" OD, 1.3750" ID, 0.2160" Depth			
8	Seat	53-49	245-1640-1 Std Only	VINTAGE; Loc. Exh.; 1.6395" OD, 1.3750" ID, 0.2480" Depth			
QTY	VALVE, MISC	YEARS	PART NO.	DESCRIPTION			
32	Keeper	53-49	VK-115A Std Only	1 groove; Square cut key groove; Carton pack 24			
32	Keeper	53-49	VK-115 Std Only	1 groove; Square cut key groove; Carton pack 32			
32	Keeper	53-49	VK-115R Std Only	1 groove; Square cut key groove; Hardened			
32	Keeper	53-49	VK-88 Std Only	VINTAGE; Valve guide retainer			
32	Keeper, Bulk	53-49	VK-115B Std Only	1 groove; Square cut key groove; Carton of 1000			
QTY	PISTON	YEARS	PART NO.	DESCRIPTION			
8	Cast Piston - Individual	53-49	W1014P 40 40	VINTAGE; Cast; .75" Pin Dia.; 2 Rings 3/32 Groove, 2 Rings 3/16 Groove, 1.427 plus .21 crown CD, Crowned Head .210 high w/offset pin and ring below pin; Not factory duplicate			
8	Pin Bushing	53-49	9024XBS	VINTAGE; .820" max. housing bore			

(continued on next page)

Ford Car (Incl. Edsel, Ford, Lincoln, Mercury)

27 255.4 4.2L (4186cc) L-HEAD V8 (16 Valve) (Mercury), 3.1875" Bore (Ford Eng.), 2 Bbl. 1953-1949
(cont.)

BLOCK	QTY	PART NO.	YEARS	DESCRIPTION	BLOCK
	8	PISTON (cont.) Pin Bushing	53-49	9024VA VINTAGE; Split type bushing; .8125" max. housing bore	
	1	RINGS Premium Set	53-49	E-247KC 30 30-40-60 VINTAGE; 2-3/32, 2-3/16; Premium Chrome	
	1	Standard Set	53-49	E-247X Std-30-40 VINTAGE; 2-3/32, 2-3/16; Iron	
	8	SLEEVE Dry Sleeve	53-49	SL-140M Std Only VINTAGE; Flanged, finished bore sleeve; NOTE: Use SL-140M w/3.377" OD when block is not milled between valves and bore; Grind valve reliefs if necessary	
	1	ENGINE BEARINGS Main Set	53-49	646M Std-10-20-30 VINTAGE	
	1	Rod Set	53-49	8-1505CAA Std-10-20 VINTAGE	
	8	Rod Pair	53-49	1505CAA Std-10-20-30-40 VINTAGE	
	1	Cam Set	53-49	1005M Std Only VINTAGE	
	1	OIL PUMP Oil Pump	53-49	224-41108 VINTAGE; w/drive gear	

28 256 4.2L (4196cc) OHV V8 (16 Valve) (Mercury), 3.625" Bore (Ford Eng.), 4 Bbl. "VIN P" 1954

VALVE TRAIN	QTY	PART NO.	YEARS	DESCRIPTION	VALVE TRAIN
	1	TIMING Crank Sprocket	54	223-250 Exc. Ford Club Base, Custom Base; VINTAGE; Use w/silent type chain; 21 Teeth	
	1	Cam Sprocket	54	223-249 Exc. Ford Club Base, Custom Base; VINTAGE; Use w/silent type chain; 42 Teeth	
	16	CAMSHAFT/LIFTER Lifter	54	AT-892 Std Only VINTAGE; Mech.; 2.380" Length	
	16	PUSH ROD Push Rod	54	RP-3017 Std Only VINTAGE; 8.2580" O.A.L.	
	8	VALVE Exhaust	54	V-1127 Std Only VINTAGE; Rototype; Free valve; 1.5100" Head Dia., 0.3418" Stem Dia., 5.0900" O.A.L.	
	8	Intake	54	V-1115 Std Only VINTAGE; 1.7800" Head Dia., 0.3421" Stem Dia., 5.1100" O.A.L.	
	16	VALVE SPRING Spring	54	VS-1575 Std Only VINTAGE; 2.1250" Free Height	
	16	VALVE SEAL Valve Stem Seal	54	ST-2001 Std Only Positive type; Installation requires valve guide machining; (RBBTF) Rubber/PTFE	
	16	Valve Stem Seal	54	MV-1599C Std Only Umbrella type; (RBB) Rubber	
	16	Valve Stem Seal Bulk	54	ST-2001BC Std Only Positive type; Installation requires valve guide machining; Carton of 100; (RBBTF) Rubber/PTFE	
	16	Valve Stem Seal Bulk	54	MV-1599 Std Only Umbrella type; Carton of 100; (RBB) Rubber	
	32	VALVE, MISC Keeper	54	VK-115A Std Only 1 groove; Square cut key groove; Carton pack 24	
	32	Keeper	54	VK-115 Std Only 1 groove; Square cut key groove; Carton pack 32	
	32	Keeper	54	VK-115R Std Only 1 groove; Square cut key groove; Hardened	
	32	Keeper, Bulk	54	VK-115B Std Only 1 groove; Square cut key groove; Carton of 1000	

BLOCK	QTY	PART NO.	YEARS	DESCRIPTION	BLOCK
	1	RINGS Standard Set	54	5155X Std Only VINTAGE; 2-3/32, 1-3/16; Iron	
	8	SLEEVE Repair Sleeve	54	SL-17M Std Only VINTAGE; 3/32" wall, must be cut to correct length & notched	
	1	ENGINE BEARINGS Main Set	54	884M Std-10-20-30-40-50 VINTAGE	
	1	Rod Set	54	8-2000CPA Std-10-20-30-40 VINTAGE	
	8	Rod Pair	54	2000CPA Std-1-10-20-30-40 VINTAGE	
	1	Cam Set	54	1223M Std Only VINTAGE; w/Cross-drilled No. 3 cam journal	

29 256 4.2L (4196cc) OHV V8 (16 Valve) (Mercury), 3.625" Bore (Ford Eng.), 4 Bbl. 1954

	1	TIMING Crank Sprocket	54	223-250 Exc. Ford Club Base, Custom Base; VINTAGE; Use w/silent type chain; 21 Teeth
	1	Cam Sprocket	54	223-249 Exc. Ford Club Base, Custom Base; VINTAGE; Use w/silent type chain; 42 Teeth
	16	CAMSHAFT/LIFTER Lifter	54	AT-892 Std Only VINTAGE; Mech.; 2.380" Length

(continued on next page)

Ford Car (Incl. Edsel, Ford, Lincoln, Mercury)

256 4.2L (4196cc) OHV V8 (16 Valve) (Mercury), 3.625" Bore (Ford Eng.), 4 Bbl. 1954 29
(cont.)

VALVE TRAIN	QTY	PART NO.	YEARS	DESCRIPTION
	16	PUSH ROD Push Rod	54	RP-3017 Std Only VINTAGE; 8.2580" O.A.L.
	8	VALVE Exhaust	54	V-1127 Std Only VINTAGE; Rototype; Free valve; 1.5100" Head Dia., 0.3418" Stem Dia., 5.0900" O.A.L.
	8	Intake	54	V-1115 Std Only VINTAGE; 1.7800" Head Dia., 0.3421" Stem Dia., 5.1100" O.A.L.
	16	VALVE SPRING Spring	54	VS-1575 Std Only VINTAGE; 2.1250" Free Height
	16	VALVE SEAL Valve Stem Seal	54	ST-2001 Std Only Positive type; Installation requires valve guide machining; (RBBTF) Rubber/PTFE
	16	Valve Stem Seal	54	MV-1599C Std Only Umbrella type; (RBB) Rubber
	16	Valve Stem Seal Bulk	54	ST-2001BC Std Only Positive type; Installation requires valve guide machining; Carton of 100; (RBBTF) Rubber/PTFE
	16	Valve Stem Seal Bulk	54	MV-1599 Std Only Umbrella type; Carton of 100; (RBB) Rubber
	32	VALVE, MISC Keeper	54	VK-115A Std Only 1 groove; Square cut key groove; Carton pack 24
	32	Keeper	54	VK-115 Std Only 1 groove; Square cut key groove; Carton pack 32
	32	Keeper	54	VK-115R Std Only 1 groove; Square cut key groove; Hardened
	32	Keeper, Bulk	54	VK-115B Std Only 1 groove; Square cut key groove; Carton of 1000
	1	RINGS Standard Set	54	5155X Std Only VINTAGE; 2-3/32, 1-3/16; Iron
	8	SLEEVE Repair Sleeve	54	SL-17M Std Only VINTAGE; 3/32" wall, must be cut to correct length & notched
	1	ENGINE BEARINGS Main Set	54	884M Std-10-20-30-40-50 VINTAGE
	1	Rod Set	54	8-2000CPA Std-10-20-30-40 VINTAGE
	8	Rod Pair	54	2000CPA Std-1-10-20-30-40 VINTAGE
	1	Cam Set	54	1223M Std Only VINTAGE; w/Cross-drilled No. 3 cam journal

260 4.3L (4261cc) OHV V8 (16 Valve), 3.7969" Bore (Ford Eng.), 2 Bbl. "VIN F" 1965-1962 30

VALVE TRAIN	QTY	PART NO.	YEARS	DESCRIPTION
	1	TIMING 3 Piece Set	65-62	KT3-356S VINTAGE; (1) 222-356; (1) 223-326; (1) 223-327
	16	CAMSHAFT/LIFTER Lifter	65-62	HT-900 Std Only Hyd.
	16	Lifter, Bulk	65-62	HT-900B Std Only Hyd.; Carton of 122
	16	PUSH ROD Push Rod	65-62	RP-3167 Std Only 6.8760" O.A.L.
	16	Push Rod	65-62	RP-3223R Std Only Chrome-Moly; 6.8850" O.A.L.
	16	Push Rod, Bulk	65-62	BRP-3167 Std Only Carton of 100; 6.8760" O.A.L.
	16	ROCKER PARTS Arm Assy.	65-62	R-836 Std Only VINTAGE; Incl. arm, ball & nut; Flat style rockers
	16	Arm Assy., Bulk	65-62	R-836B Std Only VINTAGE; Incl. arm, ball & nut; Flat style rockers; Carton of 64
	16	Arm	65-62	R-836A Std Only VINTAGE; Flat style rockers
	16	Rocker Arm Ball	65-62	MR-1809 Std Only
	16	Rocker Arm Ball	65-62	MR-1809B Std Only Carton of 500
	16	Nut	65-62	MR-1751 Std Only Self-locking, 3/8" x 24 threads
	8	VALVE Exhaust	65-64	V-1710 Std Only VINTAGE; 1.4500" Head Dia., 0.3420" Stem Dia., 4.8630" O.A.L.
	8	Exhaust	63-62	V-1613 Std Only VINTAGE; 1.3880" Head Dia., 0.3095" Stem Dia., 4.8630" O.A.L.
	8	Intake	65-64	V-1711 Std Only VINTAGE; 1.6690" Head Dia., 0.3420" Stem Dia., 4.8630" O.A.L.
	16	VALVE GUIDE Guide	65-64	VG-5061 Std Only 0.3430" ID, 2.3800" O.A.L.
	16	Guide	63-62	VG-5009 Std Only 0.3120" ID, 1.8800" O.A.L.
	16	VALVE SPRING Spring	65-62	VS-1575 Std Only VINTAGE; 2.1250" Free Height
	16	VALVE SEAL Valve Stem Seal	65-64	ST-2001 Std Only Positive type; Installation requires valve guide machining; (RBBTF) Rubber/PTFE
	16	Valve Stem Seal	65-62	MV-1796C Std Only Umbrella type; Fits Std. to .015" O/S valve stem; (RBB) Rubber
	16	Valve Stem Seal	65-64	MV-1903 Std Only Use w/repair guide; Positive type; (RBB) Rubber

(continued on next page)

Ford Car (Incl. Edsel, Ford, Lincoln, Mercury)

30 260 4.3L (4261cc) OHV V8 (16 Valve), 3.7969" Bore (Ford Eng.), 2 Bbl. "VIN F" 1965-1962
(cont.)

QTY	VALVE SEAL (cont.)	YEARS	PART NO.	DESCRIPTION
16	Valve Stem Seal	63-62	ST-2005 Std Only	Positive type; Installation requires valve guide machining; (RBBTF) Rubber/PTFE
16	Valve Stem Seal Bulk	65-64	ST-2001BC Std Only	Positive type; Installation requires valve guide machining; Carton of 100; (RBBTF) Rubber/PTFE
16	Valve Stem Seal Bulk	65-62	MV-1796 Std Only	Umbrella type; Fits Std. to .015" O/S valve stem; Carton of 100; (RBB) Rubber
VALVE TRAIN	VALVE SEAT	YEARS	PART NO.	DESCRIPTION
8	Seat	65-64	245-1562-1 Std Only	Loc. Exh.; 1.5675" OD, 1.3125" ID, 0.2160" Depth
8	Seat	65-64	245-1562-1N Std Only	Loc. Exh.; Premium Material; 1.5675" OD, 1.3125" ID, 0.2160" Depth
8	Seat	65-64	245-1750-1N Std Only	Loc. Int.; Premium Material; 1.7555" OD, 1.5000" ID, 0.2480" Depth
8	Seat	65-64	245-1750-1 Std Only	VINTAGE; Loc. Int.; 1.7555" OD, 1.5000" ID, 0.2480" Depth
8	Seat	63-62	245-1500-1 Std Only	Loc. Exh.; 1.5045" OD, 1.2500" ID, 0.2160" Depth
8	Seat	63-62	245-1500-1N Std Only	Loc. Exh.; Premium Material; 1.5045" OD, 1.2500" ID, 0.2160" Depth
8	Seat	63-62	245-1687-2 Std Only	Loc. Int.; 1.6925" OD, 1.4375" ID, 0.2160" Depth
8	Seat	63-62	245-1687-2N Std Only	Loc. Int.; Premium Material; 1.6925" OD, 1.4375" ID, 0.2160" Depth
VALVE TRAIN	VALVE, MISC	YEARS	PART NO.	DESCRIPTION
32	Keeper	65-64	VK-115A Std Only	1 groove; Square cut key groove; Carton pack 24
32	Keeper	65-64	VK-115 Std Only	1 groove; Square cut key groove; Carton pack 32
32	Keeper	65-64	VK-115R Std Only	1 groove; Square cut key groove; Hardened
32	Keeper	63-62	VK-144 Std Only	1 groove; Square cut key groove
32	Keeper	63-62	VK-144R Std Only	1 groove; Square cut key groove; Hardened
32	Keeper, Bulk	65-64	VK-115B Std Only	1 groove; Square cut key groove; Carton of 1000
16	Spring Insert	65-62	259-102C Std Only	.015"; Carton of 100
16	Spring Insert	65-62	259-102B Std Only	.030"; Carton of 100
16	Spring Insert	65-62	259-102A Std Only	.060"; Carton of 100
16	Spring Insert	65-62	259-502A Std Only	.060"; Carton of 50; O/S O.D. 1.542"
BLOCK	RINGS	YEARS	PART NO.	DESCRIPTION
1	Standard Set	65-62	E-175X Std-30-40-60	VINTAGE; 1-5/64, 1-3/32, 1-3/16; Iron
BLOCK	ENGINE BEARINGS	YEARS	PART NO.	DESCRIPTION
1	Main Set	65-62	7151M 10 10-20-30	.020" O/S length flange brg.
1	Main Set	65-62	4125MA Std-1-10-20-30-40-60	A-Series aluminum bearings ; Incl. contoured design thrust brg.
1	Main Set	65-62	4125M Std-1-10-20-30-40	Incl. contoured design thrust brg.
1	Main Set	65-62	129M Std-1-1X-10	Race Performance; 3/4 grooved
1	Main Set	65-62	C129M Std-1X-10	Race Performance; 3/4 grooved; DUROSHIELD® coated bearings
1	Rod Set	65-62	8-2600CP Std-1-10-20-30-40	8-2600CA 60 avail. as unplated & resizeable
1	Rod Set	65-62	8-2600A Std-1-10-20-30-40-60	A-Series aluminum bearings
1	Rod Set	65-62	8-7160CH Std-1X-10	Race Performance
1	Rod Set	65-62	C8-7160CH Std-10	Race Performance; Coated bearings
1	Rod Set	65-62	8-2600CA 60 60	Unplated & resizeable
8	Rod Pair	65-62	2600CP Std-1-10-20-30	
8	Rod Pair	65-62	2600A Std-10-20-30	A-Series aluminum bearings
1	Cam Set	65-62	1204M Std-10	Babbitt material; Full round design
BLOCK	OIL PUMP	YEARS	PART NO.	DESCRIPTION
1	Oil Pump	65-62	224-41118	
1	Oil Pump	65-62	224-43370	High Pressure
1	Oil Pump	65-62	224-41128	High Volume, check pan for clearance; Incl. inter. shaft
1	Inter. Shaft	65-62	224-61118	
1	Screen Assy.	65-62	224-11118	VINTAGE
BLOCK	GASKETS	YEARS	PART NO.	DESCRIPTION
1	Kit Gasket Set	65-62	260-1125T	PermaDryPlus® valve cover & oil pan gskts. incl.; Premium valve stem seals incl.; Improved Design
1	Kit Gasket Set	65-62	260-1082	Premium set; Hi-Perf.; Header gskts. incl.; Complete set
1	Kit Gasket Set	65-62	260-1125	Premium valve stem seals incl.
BLOCK	FREEZE PLUGS	YEARS	PART NO.	DESCRIPTION
1	Brass Block Plug Kit	65-62	381-8015	
1	Steel Block Plug Kit	65-62	381-4010	
1	Brass Deep Cup Freeze Plug	65-62	381-9002	1.500" Diameter, 0.375" Height
1	Steel Deep Cup Freeze Plug	65-62	381-3095	0.500" Diameter
1	Steel Deep Cup Freeze Plug	65-62	381-3038	0.750" Diameter
1	Steel Deep Cup Freeze Plug	65-62	381-3133	1.500" Diameter, 0.375" Height
1	Steel Deep Cup Freeze Plug	65-62	381-3195	2.156" Diameter

Ford Car (Incl. Edsel, Ford, Lincoln, Mercury)

272 4.5L (4458cc) OHV V8 (16 Valve), 3.625" Bore (Ford Eng.), 2 Bbl. "VIN B" 1957 31

QTY	TIMING	YEARS	PART NO.	DESCRIPTION
1	Timing Chain	57	222-354	VINTAGE; Silent type; 1" wide chain; 56 Links
1	Crank Sprocket	57	223-250	VINTAGE; Use w/silent type chain; 21 Teeth
1	Cam Sprocket	57	223-249	VINTAGE; Use w/silent type chain; 42 Teeth
QTY	CAMSHAFT/LIFTER	YEARS	PART NO.	DESCRIPTION
1	Camshaft	57	CS-210	VINTAGE; 14 teeth on dist. drive gear; Shaft has oil groove in No. 3 journal; Mechanical, (050) Duration at .050 Lobe Lift, 196 Exh., 197 Int., 113 Degrees Lobe Separation
1	Prelube		55-403 Std Only	1.5 oz. packet
1	Prelube		55-400 Std Only	4 oz. bottle; 1.5 oz. packet No. 55-403 also avail.
16	Lifter	57	AT-892 Std Only	VINTAGE; Mech.; 2.380" Length
QTY	PUSH ROD	YEARS	PART NO.	DESCRIPTION
16	Push Rod	57	RP-3022 Std Only	VINTAGE; 8.3400" O.A.L.
QTY	VALVE	YEARS	PART NO.	DESCRIPTION
8	Exhaust	57	V-1127 Std Only	VINTAGE; Rototype; Free valve; 1.5100" Head Dia., 0.3418" Stem Dia., 5.0900" O.A.L.
8	Intake	57	V-1285 Std Only	VINTAGE; 1.9250" Head Dia., 0.3421" Stem Dia., 5.1100" O.A.L.
QTY	VALVE GUIDE	YEARS	PART NO.	DESCRIPTION
8	Guide	57	VG-5034 Std Only	Loc. Exh.; Cut to fit; 0.3430" ID, 2.5000" O.A.L
QTY	VALVE SPRING	YEARS	PART NO.	DESCRIPTION
16	Spring	57	VS-1575 Std Only	VINTAGE; 2.1250" Free Height
QTY	VALVE SEAL	YEARS	PART NO.	DESCRIPTION
16	Valve Stem Seal	57	ST-2001 Std Only	Positive type; Installation requires valve guide machining; (RBBTF) Rubber/PTFE
16	Valve Stem Seal	57	MV-1599C Std Only	Umbrella type; (RBB) Rubber
16	Valve Stem Seal	57	MV-1903 Std Only	Use w/VG-5034 repair guide; Positive type; (RBB) Rubber
16	Valve Stem Seal Bulk	57	ST-2001BC Std Only	Positive type; Installation requires valve guide machining; Carton of 100; (RBBTF) Rubber/PTFE
16	Valve Stem Seal Bulk	57	MV-1599 Std Only	Umbrella type; Carton of 100; (RBB) Rubber
QTY	VALVE SEAT	YEARS	PART NO.	DESCRIPTION
8	Seat	57	245-1562-2 Std Only	Loc. Exh.; 1.5675" OD, 1.3125" ID, 0.2480" Depth
8	Seat	57	245-1562-2N Std Only	Loc. Exh.; Premium Material; 1.5675" OD, 1.3125" ID, 0.2480" Depth
8	Seat	57	245-2000-1 Std Only	Loc. Int.; 2.0055" OD, 1.7500" ID, 0.2160" Depth
QTY	VALVE, MISC	YEARS	PART NO.	DESCRIPTION
32	Keeper	57	VK-115A Std Only	1 groove; Square cut key groove; Carton pack 24
32	Keeper	57	VK-115 Std Only	1 groove; Square cut key groove; Carton pack 32
32	Keeper	57	VK-115R Std Only	1 groove; Square cut key groove; Hardened
32	Keeper, Bulk	57	VK-115B Std Only	1 groove; Square cut key groove; Carton of 1000
16	Spring Insert	57	259-102C Std Only	.015"; Carton of 100
16	Spring Insert	57	259-102B Std Only	.030"; Carton of 100
16	Spring Insert	57	259-102A Std Only	.060"; Carton of 100
16	Spring Insert	57	259-502A Std Only	.060"; Carton of 50; O/S O.D. 1.542"
QTY	PISTON	YEARS	PART NO.	DESCRIPTION
8	Pin Bushing	57	1834V	VINTAGE; 1.306" length
QTY	RINGS	YEARS	PART NO.	DESCRIPTION
1	Standard Set	57	5155X Std Only	VINTAGE; 2-3/32, 1-3/16; Iron
QTY	ENGINE BEARINGS	YEARS	PART NO.	DESCRIPTION
1	Main Set	57	884M Std-10-20-30-40-50	VINTAGE
1	Rod Set	57	8-2000CPA Std-10-20-30-40	VINTAGE
8	Rod Pair	57	2000CPA Std-1-10-20-30-40	VINTAGE
1	Cam Set	57	1223M Std Only	VINTAGE; w/Cross-drilled No. 3 cam journal
1	Cam Set	57	1160M Std Only	VINTAGE; w/Grooved No. 3 cam journal
QTY	OIL PUMP	YEARS	PART NO.	DESCRIPTION
1	Oil Pump	57	224-41123	VINTAGE
1	Pump Repair Kit	57	224-51297	VINTAGE; Rotor type
1	Inter. Shaft	57	224-61123	VINTAGE

272 4.5L (4458cc) OHV V8 (16 Valve), 3.625" Bore (Ford Eng.), 4 Bbl. "VIN M" 1955 32

QTY	TIMING	YEARS	PART NO.	DESCRIPTION
1	Timing Chain	55	222-354	VINTAGE; Silent type; 1" wide chain; 56 Links
1	Crank Sprocket	55	223-250	VINTAGE; Use w/silent type chain; 21 Teeth
1	Cam Sprocket	55	223-249	VINTAGE; Use w/silent type chain; 42 Teeth
QTY	CAMSHAFT/LIFTER	YEARS	PART NO.	DESCRIPTION
16	Lifter	55	AT-892 Std Only	VINTAGE; Mech.; 2.380" Length
QTY	PUSH ROD	YEARS	PART NO.	DESCRIPTION
16	Push Rod	55	RP-3017 Std Only	VINTAGE; 8.2580" O.A.L.

(continued on next page)

Ford Car (Incl. Edsel, Ford, Lincoln, Mercury)

32 272 4.5L (4458cc) OHV V8 (16 Valve), 3.625" Bore (Ford Eng.), 4 Bbl. "VIN M" 1955
(cont.)

	QTY	VALVE	YEARS	PART NO.	DESCRIPTION
VALVE TRAIN	8	Exhaust	55	V-1127 Std Only	VINTAGE; Rototype; Free valve; 1.5100" Head Dia., 0.3418" Stem Dia., 5.0900" O.A.L.
	8	Intake	55	V-1115 Std Only	VINTAGE; 1.7800" Head Dia., 0.3421" Stem Dia., 5.1100" O.A.L.
	8	VALVE GUIDE Guide	55	VG-5034 Std Only	Loc. Exh.; Cut to fit; 0.3430" ID, 2.5000" O.A.L.
	16	VALVE SPRING Spring	55	VS-1575 Std Only	VINTAGE; 2.1250" Free Height
	16	VALVE SEAL Valve Stem Seal	55	ST-2001 Std Only	Positive type; Installation requires valve guide machining; (RBBTF) Rubber/PTFE
	16	Valve Stem Seal	55	MV-1599C Std Only	Umbrella type; (RBB) Rubber
	16	Valve Stem Seal	55	MV-1903 Std Only	Use w/VG-5034 repair guide; Positive type; (RBB) Rubber
	16	Valve Stem Seal Bulk	55	ST-2001BC Std Only	Positive type; Installation requires valve guide machining; Carton of 100; (RBBTF) Rubber/PTFE
	16	Valve Stem Seal Bulk	55	MV-1599 Std Only	Umbrella type; Carton of 100; (RBB) Rubber
	8	VALVE SEAT Seat	55	245-1562-2 Std Only	Loc. Exh.; 1.5675" OD, 1.3125" ID, 0.2480" Depth
	8	Seat	55	245-1562-2N Std Only	Loc. Exh.; Premium Material; 1.5675" OD, 1.3125" ID, 0.2480" Depth
	8	Seat	55	245-1812-3 Std Only	Loc. Int.; 1.8175" OD, 1.5000" ID, 0.2160" Depth
	32	VALVE, MISC Keeper	55	VK-115A Std Only	1 groove; Square cut key groove; Carton pack 24
	32	Keeper	55	VK-115 Std Only	1 groove; Square cut key groove; Carton pack 32
	32	Keeper	55	VK-115R Std Only	1 groove; Square cut key groove; Hardened
	32	Keeper, Bulk	55	VK-115B Std Only	1 groove; Square cut key groove; Carton of 1000
16	Spring Insert	55	259-102C Std Only	.015"; Carton of 100	
16	Spring Insert	55	259-102B Std Only	.030"; Carton of 100	
16	Spring Insert	55	259-102A Std Only	.060"; Carton of 100	
16	Spring Insert	55	259-502A Std Only	.060"; Carton of 50; O/S O.D. 1.542"	
BLOCK	8	PISTON Pin Bushing	55	1834V	VINTAGE; 1.306" length
	1	RINGS Standard Set	55	5155X Std Only	VINTAGE; 2-3/32, 1-3/16; Iron
	1	ENGINE BEARINGS Main Set	55	884M Std-10-20-30-40-50	VINTAGE
	1	Rod Set	55	8-2000CPA Std-10-20-30-40	VINTAGE
	8	Rod Pair	55	2000CPA Std-1-10-20-30-40	VINTAGE
	1	Cam Set	55	1223M Std Only	VINTAGE; w/Cross-drilled No. 3 cam journal
	1	Cam Set	55	1160M Std Only	VINTAGE; w/Grooved No. 3 cam journal
1	OIL PUMP Oil Pump	55	224-41123	VINTAGE	
1	Pump Repair Kit	55	224-51297	VINTAGE; Rotor type	
1	Inter. Shaft	55	224-61123	VINTAGE	

33 272 4.5L (4458cc) OHV V8 (16 Valve), 3.625" Bore (Ford Eng.), 2 Bbl. "VIN U" 1956-1955

	QTY	TIMING	YEARS	PART NO.	DESCRIPTION
VALVE TRAIN	1	Timing Chain	56-55	222-354	VINTAGE; Silent type; 1" wide chain; 56 Links
	1	Crank Sprocket	56-55	223-250	VINTAGE; Use w/silent type chain; 21 Teeth
	1	Cam Sprocket	56-55	223-249	VINTAGE; Use w/silent type chain; 42 Teeth
	1	CAMSHAFT/LIFTER Camshaft	56	CS-210	VINTAGE; 14 teeth on dist. drive gear; Shaft has oil groove in No. 3 journal; Mechanical, (050) Duration at .050 Lobe Lift, 196 Exh., 197 Int., 113 Degrees Lobe Separation
	1	Prelube		55-403 Std Only	1.5 oz. packet
	1	Prelube		55-400 Std Only	4 oz. bottle; 1.5 oz. packet No. 55-403 also avail.
	16	Lifter	56-55	AT-892 Std Only	VINTAGE; Mech.; 2.380" Length
	16	PUSH ROD Push Rod	56	RP-3022 Std Only	VINTAGE; 8.3400" O.A.L.
	16	Push Rod	55	RP-3017 Std Only	VINTAGE; 8.2580" O.A.L.
	8	VALVE Exhaust	56-55	V-1127 Std Only	VINTAGE; Rototype; Free valve; 1.5100" Head Dia., 0.3418" Stem Dia., 5.0900" O.A.L.
	8	Intake	56-55	V-1115 Std Only	VINTAGE; 1.7800" Head Dia., 0.3421" Stem Dia., 5.1100" O.A.L.

(continued on next page)

Ford Car (Incl. Edsel, Ford, Lincoln, Mercury)

272 4.5L (4458cc) OHV V8 (16 Valve), 3.625" Bore (Ford Eng.), 2 Bbl. "VIN U" 1956-1955 33
(cont.)

VALVE TRAIN	QTY	VALVE GUIDE	YEARS	PART NO.	DESCRIPTION
	8	Guide	56-55	VG-5034 Std Only	Loc. Exh.; Cut to fit; 0.3430" ID, 2.5000" O.A.L
	16	Spring	56-55	VS-1575 Std Only	VINTAGE; 2.1250" Free Height
	16	Valve Stem Seal	56-55	ST-2001 Std Only	Positive type; Installation requires valve guide machining; (RBBTF) Rubber/PTFE
	16	Valve Stem Seal	56-55	MV-1599C Std Only	Umbrella type; (RBB) Rubber
	16	Valve Stem Seal	56-55	MV-1903 Std Only	Use w/VG-5034 repair guide; Positive type; (RBB) Rubber
	16	Valve Stem Seal Bulk	56-55	ST-2001BC Std Only	Positive type; Installation requires valve guide machining; Carton of 100; (RBBTF) Rubber/PTFE
	16	Valve Stem Seal Bulk	56-55	MV-1599 Std Only	Umbrella type; Carton of 100; (RBB) Rubber
	8	Seat	56-55	245-1562-2 Std Only	Loc. Exh.; 1.5675" OD, 1.3125" ID, 0.2480" Depth
	8	Seat	56-55	245-1562-2N Std Only	Loc. Exh.; Premium Material; 1.5675" OD, 1.3125" ID, 0.2480" Depth
	8	Seat	56-55	245-1812-3 Std Only	Loc. Int.; 1.8175" OD, 1.5000" ID, 0.2160" Depth
	32	Keeper	56-55	VK-115A Std Only	1 groove; Square cut key groove; Carton pack 24
	32	Keeper	56-55	VK-115 Std Only	1 groove; Square cut key groove; Carton pack 32
	32	Keeper	56-55	VK-115R Std Only	1 groove; Square cut key groove; Hardened
	32	Keeper, Bulk	56-55	VK-115B Std Only	1 groove; Square cut key groove; Carton of 1000
	16	Spring Insert	56-55	259-102C Std Only	.015"; Carton of 100
	16	Spring Insert	56-55	259-102B Std Only	.030"; Carton of 100
	16	Spring Insert	56-55	259-102A Std Only	.060"; Carton of 100
	16	Spring Insert	56-55	259-502A Std Only	.060"; Carton of 50; O/S O.D. 1.542"
	8	Pin Bushing	56-55	1834V	VINTAGE; 1.306" length
	1	Standard Set	56-55	5155X Std Only	VINTAGE; 2-3/32, 1-3/16; Iron
	1	Main Set	56-55	884M Std-10-20-30-40-50	VINTAGE
	1	Rod Set	56-55	8-2000CPA Std-10-20-30-40	VINTAGE
	8	Rod Pair	56-55	2000CPA Std-1-10-20-30-40	VINTAGE
	1	Cam Set	56-55	1223M Std Only	VINTAGE; w/Cross-drilled No. 3 cam journal
	1	Cam Set	56-55	1160M Std Only	VINTAGE; w/Grooved No. 3 cam journal
	1	Oil Pump	56-55	224-41123	VINTAGE
	1	Pump Repair Kit	56-55	224-51297	VINTAGE; Rotor type
	1	Inter. Shaft	56-55	224-61123	VINTAGE

289 4.7L (4737cc) OHV V8 (16 Valve), 4" Bore (Ford Eng.), 4 Bbl. "VIN A" 1968-1964 34

VALVE TRAIN	QTY	TIMING	YEARS	PART NO.	DESCRIPTION
	1	3 Piece Set	68-66	KT3-358S	VINTAGE; w/13/32" wide timing teeth; Incl. silent type chain; w/1 pc. fuel pump ecc.; (1) 222-358; (1) 223-406; (1) 223-431
	1	3 Piece Set	65	KT3-358S	VINTAGE; From Change L-7; w/13/32" wide timing teeth; Incl. silent type chain; w/1 pc. fuel pump ecc.; (1) 222-358; (1) 223-406; (1) 223-431
	1	3 Piece Set	65	KT3-356S	VINTAGE; To Change L-7; w/17/32" wide timing teeth; (1) 222-356; (1) 223-326; (1) 223-327
	1	3 Piece Set	64	KT3-356S	VINTAGE; w/17/32" wide timing teeth; (1) 222-356; (1) 223-326; (1) 223-327
	1	Timing Chain	68-66	222-358	Silent type; 58 Links
	1	Timing Chain	65	222-358	From Change L-7; Silent type; 58 Links
	1	Crank Sprocket	68-66	223-431	If engine is equipped with an oil shield, the oil shield must be discarded when installing crank sprocket 223-431; Use w/Silent type chain; 21 Teeth
	1	Crank Sprocket	65	223-431	From Change L-7; If engine is equipped with an oil shield, the oil shield must be discarded when installing crank sprocket 223-431; Use w/Silent type chain; 21 Teeth
	1	Crank Sprocket	64	223-431	If engine is equipped with an oil shield, the oil shield must be discarded when installing crank sprocket 223-431; Use w/Silent type chain; 21 Teeth
	1	Cam Sprocket	68-66	223-406	VINTAGE; 42 Teeth
	1	Cam Sprocket	65	223-406	VINTAGE; From Late 1965; 42 Teeth
	1	Camshaft	68-64	CS-560	VINTAGE; Hyd.; Hydraulic, (050) Duration at .050 Lobe Lift, 189 Exh., 184 Int., 112 Degrees Lobe Separation
	1	Pre-lube		55-403 Std Only	1.5 oz. packet

(continued on next page)

Ford Car (Incl. Edsel, Ford, Lincoln, Mercury)

34 289 4.7L (4737cc) OHV V8 (16 Valve), 4" Bore (Ford Eng.), 4 Bbl. "VIN A" 1968-1964
(cont.)

QTY	CAMSHAFT/LIFTER (cont.)	YEARS	PART NO.	DESCRIPTION
1	Prelube		55-400 Std Only	4 oz. bottle; 1.5 oz. packet No. 55-403 also avail.
16	Lifter	68-64	HT-900 Std Only	Hyd.
16	Lifter	68-64	HT-900R Std Only	Speed-Pro Hi-Revolution Hyd.; Use w/adj. rocker assy.
16	Lifter, Bulk	68-64	HT-900B Std Only	Hyd.; Carton of 122
16	Lifter, Bulk	68-64	HT-900RB Std Only	Speed-Pro Hi-Revolution Hyd.; Use w/adj. rocker assy.; Carton of 122
QTY	PUSH ROD	YEARS	PART NO.	DESCRIPTION
16	Push Rod	68-64	RP-3222R Std Only	Chrome-Moly; 6.8040" O.A.L.
16	Push Rod	68-64	RP-3165 Std Only	VINTAGE; 6.8010" O.A.L.
16	Push Rod, Bulk	68-64	BRP-3165 Std Only	VINTAGE; Carton of 100; 6.8010" O.A.L.
QTY	ROCKER PARTS	YEARS	PART NO.	DESCRIPTION
16	Arm Assy.	68-64	R-836 Std Only	VINTAGE; Incl. arm, ball & nut; Flat style rockers
16	Arm Assy.	68-64	R-847 Std Only	VINTAGE; Incl. arm, ball & nut; rail style rockers; Cast iron; w/stud type mount; Incl. 3/8" nut; Incl. 5/16" nut
16	Arm Assy., Bulk	68-64	R-836B Std Only	VINTAGE; Incl. arm, ball & nut; Flat style rockers; Carton of 64
16	Arm Assy., Bulk	68-64	R-847B Std Only	VINTAGE; Incl. arm, ball & nut; rail style rockers; Cast iron; w/stud type mount; Incl. 3/8" nut; Incl. 5/16" nut; Carton of 64
16	Arm	68-64	R-836A Std Only	VINTAGE; Flat style rockers
16	Arm	68-64	R-847A Std Only	VINTAGE; Rail style rockers; Cast iron; w/stud type mount
16	Rocker Arm Ball	68-64	MR-1809 Std Only	
16	Rocker Arm Ball	68-64	MR-1809B Std Only	Carton of 500
16	Nut	68-64	MR-1823 Std Only	5/16" x 24
16	Nut	68-64	MR-1751 Std Only	Self-locking, 3/8" x 24 threads
16	Stud	68-64	MR-1902 Std Only	.006" O/S, .378" X 24 x 2.600"
16	Stud	68-64	MR-1901 Std Only	3/8" x 24 x 2.600"
QTY	VALVE	YEARS	PART NO.	DESCRIPTION
8	Exhaust	68-67	V-1784 Std-15	VINTAGE; 1.4500" Head Dia., 0.3415" Stem Dia., 4.8730" O.A.L.
8	Exhaust	66	V-1784 Std-15	VINTAGE; From 10/4/65; 1.4500" Head Dia., 0.3415" Stem Dia., 4.8730" O.A.L.
8	Exhaust	66	V-1710 Std Only	VINTAGE; To 10/4/65; 1.4500" Head Dia., 0.3420" Stem Dia., 4.8630" O.A.L.
8	Exhaust	65-64	V-1710 Std Only	VINTAGE; 1.4500" Head Dia., 0.3420" Stem Dia., 4.8630" O.A.L.
8	Exhaust, Bulk	68-67	V-1784B 15 15	VINTAGE; Carton of 25; 1.4500" Head Dia., 0.3565" Stem Dia., 4.8730" O.A.L.
8	Exhaust, Bulk	66	V-1784B 15 15	VINTAGE; From 10/4/65; Carton of 25; 1.4500" Head Dia., 0.3565" Stem Dia., 4.8730" O.A.L.
8	Intake	68-67	V-1785 Std-15	VINTAGE; 1.7740" Head Dia., 0.3420" Stem Dia., 4.8630" O.A.L.
8	Intake	66	V-1785 Std-15	VINTAGE; From 10/4/65; 1.7740" Head Dia., 0.3420" Stem Dia., 4.8630" O.A.L.
8	Intake	66	V-1783 Std Only	VINTAGE; To 10/4/65; 1.7800" Head Dia., 0.3420" Stem Dia., 4.8630" O.A.L.
8	Intake	65	V-1783 Std Only	VINTAGE; 1.7800" Head Dia., 0.3420" Stem Dia., 4.8630" O.A.L.
8	Intake	64	V-1711 Std Only	VINTAGE; 1.6690" Head Dia., 0.3420" Stem Dia., 4.8630" O.A.L.
8	Intake, Bulk	68-66	V-1785B Std-15	VINTAGE; Carton of 25; 1.7800" Head Dia., 0.3420" Stem Dia., 4.8730" O.A.L.
QTY	VALVE GUIDE	YEARS	PART NO.	DESCRIPTION
16	Guide	68-64	VG-5005H Std Only	Hardened; 0.3430" ID, 2.2500" O.A.L.
16	Guide	68-64	VG-5005 Std Only	Plain; 0.3430" ID, 2.2500" O.A.L.
16	Guide	68-64	VG-5005T Std Only	Threaded; 0.3425" ID, 2.2500" O.A.L.
16	Guide, Bulk	68-64	VG-5005B Std Only	Plain; Carton of 50; 0.3430" ID, 2.2500" O.A.L.
16	Guide, Bulk	68-64	VG-5005TB Std Only	Threaded; Carton of 50; 0.3425" ID, 2.2500" O.A.L.
QTY	VALVE SPRING	YEARS	PART NO.	DESCRIPTION
16	Spring	68	VS-672 Std Only	VINTAGE; 1.9700" Free Height
16	Spring	67	VS-672 Std Only	VINTAGE; From Change L-14; 1.9700" Free Height
16	Spring	67	VS-660 Std Only	VINTAGE; To Change L-14; 1.8600" Free Height
16	Spring	66	VS-660 Std Only	VINTAGE; From 10/4/65; 1.8600" Free Height
16	Spring	66	VS-1575 Std Only	VINTAGE; To 10/4/65; 2.1250" Free Height
16	Spring	65-64	VS-1575 Std Only	VINTAGE; 2.1250" Free Height
QTY	VALVE SEAL	YEARS	PART NO.	DESCRIPTION
16	Valve Stem Seal	68-64	ST-2001 Std Only	Positive type; Installation requires valve guide machining; (RBBTF) Rubber/PTFE
16	Valve Stem Seal	68-67	MV-1796C Std Only	Umbrella type; Fits Std. to .015" O/S valve stem; (RBB) Rubber

VALVE TRAIN

VALVE TRAIN

(continued on next page)

Ford Car (Incl. Edsel, Ford, Lincoln, Mercury)

289 4.7L (4737cc) OHV V8 (16 Valve), 4" Bore (Ford Eng.), 4 Bbl. "VIN A" 1968-1964 34
(cont.)

VALVE TRAIN	QTY	VALVE SEAL (cont.)	YEARS	PART NO.	DESCRIPTION
	16	Valve Stem Seal	68-64	MV-1903 Std Only	Use w/repair guide; Positive type; (RBB) Rubber
	16	Valve Stem Seal	66-64	MV-1765 Std Only	VINTAGE; Umbrella type; Carton of 100; (RBB) Rubber
	16	Valve Stem Seal Bulk	68-64	ST-2001BC Std Only	Positive type; Installation requires valve guide machining; Carton of 100; (RBBTF) Rubber/PTFE
	16	Valve Stem Seal Bulk	68-67	MV-1796 Std Only	Umbrella type; Fits Std. to .015" O/S valve stem; Carton of 100; (RBB) Rubber
	QTY	VALVE SEAT	YEARS	PART NO.	DESCRIPTION
	8	Seat	68-64	245-1562-1 Std Only	Loc. Exh.; 1.5675" OD, 1.3125" ID, 0.2160" Depth
	8	Seat	68-64	245-1562-1N Std Only	Loc. Exh.; Premium Material; 1.5675" OD, 1.3125" ID, 0.2160" Depth
	8	Seat	68-65	245-1750-2 Std Only	Loc. Int.; 1.7550" OD, 1.5000" ID, 0.2160" Depth
	8	Seat	68-65	245-1750-2N Std Only	Loc. Int.; Premium Material; 1.7550" OD, 1.5000" ID, 0.2160" Depth
	8	Seat	64	245-1812-3 Std Only	Loc. Int.; 1.8175" OD, 1.5000" ID, 0.2160" Depth
	QTY	VALVE, MISC	YEARS	PART NO.	DESCRIPTION
	32	Keeper	68-64	VK-115A Std Only	1 groove; Square cut key groove; Carton pack 24
	32	Keeper	68-64	VK-115 Std Only	1 groove; Square cut key groove; Carton pack 32
	32	Keeper	68-64	VK-115R Std Only	1 groove; Square cut key groove; Hardened
	32	Keeper, Bulk	68-64	VK-115B Std Only	1 groove; Square cut key groove; Carton of 1000
	16	Spring Insert	68-64	259-102C Std Only	.015"; Carton of 100
	16	Spring Insert	68-64	259-102B Std Only	.030"; Carton of 100
	16	Spring Insert	68-64	259-102A Std Only	.060"; Carton of 100
	16	Spring Insert	68-64	259-502A Std Only	.060"; Carton of 50; O/S O.D. 1.542"
	QTY	PISTON	YEARS	PART NO.	DESCRIPTION
	8	Cast Piston	68-64	273AP Std-20-30-40-60	Cast; .9122" Pin Dia.; 2 Rings 5/64 Groove, 1 Ring 3/16 Groove, 1.585 CD, Flat Head w/4 valve reliefs - 8.2:1 C.R. w/64cc cyl. head
	8	Cast Piston	68-64	H273CP Std-20-30-40-60	Perf. or reg. duty operation; Use w/E-251K, E-251KC or E-251X ring set; Hypereutectic; .9122" Pin Dia.; 2 Rings 5/64 Groove, 1 Ring 3/16 Groove, 1.605 CD, Flat, 4 reliefs; DUROSHIELD® skirt coated piston
	8	Cast Piston - Individual	68-64	W273AP Std-20-30-40-60	Cast; .9122" Pin Dia.; 2 Rings 5/64 Groove, 1 Ring 3/16 Groove, 1.585 CD, Flat Head w/4 valve reliefs - 8.2:1 C.R. w/64cc cyl. head
	8	Cast Piston - Individual	68-64	WH273CP Std-20-30-40-60	Perf. or reg. duty operation; Use w/E-251K, E-251KC or E-251X ring set; Hypereutectic; .9122" Pin Dia.; 2 Rings 5/64 Groove, 1 Ring 3/16 Groove, 1.605 CD, Flat, 4 reliefs; DUROSHIELD® skirt coated piston
	1	Cast Piston Set w/Prem. Rings	68-64	8K273AP 30 30-40-60	Cast; .9122" Pin Dia.; 2 Rings 5/64 Groove, 1 Ring 3/16 Groove, 1.585 CD, Flat Head w/4 valve reliefs - 8.2:1 C.R. w/64cc cyl. head
	1	Cast Piston Set w/Prem. Rings	68-64	8KH273CP 30 30-40-60	Perf. or reg. duty operation; Cast; .9122" Pin Dia.; 2 Rings 5/64 Groove, 1 Ring 3/16 Groove, 1.605 CD, Flat Head w/4 valve reliefs; DUROSHIELD® skirt coated piston
	1	Cast Piston Set w/Econ. Rings	68-64	8X273AP 20 20-30-40-60	Cast; .9122" Pin Dia.; 2 Rings 5/64 Groove, 1 Ring 3/16 Groove, 1.585 CD, Flat Head w/4 valve reliefs - 8.2:1 C.R. w/64cc cyl. head
	8	POWERFORGED	68-64	L-2482F Std-20-30-40-60	Powerforged; 0.9122" Pin Dia.; 2 Rings 5/64 Groove, 1 Ring 3/16 Groove, 1.605 CD, Flat, 4 reliefs; DUROSHIELD® skirt coated piston
	8	POWERFORGED Piston-Individual	68-64	WL-2482F Std-20-30-40-60	Powerforged; 0.9122" Pin Dia.; 2 Rings 5/64 Groove, 1 Ring 3/16 Groove, 1.605 CD, Flat, 4 reliefs; DUROSHIELD® skirt coated piston
	1	POWERFORGED Piston Set w/Rings	68-64	8KL2482F 30 30-40-60	Powerforged; 0.9123" Pin Dia.; 2 Rings 5/64 Groove, 1 Ring 3/16 Groove, 1.605 CD, Flat Head w/4 valve reliefs. DUROSHIELD® skirt coated piston.
	QTY	RINGS	YEARS	PART NO.	DESCRIPTION
	1	Premium Set	68-64	E-251KC Std-20-30-40-60	2-5/64, 1-3/16; Premium Chrome
	1	Premium Set	68-64	E-251K Std-10-20-30-40-60	2-5/64, 1-3/16; Premium Moly
	1	Premium Set	68-64	R-9903 Std-20-30-60	2-5/64, 1-3/16; Speed-Pro plasma-moly Perf. ring set
	1	Standard Set	68-64	E-251X Std-10-20-30-40-60-80	2-5/64, 1-3/16; Iron
	8	Premium Single Cylinder Set	68-64	WE-251K Std-30-40-60	2-5/64, 1-3/16; Premium Moly
	8	Standard Single Cylinder Set	68-64	WE-251X Std-30-40-60	2-5/64, 1-3/16; Iron
	QTY	SLEEVE	YEARS	PART NO.	DESCRIPTION
	8	Repair Sleeve	68-64	SL-22Y Std Only	1/8" wall, must be cut to correct length; O.A.L. 10.250"
	8	Repair Sleeve	68-64	SL-22M Std Only	3/32" wall, must be cut to correct length; O.A.L. 10.250"
	QTY	ENGINE BEARINGS	YEARS	PART NO.	DESCRIPTION
	1	Main Set	68-64	7151M 10 10-20-30	.020" O/S length flange brg.
	1	Main Set	68-64	4125MA Std-1-10-20-30-40-60	A-Series aluminum bearings ; Incl. contoured design thrust brg.
	1	Main Set	68-64	4125M Std-1-10-20-30-40	Incl. contoured design thrust brg.

(continued on next page)

Ford Car (Incl. Edsel, Ford, Lincoln, Mercury)

34 289 4.7L (4737cc) OHV V8 (16 Valve), 4" Bore (Ford Eng.), 4 Bbl. "VIN A" 1968-1964
(cont.)

BLOCK	ENGINE BEARINGS				
	QTY	(cont.)	YEARS	PART NO.	DESCRIPTION
	1	Main Set	68-64	129M Std-1-1X-10	Race Performance; 3/4 grooved
	1	Main Set	68-64	C129M Std-1X-10	Race Performance; 3/4 grooved; DUROSHIELD® coated bearings
	1	Rod Set	68-64	8-2600CP Std-1-10-20-30-40	8-2600CA 60 avail. as unplated & resizeable
	1	Rod Set	68-64	8-2600A Std-1-10-20-30-40-60	A-Series aluminum bearings
	1	Rod Set	68-64	8-7160CH Std-1X-10	Race Performance
	1	Rod Set	68-64	C8-7160CH Std-10	Race Performance; Coated bearings
	1	Rod Set	68-64	8-2600CA 60 60	Unplated & resizeable
	8	Rod Pair	68-64	2600CP Std-1-10-20-30	
8	Rod Pair	68-64	2600A Std-10-20-30	A-Series aluminum bearings	
1	Cam Set	68-64	1204M Std-10	Babbitt material; Full round design	
BLOCK	OIL PUMP				
	QTY		YEARS	PART NO.	DESCRIPTION
	1	Oil Pump	68-64	224-41118	
	1	Oil Pump	68-64	224-43370	High Pressure
	1	Oil Pump	68-64	224-41128	High Volume, check pan for clearance; Incl. inter. shaft
	1	Inter. Shaft	68-64	224-61118	
	1	Screen Assy.	68-64	224-11118	VINTAGE
	GASKETS				
	QTY		YEARS	PART NO.	DESCRIPTION
	1	Kit Gasket Set	68-64	260-1125T	PermaDryPlus® valve cover & oil pan gskts. incl.; Premium valve stem seals incl.; Improved Design
1	Kit Gasket Set	68-64	260-1082	Premium set; Hi-Perf.; Header gskts. incl.; Complete set	
1	Kit Gasket Set	68-64	260-1125	Premium valve stem seals incl.	
FREEZE PLUGS					
QTY		YEARS	PART NO.	DESCRIPTION	
1	Brass Block Plug Kit	68-64	381-8015		
1	Steel Block Plug Kit	68-64	381-4010		
1	Brass Deep Cup Freeze Plug	68-64	381-9002	1.500" Diameter, 0.375" Height	
1	Steel Deep Cup Freeze Plug	68-64	381-3095	0.500" Diameter	
1	Steel Deep Cup Freeze Plug	68-64	381-3038	0.750" Diameter	
1	Steel Deep Cup Freeze Plug	68-64	381-3133	1.500" Diameter, 0.375" Height	
1	Steel Deep Cup Freeze Plug	68-64	381-3195	2.156" Diameter	
KITS	RE-RING KIT				
	YEARS	DESCRIPTION		PREMIUM KIT NO.	ECONOMY KIT NO.
	68-64	Premium gskt. set incl.; Premium valve stem seals incl.; Incl. A-Series aluminum bearings	Re-ring	205-653	205-153
68-64	Premium gskt. set incl.; Premium valve stem seals incl.; Incl. A-Series aluminum bearings ; Incl. contoured design thrust brg.	Re-ring w/Mains	205-653M	205-153M	

35 289 4.7L (4737cc) OHV V8 (16 Valve), 4" Bore (Ford Eng.), 2 Bbl. "VIN C" 1968-1963

VALVE TRAIN	QTY	TIMING	YEARS	PART NO.	DESCRIPTION
	1	3 Piece Set	68-66	KT3-358S	VINTAGE; w/13/32" wide timing teeth; Incl. silent type chain; w/1 pc. fuel pump ecc.; (1) 222-358; (1) 223-406; (1) 223-431
	1	3 Piece Set	65	KT3-358S	VINTAGE; From Change L-7; w/13/32" wide timing teeth; Incl. silent type chain; w/1 pc. fuel pump ecc.; (1) 222-358; (1) 223-406; (1) 223-431
	1	3 Piece Set	65	KT3-356S	VINTAGE; To Change L-7; w/17/32" wide timing teeth; (1) 222-356; (1) 223-326; (1) 223-327
	1	3 Piece Set	64-63	KT3-356S	VINTAGE; w/17/32" wide timing teeth; (1) 222-356; (1) 223-326; (1) 223-327
	1	Timing Chain	68-66	222-358	Silent type; 58 Links
	1	Timing Chain	65	222-358	From Change L-7; Silent type; 58 Links
	1	Timing Chain	64	222-358	Exc. Ford Club Wagon Base, Custom Base, Falcon Base, Mustang Base, Sunliner Base, Victoria Base; Silent type; 58 Links
	1	Timing Chain	63	222-358	Exc. Ford 300 Base, Club Wagon Base, Fairlane Base Mercury Country Cruiser Base, Meteor Base; Silent type; 58 Links
	1	Crank Sprocket	68-66	223-431	If engine is equipped with an oil shield, the oil shield must be discarded when installing crank sprocket 223-431; Use w/Silent type chain; 21 Teeth
1	Crank Sprocket	65	223-431	From Change L-7; If engine is equipped with an oil shield, the oil shield must be discarded when installing crank sprocket 223-431; Use w/Silent type chain; 21 Teeth	
1	Crank Sprocket	64-63	223-431	If engine is equipped with an oil shield, the oil shield must be discarded when installing crank sprocket 223-431; Use w/Silent type chain; 21 Teeth	
1	Cam Sprocket	68-66	223-406	VINTAGE; 42 Teeth	
1	Cam Sprocket	65	223-406	VINTAGE; From Late 1965; 42 Teeth	

(continued on next page)

Ford Car (Incl. Edsel, Ford, Lincoln, Mercury)

**289 4.7L (4737cc) OHV V8 (16 Valve), 4" Bore (Ford Eng.), 2 Bbl. "VIN C" 1968-1963 35
(cont.)**

QTY	CAMSHAFT/LIFTER	YEARS	PART NO.	DESCRIPTION
1	Camshaft	68-63	CS-560	VINTAGE; Hyd.; Hydraulic, (050) Duration at .050 Lobe Lift, 189 Exh., 184 Int., 112 Degrees Lobe Separation
1	Prelube		55-403 Std Only	1.5 oz. packet
1	Prelube		55-400 Std Only	4 oz. bottle; 1.5 oz. packet No. 55-403 also avail.
16	Lifter	68-63	HT-900 Std Only	Hyd.
16	Lifter	68-63	HT-900R Std Only	Speed-Pro Hi-Revolution Hyd.; Use w/adj. rocker assy.
16	Lifter, Bulk	68-63	HT-900B Std Only	Hyd.; Carton of 122
16	Lifter, Bulk	68-63	HT-900RB Std Only	Speed-Pro Hi-Revolution Hyd.; Use w/adj. rocker assy.; Carton of 122
QTY	PUSH ROD	YEARS	PART NO.	DESCRIPTION
16	Push Rod	68-63	RP-3222R Std Only	Chrome-Moly; 6.8040" O.A.L.
16	Push Rod	68-63	RP-3165 Std Only	VINTAGE; 6.8010" O.A.L.
16	Push Rod, Bulk	68-63	BRP-3165 Std Only	VINTAGE; Carton of 100; 6.8010" O.A.L.
QTY	ROCKER PARTS	YEARS	PART NO.	DESCRIPTION
16	Arm Assy.	68-63	R-836 Std Only	VINTAGE; Incl. arm, ball & nut; Flat style rockers
16	Arm Assy.	68-63	R-847 Std Only	VINTAGE; Incl. arm, ball & nut; rail style rockers; Cast iron; w/stud type mount; Incl. 3/8" nut; Incl. 5/16" nut
16	Arm Assy., Bulk	68-63	R-836B Std Only	VINTAGE; Incl. arm, ball & nut; Flat style rockers; Carton of 64
16	Arm Assy., Bulk	68-63	R-847B Std Only	VINTAGE; Incl. arm, ball & nut; rail style rockers; Cast iron; w/stud type mount; Incl. 3/8" nut; Incl. 5/16" nut; Carton of 64
16	Arm	68-63	R-836A Std Only	VINTAGE; Flat style rockers
16	Arm	68-63	R-847A Std Only	VINTAGE; Rail style rockers; Cast iron; w/stud type mount
16	Rocker Arm Ball	68-63	MR-1809 Std Only	
16	Rocker Arm Ball	68-63	MR-1809B Std Only	Carton of 500
16	Nut	68-63	MR-1823 Std Only	5/16" x 24
16	Nut	68-63	MR-1751 Std Only	Self-locking, 3/8" x 24 threads
16	Stud	68-63	MR-1902 Std Only	.006" O/S, .378" X 24 x 2.600"
16	Stud	68-63	MR-1901 Std Only	3/8" x 24 x 2.600"
QTY	VALVE	YEARS	PART NO.	DESCRIPTION
8	Exhaust	68-67	V-1784 Std-15	VINTAGE; 1.4500" Head Dia., 0.3415" Stem Dia., 4.8730" O.A.L.
8	Exhaust	66	V-1784 Std-15	VINTAGE; From 10/4/65; 1.4500" Head Dia., 0.3415" Stem Dia., 4.8730" O.A.L.
8	Exhaust	66	V-1710 Std Only	VINTAGE; To 10/4/65; 1.4500" Head Dia., 0.3420" Stem Dia., 4.8630" O.A.L.
8	Exhaust	65-63	V-1710 Std Only	VINTAGE; 1.4500" Head Dia., 0.3420" Stem Dia., 4.8630" O.A.L.
8	Exhaust, Bulk	68-67	V-1784B 15 15	VINTAGE; Carton of 25; 1.4500" Head Dia., 0.3565" Stem Dia., 4.8730" O.A.L.
8	Exhaust, Bulk	66	V-1784B 15 15	VINTAGE; From 10/4/65; Carton of 25; 1.4500" Head Dia., 0.3565" Stem Dia., 4.8730" O.A.L.
8	Intake	68-67	V-1785 Std-15	VINTAGE; 1.7740" Head Dia., 0.3420" Stem Dia., 4.8630" O.A.L.
8	Intake	66	V-1785 Std-15	VINTAGE; From 10/4/65; 1.7740" Head Dia., 0.3420" Stem Dia., 4.8630" O.A.L.
8	Intake	66	V-1783 Std Only	VINTAGE; To 10/4/65; 1.7800" Head Dia., 0.3420" Stem Dia., 4.8630" O.A.L.
8	Intake	65	V-1783 Std Only	VINTAGE; 1.7800" Head Dia., 0.3420" Stem Dia., 4.8630" O.A.L.
8	Intake	64-63	V-1711 Std Only	VINTAGE; 1.6690" Head Dia., 0.3420" Stem Dia., 4.8630" O.A.L.
8	Intake, Bulk	68-66	V-1785B Std-15	VINTAGE; Carton of 25; 1.7800" Head Dia., 0.3420" Stem Dia., 4.8730" O.A.L.
QTY	VALVE GUIDE	YEARS	PART NO.	DESCRIPTION
16	Guide	68-63	VG-5005H Std Only	Hardened; 0.3430" ID, 2.2500" O.A.L
16	Guide	68-63	VG-5005 Std Only	Plain; 0.3430" ID, 2.2500" O.A.L
16	Guide	68-63	VG-5005T Std Only	Threaded; 0.3425" ID, 2.2500" O.A.L
16	Guide, Bulk	68-63	VG-5005B Std Only	Plain; Carton of 50; 0.3430" ID, 2.2500" O.A.L
16	Guide, Bulk	68-63	VG-5005TB Std Only	Threaded; Carton of 50; 0.3425" ID, 2.2500" O.A.L
QTY	VALVE SPRING	YEARS	PART NO.	DESCRIPTION
16	Spring	68	VS-672 Std Only	VINTAGE; 1.9700" Free Height
16	Spring	67	VS-672 Std Only	VINTAGE; From Change L-14; 1.9700" Free Height
16	Spring	67	VS-660 Std Only	VINTAGE; To Change L-14; 1.8600" Free Height
16	Spring	66	VS-660 Std Only	VINTAGE; From 10/4/65; 1.8600" Free Height
16	Spring	66	VS-1575 Std Only	VINTAGE; To 10/4/65; 2.1250" Free Height
16	Spring	65-63	VS-1575 Std Only	VINTAGE; 2.1250" Free Height
QTY	VALVE SEAL	YEARS	PART NO.	DESCRIPTION
16	Valve Stem Seal	68-63	ST-2001 Std Only	Positive type; Installation requires valve guide machining; (RBBTF) Rubber/PTFE

VALVE TRAIN

VALVE TRAIN

(continued on next page)

Ford Car (Incl. Edsel, Ford, Lincoln, Mercury)

35 289 4.7L (4737cc) OHV V8 (16 Valve), 4" Bore (Ford Eng.), 2 Bbl. "VIN C" 1968-1963
(cont.)

QTY	VALVE SEAL (cont.)	YEARS	PART NO.	DESCRIPTION
16	Valve Stem Seal	68-67	MV-1796C Std Only	Umbrella type; Fits Std. to .015" O/S valve stem; (RBB) Rubber
16	Valve Stem Seal	68-63	MV-1903 Std Only	Use w/repair guide; Positive type; (RBB) Rubber
16	Valve Stem Seal	66-63	MV-1765 Std Only	VINTAGE; Umbrella type; Carton of 100; (RBB) Rubber
16	Valve Stem Seal Bulk	68-63	ST-2001BC Std Only	Positive type; Installation requires valve guide machining; Carton of 100; (RBBTF) Rubber/PTFE
16	Valve Stem Seal Bulk	68-67	MV-1796 Std Only	Umbrella type; Fits Std. to .015" O/S valve stem; Carton of 100; (RBB) Rubber
QTY	VALVE SEAT	YEARS	PART NO.	DESCRIPTION
8	Seat	68-63	245-1562-1 Std Only	Loc. Exh.; 1.5675" OD, 1.3125" ID, 0.2160" Depth
8	Seat	68-63	245-1562-1N Std Only	Loc. Exh.; Premium Material; 1.5675" OD, 1.3125" ID, 0.2160" Depth
8	Seat	68-65	245-1750-2 Std Only	Loc. Int.; 1.7550" OD, 1.5000" ID, 0.2160" Depth
8	Seat	68-65	245-1750-2N Std Only	Loc. Int.; Premium Material; 1.7550" OD, 1.5000" ID, 0.2160" Depth
8	Seat	64-63	245-1812-3 Std Only	Loc. Int.; 1.8175" OD, 1.5000" ID, 0.2160" Depth
QTY	VALVE, MISC	YEARS	PART NO.	DESCRIPTION
32	Keeper	68-63	VK-115A Std Only	1 groove; Square cut key groove; Carton pack 24
32	Keeper	68-63	VK-115 Std Only	1 groove; Square cut key groove; Carton pack 32
32	Keeper	68-63	VK-115R Std Only	1 groove; Square cut key groove; Hardened
32	Keeper, Bulk	68-63	VK-115B Std Only	1 groove; Square cut key groove; Carton of 1000
16	Spring Insert	68-63	259-102C Std Only	.015"; Carton of 100
16	Spring Insert	68-63	259-102B Std Only	.030"; Carton of 100
16	Spring Insert	68-63	259-102A Std Only	.060"; Carton of 100
16	Spring Insert	68-63	259-502A Std Only	.060"; Carton of 50; O/S O.D. 1.542"
QTY	PISTON	YEARS	PART NO.	DESCRIPTION
8	Cast Piston	68-64	H273CP Std-20-30-40-60	Perf. or reg. duty operation; Use w/E-251K, E-251KC or E-251X ring set; Hypereutectic; .9122" Pin Dia.; 2 Rings 5/64 Groove, 1 Ring 3/16 Groove, 1.605 CD, Flat, 4 reliefs; DUROSHIELD® skirt coated piston
8	Cast Piston	68-64	272AP Std-20-30-40-60-80	VINTAGE; Cast; .9122" Pin Dia.; 2 Rings 5/64 Groove, 1 Ring 3/16 Groove, 1.585 CD, Recessed Head .110 deep x 2.910 dia. w/4 valve reliefs - 8.9:1 C.R.
8	Cast Piston - Individual	68-64	WH273CP Std-20-30-40-60	Perf. or reg. duty operation; Use w/E-251K, E-251KC or E-251X ring set; Hypereutectic; .9122" Pin Dia.; 2 Rings 5/64 Groove, 1 Ring 3/16 Groove, 1.605 CD, Flat, 4 reliefs; DUROSHIELD® skirt coated piston
8	Cast Piston - Individual	68-64	W272AP Std-20-30-40-60-80	VINTAGE; Cast; .9122" Pin Dia.; 2 Rings 5/64 Groove, 1 Ring 3/16 Groove, 1.585 CD, Recessed Head .110 deep x 2.910 dia. w/4 valve reliefs - 8.9:1 C.R.
1	Cast Piston Set w/Prem. Rings	68-64	8KH273CP 30 30-40-60	Perf. or reg. duty operation; Cast; .9122" Pin Dia.; 2 Rings 5/64 Groove, 1 Ring 3/16 Groove, 1.605 CD, Flat Head w/4 valve reliefs; DUROSHIELD® skirt coated piston
1	Cast Piston Set w/Prem. Rings	68-64	8K272AP 30 30-40-60	VINTAGE; Cast; .9122" Pin Dia.; 2 Rings 5/64 Groove, 1 Ring 3/16 Groove, 1.585 CD, Recessed Head .110 deep x 2.910 dia. w/4 valve reliefs - 8.9:1 C.R.
1	Cast Piston Set w/Econ. Rings	68-64	8X272AP 20 20-30-40-60	VINTAGE; Cast; .9122" Pin Dia.; 2 Rings 5/64 Groove, 1 Ring 3/16 Groove, 1.585 CD, Recessed Head .110 deep x 2.910 dia. w/4 valve reliefs - 8.9:1 C.R.
8	POWERFORGED Piston-Individual	68-63	WL-2305F 40 40	Powerforged; 0.9123" Pin Dia.; 2 Rings 5/64 Groove, 1 Ring 3/16 Groove, 1.605 CD, Recessed Head .068 deep w/4 valve reliefs and pressed pin. DUROSHIELD® skirt coated piston.
QTY	RINGS	YEARS	PART NO.	DESCRIPTION
1	Premium Set	68-63	E-251KC Std-20-30-40-60	2-5/64, 1-3/16; Premium Chrome
1	Premium Set	68-63	E-251K Std-10-20-30-40-60	2-5/64, 1-3/16; Premium Moly
1	Premium Set	68-63	R-9903 Std-20-30-60	2-5/64, 1-3/16; Speed-Pro plasma-moly Perf. ring set
1	Standard Set	68-63	E-251X Std-10-20-30-40-60-80	2-5/64, 1-3/16; Iron
8	Premium Single Cylinder Set	68-63	WE-251K Std-30-40-60	2-5/64, 1-3/16; Premium Moly
8	Standard Single Cylinder Set	68-63	WE-251X Std-30-40-60	2-5/64, 1-3/16; Iron
QTY	SLEEVE	YEARS	PART NO.	DESCRIPTION
8	Repair Sleeve	68-63	SL-22Y Std Only	1/8" wall, must be cut to correct length; O.A.L. 10.250"
8	Repair Sleeve	68-63	SL-22M Std Only	3/32" wall, must be cut to correct length; O.A.L. 10.250"
QTY	ENGINE BEARINGS	YEARS	PART NO.	DESCRIPTION
1	Main Set	68-63	7151M 10 10-20-30	.020" O/S length flange brg.
1	Main Set	68-63	4125MA Std-1-10-20-30-40-60	A-Series aluminum bearings; Incl. contoured design thrust brg.
1	Main Set	68-63	4125M Std-1-10-20-30-40	Incl. contoured design thrust brg.
1	Main Set	68-63	129M Std-1-1X-10	Race Performance; 3/4 grooved
1	Main Set	68-63	C129M Std-1X-10	Race Performance; 3/4 grooved; DUROSHIELD® coated bearings

(continued on next page)

Ford Car (Incl. Edsel, Ford, Lincoln, Mercury)

289 4.7L (4737cc) OHV V8 (16 Valve), 4" Bore (Ford Eng.), 2 Bbl. "VIN C" 1968-1963 35
(cont.)

	QTY	ENGINE BEARINGS (cont.)	YEARS	PART NO.	DESCRIPTION	
BLOCK	1	Rod Set	68-63	8-2600CP Std-1-10-20-30-40	8-2600CA 60 avail. as unplated & resizeable	
	1	Rod Set	68-63	8-2600A Std-1-10-20-30-40-60	A-Series aluminum bearings	
	1	Rod Set	68-63	8-7160CH Std-1X-10	Race Performance	
	1	Rod Set	68-63	C8-7160CH Std-10	Race Performance; Coated bearings	
	1	Rod Set	68-63	8-2600CA 60 60	Unplated & resizeable	
	8	Rod Pair	68-63	2600CP Std-1-10-20-30		
	8	Rod Pair	68-63	2600A Std-10-20-30	A-Series aluminum bearings	
	1	Cam Set	68-63	1204M Std-10	Babbitt material; Full round design	
	QTY OIL PUMP YEARS PART NO. DESCRIPTION					
	1	Oil Pump	68-63	224-41118		
1	Oil Pump	68-63	224-43370	High Pressure		
1	Oil Pump	68-63	224-41128	High Volume, check pan for clearance; Incl. inter. shaft		
1	Inter. Shaft	68-63	224-61118			
1	Screen Assy.	68-63	224-11118	VINTAGE		
QTY GASKETS YEARS PART NO. DESCRIPTION						
1	Kit Gasket Set	68-63	260-1125T	PermaDryPlus® valve cover & oil pan gskts. incl.; Premium valve stem seals incl.; Improved Design		
1	Kit Gasket Set	68-63	260-1082	Premium set; Hi-Perf.; Header gskts. incl.; Complete set		
1	Kit Gasket Set	68-63	260-1125	Premium valve stem seals incl.		
QTY FREEZE PLUGS YEARS PART NO. DESCRIPTION						
1	Brass Block Plug Kit	68-63	381-8015			
1	Steel Block Plug Kit	68-63	381-4010			
1	Brass Deep Cup Freeze Plug	68-63	381-9002	1.500" Diameter, 0.375" Height		
1	Steel Deep Cup Freeze Plug	68-63	381-3095	0.500" Diameter		
1	Steel Deep Cup Freeze Plug	68-63	381-3038	0.750" Diameter		
1	Steel Deep Cup Freeze Plug	68-63	381-3133	1.500" Diameter, 0.375" Height		
1	Steel Deep Cup Freeze Plug	68-63	381-3195	2.156" Diameter		
KITS	RE-RING KIT					
	YEARS	DESCRIPTION		PREMIUM KIT NO.	ECONOMY KIT NO.	
	68-63	Premium gskt. set incl.; Premium valve stem seals incl.; Re-ring Incl. A-Series aluminum bearings		205-653	205-153	
	68-63	Premium gskt. set incl.; Premium valve stem seals incl.; Re-ring w/Mains Incl. A-Series aluminum bearings ; Incl. contoured design thrust brg.		205-653M	205-153M	

289 4.7L (4737cc) OHV V8 (16 Valve), 4" Bore (Ford Eng.), 4 Bbl. "VIN D" 1965-1964 36

	QTY	TIMING	YEARS	PART NO.	DESCRIPTION	
VALVE TRAIN	1	3 Piece Set	65	KT3-358S	VINTAGE; From Change L-7; w/13/32" wide timing teeth; Incl. silent type chain; w/1 pc. fuel pump ecc.; (1) 222-358; (1) 223-406; (1) 223-431	
	1	3 Piece Set	65	KT3-356S	VINTAGE; To Change L-7; w/17/32" wide timing teeth; (1) 222-356; (1) 223-326; (1) 223-327	
	1	3 Piece Set	64	KT3-356S	VINTAGE; w/17/32" wide timing teeth; (1) 222-356; (1) 223-326; (1) 223-327	
	1	Timing Chain	65	222-358	From Change L-7; Silent type; 58 Links	
	1	Crank Sprocket	65	223-431	From Change L-7; If engine is equipped with an oil shield, the oil shield must be discarded when installing crank sprocket 223-431; Use w/Silent type chain; 21 Teeth	
	1	Crank Sprocket	64	223-431	If engine is equipped with an oil shield, the oil shield must be discarded when installing crank sprocket 223-431; Use w/Silent type chain; 21 Teeth	
	1	Cam Sprocket	65	223-406	VINTAGE; From Late 1965; 42 Teeth	
	QTY CAMSHAFT/LIFTER YEARS PART NO. DESCRIPTION					
	1	Camshaft	65-64	CS-560	VINTAGE; Hyd.; Hydraulic, (050) Duration at .050 Lobe Lift, 189 Exh., 184 Int., 112 Degrees Lobe Separation	
	1	Prelube		55-403 Std Only	1.5 oz. packet	
1	Prelube		55-400 Std Only	4 oz. bottle; 1.5 oz. packet No. 55-403 also avail.		
16	Lifter	65-64	HT-900 Std Only	Hyd.		
16	Lifter	65-64	HT-900R Std Only	Speed-Pro Hi-Revolution Hyd.; Use w/adj. rocker assy.		
16	Lifter, Bulk	65-64	HT-900B Std Only	Hyd.; Carton of 122		
16	Lifter, Bulk	65-64	HT-900RB Std Only	Speed-Pro Hi-Revolution Hyd.; Use w/adj. rocker assy.; Carton of 122		
QTY PUSH ROD YEARS PART NO. DESCRIPTION						
16	Push Rod	65-64	RP-3222R Std Only	Chrome-Moly; 6.8040" O.A.L.		
16	Push Rod	65-64	RP-3165 Std Only	VINTAGE; 6.8010" O.A.L.		
16	Push Rod, Bulk	65-64	BRP-3165 Std Only	VINTAGE; Carton of 100; 6.8010" O.A.L.		
QTY ROCKER PARTS YEARS PART NO. DESCRIPTION						
16	Arm Assy.	65-64	R-836 Std Only	VINTAGE; Incl. arm, ball & nut; Flat style rockers		

(continued on next page)

Ford Car (Incl. Edsel, Ford, Lincoln, Mercury)

36 289 4.7L (4737cc) OHV V8 (16 Valve), 4" Bore (Ford Eng.), 4 Bbl. "VIN D" 1965-1964
(cont.)

QTY	ROCKER PARTS (cont.)	YEARS	PART NO.	DESCRIPTION
16	Arm Assy.	65-64	R-847 Std Only	VINTAGE; Incl. arm, ball & nut; rail style rockers; Cast iron; w/stud type mount; Incl. 3/8" nut; Incl. 5/16" nut
16	Arm Assy., Bulk	65-64	R-836B Std Only	VINTAGE; Incl. arm, ball & nut; Flat style rockers; Carton of 64
16	Arm Assy., Bulk	65-64	R-847B Std Only	VINTAGE; Incl. arm, ball & nut; rail style rockers; Cast iron; w/stud type mount; Incl. 3/8" nut; Incl. 5/16" nut; Carton of 64
16	Arm	65-64	R-836A Std Only	VINTAGE; Flat style rockers
16	Arm	65-64	R-847A Std Only	VINTAGE; Rail style rockers; Cast iron; w/stud type mount
16	Rocker Arm Ball	65-64	MR-1809 Std Only	
16	Rocker Arm Ball	65-64	MR-1809B Std Only	Carton of 500
16	Nut	65-64	MR-1823 Std Only	5/16" x 24
16	Nut	65-64	MR-1751 Std Only	Self-locking, 3/8" x 24 threads
16	Stud	65-64	MR-1902 Std Only	.006" O/S, .378" X 24 x 2.600"
16	Stud	65-64	MR-1901 Std Only	3/8" x 24 x 2.600"
QTY	VALVE	YEARS	PART NO.	DESCRIPTION
8	Exhaust	65-64	V-1710 Std Only	VINTAGE; 1.4500" Head Dia., 0.3420" Stem Dia., 4.8630" O.A.L.
8	Intake	65	V-1783 Std Only	VINTAGE; 1.7800" Head Dia., 0.3420" Stem Dia., 4.8630" O.A.L.
8	Intake	64	V-1711 Std Only	VINTAGE; 1.6690" Head Dia., 0.3420" Stem Dia., 4.8630" O.A.L.
QTY	VALVE GUIDE	YEARS	PART NO.	DESCRIPTION
16	Guide	65-64	VG-5005H Std Only	Hardened; 0.3430" ID, 2.2500" O.A.L.
16	Guide	65-64	VG-5005 Std Only	Plain; 0.3430" ID, 2.2500" O.A.L.
16	Guide	65-64	VG-5005T Std Only	Threaded; 0.3425" ID, 2.2500" O.A.L.
16	Guide, Bulk	65-64	VG-5005B Std Only	Plain; Carton of 50; 0.3430" ID, 2.2500" O.A.L.
16	Guide, Bulk	65-64	VG-5005TB Std Only	Threaded; Carton of 50; 0.3425" ID, 2.2500" O.A.L.
QTY	VALVE SPRING	YEARS	PART NO.	DESCRIPTION
16	Spring	65-64	VS-1575 Std Only	VINTAGE; 2.1250" Free Height
QTY	VALVE SEAL	YEARS	PART NO.	DESCRIPTION
16	Valve Stem Seal	65-64	ST-2001 Std Only	Positive type; Installation requires valve guide machining; (RBBTF) Rubber/PTFE
16	Valve Stem Seal	65-64	MV-1903 Std Only	Use w/repair guide; Positive type; (RBB) Rubber
16	Valve Stem Seal	65-64	MV-1765 Std Only	VINTAGE; Umbrella type; Carton of 100; (RBB) Rubber
16	Valve Stem Seal Bulk	65-64	ST-2001BC Std Only	Positive type; Installation requires valve guide machining; Carton of 100; (RBBTF) Rubber/PTFE
QTY	VALVE SEAT	YEARS	PART NO.	DESCRIPTION
8	Seat	65-64	245-1562-1 Std Only	Loc. Exh.; 1.5675" OD, 1.3125" ID, 0.2160" Depth
8	Seat	65-64	245-1562-1N Std Only	Loc. Exh.; Premium Material; 1.5675" OD, 1.3125" ID, 0.2160" Depth
8	Seat	65	245-1750-2 Std Only	Loc. Int.; 1.7550" OD, 1.5000" ID, 0.2160" Depth
8	Seat	65	245-1750-2N Std Only	Loc. Int.; Premium Material; 1.7550" OD, 1.5000" ID, 0.2160" Depth
8	Seat	64	245-1812-3 Std Only	Loc. Int.; 1.8175" OD, 1.5000" ID, 0.2160" Depth
QTY	VALVE, MISC	YEARS	PART NO.	DESCRIPTION
32	Keeper	65-64	VK-115A Std Only	1 groove; Square cut key groove; Carton pack 24
32	Keeper	65-64	VK-115 Std Only	1 groove; Square cut key groove; Carton pack 32
32	Keeper	65-64	VK-115R Std Only	1 groove; Square cut key groove; Hardened
32	Keeper, Bulk	65-64	VK-115B Std Only	1 groove; Square cut key groove; Carton of 1000
16	Spring Insert	65-64	259-102C Std Only	.015"; Carton of 100
16	Spring Insert	65-64	259-102B Std Only	.030"; Carton of 100
16	Spring Insert	65-64	259-102A Std Only	.060"; Carton of 100
16	Spring Insert	65-64	259-502A Std Only	.060"; Carton of 50; O/S O.D. 1.542"
QTY	PISTON	YEARS	PART NO.	DESCRIPTION
8	Cast Piston	65-64	273AP Std-20-30-40-60	Cast; .9122" Pin Dia.; 2 Rings 5/64 Groove, 1 Ring 3/16 Groove, 1.585 CD, Flat Head w/4 valve reliefs - 8.2:1 C.R. w/64cc cyl. head
8	Cast Piston	65-64	H273CP Std-20-30-40-60	Perf. or reg. duty operation; Use w/E-251K, E-251KC or E-251X ring set; Hypereutectic; .9122" Pin Dia.; 2 Rings 5/64 Groove, 1 Ring 3/16 Groove, 1.605 CD, Flat, 4 reliefs; DUROSHIELD® skirt coated piston
8	Cast Piston - Individual	65-64	W273AP Std-20-30-40-60	Cast; .9122" Pin Dia.; 2 Rings 5/64 Groove, 1 Ring 3/16 Groove, 1.585 CD, Flat Head w/4 valve reliefs - 8.2:1 C.R. w/64cc cyl. head
8	Cast Piston - Individual	65-64	WH273CP Std-20-30-40-60	Perf. or reg. duty operation; Use w/E-251K, E-251KC or E-251X ring set; Hypereutectic; .9122" Pin Dia.; 2 Rings 5/64 Groove, 1 Ring 3/16 Groove, 1.605 CD, Flat, 4 reliefs; DUROSHIELD® skirt coated piston

(continued on next page)

Ford Car (Incl. Edsel, Ford, Lincoln, Mercury)

289 4.7L (4737cc) OHV V8 (16 Valve), 4" Bore (Ford Eng.), 4 Bbl. "VIN D" 1965-1964 36
(cont.)

QTY	PISTON (cont.)	YEARS	PART NO.	DESCRIPTION
1	Cast Piston Set w/Prem. Rings	65-64	8K273AP 30 30-40-60	Cast; .9122" Pin Dia.; 2 Rings 5/64 Groove, 1 Ring 3/16 Groove, 1.585 CD, Flat Head w/4 valve reliefs - 8.2:1 C.R. w/64cc cyl. head
1	Cast Piston Set w/Prem. Rings	65-64	8KH273CP 30 30-40-60	Perf. or reg. duty operation; Cast; .9122" Pin Dia.; 2 Rings 5/64 Groove, 1 Ring 3/16 Groove, 1.605 CD, Flat Head w/4 valve reliefs; DUROSHIELD® skirt coated piston
1	Cast Piston Set w/Econ. Rings	65-64	8X273AP 20 20-30-40-60	Cast; .9122" Pin Dia.; 2 Rings 5/64 Groove, 1 Ring 3/16 Groove, 1.585 CD, Flat Head w/4 valve reliefs - 8.2:1 C.R. w/64cc cyl. head
8	POWERFORGED	65-64	L-2482F Std-20-30-40-60	Powerforged; 0.9122" Pin Dia.; 2 Rings 5/64 Groove, 1 Ring 3/16 Groove, 1.605 CD, Flat, 4 reliefs; DUROSHIELD® skirt coated piston
8	POWERFORGED Piston-Individual	65-64	WL-2482F Std-20-30-40-60	Powerforged; 0.9122" Pin Dia.; 2 Rings 5/64 Groove, 1 Ring 3/16 Groove, 1.605 CD, Flat, 4 reliefs; DUROSHIELD® skirt coated piston
1	POWERFORGED Piston Set w/Rings	65-64	8KL2482F 30 30-40-60	Powerforged; 0.9123" Pin Dia.; 2 Rings 5/64 Groove, 1 Ring 3/16 Groove, 1.605 CD, Flat Head w/4 valve reliefs. DUROSHIELD® skirt coated piston.
QTY	RINGS	YEARS	PART NO.	DESCRIPTION
1	Premium Set	65-64	E-251KC Std-20-30-40-60	2-5/64, 1-3/16; Premium Chrome
1	Premium Set	65-64	E-251K Std-10-20-30-40-60	2-5/64, 1-3/16; Premium Moly
1	Premium Set	65-64	R-9903 Std-20-30-60	2-5/64, 1-3/16; Speed-Pro plasma-moly Perf. ring set
1	Standard Set	65-64	E-251X Std-10-20-30-40-60-80	2-5/64, 1-3/16; Iron
8	Premium Single Cylinder Set	65-64	WE-251K Std-30-40-60	2-5/64, 1-3/16; Premium Moly
8	Standard Single Cylinder Set	65-64	WE-251X Std-30-40-60	2-5/64, 1-3/16; Iron
QTY	SLEEVE	YEARS	PART NO.	DESCRIPTION
8	Repair Sleeve	65-64	SL-22Y Std Only	1/8" wall, must be cut to correct length; O.A.L. 10.250"
8	Repair Sleeve	65-64	SL-22M Std Only	3/32" wall, must be cut to correct length; O.A.L. 10.250"
QTY	ENGINE BEARINGS	YEARS	PART NO.	DESCRIPTION
1	Main Set	65-64	7151M 10 10-20-30	.020" O/S length flange brg.
1	Main Set	65-64	4125MA Std-1-10-20-30-40-60	A-Series aluminum bearings ; Incl. contoured design thrust brg.
1	Main Set	65-64	4125M Std-1-10-20-30-40	Incl. contoured design thrust brg.
1	Main Set	65-64	129M Std-1-1X-10	Race Performance; 3/4 grooved
1	Main Set	65-64	C129M Std-1X-10	Race Performance; 3/4 grooved; DUROSHIELD® coated bearings
1	Rod Set	65-64	8-2600CP Std-1-10-20-30-40	8-2600CA 60 avail. as unplated & resizeable
1	Rod Set	65-64	8-2600A Std-1-10-20-30-40-60	A-Series aluminum bearings
1	Rod Set	65-64	8-7160CH Std-1X-10	Race Performance
1	Rod Set	65-64	C8-7160CH Std-10	Race Performance; Coated bearings
1	Rod Set	65-64	8-2600CA 60 60	Unplated & resizeable
8	Rod Pair	65-64	2600CP Std-1-10-20-30	
8	Rod Pair	65-64	2600A Std-10-20-30	A-Series aluminum bearings
1	Cam Set	65-64	1204M Std-10	Babbitt material; Full round design
QTY	OIL PUMP	YEARS	PART NO.	DESCRIPTION
1	Oil Pump	65-64	224-41118	
1	Oil Pump	65-64	224-43370	High Pressure
1	Oil Pump	65-64	224-41128	High Volume, check pan for clearance; Incl. inter. shaft
1	Inter. Shaft	65-64	224-61118	
1	Screen Assy.	65-64	224-11118	VINTAGE
QTY	GASKETS	YEARS	PART NO.	DESCRIPTION
1	Kit Gasket Set	65-64	260-1125T	PermaDryPlus® valve cover & oil pan gskts. incl.; Premium valve stem seals incl.; Improved Design
1	Kit Gasket Set	65-64	260-1082	Premium set; Hi-Perf.; Header gskts. incl.; Complete set
1	Kit Gasket Set	65-64	260-1125	Premium valve stem seals incl.
QTY	FREEZE PLUGS	YEARS	PART NO.	DESCRIPTION
1	Brass Block Plug Kit	65-64	381-8015	
1	Steel Block Plug Kit	65-64	381-4010	
1	Brass Deep Cup Freeze Plug	65-64	381-9002	1.500" Diameter, 0.375" Height
1	Steel Deep Cup Freeze Plug	65-64	381-3095	0.500" Diameter
1	Steel Deep Cup Freeze Plug	65-64	381-3038	0.750" Diameter
1	Steel Deep Cup Freeze Plug	65-64	381-3133	1.500" Diameter, 0.375" Height
1	Steel Deep Cup Freeze Plug	65-64	381-3195	2.156" Diameter
RE-RING KIT				PREMIUM
YEARS	DESCRIPTION			KIT NO.
65-64	Premium gskt. set incl.; Premium valve stem seals incl.; Re-ring Incl. A-Series aluminum bearings			205-653
				205-153

(continued on next page)

Ford Car (Incl. Edsel, Ford, Lincoln, Mercury)

36 289 4.7L (4737cc) OHV V8 (16 Valve), 4" Bore (Ford Eng.), 4 Bbl. "VIN D" 1965-1964
(cont.)

RE-RING KIT (cont.)	PREMIUM KIT NO.	ECONOMY KIT NO.
YEARS DESCRIPTION 65-64 Premium gskt. set incl.; Premium valve stem seals incl.; Re-ring w/Mains Incl. A-Series aluminum bearings ; Incl. contoured design thrust brg.	205-653M	205-153M

37 289 4.7L (4737cc) OHV V8 Hi-Perf. (16 Valve), 4" Bore (Ford Eng.), 4 Bbl. "VIN K" 1967-1963

QTY	TIMING	YEARS	PART NO.	DESCRIPTION
1	3 Piece Set	67-66	KT3-358S	VINTAGE; w/13/32" wide timing teeth; Incl. silent type chain; w/1 pc. fuel pump ecc.; (1) 222-358; (1) 223-406; (1) 223-431
1	3 Piece Set	65	KT3-358S	VINTAGE; From Change L-7; w/13/32" wide timing teeth; Incl. silent type chain; w/1 pc. fuel pump ecc.; (1) 222-358; (1) 223-406; (1) 223-431
1	3 Piece Set	65	KT3-356S	VINTAGE; To Change L-7; w/17/32" wide timing teeth; (1) 222-356; (1) 223-326; (1) 223-327
1	3 Piece Set	64-63	KT3-356S	VINTAGE; w/17/32" wide timing teeth; (1) 222-356; (1) 223-326; (1) 223-327
1	Timing Chain	67-66	222-358	Silent type; 58 Links
1	Timing Chain	65	222-358	From Change L-7; Silent type; 58 Links
1	Timing Chain	64	222-358	Ford Falcon Base, Mustang Base; Silent type; 58 Links
1	Crank Sprocket	67-66	223-431	If engine is equipped with an oil shield, the oil shield must be discarded when installing crank sprocket 223-431; Use w/Silent type chain; 21 Teeth
1	Crank Sprocket	65	223-431	From Change L-7; If engine is equipped with an oil shield, the oil shield must be discarded when installing crank sprocket 223-431; Use w/Silent type chain; 21 Teeth
1	Crank Sprocket	64-63	223-431	If engine is equipped with an oil shield, the oil shield must be discarded when installing crank sprocket 223-431; Use w/Silent type chain; 21 Teeth
1	Cam Sprocket	67-66	223-406	VINTAGE; 42 Teeth
1	Cam Sprocket	65	223-406	VINTAGE; From Late 1965; 42 Teeth
VALVE TRAIN	QTY CAMSHAFT/LIFTER	YEARS	PART NO.	DESCRIPTION
	1 Camshaft	67-63	CS-560	VINTAGE; Hyd.; Hydraulic, (050) Duration at .050 Lobe Lift, 189 Exh., 184 Int., 112 Degrees Lobe Separation
	1 Prelube		55-403 Std Only	1.5 oz. packet
	1 Prelube		55-400 Std Only	4 oz. bottle; 1.5 oz. packet No. 55-403 also avail.
	16 Lifter	67-63	AT-2000 Std Only	Speed-Pro Mech.
	16 Lifter, Bulk	67-63	AT-2000B Std Only	Speed-Pro Mech.; Carton of 122
	QTY PUSH ROD	YEARS	PART NO.	DESCRIPTION
	16 Push Rod	67-63	RP-3222R Std Only	Chrome-Moly; 6.8040" O.A.L.
	16 Push Rod	67-63	RP-3165 Std Only	VINTAGE; 6.8010" O.A.L.
	16 Push Rod, Bulk	67-63	BRP-3165 Std Only	VINTAGE; Carton of 100; 6.8010" O.A.L.
	QTY ROCKER PARTS	YEARS	PART NO.	DESCRIPTION
	16 Arm Assy.	67-63	R-836 Std Only	VINTAGE; Incl. arm, ball & nut; Flat style rockers
	16 Arm Assy.	67-63	R-847 Std Only	VINTAGE; Incl. arm, ball & nut; rail style rockers; Cast iron; w/stud type mount; Incl. 3/8" nut; Incl. 5/16" nut
	16 Arm Assy., Bulk	67-63	R-836B Std Only	VINTAGE; Incl. arm, ball & nut; Flat style rockers; Carton of 64
	16 Arm Assy., Bulk	67-63	R-847B Std Only	VINTAGE; Incl. arm, ball & nut; rail style rockers; Cast iron; w/stud type mount; Incl. 3/8" nut; Incl. 5/16" nut; Carton of 64
	16 Arm	67-63	R-836A Std Only	VINTAGE; Flat style rockers
	16 Arm	67-63	R-847A Std Only	VINTAGE; Rail style rockers; Cast iron; w/stud type mount
	16 Rocker Arm Ball	67-63	MR-1809 Std Only	
	16 Rocker Arm Ball	67-63	MR-1809B Std Only	Carton of 500
	16 Nut	67-63	MR-1823 Std Only	5/16" x 24
	16 Nut	67-63	MR-1751 Std Only	Self-locking, 3/8" x 24 threads
	QTY VALVE	YEARS	PART NO.	DESCRIPTION
	8 Exhaust	67-63	V-1710 Std Only	VINTAGE; 1.4500" Head Dia., 0.3420" Stem Dia., 4.8630" O.A.L.
	8 Intake	67	V-1783 Std Only	VINTAGE; 1.7800" Head Dia., 0.3420" Stem Dia., 4.8630" O.A.L.
	8 Intake	66	V-1783 Std Only	VINTAGE; To 10/4/65; 1.7800" Head Dia., 0.3420" Stem Dia., 4.8630" O.A.L.
	8 Intake	65	V-1783 Std Only	VINTAGE; 1.7800" Head Dia., 0.3420" Stem Dia., 4.8630" O.A.L.
	8 Intake	64-63	V-1711 Std Only	VINTAGE; 1.6690" Head Dia., 0.3420" Stem Dia., 4.8630" O.A.L.
	QTY VALVE GUIDE	YEARS	PART NO.	DESCRIPTION
	16 Guide	67-63	VG-5005H Std Only	Hardened; 0.3430" ID, 2.2500" O.A.L.
	16 Guide	67-63	VG-5005 Std Only	Plain; 0.3430" ID, 2.2500" O.A.L.

(continued on next page)

Ford Car (Incl. Edsel, Ford, Lincoln, Mercury)

289 4.7L (4737cc) OHV V8 Hi-Perf. (16 Valve), 4" Bore (Ford Eng.), 4 Bbl. "VIN K" 1967-1963 37
(cont.)

	QTY	VALVE GUIDE (cont.)	YEARS	PART NO.	DESCRIPTION
VALVE TRAIN	16	Guide	67-63	VG-5005T Std Only	Threaded; 0.3425" ID, 2.2500" O.A.L
	16	Guide, Bulk	67-63	VG-5005B Std Only	Plain; Carton of 50; 0.3430" ID, 2.2500" O.A.L
	16	Guide, Bulk	67-63	VG-5005TB Std Only	Threaded; Carton of 50; 0.3425" ID, 2.2500" O.A.L
	16	Spring	67-63	VS-661 Std Only	Incl. damper; 2.0460" Free Height
	16	Spring	64-63	VS-1575 Std Only	VINTAGE; 2.1250" Free Height
	16	Valve Stem Seal	67-63	ST-2001 Std Only	Positive type; Installation requires valve guide machining; (RBBTF) Rubber/PTFE
	16	Valve Stem Seal	67-63	MV-1903 Std Only	Use w/repair guide; Positive type; (RBB) Rubber
	16	Valve Stem Seal	66-63	MV-1598C Std Only	Umbrella type; (RBB) Rubber
	16	Valve Stem Seal Bulk	67-63	ST-2001BC Std Only	Positive type; Installation requires valve guide machining; Carton of 100; (RBBTF) Rubber/PTFE
	16	Valve Stem Seal Bulk	66-63	MV-1598 Std Only	Umbrella type; Carton of 100; (RBB) Rubber
	8	Seat	67-63	245-1562-1 Std Only	Loc. Exh.; 1.5675" OD, 1.3125" ID, 0.2160" Depth
	8	Seat	67-63	245-1562-1N Std Only	Loc. Exh.; Premium Material; 1.5675" OD, 1.3125" ID, 0.2160" Depth
	8	Seat	67-65	245-1750-2 Std Only	Loc. Int.; 1.7550" OD, 1.5000" ID, 0.2160" Depth
	8	Seat	67-65	245-1750-2N Std Only	Loc. Int.; Premium Material; 1.7550" OD, 1.5000" ID, 0.2160" Depth
	8	Seat	64-63	245-1812-3 Std Only	Loc. Int.; 1.8175" OD, 1.5000" ID, 0.2160" Depth
	BLOCK	32	Keeper	67-63	VK-115A Std Only
32		Keeper	67-63	VK-115 Std Only	1 groove; Square cut key groove; Carton pack 32
32		Keeper	67-63	VK-115R Std Only	1 groove; Square cut key groove; Hardened
32		Keeper, Bulk	67-63	VK-115B Std Only	1 groove; Square cut key groove; Carton of 1000
16		Spring Insert	67-63	259-102C Std Only	.015"; Carton of 100
16		Spring Insert	67-63	259-102B Std Only	.030"; Carton of 100
16		Spring Insert	67-63	259-102A Std Only	.060"; Carton of 100
16		Spring Insert	67-63	259-502A Std Only	.060"; Carton of 50; O/S O.D. 1.542"
8		Cast Piston	67-64	H273CP Std-20-30-40-60	Perf. or reg. duty operation; Use w/E-251K, E-251KC or E-251X ring set; Hypereutectic; .9122" Pin Dia.; 2 Rings 5/64 Groove, 1 Ring 3/16 Groove, 1.605 CD, Flat, 4 reliefs; DUROSHIELD® skirt coated piston
8		Cast Piston - Individual	67-64	WH273CP Std-20-30-40-60	Perf. or reg. duty operation; Use w/E-251K, E-251KC or E-251X ring set; Hypereutectic; .9122" Pin Dia.; 2 Rings 5/64 Groove, 1 Ring 3/16 Groove, 1.605 CD, Flat, 4 reliefs; DUROSHIELD® skirt coated piston
1		Cast Piston Set w/Prem. Rings	67-64	8KH273CP 30 30-40-60	Perf. or reg. duty operation; Cast; .9122" Pin Dia.; 2 Rings 5/64 Groove, 1 Ring 3/16 Groove, 1.605 CD, Flat Head w/4 valve reliefs; DUROSHIELD® skirt coated piston
1		Premium Set	67-63	E-251KC Std-20-30-40-60	2-5/64, 1-3/16; Premium Chrome
1		Premium Set	67-63	E-251K Std-10-20-30-40-60	2-5/64, 1-3/16; Premium Moly
1		Premium Set	67-63	R-9903 Std-20-30-60	2-5/64, 1-3/16; Speed-Pro plasma-moly Perf. ring set
1		Standard Set	67-63	E-251X Std-10-20-30-40-60-80	2-5/64, 1-3/16; Iron
8		Premium Single Cylinder Set	67-63	WE-251K Std-30-40-60	2-5/64, 1-3/16; Premium Moly
8	Standard Single Cylinder Set	67-63	WE-251X Std-30-40-60	2-5/64, 1-3/16; Iron	
8	Repair Sleeve	67-63	SL-22Y Std Only	1/8" wall, must be cut to correct length; O.A.L. 10.250"	
8	Repair Sleeve	67-63	SL-22M Std Only	3/32" wall, must be cut to correct length; O.A.L. 10.250"	
1	Main Set	67-63	7151M 10 10-20-30	.020" O/S length flange brg.	
1	Main Set	67-63	4125MA Std-1-10-20-30-40-60	A-Series aluminum bearings ; Incl. contoured design thrust brg.	
1	Main Set	67-63	4125M Std-1-10-20-30-40	Incl. contoured design thrust brg.	
1	Main Set	67-63	129M Std-1-1X-10	Race Performance; 3/4 grooved	
1	Main Set	67-63	C129M Std-1X-10	Race Performance; 3/4 grooved; DUROSHIELD® coated bearings	
1	Rod Set	67-63	8-2600CP Std-1-10-20-30-40	8-2600CA 60 avail. as unplated & resizeable	
1	Rod Set	67-63	8-2600A Std-1-10-20-30-40-60	A-Series aluminum bearings	
1	Rod Set	67-63	8-7160CH Std-1X-10	Race Performance	
1	Rod Set	67-63	C8-7160CH Std-10	Race Performance; Coated bearings	
1	Rod Set	67-63	8-2600CA 60 60	Unplated & resizeable	
8	Rod Pair	67-63	2600CP Std-1-10-20-30		
8	Rod Pair	67-63	2600A Std-10-20-30	A-Series aluminum bearings	
1	Cam Set	67-63	1204M Std-10	Babbitt material; Full round design	

(continued on next page)

Ford Car (Incl. Edsel, Ford, Lincoln, Mercury)

37 289 4.7L (4737cc) OHV V8 Hi-Perf. (16 Valve), 4" Bore (Ford Eng.), 4 Bbl. "VIN K" 1967-1963 (cont.)

BLOCK	QTY	OIL PUMP	YEARS	PART NO.	DESCRIPTION	BLOCK		
	1	Oil Pump	67-63	224-41118				
	1	Oil Pump	67-63	224-43370	High Pressure			
	1	Oil Pump	67-63	224-41128	High Volume, check pan for clearance; Incl. inter. shaft			
	1	Inter. Shaft	67-63	224-61118				
1	Screen Assy.	67-63	224-11118	VINTAGE				
BLOCK	QTY	GASKETS	YEARS	PART NO.	DESCRIPTION	BLOCK		
	1	Kit Gasket Set	67-63	260-1125	Int. manifold gskts. not incl.; Valve stem seals not incl.			
	1	Kit Gasket Set	67-63	260-1125T	Int. manifold gskts. not incl.; Valve stem seals not incl.; PermaDryPlus® valve cover & oil pan gskts. incl.; Improved Design			
1	Kit Gasket Set	67-63	260-1082	Premium set; Hi-Perf.; Header gskts. incl.; Complete set				
BLOCK	QTY	FREEZE PLUGS	YEARS	PART NO.	DESCRIPTION	BLOCK		
	1	Brass Block Plug Kit	67-63	381-8015				
	1	Steel Block Plug Kit	67-63	381-4010				
	1	Brass Deep Cup Freeze Plug	67-63	381-9002	1.500" Diameter, 0.375" Height			
	1	Steel Deep Cup Freeze Plug	67-63	381-3095	0.500" Diameter			
	1	Steel Deep Cup Freeze Plug	67-63	381-3038	0.750" Diameter			
	1	Steel Deep Cup Freeze Plug	67-63	381-3133	1.500" Diameter, 0.375" Height			
	1	Steel Deep Cup Freeze Plug	67-63	381-3195	2.156" Diameter			
KITS	RE-RING KIT		YEARS	DESCRIPTION		PREMIUM KIT NO.	ECONOMY KIT NO.	KITS
	67-63	Valve stem seals & int. manifold gskts. not incl.; Incl. A-Series aluminum bearings		Re-ring		205-653	205-153	
67-63	Valve stem seals & int. manifold gskts. not incl.; Incl. A-Series aluminum bearings; Incl. contoured design thrust brg.		Re-ring w/Mains		205-653M	205-153M		

38 289 4.7L (4737cc) OHV V8 Hi-Perf. (16 Valve), 4" Bore (Ford Eng.), 2-4 Bbl. 1968-1964

BLOCK	QTY	TIMING	YEARS	PART NO.	DESCRIPTION	BLOCK		
	1	Timing Chain	68-66	222-358	Silent type; 58 Links			
	1	Timing Chain	65	222-358	From Change L-7; Silent type; 58 Links			
	1	Crank Sprocket	68-66	223-431	If engine is equipped with an oil shield, the oil shield must be discarded when installing crank sprocket 223-431; Use w/Silent type chain; 21 Teeth			
	1	Crank Sprocket	65	223-431	From Change L-7; If engine is equipped with an oil shield, the oil shield must be discarded when installing crank sprocket 223-431; Use w/Silent type chain; 21 Teeth			
	1	Crank Sprocket	64	223-431	If engine is equipped with an oil shield, the oil shield must be discarded when installing crank sprocket 223-431; Use w/Silent type chain; 21 Teeth			
1	Cam Sprocket	68-66	223-406	VINTAGE; 42 Teeth				
1	Cam Sprocket	65	223-406	VINTAGE; From Late 1965; 42 Teeth				
BLOCK	QTY	OIL PUMP	YEARS	PART NO.	DESCRIPTION	BLOCK		
	1	Oil Pump	68-64	224-41118				
	1	Oil Pump	68-64	224-43370	High Pressure			
	1	Oil Pump	68-64	224-41128	High Volume, check pan for clearance; Incl. inter. shaft			
	1	Inter. Shaft	68-64	224-61118				
1	Screen Assy.	68-64	224-11118	VINTAGE				
BLOCK	QTY	GASKETS	YEARS	PART NO.	DESCRIPTION	BLOCK		
	1	Kit Gasket Set	68-64	260-1125	Int. manifold gskts. not incl.; Valve stem seals not incl.			
	1	Kit Gasket Set	68-64	260-1125T	Int. manifold gskts. not incl.; Valve stem seals not incl.; PermaDryPlus® valve cover & oil pan gskts. incl.; Improved Design			
1	Kit Gasket Set	68-64	260-1082	Premium set; Hi-Perf.; Header gskts. incl.; Complete set				
KITS	RE-RING KIT		YEARS	DESCRIPTION		PREMIUM KIT NO.	ECONOMY KIT NO.	KITS
	68-64	Valve stem seals & int. manifold gskts. not incl.; Incl. A-Series aluminum bearings		Re-ring		205-653	205-153	
68-64	Valve stem seals & int. manifold gskts. not incl.; Incl. A-Series aluminum bearings; Incl. contoured design thrust brg.		Re-ring w/Mains		205-653M	205-153M		

39 289 4.7L (4737cc) OHV V8 Hi-Perf. (16 Valve), 4" Bore (Ford Eng.), 4 Bbl. 1968-1964

BLOCK	QTY	TIMING	YEARS	PART NO.	DESCRIPTION	BLOCK
	1	Timing Chain	68-66	222-358	Silent type; 58 Links	
	1	Timing Chain	65	222-358	From Change L-7; Silent type; 58 Links	
1	Crank Sprocket	68-66	223-431	If engine is equipped with an oil shield, the oil shield must be discarded when installing crank sprocket 223-431; Use w/Silent type chain; 21 Teeth		

(continued on next page)

Ford Car (Incl. Edsel, Ford, Lincoln, Mercury)

289 4.7L (4737cc) OHV V8 Hi-Perf. (16 Valve), 4" Bore (Ford Eng.), 4 Bbl. 1968-1964 39
(cont.)

	QTY	TIMING (cont.)	YEARS	PART NO.	DESCRIPTION	
	1	Crank Sprocket	65	223-431	From Change L-7; If engine is equipped with an oil shield, the oil shield must be discarded when installing crank sprocket 223-431; Use w/Silent type chain; 21 Teeth	
	1	Crank Sprocket	64	223-431	If engine is equipped with an oil shield, the oil shield must be discarded when installing crank sprocket 223-431; Use w/Silent type chain; 21 Teeth	
	1	Cam Sprocket	68-66	223-406	VINTAGE; 42 Teeth	
	1	Cam Sprocket	65	223-406	VINTAGE; From Late 1965; 42 Teeth	
B L O C K	QTY	OIL PUMP	YEARS	PART NO.	DESCRIPTION	
	1	Oil Pump	68-64	224-41118		
	1	Oil Pump	68-64	224-43370	High Pressure	
	1	Oil Pump	68-64	224-41128	High Volume, check pan for clearance; Incl. inter. shaft	
	1	Inter. Shaft	68-64	224-61118		
	1	Screen Assy.	68-64	224-11118	VINTAGE	
	QTY	GASKETS	YEARS	PART NO.	DESCRIPTION	
	1	Kit Gasket Set	68-64	260-1125	Int. manifold gskts. not incl.; Valve stem seals not incl.	
	1	Kit Gasket Set	68-64	260-1125T	Int. manifold gskts. not incl.; Valve stem seals not incl.; PermaDryPlus® valve cover & oil pan gskts. incl.; Improved Design	
	1	Kit Gasket Set	68-64	260-1082	Premium set; Hi-Perf.; Header gskts. incl.; Complete set	
K I T S	RE-RING KIT				PREMIUM KIT NO.	ECONOMY KIT NO.
	YEARS	DESCRIPTION				
	68-64	Valve stem seals & int. manifold gskts. not incl.; Incl. A-Series aluminum bearings	Re-ring	205-653	205-153	
68-64	Valve stem seals & int. manifold gskts. not incl.; Incl. A-Series aluminum bearings ; Incl. contoured design thrust brg.	Re-ring w/Mains	205-653M	205-153M		

292 4.8L (4786cc) OHV V8 (16 Valve), 3.75" Bore (Ford Eng.), 2 Bbl. "VIN C" 1959-1957 40

	QTY	TIMING	YEARS	PART NO.	DESCRIPTION	
	1	Timing Chain	59-57	222-354	VINTAGE; Silent type; 1" wide chain; 56 Links	
	1	Crank Sprocket	59-57	223-250	VINTAGE; Use w/silent type chain; 21 Teeth	
	1	Cam Sprocket	59-57	223-249	VINTAGE; Use w/silent type chain; 42 Teeth	
V A L V E T R A I N	QTY	CAMSHAFT/LIFTER	YEARS	PART NO.	DESCRIPTION	
	1	Camshaft	59-57	CS-210	VINTAGE; 14 teeth on dist. drive gear; Shaft has oil groove in No. 3 journal; Mechanical, (050) Duration at .050 Lobe Lift, 196 Exh., 197 Int., 113 Degrees Lobe Separation	
	1	Prelube		55-403 Std Only	1.5 oz. packet	
	1	Prelube		55-400 Std Only	4 oz. bottle; 1.5 oz. packet No. 55-403 also avail.	
	16	Lifter	59-57	AT-892 Std Only	VINTAGE; Mech.; 2.380" Length	
	QTY	PUSH ROD	YEARS	PART NO.	DESCRIPTION	
	16	Push Rod	59-57	RP-3022 Std Only	VINTAGE; 8.3400" O.A.L.	
	QTY	VALVE	YEARS	PART NO.	DESCRIPTION	
	8	Exhaust	59-57	V-1127 Std Only	VINTAGE; Rototype; Free valve; 1.5100" Head Dia., 0.3418" Stem Dia., 5.0900" O.A.L.	
	8	Intake	59-57	V-1285 Std Only	VINTAGE; 1.9250" Head Dia., 0.3421" Stem Dia., 5.1100" O.A.L.	
QTY	VALVE GUIDE	YEARS	PART NO.	DESCRIPTION		
8	Guide	59-57	VG-5061 Std Only	Loc. Int.; 0.3430" ID, 2.3800" O.A.L.		
QTY	VALVE SPRING	YEARS	PART NO.	DESCRIPTION		
16	Spring	59-57	VS-1575 Std Only	VINTAGE; 2.1250" Free Height		
QTY	VALVE SEAL	YEARS	PART NO.	DESCRIPTION		
16	Valve Stem Seal	59-57	ST-2001 Std Only	Positive type; Installation requires valve guide machining; (RBBTF) Rubber/PTFE		
16	Valve Stem Seal	59-57	MV-1599C Std Only	Umbrella type; (RBB) Rubber		
16	Valve Stem Seal	59-57	MV-1903 Std Only	Use w/VG-5061 repair guide; Positive type; (RBB) Rubber		
16	Valve Stem Seal Bulk	59-57	ST-2001BC Std Only	Positive type; Installation requires valve guide machining; Carton of 100; (RBBTF) Rubber/PTFE		
16	Valve Stem Seal Bulk	59-57	MV-1599 Std Only	Umbrella type; Carton of 100; (RBB) Rubber		
QTY	VALVE SEAT	YEARS	PART NO.	DESCRIPTION		
8	Seat	59-57	245-1562-2 Std Only	Loc. Exh.; 1.5675" OD, 1.3125" ID, 0.2480" Depth		
8	Seat	59-57	245-1562-2N Std Only	Loc. Exh.; Premium Material; 1.5675" OD, 1.3125" ID, 0.2480" Depth		
8	Seat	59-57	245-2000-1 Std Only	Loc. Int.; 2.0055" OD, 1.7500" ID, 0.2160" Depth		
QTY	VALVE, MISC	YEARS	PART NO.	DESCRIPTION		
32	Keeper	59-57	VK-115A Std Only	1 groove; Square cut key groove; Carton pack 24		
32	Keeper	59-57	VK-115 Std Only	1 groove; Square cut key groove; Carton pack 32		
32	Keeper	59-57	VK-115R Std Only	1 groove; Square cut key groove; Hardened		

(continued on next page)

Ford Car (Incl. Edsel, Ford, Lincoln, Mercury)

40 292 4.8L (4786cc) OHV V8 (16 Valve), 3.75" Bore (Ford Eng.), 2 Bbl. "VIN C" 1959-1957
(cont.)

QTY	VALVE, MISC (cont.)	YEARS	PART NO.	DESCRIPTION
32	Keeper, Bulk	59-57	VK-115B Std Only	1 groove; Square cut key groove; Carton of 1000
16	Spring Insert	59-57	259-102C Std Only	.015"; Carton of 100
16	Spring Insert	59-57	259-102B Std Only	.030"; Carton of 100
16	Spring Insert	59-57	259-102A Std Only	.060"; Carton of 100
16	Spring Insert	59-57	259-502A Std Only	.060"; Carton of 50; O/S O.D. 1.542"
B	PISTON	YEARS	PART NO.	DESCRIPTION
8	Cast Piston	59-57	1022P + Std-30-40	Cast; .9122" Pin Dia.; 2 Rings 5/64 Groove, 1 Ring 3/16 Groove, 1.760 CD, Flat Head - 8.6:1 C.R.; Superseded - When depleted use 1022NP
8	Cast Piston	59-57	1022NP Std-30-40-60	VINTAGE; Cast
8	Cast Piston - Individual	59-57	W1022NP Std-30-40-60	
8	Cast Piston - Individual	59-57	W1022P 30 30	VINTAGE; Cast; .9122" Pin Dia.; 2 Rings 5/64 Groove, 1 Ring 3/16 Groove, 1.760 CD, Flat Head - 8.6:1 C.R.
8	Pin Bushing	59-57	1834V	VINTAGE; 1.306" length
B	RINGS	YEARS	PART NO.	DESCRIPTION
1	Premium Set	59-57	E-240K 20 20-30-40-60	2-5/64, 1-3/16; Premium Moly
1	Standard Set	59-57	E-240X Std-30-40-60	2-5/64, 1-3/16; Iron
B	SLEEVE	YEARS	PART NO.	DESCRIPTION
8	Repair Sleeve	59-57	SL-19M Std Only	3/32" wall, must be cut to correct length
B	ENGINE BEARINGS	YEARS	PART NO.	DESCRIPTION
1	Main Set	59-57	884M Std-10-20-30-40-50	VINTAGE
1	Rod Set	59-57	8-2000CPA Std-10-20-30-40	VINTAGE
8	Rod Pair	59-57	2000CPA Std-1-10-20-30-40	VINTAGE
1	Cam Set	59-57	1223M Std Only	VINTAGE; w/Cross-drilled No. 3 cam journal
1	Cam Set	59-57	1160M Std Only	VINTAGE; w/Grooved No. 3 cam journal
B	OIL PUMP	YEARS	PART NO.	DESCRIPTION
1	Oil Pump	59-57	224-41123	VINTAGE
1	Pump Repair Kit	59-57	224-51297	VINTAGE; Rotor type
1	Inter. Shaft	59-57	224-61123	VINTAGE

41 292 4.8L (4786cc) OHV V8 (16 Valve), 3.75" Bore (Ford Eng.), 4 Bbl. "VIN M" 1956

QTY	TIMING	YEARS	PART NO.	DESCRIPTION
1	Timing Chain	56	222-354	VINTAGE; Silent type; 1" wide chain; 56 Links
1	Crank Sprocket	56	223-250	VINTAGE; Use w/silent type chain; 21 Teeth
1	Cam Sprocket	56	223-249	VINTAGE; Use w/silent type chain; 42 Teeth
V	CAMSHAFT/LIFTER	YEARS	PART NO.	DESCRIPTION
1	Camshaft	56	CS-210	VINTAGE; 14 teeth on dist. drive gear; Shaft has oil groove in No. 3 journal; Mechanical, (050) Duration at .050 Lobe Lift, 196 Exh., 197 Int., 113 Degrees Lobe Separation
1	Prelube		55-403 Std Only	1.5 oz. packet
1	Prelube		55-400 Std Only	4 oz. bottle; 1.5 oz. packet No. 55-403 also avail.
16	Lifter	56	AT-892 Std Only	VINTAGE; Mech.; 2.380" Length
V	PUSH ROD	YEARS	PART NO.	DESCRIPTION
16	Push Rod	56	RP-3022 Std Only	VINTAGE; 8.3400" O.A.L.
V	VALVE	YEARS	PART NO.	DESCRIPTION
8	Exhaust	56	V-1127 Std Only	VINTAGE; Rototype; Free valve; 1.5100" Head Dia., 0.3418" Stem Dia., 5.0900" O.A.L.
8	Intake	56	V-1115 Std Only	VINTAGE; 1.7800" Head Dia., 0.3421" Stem Dia., 5.1100" O.A.L.
V	VALVE GUIDE	YEARS	PART NO.	DESCRIPTION
8	Guide	56	VG-5061 Std Only	Loc. Int.; 0.3430" ID, 2.3800" O.A.L.
V	VALVE SPRING	YEARS	PART NO.	DESCRIPTION
16	Spring	56	VS-1575 Std Only	VINTAGE; 2.1250" Free Height
V	VALVE SEAL	YEARS	PART NO.	DESCRIPTION
16	Valve Stem Seal	56	ST-2001 Std Only	Positive type; Installation requires valve guide machining; (RBBTF) Rubber/PTFE
16	Valve Stem Seal	56	MV-1599C Std Only	Umbrella type; (RBB) Rubber
16	Valve Stem Seal	56	MV-1903 Std Only	Use w/VG-5061 repair guide; Positive type; (RBB) Rubber
16	Valve Stem Seal Bulk	56	ST-2001BC Std Only	Positive type; Installation requires valve guide machining; Carton of 100; (RBBTF) Rubber/PTFE
16	Valve Stem Seal Bulk	56	MV-1599 Std Only	Umbrella type; Carton of 100; (RBB) Rubber
V	VALVE SEAT	YEARS	PART NO.	DESCRIPTION
8	Seat	56	245-1562-2 Std Only	Loc. Exh.; 1.5675" OD, 1.3125" ID, 0.2480" Depth
8	Seat	56	245-1562-2N Std Only	Loc. Exh.; Premium Material; 1.5675" OD, 1.3125" ID, 0.2480" Depth
8	Seat	56	245-1812-3 Std Only	Loc. Int.; 1.8175" OD, 1.5000" ID, 0.2160" Depth

(continued on next page)

Ford Car (Incl. Edsel, Ford, Lincoln, Mercury)

292 4.8L (4786cc) OHV V8 (16 Valve), 3.75" Bore (Ford Eng.), 4 Bbl. "VIN M" 1956 41
(cont.)

QTY	VALVE, MISC	YEARS	PART NO.	DESCRIPTION
32	Keeper	56	VK-115A Std Only	1 groove; Square cut key groove; Carton pack 24
32	Keeper	56	VK-115 Std Only	1 groove; Square cut key groove; Carton pack 32
32	Keeper	56	VK-115R Std Only	1 groove; Square cut key groove; Hardened
32	Keeper, Bulk	56	VK-115B Std Only	1 groove; Square cut key groove; Carton of 1000
16	Spring Insert	56	259-102C Std Only	.015"; Carton of 100
16	Spring Insert	56	259-102B Std Only	.030"; Carton of 100
16	Spring Insert	56	259-102A Std Only	.060"; Carton of 100
16	Spring Insert	56	259-502A Std Only	.060"; Carton of 50; O/S O.D. 1.542"
QTY	PISTON	YEARS	PART NO.	DESCRIPTION
8	Cast Piston	56	1022P + Std-30-40	Cast; .9122" Pin Dia.; 2 Rings 5/64 Groove, 1 Ring 3/16 Groove, 1.760 CD, Flat Head - 8.6:1 C.R.; Superseded - When depleted use 1022NP
8	Cast Piston	56	1022NP Std-30-40-60	VINTAGE; Cast
8	Cast Piston - Individual	56	W1022NP Std-30-40-60	
8	Cast Piston - Individual	56	W1022P 30 30	VINTAGE; Cast; .9122" Pin Dia.; 2 Rings 5/64 Groove, 1 Ring 3/16 Groove, 1.760 CD, Flat Head - 8.6:1 C.R.
8	Pin Bushing	56	1834V	VINTAGE; 1.306" length
QTY	RINGS	YEARS	PART NO.	DESCRIPTION
1	Premium Set	56	E-240K 20 20-30-40-60	2-5/64, 1-3/16; Premium Moly
1	Standard Set	56	E-240X Std-30-40-60	2-5/64, 1-3/16; Iron
QTY	SLEEVE	YEARS	PART NO.	DESCRIPTION
8	Repair Sleeve	56	SL-19M Std Only	3/32" wall, must be cut to correct length
QTY	ENGINE BEARINGS	YEARS	PART NO.	DESCRIPTION
1	Main Set	56	884M Std-10-20-30-40-50	VINTAGE
1	Rod Set	56	8-2000CPA Std-10-20-30-40	VINTAGE
8	Rod Pair	56	2000CPA Std-1-10-20-30-40	VINTAGE
1	Cam Set	56	1223M Std Only	VINTAGE; w/Cross-drilled No. 3 cam journal
1	Cam Set	56	1160M Std Only	VINTAGE; w/Grooved No. 3 cam journal
QTY	OIL PUMP	YEARS	PART NO.	DESCRIPTION
1	Oil Pump	56	224-41123	VINTAGE
1	Pump Repair Kit	56	224-51297	VINTAGE; Rotor type
1	Inter. Shaft	56	224-61123	VINTAGE

292 4.8L (4786cc) OHV V8 (16 Valve), 3.75" Bore (Ford Eng.), 4 Bbl. "VIN P" 1957-1955 42

QTY	TIMING	YEARS	PART NO.	DESCRIPTION
1	Timing Chain	57-55	222-354	VINTAGE; Silent type; 1" wide chain; 56 Links
1	Crank Sprocket	57-55	223-250	VINTAGE; Use w/silent type chain; 21 Teeth
1	Cam Sprocket	57-55	223-249	VINTAGE; Use w/silent type chain; 42 Teeth
QTY	CAMSHAFT/LIFTER	YEARS	PART NO.	DESCRIPTION
1	Camshaft	57-55	CS-210	VINTAGE; 14 teeth on dist. drive gear; Shaft has oil groove in No. 3 journal; Mechanical, (050) Duration at .050 Lobe Lift, 196 Exh., 197 Int., 113 Degrees Lobe Separation
1	Prelube		55-403 Std Only	1.5 oz. packet
1	Prelube		55-400 Std Only	4 oz. bottle; 1.5 oz. packet No. 55-403 also avail.
16	Lifter	57-55	AT-892 Std Only	VINTAGE; Mech.; 2.380" Length
QTY	PUSH ROD	YEARS	PART NO.	DESCRIPTION
16	Push Rod	57-56	RP-3022 Std Only	VINTAGE; 8.3400" O.A.L.
16	Push Rod	55	RP-3017 Std Only	VINTAGE; 8.2580" O.A.L.
QTY	VALVE	YEARS	PART NO.	DESCRIPTION
8	Exhaust	57-55	V-1127 Std Only	VINTAGE; Rototype; Free valve; 1.5100" Head Dia., 0.3418" Stem Dia., 5.0900" O.A.L.
8	Intake	57	V-1285 Std Only	VINTAGE; 1.9250" Head Dia., 0.3421" Stem Dia., 5.1100" O.A.L.
8	Intake	56-55	V-1115 Std Only	VINTAGE; 1.7800" Head Dia., 0.3421" Stem Dia., 5.1100" O.A.L.
QTY	VALVE GUIDE	YEARS	PART NO.	DESCRIPTION
8	Guide	57-55	VG-5061 Std Only	Loc. Int.; 0.3430" ID, 2.3800" O.A.L.
QTY	VALVE SPRING	YEARS	PART NO.	DESCRIPTION
16	Spring	57-55	VS-1575 Std Only	VINTAGE; 2.1250" Free Height
QTY	VALVE SEAL	YEARS	PART NO.	DESCRIPTION
16	Valve Stem Seal	57-55	ST-2001 Std Only	Positive type; Installation requires valve guide machining; (RBBTF) Rubber/PTFE
16	Valve Stem Seal	57-55	MV-1599C Std Only	Umbrella type; (RBB) Rubber
16	Valve Stem Seal	57-55	MV-1903 Std Only	Use w/VG-5061 repair guide; Positive type; (RBB) Rubber
16	Valve Stem Seal Bulk	57-55	ST-2001BC Std Only	Positive type; Installation requires valve guide machining; Carton of 100; (RBBTF) Rubber/PTFE
16	Valve Stem Seal Bulk	57-55	MV-1599 Std Only	Umbrella type; Carton of 100; (RBB) Rubber

(continued on next page)

Ford Car (Incl. Edsel, Ford, Lincoln, Mercury)

42 292 4.8L (4786cc) OHV V8 (16 Valve), 3.75" Bore (Ford Eng.), 4 Bbl. "VIN P" 1957-1955
(cont.)

QTY	VALVE SEAT	YEARS	PART NO.	DESCRIPTION
8	Seat	57-55	245-1562-2 Std Only	Loc. Exh.; 1.5675" OD, 1.3125" ID, 0.2480" Depth
8	Seat	57-55	245-1562-2N Std Only	Loc. Exh.; Premium Material; 1.5675" OD, 1.3125" ID, 0.2480" Depth
8	Seat	57	245-2000-1 Std Only	Loc. Int.; 2.0055" OD, 1.7500" ID, 0.2160" Depth
8	Seat	56-55	245-1812-3 Std Only	Loc. Int.; 1.8175" OD, 1.5000" ID, 0.2160" Depth
QTY	VALVE, MISC	YEARS	PART NO.	DESCRIPTION
32	Keeper	57-55	VK-115A Std Only	1 groove; Square cut key groove; Carton pack 24
32	Keeper	57-55	VK-115 Std Only	1 groove; Square cut key groove; Carton pack 32
32	Keeper	57-55	VK-115R Std Only	1 groove; Square cut key groove; Hardened
32	Keeper, Bulk	57-55	VK-115B Std Only	1 groove; Square cut key groove; Carton of 1000
16	Spring Insert	57-55	259-102C Std Only	.015"; Carton of 100
16	Spring Insert	57-55	259-102B Std Only	.030"; Carton of 100
16	Spring Insert	57-55	259-102A Std Only	.060"; Carton of 100
16	Spring Insert	57-55	259-502A Std Only	.060"; Carton of 50; O/S O.D. 1.542"
QTY	PISTON	YEARS	PART NO.	DESCRIPTION
8	Cast Piston	57-55	1022P + Std-30-40	Cast; .9122" Pin Dia.; 2 Rings 5/64 Groove, 1 Ring 3/16 Groove, 1.760 CD, Flat Head - 8.6:1 C.R.; Superseded - When depleted use 1022NP
8	Cast Piston	57-55	1022NP Std-30-40-60	VINTAGE; Cast
8	Cast Piston - Individual	57-55	W1022NP Std-30-40-60	
8	Cast Piston - Individual	57-55	W1022P 30 30	VINTAGE; Cast; .9122" Pin Dia.; 2 Rings 5/64 Groove, 1 Ring 3/16 Groove, 1.760 CD, Flat Head - 8.6:1 C.R.
8	Pin Bushing	57-55	1834V	VINTAGE; 1.306" length
QTY	RINGS	YEARS	PART NO.	DESCRIPTION
1	Premium Set	57-55	E-240K 20 20-30-40-60	2-5/64, 1-3/16; Premium Moly
1	Standard Set	57-55	E-240X Std-30-40-60	2-5/64, 1-3/16; Iron
QTY	SLEEVE	YEARS	PART NO.	DESCRIPTION
8	Repair Sleeve	57-55	SL-19M Std Only	3/32" wall, must be cut to correct length
QTY	ENGINE BEARINGS	YEARS	PART NO.	DESCRIPTION
1	Main Set	57-55	884M Std-10-20-30-40-50	VINTAGE
1	Rod Set	57-55	8-2000CPA Std-10-20-30-40	VINTAGE
8	Rod Pair	57-55	2000CPA Std-1-10-20-30-40	VINTAGE
1	Cam Set	57-55	1223M Std Only	VINTAGE; w/Cross-drilled No. 3 cam journal
1	Cam Set	57-55	1160M Std Only	VINTAGE; w/Grooved No. 3 cam journal
QTY	OIL PUMP	YEARS	PART NO.	DESCRIPTION
1	Oil Pump	57-55	224-41123	VINTAGE
1	Pump Repair Kit	57-56	224-51297	VINTAGE; Rotor type
1	Inter. Shaft	57-55	224-61123	VINTAGE

43 292 4.8L (4786cc) OHV V8 (16 Valve), 3.75" Bore (Ford Eng.), 2 Bbl. "VIN W" 1962-1960

QTY	TIMING	YEARS	PART NO.	DESCRIPTION
1	Timing Chain	62-60	222-354	VINTAGE; Silent type; 1" wide chain; 56 Links
1	Crank Sprocket	62-60	223-250	VINTAGE; Use w/silent type chain; 21 Teeth
1	Cam Sprocket	62-60	223-249	VINTAGE; Use w/silent type chain; 42 Teeth
QTY	CAMSHAFT/LIFTER	YEARS	PART NO.	DESCRIPTION
1	Camshaft	62-60	CS-210	VINTAGE; 14 teeth on dist. drive gear; Shaft has oil groove in No. 3 journal; Mechanical, (050) Duration at .050 Lobe Lift, 196 Exh., 197 Int., 113 Degrees Lobe Separation
1	Prelube		55-403 Std Only	1.5 oz. packet
1	Prelube		55-400 Std Only	4 oz. bottle; 1.5 oz. packet No. 55-403 also avail.
16	Lifter	62-60	AT-892 Std Only	VINTAGE; Mech.; 2.380" Length
QTY	PUSH ROD	YEARS	PART NO.	DESCRIPTION
16	Push Rod	62-60	RP-3022 Std Only	VINTAGE; 8.3400" O.A.L.
QTY	VALVE	YEARS	PART NO.	DESCRIPTION
8	Exhaust	62-60	V-1127 Std Only	VINTAGE; Rototype; Free valve; 1.5100" Head Dia., 0.3418" Stem Dia., 5.0900" O.A.L.
8	Intake	62-60	V-1128 Std Only	VINTAGE; 1.6470" Head Dia., 0.3420" Stem Dia., 5.0900" O.A.L.
QTY	VALVE GUIDE	YEARS	PART NO.	DESCRIPTION
8	Guide	62-60	VG-5061 Std Only	Loc. Int.; 0.3430" ID, 2.3800" O.A.L.
QTY	VALVE SPRING	YEARS	PART NO.	DESCRIPTION
16	Spring	62-60	VS-1575 Std Only	VINTAGE; 2.1250" Free Height
QTY	VALVE SEAL	YEARS	PART NO.	DESCRIPTION
16	Valve Stem Seal	62-60	ST-2001 Std Only	Positive type; Installation requires valve guide machining; (RBBTF) Rubber/PTFE
16	Valve Stem Seal	62-60	MV-1599C Std Only	Umbrella type; (RBB) Rubber
16	Valve Stem Seal	62-60	MV-1903 Std Only	Use w/VG-5061 repair guide; Positive type; (RBB) Rubber

(continued on next page)

Ford Car (Incl. Edsel, Ford, Lincoln, Mercury)

292 4.8L (4786cc) OHV V8 (16 Valve), 3.75" Bore (Ford Eng.), 2 Bbl. "VIN W" 1962-1960 43
(cont.)

	QTY	VALVE SEAL (cont.)	YEARS	PART NO.	DESCRIPTION
VALVE TRAIN	16	Valve Stem Seal Bulk	62-60	ST-2001BC Std Only	Positive type; Installation requires valve guide machining; Carton of 100; (RBBTF) Rubber/PTFE
	16	Valve Stem Seal Bulk	62-60	MV-1599 Std Only	Umbrella type; Carton of 100; (RBB) Rubber
	8	Seat	62-60	245-1562-2 Std Only	Loc. Exh.; 1.5675" OD, 1.3125" ID, 0.2480" Depth
	8	Seat	62-60	245-1562-2N Std Only	Loc. Exh.; Premium Material; 1.5675" OD, 1.3125" ID, 0.2480" Depth
	8	Seat	62-60	245-1750-3 Std Only	Loc. Int.; 1.7555" OD, 1.4375" ID, 0.2160" Depth
	8	Seat	62-60	245-1750-3N Std Only	Loc. Int.; Premium Material; 1.7555" OD, 1.4375" ID, 0.2160" Depth
	32	Keeper	62-60	VK-115A Std Only	1 groove; Square cut key groove; Carton pack 24
	32	Keeper	62-60	VK-115 Std Only	1 groove; Square cut key groove; Carton pack 32
	32	Keeper	62-60	VK-115R Std Only	1 groove; Square cut key groove; Hardened
	16	Keeper, Bulk	62-60	VK-115B Std Only	1 groove; Square cut key groove; Carton of 1000
BLOCK	8	Cast Piston	62-60	1022P + Std-30-40	Cast; .9122" Pin Dia.; 2 Rings 5/64 Groove, 1 Ring 3/16 Groove, 1.760 CD, Flat Head - 8.6:1 C.R.; Superseded - When depleted use 1022NP
	8	Cast Piston	62-60	1022NP Std-30-40-60	VINTAGE; Cast
	8	Cast Piston - Individual	62-60	W1022NP Std-30-40-60	
	8	Cast Piston - Individual	62-60	W1022P 30 30	VINTAGE; Cast; .9122" Pin Dia.; 2 Rings 5/64 Groove, 1 Ring 3/16 Groove, 1.760 CD, Flat Head - 8.6:1 C.R.
	8	Pin Bushing	62-60	1834V	VINTAGE; 1.306" length
	1	Premium Set	62-60	E-240K 20 20-30-40-60	2-5/64, 1-3/16; Premium Moly
	1	Standard Set	62-60	E-240X Std-30-40-60	2-5/64, 1-3/16; Iron
	8	Repair Sleeve	62-60	SL-19M Std Only	3/32" wall, must be cut to correct length
	1	Main Set	62-60	884M Std-10-20-30-40-50	VINTAGE
	1	Rod Set	62-60	8-2000CPA Std-10-20-30-40	VINTAGE
8	Rod Pair	62-60	2000CPA Std-1-10-20-30-40	VINTAGE	
1	Cam Set	62-60	1223M Std Only	VINTAGE; w/Cross-drilled No. 3 cam journal	
1	Cam Set	62-60	1160M Std Only	VINTAGE; w/Grooved No. 3 cam journal	
1	Oil Pump	62-60	224-41123	VINTAGE	
1	Pump Repair Kit	62-60	224-51297	VINTAGE; Rotor type	
1	Inter. Shaft	62-60	224-61123	VINTAGE	

302 5.0L (4950cc) OHV V8 (16 Valve), 4" Bore (Ford Eng.), 2 Bbl. "VIN D" 1972-1969 44

	QTY	TIMING	YEARS	PART NO.	DESCRIPTION
VALVE TRAIN	1	3 Piece Set	72	KT3-358SA	From 5/2/72; Incl. silent type chain; w/2 pc. fuel pump ecc.; (1) 222-358; (1) 223-430; (1) 223-431
	1	3 Piece Set	72	KT3-358S	VINTAGE; To 5/1/72; Incl. silent type chain; w/1 pc. fuel pump ecc.; (1) 222-358; (1) 223-406; (1) 223-431
	1	3 Piece Set	71-69	KT3-358S	VINTAGE; Incl. silent type chain; w/1 pc. fuel pump ecc.; (1) 222-358; (1) 223-406; (1) 223-431
	1	Timing Chain	72-69	222-358	Silent type; 58 Links
	1	Crank Sprocket	72-69	223-431	If engine is equipped with an oil shield, the oil shield must be discarded when installing crank sprocket 223-431; Use w/Silent type chain; 21 Teeth
	1	Cam Sprocket	72	223-430	From 5/2/72; Use w/Silent type chain; 42 Teeth
	1	Cam Sprocket	72	223-406	VINTAGE; To 5/1/72; 42 Teeth
	1	Cam Sprocket	71-69	223-406	VINTAGE; 42 Teeth
	1	Camshaft	72	CS-560	VINTAGE; Exc. Calif. w/A/T; Hyd.; Hydraulic, (050) Duration at .050 Lobe Lift, 189 Exh., 184 Int., 112 Degrees Lobe Separation
	1	Camshaft	71-69	CS-560	VINTAGE; Hyd.; Hydraulic, (050) Duration at .050 Lobe Lift, 189 Exh., 184 Int., 112 Degrees Lobe Separation
1	Performance Cam	72-69	CS-1158R	302 firing order; Pro-1500 Perf. Cam; Hyd.; 0.448" Exh. Valve Lift, 0.424" Int. Valve Lift, Hydraulic, (050) Duration at .050 Lobe Lift, 204 Exh., 194 Int., 110 Degrees Lobe Separation	

(continued on next page)

Ford Car (Incl. Edsel, Ford, Lincoln, Mercury)

44 302 5.0L (4950cc) OHV V8 (16 Valve), 4" Bore (Ford Eng.), 2 Bbl. "VIN D" 1972-1969
(cont.)

VALVE TRAIN

VALVE TRAIN

QTY	CAMSHAFT/LIFTER	YEARS	PART NO.	DESCRIPTION
1	Performance Cam	72-69	CS-1084R	351W firing order; Pro-2000 Perf. Cam; Use w/Hyd. lifters; 0.472" Exh. Valve Lift, 0.448" Int. Valve Lift, Hydraulic, (050) Duration at .050 Lobe Lift, 214 Exh., 204 Int., 112 Degrees Lobe Separation
1	Performance Cam	72-69	CS-1231R	351W firing order; Pro-3000 Perf. Cam; Use w/Hyd. lifters; 0.496" Exh. Valve Lift, 0.472" Int. Valve Lift, Hydraulic, (050) Duration at .050 Lobe Lift, 224 Exh., 214 Int., 112 Degrees Lobe Separation
1	Prelube		55-403 Std Only	1.5 oz. packet
1	Prelube		55-400 Std Only	4 oz. bottle; 1.5 oz. packet No. 55-403 also avail.
16	Lifter	72-69	HT-900 Std Only	Hyd.
16	Lifter	72-69	HT-900R Std Only	Speed-Pro Hi-Revolution Hyd.; Use w/adj. rocker assy.
16	Lifter, Bulk	72-69	HT-900B Std Only	Hyd.; Carton of 122
16	Lifter, Bulk	72-69	HT-900RB Std Only	Speed-Pro Hi-Revolution Hyd.; Use w/adj. rocker assy.; Carton of 122
QTY	CAM KIT	YEARS	PART NO.	DESCRIPTION
1	Cam/Lifter Kit	72-69	KC-1158R	302 firing order; Hyd.; Incl. Pro-1500 Perf. Cam; Duration at .050"; 194 Int.; 204 Exh.; Valve lift .424" Int., .448" Exh.; Lobe Separation 110 Degrees; (1) 55-403B; (1) CS-1158R; (16) HT-900
1	Cam/Lifter Kit	72-69	KC-1084R	351W firing order; Hyd.; Incl. Pro-2000 Perf. Cam; Duration at .050; 204 Int., 224 Exh.; Valve lift .448" Int., .472" Exh.; Lobe Separation 112 Degrees; (1) 55-403B; (1) CS-1084R; (16) HT-900
1	Cam/Lifter Kit	72-69	KC-1231R	351W firing order; Hyd.; Incl. Pro-3000 Perf. Cam; Duration at .050; 214 Int.; 224 Exh.; Valve lift .472" Int., .496" Exh.; Lobe Separation 112 Degrees; (1) 55-403B; (1) CS-1231R; (16) HT-900
QTY	PUSH ROD	YEARS	PART NO.	DESCRIPTION
16	Push Rod	72-70	RP-3167 Std Only	6.8760" O.A.L.
16	Push Rod	72-70	RP-3223R Std Only	Chrome-Moly; 6.8850" O.A.L.
16	Push Rod	69	RP-3222R Std Only	Chrome-Moly; 6.8040" O.A.L.
16	Push Rod	69	RP-3165 Std Only	VINTAGE; 6.8010" O.A.L.
16	Push Rod, Bulk	72-70	BRP-3167 Std Only	Carton of 100; 6.8760" O.A.L.
16	Push Rod, Bulk	69	BRP-3165 Std Only	VINTAGE; Carton of 100; 6.8010" O.A.L.
8	Push Rod Guide Plate	72-69	MR-1897 Std Only	Speed-Pro flat guide plate for 5/16" dia. push rods; Requires screw-in studs
QTY	ROCKER PARTS	YEARS	PART NO.	DESCRIPTION
16	Arm Assy.	72-69	R-847 Std Only	VINTAGE; Incl. arm, ball & nut; rail style rockers; Cast iron; w/stud type mount; Incl. 3/8" nut; Incl. 5/16" nut
16	Arm Assy., Bulk	72-69	R-847B Std Only	VINTAGE; Incl. arm, ball & nut; rail style rockers; Cast iron; w/stud type mount; Incl. 3/8" nut; Incl. 5/16" nut; Carton of 64
16	Arm	72-69	R-847A Std Only	VINTAGE; Rail style rockers; Cast iron; w/stud type mount
16	Rocker Arm Ball	72-69	MR-1809 Std Only	
16	Rocker Arm Ball	72-69	MR-1809B Std Only	Carton of 500
16	Nut	72-69	MR-1823 Std Only	5/16" x 24
16	Nut	72-69	MR-1751 Std Only	Self-locking, 3/8" x 24 threads
16	Stud	72-70	MR-1902 Std Only	.006" O/S, .378" X 24 x 2.600"
16	Stud	72-70	MR-1901 Std Only	3/8" x 24 x 2.600"
QTY	VALVE	YEARS	PART NO.	DESCRIPTION
8	Exhaust	72-70	V-1961 Std-3-15	Chrome plated stem; 1.4600" Head Dia., 0.3415" Stem Dia., 5.0700" O.A.L.
8	Exhaust	69	V-1961 Std-3-15	From Change L-4; Chrome plated stem; 1.4600" Head Dia., 0.3415" Stem Dia., 5.0700" O.A.L.
8	Exhaust	69	V-1784 Std-15	VINTAGE; To Change L-4; 1.4500" Head Dia., 0.3415" Stem Dia., 4.8730" O.A.L.
8	Exhaust, Bulk	72-70	V-1961B Std-15	Chrome plated stem; Carton of 25; 1.4520" Head Dia., 0.3415" Stem Dia., 5.0700" O.A.L.
8	Exhaust, Bulk	72-70	V-1961B 15 Std-15	Chrome plated stem; Carton of 25; 1.4520" Head Dia., 0.3565" Stem Dia., 5.0700" O.A.L.
8	Exhaust, Bulk	69	V-1961B Std-15	From Change L-4; Chrome plated stem; Carton of 25; 1.4520" Head Dia., 0.3415" Stem Dia., 5.0700" O.A.L.
8	Exhaust, Bulk	69	V-1961B 15 Std-15	From Change L-4; Chrome plated stem; Carton of 25; 1.4520" Head Dia., 0.3565" Stem Dia., 5.0700" O.A.L.
8	Exhaust, Bulk	69	V-1784B 15 15	VINTAGE; To Change L-4; Carton of 25; 1.4500" Head Dia., 0.3565" Stem Dia., 4.8730" O.A.L.
8	Intake	72-70	V-1932 Std-15	VINTAGE; Chrome plated stem; 1.7810" Head Dia., 0.3420" Stem Dia., 5.0500" O.A.L.
8	Intake	69	V-1932 Std-15	VINTAGE; From Change L-4; Chrome plated stem; 1.7810" Head Dia., 0.3420" Stem Dia., 5.0500" O.A.L.

(continued on next page)

Ford Car (Incl. Edsel, Ford, Lincoln, Mercury)

302 5.0L (4950cc) OHV V8 (16 Valve), 4" Bore (Ford Eng.), 2 Bbl. "VIN D" 1972-1969 44
(cont.)

QTY	VALVE (cont.)	YEARS	PART NO.	DESCRIPTION
8	Intake	69	V-1785 Std-15	VINTAGE; To Change L-4; 1.7740" Head Dia., 0.3420" Stem Dia., 4.8630" O.A.L.
8	Intake, Bulk	69	V-1785B Std-15	VINTAGE; Carton of 25; 1.7800" Head Dia., 0.3420" Stem Dia., 4.8730" O.A.L.
QTY	VALVE GUIDE	YEARS	PART NO.	DESCRIPTION
16	Guide	72-69	VG-5061 Std Only	0.3430" ID, 2.3800" O.A.L
QTY	VALVE SPRING	YEARS	PART NO.	DESCRIPTION
8	Spring	72-69	VS-1435 Std Only	Loc. Exh.; 1.9650" Free Height
8	Spring	72-69	VS-661 Std Only	Loc. Exh.; Incl. damper; 2.0460" Free Height
8	Spring	72-69	VS-1435 Std Only	Loc. Int.; 1.9650" Free Height
8	Spring	72-69	VS-661 Std Only	Loc. Int.; Incl. damper; 2.0460" Free Height
8	Spring	69	VS-672 Std Only	VINTAGE; Loc. Exh.; 1.9700" Free Height
8	Spring	69	VS-672 Std Only	VINTAGE; Loc. Int.; 1.9700" Free Height
8	Spring, Bulk	72-69	VS-1435B Std Only	Loc. Exh.; Carton of 250; 1.9650" Free Height
8	Spring, Bulk	72-69	VS-1435B Std Only	Loc. Int.; Carton of 250; 1.9650" Free Height
QTY	VALVE SEAL	YEARS	PART NO.	DESCRIPTION
16	Valve Stem Seal	72-70	ST-2001 Std Only	Positive type; Installation requires valve guide machining; (RBBTF) Rubber/PTFE
16	Valve Stem Seal	72-69	MV-1796C Std Only	Umbrella type; Fits Std. to .015" O/S valve stem; (RBB) Rubber
16	Valve Stem Seal	72-69	MV-1903 Std Only	Use w/repair guide; Positive type; (RBB) Rubber
16	Valve Stem Seal Bulk	72-70	ST-2001BC Std Only	Positive type; Installation requires valve guide machining; Carton of 100; (RBBTF) Rubber/PTFE
16	Valve Stem Seal Bulk	72-69	MV-1796 Std Only	Umbrella type; Fits Std. to .015" O/S valve stem; Carton of 100; (RBB) Rubber
QTY	VALVE SEAT	YEARS	PART NO.	DESCRIPTION
8	Seat	72-69	245-1562-1 Std Only	Loc. Exh.; 1.5675" OD, 1.3125" ID, 0.2160" Depth
8	Seat	72-69	245-1562-1N Std Only	Loc. Exh.; Premium Material; 1.5675" OD, 1.3125" ID, 0.2160" Depth
8	Seat	72-69	245-1875-1 Std Only	Loc. Int.; 1.8810" OD, 1.6100" ID, 0.2485" Depth
8	Seat	72-69	245-1875-1N Std Only	Loc. Int.; Premium Material; 1.8810" OD, 1.6100" ID, 0.2485" Depth
QTY	VALVE, MISC	YEARS	PART NO.	DESCRIPTION
32	Keeper	72-69	VK-115A Std Only	1 groove; Square cut key groove; Carton pack 24
32	Keeper	72-69	VK-115 Std Only	1 groove; Square cut key groove; Carton pack 32
32	Keeper	72-69	VK-115R Std Only	1 groove; Square cut key groove; Hardened
32	Keeper, Bulk	72-69	VK-115B Std Only	1 groove; Square cut key groove; Carton of 1000
16	Spring Insert	72-69	259-102C Std Only	.015"; Carton of 100
16	Spring Insert	72-69	259-102B Std Only	.030"; Carton of 100
16	Spring Insert	72-69	259-102A Std Only	.060"; Carton of 100
16	Spring Insert	72-69	259-502A Std Only	.060"; Carton of 50; O/S O.D. 1.542"
QTY	PISTON	YEARS	PART NO.	DESCRIPTION
8	Cast Piston	72-69	H273CP Std-20-30-40-60	Perf. or reg. duty operation; Use w/E-251K, E-251KC or E-251X ring set; Hypereutectic; .9122" Pin Dia.; 2 Rings 5/64 Groove, 1 Ring 3/16 Groove, 1.605 CD, Flat, 4 reliefs; DUROSHIELD® skirt coated piston
8	Cast Piston	72-69	272AP Std-20-30-40-60-80	VINTAGE; Cast; .9122" Pin Dia.; 2 Rings 5/64 Groove, 1 Ring 3/16 Groove, 1.585 CD, Recessed Head .110 deep x 2.910 dia. w/4 valve reliefs - 8.9:1 C.R.
8	Cast Piston - Individual	72-69	WH273CP Std-20-30-40-60	Perf. or reg. duty operation; Use w/E-251K, E-251KC or E-251X ring set; Hypereutectic; .9122" Pin Dia.; 2 Rings 5/64 Groove, 1 Ring 3/16 Groove, 1.605 CD, Flat, 4 reliefs; DUROSHIELD® skirt coated piston
8	Cast Piston - Individual	72-69	W272AP Std-20-30-40-60-80	VINTAGE; Cast; .9122" Pin Dia.; 2 Rings 5/64 Groove, 1 Ring 3/16 Groove, 1.585 CD, Recessed Head .110 deep x 2.910 dia. w/4 valve reliefs - 8.9:1 C.R.
1	Cast Piston Set w/Prem. Rings	72-69	8KH273CP 30 30-40-60	Perf. or reg. duty operation; Cast; .9122" Pin Dia.; 2 Rings 5/64 Groove, 1 Ring 3/16 Groove, 1.605 CD, Flat Head w/4 valve reliefs; DUROSHIELD® skirt coated piston
1	Cast Piston Set w/Prem. Rings	72-69	8K272AP 30 30-40-60	VINTAGE; Cast; .9122" Pin Dia.; 2 Rings 5/64 Groove, 1 Ring 3/16 Groove, 1.585 CD, Recessed Head .110 deep x 2.910 dia. w/4 valve reliefs - 8.9:1 C.R.
1	Cast Piston Set w/Econ. Rings	72-69	8X272AP 20 20-30-40-60	VINTAGE; Cast; .9122" Pin Dia.; 2 Rings 5/64 Groove, 1 Ring 3/16 Groove, 1.585 CD, Recessed Head .110 deep x 2.910 dia. w/4 valve reliefs - 8.9:1 C.R.
8	POWERFORGED Piston-Individual	72-69	WL-2305F 40 40	Powerforged; 0.9123" Pin Dia.; 2 Rings 5/64 Groove, 1 Ring 3/16 Groove, 1.605 CD, Recessed Head .068 deep w/4 valve reliefs and pressed pin. DUROSHIELD® skirt coated piston.
QTY	RINGS	YEARS	PART NO.	DESCRIPTION
1	Premium Set	72-69	E-251KC Std-20-30-40-60	2-5/64, 1-3/16; Premium Chrome

VALVE TRAIN

BLOCK

VALVE TRAIN

BLOCK

(continued on next page)

Ford Car (Incl. Edsel, Ford, Lincoln, Mercury)

44 302 5.0L (4950cc) OHV V8 (16 Valve), 4" Bore (Ford Eng.), 2 Bbl. "VIN D" 1972-1969
(cont.)

BLOCK		QTY	RINGS (cont.)	YEARS	PART NO.	DESCRIPTION			BLOCK	
		1	Premium Set	72-69	E-251K Std-10-20-30-40-60	2-5/64, 1-3/16; Premium Moly				
		1	Premium Set	72-69	R-9903 Std-20-30-60	2-5/64, 1-3/16; Speed-Pro plasma-moly Perf. ring set				
		1	Standard Set	72-69	E-251X Std-10-20-30-40-60-80	2-5/64, 1-3/16; Iron				
		8	Premium Single Cylinder Set	72-69	WE-251K Std-30-40-60	2-5/64, 1-3/16; Premium Moly				
		8	Standard Single Cylinder Set	72-69	WE-251X Std-30-40-60	2-5/64, 1-3/16; Iron				
BLOCK		QTY	SLEEVE	YEARS	PART NO.	DESCRIPTION			BLOCK	
		8	Repair Sleeve	72-69	SL-22Y Std Only	1/8" wall, must be cut to correct length; O.A.L. 10.250"				
		8	Repair Sleeve	72-69	SL-22M Std Only	3/32" wall, must be cut to correct length; O.A.L. 10.250"				
BLOCK		QTY	ENGINE BEARINGS	YEARS	PART NO.	DESCRIPTION			BLOCK	
		1	Main Set	72-69	7151M 10 10-20-30	.020" O/S length flange brg.				
		1	Main Set	72-69	4125MA Std-1-10-20-30-40-60	A-Series aluminum bearings ; Incl. contoured design thrust brg.				
		1	Main Set	72-69	4125M Std-1-10-20-30-40	Incl. contoured design thrust brg.				
		1	Main Set	72-69	129M Std-1-1X-10	Race Performance; 3/4 grooved				
		1	Main Set	72-69	C129M Std-1X-10	Race Performance; 3/4 grooved; DUROSHIELD® coated bearings				
		1	Rod Set	72-69	8-2600CP Std-1-10-20-30-40	8-2600CA 60 avail. as unplated & resizeable				
		1	Rod Set	72-69	8-2600A Std-1-10-20-30-40-60	A-Series aluminum bearings				
		1	Rod Set	72-69	8-7160CH Std-1X-10	Race Performance				
		1	Rod Set	72-69	C8-7160CH Std-10	Race Performance; Coated bearings				
		1	Rod Set	72-69	8-2600CA 60 60	Unplated & resizeable				
		8	Rod Pair	72-69	2600CP Std-1-10-20-30					
		8	Rod Pair	72-69	2600A Std-10-20-30	A-Series aluminum bearings				
		1	Cam Set	72-69	1204M Std-10	Babbitt material; Full round design				
		1	Cam Set	72-69	2102M Std Only	Race Performance				
BLOCK		QTY	OIL PUMP	YEARS	PART NO.	DESCRIPTION			BLOCK	
		1	Oil Pump	72-69	224-41118					
		1	Oil Pump	72-69	224-43370	High Pressure				
		1	Oil Pump	72-69	224-41128	High Volume, check pan for clearance; Incl. inter. shaft				
		1	Inter. Shaft	72-71	224-61118					
		1	Screen Assy.	72-69	224-11118	VINTAGE				
BLOCK		QTY	GASKETS	YEARS	PART NO.	DESCRIPTION			BLOCK	
		1	Kit Gasket Set	72-69	260-1125T	PermaDryPlus® valve cover & oil pan gskts. incl.; Premium valve stem seals incl.; Improved Design				
		1	Kit Gasket Set	72-69	260-1082	Premium set; Hi-Perf.; Header gskts. incl.; Complete set				
		1	Kit Gasket Set	72-69	260-1125	Premium valve stem seals incl.				
BLOCK		QTY	FREEZE PLUGS	YEARS	PART NO.	DESCRIPTION			BLOCK	
		1	Brass Block Plug Kit	72-69	381-8015					
		1	Steel Block Plug Kit	72-69	381-4010					
		1	Brass Deep Cup Freeze Plug	72-69	381-9002	1.500" Diameter, 0.375" Height				
		1	Steel Deep Cup Freeze Plug	72-69	381-3095	0.500" Diameter				
		1	Steel Deep Cup Freeze Plug	72-69	381-3038	0.750" Diameter				
		1	Steel Deep Cup Freeze Plug	72-69	381-3133	1.500" Diameter, 0.375" Height				
		1	Steel Deep Cup Freeze Plug	72-69	381-3195	2.156" Diameter				
KITS		RE-RING KIT	YEARS	DESCRIPTION		PREMIUM KIT NO.	ECONOMY KIT NO.	KITS		
		72-69	Premium gskt. set incl.; Premium valve stem seals incl.; Incl. A-Series aluminum bearings	Re-ring		205-653	205-153			
		72-69	Premium gskt. set incl.; Premium valve stem seals incl.; Incl. A-Series aluminum bearings ; Incl. contoured design thrust brg.	Re-ring w/Mains		205-653M	205-153M			

45 302 5.0L (4950cc) OHV V8 (16 Valve), 4" Bore (Ford Eng.), 2 Bbl. "VIN F" 1980-1968

QTY	TIMING	YEARS	PART NO.	DESCRIPTION
1	3 Piece Set	80	KT3-163SA	HO; Incl. double rlr. type chain; .500" thick cam sprocket hub; (1) 222-163; (1) 223-468; (1) 223-531
1	3 Piece Set	80-73	KT3-358SA	Incl. silent type chain; w/2 pc. fuel pump ecc.; (1) 222-358; (1) 223-430; (1) 223-431
1	3 Piece Set	72	KT3-358SA	From 5/2/72; Incl. silent type chain; w/2 pc. fuel pump ecc.; (1) 222-358; (1) 223-430; (1) 223-431
1	3 Piece Set	72	KT3-358S	VINTAGE; To 5/1/72; Incl. silent type chain; w/1 pc. fuel pump ecc.; (1) 222-358; (1) 223-406; (1) 223-431
1	3 Piece Set	71-68	KT3-358S	VINTAGE; Incl. silent type chain; w/1 pc. fuel pump ecc.; (1) 222-358; (1) 223-406; (1) 223-431
1	Timing Set w/Gaskets	80-79	CTS-2000	Incl. silent type chain
1	Timing Set w/Gaskets	78-73	CTS-2001	VINTAGE; Incl. silent type chain
1	Timing Chain	80	222-163	HO; Double rlr.; 58 Links
1	Timing Chain	80-68	222-358	Silent type; 58 Links
1	Crank Sprocket	80	223-531	Double row; Use w/Double rlr. chain; 21 Teeth

(continued on next page)

Ford Car (Incl. Edsel, Ford, Lincoln, Mercury)

302 5.0L (4950cc) OHV V8 (16 Valve), 4" Bore (Ford Eng.), 2 Bbl. "VIN F" 1980-1968 45
(cont.)

QTY	TIMING (cont.)	YEARS	PART NO.	DESCRIPTION
1	Crank Sprocket	80	223-531	Exc. Lincoln Continental Base, Versailles Base Mercury Colony Park Base, Grand Marquis Colony Park; HO; Double row; Use w/Double rlr. chain; 21 Teeth
1	Crank Sprocket	80-68	223-431	If engine is equipped with an oil shield, the oil shield must be discarded when installing crank sprocket 223-431; Use w/Silent type chain; 21 Teeth
1	Cam Sprocket	80-73	223-430	Use w/Silent type chain; 42 Teeth
1	Cam Sprocket	72	223-430	From 5/2/72; Use w/Silent type chain; 42 Teeth
1	Cam Sprocket	72	223-406	VINTAGE; To 5/1/72; 42 Teeth
1	Cam Sprocket	71-68	223-406	VINTAGE; 42 Teeth
QTY	CAMSHAFT/LIFTER	YEARS	PART NO.	DESCRIPTION
1	Camshaft	80-75	CS-668	Hydraulic, (050) Duration at .050 Lobe Lift, 192 Exh., 183 Int., 108 Degrees Lobe Separation
1	Camshaft	76-75	CS-560	VINTAGE; Canada; Hyd.; Hydraulic, (050) Duration at .050 Lobe Lift, 189 Exh., 184 Int., 112 Degrees Lobe Separation
1	Camshaft	75	CS-560	VINTAGE; To 5/19/75; US; Hyd.; Hydraulic, (050) Duration at .050 Lobe Lift, 189 Exh., 184 Int., 112 Degrees Lobe Separation
1	Camshaft	74-73	CS-560	VINTAGE; Hyd.; Hydraulic, (050) Duration at .050 Lobe Lift, 189 Exh., 184 Int., 112 Degrees Lobe Separation
1	Camshaft	72	CS-560	VINTAGE; Exc. Calif. w/A/T; Hyd.; Hydraulic, (050) Duration at .050 Lobe Lift, 189 Exh., 184 Int., 112 Degrees Lobe Separation
1	Camshaft	71-68	CS-560	VINTAGE; Hyd.; Hydraulic, (050) Duration at .050 Lobe Lift, 189 Exh., 184 Int., 112 Degrees Lobe Separation
1	Performance Cam	80-68	CS-1158R	302 firing order; Pro-1500 Perf. Cam; Hyd.; 0.448" Exh. Valve Lift, 0.424" Int. Valve Lift, Hydraulic, (050) Duration at .050 Lobe Lift, 204 Exh., 194 Int., 110 Degrees Lobe Separation
1	Performance Cam	80-68	CS-1084R	351W firing order; Pro-2000 Perf. Cam; Use w/Hyd. lifters; 0.472" Exh. Valve Lift, 0.448" Int. Valve Lift, Hydraulic, (050) Duration at .050 Lobe Lift, 214 Exh., 204 Int., 112 Degrees Lobe Separation
1	Performance Cam	80-68	CS-1231R	351W firing order; Pro-3000 Perf. Cam; Use w/Hyd. lifters; 0.496" Exh. Valve Lift, 0.472" Int. Valve Lift, Hydraulic, (050) Duration at .050 Lobe Lift, 224 Exh., 214 Int., 112 Degrees Lobe Separation
1	Prelube		55-403 Std Only	1.5 oz. packet
1	Prelube		55-400 Std Only	4 oz. bottle; 1.5 oz. packet No. 55-403 also avail.
16	Lifter	80-68	HT-900 Std Only	Hyd.
16	Lifter	80-68	HT-900R Std Only	Speed-Pro Hi-Revolution Hyd.; Use w/adj. rocker assy.
16	Lifter, Bulk	80-68	HT-900B Std Only	Hyd.; Carton of 122
16	Lifter, Bulk	80-68	HT-900RB Std Only	Speed-Pro Hi-Revolution Hyd.; Use w/adj. rocker assy.; Carton of 122
QTY	CAM KIT	YEARS	PART NO.	DESCRIPTION
1	Cam/Lifter Kit	80-68	KC-1158R	302 firing order; Hyd.; Incl. Pro-1500 Perf. Cam; Duration at .050"; 194 Int.; 204 Exh.; Valve lift .424" Int., .448" Exh.; Lobe Separation 110 Degrees; (1) 55-403B; (1) CS-1158R; (16) HT-900
1	Cam/Lifter Kit	80-68	KC-1084R	351W firing order; Hyd.; Incl. Pro-2000 Perf. Cam; Duration at .050; 204 Int., 224 Exh.; Valve lift .448" Int., .472" Exh.; Lobe Separation 112 Degrees; (1) 55-403B; (1) CS-1084R; (16) HT-900
1	Cam/Lifter Kit	80-68	KC-1231R	351W firing order; Hyd.; Incl. Pro-3000 Perf. Cam; Duration at .050; 214 Int.; 224 Exh.; Valve lift .472" Int., .496" Exh.; Lobe Separation 112 Degrees; (1) 55-403B; (1) CS-1231R; (16) HT-900
1	Cam/Lifter Kit	80-75	KC-668	Hyd.; (1) 55-403B; (1) CS-668; (16) HT-900
1	Cam/Lifter/Timing Kit	80-75	KCT-668	Hyd.; Incl. silent type chain; (1) 55-403B; (1) CS-668; (16) HT-900; (1) KT3-358SA
QTY	PUSH ROD	YEARS	PART NO.	DESCRIPTION
16	Push Rod	80-70	RP-3167 Std Only	6.8760" O.A.L.
16	Push Rod	80-70	RP-3223R Std Only	Chrome-Moly; 6.8850" O.A.L.
16	Push Rod	69-68	RP-3222R Std Only	Chrome-Moly; 6.8040" O.A.L.
16	Push Rod	69-68	RP-3165 Std Only	VINTAGE; 6.8010" O.A.L.
16	Push Rod, Bulk	80-70	BRP-3167 Std Only	Carton of 100; 6.8760" O.A.L.
16	Push Rod, Bulk	69-68	BRP-3165 Std Only	VINTAGE; Carton of 100; 6.8010" O.A.L.
8	Push Rod Guide Plate	78-68	MR-1897 Std Only	Speed-Pro flat guide plate for 5/16" dia. push rods; Requires screw-in studs
QTY	ROCKER PARTS	YEARS	PART NO.	DESCRIPTION
16	Arm Assy.	80-78	R-879 Std Only	Incl. arm & pivot; Stamped steel; Bolt type mount

VALVE TRAIN

VALVE TRAIN

(continued on next page)

Ford Car (Incl. Edsel, Ford, Lincoln, Mercury)

45 302 5.0L (4950cc) OHV V8 (16 Valve), 4" Bore (Ford Eng.), 2 Bbl. "VIN F" 1980-1968
(cont.)

VALVE TRAIN

VALVE TRAIN

QTY	ROCKER PARTS (cont.)	YEARS	PART NO.	DESCRIPTION
16	Arm Assy.	79-68	R-847 Std Only	VINTAGE; Incl. arm, ball & nut; rail style rockers; Cast iron; w/stud type mount; Incl. 3/8" nut; Incl. 5/16" nut
16	Arm Assy., Bulk	80-78	R-879B Std Only	Incl. arm & pivot; Stamped steel; Bolt type mount; Carton of 64
16	Arm Assy., Bulk	79-68	R-847B Std Only	VINTAGE; Incl. arm, ball & nut; rail style rockers; Cast iron; w/stud type mount; Incl. 3/8" nut; Incl. 5/16" nut; Carton of 64
16	Arm	80-78	R-1091R Std Only	Speed-Pro Stamped Steel w/rlr. tip; 1.6:1 ratio; Fits bolt type mount
16	Arm	80-78	R-879A Std Only	Stamped steel; Bolt type mount
16	Arm	79-68	R-847A Std Only	VINTAGE; Rail style rockers; Cast iron; w/stud type mount
16	Rocker Arm Ball	79-68	MR-1809 Std Only	
16	Rocker Arm Ball	79-68	MR-1809B Std Only	Carton of 500
16	Nut	79-68	MR-1823 Std Only	5/16" x 24
16	Nut	79-68	MR-1751 Std Only	Self-locking, 3/8" x 24 threads
16	Bolt	80-78	MR-1847 Std Only	5/16" X 18 UNC w/Washer
16	Pivot	80-78	MR-1811 Std Only	
16	Stud	78-70	MR-1902 Std Only	.006" O/S, .378" X 24 x 2.600"
16	Stud	78-70	MR-1901 Std Only	3/8" x 24 x 2.600"
QTY	VALVE	YEARS	PART NO.	DESCRIPTION
8	Exhaust	80-70	V-1961 Std-3-15	Chrome plated stem; 1.4600" Head Dia., 0.3415" Stem Dia., 5.0700" O.A.L.
8	Exhaust	69	V-1961 Std-3-15	From Change L-4; Chrome plated stem; 1.4600" Head Dia., 0.3415" Stem Dia., 5.0700" O.A.L.
8	Exhaust	69	V-1784 Std-15	VINTAGE; To Change L-4; 1.4500" Head Dia., 0.3415" Stem Dia., 4.8730" O.A.L.
8	Exhaust	68	V-1784 Std-15	VINTAGE; 1.4500" Head Dia., 0.3415" Stem Dia., 4.8730" O.A.L.
8	Exhaust, Bulk	80-70	V-1961B Std-15	Chrome plated stem; Carton of 25; 1.4520" Head Dia., 0.3415" Stem Dia., 5.0700" O.A.L.
8	Exhaust, Bulk	80-70	V-1961B 15 Std-15	Chrome plated stem; Carton of 25; 1.4520" Head Dia., 0.3565" Stem Dia., 5.0700" O.A.L.
8	Exhaust, Bulk	69	V-1961B Std-15	From Change L-4; Chrome plated stem; Carton of 25; 1.4520" Head Dia., 0.3415" Stem Dia., 5.0700" O.A.L.
8	Exhaust, Bulk	69	V-1961B 15 Std-15	From Change L-4; Chrome plated stem; Carton of 25; 1.4520" Head Dia., 0.3565" Stem Dia., 5.0700" O.A.L.
8	Exhaust, Bulk	69	V-1784B 15 15	VINTAGE; To Change L-4; Carton of 25; 1.4500" Head Dia., 0.3565" Stem Dia., 4.8730" O.A.L.
8	Exhaust, Bulk	68	V-1784B 15 15	VINTAGE; Carton of 25; 1.4500" Head Dia., 0.3565" Stem Dia., 4.8730" O.A.L.
8	Intake	80-79	V-2045 Std-15	Chrome plated stem; 1.7820" Head Dia., 0.3420" Stem Dia., 5.0700" O.A.L.
8	Intake	78	V-1932 Std-15	VINTAGE; w/Cast iron rocker arms; Chrome plated stem; 1.7810" Head Dia., 0.3420" Stem Dia., 5.0500" O.A.L.
8	Intake	78	V-2045 Std-15	w/Stamped steel rocker arms; Chrome plated stem; 1.7820" Head Dia., 0.3420" Stem Dia., 5.0700" O.A.L.
8	Intake	77-70	V-1932 Std-15	VINTAGE; Chrome plated stem; 1.7810" Head Dia., 0.3420" Stem Dia., 5.0500" O.A.L.
8	Intake	69	V-1932 Std-15	VINTAGE; From Change L-4; Chrome plated stem; 1.7810" Head Dia., 0.3420" Stem Dia., 5.0500" O.A.L.
8	Intake	69	V-1785 Std-15	VINTAGE; To Change L-4; 1.7740" Head Dia., 0.3420" Stem Dia., 4.8630" O.A.L.
8	Intake	68	V-1785 Std-15	VINTAGE; 1.7740" Head Dia., 0.3420" Stem Dia., 4.8630" O.A.L.
8	Intake, Bulk	80-79	V-2045B Std-15	Chrome plated stem; Carton of 25; 1.7820" Head Dia., 0.3419" Stem Dia., 5.0700" O.A.L.
8	Intake, Bulk	80-79	V-2045B 15 Std-15	Chrome plated stem; Carton of 25; 1.7820" Head Dia., 0.3569" Stem Dia., 5.0700" O.A.L.
8	Intake, Bulk	78	V-2045B Std-15	w/Stamped steel rocker arms; Chrome plated stem; Carton of 25; 1.7820" Head Dia., 0.3419" Stem Dia., 5.0700" O.A.L.
8	Intake, Bulk	78	V-2045B 15 Std-15	w/Stamped steel rocker arms; Chrome plated stem; Carton of 25; 1.7820" Head Dia., 0.3569" Stem Dia., 5.0700" O.A.L.
8	Intake, Bulk	69-68	V-1785B Std-15	VINTAGE; Carton of 25; 1.7800" Head Dia., 0.3420" Stem Dia., 4.8730" O.A.L.
QTY	VALVE GUIDE	YEARS	PART NO.	DESCRIPTION
8	Guide	80-73	VG-5005H Std Only	Loc. Exhaust; Hardened; 0.3430" ID, 2.2500" O.A.L
8	Guide	80-73	VG-5005 Std Only	Loc. Exhaust; Plain; 0.3430" ID, 2.2500" O.A.L
8	Guide	80-73	VG-5005T Std Only	Loc. Exhaust; Threaded; 0.3425" ID, 2.2500" O.A.L
8	Guide	80-73	VG-5005H Std Only	Loc. Intake; Hardened; 0.3430" ID, 2.2500" O.A.L
8	Guide	80-73	VG-5005 Std Only	Loc. Intake; Plain; 0.3430" ID, 2.2500" O.A.L
8	Guide	80-73	VG-5005T Std Only	Loc. Intake; Threaded; 0.3425" ID, 2.2500" O.A.L

(continued on next page)

Ford Car (Incl. Edsel, Ford, Lincoln, Mercury)

302 5.0L (4950cc) OHV V8 (16 Valve), 4" Bore (Ford Eng.), 2 Bbl. "VIN F" 1980-1968 45
(cont.)

QTY	VALVE GUIDE (cont.)	YEARS	PART NO.	DESCRIPTION
16	Guide	72-68	VG-5061 Std Only	0.3430" ID, 2.3800" O.A.L
8	Guide, Bulk	80-73	VG-5005B Std Only	Loc. Exhaust; Plain; Carton of 50; 0.3430" ID, 2.2500" O.A.L
8	Guide, Bulk	80-73	VG-5005TB Std Only	Loc. Exhaust; Threaded; Carton of 50; 0.3425" ID, 2.2500" O.A.L
8	Guide, Bulk	80-73	VG-5005B Std Only	Loc. Intake; Plain; Carton of 50; 0.3430" ID, 2.2500" O.A.L
8	Guide, Bulk	80-73	VG-5005TB Std Only	Loc. Intake; Threaded; Carton of 50; 0.3425" ID, 2.2500" O.A.L
QTY	VALVE SPRING	YEARS	PART NO.	DESCRIPTION
8	Spring	80-73	VS-733 Std Only	Loc. Exh.; 1.9230" Free Height
8	Spring	80-68	VS-661 Std Only	Loc. Exh.; Incl. damper; 2.0460" Free Height
8	Spring	80-79	VS-718 Std Only	Loc. Int.; 2.0280" Free Height
8	Spring	80-68	VS-661 Std Only	Loc. Int.; Incl. damper; 2.0460" Free Height
8	Spring	78	VS-1435 Std Only	Loc. Int.; w/Cast iron rocker arms; 1.9650" Free Height
8	Spring	78	VS-718 Std Only	Loc. Int.; w/Stamped steel rocker arms; 2.0280" Free Height
8	Spring	77-69	VS-1435 Std Only	Loc. Int.; 1.9650" Free Height
8	Spring	72-69	VS-1435 Std Only	Loc. Exh.; 1.9650" Free Height
8	Spring	69-68	VS-672 Std Only	VINTAGE; Loc. Exh.; 1.9700" Free Height
8	Spring	69-68	VS-672 Std Only	VINTAGE; Loc. Int.; 1.9700" Free Height
8	Spring, Bulk	78	VS-1435B Std Only	Loc. Int.; w/Cast iron rocker arms; Carton of 250; 1.9650" Free Height
8	Spring, Bulk	77-69	VS-1435B Std Only	Loc. Int.; Carton of 250; 1.9650" Free Height
8	Spring, Bulk	72-69	VS-1435B Std Only	Loc. Exh.; Carton of 250; 1.9650" Free Height
QTY	VALVE SEAL	YEARS	PART NO.	DESCRIPTION
16	Valve Stem Seal	80-70	ST-2001 Std Only	Positive type; Installation requires valve guide machining; (RBBTF) Rubber/PTFE
16	Valve Stem Seal	80-68	MV-1796C Std Only	Umbrella type; Fits Std. to .015" O/S valve stem; (RBB) Rubber
16	Valve Stem Seal	80-68	MV-1903 Std Only	Use w/repair guide; Positive type; (RBB) Rubber
16	Valve Stem Seal Bulk	80-70	ST-2001BC Std Only	Positive type; Installation requires valve guide machining; Carton of 100; (RBBTF) Rubber/PTFE
16	Valve Stem Seal Bulk	80-68	MV-1796 Std Only	Umbrella type; Fits Std. to .015" O/S valve stem; Carton of 100; (RBB) Rubber
QTY	VALVE SEAT	YEARS	PART NO.	DESCRIPTION
8	Seat	80-68	245-1562-1 Std Only	Loc. Exh.; 1.5675" OD, 1.3125" ID, 0.2160" Depth
8	Seat	80-68	245-1562-1N Std Only	Loc. Exh.; Premium Material; 1.5675" OD, 1.3125" ID, 0.2160" Depth
8	Seat	80-68	245-1875-1 Std Only	Loc. Int.; 1.8810" OD, 1.6100" ID, 0.2485" Depth
8	Seat	80-68	245-1875-1N Std Only	Loc. Int.; Premium Material; 1.8810" OD, 1.6100" ID, 0.2485" Depth
QTY	VALVE, MISC	YEARS	PART NO.	DESCRIPTION
32	Keeper	80-68	VK-115A Std Only	1 groove; Square cut key groove; Carton pack 24
32	Keeper	80-68	VK-115 Std Only	1 groove; Square cut key groove; Carton pack 32
32	Keeper	80-68	VK-115R Std Only	1 groove; Square cut key groove; Hardened
32	Keeper, Bulk	80-68	VK-115B Std Only	1 groove; Square cut key groove; Carton of 1000
16	Spring Insert	80-68	259-102C Std Only	.015"; Carton of 100
16	Spring Insert	80-68	259-102B Std Only	.030"; Carton of 100
16	Spring Insert	80-68	259-102A Std Only	.060"; Carton of 100
16	Spring Insert	80-68	259-502A Std Only	.060"; Carton of 50; O/S O.D. 1.542"
QTY	PISTON	YEARS	PART NO.	DESCRIPTION
8	Cast Piston	80-77	273AP Std-20-30-40-60	Cast; .9122" Pin Dia.; 2 Rings 5/64 Groove, 1 Ring 3/16 Groove, 1.585 CD, Flat Head w/4 valve reliefs - 8.2:1 C.R. w/64cc cyl. head
8	Cast Piston	80-77	H654CP Std-20-30-40-60	Hypereutectic; Use w/E-251KC, E-251K or E-251X ring set; .9122" Pin Dia.; 2 Rings 5/64 Groove, 1 Ring 3/16 Groove, 1.599 CD, Recessed Head .030 deep x 2.500 dia. w/4 valve reliefs. DUROSHIELD® skirt coated piston.
8	Cast Piston	80-68	H273CP Std-20-30-40-60	Perf. or reg. duty operation; Use w/E-251K, E-251KC or E-251X ring set; Hypereutectic; .9122" Pin Dia.; 2 Rings 5/64 Groove, 1 Ring 3/16 Groove, 1.605 CD, Flat, 4 reliefs; DUROSHIELD® skirt coated piston
8	Cast Piston	76-68	272AP Std-20-30-40-60-80	VINTAGE; Cast; .9122" Pin Dia.; 2 Rings 5/64 Groove, 1 Ring 3/16 Groove, 1.585 CD, Recessed Head .110 deep x 2.910 dia. w/4 valve reliefs - 8.9:1 C.R.
8	Cast Piston - Individual	80-77	W273AP Std-20-30-40-60	Cast; .9122" Pin Dia.; 2 Rings 5/64 Groove, 1 Ring 3/16 Groove, 1.585 CD, Flat Head w/4 valve reliefs - 8.2:1 C.R. w/64cc cyl. head
8	Cast Piston - Individual	80-77	WH654CP Std-20-30-40-60	Hypereutectic; .9122" Pin Dia.; 2 Rings 5/64 Groove, 1 Ring 3/16 Groove, 1.599 CD, Recessed Head .030 deep x 2.500 dia. w/4 valve reliefs. DUROSHIELD® skirt coated piston.

VALVE TRAIN

VALVE TRAIN

BLOCK

BLOCK

(continued on next page)

Ford Car (Incl. Edsel, Ford, Lincoln, Mercury)

45 302 5.0L (4950cc) OHV V8 (16 Valve), 4" Bore (Ford Eng.), 2 Bbl. "VIN F" 1980-1968
(cont.)

QTY	PISTON (cont.)	YEARS	PART NO.	DESCRIPTION
8	Cast Piston - Individual	80-68	WH273CP Std-20-30-40-60	Perf. or reg. duty operation; Use w/E-251K, E-251KC or E-251X ring set; Hypereutectic; .9122" Pin Dia.; 2 Rings 5/64 Groove, 1 Ring 3/16 Groove, 1.605 CD, Flat, 4 reliefs; DUROSHIELD® skirt coated piston
8	Cast Piston - Individual	76-68	W272AP Std-20-30-40-60-80	VINTAGE; Cast; .9122" Pin Dia.; 2 Rings 5/64 Groove, 1 Ring 3/16 Groove, 1.585 CD, Recessed Head .110 deep x 2.910 dia. w/4 valve reliefs - 8.9:1 C.R.
1	Cast Piston Set w/Prem. Rings	80-77	8K273AP 30 30-40-60	Cast; .9122" Pin Dia.; 2 Rings 5/64 Groove, 1 Ring 3/16 Groove, 1.585 CD, Flat Head w/4 valve reliefs - 8.2:1 C.R. w/64cc cyl. head
1	Cast Piston Set w/Prem. Rings	80-68	8KH273CP 30 30-40-60	Perf. or reg. duty operation; Cast; .9122" Pin Dia.; 2 Rings 5/64 Groove, 1 Ring 3/16 Groove, 1.605 CD, Flat Head w/4 valve reliefs; DUROSHIELD® skirt coated piston
1	Cast Piston Set w/Prem. Rings	76-68	8K272AP 30 30-40-60	VINTAGE; Cast; .9122" Pin Dia.; 2 Rings 5/64 Groove, 1 Ring 3/16 Groove, 1.585 CD, Recessed Head .110 deep x 2.910 dia. w/4 valve reliefs - 8.9:1 C.R.
1	Cast Piston Set w/Econ. Rings	80-77	8X273AP 20 20-30-40-60	Cast; .9122" Pin Dia.; 2 Rings 5/64 Groove, 1 Ring 3/16 Groove, 1.585 CD, Flat Head w/4 valve reliefs - 8.2:1 C.R. w/64cc cyl. head
1	Cast Piston Set w/Econ. Rings	76-68	8X272AP 20 20-30-40-60	VINTAGE; Cast; .9122" Pin Dia.; 2 Rings 5/64 Groove, 1 Ring 3/16 Groove, 1.585 CD, Recessed Head .110 deep x 2.910 dia. w/4 valve reliefs - 8.9:1 C.R.
8	POWERFORGED	80-73	L-2482F Std-20-30-40-60	Powerforged; 0.9122" Pin Dia.; 2 Rings 5/64 Groove, 1 Ring 3/16 Groove, 1.605 CD, Flat, 4 reliefs; DUROSHIELD® skirt coated piston
8	POWERFORGED Piston-Individual	80-73	WL-2482F Std-20-30-40-60	Powerforged; 0.9122" Pin Dia.; 2 Rings 5/64 Groove, 1 Ring 3/16 Groove, 1.605 CD, Flat, 4 reliefs; DUROSHIELD® skirt coated piston
8	POWERFORGED Piston-Individual	72-68	WL-2305F 40 40	Powerforged; 0.9123" Pin Dia.; 2 Rings 5/64 Groove, 1 Ring 3/16 Groove, 1.605 CD, Recessed Head .068 deep w/4 valve reliefs and pressed pin. DUROSHIELD® skirt coated piston.
1	POWERFORGED Piston Set w/Rings	80-73	8KL2482F 30 30-40-60	Powerforged; 0.9123" Pin Dia.; 2 Rings 5/64 Groove, 1 Ring 3/16 Groove, 1.605 CD, Flat Head w/4 valve reliefs. DUROSHIELD® skirt coated piston.
QTY	RINGS	YEARS	PART NO.	DESCRIPTION
1	Premium Set	80-68	E-251KC Std-20-30-40-60	2-5/64, 1-3/16; Premium Chrome
1	Premium Set	80-68	E-251K Std-10-20-30-40-60	2-5/64, 1-3/16; Premium Moly
1	Premium Set	80-68	R-9903 Std-20-30-60	2-5/64, 1-3/16; Speed-Pro plasma-moly Perf. ring set
1	Standard Set	80-68	E-251X Std-10-20-30-40-60-80	2-5/64, 1-3/16; Iron
8	Premium Single Cylinder Set	80-68	WE-251K Std-30-40-60	2-5/64, 1-3/16; Premium Moly
8	Standard Single Cylinder Set	80-68	WE-251X Std-30-40-60	2-5/64, 1-3/16; Iron
QTY	SLEEVE	YEARS	PART NO.	DESCRIPTION
8	Repair Sleeve	80-68	SL-22Y Std Only	1/8" wall, must be cut to correct length; O.A.L. 10.250"
8	Repair Sleeve	80-68	SL-22M Std Only	3/32" wall, must be cut to correct length; O.A.L. 10.250"
QTY	ENGINE BEARINGS	YEARS	PART NO.	DESCRIPTION
1	Main Set	80-68	7151M 10 10-20-30	.020" O/S length flange brg.
1	Main Set	80-68	4125MA Std-1-10-20-30-40-60	A-Series aluminum bearings; Incl. contoured design thrust brg.
1	Main Set	80-68	4125M Std-1-10-20-30-40	Incl. contoured design thrust brg.
1	Main Set	80-68	129M Std-1-1X-10	Race Performance; 3/4 grooved
1	Main Set	80-68	C129M Std-1X-10	Race Performance; 3/4 grooved; DUROSHIELD® coated bearings
1	Rod Set	80-68	8-2600CP Std-1-10-20-30-40	8-2600CA 60 avail. as unplated & resizeable
1	Rod Set	80-68	8-2600A Std-1-10-20-30-40-60	A-Series aluminum bearings
1	Rod Set	80-68	8-7160CH Std-1X-10	Race Performance
1	Rod Set	80-68	C8-7160CH Std-10	Race Performance; Coated bearings
1	Rod Set	80-68	8-2600CA 60 60	Unplated & resizeable
8	Rod Pair	80-68	2600CP Std-1-10-20-30	
8	Rod Pair	80-68	2600A Std-10-20-30	A-Series aluminum bearings
1	Cam Set	80-68	1204M Std-10	Babbitt material; Full round design
1	Cam Set	80-68	2102M Std Only	Race Performance
QTY	OIL PUMP	YEARS	PART NO.	DESCRIPTION
1	Oil Pump	80-68	224-41118	
1	Oil Pump	80-68	224-43370	High Pressure
1	Oil Pump	80-68	224-41128	High Volume, check pan for clearance; Incl. inter. shaft
1	Inter. Shaft	80-71	224-61118	
1	Screen Assy.	79	224-14118	Ford Fairmont Base, Futura, Mustang 2+2, Base, Ghia, Mach I Mercury Capri Base, Ghia, Zephyr Base, Z-7
1	Screen Assy.	79	224-11118	Exc. Ford Fairmont Base, Futura, Mustang 2+2, Base, Ghia, Mach I Mercury Capri Base, Ghia, Zephyr Base, Z-7; VINTAGE

(continued on next page)

Ford Car (Incl. Edsel, Ford, Lincoln, Mercury)

302 5.0L (4950cc) OHV V8 (16 Valve), 4" Bore (Ford Eng.), 2 Bbl. "VIN F" 1980-1968 45
(cont.)

	QTY	OIL PUMP (cont.)	YEARS	PART NO.	DESCRIPTION				
BLOCK	1	Screen Assy.	78	224-14118	Ford Fairmont Base, Futura I Mercury Zephyr Base, Z-7 Exc. Ford Fairmont Base, Futura, Mustang II 2+2, Base, Ghia, Mach I I Mercury Zephyr Base, Z-7; VINTAGE Exc. Ford Mustang II 2+2, Base, Ghia, Mach I; VINTAGE VINTAGE	BLOCK			
	1	Screen Assy.	78	224-11118					
	1	Screen Assy.	77-75	224-11118					
	1	Screen Assy.	74-68	224-11118					
	1	Kit Gasket Set	80-75	260-1125T	PermaDryPlus® valve cover & oil pan gskts. incl.; Premium valve stem seals incl.; Improved Design				
	1	Kit Gasket Set	80-68	260-1082	Premium set; Hi-Perf.; Header gskts. incl.; Complete set				
	1	Kit Gasket Set	80-75	260-1125	Premium valve stem seals incl.				
	1	Kit Gasket Set	74	260-1125T	Thermactor Emission int. manifold gskts. not incl.; PermaDryPlus® valve cover & oil pan gskts. incl.; Premium valve stem seals incl.; Improved Design				
	1	Kit Gasket Set	74	260-1125	Thermactor Emission int. manifold gskts. not incl.; Premium valve stem seals incl.				
	1	Kit Gasket Set	73-68	260-1125T	PermaDryPlus® valve cover & oil pan gskts. incl.; Premium valve stem seals incl.; Improved Design				
	1	Kit Gasket Set	73-68	260-1125	Premium valve stem seals incl.				
	KITS	1	Brass Block Plug Kit	80-68	381-8015		1.500" Diameter, 0.375" Height	KITS	
1		Steel Block Plug Kit	80-68	381-4010					
1		Brass Deep Cup Freeze Plug	80-68	381-9002	0.500" Diameter				
1		Steel Deep Cup Freeze Plug	80-68	381-3095	0.750" Diameter				
1		Steel Deep Cup Freeze Plug	80-68	381-3038	1.500" Diameter, 0.375" Height				
1		Steel Deep Cup Freeze Plug	80-68	381-3133	2.156" Diameter				
1		Steel Deep Cup Freeze Plug	80-68	381-3195					
RE-RING KIT					PREMIUM	ECONOMY			
		YEARS	DESCRIPTION			KIT NO.			KIT NO.
		80-75	Premium gskt. set incl.; Premium valve stem seals incl.; Re-ring Incl. A-Series aluminum bearings			205-653			205-153
		74	Thermactor Emission int. manifold gskts. not incl.; Premium gskt. set incl.; Premium valve stem seals incl.; Incl. A-Series aluminum bearings	Re-ring		205-653			205-153
		73-68	Premium gskt. set incl.; Premium valve stem seals incl.; Incl. A-Series aluminum bearings	Re-ring		205-653			205-153
	80-75	Premium gskt. set incl.; Premium valve stem seals incl.; Re-ring w/Mains Incl. A-Series aluminum bearings ; Incl. contoured design thrust brg.			205-653M	205-153M			
	74	Thermactor Emission int. manifold gskts. not incl.; Premium gskt. set incl.; Premium valve stem seals incl.; Incl. A-Series aluminum bearings ; Incl. contoured design thrust brg.	Re-ring w/Mains		205-653M	205-153M			
	73-68	Premium gskt. set incl.; Premium valve stem seals incl.; Re-ring w/Mains Incl. A-Series aluminum bearings ; Incl. contoured design thrust brg.			205-653M	205-153M			
OVERHAUL KIT					PREMIUM	ECONOMY			
	YEARS	DESCRIPTION			KIT NO.	KIT NO.			
	80-75	Premium gskt. set incl.; Premium valve stem seals incl.; Mster w/Frg. Pstn. Prm. Rings Incl. contoured design thrust brg.; Incl. silent type chain			MKF-653H	----			
	80-77	Premium gskt. set incl.; Premium valve stem seals incl.; Master w/o Rods & Mains Incl. silent type chain			505-653H	505-153H			
	80-77	Premium gskt. set incl.; Premium valve stem seals incl.; Master Incl. A-Series aluminum bearings ; Incl. contoured design thrust brg.; Incl. silent type chain			MKP-653H	MKP-153H			
	80-75	Premium gskt. set incl.; Premium valve stem seals incl.; Master w/o Pistons Incl. A-Series aluminum bearings ; Incl. contoured design thrust brg.; Incl. silent type chain			MK-653H	MK-153H			
302 5.0L (4950cc) OHV V8 (16 Valve), 4" Bore (Ford Eng.), 4 Bbl. "VIN J" 1968 46									
	QTY	TIMING	YEARS	PART NO.	DESCRIPTION				
	1	3 Piece Set	68	KT3-358S	VINTAGE; Incl. silent type chain; w/1 pc. fuel pump ecc.; (1) 222-358; (1) 223-406; (1) 223-431				
	1	Timing Chain	68	222-358	Silent type; 58 Links				
	1	Crank Sprocket	68	223-431	If engine is equipped with an oil shield, the oil shield must be discarded when installing crank sprocket 223-431; Use w/Silent type chain; 21 Teeth				
	1	Cam Sprocket	68	223-406	VINTAGE; 42 Teeth				

(continued on next page)

Ford Car (Incl. Edsel, Ford, Lincoln, Mercury)

46 302 5.0L (4950cc) OHV V8 (16 Valve), 4" Bore (Ford Eng.), 4 Bbl. "VIN J" 1968
(cont.)

VALVE TRAIN

VALVE TRAIN

QTY	CAMSHAFT/LIFTER	YEARS	PART NO.	DESCRIPTION
1	Camshaft	68	CS-560	VINTAGE; Hyd.; Hydraulic, (050) Duration at .050 Lobe Lift, 189 Exh., 184 Int., 112 Degrees Lobe Separation
1	Performance Cam	68	CS-1158R	302 firing order; Pro-1500 Perf. Cam; Hyd.; 0.448" Exh. Valve Lift, 0.424" Int. Valve Lift, Hydraulic, (050) Duration at .050 Lobe Lift, 204 Exh., 194 Int., 110 Degrees Lobe Separation
1	Performance Cam	68	CS-1084R	351W firing order; Pro-2000 Perf. Cam; Use w/Hyd. lifters; 0.472" Exh. Valve Lift, 0.448" Int. Valve Lift, Hydraulic, (050) Duration at .050 Lobe Lift, 214 Exh., 204 Int., 112 Degrees Lobe Separation
1	Performance Cam	68	CS-1231R	351W firing order; Pro-3000 Perf. Cam; Use w/Hyd. lifters; 0.496" Exh. Valve Lift, 0.472" Int. Valve Lift, Hydraulic, (050) Duration at .050 Lobe Lift, 224 Exh., 214 Int., 112 Degrees Lobe Separation
1	Prelube		55-403 Std Only	1.5 oz. packet
1	Prelube		55-400 Std Only	4 oz. bottle; 1.5 oz. packet No. 55-403 also avail.
16	Lifter	68	HT-900 Std Only	Hyd.
16	Lifter	68	HT-900R Std Only	Speed-Pro Hi-Revolution Hyd.; Use w/adj. rocker assy.
16	Lifter, Bulk	68	HT-900B Std Only	Hyd.; Carton of 122
16	Lifter, Bulk	68	HT-900RB Std Only	Speed-Pro Hi-Revolution Hyd.; Use w/adj. rocker assy.; Carton of 122
QTY	CAM KIT	YEARS	PART NO.	DESCRIPTION
1	Cam/Lifter Kit	68	KC-1158R	302 firing order; Hyd.; Incl. Pro-1500 Perf. Cam; Duration at .050"; 194 Int.; 204 Exh.; Valve lift .424" Int., .448" Exh.; Lobe Separation 110 Degrees; (1) 55-403B; (1) CS-1158R; (16) HT-900
1	Cam/Lifter Kit	68	KC-1084R	351W firing order; Hyd.; Incl. Pro-2000 Perf. Cam; Duration at .050; 204 Int., 224 Exh.; Valve lift .448" Int., .472" Exh.; Lobe Separation 112 Degrees; (1) 55-403B; (1) CS-1084R; (16) HT-900
1	Cam/Lifter Kit	68	KC-1231R	351W firing order; Hyd.; Incl. Pro-3000 Perf. Cam; Duration at .050; 214 Int.; 224 Exh.; Valve lift .472" Int., .496" Exh.; Lobe Separation 112 Degrees; (1) 55-403B; (1) CS-1231R; (16) HT-900
QTY	PUSH ROD	YEARS	PART NO.	DESCRIPTION
8	Push Rod Guide Plate	68	MR-1897 Std Only	Speed-Pro flat guide plate for 5/16" dia. push rods; Requires screw-in studs
QTY	ROCKER PARTS	YEARS	PART NO.	DESCRIPTION
16	Arm Assy.	68	R-855 Std Only	Incl. arm & pivot
16	Arm Assy., Bulk	68	R-855B Std Only	Incl. arm & pivot; Carton of 64
16	Arm	68	R-855A Std Only	
16	Pivot	68	MR-1811 Std Only	
QTY	VALVE	YEARS	PART NO.	DESCRIPTION
8	Exhaust	68	V-1784 Std-15	VINTAGE; 1.4500" Head Dia., 0.3415" Stem Dia., 4.8730" O.A.L.
8	Exhaust, Bulk	68	V-1784B 15 15	VINTAGE; Carton of 25; 1.4500" Head Dia., 0.3565" Stem Dia., 4.8730" O.A.L.
8	Intake	68	V-1785 Std-15	VINTAGE; 1.7740" Head Dia., 0.3420" Stem Dia., 4.8630" O.A.L.
8	Intake, Bulk	68	V-1785B Std-15	VINTAGE; Carton of 25; 1.7800" Head Dia., 0.3420" Stem Dia., 4.8730" O.A.L.
QTY	VALVE GUIDE	YEARS	PART NO.	DESCRIPTION
16	Guide	68	VG-5061 Std Only	0.3430" ID, 2.3800" O.A.L
QTY	VALVE SPRING	YEARS	PART NO.	DESCRIPTION
8	Spring	68	VS-661 Std Only	Loc. Exh.; Incl. damper; 2.0460" Free Height
8	Spring	68	VS-661 Std Only	Loc. Int.; Incl. damper; 2.0460" Free Height
8	Spring	68	VS-672 Std Only	VINTAGE; Loc. Exh.; 1.9700" Free Height
8	Spring	68	VS-672 Std Only	VINTAGE; Loc. Int.; 1.9700" Free Height
QTY	VALVE SEAL	YEARS	PART NO.	DESCRIPTION
16	Valve Stem Seal	68	MV-1796C Std Only	Umbrella type; Fits Std. to .015" O/S valve stem; (RBB) Rubber
16	Valve Stem Seal	68	MV-1903 Std Only	Use w/repair guide; Positive type; (RBB) Rubber
16	Valve Stem Seal Bulk	68	MV-1796 Std Only	Umbrella type; Fits Std. to .015" O/S valve stem; Carton of 100; (RBB) Rubber
QTY	VALVE SEAT	YEARS	PART NO.	DESCRIPTION
8	Seat	68	245-1562-1 Std Only	Loc. Exh.; 1.5675" OD, 1.3125" ID, 0.2160" Depth
8	Seat	68	245-1562-1N Std Only	Loc. Exh.; Premium Material; 1.5675" OD, 1.3125" ID, 0.2160" Depth
8	Seat	68	245-1875-1 Std Only	Loc. Int.; 1.8810" OD, 1.6100" ID, 0.2485" Depth

(continued on next page)

Ford Car (Incl. Edsel, Ford, Lincoln, Mercury)

302 5.0L (4950cc) OHV V8 (16 Valve), 4" Bore (Ford Eng.), 4 Bbl. "VIN J" 1968 **46**
(cont.)

QTY	VALVE SEAT (cont.)	YEARS	PART NO.	DESCRIPTION
8	Seat	68	245-1875-1N Std Only	Loc. Int.; Premium Material; 1.8810" OD, 1.6100" ID, 0.2485" Depth
QTY	VALVE, MISC	YEARS	PART NO.	DESCRIPTION
32	Keeper	68	VK-115A Std Only	1 groove; Square cut key groove; Carton pack 24
32	Keeper	68	VK-115 Std Only	1 groove; Square cut key groove; Carton pack 32
32	Keeper	68	VK-115R Std Only	1 groove; Square cut key groove; Hardened
32	Keeper, Bulk	68	VK-115B Std Only	1 groove; Square cut key groove; Carton of 1000
16	Spring Insert	68	259-102C Std Only	.015"; Carton of 100
16	Spring Insert	68	259-102B Std Only	.030"; Carton of 100
16	Spring Insert	68	259-102A Std Only	.060"; Carton of 100
16	Spring Insert	68	259-502A Std Only	.060"; Carton of 50; O/S O.D. 1.542"
QTY	PISTON	YEARS	PART NO.	DESCRIPTION
8	Cast Piston	68	H273CP Std-20-30-40-60	Perf. or reg. duty operation; Use w/E-251K, E-251KC or E-251X ring set; Hypereutectic; .9122" Pin Dia.; 2 Rings 5/64 Groove, 1 Ring 3/16 Groove, 1.605 CD, Flat, 4 reliefs; DUROSHIELD® skirt coated piston
8	Cast Piston	68	272AP Std-20-30-40-60-80	VINTAGE; Cast; .9122" Pin Dia.; 2 Rings 5/64 Groove, 1 Ring 3/16 Groove, 1.585 CD, Recessed Head .110 deep x 2.910 dia. w/4 valve reliefs - 8.9:1 C.R.
8	Cast Piston - Individual	68	WH273CP Std-20-30-40-60	Perf. or reg. duty operation; Use w/E-251K, E-251KC or E-251X ring set; Hypereutectic; .9122" Pin Dia.; 2 Rings 5/64 Groove, 1 Ring 3/16 Groove, 1.605 CD, Flat, 4 reliefs; DUROSHIELD® skirt coated piston
8	Cast Piston - Individual	68	W272AP Std-20-30-40-60-80	VINTAGE; Cast; .9122" Pin Dia.; 2 Rings 5/64 Groove, 1 Ring 3/16 Groove, 1.585 CD, Recessed Head .110 deep x 2.910 dia. w/4 valve reliefs - 8.9:1 C.R.
1	Cast Piston Set w/Prem. Rings	68	8KH273CP 30 30-40-60	Perf. or reg. duty operation; Cast; .9122" Pin Dia.; 2 Rings 5/64 Groove, 1 Ring 3/16 Groove, 1.605 CD, Flat Head w/4 valve reliefs; DUROSHIELD® skirt coated piston
1	Cast Piston Set w/Prem. Rings	68	8K272AP 30 30-40-60	VINTAGE; Cast; .9122" Pin Dia.; 2 Rings 5/64 Groove, 1 Ring 3/16 Groove, 1.585 CD, Recessed Head .110 deep x 2.910 dia. w/4 valve reliefs - 8.9:1 C.R.
1	Cast Piston Set w/Econ. Rings	68	8X272AP 20 20-30-40-60	VINTAGE; Cast; .9122" Pin Dia.; 2 Rings 5/64 Groove, 1 Ring 3/16 Groove, 1.585 CD, Recessed Head .110 deep x 2.910 dia. w/4 valve reliefs - 8.9:1 C.R.
8	POWERFORGED Piston-Individual	68	WL-2305F 40 40	Powerforged; 0.9123" Pin Dia.; 2 Rings 5/64 Groove, 1 Ring 3/16 Groove, 1.605 CD, Recessed Head .068 deep w/4 valve reliefs and pressed pin. DUROSHIELD® skirt coated piston.
QTY	RINGS	YEARS	PART NO.	DESCRIPTION
1	Premium Set	68	E-251KC Std-20-30-40-60	2-5/64, 1-3/16; Premium Chrome
1	Premium Set	68	E-251K Std-10-20-30-40-60	2-5/64, 1-3/16; Premium Moly
1	Premium Set	68	R-9903 Std-20-30-60	2-5/64, 1-3/16; Speed-Pro plasma-moly Perf. ring set
1	Standard Set	68	E-251X Std-10-20-30-40-60-80	2-5/64, 1-3/16; Iron
8	Premium Single Cylinder Set	68	WE-251K Std-30-40-60	2-5/64, 1-3/16; Premium Moly
8	Standard Single Cylinder Set	68	WE-251X Std-30-40-60	2-5/64, 1-3/16; Iron
QTY	SLEEVE	YEARS	PART NO.	DESCRIPTION
8	Repair Sleeve	68	SL-22Y Std Only	1/8" wall, must be cut to correct length; O.A.L. 10.250"
8	Repair Sleeve	68	SL-22M Std Only	3/32" wall, must be cut to correct length; O.A.L. 10.250"
QTY	ENGINE BEARINGS	YEARS	PART NO.	DESCRIPTION
1	Main Set	68	7151M 10 10-20-30	.020" O/S length flange brg.
1	Main Set	68	4125MA Std-1-10-20-30-40-60	A-Series aluminum bearings ; Incl. contoured design thrust brg.
1	Main Set	68	4125M Std-1-10-20-30-40	Incl. contoured design thrust brg.
1	Main Set	68	129M Std-1-1X-10	Race Performance; 3/4 grooved
1	Main Set	68	C129M Std-1X-10	Race Performance; 3/4 grooved; DUROSHIELD® coated bearings
1	Rod Set	68	8-2600CP Std-1-10-20-30-40	8-2600CA 60 avail. as unplated & resizeable
1	Rod Set	68	8-2600A Std-1-10-20-30-40-60	A-Series aluminum bearings
1	Rod Set	68	8-7160CH Std-1X-10	Race Performance
1	Rod Set	68	C8-7160CH Std-10	Race Performance; Coated bearings
1	Rod Set	68	8-2600CA 60 60	Unplated & resizeable
8	Rod Pair	68	2600CP Std-1-10-20-30	
8	Rod Pair	68	2600A Std-10-20-30	A-Series aluminum bearings
1	Cam Set	68	1204M Std-10	Babbitt material; Full round design
1	Cam Set	68	2102M Std Only	Race Performance
QTY	OIL PUMP	YEARS	PART NO.	DESCRIPTION
1	Oil Pump	68	224-41118	
1	Oil Pump	68	224-43370	High Pressure
1	Oil Pump	68	224-41128	High Volume, check pan for clearance; Incl. inter. shaft

(continued on next page)

Ford Car (Incl. Edsel, Ford, Lincoln, Mercury)

46 302 5.0L (4950cc) OHV V8 (16 Valve), 4" Bore (Ford Eng.), 4 Bbl. "VIN J" 1968						
(cont.)						
B L O C K	QTY	OIL PUMP (cont.)	YEARS	PART NO.	DESCRIPTION	
	1	Screen Assy.	68	224-11118	VINTAGE	
	QTY	GASKETS	YEARS	PART NO.	DESCRIPTION	
	1	Kit Gasket Set	68	260-1125T	PermaDryPlus® valve cover & oil pan gskts. incl.; Premium valve stem seals incl.; Improved Design	
	1	Kit Gasket Set	68	260-1082	Premium set; Hi-Perf.; Header gskts. incl.; Complete set	
	1	Kit Gasket Set	68	260-1125	Premium valve stem seals incl.	
	QTY	FREEZE PLUGS	YEARS	PART NO.	DESCRIPTION	
	1	Brass Block Plug Kit	68	381-8015	1.500" Diameter, 0.375" Height	
	1	Steel Block Plug Kit	68	381-4010	0.500" Diameter	
	1	Brass Deep Cup Freeze Plug	68	381-9002	0.750" Diameter	
1	Steel Deep Cup Freeze Plug	68	381-3095	1.500" Diameter, 0.375" Height		
1	Steel Deep Cup Freeze Plug	68	381-3038	0.750" Diameter		
1	Steel Deep Cup Freeze Plug	68	381-3133	1.500" Diameter, 0.375" Height		
1	Steel Deep Cup Freeze Plug	68	381-3195	2.156" Diameter		
K I T S	RE-RING KIT				PREMIUM KIT NO.	ECONOMY KIT NO.
	YEARS	DESCRIPTION				
68	Premium gskt. set incl.; Premium valve stem seals incl.; Incl. A-Series aluminum bearings	Re-ring			205-653	205-153
68	Premium gskt. set incl.; Premium valve stem seals incl.; Incl. A-Series aluminum bearings ; Incl. contoured design thrust brg.	Re-ring w/Mains			205-653M	205-153M
47 302 5.0L (4950cc) OHV V8 Boss/Eliminator (16 Valve), 4" Bore (Ford Eng.), 4 Bbl. "VIN G" 1971-1969						
V A L V E T R A I N	QTY	TIMING	YEARS	PART NO.	DESCRIPTION	
	1	3 Piece Set	71-69	KT3-358S	VINTAGE; Incl. silent type chain; w/1 pc. fuel pump ecc.; (1) 222-358; (1) 223-406; (1) 223-431	
	1	Timing Chain	71-69	222-358	Silent type; 58 Links	
	1	Crank Sprocket	71-69	223-431	If engine is equipped with an oil shield, the oil shield must be discarded when installing crank sprocket 223-431; Use w/Silent type chain; 21 Teeth	
	1	Cam Sprocket	71-69	223-406	VINTAGE; 42 Teeth	
	QTY	CAMSHAFT/LIFTER	YEARS	PART NO.	DESCRIPTION	
	1	Performance Cam	71-69	CS-1158R	302 firing order; Pro-1500 Perf. Cam; Hyd.; 0.448" Exh. Valve Lift, 0.424" Int. Valve Lift, Hydraulic, (050) Duration at .050 Lobe Lift, 204 Exh., 194 Int., 110 Degrees Lobe Separation	
	1	Performance Cam	71-69	CS-1084R	351W firing order; Pro-2000 Perf. Cam; Use w/Hyd. lifters; 0.472" Exh. Valve Lift, 0.448" Int. Valve Lift, Hydraulic, (050) Duration at .050 Lobe Lift, 214 Exh., 204 Int., 112 Degrees Lobe Separation	
	1	Performance Cam	71-69	CS-1231R	351W firing order; Pro-3000 Perf. Cam; Use w/Hyd. lifters; 0.496" Exh. Valve Lift, 0.472" Int. Valve Lift, Hydraulic, (050) Duration at .050 Lobe Lift, 224 Exh., 214 Int., 112 Degrees Lobe Separation	
	1	Prelube		55-403 Std Only	1.5 oz. packet	
1	Prelube		55-400 Std Only	4 oz. bottle; 1.5 oz. packet No. 55-403 also avail.		
16	Lifter	71-69	AT-2000 Std Only	Speed-Pro Mech.		
16	Lifter, Bulk	71-69	AT-2000B Std Only	Speed-Pro Mech.; Carton of 122		
QTY	PUSH ROD	YEARS	PART NO.	DESCRIPTION		
16	Push Rod	71	RP-3167 Std Only	6.8760" O.A.L.		
16	Push Rod	71	RP-3223R Std Only	Chrome-Moly; 6.8850" O.A.L.		
16	Push Rod	70-69	RP-3224R Std Only	Chrome-Moly; 7.6050" O.A.L.		
16	Push Rod	70-69	RP-3187 Std Only	VINTAGE; 7.6010" O.A.L.		
16	Push Rod, Bulk	71	BRP-3167 Std Only	Carton of 100; 6.8760" O.A.L.		
8	Push Rod Guide Plate	71-69	MR-1897 Std Only	Speed-Pro flat guide plate for 5/16" dia. push rods; Requires screw-in studs		
QTY	ROCKER PARTS	YEARS	PART NO.	DESCRIPTION		
16	Arm Assy.	71-69	R-855 Std Only	Incl. arm & pivot		
16	Arm Assy., Bulk	71-69	R-855B Std Only	Incl. arm & pivot; Carton of 64		
16	Arm	71-69	R-855A Std Only			
16	Pivot	71-69	MR-1811 Std Only			
16	Stud	71	MR-1902 Std Only	.006" O/S, .378" X 24 x 2.600"		
16	Stud	71	MR-1901 Std Only	3/8" x 24 x 2.600"		
16	Stud	70	MR-1910RS Std Only	7/16" thread, 1.955" length, .710" depth		
QTY	VALVE GUIDE	YEARS	PART NO.	DESCRIPTION		
16	Guide	71-69	VG-5061 Std Only	0.3430" ID, 2.3800" O.A.L.		
QTY	VALVE SPRING	YEARS	PART NO.	DESCRIPTION		
8	Spring	71-69	VS-661 Std Only	Loc. Exh.; Incl. damper; 2.0460" Free Height		
8	Spring	71-69	VS-661 Std Only	Loc. Int.; Incl. damper; 2.0460" Free Height		

(continued on next page)

Ford Car (Incl. Edsel, Ford, Lincoln, Mercury)

302 5.0L (4950cc) OHV V8 Boss/Eliminator (16 Valve), 4" Bore (Ford Eng.), 4 Bbl. "VIN G" 1971-1969 47
(cont.)

QTY	VALVE SPRING (cont.)	YEARS	PART NO.	DESCRIPTION
8	Spring	71-69	VS-717 Std Only	VINTAGE; Loc. Exh.; Incl. damper; 2.0260" Free Height
8	Spring	71-69	VS-717 Std Only	VINTAGE; Loc. Int.; Incl. damper; 2.0260" Free Height
QTY	VALVE SEAL	YEARS	PART NO.	DESCRIPTION
16	Valve Stem Seal	71-70	ST-2001 Std Only	Positive type; Installation requires valve guide machining; (RBBTF) Rubber/PTFE
16	Valve Stem Seal	71-69	ST-2018R Std Only	Positive type; Installation requires valve guide machining; Use w/double spring; (TFL) PTFE
16	Valve Stem Seal	71-69	MV-1796C Std Only	Umbrella type; Fits Std. to .015" O/S valve stem; (RBB) Rubber
16	Valve Stem Seal	71-69	MV-1903 Std Only	Use w/repair guide; Positive type; (RBB) Rubber
16	Valve Stem Seal Bulk	71-70	ST-2001BC Std Only	Positive type; Installation requires valve guide machining; Carton of 100; (RBBTF) Rubber/PTFE
16	Valve Stem Seal Bulk	71-69	ST-2018RBC Std Only	Positive type; Installation requires valve guide machining; Carton of 100; Use w/double spring; (TFL) PTFE
16	Valve Stem Seal Bulk	71-69	MV-1796 Std Only	Umbrella type; Fits Std. to .015" O/S valve stem; Carton of 100; (RBB) Rubber
QTY	VALVE SEAT	YEARS	PART NO.	DESCRIPTION
8	Seat	71-69	245-1562-1 Std Only	Loc. Exh.; 1.5675" OD, 1.3125" ID, 0.2160" Depth
8	Seat	71-69	245-1562-1N Std Only	Loc. Exh.; Premium Material; 1.5675" OD, 1.3125" ID, 0.2160" Depth
8	Seat	71-69	245-1875-1 Std Only	Loc. Int.; 1.8810" OD, 1.6100" ID, 0.2485" Depth
8	Seat	71-69	245-1875-1N Std Only	Loc. Int.; Premium Material; 1.8810" OD, 1.6100" ID, 0.2485" Depth
QTY	VALVE, MISC	YEARS	PART NO.	DESCRIPTION
32	Keeper	71-69	VK-115A Std Only	1 groove; Square cut key groove; Carton pack 24
32	Keeper	71-69	VK-115 Std Only	1 groove; Square cut key groove; Carton pack 32
32	Keeper	71-69	VK-115R Std Only	1 groove; Square cut key groove; Hardened
32	Keeper, Bulk	71-69	VK-115B Std Only	1 groove; Square cut key groove; Carton of 1000
16	Spring Insert	71-69	259-102C Std Only	.015"; Carton of 100
16	Spring Insert	71-69	259-102B Std Only	.030"; Carton of 100
16	Spring Insert	71-69	259-102A Std Only	.060"; Carton of 100
16	Spring Insert	71-69	259-502A Std Only	.060"; Carton of 50; O/S O.D. 1.542"
QTY	PISTON	YEARS	PART NO.	DESCRIPTION
8	Cast Piston	71-69	H273CP Std-20-30-40-60	Perf. or reg. duty operation; Use w/E-251K, E-251KC or E-251X ring set; Hypereutectic; .9122" Pin Dia.; 2 Rings 5/64 Groove, 1 Ring 3/16 Groove, 1.605 CD, Flat, 4 reliefs; DUROSHIELD® skirt coated piston
8	Cast Piston - Individual	71-69	WH273CP Std-20-30-40-60	Perf. or reg. duty operation; Use w/E-251K, E-251KC or E-251X ring set; Hypereutectic; .9122" Pin Dia.; 2 Rings 5/64 Groove, 1 Ring 3/16 Groove, 1.605 CD, Flat, 4 reliefs; DUROSHIELD® skirt coated piston
1	Cast Piston Set w/Prem. Rings	71-69	8KH273CP 30 30-40-60	Perf. or reg. duty operation; Cast; .9122" Pin Dia.; 2 Rings 5/64 Groove, 1 Ring 3/16 Groove, 1.605 CD, Flat Head w/4 valve reliefs; DUROSHIELD® skirt coated piston
QTY	RINGS	YEARS	PART NO.	DESCRIPTION
1	Premium Set	71-69	E-251KC Std-20-30-40-60	2-5/64, 1-3/16; Premium Chrome
1	Premium Set	71-69	E-251K Std-10-20-30-40-60	2-5/64, 1-3/16; Premium Moly
1	Premium Set	71-69	R-9903 Std-20-30-60	2-5/64, 1-3/16; Speed-Pro plasma-moly Perf. ring set
1	Standard Set	71-69	E-251X Std-10-20-30-40-60-80	2-5/64, 1-3/16; Iron
8	Premium Single Cylinder Set	71-69	WE-251K Std-30-40-60	2-5/64, 1-3/16; Premium Moly
8	Standard Single Cylinder Set	71-69	WE-251X Std-30-40-60	2-5/64, 1-3/16; Iron
QTY	SLEEVE	YEARS	PART NO.	DESCRIPTION
8	Repair Sleeve	71-69	SL-22Y Std Only	1/8" wall, must be cut to correct length; O.A.L. 10.250"
8	Repair Sleeve	71-69	SL-22M Std Only	3/32" wall, must be cut to correct length; O.A.L. 10.250"
QTY	ENGINE BEARINGS	YEARS	PART NO.	DESCRIPTION
1	Main Set	71-69	7151M 10 10-20-30	.020" O/S length flange brg.
1	Main Set	71-69	4125MA Std-1-10-20-30-40-60	A-Series aluminum bearings ; Incl. contoured design thrust brg.
1	Main Set	71-69	4125M Std-1-10-20-30-40	Incl. contoured design thrust brg.
1	Main Set	71-69	129M Std-1-1X-10	Race Performance; 3/4 grooved
1	Main Set	71-69	C129M Std-1X-10	Race Performance; 3/4 grooved; DUROSHIELD® coated bearings
1	Rod Set	71-69	8-2600CP Std-1-10-20-30-40	8-2600CA 60 avail. as unplated & resizeable
1	Rod Set	71-69	8-2600A Std-1-10-20-30-40-60	A-Series aluminum bearings
1	Rod Set	71-69	8-7160CH Std-1X-10	Race Performance
1	Rod Set	71-69	C8-7160CH Std-10	Race Performance; Coated bearings
1	Rod Set	71-69	8-2600CA 60 60	Unplated & resizeable
8	Rod Pair	71-69	2600CP Std-1-10-20-30	
8	Rod Pair	71-69	2600A Std-10-20-30	A-Series aluminum bearings
1	Cam Set	71-69	1204M Std-10	Babbitt material; Full round design

(continued on next page)

Ford Car (Incl. Edsel, Ford, Lincoln, Mercury)

47 302 5.0L (4950cc) OHV V8 Boss/Eliminator (16 Valve), 4" Bore (Ford Eng.), 4 Bbl. "VIN G" 1971-1969
(cont.)

QTY	ENGINE BEARINGS				DESCRIPTION
	(cont.)	YEARS	PART NO.		
1	Cam Set	71-69	2102M	Std Only	Race Performance
QTY	OIL PUMP				DESCRIPTION
1	Oil Pump	71-69	224-43370		High Pressure
1	Oil Pump	71-69	224-41128		High Volume, check pan for clearance; Incl. inter. shaft
1	Inter. Shaft	71	224-61118		
1	Screen Assy.	71-69	224-11118		VINTAGE
QTY	FREEZE PLUGS				DESCRIPTION
1	Brass Block Plug Kit	71-69	381-8015		
1	Steel Block Plug Kit	71-69	381-4010		
1	Brass Deep Cup Freeze Plug	71-69	381-9002		1.500" Diameter, 0.375" Height
1	Steel Deep Cup Freeze Plug	71-69	381-3095		0.500" Diameter
1	Steel Deep Cup Freeze Plug	71-69	381-3038		0.750" Diameter
1	Steel Deep Cup Freeze Plug	71-69	381-3133		1.500" Diameter, 0.375" Height
1	Steel Deep Cup Freeze Plug	71-69	381-3195		2.156" Diameter

48 312 5.1L (5114cc) OHV V8 (16 Valve), 3.7969" Bore (Ford Eng.), 4 Bbl. "VIN D" 1957

QTY	TIMING	YEARS	PART NO.	DESCRIPTION
1	Timing Chain	57	222-354	VINTAGE; Silent type; 1" wide chain; 56 Links
1	Crank Sprocket	57	223-250	VINTAGE; Use w/silent type chain; 21 Teeth
1	Cam Sprocket	57	223-249	VINTAGE; Use w/silent type chain; 42 Teeth
QTY	CAMSHAFT/LIFTER	YEARS	PART NO.	DESCRIPTION
1	Camshaft	57	CS-210	VINTAGE; 14 teeth on dist. drive gear; Shaft has oil groove in No. 3 journal; Mechanical, (050) Duration at .050 Lobe Lift, 196 Exh., 197 Int., 113 Degrees Lobe Separation
1	Prelube		55-403	Std Only 1.5 oz. packet
1	Prelube		55-400	Std Only 4 oz. bottle; 1.5 oz. packet No. 55-403 also avail.
16	Lifter	57	AT-892	Std Only VINTAGE; Mech.; 2.380" Length
QTY	PUSH ROD	YEARS	PART NO.	DESCRIPTION
16	Push Rod	57	RP-3022	Std Only VINTAGE; 8.3400" O.A.L.
QTY	VALVE	YEARS	PART NO.	DESCRIPTION
8	Exhaust	57	V-1127	Std Only VINTAGE; Rototype; Free valve; 1.5100" Head Dia., 0.3418" Stem Dia., 5.0900" O.A.L.
8	Intake	57	V-1285	Std Only VINTAGE; 1.9250" Head Dia., 0.3421" Stem Dia., 5.1100" O.A.L.
QTY	VALVE GUIDE	YEARS	PART NO.	DESCRIPTION
8	Guide	57	VG-5034	Std Only Loc. Exh.; Cut to fit; 0.3430" ID, 2.5000" O.A.L
8	Guide	57	VG-5061	Std Only Loc. Int.; 0.3430" ID, 2.3800" O.A.L
QTY	VALVE SEAL	YEARS	PART NO.	DESCRIPTION
16	Valve Stem Seal	57	ST-2001	Std Only Positive type; Installation requires valve guide machining; (RBBTF) Rubber/PTFE
16	Valve Stem Seal	57	MV-1599C	Std Only Umbrella type; (RBB) Rubber
16	Valve Stem Seal Bulk	57	ST-2001BC	Std Only Positive type; Installation requires valve guide machining; Carton of 100; (RBBTF) Rubber/PTFE
16	Valve Stem Seal Bulk	57	MV-1599	Std Only Umbrella type; Carton of 100; (RBB) Rubber
QTY	VALVE SEAT	YEARS	PART NO.	DESCRIPTION
8	Seat	57	245-1562-1	Std Only Loc. Exh.; 1.5675" OD, 1.3125" ID, 0.2160" Depth
8	Seat	57	245-1562-1N	Std Only Loc. Exh.; Premium Material; 1.5675" OD, 1.3125" ID, 0.2160" Depth
8	Seat	57	245-2000-1	Std Only Loc. Int.; 2.0055" OD, 1.7500" ID, 0.2160" Depth
QTY	VALVE, MISC	YEARS	PART NO.	DESCRIPTION
32	Keeper	57	VK-115A	Std Only 1 groove; Square cut key groove; Carton pack 24
32	Keeper	57	VK-115	Std Only 1 groove; Square cut key groove; Carton pack 32
32	Keeper	57	VK-115R	Std Only 1 groove; Square cut key groove; Hardened
32	Keeper, Bulk	57	VK-115B	Std Only 1 groove; Square cut key groove; Carton of 1000
16	Spring Insert	57	259-102C	Std Only .015"; Carton of 100
16	Spring Insert	57	259-102B	Std Only .030"; Carton of 100
16	Spring Insert	57	259-102A	Std Only .060"; Carton of 100
16	Spring Insert	57	259-502A	Std Only .060"; Carton of 50; O/S O.D. 1.542"
QTY	PISTON	YEARS	PART NO.	DESCRIPTION
8	Cast Piston	57	1031NP	Std-30-40-60 VINTAGE; Cast
8	Cast Piston - Individual	57	W1031NP	Std-40-60
8	Cast Piston - Individual	57	W1031P 20	20-30 VINTAGE; Cast; .9122" Pin Dia.; 1 Ring 5/64 Groove, 1 Ring 3/32 Groove, 1 Ring 3/16 Groove, 1.760 CD, Flat Head - 9.5:1 C.R.; Use in sets only
8	Pin Bushing	57	1834V	VINTAGE; 1.306" length

(continued on next page)

Ford Car (Incl. Edsel, Ford, Lincoln, Mercury)

312 5.1L (5114cc) OHV V8 (16 Valve), 3.7969" Bore (Ford Eng.), 4 Bbl. "VIN D" 1957 48
(cont.)

	QTY	RINGS	YEARS	PART NO.	DESCRIPTION
BLOCK	1	Standard Set	57	E-175X Std-30-40-60	VINTAGE; 1-5/64, 1-3/32, 1-3/16; Iron
	ENGINE BEARINGS		YEARS	PART NO.	DESCRIPTION
	1	Main Set	57	963M Std-10-20-30	VINTAGE
	1	Rod Set	57	8-2000CPA Std-10-20-30-40	VINTAGE
	8	Rod Pair	57	2000CPA Std-1-10-20-30-40	VINTAGE
	1	Cam Set	57	1160M Std Only	VINTAGE; w/Grooved No. 3 cam journal
	OIL PUMP		YEARS	PART NO.	DESCRIPTION
	1	Oil Pump	57	224-41123	VINTAGE
	1	Pump Repair Kit	57	224-51297	VINTAGE; Rotor type
	1	Inter. Shaft	57	224-61123	VINTAGE

312 5.1L (5114cc) OHV V8 (16 Valve), 3.7969" Bore (Ford Eng.), 2-4 Bbl. "VIN E" 1957-1956 49

	QTY	TIMING	YEARS	PART NO.	DESCRIPTION
VALVE TRAIN	1	Timing Chain	57-56	222-354	VINTAGE; Silent type; 1" wide chain; 56 Links
	1	Crank Sprocket	57-56	223-250	VINTAGE; Use w/silent type chain; 21 Teeth
	1	Cam Sprocket	57-56	223-249	VINTAGE; Use w/silent type chain; 42 Teeth
	CAMSHAFT/LIFTER		YEARS	PART NO.	DESCRIPTION
	1	Camshaft	57-56	CS-210	VINTAGE; 14 teeth on dist. drive gear; Shaft has oil groove in No. 3 journal; Mechanical, (050) Duration at .050 Lobe Lift, 196 Exh., 197 Int., 113 Degrees Lobe Separation
	1	Prelube		55-403 Std Only	1.5 oz. packet
	1	Prelube		55-400 Std Only	4 oz. bottle; 1.5 oz. packet No. 55-403 also avail.
	16	Lifter	57-56	AT-892 Std Only	VINTAGE; Mech.; 2.380" Length
	VALVE		YEARS	PART NO.	DESCRIPTION
	8	Exhaust	57-56	V-1127 Std Only	VINTAGE; Rototype; Free valve; 1.5100" Head Dia., 0.3418" Stem Dia., 5.0900" O.A.L.
	8	Intake	57	V-1285 Std Only	VINTAGE; 1.9250" Head Dia., 0.3421" Stem Dia., 5.1100" O.A.L.
	8	Intake	56	V-1115 Std Only	VINTAGE; 1.7800" Head Dia., 0.3421" Stem Dia., 5.1100" O.A.L.
	VALVE GUIDE		YEARS	PART NO.	DESCRIPTION
	8	Guide	57-56	VG-5034 Std Only	Loc. Exh.; Cut to fit; 0.3430" ID, 2.5000" O.A.L
	8	Guide	57-56	VG-5061 Std Only	Loc. Int.; 0.3430" ID, 2.3800" O.A.L
	VALVE SEAL		YEARS	PART NO.	DESCRIPTION
	16	Valve Stem Seal	57-56	ST-2001 Std Only	Positive type; Installation requires valve guide machining; (RBBTF) Rubber/PTFE
	16	Valve Stem Seal	57-56	MV-1599C Std Only	Umbrella type; (RBB) Rubber
	16	Valve Stem Seal Bulk	57-56	ST-2001BC Std Only	Positive type; Installation requires valve guide machining; Carton of 100; (RBBTF) Rubber/PTFE
	16	Valve Stem Seal Bulk	57-56	MV-1599 Std Only	Umbrella type; Carton of 100; (RBB) Rubber
	VALVE SEAT		YEARS	PART NO.	DESCRIPTION
	8	Seat	57-56	245-1562-1 Std Only	Loc. Exh.; 1.5675" OD, 1.3125" ID, 0.2160" Depth
	8	Seat	57-56	245-1562-1N Std Only	Loc. Exh.; Premium Material; 1.5675" OD, 1.3125" ID, 0.2160" Depth
	8	Seat	57	245-2000-1 Std Only	Loc. Int.; 2.0055" OD, 1.7500" ID, 0.2160" Depth
	8	Seat	56	245-1812-3 Std Only	Loc. Int.; 1.8175" OD, 1.5000" ID, 0.2160" Depth
	VALVE, MISC		YEARS	PART NO.	DESCRIPTION
	32	Keeper	57-56	VK-115A Std Only	1 groove; Square cut key groove; Carton pack 24
	32	Keeper	57-56	VK-115 Std Only	1 groove; Square cut key groove; Carton pack 32
	32	Keeper	57-56	VK-115R Std Only	1 groove; Square cut key groove; Hardened
	32	Keeper, Bulk	57-56	VK-115B Std Only	1 groove; Square cut key groove; Carton of 1000
16	Spring Insert	57-56	259-102C Std Only	.015"; Carton of 100	
16	Spring Insert	57-56	259-102B Std Only	.030"; Carton of 100	
16	Spring Insert	57-56	259-102A Std Only	.060"; Carton of 100	
16	Spring Insert	57-56	259-502A Std Only	.060"; Carton of 50; O/S O.D. 1.542"	
PISTON		YEARS	PART NO.	DESCRIPTION	
8	Cast Piston	57-56	1031NP Std-30-40-60	VINTAGE; Cast	
8	Cast Piston - Individual	57-56	W1031NP Std-40-60		
8	Cast Piston - Individual	57-56	W1031P 20 20-30	VINTAGE; Cast; .9122" Pin Dia.; 1 Ring 5/64 Groove, 1 Ring 3/32 Groove, 1 Ring 3/16 Groove, 1.760 CD, Flat Head - 9.5:1 C.R.; Use in sets only	
8	Pin Bushing	57-56	1834V	VINTAGE; 1.306" length	
RINGS		YEARS	PART NO.	DESCRIPTION	
1	Standard Set	57-56	E-175X Std-30-40-60	VINTAGE; 1-5/64, 1-3/32, 1-3/16; Iron	
ENGINE BEARINGS		YEARS	PART NO.	DESCRIPTION	
1	Main Set	57-56	963M Std-10-20-30	VINTAGE	
1	Rod Set	57-56	8-2000CPA Std-10-20-30-40	VINTAGE	
8	Rod Pair	57-56	2000CPA Std-1-10-20-30-40	VINTAGE	

(continued on next page)

Ford Car (Incl. Edsel, Ford, Lincoln, Mercury)

49 312 5.1L (5114cc) OHV V8 (16 Valve), 3.7969" Bore (Ford Eng.), 2-4 Bbl. "VIN E" 1957-1956
(cont.)

ENGINE BEARINGS				
QTY	(cont.)	YEARS	PART NO.	DESCRIPTION
1	Cam Set	57-56	1160M Std Only	VINTAGE; w/Grooved No. 3 cam journal
OIL PUMP				
1	Oil Pump	57-56	224-41123	VINTAGE
1	Pump Repair Kit	57-56	224-51297	VINTAGE; Rotor type
1	Inter. Shaft	57-56	224-61123	VINTAGE

50 312 5.1L (5114cc) OHV V8 (16 Valve), 3.7969" Bore (Ford Eng.), 4 Bbl. "VIN F" 1957

TIMING				
QTY		YEARS	PART NO.	DESCRIPTION
1	Timing Chain	57	222-354	VINTAGE; Silent type; 1" wide chain; 56 Links
1	Crank Sprocket	57	223-250	VINTAGE; Use w/silent type chain; 21 Teeth
1	Cam Sprocket	57	223-249	VINTAGE; Use w/silent type chain; 42 Teeth
CAMSHAFT/LIFTER				
1	Camshaft	57	CS-210	VINTAGE; 14 teeth on dist. drive gear; Shaft has oil groove in No. 3 journal; Mechanical, (050) Duration at .050 Lobe Lift, 196 Exh., 197 Int., 113 Degrees Lobe Separation
1	Prelube		55-403 Std Only	1.5 oz. packet
1	Prelube		55-400 Std Only	4 oz. bottle; 1.5 oz. packet No. 55-403 also avail.
16	Lifter	57	AT-892 Std Only	VINTAGE; Mech.; 2.380" Length
PUSH ROD				
16	Push Rod	57	RP-3022 Std Only	VINTAGE; 8.3400" O.A.L.
VALVE				
8	Exhaust	57	V-1127 Std Only	VINTAGE; Rototype; Free valve; 1.5100" Head Dia., 0.3418" Stem Dia., 5.0900" O.A.L.
8	Intake	57	V-1285 Std Only	VINTAGE; 1.9250" Head Dia., 0.3421" Stem Dia., 5.1100" O.A.L.
VALVE GUIDE				
8	Guide	57	VG-5034 Std Only	Loc. Exh.; Cut to fit; 0.3430" ID, 2.5000" O.A.L
8	Guide	57	VG-5061 Std Only	Loc. Int.; 0.3430" ID, 2.3800" O.A.L
VALVE SEAL				
16	Valve Stem Seal	57	ST-2001 Std Only	Positive type; Installation requires valve guide machining; (RBBTF) Rubber/PTFE
16	Valve Stem Seal	57	MV-1599C Std Only	Umbrella type; (RBB) Rubber
16	Valve Stem Seal Bulk	57	ST-2001BC Std Only	Positive type; Installation requires valve guide machining; Carton of 100; (RBBTF) Rubber/PTFE
16	Valve Stem Seal Bulk	57	MV-1599 Std Only	Umbrella type; Carton of 100; (RBB) Rubber
VALVE SEAT				
8	Seat	57	245-1562-1 Std Only	Loc. Exh.; 1.5675" OD, 1.3125" ID, 0.2160" Depth
8	Seat	57	245-1562-1N Std Only	Loc. Exh.; Premium Material; 1.5675" OD, 1.3125" ID, 0.2160" Depth
8	Seat	57	245-2000-1 Std Only	Loc. Int.; 2.0055" OD, 1.7500" ID, 0.2160" Depth
VALVE, MISC				
32	Keeper	57	VK-115A Std Only	1 groove; Square cut key groove; Carton pack 24
32	Keeper	57	VK-115 Std Only	1 groove; Square cut key groove; Carton pack 32
32	Keeper	57	VK-115R Std Only	1 groove; Square cut key groove; Hardened
32	Keeper, Bulk	57	VK-115B Std Only	1 groove; Square cut key groove; Carton of 1000
16	Spring Insert	57	259-102C Std Only	.015"; Carton of 100
16	Spring Insert	57	259-102B Std Only	.030"; Carton of 100
16	Spring Insert	57	259-102A Std Only	.060"; Carton of 100
16	Spring Insert	57	259-502A Std Only	.060"; Carton of 50; O/S O.D. 1.542"
PISTON				
8	Cast Piston	57	1031NP Std-30-40-60	VINTAGE; Cast
8	Cast Piston - Individual	57	W1031NP Std-40-60	
8	Cast Piston - Individual	57	W1031P 20 20-30	VINTAGE; Cast; .9122" Pin Dia.; 1 Ring 5/64 Groove, 1 Ring 3/32 Groove, 1 Ring 3/16 Groove, 1.760 CD, Flat Head - 9.5:1 C.R.; Use in sets only
8	Pin Bushing	57	1834V	VINTAGE; 1.306" length
RINGS				
1	Standard Set	57	E-175X Std-30-40-60	VINTAGE; 1-5/64, 1-3/32, 1-3/16; Iron
ENGINE BEARINGS				
1	Main Set	57	963M Std-10-20-30	VINTAGE
1	Rod Set	57	8-2000CPA Std-10-20-30-40	VINTAGE
8	Rod Pair	57	2000CPA Std-1-10-20-30-40	VINTAGE
1	Cam Set	57	1160M Std Only	VINTAGE; w/Grooved No. 3 cam journal
OIL PUMP				
1	Oil Pump	57	224-41123	VINTAGE
1	Pump Repair Kit	57	224-51297	VINTAGE; Rotor type

VALVE TRAIN

VALVE TRAIN

BLOCK

BLOCK

(continued on next page)

Ford Car (Incl. Edsel, Ford, Lincoln, Mercury)

312 5.1L (5114cc) OHV V8 (16 Valve), 3.7969" Bore (Ford Eng.), 4 Bbl. "VIN F" 1957 50
(cont.)

QTY	OIL PUMP (cont.) Inter. Shaft	YEARS	PART NO.	DESCRIPTION
1		57	224-61123	VINTAGE

312 5.1L (5114cc) OHV V8 (16 Valve), 3.7969" Bore (Ford Eng.), 4 Bbl. "VIN L" 1958 51

QTY	TIMING	YEARS	PART NO.	DESCRIPTION
1	Timing Chain	58	222-354	VINTAGE; Silent type; 1" wide chain; 56 Links
1	Crank Sprocket	58	223-250	VINTAGE; Use w/silent type chain; 21 Teeth
1	Cam Sprocket	58	223-249	VINTAGE; Use w/silent type chain; 42 Teeth
QTY	CAMSHAFT/LIFTER	YEARS	PART NO.	DESCRIPTION
1	Camshaft	58	CS-210	VINTAGE; 14 teeth on dist. drive gear; Shaft has oil groove in No. 3 journal; Mechanical, (050) Duration at .050 Lobe Lift, 196 Exh., 197 Int., 113 Degrees Lobe Separation
1	Prelube		55-403	Std Only 1.5 oz. packet
1	Prelube		55-400	Std Only 4 oz. bottle; 1.5 oz. packet No. 55-403 also avail.
16	Lifter	58	AT-892	Std Only VINTAGE; Mech.; 2.380" Length
QTY	PUSH ROD	YEARS	PART NO.	DESCRIPTION
16	Push Rod	58	RP-3022	Std Only VINTAGE; 8.3400" O.A.L.
QTY	VALVE	YEARS	PART NO.	DESCRIPTION
8	Exhaust	58	V-1127	Std Only VINTAGE; Rototype; Free valve; 1.5100" Head Dia., 0.3418" Stem Dia., 5.0900" O.A.L.
8	Intake	58	V-1285	Std Only VINTAGE; 1.9250" Head Dia., 0.3421" Stem Dia., 5.1100" O.A.L.
QTY	VALVE GUIDE	YEARS	PART NO.	DESCRIPTION
8	Guide	58	VG-5034	Std Only Loc. Exh.; Cut to fit; 0.3430" ID, 2.5000" O.A.L
8	Guide	58	VG-5061	Std Only Loc. Int.; 0.3430" ID, 2.3800" O.A.L
QTY	VALVE SEAL	YEARS	PART NO.	DESCRIPTION
16	Valve Stem Seal	58	ST-2001	Std Only Positive type; Installation requires valve guide machining; (RBBTF) Rubber/PTFE
16	Valve Stem Seal	58	MV-1599C	Std Only Umbrella type; (RBB) Rubber
16	Valve Stem Seal Bulk	58	ST-2001BC	Std Only Positive type; Installation requires valve guide machining; Carton of 100; (RBBTF) Rubber/PTFE
16	Valve Stem Seal Bulk	58	MV-1599	Std Only Umbrella type; Carton of 100; (RBB) Rubber
QTY	VALVE SEAT	YEARS	PART NO.	DESCRIPTION
8	Seat	58	245-1562-1	Std Only Loc. Exh.; 1.5675" OD, 1.3125" ID, 0.2160" Depth
8	Seat	58	245-1562-1N	Std Only Loc. Exh.; Premium Material; 1.5675" OD, 1.3125" ID, 0.2160" Depth
8	Seat	58	245-2000-1	Std Only Loc. Int.; 2.0055" OD, 1.7500" ID, 0.2160" Depth
QTY	VALVE, MISC	YEARS	PART NO.	DESCRIPTION
32	Keeper	58	VK-115A	Std Only 1 groove; Square cut key groove; Carton pack 24
32	Keeper	58	VK-115	Std Only 1 groove; Square cut key groove; Carton pack 32
32	Keeper	58	VK-115R	Std Only 1 groove; Square cut key groove; Hardened
32	Keeper, Bulk	58	VK-115B	Std Only 1 groove; Square cut key groove; Carton of 1000
16	Spring Insert	58	259-102C	Std Only .015"; Carton of 100
16	Spring Insert	58	259-102B	Std Only .030"; Carton of 100
16	Spring Insert	58	259-102A	Std Only .060"; Carton of 100
16	Spring Insert	58	259-502A	Std Only .060"; Carton of 50; O/S O.D. 1.542"
QTY	PISTON	YEARS	PART NO.	DESCRIPTION
8	Cast Piston	58	1031NP	Std-30-40-60 VINTAGE; Cast
8	Cast Piston - Individual	58	W1031NP	Std-40-60
8	Cast Piston - Individual	58	W1031P 20	20-30 VINTAGE; Cast; .9122" Pin Dia.; 1 Ring 5/64 Groove, 1 Ring 3/32 Groove, 1 Ring 3/16 Groove, 1.760 CD, Flat Head - 9.5:1 C.R.; Use in sets only
8	Pin Bushing	58	1834V	VINTAGE; 1.306" length
QTY	RINGS	YEARS	PART NO.	DESCRIPTION
1	Standard Set	58	E-175X	Std-30-40-60 VINTAGE; 1-5/64, 1-3/32, 1-3/16; Iron
QTY	ENGINE BEARINGS	YEARS	PART NO.	DESCRIPTION
1	Main Set	58	963M	Std-10-20-30 VINTAGE
1	Rod Set	58	8-2000CPA	Std-10-20-30-40 VINTAGE
8	Rod Pair	58	2000CPA	Std-1-10-20-30-40 VINTAGE
1	Cam Set	58	1160M	Std Only VINTAGE; w/Grooved No. 3 cam journal
QTY	OIL PUMP	YEARS	PART NO.	DESCRIPTION
1	Oil Pump	58	224-41123	VINTAGE
1	Pump Repair Kit	58	224-51297	VINTAGE; Rotor type
1	Inter. Shaft	58	224-61123	VINTAGE

312 5.1L (5114cc) OHV V8 (16 Valve), 3.7969" Bore (Ford Eng.), 2 Bbl. "VIN P" 1960-1959 52

QTY	TIMING	YEARS	PART NO.	DESCRIPTION
1	Timing Chain	60-59	222-354	VINTAGE; Silent type; 1" wide chain; 56 Links

(continued on next page)

Ford Car (Incl. Edsel, Ford, Lincoln, Mercury)

52 312 5.1L (5114cc) OHV V8 (16 Valve), 3.7969" Bore (Ford Eng.), 2 Bbl. "VIN P" 1960-1959
(cont.)

QTY	TIMING (cont.)	YEARS	PART NO.	DESCRIPTION
1	Crank Sprocket	60-59	223-250	VINTAGE; Use w/silent type chain; 21 Teeth
1	Cam Sprocket	60-59	223-249	VINTAGE; Use w/silent type chain; 42 Teeth
QTY	CAMSHAFT/LIFTER	YEARS	PART NO.	DESCRIPTION
1	Camshaft	60-59	CS-210	VINTAGE; 14 teeth on dist. drive gear; Shaft has oil groove in No. 3 journal; Mechanical, (050) Duration at .050 Lobe Lift, 196 Exh., 197 Int., 113 Degrees Lobe Separation
1	Prelube		55-403 Std Only	1.5 oz. packet
1	Prelube		55-400 Std Only	4 oz. bottle; 1.5 oz. packet No. 55-403 also avail.
16	Lifter	60-59	AT-892 Std Only	VINTAGE; Mech.; 2.380" Length
QTY	PUSH ROD	YEARS	PART NO.	DESCRIPTION
16	Push Rod	60-59	RP-3022 Std Only	VINTAGE; 8.3400" O.A.L.
QTY	VALVE	YEARS	PART NO.	DESCRIPTION
8	Exhaust	60-59	V-1127 Std Only	VINTAGE; Rototype; Free valve; 1.5100" Head Dia., 0.3418" Stem Dia., 5.0900" O.A.L.
8	Intake	60	V-1128 Std Only	VINTAGE; 1.6470" Head Dia., 0.3420" Stem Dia., 5.0900" O.A.L.
8	Intake	59	V-1285 Std Only	VINTAGE; 1.9250" Head Dia., 0.3421" Stem Dia., 5.1100" O.A.L.
QTY	VALVE GUIDE	YEARS	PART NO.	DESCRIPTION
8	Guide	60-59	VG-5034 Std Only	Loc. Exh.; Cut to fit; 0.3430" ID, 2.5000" O.A.L
8	Guide	60-59	VG-5061 Std Only	Loc. Int.; 0.3430" ID, 2.3800" O.A.L
QTY	VALVE SEAL	YEARS	PART NO.	DESCRIPTION
16	Valve Stem Seal	60-59	ST-2001 Std Only	Positive type; Installation requires valve guide machining; (RBBTF) Rubber/PTFE
16	Valve Stem Seal	60-59	MV-1599C Std Only	Umbrella type; (RBB) Rubber
16	Valve Stem Seal Bulk	60-59	ST-2001BC Std Only	Positive type; Installation requires valve guide machining; Carton of 100; (RBBTF) Rubber/PTFE
16	Valve Stem Seal Bulk	60-59	MV-1599 Std Only	Umbrella type; Carton of 100; (RBB) Rubber
QTY	VALVE SEAT	YEARS	PART NO.	DESCRIPTION
8	Seat	60-59	245-1562-1 Std Only	Loc. Exh.; 1.5675" OD, 1.3125" ID, 0.2160" Depth
8	Seat	60-59	245-1562-1N Std Only	Loc. Exh.; Premium Material; 1.5675" OD, 1.3125" ID, 0.2160" Depth
8	Seat	59	245-2000-1 Std Only	Loc. Int.; 2.0055" OD, 1.7500" ID, 0.2160" Depth
QTY	VALVE, MISC	YEARS	PART NO.	DESCRIPTION
32	Keeper	60-59	VK-115A Std Only	1 groove; Square cut key groove; Carton pack 24
32	Keeper	60-59	VK-115 Std Only	1 groove; Square cut key groove; Carton pack 32
32	Keeper	60-59	VK-115R Std Only	1 groove; Square cut key groove; Hardened
32	Keeper, Bulk	60-59	VK-115B Std Only	1 groove; Square cut key groove; Carton of 1000
16	Spring Insert	60-59	259-102C Std Only	.015"; Carton of 100
16	Spring Insert	60-59	259-102B Std Only	.030"; Carton of 100
16	Spring Insert	60-59	259-102A Std Only	.060"; Carton of 100
16	Spring Insert	60-59	259-502A Std Only	.060"; Carton of 50; O/S O.D. 1.542"
QTY	PISTON	YEARS	PART NO.	DESCRIPTION
8	Cast Piston	60-59	1031NP Std-30-40-60	VINTAGE; Cast
8	Cast Piston - Individual	60-59	W1031NP Std-40-60	
8	Cast Piston - Individual	60-59	W1031P 20 20-30	VINTAGE; Cast; .9122" Pin Dia.; 1 Ring 5/64 Groove, 1 Ring 3/32 Groove, 1 Ring 3/16 Groove, 1.760 CD, Flat Head - 9.5:1 C.R.; Use in sets only
8	Pin Bushing	60-59	1834V	VINTAGE; 1.306" length
QTY	RINGS	YEARS	PART NO.	DESCRIPTION
1	Standard Set	60-59	E-175X Std-30-40-60	VINTAGE; 1-5/64, 1-3/32, 1-3/16; Iron
QTY	ENGINE BEARINGS	YEARS	PART NO.	DESCRIPTION
1	Main Set	60-59	963M Std-10-20-30	VINTAGE
1	Rod Set	60-59	8-2000CPA Std-10-20-30-40	VINTAGE
8	Rod Pair	60-59	2000CPA Std-1-10-20-30-40	VINTAGE
1	Cam Set	60-59	1160M Std Only	VINTAGE; w/Grooved No. 3 cam journal
QTY	OIL PUMP	YEARS	PART NO.	DESCRIPTION
1	Oil Pump	60-59	224-41123	VINTAGE
1	Pump Repair Kit	60-59	224-51297	VINTAGE; Rotor type
1	Inter. Shaft	60-59	224-61123	VINTAGE

53 312 5.1L (5114cc) OHV V8 (16 Valve), 3.7969" Bore (Ford Eng.), 4 Bbl. "VIN P" 1958-1956

QTY	TIMING	YEARS	PART NO.	DESCRIPTION
1	Timing Chain	58-56	222-354	VINTAGE; Silent type; 1" wide chain; 56 Links
1	Crank Sprocket	58-56	223-250	VINTAGE; Use w/silent type chain; 21 Teeth
1	Cam Sprocket	58-56	223-249	VINTAGE; Use w/silent type chain; 42 Teeth

(continued on next page)

Ford Car (Incl. Edsel, Ford, Lincoln, Mercury)

312 5.1L (5114cc) OHV V8 (16 Valve), 3.7969" Bore (Ford Eng.), 4 Bbl. "VIN P" 1958-1956 53
(cont.)

QTY	CAMSHAFT/LIFTER	YEARS	PART NO.	DESCRIPTION
1	Camshaft	58-56	CS-210	VINTAGE; 14 teeth on dist. drive gear; Shaft has oil groove in No. 3 journal; Mechanical, (050) Duration at .050 Lobe Lift, 196 Exh., 197 Int., 113 Degrees Lobe Separation
1	Prelube		55-403 Std Only	1.5 oz. packet
1	Prelube		55-400 Std Only	4 oz. bottle; 1.5 oz. packet No. 55-403 also avail.
16	Lifter	58-56	AT-892 Std Only	VINTAGE; Mech.; 2.380" Length
QTY	PUSH ROD	YEARS	PART NO.	DESCRIPTION
16	Push Rod	58-56	RP-3022 Std Only	VINTAGE; 8.3400" O.A.L.
QTY	VALVE	YEARS	PART NO.	DESCRIPTION
8	Exhaust	58-56	V-1127 Std Only	VINTAGE; Rototype; Free valve; 1.5100" Head Dia., 0.3418" Stem Dia., 5.0900" O.A.L.
8	Intake	58-57	V-1285 Std Only	VINTAGE; 1.9250" Head Dia., 0.3421" Stem Dia., 5.1100" O.A.L.
8	Intake	56	V-1115 Std Only	VINTAGE; 1.7800" Head Dia., 0.3421" Stem Dia., 5.1100" O.A.L.
QTY	VALVE GUIDE	YEARS	PART NO.	DESCRIPTION
8	Guide	58-56	VG-5034 Std Only	Loc. Exh.; Cut to fit; 0.3430" ID, 2.5000" O.A.L
8	Guide	58-56	VG-5061 Std Only	Loc. Int.; 0.3430" ID, 2.3800" O.A.L
QTY	VALVE SEAL	YEARS	PART NO.	DESCRIPTION
16	Valve Stem Seal	58-56	ST-2001 Std Only	Positive type; Installation requires valve guide machining; (RBBTF) Rubber/PTFE
16	Valve Stem Seal	58-56	MV-1599C Std Only	Umbrella type; (RBB) Rubber
16	Valve Stem Seal Bulk	58-56	ST-2001BC Std Only	Positive type; Installation requires valve guide machining; Carton of 100; (RBBTF) Rubber/PTFE
16	Valve Stem Seal Bulk	58-56	MV-1599 Std Only	Umbrella type; Carton of 100; (RBB) Rubber
QTY	VALVE SEAT	YEARS	PART NO.	DESCRIPTION
8	Seat	58-56	245-1562-1 Std Only	Loc. Exh.; 1.5675" OD, 1.3125" ID, 0.2160" Depth
8	Seat	58-56	245-1562-1N Std Only	Loc. Exh.; Premium Material; 1.5675" OD, 1.3125" ID, 0.2160" Depth
8	Seat	58-57	245-2000-1 Std Only	Loc. Int.; 2.0055" OD, 1.7500" ID, 0.2160" Depth
8	Seat	56	245-1812-3 Std Only	Loc. Int.; 1.8175" OD, 1.5000" ID, 0.2160" Depth
QTY	VALVE, MISC	YEARS	PART NO.	DESCRIPTION
32	Keeper	58-56	VK-115A Std Only	1 groove; Square cut key groove; Carton pack 24
32	Keeper	58-56	VK-115 Std Only	1 groove; Square cut key groove; Carton pack 32
32	Keeper	58-56	VK-115R Std Only	1 groove; Square cut key groove; Hardened
32	Keeper, Bulk	58-56	VK-115B Std Only	1 groove; Square cut key groove; Carton of 1000
16	Spring Insert	58-56	259-102C Std Only	.015"; Carton of 100
16	Spring Insert	58-56	259-102B Std Only	.030"; Carton of 100
16	Spring Insert	58-56	259-102A Std Only	.060"; Carton of 100
16	Spring Insert	58-56	259-502A Std Only	.060"; Carton of 50; O/S O.D. 1.542"
QTY	PISTON	YEARS	PART NO.	DESCRIPTION
8	Cast Piston	58-56	1031NP Std-30-40-60	VINTAGE; Cast
8	Cast Piston - Individual	58-56	W1031NP Std-40-60	
8	Cast Piston - Individual	58-56	W1031P 20 20-30	VINTAGE; Cast; .9122" Pin Dia.; 1 Ring 5/64 Groove, 1 Ring 3/32 Groove, 1 Ring 3/16 Groove, 1.760 CD, Flat Head - 9.5:1 C.R.; Use in sets only
8	Pin Bushing	58-56	1834V	VINTAGE; 1.306" length
QTY	RINGS	YEARS	PART NO.	DESCRIPTION
1	Standard Set	58-56	E-175X Std-30-40-60	VINTAGE; 1-5/64, 1-3/32, 1-3/16; Iron
QTY	ENGINE BEARINGS	YEARS	PART NO.	DESCRIPTION
1	Main Set	58-56	963M Std-10-20-30	VINTAGE
1	Rod Set	58-56	8-2000CPA Std-10-20-30-40	VINTAGE
8	Rod Pair	58-56	2000CPA Std-1-10-20-30-40	VINTAGE
1	Cam Set	58-56	1160M Std Only	VINTAGE; w/Grooved No. 3 cam journal
QTY	OIL PUMP	YEARS	PART NO.	DESCRIPTION
1	Oil Pump	58-56	224-41123	VINTAGE
1	Pump Repair Kit	58-56	224-51297	VINTAGE; Rotor type
1	Inter. Shaft	58-56	224-61123	VINTAGE
317.5 5.2L (5204cc) OHV V8 (16 Valve) (Lincoln), 3.8125" Bore (Ford Eng.), 2 Bbl. 1952 54				
QTY	CAMSHAFT/LIFTER	YEARS	PART NO.	DESCRIPTION
16	Lifter	52	HT-2083 Std Only	Hyd.
16	Lifter, Bulk	52	HT-2083B Std Only	Hyd.; Carton of 122
QTY	PUSH ROD	YEARS	PART NO.	DESCRIPTION
16	Push Rod	52	RP-3021 Std Only	VINTAGE; 9.8200" O.A.L.

(continued on next page)

Ford Car (Incl. Edsel, Ford, Lincoln, Mercury)

54 317.5 5.2L (5204cc) OHV V8 (16 Valve) (Lincoln), 3.8125" Bore (Ford Eng.), 2 Bbl. 1952 (cont.)

	QTY	VALVE	YEARS	PART NO.	DESCRIPTION
VALVE TRAIN	8	Intake	52	V-1115 Std Only	VINTAGE; 1.7800" Head Dia., 0.3421" Stem Dia., 5.1100" O.A.L.
	8	Guide	52	VG-5061 Std Only	Loc. Exh.; 0.3430" ID, 2.3800" O.A.L
	8	Guide	52	VG-5005H Std Only	Loc. Int.; Hardened; 0.3430" ID, 2.2500" O.A.L
	8	Guide	52	VG-5005 Std Only	Loc. Int.; Plain; 0.3430" ID, 2.2500" O.A.L
	8	Guide	52	VG-5005T Std Only	Loc. Int.; Threaded; 0.3425" ID, 2.2500" O.A.L
	8	Guide, Bulk	52	VG-5005B Std Only	Loc. Int.; Plain; Carton of 50; 0.3430" ID, 2.2500" O.A.L
	8	Guide, Bulk	52	VG-5005TB Std Only	Loc. Int.; Threaded; Carton of 50; 0.3425" ID, 2.2500" O.A.L
	16	Valve Stem Seal	52	MV-1233C Std Only	O-Ring; (RBB) Rubber
	16	Valve Stem Seal	52	ST-2001 Std Only	Positive type; Installation requires valve guide machining; (RBBTF) Rubber/PTFE
	16	Valve Stem Seal Bulk	52	MV-1233 Std Only	O-Ring; Carton of 100; (RBB) Rubber
16	Valve Stem Seal Bulk	52	ST-2001BC Std Only	Positive type; Installation requires valve guide machining; Carton of 100; (RBBTF) Rubber/PTFE	
8	Seat	52	245-1625-4 Std Only	VINTAGE; Loc. Exh.; 1.6305" OD, 1.3120" ID, 0.2175" Depth	
32	Keeper	52	VK-115A Std Only	1 groove; Square cut key groove; Carton pack 24	
32	Keeper	52	VK-115 Std Only	1 groove; Square cut key groove; Carton pack 32	
32	Keeper	52	VK-115R Std Only	1 groove; Square cut key groove; Hardened	
32	Keeper, Bulk	52	VK-115B Std Only	1 groove; Square cut key groove; Carton of 1000	
1	Premium Set	52	E-288KC 20 20-40	2-5/64, 1-3/16; Premium Chrome	
1	Premium Set	52	E-288K Std-20-30-40-60	2-5/64, 1-3/16; Premium Moly	
1	Standard Set	52	E-288X Std-20-30-40-60	2-5/64, 1-3/16; Iron	

55 317.5 5.2L (5204cc) OHV V8 (16 Valve) (Lincoln), 3.8125" Bore (Ford Eng.), 4 Bbl. 1954-1953

	QTY	CAMSHAFT/LIFTER	YEARS	PART NO.	DESCRIPTION
VALVE TRAIN	16	Lifter	54-53	HT-2083 Std Only	Hyd.
	16	Lifter, Bulk	54-53	HT-2083B Std Only	Hyd.; Carton of 122
	16	Push Rod	54-53	RP-3021 Std Only	VINTAGE; 9.8200" O.A.L.
	8	Guide	54-53	VG-5061 Std Only	Loc. Exh.; 0.3430" ID, 2.3800" O.A.L
	8	Guide	54-53	VG-5005H Std Only	Loc. Int.; Hardened; 0.3430" ID, 2.2500" O.A.L
	8	Guide	54-53	VG-5005 Std Only	Loc. Int.; Plain; 0.3430" ID, 2.2500" O.A.L
	8	Guide	54-53	VG-5005T Std Only	Loc. Int.; Threaded; 0.3425" ID, 2.2500" O.A.L
	8	Guide, Bulk	54-53	VG-5005B Std Only	Loc. Int.; Plain; Carton of 50; 0.3430" ID, 2.2500" O.A.L
	8	Guide, Bulk	54-53	VG-5005TB Std Only	Loc. Int.; Threaded; Carton of 50; 0.3425" ID, 2.2500" O.A.L
	16	Valve Stem Seal	54-53	MV-1233C Std Only	O-Ring; (RBB) Rubber
16	Valve Stem Seal	54-53	ST-2001 Std Only	Positive type; Installation requires valve guide machining; (RBBTF) Rubber/PTFE	
16	Valve Stem Seal Bulk	54-53	MV-1233 Std Only	O-Ring; Carton of 100; (RBB) Rubber	
16	Valve Stem Seal Bulk	54-53	ST-2001BC Std Only	Positive type; Installation requires valve guide machining; Carton of 100; (RBBTF) Rubber/PTFE	
8	Seat	54-53	245-1625-4 Std Only	VINTAGE; Loc. Exh.; 1.6305" OD, 1.3120" ID, 0.2175" Depth	
32	Keeper	54-53	VK-115A Std Only	1 groove; Square cut key groove; Carton pack 24	
32	Keeper	54-53	VK-115 Std Only	1 groove; Square cut key groove; Carton pack 32	
32	Keeper	54-53	VK-115R Std Only	1 groove; Square cut key groove; Hardened	
32	Keeper, Bulk	54-53	VK-115B Std Only	1 groove; Square cut key groove; Carton of 1000	
1	Premium Set	54-53	E-288KC 20 20-40	2-5/64, 1-3/16; Premium Chrome	
1	Premium Set	54-53	E-288K Std-20-30-40-60	2-5/64, 1-3/16; Premium Moly	
1	Standard Set	54-53	E-288X Std-20-30-40-60	2-5/64, 1-3/16; Iron	

56 332 5.4L (5441cc) OHV V8 (16 Valve), 4" Bore (Ford Eng.), 2 Bbl. "VIN B" 1959-1958

	QTY	TIMING	YEARS	PART NO.	DESCRIPTION
1	Timing Chain	59-58	222-494	48 Links	
1	Crank Sprocket	59-58	223-321	VINTAGE; 18 Teeth	

(continued on next page)

Ford Car (Incl. Edsel, Ford, Lincoln, Mercury)

332 5.4L (5441cc) OHV V8 (16 Valve), 4" Bore (Ford Eng.), 2 Bbl. "VIN B" 1959-1958 56
(cont.)

QTY	CAMSHAFT/LIFTER	YEARS	PART NO.	DESCRIPTION
16	Lifter	59-58	HT-2083 Std Only	Hyd.
16	Lifter, Bulk	59-58	HT-2083B Std Only	Hyd.; Carton of 122
QTY	PUSH ROD	YEARS	PART NO.	DESCRIPTION
16	Push Rod	59	RP-3227R Std Only	Ball & ball type ends; Chrome-Moly; 9.5950" O.A.L.
16	Push Rod	59	RP-3172C Std Only	VINTAGE; 9.5910" O.A.L.
16	Push Rod	59	RP-3172B Std Only	VINTAGE; Ball & ball type ends; 9.5600" O.A.L.
16	Push Rod	59	RP-3172 Std Only	VINTAGE; Ball & ball type ends; 9.6210" O.A.L.
16	Push Rod	59	RP-3172A Std Only	VINTAGE; Ball & ball type ends; 9.6800" O.A.L.
16	Push Rod	59	RP-3230R Std Only	w/Hyd. lifters; Ball & cup type ends; Chrome-Moly; 9.3300" O.A.L.
16	Push Rod	58	RP-3023 Std Only	VINTAGE; w/Hyd. lifters; Ball & cup type ends; 9.5300" O.A.L.
16	Push Rod, Bulk	59	BRP-3172B Std Only	VINTAGE; Ball & ball type ends; Carton of 100; 9.5600" O.A.L.
16	Push Rod, Bulk	59	BRP-3172 Std Only	VINTAGE; Ball & ball type ends; Carton of 100; 9.6210" O.A.L.
QTY	ROCKER PARTS	YEARS	PART NO.	DESCRIPTION
16	Arm	59	R-814 Std Only	VINTAGE
2	Rocker Shaft	59	RS-621 Std Only	VINTAGE
2	Rocker Shaft	58	RS-720 Std Only	VINTAGE
QTY	VALVE	YEARS	PART NO.	DESCRIPTION
8	Exhaust	59-58	V-1853 Std-15	VINTAGE; Chrome plated stem; 1.5580" Head Dia., 0.3715" Stem Dia., 5.4360" O.A.L.
QTY	VALVE SPRING	YEARS	PART NO.	DESCRIPTION
16	Spring	59-58	VS-1428 Std Only	VINTAGE; 2.3430" Free Height
QTY	VALVE SEAL	YEARS	PART NO.	DESCRIPTION
16	Valve Stem Seal	59-58	ST-2002 Std Only	Installation requires valve guide machining; (PLY) Polyacrylate
16	Valve Stem Seal Bulk	59-58	ST-2002BC Std Only	Positive type; Installation requires valve guide machining; Carton of 100; (PLY) Polyacrylate
QTY	VALVE SEAT	YEARS	PART NO.	DESCRIPTION
8	Seat	59-58	245-1687-1 Std Only	Loc. Exh.; 1.6925" OD, 1.4060" ID, 0.2480" Depth
8	Seat	59-58	245-1687-1N Std Only	Loc. Exh.; Premium Material; 1.6925" OD, 1.4060" ID, 0.2480" Depth
8	Seat	59-58	245-2062-1 Std Only	Loc. Int.; 2.0680" OD, 1.8125" ID, 0.2480" Depth
QTY	VALVE, MISC	YEARS	PART NO.	DESCRIPTION
32	Keeper	59-58	VK-138A Std Only	1 groove; Square cut key groove; Carton pack 24
32	Keeper	59-58	VK-138 Std Only	1 groove; Square cut key groove; Carton pack 32
32	Keeper	59-58	VK-138R Std Only	1 groove; Square cut key groove; Hardened
32	Keeper, Bulk	59-58	VK-138B Std Only	1 groove; Square cut key groove; Carton of 1000
16	Spring Insert	59-58	259-103C Std Only	.015"; ID 1.030"; Carton of 100
16	Spring Insert	59-58	259-103B Std Only	.030"; ID 1.030"; Carton of 100
16	Spring Insert	59-58	259-103BRS Std Only	.030"; ID 1.030"; Carton of 500
16	Spring Insert	59-58	259-103A Std Only	.060"; ID 1.030"; Carton of 100
16	Spring Insert	59-58	259-103ARS Std Only	.060"; ID 1.030"; Carton of 500
QTY	RINGS	YEARS	PART NO.	DESCRIPTION
1	Premium Set	59-58	E-248K Std-30-40-60	VINTAGE; 1-5/64, 1-3/32, 1-3/16; Premium Moly
1	Standard Set	59-58	E-248X Std-30-60	VINTAGE; 1-5/64, 1-3/32, 1-3/16; Iron
QTY	SLEEVE	YEARS	PART NO.	DESCRIPTION
8	Repair Sleeve	59-58	SL-22Y Std Only	1/8" wall, must be cut to correct length; O.A.L. 10.250"
8	Repair Sleeve	59-58	SL-22M Std Only	3/32" wall, must be cut to correct length; O.A.L. 10.250"
QTY	ENGINE BEARINGS	YEARS	PART NO.	DESCRIPTION
1	Main Set	59-58	4020M Std-10	VINTAGE; 3.684" max. flange OD
1	Rod Set	59-58	8-3230CP Std-10-20-30-40-50	VINTAGE; Squirt hole removed from all Ford V Eng.; 8-3230CA 60 avail. as unplated & resizeable
1	Rod Set	59-58	8-3230CA 60 60	VINTAGE; Unplated & resizeable; Squirt hole removed from all Ford V Eng.
8	Rod Pair	59-58	3230CP Std-1-2-10-20-30-40-50	VINTAGE; Squirt hole removed from all Ford V Eng.
1	Cam Set	59-58	1445M Std Only	VINTAGE
QTY	OIL PUMP	YEARS	PART NO.	DESCRIPTION
1	Oil Pump	59-58	224-41173	VINTAGE
1	Oil Pump	59-58	224-43365A	VINTAGE; High Pressure
1	Oil Pump	59-58	224-41177	VINTAGE; High Volume, check pan for clearance
1	Inter. Shaft	59-58	224-61114	VINTAGE
QTY	GASKETS	YEARS	PART NO.	DESCRIPTION
1	Kit Gasket Set	59-58	260-1035	VINTAGE; Exh. pipe flange not incl.

(continued on next page)

Ford Car (Incl. Edsel, Ford, Lincoln, Mercury)

56 332 5.4L (5441cc) OHV V8 (16 Valve), 4" Bore (Ford Eng.), 2 Bbl. "VIN B" 1959-1958
(cont.)

QTY	FREEZE PLUGS	YEARS	PART NO.	DESCRIPTION
1	Brass Block Plug Kit	59-58	381-8017	VINTAGE
1	Steel Block Plug Kit	59-58	381-4015	VINTAGE
1	Brass Deep Cup Freeze Plug	59-58	381-9031	1.750" Diameter
1	Steel Deep Cup Freeze Plug	59-58	381-3088	0.448" Diameter
1	Steel Deep Cup Freeze Plug	59-58	381-3092	2.396" Diameter
1	Steel Shallow Cup Freeze Plug	59-58	381-2057	1.750" Diameter

57 332 5.4L (5441cc) OHV V8 (16 Valve), 4" Bore (Ford Eng.), 4 Bbl. "VIN G" 1959-1958

QTY	TIMING	YEARS	PART NO.	DESCRIPTION
1	Timing Chain	59-58	222-494	48 Links
1	Crank Sprocket	59-58	223-321	Ford Thunderbird Base; VINTAGE; 18 Teeth

QTY	CAMSHAFT/LIFTER	YEARS	PART NO.	DESCRIPTION
16	Lifter	59-58	HT-2083 Std Only	Hyd.
16	Lifter, Bulk	59-58	HT-2083B Std Only	Hyd.; Carton of 122

QTY	PUSH ROD	YEARS	PART NO.	DESCRIPTION
16	Push Rod	59	RP-3227R Std Only	Ball & ball type ends; Chrome-Moly; 9.5950" O.A.L.
16	Push Rod	59	RP-3172C Std Only	VINTAGE; 9.5910" O.A.L.
16	Push Rod	59	RP-3172B Std Only	VINTAGE; Ball & ball type ends; 9.5600" O.A.L.
16	Push Rod	59	RP-3172 Std Only	VINTAGE; Ball & ball type ends; 9.6210" O.A.L.
16	Push Rod	59	RP-3172A Std Only	VINTAGE; Ball & ball type ends; 9.6800" O.A.L.
16	Push Rod	59	RP-3230R Std Only	w/Hyd. lifters; Ball & cup type ends; Chrome-Moly; 9.3300" O.A.L.
16	Push Rod	58	RP-3023 Std Only	VINTAGE; w/Hyd. lifters; Ball & cup type ends; 9.5300" O.A.L.
16	Push Rod, Bulk	59	BRP-3172B Std Only	VINTAGE; Ball & ball type ends; Carton of 100; 9.5600" O.A.L.
16	Push Rod, Bulk	59	BRP-3172 Std Only	VINTAGE; Ball & ball type ends; Carton of 100; 9.6210" O.A.L.

QTY	ROCKER PARTS	YEARS	PART NO.	DESCRIPTION
16	Arm	59	R-814 Std Only	VINTAGE
2	Rocker Shaft	59	RS-621 Std Only	VINTAGE
2	Rocker Shaft	58	RS-720 Std Only	VINTAGE

QTY	VALVE	YEARS	PART NO.	DESCRIPTION
8	Exhaust	59-58	V-1853 Std-15	VINTAGE; Chrome plated stem; 1.5580" Head Dia., 0.3715" Stem Dia., 5.4360" O.A.L.

QTY	VALVE SPRING	YEARS	PART NO.	DESCRIPTION
16	Spring	59-58	VS-1428 Std Only	VINTAGE; 2.3430" Free Height

QTY	VALVE SEAL	YEARS	PART NO.	DESCRIPTION
16	Valve Stem Seal	59-58	ST-2002 Std Only	Installation requires valve guide machining; (PLY) Polyacrylate
16	Valve Stem Seal Bulk	59-58	ST-2002BC Std Only	Positive type; Installation requires valve guide machining; Carton of 100; (PLY) Polyacrylate

QTY	VALVE SEAT	YEARS	PART NO.	DESCRIPTION
8	Seat	59-58	245-1687-1 Std Only	Loc. Exh.; 1.6925" OD, 1.4060" ID, 0.2480" Depth
8	Seat	59-58	245-1687-1N Std Only	Loc. Exh.; Premium Material; 1.6925" OD, 1.4060" ID, 0.2480" Depth
8	Seat	59-58	245-2062-1 Std Only	Loc. Int.; 2.0680" OD, 1.8125" ID, 0.2480" Depth

QTY	VALVE, MISC	YEARS	PART NO.	DESCRIPTION
32	Keeper	59-58	VK-138A Std Only	1 groove; Square cut key groove; Carton pack 24
32	Keeper	59-58	VK-138 Std Only	1 groove; Square cut key groove; Carton pack 32
32	Keeper	59-58	VK-138R Std Only	1 groove; Square cut key groove; Hardened
32	Keeper, Bulk	59-58	VK-138B Std Only	1 groove; Square cut key groove; Carton of 1000
16	Spring Insert	59-58	259-103C Std Only	.015"; ID 1.030"; Carton of 100
16	Spring Insert	59-58	259-103B Std Only	.030"; ID 1.030"; Carton of 100
16	Spring Insert	59-58	259-103BRS Std Only	.030"; ID 1.030"; Carton of 500
16	Spring Insert	59-58	259-103A Std Only	.060"; ID 1.030"; Carton of 100
16	Spring Insert	59-58	259-103ARS Std Only	.060"; ID 1.030"; Carton of 500

QTY	RINGS	YEARS	PART NO.	DESCRIPTION
1	Premium Set	59-58	E-248K Std-30-40-60	VINTAGE; 1-5/64, 1-3/32, 1-3/16; Premium Moly
1	Standard Set	59-58	E-248X Std-30-60	VINTAGE; 1-5/64, 1-3/32, 1-3/16; Iron

QTY	SLEEVE	YEARS	PART NO.	DESCRIPTION
8	Repair Sleeve	59-58	SL-22Y Std Only	1/8" wall, must be cut to correct length; O.A.L. 10.250"
8	Repair Sleeve	59-58	SL-22M Std Only	3/32" wall, must be cut to correct length; O.A.L. 10.250"

QTY	ENGINE BEARINGS	YEARS	PART NO.	DESCRIPTION
1	Main Set	59-58	4020M Std-10	VINTAGE; 3.684" max. flange OD
1	Rod Set	59-58	8-3230CP Std-10-20-30-40-50	VINTAGE; Squirt hole removed from all Ford V Engs.; 8-3230CA 60 avail. as unplated & resizeable

VALVE TRAIN

VALVE TRAIN

BLOCK

BLOCK

(continued on next page)

Ford Car (Incl. Edsel, Ford, Lincoln, Mercury)

332 5.4L (5441cc) OHV V8 (16 Valve), 4" Bore (Ford Eng.), 4 Bbl. "VIN G" 1959-1958 57
(cont.)

	QTY	ENGINE BEARINGS	YEARS	PART NO.	DESCRIPTION
BLOCK	1	(cont.) Rod Set	59-58	8-3230CA 60	VINTAGE; Unplated & resizeable; Squirt hole removed from all Ford V Eng.
	8	Rod Pair	59-58	3230CP Std-1-2-10-20-30-40-50	VINTAGE; Squirt hole removed from all Ford V Eng.
	1	Cam Set	59-58	1445M Std Only	VINTAGE
	1	OIL PUMP	YEARS	PART NO.	DESCRIPTION
	1	Oil Pump	59-58	224-41173	VINTAGE
	1	Oil Pump	59-58	224-43365A	VINTAGE; High Pressure
	1	Oil Pump	59-58	224-41177	VINTAGE; High Volume, check pan for clearance
	1	Inter. Shaft	59-58	224-61114	VINTAGE
	1	GASKETS	YEARS	PART NO.	DESCRIPTION
	1	Kit Gasket Set	59-58	260-1035	VINTAGE; Exh. pipe flange not incl.
1	FREEZE PLUGS	YEARS	PART NO.	DESCRIPTION	
1	Brass Block Plug Kit	59-58	381-8017	VINTAGE	
1	Steel Block Plug Kit	59-58	381-4015	VINTAGE	
1	Brass Deep Cup Freeze Plug	59-58	381-9031	1.750" Diameter	
1	Steel Deep Cup Freeze Plug	59-58	381-3088	0.448" Diameter	
1	Steel Deep Cup Freeze Plug	59-58	381-3092	2.396" Diameter	
1	Steel Shallow Cup Freeze Plug	59-58	381-2057	1.750" Diameter	

341 5.6L (5589cc) OHV V8 (16 Valve) (Lincoln), 3.9375" Bore (Ford Eng.), 4 Bbl. 1955 58

	QTY	PUSH ROD	YEARS	PART NO.	DESCRIPTION
	16	Push Rod	55	RP-3021 Std Only	VINTAGE; 9.8200" O.A.L.
	16	VALVE SEAL	YEARS	PART NO.	DESCRIPTION
	16	Valve Stem Seal	55	ST-2001 Std Only	Positive type; Installation requires valve guide machining; (RBBTF) Rubber/PTFE
	16	Valve Stem Seal	55	MV-1599C Std Only	Umbrella type; (RBB) Rubber
	16	Valve Stem Seal Bulk	55	ST-2001BC Std Only	Positive type; Installation requires valve guide machining; Carton of 100; (RBBTF) Rubber/PTFE
	16	Valve Stem Seal Bulk	55	MV-1599 Std Only	Umbrella type; Carton of 100; (RBB) Rubber
	32	VALVE, MISC	YEARS	PART NO.	DESCRIPTION
	32	Keeper	55	VK-115A Std Only	1 groove; Square cut key groove; Carton pack 24
	32	Keeper	55	VK-115 Std Only	1 groove; Square cut key groove; Carton pack 32
	32	Keeper	55	VK-115R Std Only	1 groove; Square cut key groove; Hardened
	32	Keeper, Bulk	55	VK-115B Std Only	1 groove; Square cut key groove; Carton of 1000
	8	PISTON	YEARS	PART NO.	DESCRIPTION
	8	Pin Bushing	55	2469V	VINTAGE; 1.276" length
	8	Pin Bushing	55	1834V	VINTAGE; 1.306" length
	1	RINGS	YEARS	PART NO.	DESCRIPTION
	1	Standard Set	55	E-252X Std-30	VINTAGE; 2-5/64, 1-3/16; Iron

351 5.8L (5753cc) OHV V8 Cleveland (16 Valve), 4" Bore (Ford Eng.), 2 Bbl. "VIN H" 1974-1970 59

	QTY	TIMING	YEARS	PART NO.	DESCRIPTION
VALVE TRAIN	1	3 Piece Set	74-73	KT3-498SA2	VINTAGE
	1	3 Piece Set	72-70	KT3-494SA2	(1) 222-494; (1) 223-420A; (1) 223-493
	1	Timing Chain	74-73	222-498	48 Links
	1	Timing Chain	72-70	222-494	48 Links
	1	Crank Sprocket	74-73	223-475	VINTAGE; If engine is equipped with an oil shield, the oil shield must be discarded when installing crankshaft sprocket 223-475; 18 Teeth
	1	Crank Sprocket	72-70	223-493	If engine is equipped with an oil shield, the oil shield must be discarded when installing crankshaft sprocket 223-493; 18 Teeth
	1	Cam Sprocket	72-70	223-420A	36 Teeth
	1	CAMSHAFT/LIFTER	YEARS	PART NO.	DESCRIPTION
	1	Camshaft	74-70	CS-667	Hydraulic, (050) Duration at .050 Lobe Lift, 198 Exh., 192 Int., 110 Degrees Lobe Separation
	1	Prelube		55-403 Std Only	1.5 oz. packet
1	Prelube		55-400 Std Only	4 oz. bottle; 1.5 oz. packet No. 55-403 also avail.	
16	Lifter	74-70	HT-900 Std Only	Hyd.	
16	Lifter	74-70	HT-900R Std Only	Speed-Pro Hi-Revolution Hyd.; Use w/adj. rocker assy.	
16	Lifter, Bulk	74-70	HT-900B Std Only	Hyd.; Carton of 122	
16	Lifter, Bulk	74-70	HT-900RB Std Only	Speed-Pro Hi-Revolution Hyd.; Use w/adj. rocker assy.; Carton of 122	
1	CAM KIT	YEARS	PART NO.	DESCRIPTION	
1	Cam/Lifter Kit	74-70	KC-667	Hyd.; (1) 55-403B; (1) CS-667; (16) HT-900	

(continued on next page)

Ford Car (Incl. Edsel, Ford, Lincoln, Mercury)

59 351 5.8L (5753cc) OHV V8 Cleveland (16 Valve), 4" Bore (Ford Eng.), 2 Bbl. "VIN H" 1974-1970

(cont.)

QTY	CAM KIT (cont.)	YEARS	PART NO.	DESCRIPTION
1	Cam/Lifter/Timing Kit	72-70	KCT-667	Hyd.; (1) 55-403B; (1) CS-667; (16) HT-900; (1) KT3-494SA2
QTY	PUSH ROD	YEARS	PART NO.	DESCRIPTION
16	Push Rod	74-70	RP-3226R Std Only	Chrome-Moly; 8.4100" O.A.L.
16	Push Rod	74-70	RP-3184 Std Only	VINTAGE; 8.4120" O.A.L.
QTY	ROCKER PARTS	YEARS	PART NO.	DESCRIPTION
16	Arm Assy.	74-70	R-855 Std Only	Incl. arm & pivot
16	Arm Assy., Bulk	74-70	R-855B Std Only	Incl. arm & pivot; Carton of 64
16	Arm	74-70	R-855A Std Only	
16	Bolt	74-70	MR-1951 Std Only	5/16" X 18 UNC w/o washer
16	Bolt	74-70	MR-1847 Std Only	5/16" X 18 UNC w/Washer
16	Pivot	74-70	MR-1811 Std Only	
QTY	VALVE	YEARS	PART NO.	DESCRIPTION
8	Exhaust	74-70	V-2030 Std-15	VINTAGE; 4 groove; Chrome plated stem; 1.6550" Head Dia., 0.3414" Stem Dia., 5.0500" O.A.L.
8	Exhaust, Bulk	74-70	V-2030B 15 15	VINTAGE; Chrome plated stem; 4 groove; Carton of 25; 1.6550" Head Dia., 0.3564" Stem Dia., 5.0500" O.A.L.
8	Intake	74-70	V-2075 Std-15	VINTAGE; 4 groove; Chrome plated stem; 2.0410" Head Dia., 0.3420" Stem Dia., 5.2310" O.A.L.
QTY	VALVE GUIDE	YEARS	PART NO.	DESCRIPTION
16	Guide	74-70	VG-5005H Std Only	Hardened; 0.3430" ID, 2.2500" O.A.L.
16	Guide	74-70	VG-5005 Std Only	Plain; 0.3430" ID, 2.2500" O.A.L.
16	Guide	74-70	VG-5005T Std Only	Threaded; 0.3425" ID, 2.2500" O.A.L.
16	Guide, Bulk	74-70	VG-5005B Std Only	Plain; Carton of 50; 0.3430" ID, 2.2500" O.A.L.
16	Guide, Bulk	74-70	VG-5005TB Std Only	Threaded; Carton of 50; 0.3425" ID, 2.2500" O.A.L.
QTY	VALVE SPRING	YEARS	PART NO.	DESCRIPTION
16	Spring	74-70	VS-703 Std Only	2.0560" Free Height
16	Spring, Bulk	74-70	VS-703B Std Only	Carton of 250; 2.0560" Free Height
QTY	VALVE SEAL	YEARS	PART NO.	DESCRIPTION
16	Valve Stem Seal	74-70	ST-2001 Std Only	Positive type; Installation requires valve guide machining; (RBBTF) Rubber/PTFE
16	Valve Stem Seal	74-70	MV-1817C Std Only	Umbrella type; (PLY) Polyacrylate
16	Valve Stem Seal Bulk	74-70	ST-2001BC Std Only	Positive type; Installation requires valve guide machining; Carton of 100; (RBBTF) Rubber/PTFE
16	Valve Stem Seal Bulk	74-70	MV-1817 Std Only	Umbrella type; Carton of 100; (PLY) Polyacrylate
QTY	VALVE SEAT	YEARS	PART NO.	DESCRIPTION
8	Seat	74-70	245-1750-2 Std Only	Loc. Exh.; 1.7550" OD, 1.5000" ID, 0.2160" Depth
8	Seat	74-70	245-1750-2N Std Only	Loc. Exh.; Premium Material; 1.7550" OD, 1.5000" ID, 0.2160" Depth
8	Seat	74-70	245-2125-2 Std Only	Loc. Int.; 2.1305" OD, 1.8750" ID, 0.2480" Depth
QTY	VALVE, MISC	YEARS	PART NO.	DESCRIPTION
32	Keeper	74-70	VK-115A Std Only	1 groove; Square cut key groove; Carton pack 24
32	Keeper	74-70	VK-115 Std Only	1 groove; Square cut key groove; Carton pack 32
32	Keeper	74-70	VK-115R Std Only	1 groove; Square cut key groove; Hardened
32	Keeper	74-70	VK-205 Std Only	4 groove
32	Keeper	74-70	VK-205R Std Only	4 groove; Hardened
32	Keeper, Bulk	74-70	VK-115B Std Only	1 groove; Square cut key groove; Carton of 1000
16	Spring Insert	74-70	259-103C Std Only	.015"; ID 1.030"; Carton of 100
16	Spring Insert	74-70	259-103B Std Only	.030"; ID 1.030"; Carton of 100
16	Spring Insert	74-70	259-103BRS Std Only	.030"; ID 1.030"; Carton of 500
16	Spring Insert	74-70	259-103A Std Only	.060"; ID 1.030"; Carton of 100
16	Spring Insert	74-70	259-103ARS Std Only	.060"; ID 1.030"; Carton of 500
QTY	PISTON	YEARS	PART NO.	DESCRIPTION
8	Cast Piston	74-70	425NP Std-20-30-40-60	VINTAGE; Cast; .9123" Pin Dia.; 2 Rings 5/64 Groove, 1 Ring 3/16 Groove, 1.630 CD, Recessed Head .080 deep x 2.770 dia. - 7.9:1 C.R.
8	Cast Piston	72-70	H555CP Std-20-30-40-60	Hypereutectic; Stock replacement; Must use 96 & higher octane premium fuel; 0.9122" Pin Dia.; 2 Rings 5/64 Groove, 1 Ring 3/16 Groove, 1.645 CD, Flat, 2 reliefs; DUROSHIELD® skirt coated piston
8	Cast Piston - Individual	74-70	W425NP 30 30	VINTAGE; Cast; .9123" Pin Dia.; 2 Rings 5/64 Groove, 1 Ring 3/16 Groove, 1.630 CD, Recessed Head .080 deep x 2.770 dia. - 7.9:1 C.R.
8	Cast Piston - Individual	72-70	WH555CP Std-20-30-40-60	Hypereutectic; 0.9122" Pin Dia.; 2 Rings 5/64 Groove, 1 Ring 3/16 Groove, 1.645 CD, Flat, 2 reliefs; DUROSHIELD® skirt coated piston
8	POWERFORGED	72-70	L-2379F Std-30-40	Powerforged; Stock replacement; Must use 96 & higher octane premium fuel; 0.9123" Pin Dia.; 2 Rings 5/64 Groove, 1 Ring 3/16 Groove, 1.647 CD, Flat, 2 reliefs; DUROSHIELD® skirt coated piston

VALVE TRAIN

VALVE TRAIN

BLOCK

BLOCK

(continued on next page)

Ford Car (Incl. Edsel, Ford, Lincoln, Mercury)

351 5.8L (5753cc) OHV V8 Cleveland (16 Valve), 4" Bore (Ford Eng.), 2 Bbl. "VIN H" 1974-1970 59
(cont.)

BLOCK	QTY	PISTON (cont.)	YEARS	PART NO.	DESCRIPTION		
	8	POWERFORGED Piston-Individual	72-70	WL-2379F Std-30-40	Powerforged; Stock replacement; Must use 96 & higher octane premium fuel; 0.9123" Pin Dia.; 2 Rings 5/64 Groove, 1 Ring 3/16 Groove, 1.647 CD, Flat, 2 reliefs; DUROSHIELD® skirt coated piston		
	QTY	RINGS	YEARS	PART NO.	DESCRIPTION		
	1	Premium Set	74-70	E-251KC Std-20-30-40-60	2-5/64, 1-3/16; Premium Chrome		
	1	Premium Set	74-70	E-251K Std-10-20-30-40-60	2-5/64, 1-3/16; Premium Moly		
	1	Standard Set	74-70	E-251X Std-10-20-30-40-60-80	2-5/64, 1-3/16; Iron		
	8	Premium Single Cylinder Set	74-70	WE-251K Std-30-40-60	2-5/64, 1-3/16; Premium Moly		
	8	Standard Single Cylinder Set	74-70	WE-251X Std-30-40-60	2-5/64, 1-3/16; Iron		
	QTY	SLEEVE	YEARS	PART NO.	DESCRIPTION		
	8	Repair Sleeve	74-70	SL-22Y Std Only	1/8" wall, must be cut to correct length; O.A.L. 10.250"		
	8	Repair Sleeve	74-70	SL-22M Std Only	3/32" wall, must be cut to correct length; O.A.L. 10.250"		
	QTY	ENGINE BEARINGS	YEARS	PART NO.	DESCRIPTION		
	1	Main Set	74-70	146M Std-1-1X-10-20	Performance; 3/4 grooved		
	1	Main Set	74-70	4925M Std-10-20-30	VINTAGE		
	1	Rod Set	74-70	8-3400CP Std-1-10-20-30-40			
	1	Rod Set	74-70	8-7175CH 10 10	Performance		
	8	Rod Pair	74-70	3400CP Std-1-10-20-30-40			
	1	Cam Set	74-70	1403M Std Only	Babbitt material; Full round design		
	QTY	OIL PUMP	YEARS	PART NO.	DESCRIPTION		
	1	Oil Pump	74-70	224-41166			
	1	Oil Pump	74-70	224-41166V	High Volume, check pan for clearance		
	1	Pump Repair Kit	74-70	224-51139			
	1	Inter. Shaft	74-70	224-61166			
	1	Screen Assy.	74-70	224-11166	VINTAGE		
	QTY	GASKETS	YEARS	PART NO.	DESCRIPTION		
	1	Kit Gasket Set	74-70	260-1014	Int. manifold gskt. not incl.; Premium valve stem seals incl.		
	1	Valley Pan Gasket Set	74-70	260-4009	VINTAGE		
	QTY	FREEZE PLUGS	YEARS	PART NO.	DESCRIPTION		
	1	Brass Block Plug Kit	74-70	381-8016			
	1	Steel Block Plug Kit	74-70	381-4018			
	1	Steel Shallow Cup Freeze Plug	74-70	381-2157	2.250" Diameter		
	RE-RING KIT						
	YEARS	DESCRIPTION				PREMIUM KIT NO.	ECONOMY KIT NO.
	74-70	Int. manifold gskt. not incl.; Premium valve stem seals incl.	Re-ring			205-624	205-124

351 5.8L (5753cc) OHV V8 Cleveland (16 Valve), 4" Bore (Ford Eng.), 4 Bbl. "VIN M" 1971-1970 60

VALVE TRAIN	QTY	TIMING	YEARS	PART NO.	DESCRIPTION		
	1	3 Piece Set	71-70	KT3-494SA2	(1) 222-494; (1) 223-420A; (1) 223-493		
	1	Timing Chain	71-70	222-494	48 Links		
	1	Crank Sprocket	71-70	223-493	If engine is equipped with an oil shield, the oil shield must be discarded when installing crankshaft sprocket 223-493; 18 Teeth		
	1	Cam Sprocket	71-70	223-420A	36 Teeth		
	QTY	CAMSHAFT/LIFTER	YEARS	PART NO.	DESCRIPTION		
	1	Camshaft	71-70	CS-650	VINTAGE; 0.49" Exh. Valve Lift, 0.481" Int. Valve Lift, Hydraulic, (050) Duration at .050 Lobe Lift, 221 Exh., 206 Int., 115 Degrees Lobe Separation		
	1	Prelube		55-403 Std Only	1.5 oz. packet		
	1	Prelube		55-400 Std Only	4 oz. bottle; 1.5 oz. packet No. 55-403 also avail.		
	16	Lifter	71-70	HT-900 Std Only	Hyd.		
	16	Lifter	71-70	HT-900R Std Only	Speed-Pro Hi-Revolution Hyd.; Use w/adj. rocker assy.		
	16	Lifter, Bulk	71-70	HT-900B Std Only	Hyd.; Carton of 122		
	16	Lifter, Bulk	71-70	HT-900RB Std Only	Speed-Pro Hi-Revolution Hyd.; Use w/adj. rocker assy.; Carton of 122		
	QTY	PUSH ROD	YEARS	PART NO.	DESCRIPTION		
	16	Push Rod	71-70	RP-3226R Std Only	Chrome-Moly; 8.4100" O.A.L.		
	16	Push Rod	71-70	RP-3184 Std Only	VINTAGE; 8.4120" O.A.L.		
	QTY	ROCKER PARTS	YEARS	PART NO.	DESCRIPTION		
	16	Arm Assy.	71-70	R-855 Std Only	Incl. arm & pivot		
	16	Arm Assy., Bulk	71-70	R-855B Std Only	Incl. arm & pivot; Carton of 64		
	16	Arm	71-70	R-855A Std Only			
	16	Bolt	71-70	MR-1951 Std Only	5/16" X 18 UNC w/o washer		
	16	Bolt	71-70	MR-1847 Std Only	5/16" X 18 UNC w/Washer		
	16	Pivot	71-70	MR-1811 Std Only			

(continued on next page)

Ford Car (Incl. Edsel, Ford, Lincoln, Mercury)

60 351 5.8L (5753cc) OHV V8 Cleveland (16 Valve), 4" Bore (Ford Eng.), 4 Bbl. "VIN M" 1971-1970
(cont.)

QTY	VALVE	YEARS	PART NO.	DESCRIPTION
8	Exhaust	71-70	V-1879 Std Only	Chrome plated stem; 1.7100" Head Dia., 0.3415" Stem Dia., 5.0500" O.A.L.
QTY	VALVE GUIDE	YEARS	PART NO.	DESCRIPTION
16	Guide	71-70	VG-5005H Std Only	Hardened; 0.3430" ID, 2.2500" O.A.L.
16	Guide	71-70	VG-5005 Std Only	Plain; 0.3430" ID, 2.2500" O.A.L.
16	Guide	71-70	VG-5005T Std Only	Threaded; 0.3425" ID, 2.2500" O.A.L.
16	Guide, Bulk	71-70	VG-5005B Std Only	Plain; Carton of 50; 0.3430" ID, 2.2500" O.A.L.
16	Guide, Bulk	71-70	VG-5005TB Std Only	Threaded; Carton of 50; 0.3425" ID, 2.2500" O.A.L.
QTY	VALVE SPRING	YEARS	PART NO.	DESCRIPTION
16	Spring	71-70	VS-717 Std Only	VINTAGE; Incl. damper; 2.0260" Free Height
QTY	VALVE SEAL	YEARS	PART NO.	DESCRIPTION
16	Valve Stem Seal	71-70	ST-2001 Std Only	Positive type; Installation requires valve guide machining; (RBBTF) Rubber/PTFE
16	Valve Stem Seal	71-70	MV-1817C Std Only	Umbrella type; (PLY) Polyacrylate
16	Valve Stem Seal Bulk	71-70	ST-2001BC Std Only	Positive type; Installation requires valve guide machining; Carton of 100; (RBBTF) Rubber/PTFE
16	Valve Stem Seal Bulk	71-70	MV-1817 Std Only	Umbrella type; Carton of 100; (PLY) Polyacrylate
QTY	VALVE SEAT	YEARS	PART NO.	DESCRIPTION
8	Seat	71-70	245-1750-2 Std Only	Loc. Exh.; 1.7550" OD, 1.5000" ID, 0.2160" Depth
8	Seat	71-70	245-1750-2N Std Only	Loc. Exh.; Premium Material; 1.7550" OD, 1.5000" ID, 0.2160" Depth
8	Seat	71-70	245-2125-2 Std Only	Loc. Int.; 2.1305" OD, 1.8750" ID, 0.2480" Depth
QTY	VALVE, MISC	YEARS	PART NO.	DESCRIPTION
32	Keeper	71-70	VK-115A Std Only	1 groove; Square cut key groove; Carton pack 24
32	Keeper	71-70	VK-115 Std Only	1 groove; Square cut key groove; Carton pack 32
32	Keeper	71-70	VK-115R Std Only	1 groove; Square cut key groove; Hardened
32	Keeper	71-70	VK-205 Std Only	4 groove
32	Keeper	71-70	VK-205R Std Only	4 groove; Hardened
32	Keeper, Bulk	71-70	VK-115B Std Only	1 groove; Square cut key groove; Carton of 1000
16	Spring Insert	71-70	259-103C Std Only	.015"; ID 1.030"; Carton of 100
16	Spring Insert	71-70	259-103B Std Only	.030"; ID 1.030"; Carton of 100
16	Spring Insert	71-70	259-103BRS Std Only	.030"; ID 1.030"; Carton of 500
16	Spring Insert	71-70	259-103A Std Only	.060"; ID 1.030"; Carton of 100
16	Spring Insert	71-70	259-103ARS Std Only	.060"; ID 1.030"; Carton of 500
QTY	PISTON	YEARS	PART NO.	DESCRIPTION
8	Cast Piston	71-70	H555CP Std-20-30-40-60	Hypereutectic; Stock replacement; Must use 96 & higher octane premium fuel; 0.9122" Pin Dia.; 2 Rings 5/64 Groove, 1 Ring 3/16 Groove, 1.645 CD, Flat, 2 reliefs; DUROSHIELD® skirt coated piston
8	Cast Piston	71-70	425NP Std-20-30-40-60	VINTAGE; Cast; .9123" Pin Dia.; 2 Rings 5/64 Groove, 1 Ring 3/16 Groove, 1.630 CD, Recessed Head .080 deep x 2.770 dia. - 7.9:1 C.R.
8	Cast Piston - Individual	71-70	WH555CP Std-20-30-40-60	Hypereutectic; 0.9122" Pin Dia.; 2 Rings 5/64 Groove, 1 Ring 3/16 Groove, 1.645 CD, Flat, 2 reliefs; DUROSHIELD® skirt coated piston
8	Cast Piston - Individual	71-70	W425NP 30 30	VINTAGE; Cast; .9123" Pin Dia.; 2 Rings 5/64 Groove, 1 Ring 3/16 Groove, 1.630 CD, Recessed Head .080 deep x 2.770 dia. - 7.9:1 C.R.
8	POWERFORGED	71-70	L-2379F Std-30-40	Powerforged; Stock replacement; Must use 96 & higher octane premium fuel; 0.9123" Pin Dia.; 2 Rings 5/64 Groove, 1 Ring 3/16 Groove, 1.647 CD, Flat, 2 reliefs; DUROSHIELD® skirt coated piston
8	POWERFORGED Piston-Individual	71-70	WL-2379F Std-30-40	Powerforged; Stock replacement; Must use 96 & higher octane premium fuel; 0.9123" Pin Dia.; 2 Rings 5/64 Groove, 1 Ring 3/16 Groove, 1.647 CD, Flat, 2 reliefs; DUROSHIELD® skirt coated piston
QTY	RINGS	YEARS	PART NO.	DESCRIPTION
1	Premium Set	71-70	E-251KC Std-20-30-40-60	2-5/64, 1-3/16; Premium Chrome
1	Premium Set	71-70	E-251K Std-10-20-30-40-60	2-5/64, 1-3/16; Premium Moly
1	Standard Set	71-70	E-251X Std-10-20-30-40-60-80	2-5/64, 1-3/16; Iron
8	Premium Single Cylinder Set	71-70	WE-251K Std-30-40-60	2-5/64, 1-3/16; Premium Moly
8	Standard Single Cylinder Set	71-70	WE-251X Std-30-40-60	2-5/64, 1-3/16; Iron
QTY	SLEEVE	YEARS	PART NO.	DESCRIPTION
8	Repair Sleeve	71-70	SL-22Y Std Only	1/8" wall, must be cut to correct length; O.A.L. 10.250"
8	Repair Sleeve	71-70	SL-22M Std Only	3/32" wall, must be cut to correct length; O.A.L. 10.250"
QTY	ENGINE BEARINGS	YEARS	PART NO.	DESCRIPTION
1	Main Set	71-70	146M Std-1-1X-10-20	Performance; 3/4 grooved
1	Main Set	71-70	4925M Std-10-20-30	VINTAGE
1	Rod Set	71-70	8-3400CP Std-1-10-20-30-40	
1	Rod Set	71-70	8-7175CH 10 10	Performance

(continued on next page)

Ford Car (Incl. Edsel, Ford, Lincoln, Mercury)

351 5.8L (5753cc) OHV V8 Cleveland (16 Valve), 4" Bore (Ford Eng.), 4 Bbl. "VIN M" 1971-1970 60
(cont.)

	QTY	ENGINE BEARINGS	YEARS	PART NO.	DESCRIPTION
BLOCK	8	Rod Pair	71-70	3400CP Std-1-10-20-30-40	
	1	Cam Set	71-70	1403M Std Only	Babbitt material; Full round design
	1	Oil Pump	71-70	224-41166	
	1	Oil Pump	71-70	224-41166V	High Volume, check pan for clearance
	1	Pump Repair Kit	71-70	224-51139	
	1	Inter. Shaft	71-70	224-61166	
	1	Screen Assy.	71-70	224-11166	VINTAGE
	1	Kit Gasket Set	71-70	260-1014	Int. manifold gskt. not incl.; Exh. manifold gskts. not incl.; Premium valve stem seals incl.
	1	Brass Block Plug Kit	71-70	381-8016	
	1	Steel Block Plug Kit	71-70	381-4018	
1	Steel Shallow Cup Freeze Plug	71-70	381-2157	2.250" Diameter	
		RE-RING KIT			
	YEARS	DESCRIPTION			PREMIUM KIT NO.
	71-70	Int. manifold gskt. not incl.; Exh. manifold gskt. not incl.; Re-ring Premium valve stem seals incl.			205-624
					ECONOMY KIT NO.
					205-124

351 5.8L (5753cc) OHV V8 Cleveland Boss (16 Valve), 4" Bore (Ford Eng.), 4 Bbl. "VIN R" 1972-1971 61

	QTY	TIMING	YEARS	PART NO.	DESCRIPTION
VALVE TRAIN	1	3 Piece Set	72-71	KT3-494SA2	(1) 222-494; (1) 223-420A; (1) 223-493
	1	Timing Chain	72-71	222-494	48 Links
	1	Crank Sprocket	72-71	223-493	If engine is equipped with an oil shield, the oil shield must be discarded when installing crankshaft sprocket 223-493; 18 Teeth
	1	Cam Sprocket	72-71	223-420A	36 Teeth
	1	Camshaft	72-71	CS-650	VINTAGE; 0.49" Exh. Valve Lift, 0.481" Int. Valve Lift, Hydraulic, (050) Duration at .050 Lobe Lift, 221 Exh., 206 Int., 115 Degrees Lobe Separation
	1	Prelube		55-403 Std Only	1.5 oz. packet
	1	Prelube		55-400 Std Only	4 oz. bottle; 1.5 oz. packet No. 55-403 also avail.
	16	Lifter	72-71	HT-900 Std Only	Hyd.
	16	Lifter	72-71	HT-900R Std Only	Speed-Pro Hi-Revolution Hyd.; Use w/adj. rocker assy.
	16	Lifter, Bulk	72-71	HT-900B Std Only	Hyd.; Carton of 122
	16	Lifter, Bulk	72-71	HT-900RB Std Only	Speed-Pro Hi-Revolution Hyd.; Use w/adj. rocker assy.; Carton of 122
	16	Push Rod	72-71	RP-3226R Std Only	Chrome-Moly; 8.4100" O.A.L.
	16	Push Rod	72-71	RP-3184 Std Only	VINTAGE; 8.4120" O.A.L.
	16	Push Rod	72-71	RP-3169 Std Only	VINTAGE; 8.4920" O.A.L.
	16	Arm Assy.	72-71	R-855 Std Only	Incl. arm & pivot
	16	Arm Assy., Bulk	72-71	R-855B Std Only	Incl. arm & pivot; Carton of 64
	16	Arm	72-71	R-855A Std Only	
	16	Bolt	72-71	MR-1951 Std Only	5/16" X 18 UNC w/o washer
	16	Bolt	72-71	MR-1847 Std Only	5/16" X 18 UNC w/Washer
	16	Pivot	72-71	MR-1811 Std Only	
8	Exhaust	72-71	V-1879 Std Only	Chrome plated stem; 1.7100" Head Dia., 0.3415" Stem Dia., 5.0500" O.A.L.	
16	Guide	72-71	VG-5005H Std Only	Hardened; 0.3430" ID, 2.2500" O.A.L.	
16	Guide	72-71	VG-5005 Std Only	Plain; 0.3430" ID, 2.2500" O.A.L.	
16	Guide	72-71	VG-5005T Std Only	Threaded; 0.3425" ID, 2.2500" O.A.L.	
16	Guide, Bulk	72-71	VG-5005B Std Only	Plain; Carton of 50; 0.3430" ID, 2.2500" O.A.L.	
16	Guide, Bulk	72-71	VG-5005TB Std Only	Threaded; Carton of 50; 0.3425" ID, 2.2500" O.A.L.	
16	Spring	72-71	VS-717 Std Only	VINTAGE; Incl. damper; 2.0260" Free Height	
16	Valve Stem Seal	72-71	ST-2018R Std Only	Positive type; Installation requires valve guide machining; Use w/double spring; (TFL) PTFE	
16	Valve Stem Seal Bulk	72-71	ST-2018RBC Std Only	Positive type; Installation requires valve guide machining; Carton of 100; Use w/double spring; (TFL) PTFE	

(continued on next page)

Ford Car (Incl. Edsel, Ford, Lincoln, Mercury)

61 351 5.8L (5753cc) OHV V8 Cleveland Boss (16 Valve), 4" Bore (Ford Eng.), 4 Bbl. "VIN R" 1972-1971
(cont.)

VALVE TRAIN	QTY	VALVE SEAT	YEARS	PART NO.	DESCRIPTION	VALVE TRAIN
	8	Seat	72-71	245-1750-2 Std Only	Loc. Exh.; 1.7550" OD, 1.5000" ID, 0.2160" Depth	
8	Seat	72-71	245-1750-2N Std Only	Loc. Exh.; Premium Material; 1.7550" OD, 1.5000" ID, 0.2160" Depth		
8	Seat	72-71	245-2125-2 Std Only	Loc. Int.; 2.1305" OD, 1.8750" ID, 0.2480" Depth		
VALVE TRAIN	QTY	VALVE, MISC	YEARS	PART NO.	DESCRIPTION	VALVE TRAIN
	32	Keeper	72-71	VK-115A Std Only	1 groove; Square cut key groove; Carton pack 24	
	32	Keeper	72-71	VK-115 Std Only	1 groove; Square cut key groove; Carton pack 32	
	32	Keeper	72-71	VK-115R Std Only	1 groove; Square cut key groove; Hardened	
	32	Keeper	72-71	VK-205 Std Only	4 groove	
	32	Keeper	72-71	VK-205R Std Only	4 groove; Hardened	
	32	Keeper, Bulk	72-71	VK-115B Std Only	1 groove; Square cut key groove; Carton of 1000	
	16	Spring Insert	72-71	259-103C Std Only	.015"; ID 1.030"; Carton of 100	
	16	Spring Insert	72-71	259-103B Std Only	.030"; ID 1.030"; Carton of 100	
	16	Spring Insert	72-71	259-103BRS Std Only	.030"; ID 1.030"; Carton of 500	
	16	Spring Insert	72-71	259-103A Std Only	.060"; ID 1.030"; Carton of 100	
	16	Spring Insert	72-71	259-103ARS Std Only	.060"; ID 1.030"; Carton of 500	
	BLOCK	QTY	PISTON	YEARS	PART NO.	
8		Cast Piston	72-71	H555CP Std-20-30-40-60	Hypereutectic; Stock replacement; Must use 96 & higher octane premium fuel; 0.9122" Pin Dia.; 2 Rings 5/64 Groove, 1 Ring 3/16 Groove, 1.645 CD, Flat, 2 reliefs; DUROSHIELD® skirt coated piston	
8		Cast Piston - Individual	72-71	WH555CP Std-20-30-40-60	Hypereutectic; 0.9122" Pin Dia.; 2 Rings 5/64 Groove, 1 Ring 3/16 Groove, 1.645 CD, Flat, 2 reliefs; DUROSHIELD® skirt coated piston	
8		POWERFORGED	72-71	L-2379F Std-30-40	Powerforged; Stock replacement; Must use 96 & higher octane premium fuel; 0.9123" Pin Dia.; 2 Rings 5/64 Groove, 1 Ring 3/16 Groove, 1.647 CD, Flat, 2 reliefs; DUROSHIELD® skirt coated piston	
8		POWERFORGED Piston-Individual	72-71	WL-2379F Std-30-40	Powerforged; Stock replacement; Must use 96 & higher octane premium fuel; 0.9123" Pin Dia.; 2 Rings 5/64 Groove, 1 Ring 3/16 Groove, 1.647 CD, Flat, 2 reliefs; DUROSHIELD® skirt coated piston	
QTY		RINGS	YEARS	PART NO.	DESCRIPTION	
1		Premium Set	72-71	E-251KC Std-20-30-40-60	2-5/64, 1-3/16; Premium Chrome	
1		Premium Set	72-71	E-251K Std-10-20-30-40-60	2-5/64, 1-3/16; Premium Moly	
1		Standard Set	72-71	E-251X Std-10-20-30-40-60-80	2-5/64, 1-3/16; Iron	
8		Premium Single Cylinder Set	72-71	WE-251K Std-30-40-60	2-5/64, 1-3/16; Premium Moly	
8		Standard Single Cylinder Set	72-71	WE-251X Std-30-40-60	2-5/64, 1-3/16; Iron	
QTY		SLEEVE	YEARS	PART NO.	DESCRIPTION	
8		Repair Sleeve	72-71	SL-22Y Std Only	1/8" wall, must be cut to correct length; O.A.L. 10.250"	
8	Repair Sleeve	72-71	SL-22M Std Only	3/32" wall, must be cut to correct length; O.A.L. 10.250"		
QTY	ENGINE BEARINGS	YEARS	PART NO.	DESCRIPTION		
1	Main Set	72-71	146M Std-1-1X-10-20	Performance; 3/4 grooved		
1	Main Set	72-71	4925M Std-10-20-30	VINTAGE		
1	Rod Set	72-71	8-3400CP Std-1-10-20-30-40			
1	Rod Set	72-71	8-7175CH 10 10	Performance		
8	Rod Pair	72-71	3400CP Std-1-10-20-30-40			
1	Cam Set	72-71	1403M Std Only	Babbitt material; Full round design		
QTY	OIL PUMP	YEARS	PART NO.	DESCRIPTION		
1	Oil Pump	72-71	224-41166			
1	Oil Pump	72-71	224-41166V	High Volume, check pan for clearance		
1	Pump Repair Kit	72-71	224-51139			
1	Inter. Shaft	72-71	224-61166			
1	Screen Assy.	72-71	224-11166	VINTAGE		
QTY	GASKETS	YEARS	PART NO.	DESCRIPTION		
1	Kit Gasket Set	72-71	260-1014	Int. manifold gskt. not incl.; Exh. manifold gskts. not incl.; Premium valve stem seals incl.		
QTY	FREEZE PLUGS	YEARS	PART NO.	DESCRIPTION		
1	Brass Block Plug Kit	72-71	381-8016			
1	Steel Block Plug Kit	72-71	381-4018			
1	Steel Shallow Cup Freeze Plug	72-71	381-2157	2.250" Diameter		
RE-RING KIT YEARS DESCRIPTION 72-71 Int. manifold gskt. not incl.; Exh. manifold gskt. not incl.; Re-ring Premium valve stem seals incl.				PREMIUM KIT NO. 205-624	ECONOMY KIT NO. 205-124	

62 351 5.8L (5753cc) OHV V8 Cleveland Cobra Jet (16 Valve), 4" Bore (Ford Eng.), 4 Bbl. "VIN Q" 1974-1971

QTY	TIMING	YEARS	PART NO.	DESCRIPTION
1	3 Piece Set	74-71	KT3-494SA2	(1) 222-494; (1) 223-420A; (1) 223-493

(continued on next page)

Ford Car (Incl. Edsel, Ford, Lincoln, Mercury)

351 5.8L (5753cc) OHV V8 Cleveland Cobra Jet (16 Valve), 4" Bore (Ford Eng.), 4 Bbl. "VIN Q" 1974-1971 **62**

(cont.)

QTY	TIMING (cont.)	YEARS	PART NO.	DESCRIPTION
1	Timing Chain	74-71	222-494	48 Links
1	Crank Sprocket	74-71	223-493	If engine is equipped with an oil shield, the oil shield must be discarded when installing crankshaft sprocket 223-493; 18 Teeth
1	Cam Sprocket	74-71	223-420A	36 Teeth
QTY	CAMSHAFT/LIFTER	YEARS	PART NO.	DESCRIPTION
1	Camshaft	74-71	CS-650	VINTAGE; 0.49" Exh. Valve Lift, 0.481" Int. Valve Lift, Hydraulic, (050) Duration at .050 Lobe Lift, 221 Exh., 206 Int., 115 Degrees Lobe Separation
1	Prelube		55-403 Std Only	1.5 oz. packet
1	Prelube		55-400 Std Only	4 oz. bottle; 1.5 oz. packet No. 55-403 also avail.
16	Lifter	74-71	HT-900 Std Only	Hyd.
16	Lifter	74-71	HT-900R Std Only	Speed-Pro Hi-Revolution Hyd.; Use w/adj. rocker assy.
16	Lifter, Bulk	74-71	HT-900B Std Only	Hyd.; Carton of 122
16	Lifter, Bulk	74-71	HT-900RB Std Only	Speed-Pro Hi-Revolution Hyd.; Use w/adj. rocker assy.; Carton of 122
QTY	PUSH ROD	YEARS	PART NO.	DESCRIPTION
16	Push Rod	74-71	RP-3226R Std Only	Chrome-Moly; 8.4100" O.A.L.
16	Push Rod	74-71	RP-3184 Std Only	VINTAGE; 8.4120" O.A.L.
QTY	ROCKER PARTS	YEARS	PART NO.	DESCRIPTION
16	Arm Assy.	74-71	R-855 Std Only	Incl. arm & pivot
16	Arm Assy., Bulk	74-71	R-855B Std Only	Incl. arm & pivot; Carton of 64
16	Arm	74-71	R-855A Std Only	
16	Bolt	74-71	MR-1951 Std Only	5/16" X 18 UNC w/o washer
16	Bolt	74-71	MR-1847 Std Only	5/16" X 18 UNC w/Washer
16	Pivot	74-71	MR-1811 Std Only	
QTY	VALVE	YEARS	PART NO.	DESCRIPTION
8	Exhaust	74-71	V-1879 Std Only	Chrome plated stem; 1.7100" Head Dia., 0.3415" Stem Dia., 5.0500" O.A.L.
QTY	VALVE GUIDE	YEARS	PART NO.	DESCRIPTION
16	Guide	74-71	VG-5005H Std Only	Hardened; 0.3430" ID, 2.2500" O.A.L
16	Guide	74-71	VG-5005 Std Only	Plain; 0.3430" ID, 2.2500" O.A.L
16	Guide	74-71	VG-5005T Std Only	Threaded; 0.3425" ID, 2.2500" O.A.L
16	Guide, Bulk	74-71	VG-5005B Std Only	Plain; Carton of 50; 0.3430" ID, 2.2500" O.A.L
16	Guide, Bulk	74-71	VG-5005TB Std Only	Threaded; Carton of 50; 0.3425" ID, 2.2500" O.A.L
QTY	VALVE SPRING	YEARS	PART NO.	DESCRIPTION
16	Spring	74-71	VS-717 Std Only	VINTAGE; Incl. damper; 2.0260" Free Height
QTY	VALVE SEAL	YEARS	PART NO.	DESCRIPTION
16	Valve Stem Seal	74-71	ST-2001 Std Only	Positive type; Installation requires valve guide machining; (RBBTF) Rubber/PTFE
16	Valve Stem Seal	74-71	MV-1796C Std Only	Umbrella type; Fits Std. to .015" O/S valve stem; (RBB) Rubber
16	Valve Stem Seal Bulk	74-71	ST-2001BC Std Only	Positive type; Installation requires valve guide machining; Carton of 100; (RBBTF) Rubber/PTFE
16	Valve Stem Seal Bulk	74-71	MV-1796 Std Only	Umbrella type; Fits Std. to .015" O/S valve stem; Carton of 100; (RBB) Rubber
QTY	VALVE SEAT	YEARS	PART NO.	DESCRIPTION
8	Seat	74-71	245-1750-2 Std Only	Loc. Exh.; 1.7550" OD, 1.5000" ID, 0.2160" Depth
8	Seat	74-71	245-1750-2N Std Only	Loc. Exh.; Premium Material; 1.7550" OD, 1.5000" ID, 0.2160" Depth
8	Seat	74-71	245-2125-2 Std Only	Loc. Int.; 2.1305" OD, 1.8750" ID, 0.2480" Depth
QTY	VALVE, MISC	YEARS	PART NO.	DESCRIPTION
32	Keeper	74-71	VK-115A Std Only	1 groove; Square cut key groove; Carton pack 24
32	Keeper	74-71	VK-115 Std Only	1 groove; Square cut key groove; Carton pack 32
32	Keeper	74-71	VK-115R Std Only	1 groove; Square cut key groove; Hardened
32	Keeper	74-71	VK-205 Std Only	4 groove
32	Keeper	74-71	VK-205R Std Only	4 groove; Hardened
32	Keeper, Bulk	74-71	VK-115B Std Only	1 groove; Square cut key groove; Carton of 1000
16	Spring Insert	74-71	259-103C Std Only	.015"; ID 1.030"; Carton of 100
16	Spring Insert	74-71	259-103B Std Only	.030"; ID 1.030"; Carton of 100
16	Spring Insert	74-71	259-103BRS Std Only	.030"; ID 1.030"; Carton of 500
16	Spring Insert	74-71	259-103A Std Only	.060"; ID 1.030"; Carton of 100
16	Spring Insert	74-71	259-103ARS Std Only	.060"; ID 1.030"; Carton of 500
QTY	PISTON	YEARS	PART NO.	DESCRIPTION
8	Cast Piston	74-71	425NP Std-20-30-40-60	VINTAGE; Cast; .9123" Pin Dia.; 2 Rings 5/64 Groove, 1 Ring 3/16 Groove, 1.630 CD, Recessed Head .080 deep x 2.770 dia. - 7.9:1 C.R.

VALVE TRAIN

VALVE TRAIN

(continued on next page)

Ford Car (Incl. Edsel, Ford, Lincoln, Mercury)

62 351 5.8L (5753cc) OHV V8 Cleveland Cobra Jet (16 Valve), 4" Bore (Ford Eng.), 4 Bbl. "VIN Q" 1974-1971
(cont.)

QTY	PISTON (cont.)	YEARS	PART NO.	DESCRIPTION
8	Cast Piston	72-71	H555CP Std-20-30-40-60	Hypereutectic; Stock replacement; Must use 96 & higher octane premium fuel; 0.9122" Pin Dia.; 2 Rings 5/64 Groove, 1 Ring 3/16 Groove, 1.645 CD, Flat, 2 reliefs; DUROSHIELD® skirt coated piston
8	Cast Piston - Individual	74-71	W425NP 30 30	VINTAGE; Cast; .9123" Pin Dia.; 2 Rings 5/64 Groove, 1 Ring 3/16 Groove, 1.630 CD, Recessed Head .080 deep x 2.770 dia. - 7.9:1 C.R.
8	Cast Piston - Individual	72-71	WH555CP Std-20-30-40-60	Hypereutectic; 0.9122" Pin Dia.; 2 Rings 5/64 Groove, 1 Ring 3/16 Groove, 1.645 CD, Flat, 2 reliefs; DUROSHIELD® skirt coated piston
8	POWERFORGED	72-71	L-2379F Std-30-40	Powerforged; Stock replacement; Must use 96 & higher octane premium fuel; 0.9123" Pin Dia.; 2 Rings 5/64 Groove, 1 Ring 3/16 Groove, 1.647 CD, Flat, 2 reliefs; DUROSHIELD® skirt coated piston
8	POWERFORGED Piston-Individual	72-71	WL-2379F Std-30-40	Powerforged; Stock replacement; Must use 96 & higher octane premium fuel; 0.9123" Pin Dia.; 2 Rings 5/64 Groove, 1 Ring 3/16 Groove, 1.647 CD, Flat, 2 reliefs; DUROSHIELD® skirt coated piston
QTY	RINGS	YEARS	PART NO.	DESCRIPTION
1	Premium Set	74-71	E-251KC Std-20-30-40-60	2-5/64, 1-3/16; Premium Chrome
1	Premium Set	74-71	E-251K Std-10-20-30-40-60	2-5/64, 1-3/16; Premium Moly
1	Standard Set	74-71	E-251X Std-10-20-30-40-60-80	2-5/64, 1-3/16; Iron
8	Premium Single Cylinder Set	74-71	WE-251K Std-30-40-60	2-5/64, 1-3/16; Premium Moly
8	Standard Single Cylinder Set	74-71	WE-251X Std-30-40-60	2-5/64, 1-3/16; Iron
QTY	SLEEVE	YEARS	PART NO.	DESCRIPTION
8	Repair Sleeve	74-71	SL-22Y Std Only	1/8" wall, must be cut to correct length; O.A.L. 10.250"
8	Repair Sleeve	74-71	SL-22M Std Only	3/32" wall, must be cut to correct length; O.A.L. 10.250"
QTY	ENGINE BEARINGS	YEARS	PART NO.	DESCRIPTION
1	Main Set	74-71	146M Std-1-1X-10-20	Performance; 3/4 grooved
1	Main Set	74-71	4925M Std-10-20-30	VINTAGE
1	Rod Set	74-71	8-3400CP Std-1-10-20-30-40	
1	Rod Set	74-71	8-7175CH 10 10	Performance
8	Rod Pair	74-71	3400CP Std-1-10-20-30-40	
1	Cam Set	74-71	1403M Std Only	Babbitt material; Full round design
QTY	OIL PUMP	YEARS	PART NO.	DESCRIPTION
1	Oil Pump	74-71	224-41166	
1	Oil Pump	74-71	224-41166V	High Volume, check pan for clearance
1	Pump Repair Kit	74-71	224-51139	
1	Inter. Shaft	74-71	224-61166	
1	Screen Assy.	74-71	224-11166	VINTAGE
QTY	GASKETS	YEARS	PART NO.	DESCRIPTION
1	Kit Gasket Set	74-71	260-1014	Int. manifold gskt. not incl.; Exh. manifold gskts. not incl.; Premium valve stem seals incl.
QTY	FREEZE PLUGS	YEARS	PART NO.	DESCRIPTION
1	Brass Block Plug Kit	74-71	381-8016	
1	Steel Block Plug Kit	74-71	381-4018	
1	Steel Shallow Cup Freeze Plug	74-71	381-2157	2.250" Diameter
RE-RING KIT				
YEARS	DESCRIPTION		PREMIUM KIT NO.	ECONOMY KIT NO.
74-71	Int. manifold gskt. not incl.; Exh. manifold gskt. not incl.; Premium valve stem seals incl. Re-ring		205-624	205-124

63 351 5.8L (5753cc) OHV V8 Modified (16 Valve), 4" Bore (Ford Eng.), 2 Bbl. "VIN H" 1979-1975

QTY	TIMING	YEARS	PART NO.	DESCRIPTION
1	3 Piece Set	79-75	KT3-498SA2	VINTAGE
1	Timing Chain	79-75	222-498	48 Links
1	Crank Sprocket	79-75	223-475	VINTAGE; If engine is equipped with an oil shield, the oil shield must be discarded when installing crankshaft sprocket 223-475; 18 Teeth
QTY	CAMSHAFT/LIFTER	YEARS	PART NO.	DESCRIPTION
1	Camshaft	79-75	CS-667	Hydraulic, (.050) Duration at .050 Lobe Lift, 198 Exh., 192 Int., 110 Degrees Lobe Separation
1	Prelube		55-403 Std Only	1.5 oz. packet
1	Prelube		55-400 Std Only	4 oz. bottle; 1.5 oz. packet No. 55-403 also avail.
16	Lifter	79-75	HT-900 Std Only	Hyd.
16	Lifter, Bulk	79-75	HT-900B Std Only	Hyd.; Carton of 122
QTY	CAM KIT	YEARS	PART NO.	DESCRIPTION
1	Cam/Lifter Kit	79-75	KC-667	Hyd.; (1) 55-403B; (1) CS-667; (16) HT-900

(continued on next page)

Ford Car (Incl. Edsel, Ford, Lincoln, Mercury)

351 5.8L (5753cc) OHV V8 Modified (16 Valve), 4" Bore (Ford Eng.), 2 Bbl. "VIN H" 1979-1975 **63**

(cont.)

QTY	PART NO.	YEARS	PART NO.	DESCRIPTION
16	PUSH ROD	79-75	RP-3186 Std Only	9.5000" O.A.L.
16	Push Rod, Bulk	79-75	BRP-3186 Std Only	Carton of 100; 9.5000" O.A.L.
QTY	ROCKER PARTS	YEARS	PART NO.	DESCRIPTION
16	Arm Assy.	79-75	R-855 Std Only	Incl. arm & pivot
16	Arm Assy., Bulk	79-75	R-855B Std Only	Incl. arm & pivot; Carton of 64
16	Arm	79-75	R-855A Std Only	
16	Bolt	79-75	MR-1951 Std Only	5/16" X 18 UNC w/o washer
16	Bolt	79-75	MR-1847 Std Only	5/16" X 18 UNC w/Washer
16	Pivot	79-75	MR-1811 Std Only	
QTY	VALVE	YEARS	PART NO.	DESCRIPTION
8	Exhaust	79-78	V-2095 Std-15	Chrome plated stem; 1.6560" Head Dia., 0.3414" Stem Dia., 5.0500" O.A.L.
8	Exhaust	77-75	V-2030 Std-15	VINTAGE; 4 groove; Chrome plated stem; 1.6550" Head Dia., 0.3414" Stem Dia., 5.0500" O.A.L.
8	Exhaust, Bulk	77-75	V-2030B 15 15	VINTAGE; Chrome plated stem; 4 groove; Carton of 25; 1.6550" Head Dia., 0.3564" Stem Dia., 5.0500" O.A.L.
8	Intake	79	V-2142 Std Only	1 groove; Chrome plated stem; 2.0400" Head Dia., 0.3420" Stem Dia., 5.2310" O.A.L.
8	Intake	78-75	V-2075 Std-15	VINTAGE; 4 groove; Chrome plated stem; 2.0410" Head Dia., 0.3420" Stem Dia., 5.2310" O.A.L.
QTY	VALVE GUIDE	YEARS	PART NO.	DESCRIPTION
16	Guide	79-75	VG-5005H Std Only	Hardened; 0.3430" ID, 2.2500" O.A.L.
16	Guide	79-75	VG-5005 Std Only	Plain; 0.3430" ID, 2.2500" O.A.L.
16	Guide	79-75	VG-5005T Std Only	Threaded; 0.3425" ID, 2.2500" O.A.L.
16	Guide, Bulk	79-75	VG-5005B Std Only	Plain; Carton of 50; 0.3430" ID, 2.2500" O.A.L.
16	Guide, Bulk	79-75	VG-5005TB Std Only	Threaded; Carton of 50; 0.3425" ID, 2.2500" O.A.L.
QTY	VALVE SPRING	YEARS	PART NO.	DESCRIPTION
8	Spring	79-78	VS-1435 Std Only	Loc. Exh.; 1.9650" Free Height
8	Spring	79-75	VS-703 Std Only	Loc. Int.; 2.0560" Free Height
8	Spring	77-75	VS-703 Std Only	Loc. Exh.; 2.0560" Free Height
8	Spring, Bulk	79-78	VS-1435B Std Only	Loc. Exh.; Carton of 250; 1.9650" Free Height
8	Spring, Bulk	79-75	VS-703B Std Only	Loc. Int.; Carton of 250; 2.0560" Free Height
8	Spring, Bulk	77-75	VS-703B Std Only	Loc. Exh.; Carton of 250; 2.0560" Free Height
QTY	VALVE SEAL	YEARS	PART NO.	DESCRIPTION
16	Valve Stem Seal	79-75	ST-2001 Std Only	Positive type; Installation requires valve guide machining; (RBBTF) Rubber/PTFE
16	Valve Stem Seal	79-75	MV-1906 Std Only	Umbrella type; (NYL) Nylon
16	Valve Stem Seal	79-75	MV-1903 Std Only	Use w/repair guide; Positive type; (RBB) Rubber
16	Valve Stem Seal Bulk	79-75	ST-2001BC Std Only	Positive type; Installation requires valve guide machining; Carton of 100; (RBBTF) Rubber/PTFE
QTY	VALVE SEAT	YEARS	PART NO.	DESCRIPTION
8	Seat	79-75	245-1750-2 Std Only	Loc. Exh.; 1.7550" OD, 1.5000" ID, 0.2160" Depth
8	Seat	79-75	245-1750-2N Std Only	Loc. Exh.; Premium Material; 1.7550" OD, 1.5000" ID, 0.2160" Depth
8	Seat	79-75	245-2125-2 Std Only	Loc. Int.; 2.1305" OD, 1.8750" ID, 0.2480" Depth
QTY	VALVE, MISC	YEARS	PART NO.	DESCRIPTION
32	Keeper	79-78	VK-115A Std Only	1 groove; Square cut key groove; Carton pack 24
32	Keeper	79-78	VK-115 Std Only	1 groove; Square cut key groove; Carton pack 32
32	Keeper	79-78	VK-115R Std Only	1 groove; Square cut key groove; Hardened
32	Keeper	78-75	VK-205 Std Only	4 groove
32	Keeper	78-75	VK-205R Std Only	4 groove; Hardened
32	Keeper, Bulk	79-78	VK-115B Std Only	1 groove; Square cut key groove; Carton of 1000
16	Spring Insert	79-75	259-103C Std Only	.015"; ID 1.030"; Carton of 100
16	Spring Insert	79-75	259-103B Std Only	.030"; ID 1.030"; Carton of 100
16	Spring Insert	79-75	259-103BRS Std Only	.030"; ID 1.030"; Carton of 500
16	Spring Insert	79-75	259-103A Std Only	.060"; ID 1.030"; Carton of 100
16	Spring Insert	79-75	259-103ARS Std Only	.060"; ID 1.030"; Carton of 500
QTY	PISTON	YEARS	PART NO.	DESCRIPTION
8	Cast Piston	79-75	451P Std-20-30-40-60	Cast; .9751" Pin Dia.; 2 Rings 5/64 Groove, 1 Ring 3/16 Groove, 1.918 CD, Recessed Head .088 deep x 2.770 dia. w/2 valve reliefs - 7.9:1 C.R.
8	Cast Piston - Individual	79-75	W451P Std-20-30-40-60	Cast; .9751" Pin Dia.; 2 Rings 5/64 Groove, 1 Ring 3/16 Groove, 1.918 CD, Recessed Head .088 deep x 2.770 dia. w/2 valve reliefs - 7.9:1 C.R.
QTY	RINGS	YEARS	PART NO.	DESCRIPTION
1	Premium Set	79-75	E-251KC Std-20-30-40-60	2-5/64, 1-3/16; Premium Chrome
1	Premium Set	79-75	E-251K Std-10-20-30-40-60	2-5/64, 1-3/16; Premium Moly
1	Standard Set	79-75	E-251X Std-10-20-30-40-60-80	2-5/64, 1-3/16; Iron
8	Premium Single Cylinder Set	79-75	WE-251K Std-30-40-60	2-5/64, 1-3/16; Premium Moly

VALVE TRAIN

VALVE TRAIN

BLOCK

BLOCK

(continued on next page)

Ford Car (Incl. Edsel, Ford, Lincoln, Mercury)

63 351 5.8L (5753cc) OHV V8 Modified (16 Valve), 4" Bore (Ford Eng.), 2 Bbl. "VIN H" 1979-1975
(cont.)

BLOCK	QTY	RINGS (cont.)	YEARS	PART NO.	DESCRIPTION	BLOCK	
	8	Standard Single Cylinder Set	79-75	WE-251X Std-30-40-60	2-5/64, 1-3/16; Iron		
	8	SLEEVE	YEARS	PART NO.	DESCRIPTION		
	8	Repair Sleeve	79-75	SL-22Y Std Only	1/8" wall, must be cut to correct length; O.A.L. 10.250"		
	8	Repair Sleeve	79-75	SL-22M Std Only	3/32" wall, must be cut to correct length; O.A.L. 10.250"		
	QTY	ENGINE BEARINGS	YEARS	PART NO.	DESCRIPTION		
	1	Main Set	79-77	5078M Std-1-10-20-30-40	.020" O/S length flange brg.		
	1	Main Set	79-77	7154M 10 10-20-30	A-Series aluminum bearings		
	1	Main Set	79-77	5078MA Std-1-10-20-30-40	Race Performance		
	1	Main Set	79-77	130M Std-1-1X-10-20	Race Performance; DUROSHIELD® coated bearings		
1	Main Set	79-77	C130M Std-1X-10	VINTAGE			
1	Main Set	76-75	5107M Std-1-10-20-30-40	VINTAGE; .10MM O/S length flange brg.			
1	Main Set	76-75	7448M 20 20-40				
1	Rod Set	79-75	8-3400CP Std-1-10-20-30-40				
1	Rod Set	79-75	8-7175CH 10 10	Performance			
8	Rod Pair	79-75	3400CP Std-1-10-20-30-40				
1	Cam Set	79-75	1403M Std Only	Babbitt material; Full round design			
QTY	OIL PUMP	YEARS	PART NO.	DESCRIPTION			
1	Oil Pump	79-75	224-41166				
1	Oil Pump	79-75	224-41166V	High Volume, check pan for clearance			
1	Pump Repair Kit	79-75	224-51139				
1	Inter. Shaft	79-75	224-61166				
1	Screen Assy.	79-75	224-11166	VINTAGE			
QTY	GASKETS	YEARS	PART NO.	DESCRIPTION			
1	Kit Gasket Set	79-75	260-1014	Int. manifold gskt. not incl.; Premium valve stem seals incl.			
1	Valley Pan Gasket Set	79-75	260-4004				
QTY	FREEZE PLUGS	YEARS	PART NO.	DESCRIPTION			
1	Brass Block Plug Kit	79-75	381-8016				
1	Steel Block Plug Kit	79-75	381-4018				
1	Steel Shallow Cup Freeze Plug	79-75	381-2157	2.250" Diameter			
KITS	RE-RING KIT				PREMIUM	ECONOMY	KITS
	YEARS	DESCRIPTION			KIT NO.	KIT NO.	
	79-75	Int. manifold gskt. not incl.; Premium valve stem seals incl.	Re-ring		205-624	205-124	
79-77	Int. manifold gskt. not incl.; Incl. A-Series aluminum bearings ; Premium valve stem seals incl.	Re-ring w/Mains		205-624AM	205-124AM		

64 351 5.8L (5753cc) OHV V8 Windsor (16 Valve), 4" Bore (Ford Eng.), 2 Bbl. "VIN H" 1979-1969

VALVE TRAIN	QTY	TIMING	YEARS	PART NO.	DESCRIPTION	VALVE TRAIN
	1	3 Piece Set	79-73	KT3-358SA	Incl. silent type chain; w/2 pc. fuel pump ecc.; (1) 222-358; (1) 223-430; (1) 223-431	
	1	3 Piece Set	74-70	KT3-494SA2	(1) 222-494; (1) 223-420A; (1) 223-493	
	1	3 Piece Set	74	KT3-498SA2	Mercury Cougar XR-7, Montego Base, MX, MX Brougham, Villager; VINTAGE	
	1	3 Piece Set	73	KT3-498SA2	Mercury Colony Park Base, Cougar Base, XR-7, Montego Base, GT, MX, MX Brougham, Villager; VINTAGE	
	1	3 Piece Set	72	KT3-358SA	From 5/2/72; Incl. silent type chain; w/2 pc. fuel pump ecc.; (1) 222-358; (1) 223-430; (1) 223-431	
	1	3 Piece Set	72	KT3-358S	VINTAGE; To 5/1/72; Incl. silent type chain; w/1 pc. fuel pump ecc.; (1) 222-358; (1) 223-406; (1) 223-431	
	1	3 Piece Set	71-69	KT3-358S	VINTAGE; Incl. silent type chain; w/1 pc. fuel pump ecc.; (1) 222-358; (1) 223-406; (1) 223-431	
	1	Timing Set w/Gaskets	79	CTS-2000	Incl. silent type chain	
	1	Timing Set w/Gaskets	78-73	CTS-2001	VINTAGE; Incl. silent type chain	
	1	Timing Chain	79-69	222-358	Silent type; 58 Links	
	1	Timing Chain	72-70	222-494	48 Links	
	1	Crank Sprocket	79-73	223-431	If engine is equipped with an oil shield, the oil shield must be discarded when installing crank sprocket 223-431; Use w/Silent type chain; 21 Teeth	
	1	Crank Sprocket	77-75	223-475	VINTAGE; If engine is equipped with an oil shield, the oil shield must be discarded when installing crankshaft sprocket 223-475; 18 Teeth	
	1	Crank Sprocket	72-70	223-493	If engine is equipped with an oil shield, the oil shield must be discarded when installing crankshaft sprocket 223-493; 18 Teeth	
1	Crank Sprocket	69	223-431	If engine is equipped with an oil shield, the oil shield must be discarded when installing crank sprocket 223-431; Use w/Silent type chain; 21 Teeth		
1	Cam Sprocket	79-73	223-430	Use w/Silent type chain; 42 Teeth		
1	Cam Sprocket	72	223-430	From 5/2/72; Use w/Silent type chain; 42 Teeth		

(continued on next page)

Ford Car (Incl. Edsel, Ford, Lincoln, Mercury)

351 5.8L (5753cc) OHV V8 Windsor (16 Valve), 4" Bore (Ford Eng.), 2 Bbl. "VIN H" 1979-1969 64
(cont.)

QTY	TIMING (cont.)	YEARS	PART NO.	DESCRIPTION
1	Cam Sprocket	72	223-406	VINTAGE; To 5/1/72; 42 Teeth
1	Cam Sprocket	71-69	223-406	VINTAGE; 42 Teeth
QTY	CAMSHAFT/LIFTER	YEARS	PART NO.	DESCRIPTION
1	Camshaft	79-69	CS-674	Hydraulic, (050) Duration at .050 Lobe Lift, 195 Exh., 195 Int., 108 Degrees Lobe Separation
1	Performance Cam	79-69	CS-1158R	302 firing order; Pro-1500 Perf. Cam; Hyd.; 0.448" Exh. Valve Lift, 0.424" Int. Valve Lift, Hydraulic, (050) Duration at .050 Lobe Lift, 204 Exh., 194 Int., 110 Degrees Lobe Separation
1	Performance Cam	79-69	CS-1084R	351W firing order; Pro-2000 Perf. Cam; Use w/Hyd. lifters; 0.472" Exh. Valve Lift, 0.448" Int. Valve Lift, Hydraulic, (050) Duration at .050 Lobe Lift, 214 Exh., 204 Int., 112 Degrees Lobe Separation
1	Performance Cam	79-69	CS-1231R	351W firing order; Pro-3000 Perf. Cam; Use w/Hyd. lifters; 0.496" Exh. Valve Lift, 0.472" Int. Valve Lift, Hydraulic, (050) Duration at .050 Lobe Lift, 224 Exh., 214 Int., 112 Degrees Lobe Separation
1	Prelube		55-403 Std Only	1.5 oz. packet
1	Prelube		55-400 Std Only	4 oz. bottle; 1.5 oz. packet No. 55-403 also avail.
16	Lifter	79-69	HT-900 Std Only	Hyd.
16	Lifter	79-69	HT-900R Std Only	Speed-Pro Hi-Revolution Hyd.; Use w/adj. rocker assy.
16	Lifter, Bulk	79-69	HT-900B Std Only	Hyd.; Carton of 122
16	Lifter, Bulk	79-69	HT-900RB Std Only	Speed-Pro Hi-Revolution Hyd.; Use w/adj. rocker assy.; Carton of 122
QTY	CAM KIT	YEARS	PART NO.	DESCRIPTION
1	Cam/Lifter Kit	79-69	KC-1158R	302 firing order; Hyd.; Incl. Pro-1500 Perf. Cam; Duration at .050"; 194 Int.; 204 Exh.; Valve lift .424" Int., .448" Exh.; Lobe Separation 110 Degrees; (1) 55-403B; (1) CS-1158R; (16) HT-900
1	Cam/Lifter Kit	79-69	KC-1084R	351W firing order; Hyd.; Incl. Pro-2000 Perf. Cam; Duration at .050: 204 Int., 224 Exh.; Valve lift .448" Int., .472" Exh.; Lobe Separation 112 Degrees; (1) 55-403B; (1) CS-1084R; (16) HT-900
1	Cam/Lifter Kit	79-69	KC-1231R	351W firing order; Hyd.; Incl. Pro-3000 Perf. Cam; Duration at .050; 214 Int.; 224 Exh.; Valve lift .472" Int., .496" Exh.; Lobe Separation 112 Degrees; (1) 55-403B; (1) CS-1231R; (16) HT-900
1	Cam/Lifter Kit	79-69	KC-674	Hyd.; (1) 55-403B; (1) CS-674; (16) HT-900
1	Cam/Lifter/Timing Kit	79-73	KCT-674A	Hyd.; Incl. silent type chain; (1) 55-403B; (1) CS-674; (16) HT-900; (1) KT3-358SA
1	Cam/Lifter/Timing Kit	72	KCT-674A	From 5/2/72; Hyd.; Incl. silent type chain; (1) 55-403B; (1) CS-674; (16) HT-900; (1) KT3-358SA
QTY	PUSH ROD	YEARS	PART NO.	DESCRIPTION
16	Push Rod	79-78	RP-3209 Std Only	w/Stamped steel rocker arms; 8.1820" O.A.L.
16	Push Rod	79-78	RP-3323R Std Only	w/Stamped steel rocker arms; Chrome-Moly; 8.1820" O.A.L.
16	Push Rod	77-69	RP-3225R Std Only	Chrome-Moly; 8.1440" O.A.L.
16	Push Rod	77-69	RP-3166B Std Only	VINTAGE; -1/16" shorter length; 8.0920" O.A.L.
16	Push Rod	77-69	RP-3166 Std Only	VINTAGE; Std. length; 8.1420" O.A.L.
16	Push Rod, Bulk	79-78	BRP-3209 Std Only	w/Stamped steel rocker arms; Carton of 100; 8.1820" O.A.L.
QTY	ROCKER PARTS	YEARS	PART NO.	DESCRIPTION
16	Arm Assy.	79-78	R-879 Std Only	Incl. arm & pivot; Stamped steel; Bolt type mount
16	Arm Assy.	78-69	R-847 Std Only	VINTAGE; Incl. arm, ball & nut; rail style rockers; Cast iron; w/stud type mount; Incl. 3/8" nut; Incl. 5/16" nut
16	Arm Assy., Bulk	79-78	R-879B Std Only	Incl. arm & pivot; Stamped steel; Bolt type mount; Carton of 64
16	Arm Assy., Bulk	78-69	R-847B Std Only	VINTAGE; Incl. arm, ball & nut; rail style rockers; Cast iron; w/stud type mount; Incl. 3/8" nut; Incl. 5/16" nut; Carton of 64
16	Arm	79-78	R-1091R Std Only	Speed-Pro Stamped Steel w/r/r. tip; 1.6:1 ratio; Fits bolt type mount
16	Arm	79-78	R-879A Std Only	Stamped steel; Bolt type mount
16	Arm	78-69	R-847A Std Only	VINTAGE; Rail style rockers; Cast iron; w/stud type mount
16	Rocker Arm Ball	78-69	MR-1809 Std Only	
16	Rocker Arm Ball	78-69	MR-1809B Std Only	Carton of 500
16	Nut	78-69	MR-1823 Std Only	5/16" x 24
16	Nut	78-69	MR-1751 Std Only	Self-locking, 3/8" x 24 threads
16	Bolt	79	MR-1847 Std Only	5/16" X 18 UNC w/Washer
16	Pivot	79-78	MR-1811 Std Only	
QTY	VALVE	YEARS	PART NO.	DESCRIPTION
8	Exhaust	79	V-1961 Std-3-15	Chrome plated stem; 1.4600" Head Dia., 0.3415" Stem Dia., 5.0700" O.A.L.

VALVE TRAIN

VALVE TRAIN

(continued on next page)

Ford Car (Incl. Edsel, Ford, Lincoln, Mercury)

64 351 5.8L (5753cc) OHV V8 Windsor (16 Valve), 4" Bore (Ford Eng.), 2 Bbl. "VIN H" 1979-1969
(cont.)

QTY	VALVE (cont.)	YEARS	PART NO.	DESCRIPTION
8	Exhaust	78	V-2044 Std Only	VINTAGE; w/Cast iron rocker arms; w/o Rotators; Chrome plated stem; 1.4610" Head Dia., 0.3414" Stem Dia., 5.0700" O.A.L.
8	Exhaust	78	V-1961 Std-3-15	w/Stamped steel rocker arms; Chrome plated stem; 1.4600" Head Dia., 0.3415" Stem Dia., 5.0700" O.A.L.
8	Exhaust	77-75	V-2044 Std Only	VINTAGE; w/o Rotators; Chrome plated stem; 1.4610" Head Dia., 0.3414" Stem Dia., 5.0700" O.A.L.
8	Exhaust	74-69	V-1893 Std-15	VINTAGE; Chrome plated stem; 1.5400" Head Dia., 0.3415" Stem Dia., 5.0700" O.A.L.
8	Exhaust, Bulk	79	V-1961B Std-15	Chrome plated stem; Carton of 25; 1.4520" Head Dia., 0.3415" Stem Dia., 5.0700" O.A.L.
8	Exhaust, Bulk	79	V-1961B 15 Std-15	Chrome plated stem; Carton of 25; 1.4520" Head Dia., 0.3565" Stem Dia., 5.0700" O.A.L.
8	Exhaust, Bulk	78	V-1961B Std-15	w/Stamped steel rocker arms; Chrome plated stem; Carton of 25; 1.4520" Head Dia., 0.3415" Stem Dia., 5.0700" O.A.L.
8	Exhaust, Bulk	78	V-1961B 15 Std-15	w/Stamped steel rocker arms; Chrome plated stem; Carton of 25; 1.4520" Head Dia., 0.3565" Stem Dia., 5.0700" O.A.L.
8	Intake	79-75	V-2045 Std-15	Chrome plated stem; 1.7820" Head Dia., 0.3420" Stem Dia., 5.0700" O.A.L.
8	Intake	74-69	V-3926 Std-15	VINTAGE; Chrome plated stem; 1.8420" Head Dia., 0.3420" Stem Dia., 5.0700" O.A.L.
8	Intake, Bulk	79-75	V-2045B Std-15	Chrome plated stem; Carton of 25; 1.7820" Head Dia., 0.3419" Stem Dia., 5.0700" O.A.L.
8	Intake, Bulk	79-75	V-2045B 15 Std-15	Chrome plated stem; Carton of 25; 1.7820" Head Dia., 0.3569" Stem Dia., 5.0700" O.A.L.
QTY	VALVE SPRING	YEARS	PART NO.	DESCRIPTION
8	Spring	79-77	VS-733 Std Only	Loc. Exh.; 1.9230" Free Height
8	Spring	79-77	VS-718 Std Only	Loc. Int.; 2.0280" Free Height
8	Spring	79-69	VS-661 Std Only	Loc. Int.; Incl. damper; 2.0460" Free Height
16	Spring	76-71	VS-718 Std Only	2.0280" Free Height
8	Spring	76-69	VS-661 Std Only	Loc. Exh.; Incl. damper; 2.0460" Free Height
16	Spring	70	VS-718 Std Only	From 4/24/70; 2.0280" Free Height
16	Spring	70	VS-707 Std Only	VINTAGE; To 4/23/70; Incl. damper; 2.0730" Free Height
16	Spring	69	VS-707 Std Only	VINTAGE; Incl. damper; 2.0730" Free Height
QTY	VALVE SEAL	YEARS	PART NO.	DESCRIPTION
16	Valve Stem Seal	79-69	MV-1796C Std Only	Umbrella type; Fits Std. to .015" O/S valve stem; (RBB) Rubber
16	Valve Stem Seal	79-69	ST-2001 Std Only	Use w/O.E. guide; Positive type; Installation requires valve guide machining; (RBBTF) Rubber/PTFE
16	Valve Stem Seal	79-69	MV-1903 Std Only	Use w/repair guide; Positive type; (RBB) Rubber
16	Valve Stem Seal Bulk	79-69	MV-1796 Std Only	Umbrella type; Fits Std. to .015" O/S valve stem; Carton of 100; (RBB) Rubber
16	Valve Stem Seal Bulk	79-69	ST-2001BC Std Only	Use w/O.E. guide; Positive type; Installation requires valve guide machining; Carton of 100; (RBBTF) Rubber/PTFE
QTY	VALVE SEAT	YEARS	PART NO.	DESCRIPTION
8	Seat	79-75	245-1562-1 Std Only	Loc. Exh.; 1.5675" OD, 1.3125" ID, 0.2160" Depth
8	Seat	79-75	245-1562-1N Std Only	Loc. Exh.; Premium Material; 1.5675" OD, 1.3125" ID, 0.2160" Depth
8	Seat	74-69	245-1625-1 Std Only	Loc. Exh.; 1.6300" OD, 1.3750" ID, 0.2160" Depth
8	Seat	74-69	245-1625-1N Std Only	Loc. Exh.; Premium Material; 1.6300" OD, 1.3750" ID, 0.2160" Depth
8	Seat	74-69	245-1937-1 Std Only	Loc. Int.; 1.9425" OD, 1.6875" ID, 0.2480" Depth
QTY	VALVE, MISC	YEARS	PART NO.	DESCRIPTION
32	Keeper	79-69	VK-115A Std Only	1 groove; Square cut key groove; Carton pack 24
32	Keeper	79-69	VK-115 Std Only	1 groove; Square cut key groove; Carton pack 32
32	Keeper	79-69	VK-115R Std Only	1 groove; Square cut key groove; Hardened
32	Keeper, Bulk	79-69	VK-115B Std Only	1 groove; Square cut key groove; Carton of 1000
16	Spring Insert	79-69	259-103C Std Only	.015"; ID 1.030"; Carton of 100
16	Spring Insert	79-69	259-103B Std Only	.030"; ID 1.030"; Carton of 100
16	Spring Insert	79-69	259-103BRS Std Only	.030"; ID 1.030"; Carton of 500
16	Spring Insert	79-69	259-103A Std Only	.060"; ID 1.030"; Carton of 100
16	Spring Insert	79-69	259-103ARS Std Only	.060"; ID 1.030"; Carton of 500
QTY	PISTON	YEARS	PART NO.	DESCRIPTION
8	Cast Piston	79-77	463P Std-20-30-40-60	Cast; .9122" Pin Dia.; 2 Rings 5/64 Groove, 1 Ring 3/16 Groove, 1.752 CD, Recessed Head .140 deep w/2 valve reliefs - 8.1:1 C.R.

(continued on next page)

Ford Car (Incl. Edsel, Ford, Lincoln, Mercury)

351 5.8L (5753cc) OHV V8 Windsor (16 Valve), 4" Bore (Ford Eng.), 2 Bbl. "VIN H" 1979-1969 **64**

(cont.)

QTY	PART NO.	YEARS	PART NO.	DESCRIPTION
8	PISTON (cont.) Cast Piston	79-77	H653CP Std-20-30-40-60	Hypereutectic; Use w/E-251KC, E-251K or E-251X ring set; .9122" Pin Dia.; 2 Rings 5/64 Groove, 1 Ring 3/16 Groove, 1.765 CD, Recessed Head .190 deep oblong; DUROSHIELD® skirt coated piston
8	Cast Piston	76-69	416P Std-30-60	VINTAGE; Cast; .9122" Pin Dia.; 2 Rings 5/64 Groove, 1 Ring 3/16 Groove, 1.720 CD, Recessed Head .240 deep - 7.7:1 C.R.
8	Cast Piston - Individual	79-77	WH653CP Std-30	.9122" Pin Dia.; 2 Rings 5/64 Groove, 1 Ring 3/16 Groove, 1.765 CD, Recessed Head .190 deep oblong; DUROSHIELD® skirt coated piston
8	Cast Piston - Individual	79-77	W463P Std-20-30-40-60	Cast; .9122" Pin Dia.; 2 Rings 5/64 Groove, 1 Ring 3/16 Groove, 1.752 CD, Recessed Head .140 deep w/2 valve reliefs - 8.1:1 C.R.
8	Cast Piston - Individual	76-69	W416P Std-30-60	VINTAGE; Cast; .9122" Pin Dia.; 2 Rings 5/64 Groove, 1 Ring 3/16 Groove, 1.720 CD, Recessed Head .240 deep - 7.7:1 C.R.
1	Cast Piston Set w/Prem. Rings	79-77	8K463P 30 30-40-60	Cast; .9122" Pin Dia.; 2 Rings 5/64 Groove, 1 Ring 3/16 Groove, 1.752 CD, Recessed Head .140 deep w/2 valve reliefs - 8.1:1 C.R.
1	Cast Piston Set w/Econ. Rings	79-77	8X463P 30 30-40-60	Cast; .9122" Pin Dia.; 2 Rings 5/64 Groove, 1 Ring 3/16 Groove, 1.752 CD, Recessed Head .140 deep w/2 valve reliefs - 8.1:1 C.R.
8	POWERFORGED	79-77	L-2446F Std-30-40	Powerforged; 0.9122" Pin Dia.; 2 Rings 5/64 Groove, 1 Ring 3/16 Groove, 1.772 CD, .110 dish; DUROSHIELD® skirt coated piston
8	POWERFORGED Piston-Individual	79-77	WL-2446F Std-30-40	Powerforged; 0.9122" Pin Dia.; 2 Rings 5/64 Groove, 1 Ring 3/16 Groove, 1.772 CD, .110 dish; DUROSHIELD® skirt coated piston
8	POWERFORGED Piston-Individual	72-69	WL-2378F 30 30-40	Powerforged; 0.9123" Pin Dia.; 2 Rings 5/64 Groove, 1 Ring 3/16 Groove, 1.736 CD, Recessed Head .160 deep. DUROSHIELD® skirt coated piston.
QTY	RINGS	YEARS	PART NO.	DESCRIPTION
1	Premium Set	79-69	E-251KC Std-20-30-40-60	2-5/64, 1-3/16; Premium Chrome
1	Premium Set	79-69	E-251K Std-10-20-30-40-60	2-5/64, 1-3/16; Premium Moly
1	Premium Set	79-69	R-9903 Std-20-30-60	2-5/64, 1-3/16; Speed-Pro plasma-moly Perf. ring set
1	Standard Set	79-69	E-251X Std-10-20-30-40-60-80	2-5/64, 1-3/16; Iron
8	Premium Single Cylinder Set	79-69	WE-251K Std-30-40-60	2-5/64, 1-3/16; Premium Moly
8	Standard Single Cylinder Set	79-69	WE-251X Std-30-40-60	2-5/64, 1-3/16; Iron
QTY	SLEEVE	YEARS	PART NO.	DESCRIPTION
8	Repair Sleeve	79-69	SL-22Y Std Only	1/8" wall, must be cut to correct length; O.A.L. 10.250"
8	Repair Sleeve	79-69	SL-22M Std Only	3/32" wall, must be cut to correct length; O.A.L. 10.250"
QTY	ENGINE BEARINGS	YEARS	PART NO.	DESCRIPTION
1	Main Set	79-77	5078M Std-1-10-20-30-40	.020" O/S length flange brg.
1	Main Set	79-77	7154M 10 10-20-30	A-Series aluminum bearings
1	Main Set	79-77	5078MA Std-1-10-20-30-40	Race Performance
1	Main Set	79-77	130M Std-1-1X-10-20	Race Performance; DUROSHIELD® coated bearings
1	Main Set	79-77	C130M Std-1X-10	VINTAGE
1	Main Set	76-69	5107M Std-1-10-20-30-40	VINTAGE
1	Main Set	76-69	7448M 20 20-40	VINTAGE; .10MM O/S length flange brg.
1	Rod Set	79-69	8-3380CPA Std-10-20-30-40	A-Series aluminum bearings ; Oil hole removed
1	Rod Set	79-69	8-3380A Std-1-10-20-30-40	A-Series aluminum bearings ; Use in .002" O/S Rod Bore
1	Rod Set	79-69	8-3380A 10X2 10X2-20X2-30X2	
1	Rod Set	79-69	8-7155CH Std-10	Race Performance
1	Rod Set	79-69	C8-7155CH Std-10	Race Performance; DUROSHIELD® coated bearings; w/o Dowel hole
8	Rod Pair	79-69	3380CPA Std-1-10-20-30-40	A-Series aluminum bearings ; Oil hole removed
8	Rod Pair	79-69	3380A Std-1-10-20-30-40	Babbitt material; Full round design
1	Cam Set	79-69	1204M Std-10	Race Performance
1	Cam Set	79-69	2102M Std Only	
QTY	OIL PUMP	YEARS	PART NO.	DESCRIPTION
1	Oil Pump	79-69	224-41143	High Volume, check pan for clearance
1	Oil Pump	79-69	224-41143V	
1	Inter. Shaft	79-69	224-61143	Exc. Ford Thunderbird Base, Heritage, Town Landau I Mercury Cougar Base, XR-7
1	Screen Assy.	79	224-12143	Ford Thunderbird Base, Heritage, Town Landau I Mercury Cougar Base, XR-7; VINTAGE
1	Screen Assy.	79	224-11143	VINTAGE
1	Screen Assy.	78-69	224-11143	
QTY	GASKETS	YEARS	PART NO.	DESCRIPTION
1	Kit Gasket Set	79-77	260-1126	Premium valve stem seals incl.

(continued on next page)

Ford Car (Incl. Edsel, Ford, Lincoln, Mercury)

64 351 5.8L (5753cc) OHV V8 Windsor (16 Valve), 4" Bore (Ford Eng.), 2 Bbl. "VIN H" 1979-1969
(cont.)

BLOCK	QTY	GASKETS (cont.)	YEARS	PART NO.	DESCRIPTION	BLOCK		
	1	Kit Gasket Set	76	260-1126	From 12/02/75; Premium valve stem seals incl.			
	1	Kit Gasket Set	76	260-1126	To 12/01/75; Valve stem seals not incl.			
	1	Kit Gasket Set	75	260-1126	Valve stem seals not incl.			
	1	Kit Gasket Set	74	260-1028	VINTAGE; Thermactor Emission int. manifold gskts. not incl.; Premium valve stem seals incl.			
	1	Kit Gasket Set	73-69	260-1028	VINTAGE; Premium valve stem seals incl.			
BLOCK	QTY	FREEZE PLUGS	YEARS	PART NO.	DESCRIPTION	BLOCK		
	1	Brass Block Plug Kit	79-69	381-8015				
	1	Steel Block Plug Kit	79-69	381-4010				
	1	Brass Deep Cup Freeze Plug	79-69	381-9002	1.500" Diameter, 0.375" Height			
	1	Steel Deep Cup Freeze Plug	79-69	381-3095	0.500" Diameter			
	1	Steel Deep Cup Freeze Plug	79-69	381-3038	0.750" Diameter			
	1	Steel Deep Cup Freeze Plug	79-69	381-3133	1.500" Diameter, 0.375" Height			
	1	Steel Deep Cup Freeze Plug	79-69	381-3195	2.156" Diameter			
KITS	RE-RING KIT		YEARS	DESCRIPTION		PREMIUM KIT NO.	ECONOMY KIT NO.	KITS
	79-77	Incl. A-Series aluminum bearings ; Premium valve stem seals incl.		Re-ring		205-627A	205-127A	
	76	Valve stem seals to 12/1/75 not incl.; Incl. A-Series aluminum bearings ; Premium valve stem seals incl.		Re-ring		205-627A	205-127A	
	75	Valve stem seals not incl.; Incl. A-Series aluminum bearings ; Premium valve stem seals incl.		Re-ring		205-627A	205-127A	
	79-77	Incl. A-Series aluminum bearings ; Premium valve stem seals incl.		Re-ring w/Mains		205-627AM	205-127AM	
KITS	OVERHAUL KIT		YEARS	DESCRIPTION		PREMIUM KIT NO.	ECONOMY KIT NO.	KITS
	79-77	Premium valve stem seals incl.; Incl. silent type chain		Master w/Frg. Pstn. Prm. Rings		MKF-627C	----	
	79-77	Premium valve stem seals incl.; Incl. silent type chain		Master w/o Rods & Mains		505-627C	505-127C	
	79-77	Incl. A-Series aluminum bearings ; Premium valve stem seals incl.; Incl. silent type chain		Master		MKP-627C	MKP-127C	
	79-77	Incl. A-Series aluminum bearings ; Premium valve stem seals incl.; Incl. silent type chain		Master w/o Pistons		MK-627C	MK-127C	

65 351 5.8L (5753cc) OHV V8 Windsor (16 Valve), 4" Bore (Ford Eng.), 4 Bbl. "VIN M" 1971-1969

VALVE TRAIN	QTY	TIMING	YEARS	PART NO.	DESCRIPTION	VALVE TRAIN
	1	3 Piece Set	71-69	KT3-358S	VINTAGE; Incl. silent type chain; w/1 pc. fuel pump ecc.; (1) 222-358; (1) 223-406; (1) 223-431	
	1	Timing Chain	71-69	222-358	Silent type; 58 Links	
	1	Crank Sprocket	70-69	223-431	If engine is equipped with an oil shield, the oil shield must be discarded when installing crank sprocket 223-431; Use w/Silent type chain; 21 Teeth	
	1	Cam Sprocket	71-69	223-406	VINTAGE; 42 Teeth	
VALVE TRAIN	QTY	CAMSHAFT/LIFTER	YEARS	PART NO.	DESCRIPTION	VALVE TRAIN
	1	Camshaft	71-69	CS-674	Hydraulic, (050) Duration at .050 Lobe Lift, 195 Exh., 195 Int., 108 Degrees Lobe Separation	
	1	Performance Cam	71-69	CS-1158R	302 firing order; Pro-1500 Perf. Cam; Hyd.; 0.448" Exh. Valve Lift, 0.424" Int. Valve Lift, Hydraulic, (050) Duration at .050 Lobe Lift, 204 Exh., 194 Int., 110 Degrees Lobe Separation	
	1	Performance Cam	71-69	CS-1084R	351W firing order; Pro-2000 Perf. Cam; Use w/Hyd. lifters; 0.472" Exh. Valve Lift, 0.448" Int. Valve Lift, Hydraulic, (050) Duration at .050 Lobe Lift, 214 Exh., 204 Int., 112 Degrees Lobe Separation	
	1	Performance Cam	71-69	CS-1231R	351W firing order; Pro-3000 Perf. Cam; Use w/Hyd. lifters; 0.496" Exh. Valve Lift, 0.472" Int. Valve Lift, Hydraulic, (050) Duration at .050 Lobe Lift, 224 Exh., 214 Int., 112 Degrees Lobe Separation	
	1	Prelube		55-403 Std Only	1.5 oz. packet	
	1	Prelube		55-400 Std Only	4 oz. bottle; 1.5 oz. packet No. 55-403 also avail.	
	16	Lifter	71-69	HT-900 Std Only	Hyd.	
	16	Lifter	71-69	HT-900R Std Only	Speed-Pro Hi-Revolution Hyd.; Use w/adj. rocker assy.	
	16	Lifter, Bulk	71-69	HT-900B Std Only	Hyd.; Carton of 122	
	16	Lifter, Bulk	71-69	HT-900RB Std Only	Speed-Pro Hi-Revolution Hyd.; Use w/adj. rocker assy.; Carton of 122	

(continued on next page)

Ford Car (Incl. Edsel, Ford, Lincoln, Mercury)

351 5.8L (5753cc) OHV V8 Windsor (16 Valve), 4" Bore (Ford Eng.), 4 Bbl. "VIN M" 1971-1969 **65**
(cont.)

QTY	CAM KIT	YEARS	PART NO.	DESCRIPTION
1	Cam/Lifter Kit	71-69	KC-1158R	302 firing order; Hyd.; Incl. Pro-1500 Perf. Cam; Duration at .050"; 194 Int.; 204 Exh.; Valve lift .424" Int., .448" Exh.; Lobe Separation 110 Degrees; (1) 55-403B; (1) CS-1158R; (16) HT-900
1	Cam/Lifter Kit	71-69	KC-1084R	351W firing order; Hyd.; Incl. Pro-2000 Perf. Cam; Duration at .050: 204 Int., 224 Exh.; Valve lift .448" Int., .472" Exh.; Lobe Separation 112 Degrees; (1) 55-403B; (1) CS-1084R; (16) HT-900
1	Cam/Lifter Kit	71-69	KC-1231R	351W firing order; Hyd.; Incl. Pro-3000 Perf. Cam; Duration at .050; 214 Int.; 224 Exh.; Valve lift .472" Int., .496" Exh.; Lobe Separation 112 Degrees; (1) 55-403B; (1) CS-1231R; (16) HT-900
1	Cam/Lifter Kit	71-69	KC-674	Hyd.; (1) 55-403B; (1) CS-674; (16) HT-900
QTY	PUSH ROD	YEARS	PART NO.	DESCRIPTION
16	Push Rod	71-69	RP-3225R Std Only	Chrome-Moly; 8.1440" O.A.L.
16	Push Rod	71-69	RP-3166B Std Only	VINTAGE; -1/16" shorter length; 8.0920" O.A.L.
16	Push Rod	71-69	RP-3166 Std Only	VINTAGE; Std. length; 8.1420" O.A.L.
QTY	ROCKER PARTS	YEARS	PART NO.	DESCRIPTION
16	Arm Assy.	71-69	R-847 Std Only	VINTAGE; Incl. arm, ball & nut; rail style rockers; Cast iron; w/stud type mount; Incl. 3/8" nut; Incl. 5/16" nut
16	Arm Assy., Bulk	71-69	R-847B Std Only	VINTAGE; Incl. arm, ball & nut; rail style rockers; Cast iron; w/stud type mount; Incl. 3/8" nut; Incl. 5/16" nut; Carton of 64
16	Arm	71-69	R-847A Std Only	VINTAGE; Rail style rockers; Cast iron; w/stud type mount
16	Rocker Arm Ball	71-69	MR-1809 Std Only	
16	Rocker Arm Ball	71-69	MR-1809B Std Only	Carton of 500
16	Nut	71-69	MR-1823 Std Only	5/16" x 24
16	Nut	71-69	MR-1751 Std Only	Self-locking, 3/8" x 24 threads
QTY	VALVE	YEARS	PART NO.	DESCRIPTION
8	Exhaust	71-69	V-1893 Std-15	VINTAGE; Chrome plated stem; 1.5400" Head Dia., 0.3415" Stem Dia., 5.0700" O.A.L.
8	Intake	71-69	V-3926 Std-15	VINTAGE; Chrome plated stem; 1.8420" Head Dia., 0.3420" Stem Dia., 5.0700" O.A.L.
QTY	VALVE SPRING	YEARS	PART NO.	DESCRIPTION
16	Spring	71	VS-718 Std Only	2.0280" Free Height
8	Spring	71-69	VS-661 Std Only	Loc. Exh.; Incl. damper; 2.0460" Free Height
8	Spring	71-69	VS-661 Std Only	Loc. Int.; Incl. damper; 2.0460" Free Height
16	Spring	70	VS-718 Std Only	From 4/24/70; 2.0280" Free Height
16	Spring	70	VS-707 Std Only	VINTAGE; To 4/23/70; Incl. damper; 2.0730" Free Height
16	Spring	69	VS-707 Std Only	VINTAGE; Incl. damper; 2.0730" Free Height
QTY	VALVE SEAL	YEARS	PART NO.	DESCRIPTION
16	Valve Stem Seal	71-69	MV-1796C Std Only	Umbrella type; Fits Std. to .015" O/S valve stem; (RBB) Rubber
16	Valve Stem Seal	71-69	ST-2001 Std Only	Use w/O.E. guide; Positive type; Installation requires valve guide machining; (RBBTF) Rubber/PTFE
16	Valve Stem Seal	71-69	MV-1903 Std Only	Use w/repair guide; Positive type; (RBB) Rubber
16	Valve Stem Seal Bulk	71-69	MV-1796 Std Only	Umbrella type; Fits Std. to .015" O/S valve stem; Carton of 100; (RBB) Rubber
16	Valve Stem Seal Bulk	71-69	ST-2001BC Std Only	Use w/O.E. guide; Positive type; Installation requires valve guide machining; Carton of 100; (RBBTF) Rubber/PTFE
QTY	VALVE SEAT	YEARS	PART NO.	DESCRIPTION
8	Seat	71-69	245-1625-1 Std Only	Loc. Exh.; 1.6300" OD, 1.3750" ID, 0.2160" Depth
8	Seat	71-69	245-1625-1N Std Only	Loc. Exh.; Premium Material; 1.6300" OD, 1.3750" ID, 0.2160" Depth
8	Seat	71-69	245-1937-1 Std Only	Loc. Int.; 1.9425" OD, 1.6875" ID, 0.2480" Depth
QTY	VALVE, MISC	YEARS	PART NO.	DESCRIPTION
32	Keeper	71-69	VK-115A Std Only	1 groove; Square cut key groove; Carton pack 24
32	Keeper	71-69	VK-115 Std Only	1 groove; Square cut key groove; Carton pack 32
32	Keeper	71-69	VK-115R Std Only	1 groove; Square cut key groove; Hardened
32	Keeper, Bulk	71-69	VK-115B Std Only	1 groove; Square cut key groove; Carton of 1000
16	Spring Insert	71-69	259-103C Std Only	.015"; ID 1.030"; Carton of 100
16	Spring Insert	71-69	259-103B Std Only	.030"; ID 1.030"; Carton of 100
16	Spring Insert	71-69	259-103BR Std Only	.030"; ID 1.030"; Carton of 500
16	Spring Insert	71-69	259-103A Std Only	.060"; ID 1.030"; Carton of 100
16	Spring Insert	71-69	259-103ARS Std Only	.060"; ID 1.030"; Carton of 500
QTY	PISTON	YEARS	PART NO.	DESCRIPTION
8	Cast Piston	71-69	336P Std-20-30-40	VINTAGE; Cast; .9122" Pin Dia.; 2 Rings 5/64 Groove, 1 Ring 3/16 Groove, 1.719 CD, Flat Head w/4 valve reliefs - 8.7:1 C.R.

VALVE TRAIN

VALVE TRAIN

(continued on next page)

Ford Car (Incl. Edsel, Ford, Lincoln, Mercury)

65 351 5.8L (5753cc) OHV V8 Windsor (16 Valve), 4" Bore (Ford Eng.), 4 Bbl. "VIN M" 1971-1969
(cont.)

QTY	PISTON (cont.)	YEARS	PART NO.	DESCRIPTION
8	Cast Piston	71-69	416P Std-30-60	VINTAGE; Cast; .9122" Pin Dia.; 2 Rings 5/64 Groove, 1 Ring 3/16 Groove, 1.720 CD, Recessed Head .240 deep - 7.7:1 C.R.
8	Cast Piston - Individual	71-69	W336P Std-20-30-40	VINTAGE; Cast; .9122" Pin Dia.; 2 Rings 5/64 Groove, 1 Ring 3/16 Groove, 1.719 CD, Flat Head w/4 valve reliefs - 8.7:1 C.R.
8	Cast Piston - Individual	71-69	W416P Std-30-60	VINTAGE; Cast; .9122" Pin Dia.; 2 Rings 5/64 Groove, 1 Ring 3/16 Groove, 1.720 CD, Recessed Head .240 deep - 7.7:1 C.R.
8	POWERFORGED Piston-Individual	71-70	WL-2378F 30 30-40	Powerforged; 0.9123" Pin Dia.; 2 Rings 5/64 Groove, 1 Ring 3/16 Groove, 1.736 CD, Recessed Head .160 deep. DUROSHIELD® skirt coated piston.
QTY	RINGS	YEARS	PART NO.	DESCRIPTION
1	Premium Set	71-69	E-251KC Std-20-30-40-60	2-5/64, 1-3/16; Premium Chrome
1	Premium Set	71-69	E-251K Std-10-20-30-40-60	2-5/64, 1-3/16; Premium Moly
1	Premium Set	71-69	R-9903 Std-20-30-60	2-5/64, 1-3/16; Speed-Pro plasma-moly Perf. ring set
1	Standard Set	71-69	E-251X Std-10-20-30-40-60-80	2-5/64, 1-3/16; Iron
8	Premium Single Cylinder Set	71-69	WE-251K Std-30-40-60	2-5/64, 1-3/16; Premium Moly
8	Standard Single Cylinder Set	71-69	WE-251X Std-30-40-60	2-5/64, 1-3/16; Iron
QTY	SLEEVE	YEARS	PART NO.	DESCRIPTION
8	Repair Sleeve	71-69	SL-22Y Std Only	1/8" wall, must be cut to correct length; O.A.L. 10.250"
8	Repair Sleeve	71-69	SL-22M Std Only	3/32" wall, must be cut to correct length; O.A.L. 10.250"
QTY	ENGINE BEARINGS	YEARS	PART NO.	DESCRIPTION
1	Main Set	71-69	5107M Std-1-10-20-30-40	VINTAGE
1	Main Set	71-69	7448M 20 20-40	VINTAGE; .10MM O/S length flange brg.
1	Rod Set	71-69	8-3380CPA Std-10-20-30-40	
1	Rod Set	71-69	8-3380A Std-1-10-20-30-40	A-Series aluminum bearings; Oil hole removed
1	Rod Set	71-69	8-3380A 10X2 10X2-20X2-30X2	A-Series aluminum bearings; Use in .002" O/S Rod Bore
1	Rod Set	71-69	8-7155CH Std-10	Race Performance
1	Rod Set	71-69	C8-7155CH Std-10	Race Performance; DUROSHIELD® coated bearings; w/o Dowel hole
8	Rod Pair	71-69	3380CPA Std-1-10-20-30-40	
8	Rod Pair	71-69	3380A Std-1-10-20-30-40	A-Series aluminum bearings; Oil hole removed
1	Cam Set	71-69	1204M Std-10	Babbitt material; Full round design
1	Cam Set	71-69	2102M Std Only	Race Performance
QTY	OIL PUMP	YEARS	PART NO.	DESCRIPTION
1	Oil Pump	71-69	224-41143	
1	Oil Pump	71-69	224-41143V	High Volume, check pan for clearance
1	Inter. Shaft	71-69	224-61143	
1	Screen Assy.	71-69	224-11143	VINTAGE
QTY	GASKETS	YEARS	PART NO.	DESCRIPTION
1	Kit Gasket Set	71-69	260-1028	VINTAGE; Premium valve stem seals incl.
QTY	FREEZE PLUGS	YEARS	PART NO.	DESCRIPTION
1	Brass Block Plug Kit	71-69	381-8015	
1	Steel Block Plug Kit	71-69	381-4010	
1	Brass Deep Cup Freeze Plug	71-69	381-9002	1.500" Diameter, 0.375" Height
1	Steel Deep Cup Freeze Plug	71-69	381-3095	0.500" Diameter
1	Steel Deep Cup Freeze Plug	71-69	381-3038	0.750" Diameter
1	Steel Deep Cup Freeze Plug	71-69	381-3133	1.500" Diameter, 0.375" Height
1	Steel Deep Cup Freeze Plug	71-69	381-3195	2.156" Diameter

66 352 5.8L (5769cc) OHV V8 (16 Valve), 4" Bore (Ford Eng.), 4 Bbl. "VIN H" 1961-1958

QTY	TIMING	YEARS	PART NO.	DESCRIPTION
1	3 Piece Set	61-58	KT3-494SA4	VINTAGE; (1) 222-494; (1) 223-284; (1) 223-321
1	Timing Chain	61-58	222-494	48 Links
1	Crank Sprocket	61-58	223-321	VINTAGE; 18 Teeth
QTY	CAMSHAFT/LIFTER	YEARS	PART NO.	DESCRIPTION
16	Lifter	61-58	HT-2083 Std Only	Hyd.
16	Lifter	61	AT-872 Std Only	Mech.; 1.830" Length
16	Lifter, Bulk	61-58	HT-2083B Std Only	Hyd.; Carton of 122
16	Lifter, Bulk	61	AT-872B Std Only	Mech.; Carton of 122
QTY	PUSH ROD	YEARS	PART NO.	DESCRIPTION
16	Push Rod	61-58	RP-3227R Std Only	Ball & ball type ends; Chrome-Moly; 9.5950" O.A.L.
16	Push Rod	61-58	RP-3230R Std Only	Ball & cup type ends; Chrome-Moly; 9.3300" O.A.L.
16	Push Rod	61-58	RP-3172C Std Only	VINTAGE; w/Hyd. lifters; 9.5910" O.A.L.
16	Push Rod	61-58	RP-3172B Std Only	VINTAGE; w/Hyd. lifters; Ball & ball type ends; 9.5600" O.A.L.

(continued on next page)

Ford Car (Incl. Edsel, Ford, Lincoln, Mercury)

352 5.8L (5769cc) OHV V8 (16 Valve), 4" Bore (Ford Eng.), 4 Bbl. "VIN H" 1961-1958 66
(cont.)

QTY	PART NO. (cont.)	YEARS	PART NO.	DESCRIPTION
16	Push Rod	61-58	RP-3172 Std Only	VINTAGE; w/Hyd. lifters; Ball & ball type ends; 9.6210" O.A.L.
16	Push Rod	61-58	RP-3172A Std Only	VINTAGE; w/Hyd. lifters; Ball & ball type ends; 9.6800" O.A.L.
16	Push Rod	61-60	RP-3023 Std Only	VINTAGE; w/Mech. lifters; Ball & cup type ends; 9.5300" O.A.L.
16	Push Rod	58	RP-3023 Std Only	VINTAGE; w/Hyd. lifters; Ball & cup type ends; 9.5300" O.A.L.
16	Push Rod, Bulk	61-58	BRP-3172B Std Only	VINTAGE; w/Hyd. lifters; Ball & ball type ends; Carton of 100; 9.5600" O.A.L.
16	Push Rod, Bulk	61-58	BRP-3172 Std Only	VINTAGE; w/Hyd. lifters; Ball & ball type ends; Carton of 100; 9.6210" O.A.L.
QTY	ROCKER PARTS	YEARS	PART NO.	DESCRIPTION
16	Arm	61-58	R-814 Std Only	VINTAGE; w/Hyd. lifters
2	Rocker Shaft	61-58	RS-621 Std Only	VINTAGE; w/Hyd. lifters
2	Rocker Shaft	61-58	RS-720 Std Only	VINTAGE; w/Mech. lifters
QTY	VALVE	YEARS	PART NO.	DESCRIPTION
8	Exhaust	61-58	V-1853 Std-15	VINTAGE; Chrome plated stem; 1.5580" Head Dia., 0.3715" Stem Dia., 5.4360" O.A.L.
8	Intake	61	V-1809 Std Only	VINTAGE; Chrome plated stem; 2.0300" Head Dia., 0.3716" Stem Dia., 5.4440" O.A.L.
QTY	VALVE SPRING	YEARS	PART NO.	DESCRIPTION
16	Spring	61	VS-1428 Std Only	VINTAGE; 2.3430" Free Height
16	Spring	59-58	VS-1428 Std Only	VINTAGE; 2.3430" Free Height
QTY	VALVE SEAL	YEARS	PART NO.	DESCRIPTION
16	Valve Stem Seal	61-58	ST-2002 Std Only	Installation requires valve guide machining; (PLY) Polyacrylate
16	Valve Stem Seal	61-58	ST-2014 Std Only	Use w/repair guide; Positive type; Installation requires valve guide machining; (TFL) PTFE
16	Valve Stem Seal	61-58	MV-1775C Std Only	VINTAGE; Umbrella type; (PLY) Polyacrylate
16	Valve Stem Seal Bulk	61-58	ST-2002BC Std Only	Positive type; Installation requires valve guide machining; Carton of 100; (PLY) Polyacrylate
16	Valve Stem Seal Bulk	61-58	MV-1775 Std Only	Umbrella type; Carton of 100; (PLY) Polyacrylate
16	Valve Stem Seal Bulk	61-58	ST-2014BC Std Only	Use w/repair guide; Positive type; Installation requires valve guide machining; Carton of 100; (TFL) PTFE
QTY	VALVE SEAT	YEARS	PART NO.	DESCRIPTION
8	Seat	61-58	245-1687-1 Std Only	Loc. Exh.; 1.6925" OD, 1.4060" ID, 0.2480" Depth
8	Seat	61-58	245-1687-1N Std Only	Loc. Exh.; Premium Material; 1.6925" OD, 1.4060" ID, 0.2480" Depth
8	Seat	61-58	245-2062-1 Std Only	Loc. Int.; 2.0680" OD, 1.8125" ID, 0.2480" Depth
QTY	VALVE, MISC	YEARS	PART NO.	DESCRIPTION
32	Keeper	61-58	VK-138A Std Only	1 groove; Square cut key groove; Carton pack 24
32	Keeper	61-58	VK-138 Std Only	1 groove; Square cut key groove; Carton pack 32
32	Keeper	61-58	VK-138R Std Only	1 groove; Square cut key groove; Hardened
32	Keeper, Bulk	61-58	VK-138B Std Only	1 groove; Square cut key groove; Carton of 1000
16	Spring Insert	61-58	259-103C Std Only	.015"; ID 1.030"; Carton of 100
16	Spring Insert	61-58	259-103B Std Only	.030"; ID 1.030"; Carton of 100
16	Spring Insert	61-58	259-103BRS Std Only	.030"; ID 1.030"; Carton of 500
16	Spring Insert	61-58	259-103A Std Only	.060"; ID 1.030"; Carton of 100
16	Spring Insert	61-58	259-103ARS Std Only	.060"; ID 1.030"; Carton of 500
QTY	PISTON	YEARS	PART NO.	DESCRIPTION
8	Cast Piston	61-58	246AP Std-20-30-40-60	VINTAGE; Cast
8	Cast Piston - Individual	61-58	W246AP Std-20-30	VINTAGE; Cast
8	Pin Bushing	61	2304V	VINTAGE; Split type bushing
8	Pin Bushing	61	2304V20	VINTAGE; Split type bushing
QTY	RINGS	YEARS	PART NO.	DESCRIPTION
1	Premium Set	61-58	E-248K Std-30-40-60	VINTAGE; 1-5/64, 1-3/32, 1-3/16; Premium Moly
1	Standard Set	61-58	E-248X Std-30-60	VINTAGE; 1-5/64, 1-3/32, 1-3/16; Iron
QTY	SLEEVE	YEARS	PART NO.	DESCRIPTION
1	Repair Sleeve	61-58	SL-22M Std Only	3/32" wall, must be cut to correct length; O.A.L. 10.250"
QTY	ENGINE BEARINGS	YEARS	PART NO.	DESCRIPTION
1	Main Set	61-58	4020M Std-10	VINTAGE; 3.684" max. flange OD
1	Rod Set	61-58	8-3230CP Std-10-20-30-40-50	VINTAGE; Squirt hole removed from all Ford V Engs.; 8-3230CA 60 avail. as unplated & resizeable
1	Rod Set	61-58	8-3230CA 60 60	VINTAGE; Unplated & resizeable; Squirt hole removed from all Ford V Engs.
8	Rod Pair	61-58	3230CP Std-1-2-10-20-30-40-50	VINTAGE; Squirt hole removed from all Ford V Engs.
1	Cam Set	61-58	1445M Std Only	VINTAGE

(continued on next page)

Ford Car (Incl. Edsel, Ford, Lincoln, Mercury)

66 352 5.8L (5769cc) OHV V8 (16 Valve), 4" Bore (Ford Eng.), 4 Bbl. "VIN H" 1961-1958
(cont.)

BLOCK	QTY	OIL PUMP	YEARS	PART NO.	DESCRIPTION
	1	Oil Pump	61-58	224-41173	VINTAGE
	1	Oil Pump	61-58	224-41177	VINTAGE; High Volume, check pan for clearance
	1	Inter. Shaft	61-58	224-61114	VINTAGE
	QTY	GASKETS	YEARS	PART NO.	DESCRIPTION
	1	Kit Gasket Set	61-58	260-1035	VINTAGE; Closed heat passage int. manifold gskts. not incl.; Exh. pipe flange not incl.; Exh. manifold heat shields not incl.
	QTY	FREEZE PLUGS	YEARS	PART NO.	DESCRIPTION
	1	Brass Block Plug Kit	61-58	381-8017	VINTAGE
	1	Steel Block Plug Kit	61-58	381-4015	VINTAGE
	1	Brass Deep Cup Freeze Plug	61-58	381-9031	1.750" Diameter
1	Steel Deep Cup Freeze Plug	61-58	381-3088	0.448" Diameter	
1	Steel Deep Cup Freeze Plug	61-58	381-3092	2.396" Diameter	
1	Steel Shallow Cup Freeze Plug	61-58	381-2057	1.750" Diameter	

67 352 5.8L (5769cc) OHV V8 (16 Valve), 4" Bore (Ford Eng.), 4 Bbl. "VIN R" 1961-1960

VALVE TRAIN	QTY	TIMING	YEARS	PART NO.	DESCRIPTION
	1	3 Piece Set	61-60	KT3-494SA4	VINTAGE; (1) 222-494; (1) 223-284; (1) 223-321
	1	Timing Chain	61-60	222-494	48 Links
	1	Crank Sprocket	61-60	223-321	VINTAGE; 18 Teeth
	QTY	CAMSHAFT/LIFTER	YEARS	PART NO.	DESCRIPTION
	16	Lifter	61-60	HT-2083 Std Only	Hyd.
	16	Lifter	61	AT-872 Std Only	Mech.; 1.830" Length
	16	Lifter, Bulk	61-60	HT-2083B Std Only	Hyd.; Carton of 122
	16	Lifter, Bulk	61	AT-872B Std Only	Mech.; Carton of 122
	QTY	PUSH ROD	YEARS	PART NO.	DESCRIPTION
16	Push Rod	61-60	RP-3227R Std Only	Ball & ball type ends; Chrome-Moly; 9.5950" O.A.L.	
16	Push Rod	61-60	RP-3230R Std Only	Ball & cup type ends; Chrome-Moly; 9.3300" O.A.L.	
16	Push Rod	61-60	RP-3172C Std Only	VINTAGE; w/Hyd. lifters; 9.5910" O.A.L.	
16	Push Rod	61-60	RP-3172B Std Only	VINTAGE; w/Hyd. lifters; Ball & ball type ends; 9.5600" O.A.L.	
16	Push Rod	61-60	RP-3172 Std Only	VINTAGE; w/Hyd. lifters; Ball & ball type ends; 9.6210" O.A.L.	
16	Push Rod	61-60	RP-3172A Std Only	VINTAGE; w/Hyd. lifters; Ball & ball type ends; 9.6800" O.A.L.	
16	Push Rod	61-60	RP-3023 Std Only	VINTAGE; w/Mech. lifters; Ball & cup type ends; 9.5300" O.A.L.	
16	Push Rod, Bulk	61-60	BRP-3172B Std Only	VINTAGE; w/Hyd. lifters; Ball & ball type ends; Carton of 100; 9.5600" O.A.L.	
16	Push Rod, Bulk	61-60	BRP-3172 Std Only	VINTAGE; w/Hyd. lifters; Ball & ball type ends; Carton of 100; 9.6210" O.A.L.	
QTY	ROCKER PARTS	YEARS	PART NO.	DESCRIPTION	
16	Arm	61-60	R-814 Std Only	VINTAGE; w/Hyd. lifters	
2	Rocker Shaft	61-60	RS-621 Std Only	VINTAGE; w/Hyd. lifters	
2	Rocker Shaft	61-60	RS-720 Std Only	VINTAGE; w/Mech. lifters	
QTY	VALVE	YEARS	PART NO.	DESCRIPTION	
8	Exhaust	61-60	V-1853 Std-15	VINTAGE; Chrome plated stem; 1.5580" Head Dia., 0.3715" Stem Dia., 5.4360" O.A.L.	
8	Intake	61	V-1809 Std Only	VINTAGE; Chrome plated stem; 2.0300" Head Dia., 0.3716" Stem Dia., 5.4440" O.A.L.	
QTY	VALVE SPRING	YEARS	PART NO.	DESCRIPTION	
16	Spring	61	VS-1428 Std Only	VINTAGE; 2.3430" Free Height	
QTY	VALVE SEAL	YEARS	PART NO.	DESCRIPTION	
16	Valve Stem Seal	61-60	ST-2002 Std Only	Installation requires valve guide machining; (PLY) Polyacrylate	
16	Valve Stem Seal	61-60	ST-2014 Std Only	Use w/repair guide; Positive type; Installation requires valve guide machining; (TFL) PTFE	
16	Valve Stem Seal	61-60	MV-1775C Std Only	VINTAGE; Umbrella type; (PLY) Polyacrylate	
16	Valve Stem Seal Bulk	61-60	ST-2002BC Std Only	Positive type; Installation requires valve guide machining; Carton of 100; (PLY) Polyacrylate	
16	Valve Stem Seal Bulk	61-60	MV-1775 Std Only	Umbrella type; Carton of 100; (PLY) Polyacrylate	
16	Valve Stem Seal Bulk	61-60	ST-2014BC Std Only	Use w/repair guide; Positive type; Installation requires valve guide machining; Carton of 100; (TFL) PTFE	
QTY	VALVE SEAT	YEARS	PART NO.	DESCRIPTION	
8	Seat	61-60	245-1687-1 Std Only	Loc. Exh.; 1.6925" OD, 1.4060" ID, 0.2480" Depth	
8	Seat	61-60	245-1687-1N Std Only	Loc. Exh.; Premium Material; 1.6925" OD, 1.4060" ID, 0.2480" Depth	
8	Seat	61-60	245-2062-1 Std Only	Loc. Int.; 2.0680" OD, 1.8125" ID, 0.2480" Depth	

(continued on next page)

Ford Car (Incl. Edsel, Ford, Lincoln, Mercury)

352 5.8L (5769cc) OHV V8 (16 Valve), 4" Bore (Ford Eng.), 4 Bbl. "VIN R" 1961-1960 67
(cont.)

QTY	VALVE, MISC	YEARS	PART NO.	DESCRIPTION
32	Keeper	61-60	VK-138A Std Only	1 groove; Square cut key groove; Carton pack 24
32	Keeper	61-60	VK-138 Std Only	1 groove; Square cut key groove; Carton pack 32
32	Keeper	61-60	VK-138R Std Only	1 groove; Square cut key groove; Hardened
32	Keeper, Bulk	61-60	VK-138B Std Only	1 groove; Square cut key groove; Carton of 1000
16	Spring Insert	61-60	259-103C Std Only	.015"; ID 1.030"; Carton of 100
16	Spring Insert	61-60	259-103B Std Only	.030"; ID 1.030"; Carton of 100
16	Spring Insert	61-60	259-103BRS Std Only	.030"; ID 1.030"; Carton of 500
16	Spring Insert	61-60	259-103A Std Only	.060"; ID 1.030"; Carton of 100
16	Spring Insert	61-60	259-103ARS Std Only	.060"; ID 1.030"; Carton of 500
QTY	PISTON	YEARS	PART NO.	DESCRIPTION
8	Cast Piston	61-60	246AP Std-20-30-40-60	VINTAGE; Cast
8	Cast Piston - Individual	61-60	W246AP Std-20-30	VINTAGE; Cast
8	Pin Bushing	61	2304V	VINTAGE; Split type bushing
8	Pin Bushing	61	2304V20	VINTAGE; Split type bushing
QTY	RINGS	YEARS	PART NO.	DESCRIPTION
1	Premium Set	61-60	E-248K Std-30-40-60	VINTAGE; 1-5/64, 1-3/32, 1-3/16; Premium Moly
1	Standard Set	61-60	E-248X Std-30-60	VINTAGE; 1-5/64, 1-3/32, 1-3/16; Iron
QTY	SLEEVE	YEARS	PART NO.	DESCRIPTION
1	Repair Sleeve	61-60	SL-22M Std Only	3/32" wall, must be cut to correct length; O.A.L. 10.250"
QTY	ENGINE BEARINGS	YEARS	PART NO.	DESCRIPTION
1	Main Set	61-60	4020M Std-10	VINTAGE; 3.684" max. flange OD
1	Rod Set	61-60	8-3230CP Std-10-20-30-40-50	VINTAGE; Squirt hole removed from all Ford V Engs.; 8-3230CA 60 avail. as unplated & resizeable
1	Rod Set	61-60	8-3230CA 60 60	VINTAGE; Unplated & resizeable; Squirt hole removed from all Ford V Engs.
8	Rod Pair	61-60	3230CP Std-1-2-10-20-30-40-50	VINTAGE; Squirt hole removed from all Ford V Engs.
1	Cam Set	61-60	1445M Std Only	VINTAGE
QTY	OIL PUMP	YEARS	PART NO.	DESCRIPTION
1	Oil Pump	61-60	224-41173	VINTAGE
1	Oil Pump	61-60	224-41177	VINTAGE; High Volume, check pan for clearance
1	Inter. Shaft	61-60	224-61114	VINTAGE
QTY	GASKETS	YEARS	PART NO.	DESCRIPTION
1	Kit Gasket Set	61-60	260-1035	VINTAGE; Closed heat passage int. manifold gskts. not incl.; Exh. pipe flange not incl.; Exh. manifold heat shields not incl.
QTY	FREEZE PLUGS	YEARS	PART NO.	DESCRIPTION
1	Brass Block Plug Kit	61-60	381-8017	VINTAGE
1	Steel Block Plug Kit	61-60	381-4015	VINTAGE
1	Brass Deep Cup Freeze Plug	61-60	381-9031	1.750" Diameter
1	Steel Deep Cup Freeze Plug	61-60	381-3088	0.448" Diameter
1	Steel Deep Cup Freeze Plug	61-60	381-3092	2.396" Diameter
1	Steel Shallow Cup Freeze Plug	61-60	381-2057	1.750" Diameter

352 5.8L (5769cc) OHV V8 (16 Valve), 4" Bore (Ford Eng.), 2 Bbl. "VIN X" 1963-1960 68

QTY	TIMING	YEARS	PART NO.	DESCRIPTION
1	3 Piece Set	63-60	KT3-494SA4	VINTAGE; (1) 222-494; (1) 223-284; (1) 223-321
1	3 Piece Set	63	KT3-494SA1	Exc. Ford Club Wagon Base; VINTAGE; w/1 pc. fuel pump ecc.; (1) 222-494; (1) 223-321; (1) 223-396
1	Timing Chain	63-60	222-494	48 Links
1	Crank Sprocket	63-60	223-321	VINTAGE; 18 Teeth
1	Cam Sprocket	63	223-396	Exc. Ford Club Wagon Base; VINTAGE; Installation doesn't require spacer on cam nose. Older type Engs. used spacer to fit on cam nose through the ID of thrust plate. New types have the spacer cast into sprocket hub; 36 Teeth
QTY	CAMSHAFT/LIFTER	YEARS	PART NO.	DESCRIPTION
1	Camshaft	63	CS-443	VINTAGE; Hyd.; Hydraulic, (050) Duration at .050 Lobe Lift, 186 Exh., 186 Int., 113 Degrees Lobe Separation
1	Prelube		55-403 Std Only	1.5 oz. packet
1	Prelube		55-400 Std Only	4 oz. bottle; 1.5 oz. packet No. 55-403 also avail.
16	Lifter	63-60	HT-2083 Std Only	Hyd.
16	Lifter	63-60	AT-872 Std Only	Mech.; 1.830" Length
16	Lifter, Bulk	63-60	HT-2083B Std Only	Hyd.; Carton of 122
16	Lifter, Bulk	63-60	AT-872B Std Only	Mech.; Carton of 122
QTY	PUSH ROD	YEARS	PART NO.	DESCRIPTION
16	Push Rod	63-60	RP-3227R Std Only	Ball & ball type ends; Chrome-Moly; 9.5950" O.A.L.
16	Push Rod	63-60	RP-3230R Std Only	Ball & cup type ends; Chrome-Moly; 9.3300" O.A.L.

(continued on next page)

Ford Car (Incl. Edsel, Ford, Lincoln, Mercury)

68 352 5.8L (5769cc) OHV V8 (16 Valve), 4" Bore (Ford Eng.), 2 Bbl. "VIN X" 1963-1960
(cont.)

QTY	PUSH ROD (cont.)	YEARS	PART NO.	DESCRIPTION
16	Push Rod	63-60	RP-3172C Std Only	VINTAGE; w/Hyd. lifters; 9.5910" O.A.L.
16	Push Rod	63-60	RP-3172B Std Only	VINTAGE; w/Hyd. lifters; Ball & ball type ends; 9.5600" O.A.L.
16	Push Rod	63-60	RP-3172 Std Only	VINTAGE; w/Hyd. lifters; Ball & ball type ends; 9.6210" O.A.L.
16	Push Rod	63-60	RP-3172A Std Only	VINTAGE; w/Hyd. lifters; Ball & ball type ends; 9.6800" O.A.L.
16	Push Rod, Bulk	63-60	BRP-3172B Std Only	VINTAGE; w/Hyd. lifters; Ball & ball type ends; Carton of 100; 9.5600" O.A.L.
16	Push Rod, Bulk	63-60	BRP-3172 Std Only	VINTAGE; w/Hyd. lifters; Ball & ball type ends; Carton of 100; 9.6210" O.A.L.
QTY	ROCKER PARTS	YEARS	PART NO.	DESCRIPTION
16	Arm	63-60	R-814 Std Only	VINTAGE; w/Hyd. lifters
2	Rocker Shaft	63-60	RS-621 Std Only	VINTAGE; w/Hyd. lifters
2	Rocker Shaft	63-60	RS-720 Std Only	VINTAGE; w/Mech. lifters
QTY	VALVE	YEARS	PART NO.	DESCRIPTION
8	Exhaust	63-60	V-1853 Std-15	VINTAGE; Chrome plated stem; 1.5580" Head Dia., 0.3715" Stem Dia., 5.4360" O.A.L.
8	Intake	63-62	V-1539 Std-15	Exc. Ford Fairlane Base; VINTAGE; 2.0270" Head Dia., 0.3716" Stem Dia., 5.4460" O.A.L.
8	Intake	61	V-1539 Std-15	VINTAGE; 2.0270" Head Dia., 0.3716" Stem Dia., 5.4460" O.A.L.
8	Intake	61	V-1809 Std Only	VINTAGE; Chrome plated stem; 2.0300" Head Dia., 0.3716" Stem Dia., 5.4440" O.A.L.
QTY	VALVE SPRING	YEARS	PART NO.	DESCRIPTION
16	Spring	63-60	VS-1428 Std Only	VINTAGE; 2.3430" Free Height
QTY	VALVE SEAL	YEARS	PART NO.	DESCRIPTION
16	Valve Stem Seal	63-60	ST-2002 Std Only	Installation requires valve guide machining; (PLY) Polyacrylate
16	Valve Stem Seal	63-60	ST-2014 Std Only	Use w/repair guide; Positive type; Installation requires valve guide machining; (TFL) PTFE
16	Valve Stem Seal	63-60	MV-1775C Std Only	VINTAGE; Umbrella type; (PLY) Polyacrylate
16	Valve Stem Seal Bulk	63-60	ST-2002BC Std Only	Positive type; Installation requires valve guide machining; Carton of 100; (PLY) Polyacrylate
16	Valve Stem Seal Bulk	63-60	MV-1775 Std Only	Umbrella type; Carton of 100; (PLY) Polyacrylate
16	Valve Stem Seal Bulk	63-60	ST-2014BC Std Only	Use w/repair guide; Positive type; Installation requires valve guide machining; Carton of 100; (TFL) PTFE
QTY	VALVE SEAT	YEARS	PART NO.	DESCRIPTION
8	Seat	63-60	245-1687-1 Std Only	Loc. Exh.; 1.6925" OD, 1.4060" ID, 0.2480" Depth
8	Seat	63-60	245-1687-1N Std Only	Loc. Exh.; Premium Material; 1.6925" OD, 1.4060" ID, 0.2480" Depth
8	Seat	63-60	245-2062-1 Std Only	Loc. Int.; 2.0680" OD, 1.8125" ID, 0.2480" Depth
QTY	VALVE, MISC	YEARS	PART NO.	DESCRIPTION
32	Keeper	63-60	VK-138A Std Only	1 groove; Square cut key groove; Carton pack 24
32	Keeper	63-60	VK-138 Std Only	1 groove; Square cut key groove; Carton pack 32
32	Keeper	63-60	VK-138R Std Only	1 groove; Square cut key groove; Hardened
32	Keeper, Bulk	63-60	VK-138B Std Only	1 groove; Square cut key groove; Carton of 1000
16	Spring Insert	63-60	259-103C Std Only	.015"; ID 1.030"; Carton of 100
16	Spring Insert	63-60	259-103B Std Only	.030"; ID 1.030"; Carton of 100
16	Spring Insert	63-60	259-103BRS Std Only	.030"; ID 1.030"; Carton of 500
16	Spring Insert	63-60	259-103A Std Only	.060"; ID 1.030"; Carton of 100
16	Spring Insert	63-60	259-103ARS Std Only	.060"; ID 1.030"; Carton of 500
QTY	PISTON	YEARS	PART NO.	DESCRIPTION
8	Cast Piston	63-60	246AP Std-20-30-40-60	VINTAGE; Cast
8	Cast Piston - Individual	63-60	W246AP Std-20-30	VINTAGE; Cast
8	Pin Bushing	63-62	2304V	Exc. Ford Fairlane Base; VINTAGE; Split type bushing
8	Pin Bushing	63-62	2304V20	Exc. Ford Fairlane Base; VINTAGE; Split type bushing
8	Pin Bushing	61	2304V	VINTAGE; Split type bushing
8	Pin Bushing	61	2304V20	VINTAGE; Split type bushing
QTY	RINGS	YEARS	PART NO.	DESCRIPTION
1	Premium Set	63-60	E-248K Std-30-40-60	VINTAGE; 1-5/64, 1-3/32, 1-3/16; Premium Moly
1	Standard Set	63-60	E-248X Std-30-60	VINTAGE; 1-5/64, 1-3/32, 1-3/16; Iron
QTY	SLEEVE	YEARS	PART NO.	DESCRIPTION
1	Repair Sleeve	63-60	SL-22M Std Only	3/32" wall, must be cut to correct length; O.A.L. 10.250"
QTY	ENGINE BEARINGS	YEARS	PART NO.	DESCRIPTION
1	Main Set	63-60	4020M Std-10	VINTAGE; 3.684" max. flange OD
1	Rod Set	63-60	8-3230CP Std-10-20-30-40-50	VINTAGE; Squirt hole removed from all Ford V Eng.; 8-3230CA 60 avail. as unplated & resizeable

(continued on next page)

Ford Car (Incl. Edsel, Ford, Lincoln, Mercury)

352 5.8L (5769cc) OHV V8 (16 Valve), 4" Bore (Ford Eng.), 2 Bbl. "VIN X" 1963-1960 68
(cont.)

BLOCK	QTY	ENGINE BEARINGS	YEARS	PART NO.	DESCRIPTION
	1	(cont.) Rod Set	63-60	8-3230CA 60	VINTAGE; Unplated & resizeable; Squirt hole removed from all Ford V Eng.
	8	Rod Pair	63-60	3230CP Std-1-2-10-20-30-40-50	VINTAGE; Squirt hole removed from all Ford V Eng.
	1	Cam Set	63-60	1445M Std Only	VINTAGE
BLOCK	QTY	OIL PUMP	YEARS	PART NO.	DESCRIPTION
	1	Oil Pump	63-60	224-41173	VINTAGE
	1	Oil Pump	63-60	224-41177	VINTAGE; High Volume, check pan for clearance
	1	Inter. Shaft	63-60	224-61114	VINTAGE
BLOCK	QTY	GASKETS	YEARS	PART NO.	DESCRIPTION
	1	Kit Gasket Set	63-60	260-1035	VINTAGE; Closed heat passage int. manifold gskts. not incl.; Exh. pipe flange not incl.; Exh. manifold heat shields not incl.
BLOCK	QTY	FREEZE PLUGS	YEARS	PART NO.	DESCRIPTION
	1	Brass Block Plug Kit	63-60	381-8017	VINTAGE
	1	Steel Block Plug Kit	63-60	381-4015	VINTAGE
	1	Brass Deep Cup Freeze Plug	63-60	381-9031	1.750" Diameter
	1	Steel Deep Cup Freeze Plug	63-60	381-3088	0.448" Diameter
	1	Steel Deep Cup Freeze Plug	63-60	381-3092	2.396" Diameter
	1	Steel Shallow Cup Freeze Plug	63-60	381-2057	1.750" Diameter

352 5.8L (5769cc) OHV V8 (16 Valve), 4" Bore (Ford Eng.), 4 Bbl. "VIN X" 1967-1964 69

VALVE TRAIN	QTY	TIMING	YEARS	PART NO.	DESCRIPTION
	1	3 Piece Set	67-64	KT3-494SA1	VINTAGE; w/1 pc. fuel pump ecc.; (1) 222-494; (1) 223-321; (1) 223-396
	1	Timing Chain	67-64	222-494	48 Links
	1	Crank Sprocket	67-64	223-321	VINTAGE; 18 Teeth
	1	Cam Sprocket	67-64	223-396	VINTAGE; Installation doesn't require spacer on cam nose. Older type Eng. used spacer to fit on cam nose through the ID of thrust plate. New types have the spacer cast into sprocket hub; 36 Teeth
VALVE TRAIN	QTY	CAMSHAFT/LIFTER	YEARS	PART NO.	DESCRIPTION
	1	Camshaft	66-64	CS-443	VINTAGE; Hyd.; Hydraulic, (050) Duration at .050 Lobe Lift, 186 Exh., 186 Int., 113 Degrees Lobe Separation
	1	Prelube		55-403 Std Only	1.5 oz. packet
	1	Prelube		55-400 Std Only	4 oz. bottle; 1.5 oz. packet No. 55-403 also avail.
	16	Lifter	66-64	HT-2083 Std Only	Hyd.
	16	Lifter, Bulk	66-64	HT-2083B Std Only	Hyd.; Carton of 122
VALVE TRAIN	QTY	PUSH ROD	YEARS	PART NO.	DESCRIPTION
	16	Push Rod	66-64	RP-3227R Std Only	Ball & ball type ends; Chrome-Moly; 9.5950" O.A.L.
	16	Push Rod	66-64	RP-3230R Std Only	Ball & cup type ends; Chrome-Moly; 9.3300" O.A.L.
	16	Push Rod	66-64	RP-3172C Std Only	VINTAGE; w/Hyd. lifters; 9.5910" O.A.L.
	16	Push Rod	66-64	RP-3172B Std Only	VINTAGE; w/Hyd. lifters; Ball & ball type ends; 9.5600" O.A.L.
	16	Push Rod	66-64	RP-3172 Std Only	VINTAGE; w/Hyd. lifters; Ball & ball type ends; 9.6210" O.A.L.
	16	Push Rod	66-64	RP-3172A Std Only	VINTAGE; w/Hyd. lifters; Ball & ball type ends; 9.6800" O.A.L.
	16	Push Rod	66-64	RP-3023 Std Only	VINTAGE; w/Mech. lifters; Ball & cup type ends; 9.5300" O.A.L.
	16	Push Rod, Bulk	66-64	BRP-3172B Std Only	VINTAGE; w/Hyd. lifters; Ball & ball type ends; Carton of 100; 9.5600" O.A.L.
	16	Push Rod, Bulk	66-64	BRP-3172 Std Only	VINTAGE; w/Hyd. lifters; Ball & ball type ends; Carton of 100; 9.6210" O.A.L.
VALVE TRAIN	QTY	ROCKER PARTS	YEARS	PART NO.	DESCRIPTION
	16	Arm	66-64	R-814 Std Only	VINTAGE; w/Hyd. lifters
	2	Rocker Shaft	66-64	RS-621 Std Only	VINTAGE; w/Hyd. lifters
	2	Rocker Shaft	66-64	RS-720 Std Only	VINTAGE; w/Mech. lifters
VALVE TRAIN	QTY	VALVE	YEARS	PART NO.	DESCRIPTION
	8	Exhaust	66-64	V-1853 Std-15	VINTAGE; Chrome plated stem; 1.5580" Head Dia., 0.3715" Stem Dia., 5.4360" O.A.L.
	8	Intake	66-64	V-1809 Std Only	VINTAGE; Chrome plated stem; 2.0300" Head Dia., 0.3716" Stem Dia., 5.4440" O.A.L.
VALVE TRAIN	QTY	VALVE SPRING	YEARS	PART NO.	DESCRIPTION
	16	Spring	66-64	VS-1428 Std Only	VINTAGE; 2.3430" Free Height
VALVE TRAIN	QTY	VALVE SEAL	YEARS	PART NO.	DESCRIPTION
	16	Valve Stem Seal	66-64	ST-2002 Std Only	Installation requires valve guide machining; (PLY) Polyacrylate

(continued on next page)

Ford Car (Incl. Edsel, Ford, Lincoln, Mercury)

69 352 5.8L (5769cc) OHV V8 (16 Valve), 4" Bore (Ford Eng.), 4 Bbl. "VIN X" 1967-1964
(cont.)

QTY	VALVE SEAL (cont.)	YEARS	PART NO.	DESCRIPTION
16	Valve Stem Seal	66-64	ST-2014 Std Only	Use w/repair guide; Positive type; Installation requires valve guide machining; (TFL) PTFE
16	Valve Stem Seal	66-64	MV-1775C Std Only	VINTAGE; Umbrella type; (PLY) Polyacrylate
16	Valve Stem Seal Bulk	66-64	ST-2002BC Std Only	Positive type; Installation requires valve guide machining; Carton of 100; (PLY) Polyacrylate
16	Valve Stem Seal Bulk	66-64	MV-1775 Std Only	Umbrella type; Carton of 100; (PLY) Polyacrylate
16	Valve Stem Seal Bulk	66-64	ST-2014BC Std Only	Use w/repair guide; Positive type; Installation requires valve guide machining; Carton of 100; (TFL) PTFE
QTY	VALVE SEAT	YEARS	PART NO.	DESCRIPTION
8	Seat	66-64	245-1687-1 Std Only	Loc. Exh.; 1.6925" OD, 1.4060" ID, 0.2480" Depth
8	Seat	66-64	245-1687-1N Std Only	Loc. Exh.; Premium Material; 1.6925" OD, 1.4060" ID, 0.2480" Depth
8	Seat	66-64	245-2062-1 Std Only	Loc. Int.; 2.0680" OD, 1.8125" ID, 0.2480" Depth
QTY	VALVE, MISC	YEARS	PART NO.	DESCRIPTION
32	Keeper	66-64	VK-138A Std Only	1 groove; Square cut key groove; Carton pack 24
32	Keeper	66-64	VK-138 Std Only	1 groove; Square cut key groove; Carton pack 32
32	Keeper	66-64	VK-138R Std Only	1 groove; Square cut key groove; Hardened
32	Keeper, Bulk	66-64	VK-138B Std Only	1 groove; Square cut key groove; Carton of 1000
16	Spring Insert	66-64	259-103C Std Only	.015"; ID 1.030"; Carton of 100
16	Spring Insert	66-64	259-103B Std Only	.030"; ID 1.030"; Carton of 100
16	Spring Insert	66-64	259-103BRS Std Only	.030"; ID 1.030"; Carton of 500
16	Spring Insert	66-64	259-103A Std Only	.060"; ID 1.030"; Carton of 100
16	Spring Insert	66-64	259-103ARS Std Only	.060"; ID 1.030"; Carton of 500
QTY	PISTON	YEARS	PART NO.	DESCRIPTION
8	Cast Piston	66-64	246AP Std-20-30-40-60	VINTAGE; Cast
8	Cast Piston - Individual	66-64	W246AP Std-20-30	VINTAGE; Cast
8	Pin Bushing	66-64	2304V	VINTAGE; Split type bushing
8	Pin Bushing	66-64	2304V20	VINTAGE; Split type bushing
QTY	RINGS	YEARS	PART NO.	DESCRIPTION
1	Premium Set	66	E-248K Std-30-40-60	VINTAGE; 1-5/64, 1-3/32, 1-3/16; Premium Moly
1	Premium Set	65-64	E-248K Std-30-40-60	Exc. Ford Fairlane Base; VINTAGE; 1-5/64, 1-3/32, 1-3/16; Premium Moly
1	Standard Set	66	E-248X Std-30-60	VINTAGE; 1-5/64, 1-3/32, 1-3/16; Iron
1	Standard Set	65-64	E-248X Std-30-60	Exc. Ford Fairlane Base; VINTAGE; 1-5/64, 1-3/32, 1-3/16; Iron
QTY	SLEEVE	YEARS	PART NO.	DESCRIPTION
1	Repair Sleeve	66-64	SL-22Y Std Only	1/8" wall, must be cut to correct length; O.A.L. 10.250"
1	Repair Sleeve	66-64	SL-22M Std Only	3/32" wall, must be cut to correct length; O.A.L. 10.250"
QTY	ENGINE BEARINGS	YEARS	PART NO.	DESCRIPTION
1	Main Set	66-64	4261M Std-1-10-20-30-40-50-60	VINTAGE; 3.824" max. flange OD
1	Rod Set	66-64	8-3230CP Std-10-20-30-40-50	VINTAGE; Squirt hole removed from all Ford V Eng.s.; 8-3230CA 60 avail. as unplated & resizeable
1	Rod Set	66-64	8-3230CA 60 60	VINTAGE; Unplated & resizeable; Squirt hole removed from all Ford V Eng.s.
8	Rod Pair	66-64	3230CP Std-1-2-10-20-30-40-50	VINTAGE; Squirt hole removed from all Ford V Eng.s.
1	Cam Set	66-64	1445M Std Only	VINTAGE
QTY	OIL PUMP	YEARS	PART NO.	DESCRIPTION
1	Oil Pump	66-64	224-41173	VINTAGE
1	Oil Pump	66-64	224-41177	VINTAGE; High Volume, check pan for clearance
1	Inter. Shaft	66-64	224-61114	VINTAGE
QTY	GASKETS	YEARS	PART NO.	DESCRIPTION
1	Kit Gasket Set	67-64	260-1035	VINTAGE; Closed heat passage int. manifold gskts. not incl.; Exh. pipe flange not incl.; Exh. manifold heat shields not incl.
QTY	FREEZE PLUGS	YEARS	PART NO.	DESCRIPTION
1	Brass Block Plug Kit	67-64	381-8017	VINTAGE
1	Steel Block Plug Kit	67-64	381-4015	VINTAGE
1	Brass Deep Cup Freeze Plug	67-64	381-9031	1.750" Diameter
1	Steel Deep Cup Freeze Plug	67-64	381-3088	0.448" Diameter
1	Steel Deep Cup Freeze Plug	67-64	381-3092	2.396" Diameter
1	Steel Shallow Cup Freeze Plug	67-64	381-2057	1.750" Diameter

70 352 5.8L (5769cc) OHV V8 (16 Valve), 4" Bore (Ford Eng.), 4 Bbl. "VIN Y" 1960

QTY	TIMING	YEARS	PART NO.	DESCRIPTION
1	3 Piece Set	60	KT3-494SA4	VINTAGE; (1) 222-494; (1) 223-284; (1) 223-321
1	Timing Chain	60	222-494	48 Links

(continued on next page)

Ford Car (Incl. Edsel, Ford, Lincoln, Mercury)

352 5.8L (5769cc) OHV V8 (16 Valve), 4" Bore (Ford Eng.), 4 Bbl. "VIN Y" 1960 **70**
(cont.)

QTY	TIMING (cont.)	YEARS	PART NO.	DESCRIPTION
1	Crank Sprocket	60	223-321	VINTAGE; 18 Teeth
QTY	CAMSHAFT/LIFTER	YEARS	PART NO.	DESCRIPTION
16	Lifter	60	HT-2083 Std Only	Hyd.
16	Lifter, Bulk	60	HT-2083B Std Only	Hyd.; Carton of 122
QTY	PUSH ROD	YEARS	PART NO.	DESCRIPTION
16	Push Rod	60	RP-3227R Std Only	Ball & ball type ends; Chrome-Moly; 9.5950" O.A.L.
16	Push Rod	60	RP-3230R Std Only	Ball & cup type ends; Chrome-Moly; 9.3300" O.A.L.
16	Push Rod	60	RP-3172C Std Only	VINTAGE; w/Hyd. lifters; 9.5910" O.A.L.
16	Push Rod	60	RP-3172B Std Only	VINTAGE; w/Hyd. lifters; Ball & ball type ends; 9.5600" O.A.L.
16	Push Rod	60	RP-3172 Std Only	VINTAGE; w/Hyd. lifters; Ball & ball type ends; 9.6210" O.A.L.
16	Push Rod	60	RP-3172A Std Only	VINTAGE; w/Hyd. lifters; Ball & ball type ends; 9.6800" O.A.L.
16	Push Rod	60	RP-3023 Std Only	VINTAGE; w/Mech. lifters; Ball & cup type ends; 9.5300" O.A.L.
16	Push Rod, Bulk	60	BRP-3172B Std Only	VINTAGE; w/Hyd. lifters; Ball & ball type ends; Carton of 100; 9.5600" O.A.L.
16	Push Rod, Bulk	60	BRP-3172 Std Only	VINTAGE; w/Hyd. lifters; Ball & ball type ends; Carton of 100; 9.6210" O.A.L.
QTY	ROCKER PARTS	YEARS	PART NO.	DESCRIPTION
16	Arm	60	R-814 Std Only	VINTAGE; w/Hyd. lifters
2	Rocker Shaft	60	RS-621 Std Only	VINTAGE; w/Hyd. lifters
2	Rocker Shaft	60	RS-720 Std Only	VINTAGE; w/Mech. lifters
QTY	VALVE	YEARS	PART NO.	DESCRIPTION
8	Exhaust	60	V-1853 Std-15	VINTAGE; Chrome plated stem; 1.5580" Head Dia., 0.3715" Stem Dia., 5.4360" O.A.L.
QTY	VALVE SEAL	YEARS	PART NO.	DESCRIPTION
16	Valve Stem Seal	60	ST-2002 Std Only	Installation requires valve guide machining; (PLY) Polyacrylate
16	Valve Stem Seal	60	ST-2014 Std Only	Use w/repair guide; Positive type; Installation requires valve guide machining; (TFL) PTFE
16	Valve Stem Seal	60	MV-1775C Std Only	VINTAGE; Umbrella type; (PLY) Polyacrylate
16	Valve Stem Seal Bulk	60	ST-2002BC Std Only	Positive type; Installation requires valve guide machining; Carton of 100; (PLY) Polyacrylate
16	Valve Stem Seal Bulk	60	MV-1775 Std Only	Umbrella type; Carton of 100; (PLY) Polyacrylate
16	Valve Stem Seal Bulk	60	ST-2014BC Std Only	Use w/repair guide; Positive type; Installation requires valve guide machining; Carton of 100; (TFL) PTFE
QTY	VALVE SEAT	YEARS	PART NO.	DESCRIPTION
8	Seat	60	245-1687-1 Std Only	Loc. Exh.; 1.6925" OD, 1.4060" ID, 0.2480" Depth
8	Seat	60	245-1687-1N Std Only	Loc. Exh.; Premium Material; 1.6925" OD, 1.4060" ID, 0.2480" Depth
8	Seat	60	245-2062-1 Std Only	Loc. Int.; 2.0680" OD, 1.8125" ID, 0.2480" Depth
QTY	VALVE, MISC	YEARS	PART NO.	DESCRIPTION
32	Keeper	60	VK-138A Std Only	1 groove; Square cut key groove; Carton pack 24
32	Keeper	60	VK-138 Std Only	1 groove; Square cut key groove; Carton pack 32
32	Keeper	60	VK-138R Std Only	1 groove; Square cut key groove; Hardened
32	Keeper, Bulk	60	VK-138B Std Only	1 groove; Square cut key groove; Carton of 1000
16	Spring Insert	60	259-103C Std Only	.015"; ID 1.030"; Carton of 100
16	Spring Insert	60	259-103B Std Only	.030"; ID 1.030"; Carton of 100
16	Spring Insert	60	259-103BRS Std Only	.030"; ID 1.030"; Carton of 500
16	Spring Insert	60	259-103A Std Only	.060"; ID 1.030"; Carton of 100
16	Spring Insert	60	259-103ARS Std Only	.060"; ID 1.030"; Carton of 500
QTY	PISTON	YEARS	PART NO.	DESCRIPTION
8	Cast Piston	60	246AP Std-20-30-40-60	VINTAGE; Cast
8	Cast Piston - Individual	60	W246AP Std-20-30	VINTAGE; Cast
QTY	RINGS	YEARS	PART NO.	DESCRIPTION
1	Premium Set	60	E-248K Std-30-40-60	VINTAGE; 1-5/64, 1-3/32, 1-3/16; Premium Moly
1	Standard Set	60	E-248X Std-30-60	VINTAGE; 1-5/64, 1-3/32, 1-3/16; Iron
QTY	SLEEVE	YEARS	PART NO.	DESCRIPTION
1	Repair Sleeve	60	SL-22M Std Only	3/32" wall, must be cut to correct length; O.A.L. 10.250"
QTY	ENGINE BEARINGS	YEARS	PART NO.	DESCRIPTION
1	Main Set	60	4020M Std-10	VINTAGE; 3.684" max. flange OD
1	Rod Set	60	8-3230CP Std-10-20-30-40-50	VINTAGE; Squirt hole removed from all Ford V Eng.; 8-3230CA 60 avail. as unplated & resizeable
1	Rod Set	60	8-3230CA 60 60	VINTAGE; Unplated & resizeable; Squirt hole removed from all Ford V Eng.
8	Rod Pair	60	3230CP Std-1-2-10-20-30-40-50	VINTAGE; Squirt hole removed from all Ford V Eng.

(continued on next page)

Ford Car (Incl. Edsel, Ford, Lincoln, Mercury)

70 352 5.8L (5769cc) OHV V8 (16 Valve), 4" Bore (Ford Eng.), 4 Bbl. "VIN Y" 1960
(cont.)

QTY	ENGINE BEARINGS			
	(cont.)	YEARS	PART NO.	DESCRIPTION
1	Cam Set	60	1445M Std Only	VINTAGE
QTY	OIL PUMP			
1	Oil Pump	60	224-41173	VINTAGE
1	Oil Pump	60	224-41177	VINTAGE; High Volume, check pan for clearance
1	Inter. Shaft	60	224-61114	VINTAGE
QTY	GASKETS			
1	Kit Gasket Set	60	260-1035	VINTAGE; Closed heat passage int. manifold gskts. not incl.; Exh. pipe flange not incl.; Exh. manifold heat shields not incl.
QTY	FREEZE PLUGS			
1	Brass Block Plug Kit	60	381-8017	VINTAGE
1	Steel Block Plug Kit	60	381-4015	VINTAGE
1	Brass Deep Cup Freeze Plug	60	381-9031	1.750" Diameter
1	Steel Deep Cup Freeze Plug	60	381-3088	0.448" Diameter
1	Steel Deep Cup Freeze Plug	60	381-3092	2.396" Diameter
1	Steel Shallow Cup Freeze Plug	60	381-2057	1.750" Diameter

71 361 5.9L (5917cc) OHV V8 (16 Valve), 4.05" Bore (Ford Eng.), 4 Bbl. "VIN W" 1959-1958

QTY	TIMING	YEARS	PART NO.	DESCRIPTION
1	3 Piece Set	59-58	KT3-494SA4	VINTAGE; (1) 222-494; (1) 223-284; (1) 223-321
1	Timing Chain	59-58	222-494	48 Links
1	Crank Sprocket	59-58	223-321	VINTAGE; 18 Teeth
QTY	CAMSHAFT/LIFTER			
16	Lifter	59-58	HT-2083 Std Only	Hyd.
16	Lifter, Bulk	59-58	HT-2083B Std Only	Hyd.; Carton of 122
QTY	PUSH ROD			
16	Push Rod	59-58	RP-3227R Std Only	Ball & ball type ends; Chrome-Moly; 9.5950" O.A.L.
16	Push Rod	59-58	RP-3172C Std Only	VINTAGE; 9.5910" O.A.L.
16	Push Rod	59-58	RP-3172B Std Only	VINTAGE; Ball & ball type ends; 9.5600" O.A.L.
16	Push Rod	59-58	RP-3172 Std Only	VINTAGE; Ball & ball type ends; 9.6210" O.A.L.
16	Push Rod	59-58	RP-3172A Std Only	VINTAGE; Ball & ball type ends; 9.6800" O.A.L.
16	Push Rod, Bulk	59-58	BRP-3172B Std Only	VINTAGE; Ball & ball type ends; Carton of 100; 9.5600" O.A.L.
16	Push Rod, Bulk	59-58	BRP-3172 Std Only	VINTAGE; Ball & ball type ends; Carton of 100; 9.6210" O.A.L.
QTY	ROCKER PARTS			
16	Arm	59-58	R-814 Std Only	VINTAGE
2	Rocker Shaft	59-58	RS-621 Std Only	VINTAGE
QTY	VALVE			
8	Exhaust	59-58	V-1853 Std-15	VINTAGE; Chrome plated stem; 1.5580" Head Dia., 0.3715" Stem Dia., 5.4360" O.A.L.
QTY	VALVE SPRING			
8	Spring	59-58	VS-1428 Std Only	VINTAGE; 2.3430" Free Height
QTY	VALVE SEAL			
16	Valve Stem Seal	59-58	ST-2002 Std Only	Installation requires valve guide machining; (PLY) Polyacrylate
16	Valve Stem Seal Bulk	59-58	ST-2002BC Std Only	Positive type; Installation requires valve guide machining; Carton of 100; (PLY) Polyacrylate
QTY	VALVE SEAT			
8	Seat	59-58	245-1687-1 Std Only	Loc. Exh.; 1.6925" OD, 1.4060" ID, 0.2480" Depth
8	Seat	59-58	245-1687-1N Std Only	Loc. Exh.; Premium Material; 1.6925" OD, 1.4060" ID, 0.2480" Depth
8	Seat	59-58	245-2062-1 Std Only	Loc. Int.; 2.0680" OD, 1.8125" ID, 0.2480" Depth
QTY	VALVE, MISC			
32	Keeper	59-58	VK-138A Std Only	1 groove; Square cut key groove; Carton pack 24
32	Keeper	59-58	VK-138 Std Only	1 groove; Square cut key groove; Carton pack 32
32	Keeper	59-58	VK-138R Std Only	1 groove; Square cut key groove; Hardened
32	Keeper, Bulk	59-58	VK-138B Std Only	1 groove; Square cut key groove; Carton of 1000
QTY	RINGS			
1	Premium Set	59-58	E-180K Std-20-30-40-60	VINTAGE; 1-5/64, 1-3/32, 1-3/16; Check piston grooving before using; Premium Moly
1	Standard Set	59-58	E-180X Std-20-30-40-60	VINTAGE; 1-5/64, 1-3/32, 1-3/16; Check piston grooving before using; Iron
QTY	GASKETS			
1	Kit Gasket Set	59-58	260-1035	VINTAGE; Closed heat passage int. manifold gskts. not incl.; Exh. pipe flange not incl.

(continued on next page)

Ford Car (Incl. Edsel, Ford, Lincoln, Mercury)

361 5.9L (5917cc) OHV V8 (16 Valve), 4.05" Bore (Ford Eng.), 4 Bbl. "VIN W" 1959-1958 71
(cont.)

QTY	FREEZE PLUGS	YEARS	PART NO.	DESCRIPTION
1	Brass Block Plug Kit	59-58	381-8017	VINTAGE
1	Steel Block Plug Kit	59-58	381-4015	VINTAGE
1	Brass Deep Cup Freeze Plug	59-58	381-9031	1.750" Diameter
1	Steel Deep Cup Freeze Plug	59-58	381-3088	0.448" Diameter
1	Steel Deep Cup Freeze Plug	59-58	381-3092	2.396" Diameter
1	Steel Shallow Cup Freeze Plug	59-58	381-2057	1.750" Diameter

368 6.0L (6032cc) OHV V8 (16 Valve) (Lincoln), 4" Bore (Ford Eng.), 2-4 Bbl. 1957 72

QTY	CAMSHAFT/LIFTER	YEARS	PART NO.	DESCRIPTION
16	Lifter	57	HT-2083 Std Only	Hyd.
16	Lifter, Bulk	57	HT-2083B Std Only	Hyd.; Carton of 122
QTY	VALVE GUIDE	YEARS	PART NO.	DESCRIPTION
8	Guide	57	VG-5061 Std Only	Loc. Exh.; 0.3430" ID, 2.3800" O.A.L
8	Guide	57	VG-5005H Std Only	Loc. Int.; Hardened; 0.3430" ID, 2.2500" O.A.L
8	Guide	57	VG-5005 Std Only	Loc. Int.; Plain; 0.3430" ID, 2.2500" O.A.L
8	Guide	57	VG-5005T Std Only	Loc. Int.; Threaded; 0.3425" ID, 2.2500" O.A.L
8	Guide, Bulk	57	VG-5005B Std Only	Loc. Int.; Plain; Carton of 50; 0.3430" ID, 2.2500" O.A.L
8	Guide, Bulk	57	VG-5005TB Std Only	Loc. Int.; Threaded; Carton of 50; 0.3425" ID, 2.2500" O.A.L
QTY	VALVE SEAL	YEARS	PART NO.	DESCRIPTION
16	Valve Stem Seal	57	ST-2001 Std Only	Positive type; Installation requires valve guide machining; (RBBTF) Rubber/PTFE
16	Valve Stem Seal	57	MV-1599C Std Only	Umbrella type; (RBB) Rubber
16	Valve Stem Seal Bulk	57	ST-2001BC Std Only	Positive type; Installation requires valve guide machining; Carton of 100; (RBBTF) Rubber/PTFE
16	Valve Stem Seal Bulk	57	MV-1599 Std Only	Umbrella type; Carton of 100; (RBB) Rubber
QTY	VALVE, MISC	YEARS	PART NO.	DESCRIPTION
16	Keeper	57	VK-115A Std Only	1 groove; Square cut key groove; Carton pack 24
16	Keeper	57	VK-115 Std Only	1 groove; Square cut key groove; Carton pack 32
16	Keeper	57	VK-115R Std Only	1 groove; Square cut key groove; Hardened
16	Keeper, Bulk	57	VK-115B Std Only	1 groove; Square cut key groove; Carton of 1000
QTY	PISTON	YEARS	PART NO.	DESCRIPTION
8	Pin Bushing	57	1834V	VINTAGE; 1.306" length
QTY	RINGS	YEARS	PART NO.	DESCRIPTION
1	Premium Set	57	E-248K Std-30-40-60	VINTAGE; 1-5/64, 1-3/32, 1-3/16; Premium Moly
1	Standard Set	57	E-248X Std-30-60	VINTAGE; 1-5/64, 1-3/32, 1-3/16; Iron
QTY	SLEEVE	YEARS	PART NO.	DESCRIPTION
8	Repair Sleeve	57	SL-22Y Std Only	1/8" wall, must be cut to correct length; O.A.L. 10.250"
8	Repair Sleeve	57	SL-22M Std Only	3/32" wall, must be cut to correct length; O.A.L. 10.250"
QTY	OIL PUMP	YEARS	PART NO.	DESCRIPTION
1	Oil Pump	57	224-41123	VINTAGE
1	Pump Repair Kit	57	224-51297	VINTAGE; Rotor type

368 6.0L (6032cc) OHV V8 (16 Valve) (Lincoln), 4" Bore (Ford Eng.), 4 Bbl. 1957-1956 73

QTY	CAMSHAFT/LIFTER	YEARS	PART NO.	DESCRIPTION
16	Lifter	57-56	HT-2083 Std Only	Hyd.
16	Lifter, Bulk	57-56	HT-2083B Std Only	Hyd.; Carton of 122
QTY	VALVE GUIDE	YEARS	PART NO.	DESCRIPTION
8	Guide	57-56	VG-5061 Std Only	Loc. Exh.; 0.3430" ID, 2.3800" O.A.L
8	Guide	57-56	VG-5005H Std Only	Loc. Int.; Hardened; 0.3430" ID, 2.2500" O.A.L
8	Guide	57-56	VG-5005 Std Only	Loc. Int.; Plain; 0.3430" ID, 2.2500" O.A.L
8	Guide	57-56	VG-5005T Std Only	Loc. Int.; Threaded; 0.3425" ID, 2.2500" O.A.L
8	Guide, Bulk	57-56	VG-5005B Std Only	Loc. Int.; Plain; Carton of 50; 0.3430" ID, 2.2500" O.A.L
8	Guide, Bulk	57-56	VG-5005TB Std Only	Loc. Int.; Threaded; Carton of 50; 0.3425" ID, 2.2500" O.A.L
QTY	VALVE SEAL	YEARS	PART NO.	DESCRIPTION
16	Valve Stem Seal	57-56	ST-2001 Std Only	Positive type; Installation requires valve guide machining; (RBBTF) Rubber/PTFE
16	Valve Stem Seal	57-56	MV-1599C Std Only	Umbrella type; (RBB) Rubber
16	Valve Stem Seal Bulk	57-56	ST-2001BC Std Only	Positive type; Installation requires valve guide machining; Carton of 100; (RBBTF) Rubber/PTFE
16	Valve Stem Seal Bulk	57-56	MV-1599 Std Only	Umbrella type; Carton of 100; (RBB) Rubber
QTY	VALVE, MISC	YEARS	PART NO.	DESCRIPTION
16	Keeper	57-56	VK-115A Std Only	1 groove; Square cut key groove; Carton pack 24
16	Keeper	57-56	VK-115 Std Only	1 groove; Square cut key groove; Carton pack 32
16	Keeper	57-56	VK-115R Std Only	1 groove; Square cut key groove; Hardened
16	Keeper, Bulk	57-56	VK-115B Std Only	1 groove; Square cut key groove; Carton of 1000

(continued on next page)

Ford Car (Incl. Edsel, Ford, Lincoln, Mercury)

73 368 6.0L (6032cc) OHV V8 (16 Valve) (Lincoln), 4" Bore (Ford Eng.), 4 Bbl. 1957-1956
(cont.)

	QTY	PISTON	YEARS	PART NO.	DESCRIPTION
BLOCK	8	Pin Bushing	57-56	1834V	VINTAGE; 1.306" length
	1	RINGS	YEARS	PART NO.	DESCRIPTION
	1	Premium Set	57-56	E-248K Std-30-40-60	VINTAGE; 1-5/64, 1-3/32, 1-3/16; Premium Moly
	1	Standard Set	57-56	E-248X Std-30-60	VINTAGE; 1-5/64, 1-3/32, 1-3/16; Iron
	8	SLEEVE	YEARS	PART NO.	DESCRIPTION
	8	Repair Sleeve	57-56	SL-22Y Std Only	1/8" wall, must be cut to correct length; O.A.L. 10.250"
	8	Repair Sleeve	57-56	SL-22M Std Only	3/32" wall, must be cut to correct length; O.A.L. 10.250"
	1	OIL PUMP	YEARS	PART NO.	DESCRIPTION
	1	Oil Pump	57-56	224-41123	VINTAGE
	1	Pump Repair Kit	57-56	224-51297	VINTAGE; Rotor type

74 383 6.3L (6277cc) OHV V8 (16 Valve) (Mercury), 4.2969" Bore (Ford Eng.), 4 Bbl. "VIN M" 1959-1958

	QTY	TIMING	YEARS	PART NO.	DESCRIPTION
VALVE TRAIN	1	Timing Chain	59-58	222-491	52 Links
	16	CAMSHAFT/LIFTER	YEARS	PART NO.	DESCRIPTION
	16	Lifter	59-58	HT-2083 Std Only	Hyd.
		Lifter, Bulk	59-58	HT-2083B Std Only	Hyd.; Carton of 122
	8	VALVE GUIDE	YEARS	PART NO.	DESCRIPTION
	8	Guide	59-58	VG-5007 Std Only	Loc. Exh.; 0.3725" ID, 2.3800" O.A.L
	8	Guide	59-58	VG-5008 Std Only	VINTAGE; Loc. Int.; 0.3725" ID, 2.7500" O.A.L
	8	Guide	59-58	VG-5076T Std Only	VINTAGE; Loc. Int.; Threaded; 0.3740" ID, 2.8750" O.A.L
	8	Guide, Bulk	59-58	VG-5007B Std Only	Loc. Exh.; Carton of 50; 0.3725" ID, 2.3800" O.A.L
	8	Guide, Bulk	59-58	VG-5008B Std Only	VINTAGE; Loc. Int.; Carton of 50; 0.3725" ID, 2.7500" O.A.L
8	Guide, Bulk	59-58	VG-5076TB Std Only	VINTAGE; Loc. Int.; Threaded; Carton of 50; 0.3740" ID, 2.8750" O.A.L	
16	VALVE SEAL	YEARS	PART NO.	DESCRIPTION	
	Valve Stem Seal	59-58	ST-2002 Std Only	Installation requires valve guide machining; (PLY) Polyacrylate	
8	Valve Stem Seal	59-58	MV-1775C Std Only	VINTAGE; Loc. Exh.; Umbrella type; (PLY) Polyacrylate	
8	Valve Stem Seal Bulk	59-58	MV-1775 Std Only	Loc. Exh.; Umbrella type; Carton of 100; (PLY) Polyacrylate	
16	Valve Stem Seal Bulk	59-58	ST-2002BC Std Only	Positive type; Installation requires valve guide machining; Carton of 100; (PLY) Polyacrylate	
32	VALVE, MISC	YEARS	PART NO.	DESCRIPTION	
32	Keeper	59-58	VK-138A Std Only	1 groove; Square cut key groove; Carton pack 24	
32	Keeper	59-58	VK-138 Std Only	1 groove; Square cut key groove; Carton pack 32	
32	Keeper	59-58	VK-138R Std Only	1 groove; Square cut key groove; Hardened	
32	Keeper, Bulk	59-58	VK-138B Std Only	1 groove; Square cut key groove; Carton of 1000	
BLOCK	1	RINGS	YEARS	PART NO.	DESCRIPTION
		Standard Set	59-58	E-183X Std Only	VINTAGE; 1-5/64, 1-3/32, 1-3/16; Iron
	8	ENGINE BEARINGS	YEARS	PART NO.	DESCRIPTION
		Rod Pair	59-58	2305CP Std-10	VINTAGE
1	OIL PUMP	YEARS	PART NO.	DESCRIPTION	
1	Oil Pump	59-58	224-41173	VINTAGE	
1	Oil Pump	59-58	224-43365A	VINTAGE; High Pressure	
1	Oil Pump	59-58	224-41177	VINTAGE; High Volume, check pan for clearance	
1	Inter. Shaft	59-58	224-61114	VINTAGE	

75 383 6.3L (6277cc) OHV V8 (16 Valve) (Mercury), 4.2969" Bore (Ford Eng.), 2 Bbl. "VIN N" 1960-1959

	QTY	TIMING	YEARS	PART NO.	DESCRIPTION
VALVE TRAIN	1	Timing Chain	60-59	222-491	52 Links
	16	CAMSHAFT/LIFTER	YEARS	PART NO.	DESCRIPTION
	16	Lifter	60-59	HT-2083 Std Only	Hyd.
		Lifter, Bulk	60-59	HT-2083B Std Only	Hyd.; Carton of 122
	8	VALVE GUIDE	YEARS	PART NO.	DESCRIPTION
	8	Guide	60-59	VG-5007 Std Only	Loc. Exh.; 0.3725" ID, 2.3800" O.A.L
	8	Guide	60-59	VG-5008 Std Only	VINTAGE; Loc. Int.; 0.3725" ID, 2.7500" O.A.L
	8	Guide	60-59	VG-5076T Std Only	VINTAGE; Loc. Int.; Threaded; 0.3740" ID, 2.8750" O.A.L
	8	Guide, Bulk	60-59	VG-5007B Std Only	Loc. Exh.; Carton of 50; 0.3725" ID, 2.3800" O.A.L
	8	Guide, Bulk	60-59	VG-5008B Std Only	VINTAGE; Loc. Int.; Carton of 50; 0.3725" ID, 2.7500" O.A.L
8	Guide, Bulk	60-59	VG-5076TB Std Only	VINTAGE; Loc. Int.; Threaded; Carton of 50; 0.3740" ID, 2.8750" O.A.L	
16	VALVE SEAL	YEARS	PART NO.	DESCRIPTION	
	Valve Stem Seal	60-59	ST-2002 Std Only	Installation requires valve guide machining; (PLY) Polyacrylate	
8	Valve Stem Seal	60-59	MV-1775C Std Only	VINTAGE; Loc. Exh.; Umbrella type; (PLY) Polyacrylate	
8	Valve Stem Seal Bulk	60-59	MV-1775 Std Only	Loc. Exh.; Umbrella type; Carton of 100; (PLY) Polyacrylate	

(continued on next page)

Ford Car (Incl. Edsel, Ford, Lincoln, Mercury)

383 6.3L (6277cc) OHV V8 (16 Valve) (Mercury), 4.2969" Bore (Ford Eng.), 2 Bbl. "VIN N" 1960-1959 75
(cont.)

	QTY	VALVE SEAL (cont.)	YEARS	PART NO.	DESCRIPTION
	16	Valve Stem Seal Bulk	60-59	ST-2002BC Std Only	Positive type; Installation requires valve guide machining; Carton of 100; (PLY) Polyacrylate
	QTY	VALVE, MISC	YEARS	PART NO.	DESCRIPTION
	32	Keeper	60-59	VK-138A Std Only	1 groove; Square cut key groove; Carton pack 24
	32	Keeper	60-59	VK-138 Std Only	1 groove; Square cut key groove; Carton pack 32
	32	Keeper	60-59	VK-138R Std Only	1 groove; Square cut key groove; Hardened
	32	Keeper, Bulk	60-59	VK-138B Std Only	1 groove; Square cut key groove; Carton of 1000
B L O C K	QTY	RINGS	YEARS	PART NO.	DESCRIPTION
	1	Standard Set	60-59	E-183X Std Only	VINTAGE; 1-5/64, 1-3/32, 1-3/16; Iron
	QTY	ENGINE BEARINGS	YEARS	PART NO.	DESCRIPTION
	8	Rod Pair	60-59	2305CP Std-10	VINTAGE
	QTY	OIL PUMP	YEARS	PART NO.	DESCRIPTION
1	Oil Pump	60-59	224-41173	VINTAGE	
1	Oil Pump	60-59	224-43365A	VINTAGE; High Pressure	
1	Oil Pump	60-59	224-41177	VINTAGE; High Volume, check pan for clearance	
1	Inter. Shaft	60-59	224-61114	VINTAGE	

390 6.4L (6392cc) OHV V8 (16 Valve), 4.05" Bore (Ford Eng.), 4 Bbl. "VIN 9" 1965-1963 76

V A L V E T R A I N	QTY	TIMING	YEARS	PART NO.	DESCRIPTION
	1	3 Piece Set	65-64	KT3-494SA1	VINTAGE; w/1 pc. fuel pump ecc.; (1) 222-494; (1) 223-321; (1) 223-396
	1	3 Piece Set	63	KT3-494SA4	VINTAGE; (1) 222-494; (1) 223-284; (1) 223-321
	1	Timing Chain	65-63	222-494	48 Links
	1	Crank Sprocket	65-63	223-321	VINTAGE; 18 Teeth
	1	Cam Sprocket	65-64	223-396	VINTAGE; Installation doesn't require spacer on cam nose. Older type Eng. used spacer to fit on cam nose through the ID of thrust plate. New types have the spacer cast into sprocket hub; 36 Teeth
	1	Cam Sprocket	63	223-396	Ford Thunderbird Base I Mercury Colony Park Base, Commuter Base, Country Cruiser Base, Marauder Base, Monterey Base; VINTAGE; Installation doesn't require spacer on cam nose. Older type Eng. used spacer to fit on cam nose through the ID of thrust plate. New types have the spacer cast into sprocket hub; 36 Teeth
	QTY	CAMSHAFT/LIFTER	YEARS	PART NO.	DESCRIPTION
	1	Camshaft	65-63	CS-443	VINTAGE; Hyd.; Hydraulic, (050) Duration at .050 Lobe Lift, 186 Exh., 186 Int., 113 Degrees Lobe Separation
	1	Prelube		55-403 Std Only	1.5 oz. packet
1	Prelube		55-400 Std Only	4 oz. bottle; 1.5 oz. packet No. 55-403 also avail.	
16	Lifter	65-63	HT-2083 Std Only	Hyd.	
16	Lifter	65-63	AT-872 Std Only	Mech.; 1.830" Length	
16	Lifter, Bulk	65-63	HT-2083B Std Only	Hyd.; Carton of 122	
16	Lifter, Bulk	65-63	AT-872B Std Only	Mech.; Carton of 122	
QTY	PUSH ROD	YEARS	PART NO.	DESCRIPTION	
16	Push Rod	65-63	RP-3172C Std Only	VINTAGE; w/Hyd. lifters; 9.5910" O.A.L.	
16	Push Rod	65-63	RP-3172B Std Only	VINTAGE; w/Hyd. lifters; Ball & ball type ends; 9.5600" O.A.L.	
16	Push Rod	65-63	RP-3172 Std Only	VINTAGE; w/Hyd. lifters; Ball & ball type ends; 9.6210" O.A.L.	
16	Push Rod	65-63	RP-3172A Std Only	VINTAGE; w/Hyd. lifters; Ball & ball type ends; 9.6800" O.A.L.	
16	Push Rod	65-63	RP-3023 Std Only	VINTAGE; w/Mech. lifters; Ball & cup type ends; 9.5300" O.A.L.	
16	Push Rod	65-63	RP-3227R Std Only	w/Hyd. lifters; Ball & ball type ends; Chrome-Moly; 9.5950" O.A.L.	
16	Push Rod	65-63	RP-3230R Std Only	w/Mech. lifters; Ball & cup type ends; Chrome-Moly; 9.3300" O.A.L.	
16	Push Rod	64	RP-3059 Std Only	VINTAGE; To 12/23/63; w/Hyd. lifters; 9.7700" O.A.L.	
16	Push Rod	63	RP-3059 Std Only	VINTAGE; w/Hyd. lifters; 9.7700" O.A.L.	
16	Push Rod, Bulk	65-63	BRP-3172B Std Only	VINTAGE; w/Hyd. lifters; Ball & ball type ends; Carton of 100; 9.5600" O.A.L.	
16	Push Rod, Bulk	65-63	BRP-3172 Std Only	VINTAGE; w/Hyd. lifters; Ball & ball type ends; Carton of 100; 9.6210" O.A.L.	
QTY	ROCKER PARTS	YEARS	PART NO.	DESCRIPTION	
16	Arm	65-63	R-814 Std Only	VINTAGE; Non-adj.	
2	Rocker Shaft	65-63	RS-621 Std Only	VINTAGE	
QTY	VALVE	YEARS	PART NO.	DESCRIPTION	
8	Exhaust	65-63	V-1853 Std-15	VINTAGE; Chrome plated stem; 1.5580" Head Dia., 0.3715" Stem Dia., 5.4360" O.A.L.	

(continued on next page)

Ford Car (Incl. Edsel, Ford, Lincoln, Mercury)

76 390 6.4L (6392cc) OHV V8 (16 Valve), 4.05" Bore (Ford Eng.), 4 Bbl. "VIN 9" 1965-1963
(cont.)

QTY	VALVE (cont.)	YEARS	PART NO.	DESCRIPTION
8	Intake	65-63	V-1539 Std-15	VINTAGE; 2.0270" Head Dia., 0.3716" Stem Dia., 5.4460" O.A.L.
8	Intake	65-63	V-1809 Std Only	VINTAGE; Chrome plated stem; 2.0300" Head Dia., 0.3716" Stem Dia., 5.4440" O.A.L.
QTY	VALVE GUIDE	YEARS	PART NO.	DESCRIPTION
8	Guide	65-63	VG-5007 Std Only	Loc. Exhaust; 0.3725" ID, 2.3800" O.A.L
8	Guide	65-63	VG-5007 Std Only	Loc. Intake; 0.3725" ID, 2.3800" O.A.L
8	Guide, Bulk	65-63	VG-5007B Std Only	Loc. Exhaust; Carton of 50; 0.3725" ID, 2.3800" O.A.L
8	Guide, Bulk	65-63	VG-5007B Std Only	Loc. Intake; Carton of 50; 0.3725" ID, 2.3800" O.A.L
QTY	VALVE SEAL	YEARS	PART NO.	DESCRIPTION
16	Valve Stem Seal	65-63	ST-2002 Std Only	Use w/O.E. guide; Installation requires valve guide machining; (PLY) Polyacrylate
16	Valve Stem Seal	65-63	ST-2014 Std Only	Use w/repair guide; Positive type; Installation requires valve guide machining; (TFL) PTFE
16	Valve Stem Seal	65-63	MV-1775C Std Only	VINTAGE; Umbrella type; (PLY) Polyacrylate
16	Valve Stem Seal Bulk	65-63	MV-1775 Std Only	Umbrella type; Carton of 100; (PLY) Polyacrylate
16	Valve Stem Seal Bulk	65-63	ST-2002BC Std Only	Use w/O.E. guide; Positive type; Installation requires valve guide machining; Carton of 100; (PLY) Polyacrylate
16	Valve Stem Seal Bulk	65-63	ST-2014BC Std Only	Use w/repair guide; Positive type; Installation requires valve guide machining; Carton of 100; (TFL) PTFE
QTY	VALVE SEAT	YEARS	PART NO.	DESCRIPTION
8	Seat	65-63	245-1687-1 Std Only	Loc. Exh.; 1.6925" OD, 1.4060" ID, 0.2480" Depth
8	Seat	65-63	245-1687-1N Std Only	Loc. Exh.; Premium Material; 1.6925" OD, 1.4060" ID, 0.2480" Depth
8	Seat	65-63	245-2062-1 Std Only	Loc. Int.; 2.0680" OD, 1.8125" ID, 0.2480" Depth
QTY	VALVE, MISC	YEARS	PART NO.	DESCRIPTION
32	Keeper	65-63	VK-138A Std Only	1 groove; Square cut key groove; Carton pack 24
32	Keeper	65-63	VK-138 Std Only	1 groove; Square cut key groove; Carton pack 32
32	Keeper	65-63	VK-138R Std Only	1 groove; Square cut key groove; Hardened
32	Keeper, Bulk	65-63	VK-138B Std Only	1 groove; Square cut key groove; Carton of 1000
16	Spring Insert	65-63	259-103C Std Only	.015"; ID 1.030"; Carton of 100
16	Spring Insert	65-63	259-103B Std Only	.030"; ID 1.030"; Carton of 100
16	Spring Insert	65-63	259-103BRS Std Only	.030"; ID 1.030"; Carton of 500
16	Spring Insert	65-63	259-103A Std Only	.060"; ID 1.030"; Carton of 100
16	Spring Insert	65-63	259-103ARS Std Only	.060"; ID 1.030"; Carton of 500
QTY	PISTON	YEARS	PART NO.	DESCRIPTION
8	Cast Piston	65-63	H304P Std-20-30-40-60	VINTAGE; Hypereutectic; .9751" Pin Dia.; 1 Ring 5/64 Groove, 1 Ring 3/32 Groove, 1 Ring 3/16 Groove, 1.759 CD, Recessed Head .080 deep x 3.220 dia. w/4 valve reliefs
8	Cast Piston - Individual	65-63	WH304P Std-20-30-40-60	VINTAGE; Hypereutectic; .9751" Pin Dia.; 1 Ring 5/64 Groove, 1 Ring 3/32 Groove, 1 Ring 3/16 Groove, 1.759 CD, Recessed Head .080 deep x 3.220 dia. w/4 valve reliefs
8	Pin Bushing	65-63	2304V	VINTAGE; Split type bushing
8	Pin Bushing	65-63	2304V20	VINTAGE; Split type bushing
QTY	RINGS	YEARS	PART NO.	DESCRIPTION
1	Premium Set	65-63	E-180K Std-20-30-40-60	VINTAGE; 1-5/64, 1-3/32, 1-3/16; Check piston grooving before using; Premium Moly
1	Premium Set	65-63	E-260K Std Only	VINTAGE; 2-5/64, 1-3/16; Check piston grooving before using; Premium Moly
1	Standard Set	65-63	E-180X Std-20-30-40-60	VINTAGE; 1-5/64, 1-3/32, 1-3/16; Check piston grooving before using; Iron
QTY	SLEEVE	YEARS	PART NO.	DESCRIPTION
8	Repair Sleeve	65-63	SL-197M Std Only	VINTAGE; 3/32" wall, cut to length; Press fit sleeve
QTY	ENGINE BEARINGS	YEARS	PART NO.	DESCRIPTION
1	Main Set	65-63	125M Std-10	Performance; 3/4 grooved
1	Main Set	65-63	4261M Std-1-10-20-30-40-50-60	VINTAGE; 3.824" max. flange OD
1	Main Set	63	4020M Std-10	VINTAGE; 3.684" max. flange OD
1	Rod Set	65-63	8-7170CH Std-1-10-20	Performance
1	Rod Set	65-63	8-3230CP Std-10-20-30-40-50	VINTAGE; Squirt hole removed from all Ford V Eng.; 8-3230CA 60 avail. as unplated & resizeable
1	Rod Set	65-63	8-3230CA 60 60	VINTAGE; Unplated & resizeable; Squirt hole removed from all Ford V Eng.
8	Rod Pair	65-63	3230CP Std-1-2-10-20-30-40-50	VINTAGE; Squirt hole removed from all Ford V Eng.
1	Cam Set	65-63	1445M Std Only	VINTAGE
QTY	OIL PUMP	YEARS	PART NO.	DESCRIPTION
1	Oil Pump	65-63	224-41173	VINTAGE

VALVE TRAIN

VALVE TRAIN

BLOCK

BLOCK

(continued on next page)

Ford Car (Incl. Edsel, Ford, Lincoln, Mercury)

390 6.4L (6392cc) OHV V8 (16 Valve), 4.05" Bore (Ford Eng.), 4 Bbl. "VIN 9" 1965-1963 76
(cont.)

BLOCK	QTY	OIL PUMP (cont.)	YEARS	PART NO.	DESCRIPTION
	1	Oil Pump	65-63	224-41177	VINTAGE; High Volume, check pan for clearance
	1	Inter. Shaft	65-63	224-61114	VINTAGE
	1	Screen Assy.	65-63	224-14159	VINTAGE
	QTY	GASKETS	YEARS	PART NO.	DESCRIPTION
	1	Kit Gasket Set	65-63	260-1035	VINTAGE; Exh. pipe flange not incl.; Exh. manifold heat shields not incl.
	QTY	FREEZE PLUGS	YEARS	PART NO.	DESCRIPTION
	1	Brass Block Plug Kit	65-63	381-8017	VINTAGE
	1	Steel Block Plug Kit	65-63	381-4015	VINTAGE
	1	Brass Deep Cup Freeze Plug	65-63	381-9031	1.750" Diameter
	1	Steel Deep Cup Freeze Plug	65-63	381-3088	0.448" Diameter
	1	Steel Deep Cup Freeze Plug	65-63	381-3092	2.396" Diameter
	1	Steel Shallow Cup Freeze Plug	65-63	381-2057	1.750" Diameter

390 6.4L (6392cc) OHV V8 (16 Valve), 4.05" Bore (Ford Eng.), 2 Bbl. "VIN H" 1969-1964 77

VALVE TRAIN	QTY	TIMING	YEARS	PART NO.	DESCRIPTION
	1	3 Piece Set	69-64	KT3-494SA1	VINTAGE; w/1 pc. fuel pump ecc.; (1) 222-494; (1) 223-321; (1) 223-396
	1	Timing Chain	69-64	222-494	48 Links
	1	Crank Sprocket	69-64	223-321	VINTAGE; 18 Teeth
	1	Cam Sprocket	69-64	223-396	VINTAGE; Installation doesn't require spacer on cam nose. Older type Eng. used spacer to fit on cam nose through the ID of thrust plate. New types have the spacer cast into sprocket hub; 36 Teeth
	QTY	CAMSHAFT/LIFTER	YEARS	PART NO.	DESCRIPTION
	1	Camshaft	68-67	CS-643	VINTAGE; Hydraulic, (050) Duration at .050 Lobe Lift, 199 Exh., 192 Int., 112 Degrees Lobe Separation
	1	Camshaft	65-64	CS-443	VINTAGE; Hyd.; Hydraulic, (050) Duration at .050 Lobe Lift, 186 Exh., 186 Int., 113 Degrees Lobe Separation
	1	Prelube		55-403 Std Only	1.5 oz. packet
	1	Prelube		55-400 Std Only	4 oz. bottle; 1.5 oz. packet No. 55-403 also avail.
	16	Lifter	69-64	HT-2083 Std Only	Hyd.
	16	Lifter	69-64	AT-872 Std Only	Mech.; 1.830" Length
	16	Lifter, Bulk	69-64	HT-2083B Std Only	Hyd.; Carton of 122
	16	Lifter, Bulk	69-64	AT-872B Std Only	Mech.; Carton of 122
	QTY	PUSH ROD	YEARS	PART NO.	DESCRIPTION
	16	Push Rod	69-66	RP-3227R Std Only	Ball & ball type ends; Chrome-Moly; 9.5950" O.A.L.
	16	Push Rod	69-66	RP-3172C Std Only	VINTAGE; 9.5910" O.A.L.
	16	Push Rod	69-66	RP-3172B Std Only	VINTAGE; Ball & ball type ends; 9.5600" O.A.L.
	16	Push Rod	69-66	RP-3172 Std Only	VINTAGE; Ball & ball type ends; 9.6210" O.A.L.
	16	Push Rod	69-66	RP-3172A Std Only	VINTAGE; Ball & ball type ends; 9.6800" O.A.L.
	16	Push Rod	65-64	RP-3172C Std Only	VINTAGE; w/Hyd. lifters; 9.5910" O.A.L.
	16	Push Rod	65-64	RP-3172B Std Only	VINTAGE; w/Hyd. lifters; Ball & ball type ends; 9.5600" O.A.L.
	16	Push Rod	65-64	RP-3172 Std Only	VINTAGE; w/Hyd. lifters; Ball & ball type ends; 9.6210" O.A.L.
	16	Push Rod	65-64	RP-3172A Std Only	VINTAGE; w/Hyd. lifters; Ball & ball type ends; 9.6800" O.A.L.
	16	Push Rod	65-64	RP-3023 Std Only	VINTAGE; w/Mech. lifters; Ball & cup type ends; 9.5300" O.A.L.
	16	Push Rod	65-64	RP-3227R Std Only	w/Hyd. lifters; Ball & ball type ends; Chrome-Moly; 9.5950" O.A.L.
	16	Push Rod	65-64	RP-3230R Std Only	w/Mech. lifters; Ball & cup type ends; Chrome-Moly; 9.3300" O.A.L.
	16	Push Rod	64	RP-3059 Std Only	VINTAGE; To 12/23/63; w/Hyd. lifters; 9.7700" O.A.L.
	16	Push Rod, Bulk	69-66	BRP-3172B Std Only	VINTAGE; Ball & ball type ends; Carton of 100; 9.5600" O.A.L.
	16	Push Rod, Bulk	69-66	BRP-3172 Std Only	VINTAGE; Ball & ball type ends; Carton of 100; 9.6210" O.A.L.
	16	Push Rod, Bulk	65-64	BRP-3172B Std Only	VINTAGE; w/Hyd. lifters; Ball & ball type ends; Carton of 100; 9.5600" O.A.L.
	16	Push Rod, Bulk	65-64	BRP-3172 Std Only	VINTAGE; w/Hyd. lifters; Ball & ball type ends; Carton of 100; 9.6210" O.A.L.
	QTY	ROCKER PARTS	YEARS	PART NO.	DESCRIPTION
	16	Arm	69-64	R-814 Std Only	VINTAGE; Non-adj.
	2	Rocker Shaft	69-64	RS-621 Std Only	VINTAGE
	QTY	VALVE	YEARS	PART NO.	DESCRIPTION
	8	Exhaust	69-64	V-1853 Std-15	VINTAGE; Chrome plated stem; 1.5580" Head Dia., 0.3715" Stem Dia., 5.4360" O.A.L.

(continued on next page)

Ford Car (Incl. Edsel, Ford, Lincoln, Mercury)

77 390 6.4L (6392cc) OHV V8 (16 Valve), 4.05" Bore (Ford Eng.), 2 Bbl. "VIN H" 1969-1964
(cont.)

QTY	VALVE (cont.)	YEARS	PART NO.	DESCRIPTION
8	Intake	69-64	V-1539 Std-15	VINTAGE; 2.0270" Head Dia., 0.3716" Stem Dia., 5.4460" O.A.L.
8	Intake	69-64	V-1809 Std Only	VINTAGE; Chrome plated stem; 2.0300" Head Dia., 0.3716" Stem Dia., 5.4440" O.A.L.
QTY	VALVE GUIDE	YEARS	PART NO.	DESCRIPTION
8	Guide	69-64	VG-5007 Std Only	Loc. Exhaust; 0.3725" ID, 2.3800" O.A.L
8	Guide	69-64	VG-5007 Std Only	Loc. Intake; 0.3725" ID, 2.3800" O.A.L
8	Guide, Bulk	69-64	VG-5007B Std Only	Loc. Exhaust; Carton of 50; 0.3725" ID, 2.3800" O.A.L
8	Guide, Bulk	69-64	VG-5007B Std Only	Loc. Intake; Carton of 50; 0.3725" ID, 2.3800" O.A.L
QTY	VALVE SPRING	YEARS	PART NO.	DESCRIPTION
16	Spring	69-66	VS-682 Std Only	VINTAGE; Incl. damper; 2.1200" Free Height
16	Spring, Bulk	69-66	VS-682B Std Only	VINTAGE; Incl. damper; Carton of 200; 2.1200" Free Height
QTY	VALVE SEAL	YEARS	PART NO.	DESCRIPTION
16	Valve Stem Seal	69-64	ST-2002 Std Only	Use w/O.E. guide; Installation requires valve guide machining; (PLY) Polyacrylate
16	Valve Stem Seal	69-64	ST-2014 Std Only	Use w/repair guide; Positive type; Installation requires valve guide machining; (TFL) PTFE
16	Valve Stem Seal	69-64	MV-1775C Std Only	VINTAGE; Umbrella type; (PLY) Polyacrylate
16	Valve Stem Seal Bulk	69-64	MV-1775 Std Only	Umbrella type; Carton of 100; (PLY) Polyacrylate
16	Valve Stem Seal Bulk	69-64	ST-2002BC Std Only	Use w/O.E. guide; Positive type; Installation requires valve guide machining; Carton of 100; (PLY) Polyacrylate
16	Valve Stem Seal Bulk	69-64	ST-2014BC Std Only	Use w/repair guide; Positive type; Installation requires valve guide machining; Carton of 100; (TFL) PTFE
QTY	VALVE SEAT	YEARS	PART NO.	DESCRIPTION
8	Seat	69-64	245-1687-1 Std Only	Loc. Exh.; 1.6925" OD, 1.4060" ID, 0.2480" Depth
8	Seat	69-64	245-1687-1N Std Only	Loc. Exh.; Premium Material; 1.6925" OD, 1.4060" ID, 0.2480" Depth
8	Seat	69-64	245-2062-1 Std Only	Loc. Int.; 2.0680" OD, 1.8125" ID, 0.2480" Depth
QTY	VALVE, MISC	YEARS	PART NO.	DESCRIPTION
32	Keeper	69-64	VK-138A Std Only	1 groove; Square cut key groove; Carton pack 24
32	Keeper	69-64	VK-138 Std Only	1 groove; Square cut key groove; Carton pack 32
32	Keeper	69-64	VK-138R Std Only	1 groove; Square cut key groove; Hardened
32	Keeper, Bulk	69-64	VK-138B Std Only	1 groove; Square cut key groove; Carton of 1000
16	Spring Insert	69-64	259-103C Std Only	.015"; ID 1.030"; Carton of 100
16	Spring Insert	69-64	259-103B Std Only	.030"; ID 1.030"; Carton of 100
16	Spring Insert	69-64	259-103BRS Std Only	.030"; ID 1.030"; Carton of 500
16	Spring Insert	69-64	259-103A Std Only	.060"; ID 1.030"; Carton of 100
16	Spring Insert	69-64	259-103ARS Std Only	.060"; ID 1.030"; Carton of 500
QTY	PISTON	YEARS	PART NO.	DESCRIPTION
8	Cast Piston	69-64	H304P Std-20-30-40-60	VINTAGE; Hypereutectic; .9751" Pin Dia.; 1 Ring 5/64 Groove, 1 Ring 3/32 Groove, 1 Ring 3/16 Groove, 1.759 CD, Recessed Head .080 deep x 3.220 dia. w/4 valve reliefs
8	Cast Piston - Individual	69-64	WH304P Std-20-30-40-60	VINTAGE; Hypereutectic; .9751" Pin Dia.; 1 Ring 5/64 Groove, 1 Ring 3/32 Groove, 1 Ring 3/16 Groove, 1.759 CD, Recessed Head .080 deep x 3.220 dia. w/4 valve reliefs
8	Pin Bushing	69-64	2304V	VINTAGE; Split type bushing
8	Pin Bushing	69-64	2304V20	VINTAGE; Split type bushing
QTY	RINGS	YEARS	PART NO.	DESCRIPTION
1	Premium Set	69-64	E-180K Std-20-30-40-60	VINTAGE; 1-5/64, 1-3/32, 1-3/16; Check piston grooving before using; Premium Moly
1	Premium Set	69-64	E-260K Std Only	VINTAGE; 2-5/64, 1-3/16; Check piston grooving before using; Premium Moly
1	Standard Set	69-64	E-180X Std-20-30-40-60	VINTAGE; 1-5/64, 1-3/32, 1-3/16; Check piston grooving before using; Iron
QTY	SLEEVE	YEARS	PART NO.	DESCRIPTION
8	Repair Sleeve	69-64	SL-197M Std Only	VINTAGE; 3/32" wall, cut to length; Press fit sleeve
QTY	ENGINE BEARINGS	YEARS	PART NO.	DESCRIPTION
1	Main Set	69-64	125M Std-10	Performance; 3/4 grooved
1	Main Set	69-64	4261M Std-1-10-20-30-40-50-60	VINTAGE; 3.824" max. flange OD
1	Rod Set	69-64	8-7170CH Std-1-10-20	Performance
1	Rod Set	69-64	8-3230CP Std-10-20-30-40-50	VINTAGE; Squirt hole removed from all Ford V Engs.; 8-3230CA 60 avail. as unplated & resizeable
1	Rod Set	69-64	8-3230CA 60 60	VINTAGE; Unplated & resizeable; Squirt hole removed from all Ford V Engs.
8	Rod Pair	69-64	3230CP Std-1-2-10-20-30-40-50	VINTAGE; Squirt hole removed from all Ford V Engs.

(continued on next page)

Ford Car (Incl. Edsel, Ford, Lincoln, Mercury)

390 6.4L (6392cc) OHV V8 (16 Valve), 4.05" Bore (Ford Eng.), 2 Bbl. "VIN H" 1969-1964 77
(cont.)

BLOCK	QTY	ENGINE BEARINGS	YEARS	PART NO.	DESCRIPTION	BLOCK
	1	(cont.) Cam Set	69-64	1445M Std Only	VINTAGE	
	QTY	OIL PUMP	YEARS	PART NO.	DESCRIPTION	
	1	Oil Pump	69-64	224-41173	VINTAGE	
	1	Oil Pump	69-66	224-43365A	VINTAGE; High Pressure	
	1	Oil Pump	69-64	224-41177	VINTAGE; High Volume, check pan for clearance	
	1	Inter. Shaft	69-64	224-61114	VINTAGE	
	1	Screen Assy.	69-66	224-14158	VINTAGE	
	1	Screen Assy.	65-64	224-14159	VINTAGE	
	QTY	GASKETS	YEARS	PART NO.	DESCRIPTION	
	1	Kit Gasket Set	69-64	260-1035	VINTAGE; Exh. pipe flange not incl.; Exh. manifold heat shields not incl.	
	QTY	FREEZE PLUGS	YEARS	PART NO.	DESCRIPTION	
	1	Brass Block Plug Kit	69-64	381-8017	VINTAGE	
	1	Steel Block Plug Kit	69-64	381-4015	VINTAGE	
	1	Brass Deep Cup Freeze Plug	69-64	381-9031	1.750" Diameter	
	1	Steel Deep Cup Freeze Plug	69-64	381-3088	0.448" Diameter	
	1	Steel Deep Cup Freeze Plug	69-64	381-3092	2.396" Diameter	
	1	Steel Shallow Cup Freeze Plug	69-64	381-2057	1.750" Diameter	

390 6.4L (6392cc) OHV V8 (16 Valve), 4.05" Bore (Ford Eng.), 3-2 Bbl. "VIN M" 1967-1961 78

VALVE TRAIN	QTY	TIMING	YEARS	PART NO.	DESCRIPTION	VALVE TRAIN
	1	3 Piece Set	67-63	KT3-494SA1	VINTAGE; w/1 pc. fuel pump ecc.; (1) 222-494; (1) 223-321; (1) 223-396	
	1	3 Piece Set	62-61	KT3-494SA4	VINTAGE; (1) 222-494; (1) 223-284; (1) 223-321	
	1	Timing Chain	67-61	222-494	48 Links	
	1	Crank Sprocket	67-61	223-321	VINTAGE; 18 Teeth	
	1	Cam Sprocket	67-64	223-396	VINTAGE; Installation doesn't require spacer on cam nose. Older type Eng. used spacer to fit on cam nose through the ID of thrust plate. New types have the spacer cast into sprocket hub; 36 Teeth	
	1	Cam Sprocket	63	223-396	Ford Thunderbird Base; VINTAGE; Installation doesn't require spacer on cam nose. Older type Eng. used spacer to fit on cam nose through the ID of thrust plate. New types have the spacer cast into sprocket hub; 36 Teeth	
	QTY	CAMSHAFT/LIFTER	YEARS	PART NO.	DESCRIPTION	
	1	Camshaft	65-63	CS-443	VINTAGE; Hyd.; Hydraulic, (050) Duration at .050 Lobe Lift, 186 Exh., 186 Int., 113 Degrees Lobe Separation	
	1	Prelube		55-403 Std Only	1.5 oz. packet	
	1	Prelube		55-400 Std Only	4 oz. bottle; 1.5 oz. packet No. 55-403 also avail.	
	16	Lifter	67-61	HT-2083 Std Only	Hyd.	
	16	Lifter	67-61	AT-872 Std Only	Mech.; 1.830" Length	
	16	Lifter, Bulk	67-61	HT-2083B Std Only	Hyd.; Carton of 122	
	16	Lifter, Bulk	67-61	AT-872B Std Only	Mech.; Carton of 122	
	QTY	PUSH ROD	YEARS	PART NO.	DESCRIPTION	
	16	Push Rod	67-66	RP-3227R Std Only	Ball & ball type ends; Chrome-Moly; 9.5950" O.A.L.	
	16	Push Rod	67-66	RP-3172C Std Only	VINTAGE; 9.5910" O.A.L.	
	16	Push Rod	67-66	RP-3172B Std Only	VINTAGE; Ball & ball type ends; 9.5600" O.A.L.	
	16	Push Rod	67-66	RP-3172 Std Only	VINTAGE; Ball & ball type ends; 9.6210" O.A.L.	
	16	Push Rod	67-66	RP-3172A Std Only	VINTAGE; Ball & ball type ends; 9.6800" O.A.L.	
	16	Push Rod	65-61	RP-3172C Std Only	VINTAGE; w/Hyd. lifters; 9.5910" O.A.L.	
	16	Push Rod	65-61	RP-3172B Std Only	VINTAGE; w/Hyd. lifters; Ball & ball type ends; 9.5600" O.A.L.	
	16	Push Rod	65-61	RP-3172 Std Only	VINTAGE; w/Hyd. lifters; Ball & ball type ends; 9.6210" O.A.L.	
	16	Push Rod	65-61	RP-3172A Std Only	VINTAGE; w/Hyd. lifters; Ball & ball type ends; 9.6800" O.A.L.	
	16	Push Rod	65-61	RP-3023 Std Only	VINTAGE; w/Mech. lifters; Ball & cup type ends; 9.5300" O.A.L.	
	16	Push Rod	65-61	RP-3227R Std Only	w/Hyd. lifters; Ball & ball type ends; Chrome-Moly; 9.5950" O.A.L.	
	16	Push Rod	65-61	RP-3230R Std Only	w/Mech. lifters; Ball & cup type ends; Chrome-Moly; 9.3300" O.A.L.	
	16	Push Rod	64	RP-3059 Std Only	VINTAGE; To 12/23/63; w/Hyd. lifters; 9.7700" O.A.L.	
	16	Push Rod	63	RP-3059 Std Only	VINTAGE; w/Hyd. lifters; 9.7700" O.A.L.	
	16	Push Rod, Bulk	67-66	BRP-3172B Std Only	VINTAGE; Ball & ball type ends; Carton of 100; 9.5600" O.A.L.	
	16	Push Rod, Bulk	67-66	BRP-3172 Std Only	VINTAGE; Ball & ball type ends; Carton of 100; 9.6210" O.A.L.	

(continued on next page)

Ford Car (Incl. Edsel, Ford, Lincoln, Mercury)

78 390 6.4L (6392cc) OHV V8 (16 Valve), 4.05" Bore (Ford Eng.), 3-2 Bbl. "VIN M" 1967-1961
(cont.)

QTY	PUSH ROD (cont.)	YEARS	PART NO.	DESCRIPTION
16	Push Rod, Bulk	65-61	BRP-3172B Std Only	VINTAGE; w/Hyd. lifters; Ball & ball type ends; Carton of 100; 9.5600" O.A.L.
16	Push Rod, Bulk	65-61	BRP-3172 Std Only	VINTAGE; w/Hyd. lifters; Ball & ball type ends; Carton of 100; 9.6210" O.A.L.
QTY	ROCKER PARTS	YEARS	PART NO.	DESCRIPTION
16	Arm	67-61	R-814 Std Only	VINTAGE; Non-adj.
2	Rocker Shaft	67-61	RS-621 Std Only	VINTAGE
QTY	VALVE	YEARS	PART NO.	DESCRIPTION
8	Exhaust	67-61	V-1853 Std-15	VINTAGE; Chrome plated stem; 1.5580" Head Dia., 0.3715" Stem Dia., 5.4360" O.A.L.
8	Intake	67-61	V-1539 Std-15	VINTAGE; 2.0270" Head Dia., 0.3716" Stem Dia., 5.4460" O.A.L.
8	Intake	67-61	V-1809 Std Only	VINTAGE; Chrome plated stem; 2.0300" Head Dia., 0.3716" Stem Dia., 5.4440" O.A.L.
QTY	VALVE GUIDE	YEARS	PART NO.	DESCRIPTION
8	Guide	67-61	VG-5007 Std Only	Loc. Exhaust; 0.3725" ID, 2.3800" O.A.L
8	Guide	67-61	VG-5007 Std Only	Loc. Intake; 0.3725" ID, 2.3800" O.A.L
8	Guide, Bulk	67-61	VG-5007B Std Only	Loc. Exhaust; Carton of 50; 0.3725" ID, 2.3800" O.A.L
8	Guide, Bulk	67-61	VG-5007B Std Only	Loc. Intake; Carton of 50; 0.3725" ID, 2.3800" O.A.L
QTY	VALVE SPRING	YEARS	PART NO.	DESCRIPTION
16	Spring	67-63	VS-682 Std Only	VINTAGE; Incl. damper; 2.1200" Free Height
16	Spring, Bulk	67-63	VS-682B Std Only	VINTAGE; Incl. damper; Carton of 200; 2.1200" Free Height
QTY	VALVE SEAL	YEARS	PART NO.	DESCRIPTION
16	Valve Stem Seal	67-61	ST-2002 Std Only	Use w/O.E. guide; Installation requires valve guide machining; (PLY) Polyacrylate
16	Valve Stem Seal	67-61	ST-2014 Std Only	Use w/repair guide; Positive type; Installation requires valve guide machining; (TFL) PTFE
16	Valve Stem Seal Bulk	67-61	ST-2002BC Std Only	Use w/O.E. guide; Positive type; Installation requires valve guide machining; Carton of 100; (PLY) Polyacrylate
16	Valve Stem Seal Bulk	67-61	ST-2014BC Std Only	Use w/repair guide; Positive type; Installation requires valve guide machining; Carton of 100; (TFL) PTFE
QTY	VALVE SEAT	YEARS	PART NO.	DESCRIPTION
8	Seat	67-61	245-1687-1 Std Only	Loc. Exh.; 1.6925" OD, 1.4060" ID, 0.2480" Depth
8	Seat	67-61	245-1687-1N Std Only	Loc. Exh.; Premium Material; 1.6925" OD, 1.4060" ID, 0.2480" Depth
8	Seat	67-61	245-2062-1 Std Only	Loc. Int.; 2.0680" OD, 1.8125" ID, 0.2480" Depth
QTY	VALVE, MISC	YEARS	PART NO.	DESCRIPTION
32	Keeper	67-61	VK-138A Std Only	1 groove; Square cut key groove; Carton pack 24
32	Keeper	67-61	VK-138 Std Only	1 groove; Square cut key groove; Carton pack 32
32	Keeper	67-61	VK-138R Std Only	1 groove; Square cut key groove; Hardened
32	Keeper, Bulk	67-61	VK-138B Std Only	1 groove; Square cut key groove; Carton of 1000
16	Spring Insert	67-61	259-103C Std Only	.015"; ID 1.030"; Carton of 100
16	Spring Insert	67-61	259-103B Std Only	.030"; ID 1.030"; Carton of 100
16	Spring Insert	67-61	259-103BRS Std Only	.030"; ID 1.030"; Carton of 500
16	Spring Insert	67-61	259-103A Std Only	.060"; ID 1.030"; Carton of 100
16	Spring Insert	67-61	259-103ARS Std Only	.060"; ID 1.030"; Carton of 500
QTY	PISTON	YEARS	PART NO.	DESCRIPTION
8	Cast Piston	67-61	H304P Std-20-30-40-60	VINTAGE; Hypereutectic; .9751" Pin Dia.; 1 Ring 5/64 Groove, 1 Ring 3/32 Groove, 1 Ring 3/16 Groove, 1.759 CD, Recessed Head .080 deep x 3.220 dia. w/4 valve reliefs
8	Cast Piston - Individual	67-61	WH304P Std-20-30-40-60	VINTAGE; Hypereutectic; .9751" Pin Dia.; 1 Ring 5/64 Groove, 1 Ring 3/32 Groove, 1 Ring 3/16 Groove, 1.759 CD, Recessed Head .080 deep x 3.220 dia. w/4 valve reliefs
8	Pin Bushing	67-61	2304V	VINTAGE; Split type bushing
8	Pin Bushing	67-61	2304V20	VINTAGE; Split type bushing
QTY	RINGS	YEARS	PART NO.	DESCRIPTION
1	Premium Set	67-61	E-180K Std-20-30-40-60	VINTAGE; 1-5/64, 1-3/32, 1-3/16; Check piston grooving before using; Premium Moly
1	Premium Set	67-61	E-260K Std Only	VINTAGE; 2-5/64, 1-3/16; Check piston grooving before using; Premium Moly
1	Standard Set	67-61	E-180X Std-20-30-40-60	VINTAGE; 1-5/64, 1-3/32, 1-3/16; Check piston grooving before using; Iron
QTY	SLEEVE	YEARS	PART NO.	DESCRIPTION
8	Repair Sleeve	67-61	SL-197M Std Only	VINTAGE; 3/32" wall, cut to length; Press fit sleeve
QTY	ENGINE BEARINGS	YEARS	PART NO.	DESCRIPTION
1	Main Set	67-61	125M Std-10	Performance; 3/4 grooved

(continued on next page)

Ford Car (Incl. Edsel, Ford, Lincoln, Mercury)

390 6.4L (6392cc) OHV V8 (16 Valve), 4.05" Bore (Ford Eng.), 3-2 Bbl. "VIN M" 1967-1961 78
(cont.)

BLOCK	QTY	ENGINE BEARINGS	YEARS	PART NO.	DESCRIPTION
	1	Main Set	67-61	4261M Std-1-10-20-30-40-50-60	VINTAGE; 3.824" max. flange OD
	1	Main Set	63-61	4020M Std-10	VINTAGE; 3.684" max. flange OD
	1	Rod Set	67-61	8-7170CH Std-1-10-20	Performance
	1	Rod Set	67-61	8-3230CP Std-10-20-30-40-50	VINTAGE; Squirt hole removed from all Ford V Engs.; 8-3230CA 60 avail. as unplated & resizeable
	1	Rod Set	67-61	8-3230CA 60 60	VINTAGE; Unplated & resizeable; Squirt hole removed from all Ford V Engs.
	8	Rod Pair	67-61	3230CP Std-1-2-10-20-30-40-50	VINTAGE; Squirt hole removed from all Ford V Engs.
	1	Cam Set	67-61	1445M Std Only	VINTAGE
BLOCK	QTY	OIL PUMP	YEARS	PART NO.	DESCRIPTION
	1	Oil Pump	67-61	224-41169	VINTAGE
	1	Oil Pump	67-66	224-43365A	VINTAGE; High Pressure
	1	Oil Pump	67-61	224-41177	VINTAGE; High Volume, check pan for clearance
	1	Inter. Shaft	67-61	224-61114	VINTAGE
	1	Screen Assy.	67-66	224-14158	VINTAGE
BLOCK	QTY	GASKETS	YEARS	PART NO.	DESCRIPTION
	1	Kit Gasket Set	67-61	260-1035	VINTAGE; Exh. pipe flange not incl.; Exh. manifold heat shields not incl.
BLOCK	QTY	FREEZE PLUGS	YEARS	PART NO.	DESCRIPTION
	1	Brass Block Plug Kit	67-61	381-8017	VINTAGE
	1	Steel Block Plug Kit	67-61	381-4015	VINTAGE
	1	Brass Deep Cup Freeze Plug	67-61	381-9031	1.750" Diameter
	1	Steel Deep Cup Freeze Plug	67-61	381-3088	0.448" Diameter
	1	Steel Deep Cup Freeze Plug	67-61	381-3092	2.396" Diameter
	1	Steel Shallow Cup Freeze Plug	67-61	381-2057	1.750" Diameter

390 6.4L (6392cc) OHV V8 (16 Valve), 4.05" Bore (Ford Eng.), 4 Bbl. "VIN P" 1967-1963 79

VALVE TRAIN	QTY	TIMING	YEARS	PART NO.	DESCRIPTION
	1	3 Piece Set	67-64	KT3-494SA1	VINTAGE; w/1 pc. fuel pump ecc.; (1) 222-494; (1) 223-321; (1) 223-396
	1	3 Piece Set	63	KT3-494SA4	VINTAGE; (1) 222-494; (1) 223-284; (1) 223-321
	1	Timing Chain	67-63	222-494	48 Links
	1	Crank Sprocket	67-63	223-321	VINTAGE; 18 Teeth
	1	Cam Sprocket	67-64	223-396	VINTAGE; Installation doesn't require spacer on cam nose. Older type Eng. used spacer to fit on cam nose through the ID of thrust plate. New types have the spacer cast into sprocket hub; 36 Teeth
	1	Cam Sprocket	63	223-396	Ford Thunderbird Base Mercury Colony Park Base, Commuter Base, Country Cruiser Base, Marauder Base, Monterey Base; VINTAGE; Installation doesn't require spacer on cam nose. Older type Eng. used spacer to fit on cam nose through the ID of thrust plate. New types have the spacer cast into sprocket hub; 36 Teeth
VALVE TRAIN	QTY	CAMSHAFT/LIFTER	YEARS	PART NO.	DESCRIPTION
	1	Camshaft	67-66	CS-642	VINTAGE; Hydraulic, (050) Duration at .050 Lobe Lift, 200 Exh., 200 Int., 110 Degrees Lobe Separation
	1	Camshaft	65-63	CS-443	VINTAGE; Hyd.; Hydraulic, (050) Duration at .050 Lobe Lift, 186 Exh., 186 Int., 113 Degrees Lobe Separation
	1	Prelube		55-403 Std Only	1.5 oz. packet
	1	Prelube		55-400 Std Only	4 oz. bottle; 1.5 oz. packet No. 55-403 also avail.
	16	Lifter	67-63	HT-2083 Std Only	Hyd.
	16	Lifter	67-63	AT-872 Std Only	Mech.; 1.830" Length
	16	Lifter, Bulk	67-63	HT-2083B Std Only	Hyd.; Carton of 122
	16	Lifter, Bulk	67-63	AT-872B Std Only	Mech.; Carton of 122
VALVE TRAIN	QTY	PUSH ROD	YEARS	PART NO.	DESCRIPTION
	16	Push Rod	67-66	RP-3227R Std Only	Ball & ball type ends; Chrome-Moly; 9.5950" O.A.L.
	16	Push Rod	67-66	RP-3172C Std Only	VINTAGE; 9.5910" O.A.L.
	16	Push Rod	67-66	RP-3172B Std Only	VINTAGE; Ball & ball type ends; 9.5600" O.A.L.
	16	Push Rod	67-66	RP-3172 Std Only	VINTAGE; Ball & ball type ends; 9.6210" O.A.L.
	16	Push Rod	67-66	RP-3172A Std Only	VINTAGE; Ball & ball type ends; 9.6800" O.A.L.
	16	Push Rod	65-63	RP-3172C Std Only	VINTAGE; w/Hyd. lifters; 9.5910" O.A.L.
	16	Push Rod	65-63	RP-3172B Std Only	VINTAGE; w/Hyd. lifters; Ball & ball type ends; 9.5600" O.A.L.
	16	Push Rod	65-63	RP-3172 Std Only	VINTAGE; w/Hyd. lifters; Ball & ball type ends; 9.6210" O.A.L.
	16	Push Rod	65-63	RP-3172A Std Only	VINTAGE; w/Hyd. lifters; Ball & ball type ends; 9.6800" O.A.L.

(continued on next page)

Ford Car (Incl. Edsel, Ford, Lincoln, Mercury)

79 390 6.4L (6392cc) OHV V8 (16 Valve), 4.05" Bore (Ford Eng.), 4 Bbl. "VIN P" 1967-1963
(cont.)

QTY	PUSH ROD (cont.)	YEARS	PART NO.	DESCRIPTION
16	Push Rod	65-63	RP-3023 Std Only	VINTAGE; w/Mech. lifters; Ball & cup type ends; 9.5300" O.A.L.
16	Push Rod	65-63	RP-3227R Std Only	w/Hyd. lifters; Ball & ball type ends; Chrome-Moly; 9.5950" O.A.L.
16	Push Rod	65-63	RP-3230R Std Only	w/Mech. lifters; Ball & cup type ends; Chrome-Moly; 9.3300" O.A.L.
16	Push Rod	64	RP-3059 Std Only	VINTAGE; To 12/23/63; w/Hyd. lifters; 9.7700" O.A.L.
16	Push Rod	63	RP-3059 Std Only	VINTAGE; w/Hyd. lifters; 9.7700" O.A.L.
16	Push Rod, Bulk	67-66	BRP-3172B Std Only	VINTAGE; Ball & ball type ends; Carton of 100; 9.5600" O.A.L.
16	Push Rod, Bulk	67-66	BRP-3172 Std Only	VINTAGE; Ball & ball type ends; Carton of 100; 9.6210" O.A.L.
16	Push Rod, Bulk	65-63	BRP-3172B Std Only	VINTAGE; w/Hyd. lifters; Ball & ball type ends; Carton of 100; 9.5600" O.A.L.
16	Push Rod, Bulk	65-63	BRP-3172 Std Only	VINTAGE; w/Hyd. lifters; Ball & ball type ends; Carton of 100; 9.6210" O.A.L.
QTY	ROCKER PARTS	YEARS	PART NO.	DESCRIPTION
16	Arm	67-63	R-814 Std Only	VINTAGE; Non-adj.
2	Rocker Shaft	67-63	RS-621 Std Only	VINTAGE
QTY	VALVE	YEARS	PART NO.	DESCRIPTION
8	Exhaust	67-63	V-1853 Std-15	VINTAGE; Chrome plated stem; 1.5580" Head Dia., 0.3715" Stem Dia., 5.4360" O.A.L.
8	Intake	67-63	V-1539 Std-15	VINTAGE; 2.0270" Head Dia., 0.3716" Stem Dia., 5.4460" O.A.L.
8	Intake	67-63	V-1809 Std Only	VINTAGE; Chrome plated stem; 2.0300" Head Dia., 0.3716" Stem Dia., 5.4440" O.A.L.
QTY	VALVE GUIDE	YEARS	PART NO.	DESCRIPTION
8	Guide	67-63	VG-5007 Std Only	Loc. Exhaust; 0.3725" ID, 2.3800" O.A.L
8	Guide	67-63	VG-5007 Std Only	Loc. Intake; 0.3725" ID, 2.3800" O.A.L
8	Guide, Bulk	67-63	VG-5007B Std Only	Loc. Exhaust; Carton of 50; 0.3725" ID, 2.3800" O.A.L
8	Guide, Bulk	67-63	VG-5007B Std Only	Loc. Intake; Carton of 50; 0.3725" ID, 2.3800" O.A.L
QTY	VALVE SPRING	YEARS	PART NO.	DESCRIPTION
16	Spring	67-66	VS-682 Std Only	VINTAGE; Incl. damper; 2.1200" Free Height
16	Spring, Bulk	67-66	VS-682B Std Only	VINTAGE; Incl. damper; Carton of 200; 2.1200" Free Height
QTY	VALVE SEAL	YEARS	PART NO.	DESCRIPTION
16	Valve Stem Seal	67-63	ST-2002 Std Only	Use w/O.E. guide; Installation requires valve guide machining; (PLY) Polyacrylate
16	Valve Stem Seal	67-63	ST-2014 Std Only	Use w/repair guide; Positive type; Installation requires valve guide machining; (TFL) PTFE
16	Valve Stem Seal	67-63	MV-1775C Std Only	VINTAGE; Umbrella type; (PLY) Polyacrylate
16	Valve Stem Seal Bulk	67-63	MV-1775 Std Only	Umbrella type; Carton of 100; (PLY) Polyacrylate
16	Valve Stem Seal Bulk	67-63	ST-2002BC Std Only	Use w/O.E. guide; Positive type; Installation requires valve guide machining; Carton of 100; (PLY) Polyacrylate
16	Valve Stem Seal Bulk	67-63	ST-2014BC Std Only	Use w/repair guide; Positive type; Installation requires valve guide machining; Carton of 100; (TFL) PTFE
QTY	VALVE SEAT	YEARS	PART NO.	DESCRIPTION
8	Seat	67-63	245-1687-1 Std Only	Loc. Exh.; 1.6925" OD, 1.4060" ID, 0.2480" Depth
8	Seat	67-63	245-1687-1N Std Only	Loc. Exh.; Premium Material; 1.6925" OD, 1.4060" ID, 0.2480" Depth
8	Seat	67-63	245-2062-1 Std Only	Loc. Int.; 2.0680" OD, 1.8125" ID, 0.2480" Depth
QTY	VALVE, MISC	YEARS	PART NO.	DESCRIPTION
32	Keeper	67-63	VK-138A Std Only	1 groove; Square cut key groove; Carton pack 24
32	Keeper	67-63	VK-138 Std Only	1 groove; Square cut key groove; Carton pack 32
32	Keeper	67-63	VK-138R Std Only	1 groove; Square cut key groove; Hardened
32	Keeper, Bulk	67-63	VK-138B Std Only	1 groove; Square cut key groove; Carton of 1000
16	Spring Insert	67-63	259-103C Std Only	.015"; ID 1.030"; Carton of 100
16	Spring Insert	67-63	259-103B Std Only	.030"; ID 1.030"; Carton of 100
16	Spring Insert	67-63	259-103BRS Std Only	.030"; ID 1.030"; Carton of 500
16	Spring Insert	67-63	259-103A Std Only	.060"; ID 1.030"; Carton of 100
16	Spring Insert	67-63	259-103ARS Std Only	.060"; ID 1.030"; Carton of 500
QTY	PISTON	YEARS	PART NO.	DESCRIPTION
8	Cast Piston	67-63	H304P Std-20-30-40-60	VINTAGE; Hypereutectic; .9751" Pin Dia.; 1 Ring 5/64 Groove, 1 Ring 3/32 Groove, 1 Ring 3/16 Groove, 1.759 CD, Recessed Head .080 deep x 3.220 dia. w/4 valve reliefs
8	Cast Piston - Individual	67-63	WH304P Std-20-30-40-60	VINTAGE; Hypereutectic; .9751" Pin Dia.; 1 Ring 5/64 Groove, 1 Ring 3/32 Groove, 1 Ring 3/16 Groove, 1.759 CD, Recessed Head .080 deep x 3.220 dia. w/4 valve reliefs

VALVE TRAIN

VALVE TRAIN

BLOCK

BLOCK

(continued on next page)

Ford Car (Incl. Edsel, Ford, Lincoln, Mercury)

390 6.4L (6392cc) OHV V8 (16 Valve), 4.05" Bore (Ford Eng.), 4 Bbl. "VIN P" 1967-1963 79
(cont.)

QTY	PART NO. (cont.)	YEARS	PART NO.	DESCRIPTION
8	PISTON POWERFORGED	67-66	L-2291F Std-20-30-40-60	Powerforged; 0.9751" Pin Dia.; 1 Ring 5/64 Groove, 1 Ring 3/32 Groove, 1 Ring 3/16 Groove, 1.776 CD, Flat, 4 reliefs; DUROSHIELD® skirt coated piston
8	POWERFORGED Piston-Individual	67-66	WL-2291F Std-20-30-40-60	Powerforged; 0.9751" Pin Dia.; 1 Ring 5/64 Groove, 1 Ring 3/32 Groove, 1 Ring 3/16 Groove, 1.776 CD, Flat, 4 reliefs; DUROSHIELD® skirt coated piston
8	Pin Bushing	67-63	2304V	VINTAGE; Split type bushing
8	Pin Bushing	67-63	2304V20	VINTAGE; Split type bushing
QTY	RINGS	YEARS	PART NO.	DESCRIPTION
1	Premium Set	67-63	E-180K Std-20-30-40-60	VINTAGE; 1-5/64, 1-3/32, 1-3/16; Check piston grooving before using; Premium Moly
1	Premium Set	67-63	E-260K Std Only	VINTAGE; 2-5/64, 1-3/16; Check piston grooving before using; Premium Moly
1	Standard Set	67-63	E-180X Std-20-30-40-60	VINTAGE; 1-5/64, 1-3/32, 1-3/16; Check piston grooving before using; Iron
QTY	SLEEVE	YEARS	PART NO.	DESCRIPTION
8	Repair Sleeve	67-63	SL-197M Std Only	VINTAGE; 3/32" wall, cut to length; Press fit sleeve
QTY	ENGINE BEARINGS	YEARS	PART NO.	DESCRIPTION
1	Main Set	67-63	125M Std-10	Performance; 3/4 grooved
1	Main Set	67-63	4261M Std-1-10-20-30-40-50-60	VINTAGE; 3.824" max. flange OD
1	Main Set	63	4020M Std-10	VINTAGE; 3.684" max. flange OD
1	Rod Set	67-63	8-7170CH Std-1-10-20	Performance
1	Rod Set	67-63	8-3230CP Std-10-20-30-40-50	VINTAGE; Squirt hole removed from all Ford V Eng.s.; 8-3230CA 60 avail. as unplated & resizeable
1	Rod Set	67-63	8-3230CA 60 60	VINTAGE; Unplated & resizeable; Squirt hole removed from all Ford V Eng.s.
8	Rod Pair	67-63	3230CP Std-1-2-10-20-30-40-50	VINTAGE; Squirt hole removed from all Ford V Eng.s.
1	Cam Set	67-63	1445M Std Only	VINTAGE
QTY	OIL PUMP	YEARS	PART NO.	DESCRIPTION
1	Oil Pump	67-63	224-41173	VINTAGE
1	Oil Pump	67-66	224-43365A	VINTAGE; High Pressure
1	Oil Pump	67-63	224-41177	VINTAGE; High Volume, check pan for clearance
1	Inter. Shaft	67-63	224-61114	VINTAGE
1	Screen Assy.	67-66	224-14158	VINTAGE
1	Screen Assy.	65-63	224-14159	VINTAGE
QTY	GASKETS	YEARS	PART NO.	DESCRIPTION
1	Kit Gasket Set	67-63	260-1035	VINTAGE; Exh. pipe flange not incl.; Exh. manifold heat shields not incl.
QTY	FREEZE PLUGS	YEARS	PART NO.	DESCRIPTION
1	Brass Block Plug Kit	67-63	381-8017	VINTAGE
1	Steel Block Plug Kit	67-63	381-4015	VINTAGE
1	Brass Deep Cup Freeze Plug	67-63	381-9031	1.750" Diameter
1	Steel Deep Cup Freeze Plug	67-63	381-3088	0.448" Diameter
1	Steel Deep Cup Freeze Plug	67-63	381-3092	2.396" Diameter
1	Steel Shallow Cup Freeze Plug	67-63	381-2057	1.750" Diameter

390 6.4L (6392cc) OHV V8 (16 Valve), 4.05" Bore (Ford Eng.), 4 Bbl. "VIN Q" 1962-1961 80

QTY	TIMING	YEARS	PART NO.	DESCRIPTION
1	3 Piece Set	62-61	KT3-494SA4	VINTAGE; (1) 222-494; (1) 223-284; (1) 223-321
1	Timing Chain	62-61	222-494	48 Links
1	Crank Sprocket	62-61	223-321	VINTAGE; 18 Teeth
QTY	CAMSHAFT/LIFTER	YEARS	PART NO.	DESCRIPTION
16	Lifter	62-61	HT-2083 Std Only	Hyd.
16	Lifter	62-61	AT-872 Std Only	Mech.; 1.830" Length
16	Lifter, Bulk	62-61	HT-2083B Std Only	Hyd.; Carton of 122
16	Lifter, Bulk	62-61	AT-872B Std Only	Mech.; Carton of 122
QTY	PUSH ROD	YEARS	PART NO.	DESCRIPTION
16	Push Rod	62-61	RP-3172C Std Only	VINTAGE; w/Hyd. lifters; 9.5910" O.A.L.
16	Push Rod	62-61	RP-3172B Std Only	VINTAGE; w/Hyd. lifters; Ball & ball type ends; 9.5600" O.A.L.
16	Push Rod	62-61	RP-3172 Std Only	VINTAGE; w/Hyd. lifters; Ball & ball type ends; 9.6210" O.A.L.
16	Push Rod	62-61	RP-3172A Std Only	VINTAGE; w/Hyd. lifters; Ball & ball type ends; 9.6800" O.A.L.
16	Push Rod	62-61	RP-3023 Std Only	VINTAGE; w/Mech. lifters; Ball & cup type ends; 9.5300" O.A.L.

(continued on next page)

Ford Car (Incl. Edsel, Ford, Lincoln, Mercury)

80 390 6.4L (6392cc) OHV V8 (16 Valve), 4.05" Bore (Ford Eng.), 4 Bbl. "VIN Q" 1962-1961
(cont.)

QTY	PUSH ROD (cont.)	YEARS	PART NO.	DESCRIPTION
16	Push Rod	62-61	RP-3227R Std Only	w/Hyd. lifters; Ball & ball type ends; Chrome-Moly; 9.5950" O.A.L.
16	Push Rod	62-61	RP-3230R Std Only	w/Mech. lifters; Ball & cup type ends; Chrome-Moly; 9.3300" O.A.L.
16	Push Rod, Bulk	62-61	BRP-3172B Std Only	VINTAGE; w/Hyd. lifters; Ball & ball type ends; Carton of 100; 9.5600" O.A.L.
16	Push Rod, Bulk	62-61	BRP-3172 Std Only	VINTAGE; w/Hyd. lifters; Ball & ball type ends; Carton of 100; 9.6210" O.A.L.
QTY	ROCKER PARTS	YEARS	PART NO.	DESCRIPTION
16	Arm	62-61	R-814 Std Only	VINTAGE; Non-adj.
2	Rocker Shaft	62-61	RS-621 Std Only	VINTAGE
QTY	VALVE	YEARS	PART NO.	DESCRIPTION
8	Exhaust	62-61	V-1853 Std-15	VINTAGE; Chrome plated stem; 1.5580" Head Dia., 0.3715" Stem Dia., 5.4360" O.A.L.
8	Intake	62-61	V-1539 Std-15	VINTAGE; 2.0270" Head Dia., 0.3716" Stem Dia., 5.4460" O.A.L.
8	Intake	62-61	V-1809 Std Only	VINTAGE; Chrome plated stem; 2.0300" Head Dia., 0.3716" Stem Dia., 5.4440" O.A.L.
QTY	VALVE GUIDE	YEARS	PART NO.	DESCRIPTION
8	Guide	62-61	VG-5007 Std Only	Loc. Exhaust; 0.3725" ID, 2.3800" O.A.L
8	Guide	62-61	VG-5007 Std Only	Loc. Intake; 0.3725" ID, 2.3800" O.A.L
8	Guide, Bulk	62-61	VG-5007B Std Only	Loc. Exhaust; Carton of 50; 0.3725" ID, 2.3800" O.A.L
8	Guide, Bulk	62-61	VG-5007B Std Only	Loc. Intake; Carton of 50; 0.3725" ID, 2.3800" O.A.L
QTY	VALVE SEAL	YEARS	PART NO.	DESCRIPTION
16	Valve Stem Seal	62-61	ST-2002 Std Only	Use w/O.E. guide; Installation requires valve guide machining; (PLY) Polyacrylate
16	Valve Stem Seal	62-61	ST-2014 Std Only	Use w/repair guide; Positive type; Installation requires valve guide machining; (TFL) PTFE
16	Valve Stem Seal	62-61	MV-1775C Std Only	VINTAGE; Umbrella type; (PLY) Polyacrylate
16	Valve Stem Seal Bulk	62-61	MV-1775 Std Only	Umbrella type; Carton of 100; (PLY) Polyacrylate
16	Valve Stem Seal Bulk	62-61	ST-2002BC Std Only	Use w/O.E. guide; Positive type; Installation requires valve guide machining; Carton of 100; (PLY) Polyacrylate
16	Valve Stem Seal Bulk	62-61	ST-2014BC Std Only	Use w/repair guide; Positive type; Installation requires valve guide machining; Carton of 100; (TFL) PTFE
QTY	VALVE SEAT	YEARS	PART NO.	DESCRIPTION
8	Seat	62-61	245-1687-1 Std Only	Loc. Exh.; 1.6925" OD, 1.4060" ID, 0.2480" Depth
8	Seat	62-61	245-1687-1N Std Only	Loc. Exh.; Premium Material; 1.6925" OD, 1.4060" ID, 0.2480" Depth
8	Seat	62-61	245-2062-1 Std Only	Loc. Int.; 2.0680" OD, 1.8125" ID, 0.2480" Depth
QTY	VALVE, MISC	YEARS	PART NO.	DESCRIPTION
32	Keeper	62-61	VK-138A Std Only	1 groove; Square cut key groove; Carton pack 24
32	Keeper	62-61	VK-138 Std Only	1 groove; Square cut key groove; Carton pack 32
32	Keeper	62-61	VK-138R Std Only	1 groove; Square cut key groove; Hardened
32	Keeper, Bulk	62-61	VK-138B Std Only	1 groove; Square cut key groove; Carton of 1000
16	Spring Insert	62-61	259-103C Std Only	.015"; ID 1.030"; Carton of 100
16	Spring Insert	62-61	259-103B Std Only	.030"; ID 1.030"; Carton of 100
16	Spring Insert	62-61	259-103BRS Std Only	.030"; ID 1.030"; Carton of 500
16	Spring Insert	62-61	259-103A Std Only	.060"; ID 1.030"; Carton of 100
16	Spring Insert	62-61	259-103ARS Std Only	.060"; ID 1.030"; Carton of 500
QTY	PISTON	YEARS	PART NO.	DESCRIPTION
8	Cast Piston	62-61	H304P Std-20-30-40-60	VINTAGE; Hypereutectic; .9751" Pin Dia.; 1 Ring 5/64 Groove, 1 Ring 3/32 Groove, 1 Ring 3/16 Groove, 1.759 CD, Recessed Head .080 deep x 3.220 dia. w/4 valve reliefs
8	Cast Piston - Individual	62-61	WH304P Std-20-30-40-60	VINTAGE; Hypereutectic; .9751" Pin Dia.; 1 Ring 5/64 Groove, 1 Ring 3/32 Groove, 1 Ring 3/16 Groove, 1.759 CD, Recessed Head .080 deep x 3.220 dia. w/4 valve reliefs
8	Pin Bushing	62-61	2304V	VINTAGE; Split type bushing
8	Pin Bushing	62-61	2304V20	VINTAGE; Split type bushing
QTY	RINGS	YEARS	PART NO.	DESCRIPTION
1	Premium Set	62-61	E-180K Std-20-30-40-60	VINTAGE; 1-5/64, 1-3/32, 1-3/16; Check piston grooving before using; Premium Moly
1	Premium Set	62-61	E-260K Std Only	VINTAGE; 2-5/64, 1-3/16; Check piston grooving before using; Premium Moly
1	Standard Set	62-61	E-180X Std-20-30-40-60	VINTAGE; 1-5/64, 1-3/32, 1-3/16; Check piston grooving before using; Iron
QTY	SLEEVE	YEARS	PART NO.	DESCRIPTION
8	Repair Sleeve	62-61	SL-197M Std Only	VINTAGE; 3/32" wall, cut to length; Press fit sleeve

(continued on next page)

Ford Car (Incl. Edsel, Ford, Lincoln, Mercury)

390 6.4L (6392cc) OHV V8 (16 Valve), 4.05" Bore (Ford Eng.), 4 Bbl. "VIN Q" 1962-1961 80
(cont.)

BLOCK	QTY	ENGINE BEARINGS	YEARS	PART NO.	DESCRIPTION
	1	Main Set	62-61	125M Std-10	Performance; 3/4 grooved
	1	Main Set	62-61	4020M Std-10	VINTAGE; 3.684" max. flange OD
	1	Main Set	62-61	4261M Std-1-10-20-30-40-50-60	VINTAGE; 3.824" max. flange OD
	1	Rod Set	62-61	8-7170CH Std-1-10-20	Performance
	1	Rod Set	62-61	8-3230CP Std-10-20-30-40-50	VINTAGE; Squirt hole removed from all Ford V Engs.; 8-3230CA 60 avail. as unplated & resizeable
	1	Rod Set	62-61	8-3230CA 60 60	VINTAGE; Unplated & resizeable; Squirt hole removed from all Ford V Engs.
	8	Rod Pair	62-61	3230CP Std-1-2-10-20-30-40-50	VINTAGE; Squirt hole removed from all Ford V Engs.
	1	Cam Set	62-61	1445M Std Only	VINTAGE
BLOCK	QTY	OIL PUMP	YEARS	PART NO.	DESCRIPTION
	1	Oil Pump	62-61	224-41173	VINTAGE
	1	Oil Pump	62-61	224-41177	VINTAGE; High Volume, check pan for clearance
	1	Inter. Shaft	62-61	224-61114	VINTAGE
	1	Screen Assy.	62-61	224-14159	VINTAGE
BLOCK	QTY	GASKETS	YEARS	PART NO.	DESCRIPTION
	1	Kit Gasket Set	62-61	260-1035	VINTAGE; Exh. pipe flange not incl.; Exh. manifold heat shields not incl.
BLOCK	QTY	FREEZE PLUGS	YEARS	PART NO.	DESCRIPTION
	1	Brass Block Plug Kit	62-61	381-8017	VINTAGE
	1	Steel Block Plug Kit	62-61	381-4015	VINTAGE
	1	Brass Deep Cup Freeze Plug	62-61	381-9031	1.750" Diameter
	1	Steel Deep Cup Freeze Plug	62-61	381-3088	0.448" Diameter
	1	Steel Deep Cup Freeze Plug	62-61	381-3092	2.396" Diameter
	1	Steel Shallow Cup Freeze Plug	62-61	381-2057	1.750" Diameter

390 6.4L (6392cc) OHV V8 (16 Valve), 4.05" Bore (Ford Eng.), 4 Bbl. "VIN R" 1962-1961 81

VALVE TRAIN	QTY	TIMING	YEARS	PART NO.	DESCRIPTION
	1	3 Piece Set	62-61	KT3-494SA4	VINTAGE; (1) 222-494; (1) 223-284; (1) 223-321
	1	Timing Chain	62-61	222-494	48 Links
	1	Crank Sprocket	62-61	223-321	VINTAGE; 18 Teeth
VALVE TRAIN	QTY	CAMSHAFT/LIFTER	YEARS	PART NO.	DESCRIPTION
	16	Lifter	62-61	HT-2083 Std Only	Hyd.
	16	Lifter	62-61	AT-872 Std Only	Mech.; 1.830" Length
	16	Lifter, Bulk	62-61	HT-2083B Std Only	Hyd.; Carton of 122
	16	Lifter, Bulk	62-61	AT-872B Std Only	Mech.; Carton of 122
VALVE TRAIN	QTY	PUSH ROD	YEARS	PART NO.	DESCRIPTION
	16	Push Rod	62-61	RP-3172C Std Only	VINTAGE; w/Hyd. lifters; 9.5910" O.A.L.
	16	Push Rod	62-61	RP-3172B Std Only	VINTAGE; w/Hyd. lifters; Ball & ball type ends; 9.5600" O.A.L.
	16	Push Rod	62-61	RP-3172 Std Only	VINTAGE; w/Hyd. lifters; Ball & ball type ends; 9.6210" O.A.L.
	16	Push Rod	62-61	RP-3172A Std Only	VINTAGE; w/Hyd. lifters; Ball & ball type ends; 9.6800" O.A.L.
	16	Push Rod	62-61	RP-3023 Std Only	VINTAGE; w/Mech. lifters; Ball & cup type ends; 9.5300" O.A.L.
	16	Push Rod	62-61	RP-3227R Std Only	w/Hyd. lifters; Ball & ball type ends; Chrome-Moly; 9.5950" O.A.L.
	16	Push Rod	62-61	RP-3230R Std Only	w/Mech. lifters; Ball & cup type ends; Chrome-Moly; 9.3300" O.A.L.
	16	Push Rod, Bulk	62-61	BRP-3172B Std Only	VINTAGE; w/Hyd. lifters; Ball & ball type ends; Carton of 100; 9.5600" O.A.L.
	16	Push Rod, Bulk	62-61	BRP-3172 Std Only	VINTAGE; w/Hyd. lifters; Ball & ball type ends; Carton of 100; 9.6210" O.A.L.
VALVE TRAIN	QTY	ROCKER PARTS	YEARS	PART NO.	DESCRIPTION
	16	Arm	62-61	R-814 Std Only	VINTAGE; Non-adj.
	2	Rocker Shaft	62-61	RS-621 Std Only	VINTAGE
VALVE TRAIN	QTY	VALVE	YEARS	PART NO.	DESCRIPTION
	8	Exhaust	62-61	V-1853 Std-15	VINTAGE; Chrome plated stem; 1.5580" Head Dia., 0.3715" Stem Dia., 5.4360" O.A.L.
	8	Intake	62-61	V-1539 Std-15	VINTAGE; 2.0270" Head Dia., 0.3716" Stem Dia., 5.4460" O.A.L.
	8	Intake	62-61	V-1809 Std Only	VINTAGE; Chrome plated stem; 2.0300" Head Dia., 0.3716" Stem Dia., 5.4440" O.A.L.
VALVE TRAIN	QTY	VALVE GUIDE	YEARS	PART NO.	DESCRIPTION
	8	Guide	62-61	VG-5007 Std Only	Loc. Exhaust; 0.3725" ID, 2.3800" O.A.L.
	8	Guide	62-61	VG-5007 Std Only	Loc. Intake; 0.3725" ID, 2.3800" O.A.L.

(continued on next page)

Ford Car (Incl. Edsel, Ford, Lincoln, Mercury)

81 390 6.4L (6392cc) OHV V8 (16 Valve), 4.05" Bore (Ford Eng.), 4 Bbl. "VIN R" 1962-1961
(cont.)

QTY	VALVE GUIDE (cont.)	YEARS	PART NO.	DESCRIPTION
8	Guide, Bulk	62-61	VG-5007B Std Only	Loc. Exhaust; Carton of 50; 0.3725" ID, 2.3800" O.A.L
8	Guide, Bulk	62-61	VG-5007B Std Only	Loc. Intake; Carton of 50; 0.3725" ID, 2.3800" O.A.L
QTY	VALVE SEAL	YEARS	PART NO.	DESCRIPTION
16	Valve Stem Seal	62-61	ST-2002 Std Only	Use w/O.E. guide; Installation requires valve guide machining; (PLY) Polyacrylate
16	Valve Stem Seal	62-61	ST-2014 Std Only	Use w/repair guide; Positive type; Installation requires valve guide machining; (TFL) PTFE
16	Valve Stem Seal	62-61	MV-1775C Std Only	VINTAGE; Umbrella type; (PLY) Polyacrylate
16	Valve Stem Seal Bulk	62-61	MV-1775 Std Only	Umbrella type; Carton of 100; (PLY) Polyacrylate
16	Valve Stem Seal Bulk	62-61	ST-2002BC Std Only	Use w/O.E. guide; Positive type; Installation requires valve guide machining; Carton of 100; (PLY) Polyacrylate
16	Valve Stem Seal Bulk	62-61	ST-2014BC Std Only	Use w/repair guide; Positive type; Installation requires valve guide machining; Carton of 100; (TFL) PTFE
QTY	VALVE SEAT	YEARS	PART NO.	DESCRIPTION
8	Seat	62-61	245-1687-1 Std Only	Loc. Exh.; 1.6925" OD, 1.4060" ID, 0.2480" Depth
8	Seat	62-61	245-1687-1N Std Only	Loc. Exh.; Premium Material; 1.6925" OD, 1.4060" ID, 0.2480" Depth
8	Seat	62-61	245-2062-1 Std Only	Loc. Int.; 2.0680" OD, 1.8125" ID, 0.2480" Depth
QTY	VALVE, MISC	YEARS	PART NO.	DESCRIPTION
32	Keeper	62-61	VK-138A Std Only	1 groove; Square cut key groove; Carton pack 24
32	Keeper	62-61	VK-138 Std Only	1 groove; Square cut key groove; Carton pack 32
32	Keeper	62-61	VK-138R Std Only	1 groove; Square cut key groove; Hardened
32	Keeper, Bulk	62-61	VK-138B Std Only	1 groove; Square cut key groove; Carton of 1000
16	Spring Insert	62-61	259-103C Std Only	.015"; ID 1.030"; Carton of 100
16	Spring Insert	62-61	259-103B Std Only	.030"; ID 1.030"; Carton of 100
16	Spring Insert	62-61	259-103BRS Std Only	.030"; ID 1.030"; Carton of 500
16	Spring Insert	62-61	259-103A Std Only	.060"; ID 1.030"; Carton of 100
16	Spring Insert	62-61	259-103ARS Std Only	.060"; ID 1.030"; Carton of 500
QTY	PISTON	YEARS	PART NO.	DESCRIPTION
8	Cast Piston	62-61	H304P Std-20-30-40-60	VINTAGE; Hypereutectic; .9751" Pin Dia.; 1 Ring 5/64 Groove, 1 Ring 3/32 Groove, 1 Ring 3/16 Groove, 1.759 CD, Recessed Head .080 deep x 3.220 dia. w/4 valve reliefs
8	Cast Piston - Individual	62-61	WH304P Std-20-30-40-60	VINTAGE; Hypereutectic; .9751" Pin Dia.; 1 Ring 5/64 Groove, 1 Ring 3/32 Groove, 1 Ring 3/16 Groove, 1.759 CD, Recessed Head .080 deep x 3.220 dia. w/4 valve reliefs
8	Pin Bushing	62-61	2304V	VINTAGE; Split type bushing
8	Pin Bushing	62-61	2304V20	VINTAGE; Split type bushing
QTY	RINGS	YEARS	PART NO.	DESCRIPTION
1	Premium Set	62-61	E-180K Std-20-30-40-60	VINTAGE; 1-5/64, 1-3/32, 1-3/16; Check piston grooving before using; Premium Moly
1	Premium Set	62-61	E-260K Std Only	VINTAGE; 2-5/64, 1-3/16; Check piston grooving before using; Premium Moly
1	Standard Set	62-61	E-180X Std-20-30-40-60	VINTAGE; 1-5/64, 1-3/32, 1-3/16; Check piston grooving before using; Iron
QTY	SLEEVE	YEARS	PART NO.	DESCRIPTION
8	Repair Sleeve	62-61	SL-197M Std Only	VINTAGE; 3/32" wall, cut to length; Press fit sleeve
QTY	ENGINE BEARINGS	YEARS	PART NO.	DESCRIPTION
1	Main Set	62-61	125M Std-10	Performance; 3/4 grooved
1	Main Set	62-61	4020M Std-10	VINTAGE; 3.684" max. flange OD
1	Main Set	62-61	4261M Std-1-10-20-30-40-50-60	VINTAGE; 3.824" max. flange OD
1	Rod Set	62-61	8-7170CH Std-1-10-20	Performance
1	Rod Set	62-61	8-3230CP Std-10-20-30-40-50	VINTAGE; Squirt hole removed from all Ford V Eng.s.; 8-3230CA 60 avail. as unplated & resizeable
1	Rod Set	62-61	8-3230CA 60 60	VINTAGE; Unplated & resizeable; Squirt hole removed from all Ford V Eng.s.
8	Rod Pair	62-61	3230CP Std-1-2-10-20-30-40-50	VINTAGE; Squirt hole removed from all Ford V Eng.s.
1	Cam Set	62-61	1445M Std Only	VINTAGE
QTY	OIL PUMP	YEARS	PART NO.	DESCRIPTION
1	Oil Pump	62-61	224-41173	VINTAGE
1	Oil Pump	62-61	224-41177	VINTAGE; High Volume, check pan for clearance
1	Inter. Shaft	62-61	224-61114	VINTAGE
1	Screen Assy.	62-61	224-14159	VINTAGE
QTY	GASKETS	YEARS	PART NO.	DESCRIPTION
1	Kit Gasket Set	62-61	260-1035	VINTAGE; Exh. pipe flange not incl.; Exh. manifold heat shields not incl.

(continued on next page)

Ford Car (Incl. Edsel, Ford, Lincoln, Mercury)

390 6.4L (6392cc) OHV V8 (16 Valve), 4.05" Bore (Ford Eng.), 4 Bbl. "VIN R" 1962-1961 81
(cont.)

QTY	FREEZE PLUGS	YEARS	PART NO.	DESCRIPTION
1	Brass Block Plug Kit	62-61	381-8017	VINTAGE
1	Steel Block Plug Kit	62-61	381-4015	VINTAGE
1	Brass Deep Cup Freeze Plug	62-61	381-9031	1.750" Diameter
1	Steel Deep Cup Freeze Plug	62-61	381-3088	0.448" Diameter
1	Steel Deep Cup Freeze Plug	62-61	381-3092	2.396" Diameter
1	Steel Shallow Cup Freeze Plug	62-61	381-2057	1.750" Diameter

390 6.4L (6392cc) OHV V8 (16 Valve), 4.05" Bore (Ford Eng.), 2 Bbl. "VIN X" 1970-1967 82

QTY	TIMING	YEARS	PART NO.	DESCRIPTION
1	3 Piece Set	70-67	KT3-494SA1	VINTAGE; w/1 pc. fuel pump ecc.; (1) 222-494; (1) 223-321; (1) 223-396
1	Timing Chain	70-67	222-494	48 Links
1	Crank Sprocket	70-67	223-321	VINTAGE; 18 Teeth
1	Cam Sprocket	70-67	223-396	VINTAGE; Installation doesn't require spacer on cam nose. Older type Eng. used spacer to fit on cam nose through the ID of thrust plate. New types have the spacer cast into sprocket hub; 36 Teeth
QTY	CAMSHAFT/LIFTER	YEARS	PART NO.	DESCRIPTION
1	Camshaft	70-67	CS-643	VINTAGE; Hydraulic, (050) Duration at .050 Lobe Lift, 199 Exh., 192 Int., 112 Degrees Lobe Separation
1	Prelube		55-403 Std Only	1.5 oz. packet
1	Prelube		55-400 Std Only	4 oz. bottle; 1.5 oz. packet No. 55-403 also avail.
16	Lifter	70-67	HT-2083 Std Only	Hyd.
16	Lifter	70-67	AT-872 Std Only	Mech.; 1.830" Length
16	Lifter, Bulk	70-67	HT-2083B Std Only	Hyd.; Carton of 122
16	Lifter, Bulk	70-67	AT-872B Std Only	Mech.; Carton of 122
QTY	PUSH ROD	YEARS	PART NO.	DESCRIPTION
16	Push Rod	70-67	RP-3227R Std Only	Ball & ball type ends; Chrome-Moly; 9.5950" O.A.L.
16	Push Rod	70-67	RP-3172C Std Only	VINTAGE; 9.5910" O.A.L.
16	Push Rod	70-67	RP-3172B Std Only	VINTAGE; Ball & ball type ends; 9.5600" O.A.L.
16	Push Rod	70-67	RP-3172 Std Only	VINTAGE; Ball & ball type ends; 9.6210" O.A.L.
16	Push Rod	70-67	RP-3172A Std Only	VINTAGE; Ball & ball type ends; 9.6800" O.A.L.
16	Push Rod, Bulk	70-67	BRP-3172B Std Only	VINTAGE; Ball & ball type ends; Carton of 100; 9.5600" O.A.L.
16	Push Rod, Bulk	70-67	BRP-3172 Std Only	VINTAGE; Ball & ball type ends; Carton of 100; 9.6210" O.A.L.
QTY	ROCKER PARTS	YEARS	PART NO.	DESCRIPTION
16	Arm	70-67	R-814 Std Only	VINTAGE; Non-adj.
2	Rocker Shaft	70-67	RS-621 Std Only	VINTAGE
QTY	VALVE	YEARS	PART NO.	DESCRIPTION
8	Exhaust	70-67	V-1853 Std-15	VINTAGE; Chrome plated stem; 1.5580" Head Dia., 0.3715" Stem Dia., 5.4360" O.A.L.
8	Intake	70-67	V-1539 Std-15	VINTAGE; 2.0270" Head Dia., 0.3716" Stem Dia., 5.4460" O.A.L.
8	Intake	70-67	V-1809 Std Only	VINTAGE; Chrome plated stem; 2.0300" Head Dia., 0.3716" Stem Dia., 5.4440" O.A.L.
QTY	VALVE GUIDE	YEARS	PART NO.	DESCRIPTION
8	Guide	70-67	VG-5007 Std Only	Loc. Exhaust; 0.3725" ID, 2.3800" O.A.L.
8	Guide	70-67	VG-5007 Std Only	Loc. Intake; 0.3725" ID, 2.3800" O.A.L.
8	Guide, Bulk	70-67	VG-5007B Std Only	Loc. Exhaust; Carton of 50; 0.3725" ID, 2.3800" O.A.L.
8	Guide, Bulk	70-67	VG-5007B Std Only	Loc. Intake; Carton of 50; 0.3725" ID, 2.3800" O.A.L.
QTY	VALVE SPRING	YEARS	PART NO.	DESCRIPTION
16	Spring	70-67	VS-682 Std Only	VINTAGE; Incl. damper; 2.1200" Free Height
16	Spring, Bulk	70-67	VS-682B Std Only	VINTAGE; Incl. damper; Carton of 200; 2.1200" Free Height
QTY	VALVE SEAL	YEARS	PART NO.	DESCRIPTION
16	Valve Stem Seal	70-67	ST-2002 Std Only	Use w/O.E. guide; Installation requires valve guide machining; (PLY) Polyacrylate
16	Valve Stem Seal	70-67	ST-2014 Std Only	Use w/repair guide; Positive type; Installation requires valve guide machining; (TFL) PTFE
16	Valve Stem Seal	70-67	MV-1775C Std Only	VINTAGE; Umbrella type; (PLY) Polyacrylate
16	Valve Stem Seal Bulk	70-67	MV-1775 Std Only	Umbrella type; Carton of 100; (PLY) Polyacrylate
16	Valve Stem Seal Bulk	70-67	ST-2002BC Std Only	Use w/O.E. guide; Positive type; Installation requires valve guide machining; Carton of 100; (PLY) Polyacrylate
16	Valve Stem Seal Bulk	70-67	ST-2014BC Std Only	Use w/repair guide; Positive type; Installation requires valve guide machining; Carton of 100; (TFL) PTFE
QTY	VALVE SEAT	YEARS	PART NO.	DESCRIPTION
8	Seat	70-67	245-1687-1 Std Only	Loc. Exh.; 1.6925" OD, 1.4060" ID, 0.2480" Depth
8	Seat	70-67	245-1687-1N Std Only	Loc. Exh.; Premium Material; 1.6925" OD, 1.4060" ID, 0.2480" Depth

VALVE TRAIN

VALVE TRAIN

(continued on next page)

Ford Car (Incl. Edsel, Ford, Lincoln, Mercury)

82 390 6.4L (6392cc) OHV V8 (16 Valve), 4.05" Bore (Ford Eng.), 2 Bbl. "VIN X" 1970-1967
(cont.)

QTY	VALVE SEAT (cont.)	YEARS	PART NO.	DESCRIPTION
8	Seat	70-67	245-2062-1 Std Only	Loc. Int.; 2.0680" OD, 1.8125" ID, 0.2480" Depth
QTY	VALVE, MISC	YEARS	PART NO.	DESCRIPTION
32	Keeper	70-67	VK-138A Std Only	1 groove; Square cut key groove; Carton pack 24
32	Keeper	70-67	VK-138 Std Only	1 groove; Square cut key groove; Carton pack 32
32	Keeper	70-67	VK-138R Std Only	1 groove; Square cut key groove; Hardened
32	Keeper, Bulk	70-67	VK-138B Std Only	1 groove; Square cut key groove; Carton of 1000
16	Spring Insert	70-67	259-103C Std Only	.015"; ID 1.030"; Carton of 100
16	Spring Insert	70-67	259-103B Std Only	.030"; ID 1.030"; Carton of 100
16	Spring Insert	70-67	259-103BRS Std Only	.030"; ID 1.030"; Carton of 500
16	Spring Insert	70-67	259-103A Std Only	.060"; ID 1.030"; Carton of 100
16	Spring Insert	70-67	259-103ARS Std Only	.060"; ID 1.030"; Carton of 500
QTY	PISTON	YEARS	PART NO.	DESCRIPTION
8	Cast Piston	70-67	H304P Std-20-30-40-60	VINTAGE; Hypereutectic; .9751" Pin Dia.; 1 Ring 5/64 Groove, 1 Ring 3/32 Groove, 1 Ring 3/16 Groove, 1.759 CD, Recessed Head .080 deep x 3.220 dia. w/4 valve reliefs
8	Cast Piston - Individual	70-67	WH304P Std-20-30-40-60	VINTAGE; Hypereutectic; .9751" Pin Dia.; 1 Ring 5/64 Groove, 1 Ring 3/32 Groove, 1 Ring 3/16 Groove, 1.759 CD, Recessed Head .080 deep x 3.220 dia. w/4 valve reliefs
8	Pin Bushing	70-67	2304V	VINTAGE; Split type bushing
8	Pin Bushing	70-67	2304V20	VINTAGE; Split type bushing
QTY	RINGS	YEARS	PART NO.	DESCRIPTION
1	Premium Set	70-67	E-180K Std-20-30-40-60	VINTAGE; 1-5/64, 1-3/32, 1-3/16; Check piston grooving before using; Premium Moly
1	Premium Set	70-67	E-260K Std Only	VINTAGE; 2-5/64, 1-3/16; Check piston grooving before using; Premium Moly
1	Standard Set	70-67	E-180X Std-20-30-40-60	VINTAGE; 1-5/64, 1-3/32, 1-3/16; Check piston grooving before using; Iron
QTY	SLEEVE	YEARS	PART NO.	DESCRIPTION
8	Repair Sleeve	70-67	SL-197M Std Only	VINTAGE; 3/32" wall, cut to length; Press fit sleeve
QTY	ENGINE BEARINGS	YEARS	PART NO.	DESCRIPTION
1	Main Set	70-67	125M Std-10	Performance; 3/4 grooved
1	Main Set	70-67	4261M Std-1-10-20-30-40-50-60	VINTAGE; 3.824" max. flange OD
1	Rod Set	70-67	8-7170CH Std-1-10-20	Performance
1	Rod Set	70-67	8-3230CP Std-10-20-30-40-50	VINTAGE; Squirt hole removed from all Ford V Engs.; 8-3230CA 60 avail. as unplated & resizeable
1	Rod Set	70-67	8-3230CA 60 60	VINTAGE; Unplated & resizeable; Squirt hole removed from all Ford V Engs.
8	Rod Pair	70-67	3230CP Std-1-2-10-20-30-40-50	VINTAGE; Squirt hole removed from all Ford V Engs.
1	Cam Set	70-67	1445M Std Only	VINTAGE
QTY	OIL PUMP	YEARS	PART NO.	DESCRIPTION
1	Oil Pump	70-67	224-41173	VINTAGE
1	Oil Pump	70-67	224-43365A	VINTAGE; High Pressure
1	Oil Pump	70-67	224-41177	VINTAGE; High Volume, check pan for clearance
1	Inter. Shaft	70-67	224-61114	VINTAGE
1	Screen Assy.	70-67	224-14158	VINTAGE
QTY	GASKETS	YEARS	PART NO.	DESCRIPTION
1	Kit Gasket Set	70-67	260-1035	VINTAGE; Exh. pipe flange not incl.; Exh. manifold heat shields not incl.
QTY	FREEZE PLUGS	YEARS	PART NO.	DESCRIPTION
1	Brass Block Plug Kit	70-67	381-8017	VINTAGE
1	Steel Block Plug Kit	70-67	381-4015	VINTAGE
1	Brass Deep Cup Freeze Plug	70-67	381-9031	1.750" Diameter
1	Steel Deep Cup Freeze Plug	70-67	381-3088	0.448" Diameter
1	Steel Deep Cup Freeze Plug	70-67	381-3092	2.396" Diameter
1	Steel Shallow Cup Freeze Plug	70-67	381-2057	1.750" Diameter

83 390 6.4L (6392cc) OHV V8 (16 Valve), 4.05" Bore (Ford Eng.), 2 Bbl. "VIN Y" 1971-1964

QTY	TIMING	YEARS	PART NO.	DESCRIPTION
1	3 Piece Set	71-64	KT3-494SA1	VINTAGE; w/1 pc. fuel pump ecc.; (1) 222-494; (1) 223-321; (1) 223-396
1	3 Piece Set	69	KT3-169SA2	Ford Custom 500 Base; VINTAGE; (1) 222-169; (1) 223-353; (1) 223-410
1	Timing Chain	71-64	222-494	48 Links
1	Crank Sprocket	71-64	223-321	VINTAGE; 18 Teeth

(continued on next page)

Ford Car (Incl. Edsel, Ford, Lincoln, Mercury)

390 6.4L (6392cc) OHV V8 (16 Valve), 4.05" Bore (Ford Eng.), 2 Bbl. "VIN Y" 1971-1964 83
(cont.)

QTY	TIMING (cont.)	YEARS	PART NO.	DESCRIPTION
1	Cam Sprocket	71-64	223-396	VINTAGE; Installation doesn't require spacer on cam nose. Older type Eng. used spacer to fit on cam nose through the ID of thrust plate. New types have the spacer cast into sprocket hub; 36 Teeth
QTY	CAMSHAFT/LIFTER	YEARS	PART NO.	DESCRIPTION
1	Camshaft	71-67	CS-643	VINTAGE; Hydraulic, (050) Duration at .050 Lobe Lift, 199 Exh., 192 Int., 112 Degrees Lobe Separation
1	Camshaft	66-64	CS-443	VINTAGE; Hyd.; Hydraulic, (050) Duration at .050 Lobe Lift, 186 Exh., 186 Int., 113 Degrees Lobe Separation
1	Prelube		55-403 Std Only	1.5 oz. packet
1	Prelube		55-400 Std Only	4 oz. bottle; 1.5 oz. packet No. 55-403 also avail.
16	Lifter	71-64	HT-2083 Std Only	Hyd.
16	Lifter	71-64	AT-872 Std Only	Mech.; 1.830" Length
16	Lifter, Bulk	71-64	HT-2083B Std Only	Hyd.; Carton of 122
16	Lifter, Bulk	71-64	AT-872B Std Only	Mech.; Carton of 122
QTY	PUSH ROD	YEARS	PART NO.	DESCRIPTION
16	Push Rod	71-66	RP-3227R Std Only	Ball & ball type ends; Chrome-Moly; 9.5950" O.A.L.
16	Push Rod	71-66	RP-3172C Std Only	VINTAGE; 9.5910" O.A.L.
16	Push Rod	71-66	RP-3172B Std Only	VINTAGE; Ball & ball type ends; 9.5600" O.A.L.
16	Push Rod	71-66	RP-3172 Std Only	VINTAGE; Ball & ball type ends; 9.6210" O.A.L.
16	Push Rod	71-66	RP-3172A Std Only	VINTAGE; Ball & ball type ends; 9.6800" O.A.L.
16	Push Rod	65-64	RP-3172C Std Only	VINTAGE; w/Hyd. lifters; 9.5910" O.A.L.
16	Push Rod	65-64	RP-3172B Std Only	VINTAGE; w/Hyd. lifters; Ball & ball type ends; 9.5600" O.A.L.
16	Push Rod	65-64	RP-3172 Std Only	VINTAGE; w/Hyd. lifters; Ball & ball type ends; 9.6210" O.A.L.
16	Push Rod	65-64	RP-3172A Std Only	VINTAGE; w/Hyd. lifters; Ball & ball type ends; 9.6800" O.A.L.
16	Push Rod	65-64	RP-3023 Std Only	VINTAGE; w/Mech. lifters; Ball & cup type ends; 9.5300" O.A.L.
16	Push Rod	65-64	RP-3227R Std Only	w/Hyd. lifters; Ball & ball type ends; Chrome-Moly; 9.5950" O.A.L.
16	Push Rod	65-64	RP-3230R Std Only	w/Mech. lifters; Ball & cup type ends; Chrome-Moly; 9.3300" O.A.L.
16	Push Rod	64	RP-3059 Std Only	VINTAGE; To 12/23/63; w/Hyd. lifters; 9.7700" O.A.L.
16	Push Rod, Bulk	71-66	BRP-3172B Std Only	VINTAGE; Ball & ball type ends; Carton of 100; 9.5600" O.A.L.
16	Push Rod, Bulk	71-66	BRP-3172 Std Only	VINTAGE; Ball & ball type ends; Carton of 100; 9.6210" O.A.L.
16	Push Rod, Bulk	65-64	BRP-3172B Std Only	VINTAGE; w/Hyd. lifters; Ball & ball type ends; Carton of 100; 9.5600" O.A.L.
16	Push Rod, Bulk	65-64	BRP-3172 Std Only	VINTAGE; w/Hyd. lifters; Ball & ball type ends; Carton of 100; 9.6210" O.A.L.
QTY	ROCKER PARTS	YEARS	PART NO.	DESCRIPTION
16	Arm	71-64	R-814 Std Only	VINTAGE; Non-adj.
2	Rocker Shaft	71-64	RS-621 Std Only	VINTAGE
QTY	VALVE	YEARS	PART NO.	DESCRIPTION
8	Exhaust	71-64	V-1853 Std-15	VINTAGE; Chrome plated stem; 1.5580" Head Dia., 0.3715" Stem Dia., 5.4360" O.A.L.
8	Intake	71-64	V-1539 Std-15	VINTAGE; 2.0270" Head Dia., 0.3716" Stem Dia., 5.4460" O.A.L.
8	Intake	71-64	V-1809 Std Only	VINTAGE; Chrome plated stem; 2.0300" Head Dia., 0.3716" Stem Dia., 5.4440" O.A.L.
QTY	VALVE GUIDE	YEARS	PART NO.	DESCRIPTION
8	Guide	71-64	VG-5007 Std Only	Loc. Exhaust; 0.3725" ID, 2.3800" O.A.L.
8	Guide	71-64	VG-5007 Std Only	Loc. Intake; 0.3725" ID, 2.3800" O.A.L.
8	Guide, Bulk	71-64	VG-5007B Std Only	Loc. Exhaust; Carton of 50; 0.3725" ID, 2.3800" O.A.L.
8	Guide, Bulk	71-64	VG-5007B Std Only	Loc. Intake; Carton of 50; 0.3725" ID, 2.3800" O.A.L.
QTY	VALVE SPRING	YEARS	PART NO.	DESCRIPTION
16	Spring	71-66	VS-682 Std Only	VINTAGE; Incl. damper; 2.1200" Free Height
16	Spring, Bulk	71-66	VS-682B Std Only	VINTAGE; Incl. damper; Carton of 200; 2.1200" Free Height
QTY	VALVE SEAL	YEARS	PART NO.	DESCRIPTION
16	Valve Stem Seal	71-64	ST-2002 Std Only	Use w/O.E. guide; Installation requires valve guide machining; (PLY) Polyacrylate
16	Valve Stem Seal	71-64	ST-2014 Std Only	Use w/repair guide; Positive type; Installation requires valve guide machining; (TFL) PTFE
16	Valve Stem Seal	71-64	MV-1775C Std Only	VINTAGE; Umbrella type; (PLY) Polyacrylate
16	Valve Stem Seal Bulk	71-64	MV-1775 Std Only	Umbrella type; Carton of 100; (PLY) Polyacrylate
16	Valve Stem Seal Bulk	71-64	ST-2002BC Std Only	Use w/O.E. guide; Positive type; Installation requires valve guide machining; Carton of 100; (PLY) Polyacrylate

VALVE TRAIN

VALVE TRAIN

(continued on next page)

Ford Car (Incl. Edsel, Ford, Lincoln, Mercury)

83 390 6.4L (6392cc) OHV V8 (16 Valve), 4.05" Bore (Ford Eng.), 2 Bbl. "VIN Y" 1971-1964
(cont.)

VALVE TRAIN		QTY	VALVE SEAL (cont.)	YEARS	PART NO.	DESCRIPTION	VALVE TRAIN			
			Valve Stem Seal Bulk	71-64	ST-2014BC Std Only	Use w/repair guide; Positive type; Installation requires valve guide machining; Carton of 100; (TFL) PTFE				
VALVE TRAIN		QTY	VALVE SEAT	YEARS	PART NO.	DESCRIPTION	VALVE TRAIN			
		8	Seat	71-64	245-1687-1 Std Only	Loc. Exh.; 1.6925" OD, 1.4060" ID, 0.2480" Depth				
		8	Seat	71-64	245-1687-1N Std Only	Loc. Exh.; Premium Material; 1.6925" OD, 1.4060" ID, 0.2480" Depth				
VALVE TRAIN		8	Seat	71-64	245-2062-1 Std Only	Loc. Int.; 2.0680" OD, 1.8125" ID, 0.2480" Depth	VALVE TRAIN			
		QTY	VALVE, MISC	YEARS	PART NO.	DESCRIPTION			VALVE TRAIN	
		32	Keeper	71-64	VK-138A Std Only	1 groove; Square cut key groove; Carton pack 24				
		32	Keeper	71-64	VK-138 Std Only	1 groove; Square cut key groove; Carton pack 32				
		32	Keeper	71-64	VK-138R Std Only	1 groove; Square cut key groove; Hardened				
		32	Keeper, Bulk	71-64	VK-138B Std Only	1 groove; Square cut key groove; Carton of 1000				
		16	Spring Insert	71-64	259-103C Std Only	.015"; ID 1.030"; Carton of 100				
		16	Spring Insert	71-64	259-103B Std Only	.030"; ID 1.030"; Carton of 100				
		16	Spring Insert	71-64	259-103BRS Std Only	.030"; ID 1.030"; Carton of 500				
		16	Spring Insert	71-64	259-103A Std Only	.060"; ID 1.030"; Carton of 100				
16	Spring Insert	71-64	259-103ARS Std Only	.060"; ID 1.030"; Carton of 500						
BLOCK		QTY	PISTON	YEARS	PART NO.	DESCRIPTION	BLOCK			
		8	Cast Piston	71	381NP Std-20-30-40-60	VINTAGE; Cast; .9753" Pin Dia.; 1 Ring 5/64 Groove, 1 Ring 3/32 Groove, 1 Ring 3/16 Groove, 1.660 CD, Recessed Head .097 deep x 2.620 dia. w/4 valve pockets				
		8	Cast Piston	70-64	H304P Std-20-30-40-60	VINTAGE; Hypereutectic; .9751" Pin Dia.; 1 Ring 5/64 Groove, 1 Ring 3/32 Groove, 1 Ring 3/16 Groove, 1.759 CD, Recessed Head .080 deep x 3.220 dia. w/4 valve reliefs				
		8	Cast Piston - Individual	71	W381NP Std-30-40-60	VINTAGE; Cast; .9753" Pin Dia.; 1 Ring 5/64 Groove, 1 Ring 3/32 Groove, 1 Ring 3/16 Groove, 1.660 CD, Recessed Head .097 deep x 2.620 dia. w/4 valve pockets				
		8	Cast Piston - Individual	70-64	WH304P Std-20-30-40-60	VINTAGE; Hypereutectic; .9751" Pin Dia.; 1 Ring 5/64 Groove, 1 Ring 3/32 Groove, 1 Ring 3/16 Groove, 1.759 CD, Recessed Head .080 deep x 3.220 dia. w/4 valve reliefs				
		8	Pin Bushing	71-64	2304V	VINTAGE; Split type bushing				
		8	Pin Bushing	71-64	2304V20	VINTAGE; Split type bushing				
		QTY	RINGS	YEARS	PART NO.	DESCRIPTION			BLOCK	
		1	Premium Set	71-64	E-180K Std-20-30-40-60	VINTAGE; 1-5/64, 1-3/32, 1-3/16; Check piston grooving before using; Premium Moly				
		1	Premium Set	71-64	E-260K Std Only	VINTAGE; 2-5/64, 1-3/16; Check piston grooving before using; Premium Moly				
1	Standard Set	71-64	E-180X Std-20-30-40-60	VINTAGE; 1-5/64, 1-3/32, 1-3/16; Check piston grooving before using; Iron	BLOCK					
QTY	SLEEVE	YEARS	PART NO.	DESCRIPTION			BLOCK			
8	Repair Sleeve	71-64	SL-197M Std Only	VINTAGE; 3/32" wall, cut to length; Press fit sleeve						
QTY	ENGINE BEARINGS	YEARS	PART NO.	DESCRIPTION	BLOCK					
1	Main Set	71-64	125M Std-10	Performance; 3/4 grooved						
1	Main Set	71-64	4261M Std-1-10-20-30-40-50-60	VINTAGE; 3.824" max. flange OD						
1	Rod Set	71-64	8-7170CH Std-1-10-20	Performance						
1	Rod Set	71-64	8-3230CP Std-10-20-30-40-50	VINTAGE; Squirt hole removed from all Ford V Eng.s; 8-3230CA 60 avail. as unplated & resizeable						
1	Rod Set	71-64	8-3230CA 60 60	VINTAGE; Unplated & resizeable; Squirt hole removed from all Ford V Eng.s.						
8	Rod Pair	71-64	3230CP Std-1-2-10-20-30-40-50	VINTAGE; Squirt hole removed from all Ford V Eng.s.						
1	Cam Set	71-64	1445M Std Only	VINTAGE	BLOCK					
QTY	OIL PUMP	YEARS	PART NO.	DESCRIPTION			BLOCK			
1	Oil Pump	71-64	224-41173	VINTAGE						
1	Oil Pump	71-66	224-43365A	VINTAGE; High Pressure						
1	Oil Pump	71-64	224-41177	VINTAGE; High Volume, check pan for clearance						
1	Inter. Shaft	71-64	224-61114	VINTAGE						
1	Screen Assy.	71-66	224-14158	VINTAGE						
1	Screen Assy.	65-64	224-14159	VINTAGE	BLOCK					
QTY	GASKETS	YEARS	PART NO.	DESCRIPTION			BLOCK			
1	Kit Gasket Set	71-64	260-1035	VINTAGE; Exh. pipe flange not incl.; Exh. manifold heat shields not incl.						
QTY	FREEZE PLUGS	YEARS	PART NO.	DESCRIPTION	BLOCK					
1	Brass Block Plug Kit	71-64	381-8017	VINTAGE						
1	Steel Block Plug Kit	71-64	381-4015	VINTAGE						
1	Brass Deep Cup Freeze Plug	71-64	381-9031	1.750" Diameter						
1	Steel Deep Cup Freeze Plug	71-64	381-3088	0.448" Diameter	BLOCK					

(continued on next page)

Ford Car (Incl. Edsel, Ford, Lincoln, Mercury)

390 6.4L (6392cc) OHV V8 (16 Valve), 4.05" Bore (Ford Eng.), 2 Bbl. "VIN Y" 1971-1964 83
(cont.)

QTY	FREEZE PLUGS (cont.)	YEARS	PART NO.	DESCRIPTION
1	Steel Deep Cup Freeze Plug	71-64	381-3092	2.396" Diameter
1	Steel Shallow Cup Freeze Plug	71-64	381-2057	1.750" Diameter

390 6.4L (6392cc) OHV V8 (16 Valve), 4.05" Bore (Ford Eng.), 4 Bbl. "VIN Z" 1968-1961 84

QTY	TIMING	YEARS	PART NO.	DESCRIPTION
1	3 Piece Set	68-64	KT3-494SA1	VINTAGE; w/1 pc. fuel pump ecc.; (1) 222-494; (1) 223-321; (1) 223-396
1	3 Piece Set	63-61	KT3-494SA4	VINTAGE; (1) 222-494; (1) 223-284; (1) 223-321
1	3 Piece Set	63	KT3-494SA1	Exc. Ford 300 Base, Club Wagon Base, Ford 300 Base, Victoria Base I Mercury Commuter Base, Country Cruiser Base, Meteor Base; VINTAGE; w/1 pc. fuel pump ecc.; (1) 222-494; (1) 223-321; (1) 223-396
1	Timing Chain	68-61	222-494	48 Links
1	Crank Sprocket	68-61	223-321	VINTAGE; 18 Teeth
1	Cam Sprocket	68-64	223-396	VINTAGE; Installation doesn't require spacer on cam nose. Older type Eng. used spacer to fit on cam nose through the ID of thrust plate. New types have the spacer cast into sprocket hub; 36 Teeth
1	Cam Sprocket	63	223-396	Exc. Ford 300 Base, Club Wagon Base, Ford 300 Base, Victoria Base I Mercury Meteor Base; VINTAGE; Installation doesn't require spacer on cam nose. Older type Eng. used spacer to fit on cam nose through the ID of thrust plate. New types have the spacer cast into sprocket hub; 36 Teeth
QTY	CAMSHAFT/LIFTER	YEARS	PART NO.	DESCRIPTION
1	Camshaft	68-66	CS-642	VINTAGE; Hydraulic, (050) Duration at .050 Lobe Lift, 200 Exh., 200 Int., 110 Degrees Lobe Separation
1	Camshaft	65-63	CS-443	VINTAGE; Hyd.; Hydraulic, (050) Duration at .050 Lobe Lift, 186 Exh., 186 Int., 113 Degrees Lobe Separation
1	Prelube		55-403 Std Only	1.5 oz. packet
1	Prelube		55-400 Std Only	4 oz. bottle; 1.5 oz. packet No. 55-403 also avail.
16	Lifter	68-61	HT-2083 Std Only	Hyd.
16	Lifter	68-61	AT-872 Std Only	Mech.; 1.830" Length
16	Lifter, Bulk	68-61	HT-2083B Std Only	Hyd.; Carton of 122
16	Lifter, Bulk	68-61	AT-872B Std Only	Mech.; Carton of 122
QTY	PUSH ROD	YEARS	PART NO.	DESCRIPTION
16	Push Rod	68-66	RP-3227R Std Only	Ball & ball type ends; Chrome-Moly; 9.5950" O.A.L.
16	Push Rod	68-66	RP-3172C Std Only	VINTAGE; 9.5910" O.A.L.
16	Push Rod	68-66	RP-3172B Std Only	VINTAGE; Ball & ball type ends; 9.5600" O.A.L.
16	Push Rod	68-66	RP-3172 Std Only	VINTAGE; Ball & ball type ends; 9.6210" O.A.L.
16	Push Rod	68-66	RP-3172A Std Only	VINTAGE; Ball & ball type ends; 9.6800" O.A.L.
16	Push Rod	65-61	RP-3172C Std Only	VINTAGE; w/Hyd. lifters; 9.5910" O.A.L.
16	Push Rod	65-61	RP-3172B Std Only	VINTAGE; w/Hyd. lifters; Ball & ball type ends; 9.5600" O.A.L.
16	Push Rod	65-61	RP-3172 Std Only	VINTAGE; w/Hyd. lifters; Ball & ball type ends; 9.6210" O.A.L.
16	Push Rod	65-61	RP-3172A Std Only	VINTAGE; w/Hyd. lifters; Ball & ball type ends; 9.6800" O.A.L.
16	Push Rod	65-61	RP-3023 Std Only	VINTAGE; w/Mech. lifters; Ball & cup type ends; 9.5300" O.A.L.
16	Push Rod	65-61	RP-3227R Std Only	w/Hyd. lifters; Ball & ball type ends; Chrome-Moly; 9.5950" O.A.L.
16	Push Rod	65-61	RP-3230R Std Only	w/Mech. lifters; Ball & cup type ends; Chrome-Moly; 9.3300" O.A.L.
16	Push Rod	64	RP-3059 Std Only	VINTAGE; To 12/23/63; w/Hyd. lifters; 9.7700" O.A.L.
16	Push Rod	63	RP-3059 Std Only	VINTAGE; w/Hyd. lifters; 9.7700" O.A.L.
16	Push Rod, Bulk	68-66	BRP-3172B Std Only	VINTAGE; Ball & ball type ends; Carton of 100; 9.5600" O.A.L.
16	Push Rod, Bulk	68-66	BRP-3172 Std Only	VINTAGE; Ball & ball type ends; Carton of 100; 9.6210" O.A.L.
16	Push Rod, Bulk	65-61	BRP-3172B Std Only	VINTAGE; w/Hyd. lifters; Ball & ball type ends; Carton of 100; 9.5600" O.A.L.
16	Push Rod, Bulk	65-61	BRP-3172 Std Only	VINTAGE; w/Hyd. lifters; Ball & ball type ends; Carton of 100; 9.6210" O.A.L.
QTY	ROCKER PARTS	YEARS	PART NO.	DESCRIPTION
16	Arm	68-61	R-814 Std Only	VINTAGE; Non-adj.
2	Rocker Shaft	68-61	RS-621 Std Only	VINTAGE
QTY	VALVE	YEARS	PART NO.	DESCRIPTION
8	Exhaust	68-61	V-1853 Std-15	VINTAGE; Chrome plated stem; 1.5580" Head Dia., 0.3715" Stem Dia., 5.4360" O.A.L.

VALVE TRAIN

VALVE TRAIN

(continued on next page)

Ford Car (Incl. Edsel, Ford, Lincoln, Mercury)

84 390 6.4L (6392cc) OHV V8 (16 Valve), 4.05" Bore (Ford Eng.), 4 Bbl. "VIN Z" 1968-1961
(cont.)

QTY	VALVE (cont.)	YEARS	PART NO.	DESCRIPTION
8	Intake	68-61	V-1539 Std-15	VINTAGE; 2.0270" Head Dia., 0.3716" Stem Dia., 5.4460" O.A.L.
8	Intake	68-61	V-1809 Std Only	VINTAGE; Chrome plated stem; 2.0300" Head Dia., 0.3716" Stem Dia., 5.4440" O.A.L.
QTY	VALVE GUIDE	YEARS	PART NO.	DESCRIPTION
8	Guide	68-61	VG-5007 Std Only	Loc. Exhaust; 0.3725" ID, 2.3800" O.A.L
8	Guide	68-61	VG-5007 Std Only	Loc. Intake; 0.3725" ID, 2.3800" O.A.L
8	Guide, Bulk	68-61	VG-5007B Std Only	Loc. Exhaust; Carton of 50; 0.3725" ID, 2.3800" O.A.L
8	Guide, Bulk	68-61	VG-5007B Std Only	Loc. Intake; Carton of 50; 0.3725" ID, 2.3800" O.A.L
QTY	VALVE SPRING	YEARS	PART NO.	DESCRIPTION
16	Spring	68-66	VS-682 Std Only	VINTAGE; Incl. damper; 2.1200" Free Height
16	Spring, Bulk	68-66	VS-682B Std Only	VINTAGE; Incl. damper; Carton of 200; 2.1200" Free Height
QTY	VALVE SEAL	YEARS	PART NO.	DESCRIPTION
16	Valve Stem Seal	68-61	ST-2002 Std Only	Use w/O.E. guide; Installation requires valve guide machining; (PLY) Polyacrylate
16	Valve Stem Seal	68-61	ST-2014 Std Only	Use w/repair guide; Positive type; Installation requires valve guide machining; (TFL) PTFE
16	Valve Stem Seal	68-61	MV-1775C Std Only	VINTAGE; Umbrella type; (PLY) Polyacrylate
16	Valve Stem Seal Bulk	68-61	MV-1775 Std Only	Umbrella type; Carton of 100; (PLY) Polyacrylate
16	Valve Stem Seal Bulk	68-61	ST-2002BC Std Only	Use w/O.E. guide; Positive type; Installation requires valve guide machining; Carton of 100; (PLY) Polyacrylate
16	Valve Stem Seal Bulk	68-61	ST-2014BC Std Only	Use w/repair guide; Positive type; Installation requires valve guide machining; Carton of 100; (TFL) PTFE
QTY	VALVE SEAT	YEARS	PART NO.	DESCRIPTION
8	Seat	68-61	245-1687-1 Std Only	Loc. Exh.; 1.6925" OD, 1.4060" ID, 0.2480" Depth
8	Seat	68-61	245-1687-1N Std Only	Loc. Exh.; Premium Material; 1.6925" OD, 1.4060" ID, 0.2480" Depth
8	Seat	68-61	245-2062-1 Std Only	Loc. Int.; 2.0680" OD, 1.8125" ID, 0.2480" Depth
QTY	VALVE, MISC	YEARS	PART NO.	DESCRIPTION
32	Keeper	68-61	VK-138A Std Only	1 groove; Square cut key groove; Carton pack 24
32	Keeper	68-61	VK-138 Std Only	1 groove; Square cut key groove; Carton pack 32
32	Keeper	68-61	VK-138R Std Only	1 groove; Square cut key groove; Hardened
32	Keeper, Bulk	68-61	VK-138B Std Only	1 groove; Square cut key groove; Carton of 1000
16	Spring Insert	68-61	259-103C Std Only	.015"; ID 1.030"; Carton of 100
16	Spring Insert	68-61	259-103B Std Only	.030"; ID 1.030"; Carton of 100
16	Spring Insert	68-61	259-103BRS Std Only	.030"; ID 1.030"; Carton of 500
16	Spring Insert	68-61	259-103A Std Only	.060"; ID 1.030"; Carton of 100
16	Spring Insert	68-61	259-103ARS Std Only	.060"; ID 1.030"; Carton of 500
QTY	PISTON	YEARS	PART NO.	DESCRIPTION
8	Cast Piston	68-61	H304P Std-20-30-40-60	VINTAGE; Hypereutectic; .9751" Pin Dia.; 1 Ring 5/64 Groove, 1 Ring 3/32 Groove, 1 Ring 3/16 Groove, 1.759 CD, Recessed Head .080 deep x 3.220 dia. w/4 valve reliefs
8	Cast Piston - Individual	68-61	WH304P Std-20-30-40-60	VINTAGE; Hypereutectic; .9751" Pin Dia.; 1 Ring 5/64 Groove, 1 Ring 3/32 Groove, 1 Ring 3/16 Groove, 1.759 CD, Recessed Head .080 deep x 3.220 dia. w/4 valve reliefs
8	POWERFORGED	68-66	L-2291F Std-20-30-40-60	Powerforged; 0.9751" Pin Dia.; 1 Ring 5/64 Groove, 1 Ring 3/32 Groove, 1 Ring 3/16 Groove, 1.776 CD, Flat, 4 reliefs; DUROSHIELD® skirt coated piston
8	POWERFORGED Piston-Individual	68-66	WL-2291F Std-20-30-40-60	Powerforged; 0.9751" Pin Dia.; 1 Ring 5/64 Groove, 1 Ring 3/32 Groove, 1 Ring 3/16 Groove, 1.776 CD, Flat, 4 reliefs; DUROSHIELD® skirt coated piston
8	Pin Bushing	68-61	2304V	VINTAGE; Split type bushing
8	Pin Bushing	68-61	2304V20	VINTAGE; Split type bushing
QTY	RINGS	YEARS	PART NO.	DESCRIPTION
1	Premium Set	68-61	E-180K Std-20-30-40-60	VINTAGE; 1-5/64, 1-3/32, 1-3/16; Check piston grooving before using; Premium Moly
1	Premium Set	68-61	E-260K Std Only	VINTAGE; 2-5/64, 1-3/16; Check piston grooving before using; Premium Moly
1	Standard Set	68-61	E-180X Std-20-30-40-60	VINTAGE; 1-5/64, 1-3/32, 1-3/16; Check piston grooving before using; Iron
QTY	SLEEVE	YEARS	PART NO.	DESCRIPTION
8	Repair Sleeve	68-61	SL-197M Std Only	VINTAGE; 3/32" wall, cut to length; Press fit sleeve
QTY	ENGINE BEARINGS	YEARS	PART NO.	DESCRIPTION
1	Main Set	68-61	125M Std-10	Performance; 3/4 grooved
1	Main Set	68-61	4261M Std-1-10-20-30-40-50-60	VINTAGE; 3.824" max. flange OD
1	Main Set	63-61	4020M Std-10	VINTAGE; 3.684" max. flange OD
1	Rod Set	68-61	8-7170CH Std-1-10-20	Performance

(continued on next page)

Ford Car (Incl. Edsel, Ford, Lincoln, Mercury)

390 6.4L (6392cc) OHV V8 (16 Valve), 4.05" Bore (Ford Eng.), 4 Bbl. "VIN Z" 1968-1961 84
(cont.)

	ENGINE BEARINGS	YEARS	PART NO.	DESCRIPTION	
B	QTY (cont.)				
	1	Rod Set	68-61	8-3230CP Std-10-20-30-40-50	VINTAGE; Squirt hole removed from all Ford V Engs.; 8-3230CA 60 avail. as unplated & resizeable
	1	Rod Set	68-61	8-3230CA 60 60	VINTAGE; Unplated & resizeable; Squirt hole removed from all Ford V Engs.
	8	Rod Pair	68-61	3230CP Std-1-2-10-20-30-40-50	VINTAGE; Squirt hole removed from all Ford V Engs.
1	Cam Set	68-61	1445M Std Only	VINTAGE	
B	QTY	OIL PUMP	YEARS	PART NO.	DESCRIPTION
	1	Oil Pump	68-61	224-41173	VINTAGE
	1	Oil Pump	68-66	224-43365A	VINTAGE; High Pressure
	1	Oil Pump	68-61	224-41177	VINTAGE; High Volume, check pan for clearance
	1	Inter. Shaft	68-61	224-61114	VINTAGE
	1	Screen Assy.	68-66	224-14158	VINTAGE
1	Screen Assy.	65-61	224-14159	VINTAGE	
B	QTY	GASKETS	YEARS	PART NO.	DESCRIPTION
	1	Kit Gasket Set	68-61	260-1035	VINTAGE; Exh. pipe flange not incl.; Exh. manifold heat shields not incl.
B	QTY	FREEZE PLUGS	YEARS	PART NO.	DESCRIPTION
	1	Brass Block Plug Kit	68-61	381-8017	VINTAGE
	1	Steel Block Plug Kit	68-61	381-4015	VINTAGE
	1	Brass Deep Cup Freeze Plug	68-61	381-9031	1.750" Diameter
	1	Steel Deep Cup Freeze Plug	68-61	381-3088	0.448" Diameter
	1	Steel Deep Cup Freeze Plug	68-61	381-3092	2.396" Diameter
	1	Steel Shallow Cup Freeze Plug	68-61	381-2057	1.750" Diameter

390 6.4L (6392cc) OHV V8 GT (16 Valve), 4.05" Bore (Ford Eng.), 4 Bbl. "VIN S" 1970-1966 85

	TIMING	YEARS	PART NO.	DESCRIPTION	
V	QTY				
	1	3 Piece Set	70-66	KT3-494SA1	VINTAGE; w/1 pc. fuel pump ecc.; (1) 222-494; (1) 223-321; (1) 223-396
	1	Timing Chain	70-66	222-494	48 Links
	1	Crank Sprocket	70-66	223-321	VINTAGE; 18 Teeth
1	Cam Sprocket	70-66	223-396	VINTAGE; Installation doesn't require spacer on cam nose. Older type Engs. used spacer to fit on cam nose through the ID of thrust plate. New types have the spacer cast into sprocket hub; 36 Teeth	
V	QTY	CAMSHAFT/LIFTER	YEARS	PART NO.	DESCRIPTION
	1	Camshaft	68-66	CS-642	VINTAGE; Hydraulic, (050) Duration at .050 Lobe Lift, 200 Exh., 200 Int., 110 Degrees Lobe Separation
	1	Prelube		55-403 Std Only	1.5 oz. packet
	1	Prelube		55-400 Std Only	4 oz. bottle; 1.5 oz. packet No. 55-403 also avail.
	16	Lifter	69-66	HT-2083 Std Only	Hyd.
	16	Lifter	69-66	AT-872 Std Only	Mech.; 1.830" Length
	16	Lifter, Bulk	69-66	HT-2083B Std Only	Hyd.; Carton of 122
16	Lifter, Bulk	69-66	AT-872B Std Only	Mech.; Carton of 122	
V	QTY	PUSH ROD	YEARS	PART NO.	DESCRIPTION
	16	Push Rod	69-66	RP-3227R Std Only	Ball & ball type ends; Chrome-Moly; 9.5950" O.A.L.
	16	Push Rod	69-66	RP-3172C Std Only	VINTAGE; 9.5910" O.A.L.
	16	Push Rod	69-66	RP-3172B Std Only	VINTAGE; Ball & ball type ends; 9.5600" O.A.L.
	16	Push Rod	69-66	RP-3172 Std Only	VINTAGE; Ball & ball type ends; 9.6210" O.A.L.
	16	Push Rod	69-66	RP-3172A Std Only	VINTAGE; Ball & ball type ends; 9.6800" O.A.L.
	16	Push Rod, Bulk	69-66	BRP-3172B Std Only	VINTAGE; Ball & ball type ends; Carton of 100; 9.5600" O.A.L.
	16	Push Rod, Bulk	69-66	BRP-3172 Std Only	VINTAGE; Ball & ball type ends; Carton of 100; 9.6210" O.A.L.
V	QTY	ROCKER PARTS	YEARS	PART NO.	DESCRIPTION
	16	Arm	69-66	R-814 Std Only	VINTAGE; Non-adj.
2	Rocker Shaft	69-66	RS-621 Std Only	VINTAGE	
V	QTY	VALVE	YEARS	PART NO.	DESCRIPTION
	8	Exhaust	69-66	V-1853 Std-15	VINTAGE; Chrome plated stem; 1.5580" Head Dia., 0.3715" Stem Dia., 5.4360" O.A.L.
	8	Intake	69-66	V-1539 Std-15	VINTAGE; 2.0270" Head Dia., 0.3716" Stem Dia., 5.4460" O.A.L.
8	Intake	69-66	V-1809 Std Only	VINTAGE; Chrome plated stem; 2.0300" Head Dia., 0.3716" Stem Dia., 5.4440" O.A.L.	
V	QTY	VALVE GUIDE	YEARS	PART NO.	DESCRIPTION
	8	Guide	69-66	VG-5007 Std Only	Loc. Exhaust; 0.3725" ID, 2.3800" O.A.L.
	8	Guide	69-66	VG-5007 Std Only	Loc. Intake; 0.3725" ID, 2.3800" O.A.L.
8	Guide, Bulk	69-66	VG-5007B Std Only	Loc. Exhaust; Carton of 50; 0.3725" ID, 2.3800" O.A.L.	

(continued on next page)

Ford Car (Incl. Edsel, Ford, Lincoln, Mercury)

85 390 6.4L (6392cc) OHV V8 GT (16 Valve), 4.05" Bore (Ford Eng.), 4 Bbl. "VIN S" 1970-1966
(cont.)

QTY	VALVE GUIDE (cont.)	YEARS	PART NO.	DESCRIPTION
8	Guide, Bulk	69-66	VG-5007B Std Only	Loc. Intake; Carton of 50; 0.3725" ID, 2.3800" O.A.L
16	Spring	69-66	VS-682 Std Only	VINTAGE; Incl. damper; 2.1200" Free Height
16	Spring, Bulk	69-66	VS-682B Std Only	VINTAGE; Incl. damper; Carton of 200; 2.1200" Free Height
16	Valve Stem Seal	69-66	ST-2002 Std Only	Use w/O.E. guide; Installation requires valve guide machining; (PLY) Polyacrylate
16	Valve Stem Seal	69-66	ST-2014 Std Only	Use w/repair guide; Positive type; Installation requires valve guide machining; (TFL) PTFE
16	Valve Stem Seal Bulk	69-66	ST-2002BC Std Only	Use w/O.E. guide; Positive type; Installation requires valve guide machining; Carton of 100; (PLY) Polyacrylate
16	Valve Stem Seal Bulk	69-66	ST-2014BC Std Only	Use w/repair guide; Positive type; Installation requires valve guide machining; Carton of 100; (TFL) PTFE
8	Seat	69-66	245-1687-1 Std Only	Loc. Exh.; 1.6925" OD, 1.4060" ID, 0.2480" Depth
8	Seat	69-66	245-1687-1N Std Only	Loc. Exh.; Premium Material; 1.6925" OD, 1.4060" ID, 0.2480" Depth
8	Seat	69-66	245-2062-1 Std Only	Loc. Int.; 2.0680" OD, 1.8125" ID, 0.2480" Depth
32	Keeper	69-66	VK-138A Std Only	1 groove; Square cut key groove; Carton pack 24
32	Keeper	69-66	VK-138 Std Only	1 groove; Square cut key groove; Carton pack 32
32	Keeper	69-66	VK-138R Std Only	1 groove; Square cut key groove; Hardened
32	Keeper, Bulk	69-66	VK-138B Std Only	1 groove; Square cut key groove; Carton of 1000
16	Spring Insert	69-66	259-103C Std Only	.015"; ID 1.030"; Carton of 100
16	Spring Insert	69-66	259-103B Std Only	.030"; ID 1.030"; Carton of 100
16	Spring Insert	69-66	259-103BRS Std Only	.030"; ID 1.030"; Carton of 500
16	Spring Insert	69-66	259-103A Std Only	.060"; ID 1.030"; Carton of 100
16	Spring Insert	69-66	259-103ARS Std Only	.060"; ID 1.030"; Carton of 500
8	Cast Piston	69-66	H304P Std-20-30-40-60	VINTAGE; Hypereutectic; .9751" Pin Dia.; 1 Ring 5/64 Groove, 1 Ring 3/32 Groove, 1 Ring 3/16 Groove, 1.759 CD, Recessed Head .080 deep x 3.220 dia. w/4 valve reliefs
8	Cast Piston - Individual	69-66	WH304P Std-20-30-40-60	VINTAGE; Hypereutectic; .9751" Pin Dia.; 1 Ring 5/64 Groove, 1 Ring 3/32 Groove, 1 Ring 3/16 Groove, 1.759 CD, Recessed Head .080 deep x 3.220 dia. w/4 valve reliefs
8	POWERFORGED	68-66	L-2291F Std-20-30-40-60	Powerforged; 0.9751" Pin Dia.; 1 Ring 5/64 Groove, 1 Ring 3/32 Groove, 1 Ring 3/16 Groove, 1.776 CD, Flat, 4 reliefs; DUROSHIELD® skirt coated piston
8	POWERFORGED Piston-Individual	68-66	WL-2291F Std-20-30-40-60	Powerforged; 0.9751" Pin Dia.; 1 Ring 5/64 Groove, 1 Ring 3/32 Groove, 1 Ring 3/16 Groove, 1.776 CD, Flat, 4 reliefs; DUROSHIELD® skirt coated piston
8	Pin Bushing	69-66	2304V	VINTAGE; Split type bushing
8	Pin Bushing	69-66	2304V20	VINTAGE; Split type bushing
1	Premium Set	69-66	E-180K Std-20-30-40-60	VINTAGE; 1-5/64, 1-3/32, 1-3/16; Check piston grooving before using; Premium Moly
1	Premium Set	69-66	E-260K Std Only	VINTAGE; 2-5/64, 1-3/16; Check piston grooving before using; Premium Moly
1	Standard Set	69-66	E-180X Std-20-30-40-60	VINTAGE; 1-5/64, 1-3/32, 1-3/16; Check piston grooving before using; Iron
8	Repair Sleeve	69-66	SL-197M Std Only	VINTAGE; 3/32" wall, cut to length; Press fit sleeve
1	Main Set	69-66	125M Std-10	Performance; 3/4 grooved
1	Main Set	69-66	4261M Std-1-10-20-30-40-50-60	VINTAGE; 3.824" max. flange OD
1	Rod Set	69-66	8-7170CH Std-1-10-20	Performance
1	Rod Set	69-66	8-3230CP Std-10-20-30-40-50	VINTAGE; Squirt hole removed from all Ford V Engs.; 8-3230CA 60 avail. as unplated & resizeable
1	Rod Set	69-66	8-3230CA 60 60	VINTAGE; Unplated & resizeable; Squirt hole removed from all Ford V Engs.
8	Rod Pair	69-66	3230CP Std-1-2-10-20-30-40-50	VINTAGE; Squirt hole removed from all Ford V Engs.
1	Cam Set	69-66	1445M Std Only	VINTAGE
1	Oil Pump	70-69	224-41173	VINTAGE
1	Oil Pump	70-66	224-43365A	VINTAGE; High Pressure
1	Oil Pump	70-66	224-41177	VINTAGE; High Volume, check pan for clearance

(continued on next page)

Ford Car (Incl. Edsel, Ford, Lincoln, Mercury)

390 6.4L (6392cc) OHV V8 GT (16 Valve), 4.05" Bore (Ford Eng.), 4 Bbl. "VIN S" 1970-1966 85
(cont.)

BLOCK	QTY	OIL PUMP (cont.)	YEARS	PART NO.	DESCRIPTION	BLOCK
	1	Oil Pump	68-66	224-41169	VINTAGE	
	1	Inter. Shaft	70-66	224-61114	VINTAGE	
	1	Screen Assy.	70-66	224-14158	VINTAGE	
	QTY	GASKETS	YEARS	PART NO.	DESCRIPTION	
	1	Kit Gasket Set	70-66	260-1035	VINTAGE; Exh. pipe flange not incl.; Exh. manifold heat shields not incl.	
	QTY	FREEZE PLUGS	YEARS	PART NO.	DESCRIPTION	
	1	Brass Block Plug Kit	69-66	381-8017	VINTAGE	
	1	Steel Block Plug Kit	69-66	381-4015	VINTAGE	
	1	Brass Deep Cup Freeze Plug	69-66	381-9031	1.750" Diameter	
	1	Steel Deep Cup Freeze Plug	69-66	381-3088	0.448" Diameter	
	1	Steel Deep Cup Freeze Plug	69-66	381-3092	2.396" Diameter	
	1	Steel Shallow Cup Freeze Plug	69-66	381-2057	1.750" Diameter	

400 6.6L (6556cc) OHV V8 (16 Valve), 4" Bore (Ford Eng.), 2 Bbl. "VIN S" 1979-1971 86

VALVE TRAIN	QTY	TIMING	YEARS	PART NO.	DESCRIPTION	VALVE TRAIN
	1	3 Piece Set	79-73	KT3-498SA2	VINTAGE	
	1	3 Piece Set	72-71	KT3-494SA2	(1) 222-494; (1) 223-420A; (1) 223-493	
	1	Timing Chain	79-73	222-498	48 Links	
	1	Timing Chain	72-71	222-494	48 Links	
	1	Crank Sprocket	79-73	223-475	VINTAGE; If engine is equipped with an oil shield, the oil shield must be discarded when installing crankshaft sprocket 223-475; 18 Teeth	
	1	Crank Sprocket	72-71	223-493	If engine is equipped with an oil shield, the oil shield must be discarded when installing crankshaft sprocket 223-493; 18 Teeth	
	1	Cam Sprocket	72-71	223-420A	36 Teeth	
	QTY	CAMSHAFT/LIFTER	YEARS	PART NO.	DESCRIPTION	
	1	Camshaft	79-71	CS-667	Hydraulic, (050) Duration at .050 Lobe Lift, 198 Exh., 192 Int., 110 Degrees Lobe Separation	
	1	Prelube		55-403 Std Only	1.5 oz. packet	
	1	Prelube		55-400 Std Only	4 oz. bottle; 1.5 oz. packet No. 55-403 also avail.	
	16	Lifter	79-71	HT-900 Std Only	Hyd.	
	16	Lifter, Bulk	79-71	HT-900B Std Only	Hyd.; Carton of 122	
	QTY	CAM KIT	YEARS	PART NO.	DESCRIPTION	
	1	Cam/Lifter Kit	79-71	KC-667	Hyd.; (1) 55-403B; (1) CS-667; (16) HT-900	
	1	Cam/Lifter/Timing Kit	72-71	KCT-667	Hyd.; (1) 55-403B; (1) CS-667; (16) HT-900; (1) KT3-494SA2	
	QTY	PUSH ROD	YEARS	PART NO.	DESCRIPTION	
	16	Push Rod	79-71	RP-3186 Std Only	9.5000" O.A.L.	
	16	Push Rod, Bulk	79-71	BRP-3186 Std Only	Carton of 100; 9.5000" O.A.L.	
	QTY	ROCKER PARTS	YEARS	PART NO.	DESCRIPTION	
	16	Arm Assy.	79-71	R-855 Std Only	Incl. arm & pivot	
	16	Arm Assy., Bulk	79-71	R-855B Std Only	Incl. arm & pivot; Carton of 64	
	16	Arm	79-71	R-855A Std Only		
	16	Bolt	79-71	MR-1951 Std Only	5/16" X 18 UNC w/o washer	
	16	Bolt	79-71	MR-1847 Std Only	5/16" X 18 UNC w/Washer	
	16	Pivot	79-71	MR-1811 Std Only		
	QTY	VALVE	YEARS	PART NO.	DESCRIPTION	
	8	Exhaust	79-78	V-2095 Std-15	Chrome plated stem; 1.6560" Head Dia., 0.3414" Stem Dia., 5.0500" O.A.L.	
	8	Exhaust	77-71	V-2030 Std-15	VINTAGE; 4 groove; Chrome plated stem; 1.6550" Head Dia., 0.3414" Stem Dia., 5.0500" O.A.L.	
	8	Exhaust, Bulk	77-71	V-2030B 15 15	VINTAGE; Chrome plated stem; 4 groove; Carton of 25; 1.6550" Head Dia., 0.3564" Stem Dia., 5.0500" O.A.L.	
	8	Intake	79	V-2142 Std Only	1 groove; Chrome plated stem; 2.0400" Head Dia., 0.3420" Stem Dia., 5.2310" O.A.L.	
	8	Intake	78-71	V-2075 Std-15	VINTAGE; 4 groove; Chrome plated stem; 2.0410" Head Dia., 0.3420" Stem Dia., 5.2310" O.A.L.	
	QTY	VALVE GUIDE	YEARS	PART NO.	DESCRIPTION	
	8	Guide	79-71	VG-5038 Std Only	Loc. Int.; 0.3430" ID, 2.1200" O.A.L.	
	8	Guide, Bulk	79-71	VG-5038B Std Only	Loc. Int.; Carton of 50; 0.3430" ID, 2.1200" O.A.L.	
	QTY	VALVE SPRING	YEARS	PART NO.	DESCRIPTION	
	8	Spring	79-78	VS-1435 Std Only	Loc. Exh.; 1.9650" Free Height	
	8	Spring	79-71	VS-703 Std Only	Loc. Int.; 2.0560" Free Height	
	8	Spring	77-71	VS-703 Std Only	Loc. Exh.; 2.0560" Free Height	
	8	Spring, Bulk	79-78	VS-1435B Std Only	Loc. Exh.; Carton of 250; 1.9650" Free Height	
	8	Spring, Bulk	79-71	VS-703B Std Only	Loc. Int.; Carton of 250; 2.0560" Free Height	

(continued on next page)

Ford Car (Incl. Edsel, Ford, Lincoln, Mercury)

86 400 6.6L (6556cc) OHV V8 (16 Valve), 4" Bore (Ford Eng.), 2 Bbl. "VIN S" 1979-1971
(cont.)

QTY	VALVE SPRING (cont.)	YEARS	PART NO.	DESCRIPTION
8	Spring, Bulk	77-71	VS-703B Std Only	Loc. Exh.; Carton of 250; 2.0560" Free Height
16	Valve Stem Seal	79-71	MV-1817C Std Only	Umbrella type; (PLY) Polyacrylate
16	Valve Stem Seal	79-71	ST-2001 Std Only	Use w/O.E. guide; Positive type; Installation requires valve guide machining; (RBBTF) Rubber/PTFE
16	Valve Stem Seal	79-71	MV-1903 Std Only	Use w/repair guide; Positive type; (RBB) Rubber
16	Valve Stem Seal Bulk	79-71	MV-1817 Std Only	Umbrella type; Carton of 100; (PLY) Polyacrylate
16	Valve Stem Seal Bulk	79-71	ST-2001BC Std Only	Use w/O.E. guide; Positive type; Installation requires valve guide machining; Carton of 100; (RBBTF) Rubber/PTFE
QTY	VALVE SEAT	YEARS	PART NO.	DESCRIPTION
8	Seat	79-71	245-1750-2 Std Only	Loc. Exh.; 1.7550" OD, 1.5000" ID, 0.2160" Depth
8	Seat	79-71	245-1750-2N Std Only	Loc. Exh.; Premium Material; 1.7550" OD, 1.5000" ID, 0.2160" Depth
8	Seat	79-71	245-2125-2 Std Only	Loc. Int.; 2.1305" OD, 1.8750" ID, 0.2480" Depth
QTY	VALVE, MISC	YEARS	PART NO.	DESCRIPTION
32	Keeper	79-77	VK-115A Std Only	1 groove; Square cut key groove; Carton pack 24
32	Keeper	79-77	VK-115 Std Only	1 groove; Square cut key groove; Carton pack 32
32	Keeper	79-77	VK-115R Std Only	1 groove; Square cut key groove; Hardened
32	Keeper	79-71	VK-205 Std Only	4 groove
32	Keeper	79-71	VK-205R Std Only	4 groove; Hardened
32	Keeper, Bulk	79-77	VK-115B Std Only	1 groove; Square cut key groove; Carton of 1000
16	Spring Insert	79-71	259-103C Std Only	.015"; ID 1.030"; Carton of 100
16	Spring Insert	79-71	259-103B Std Only	.030"; ID 1.030"; Carton of 100
16	Spring Insert	79-71	259-103BRS Std Only	.030"; ID 1.030"; Carton of 500
16	Spring Insert	79-71	259-103A Std Only	.060"; ID 1.030"; Carton of 100
16	Spring Insert	79-71	259-103ARS Std Only	.060"; ID 1.030"; Carton of 500
QTY	PISTON	YEARS	PART NO.	DESCRIPTION
8	Cast Piston	79-71	427NP Std-20-30-40-60	Cast; .9751" Pin Dia.; 2 Rings 5/64 Groove, 1 Ring 3/16 Groove, 1.630 CD, Recessed Head .145 deep x 3.000 dia. w/2 valve reliefs - 7.9:1 C.R.
8	Cast Piston - Individual	79-71	W427NP 30 30	Cast; .9751" Pin Dia.; 2 Rings 5/64 Groove, 1 Ring 3/16 Groove, 1.630 CD, Recessed Head .145 deep x 3.000 dia. w/2 valve reliefs - 7.9:1 C.R.
8	Cast Piston - Individual	79-71	W427P 20 20	Cast; .9751" Pin Dia.; 2 Rings 5/64 Groove, 1 Ring 3/16 Groove, 1.630 CD, Recessed Head .145 deep x 3.000 dia. w/2 valve reliefs - 7.9:1 C.R.
QTY	RINGS	YEARS	PART NO.	DESCRIPTION
1	Premium Set	79-71	E-251KC Std-20-30-40-60	2-5/64, 1-3/16; Premium Chrome
1	Premium Set	79-71	E-251K Std-10-20-30-40-60	2-5/64, 1-3/16; Premium Moly
1	Standard Set	79-71	E-251X Std-10-20-30-40-60-80	2-5/64, 1-3/16; Iron
8	Premium Single Cylinder Set	79-71	WE-251K Std-30-40-60	2-5/64, 1-3/16; Premium Moly
8	Standard Single Cylinder Set	79-71	WE-251X Std-30-40-60	2-5/64, 1-3/16; Iron
QTY	SLEEVE	YEARS	PART NO.	DESCRIPTION
1	Repair Sleeve	79-71	SL-22Y Std Only	1/8" wall, must be cut to correct length; O.A.L. 10.250"
1	Repair Sleeve	79-71	SL-22M Std Only	3/32" wall, must be cut to correct length; O.A.L. 10.250"
QTY	ENGINE BEARINGS	YEARS	PART NO.	DESCRIPTION
1	Main Set	79-77	5078M Std-1-10-20-30-40	.020" O/S length flange brg.
1	Main Set	79-77	7154M 10 10-20-30	A-Series aluminum bearings
1	Main Set	79-77	5078MA Std-1-10-20-30-40	Race Performance
1	Main Set	79-77	130M Std-1-1X-10-20	Race Performance; DUROSHIELD® coated bearings
1	Main Set	79-77	C130M Std-1X-10	VINTAGE
1	Main Set	76-71	5107M Std-1-10-20-30-40	VINTAGE; .10MM O/S length flange brg.
1	Main Set	76-71	7448M 20 20-40	
1	Rod Set	79-71	8-3400CP Std-1-10-20-30-40	Performance
1	Rod Set	79-71	8-7175CH 10 10	
8	Rod Pair	79-71	3400CP Std-1-10-20-30-40	Babbitt material; Full round design
1	Cam Set	79-71	1403M Std Only	
QTY	OIL PUMP	YEARS	PART NO.	DESCRIPTION
1	Oil Pump	79-71	224-41166	
1	Oil Pump	79-71	224-41166V	High Volume, check pan for clearance
1	Pump Repair Kit	79-71	224-51139	
1	Inter. Shaft	79-71	224-61166	
1	Screen Assy.	78-71	224-11166	VINTAGE
QTY	GASKETS	YEARS	PART NO.	DESCRIPTION
1	Kit Gasket Set	79-71	260-1014	Int. manifold gskt. not incl.; Premium valve stem seals incl.
1	Valley Pan Gasket Set	79-75	260-4004	
QTY	FREEZE PLUGS	YEARS	PART NO.	DESCRIPTION
1	Brass Block Plug Kit	79-71	381-8016	
1	Steel Block Plug Kit	79-71	381-4018	

(continued on next page)

Ford Car (Incl. Edsel, Ford, Lincoln, Mercury)

400 6.6L (6556cc) OHV V8 (16 Valve), 4" Bore (Ford Eng.), 2 Bbl. "VIN S" 1979-1971 86
(cont.)

	QTY	FREEZE PLUGS (cont.)	YEARS	PART NO.	DESCRIPTION		
	1	Steel Shallow Cup Freeze Plug	79-71	381-2157	2.250" Diameter		
K I T S	RE-RING KIT					PREMIUM	ECONOMY
	YEARS	DESCRIPTION				KIT NO.	KIT NO.
	79-71	Int. manifold gskt. not incl.; Premium valve stem seals incl.			Re-ring	205-624	205-124
	79-77	Int. manifold gskt. not incl.; Incl. A-Series aluminum bearings ; Premium valve stem seals incl.			Re-ring w/Mains	205-624AM	205-124AM
	OVERHAUL KIT					PREMIUM	ECONOMY
	YEARS	DESCRIPTION				KIT NO.	KIT NO.
	72-71	Int. manifold gskts. not incl.; Premium valve stem seals incl.			Master w/o Rods & Mains	505-624P	505-124P

406 6.6L (6654cc) OHV V8 (16 Valve), 4.125" Bore (Ford Eng.), 4 Bbl. "VIN B" 1963-1962 87

	QTY	TIMING	YEARS	PART NO.	DESCRIPTION	
	1	3 Piece Set	63	KT3-494SA4	Exc. Ford Thunderbird Base Mercury Colony Park Base, Commuter Base, Marauder Base, Monterey Base; VINTAGE; (1) 222-494; (1) 223-284; (1) 223-321	
	1	3 Piece Set	63-62	KT3-494SA1	VINTAGE; w/1 pc. fuel pump ecc.; (1) 222-494; (1) 223-321; (1) 223-396	
	1	3 Piece Set	62	KT3-494SA4	Exc. Mercury Colony Park Base, Commuter Base, Monterey Base; VINTAGE; (1) 222-494; (1) 223-284; (1) 223-321	
	1	Timing Chain	63-62	222-494	48 Links	
	1	Crank Sprocket	63-62	223-321	VINTAGE; 18 Teeth	
	1	Cam Sprocket	63	223-396	Ford Thunderbird Base Mercury Colony Park Base, Commuter Base, Marauder Base, Monterey Base; VINTAGE; Installation doesn't require spacer on cam nose. Older type Eng. used spacer to fit on cam nose through the ID of thrust plate. New types have the spacer cast into sprocket hub; 36 Teeth	
	1	Cam Sprocket	62	223-396	Mercury Colony Park Base, Commuter Base, Monterey Base; VINTAGE; Installation doesn't require spacer on cam nose. Older type Eng. used spacer to fit on cam nose through the ID of thrust plate. New types have the spacer cast into sprocket hub; 36 Teeth	
V A L V E T R A I N	QTY	CAMSHAFT/LIFTER	YEARS	PART NO.	DESCRIPTION	
	16	Lifter	63-62	AT-872 Std Only	Mech.; 1.830" Length	
	16	Lifter, Bulk	63-62	AT-872B Std Only	Mech.; Carton of 122	
	QTY	PUSH ROD	YEARS	PART NO.	DESCRIPTION	
	16	Push Rod	63-62	RP-3230R Std Only	Ball & cup type ends; Chrome-Moly; 9.3300" O.A.L.	
	16	Push Rod	63-62	RP-3023 Std Only	VINTAGE; Ball & cup type ends; 9.5300" O.A.L.	
	QTY	VALVE	YEARS	PART NO.	DESCRIPTION	
	8	Exhaust	63-62	V-1853 Std-15	VINTAGE; w/C2AZ-6049A cyl. head; Chrome plated stem; 1.5580" Head Dia., 0.3715" Stem Dia., 5.4360" O.A.L.	
	8	Exhaust	63-62	V-1875 Std Only	w/C2AZ-6049B cyl. head; Chrome plated stem; 1.6520" Head Dia., 0.3705" Stem Dia., 5.4260" O.A.L.	
	QTY	VALVE GUIDE	YEARS	PART NO.	DESCRIPTION	
	8	Guide	63-62	VG-5007 Std Only	Loc. Exhaust; 0.3725" ID, 2.3800" O.A.L	
	8	Guide	63-62	VG-5007 Std Only	Loc. Intake; 0.3725" ID, 2.3800" O.A.L	
	8	Guide, Bulk	63-62	VG-5007B Std Only	Loc. Exhaust; Carton of 50; 0.3725" ID, 2.3800" O.A.L	
	8	Guide, Bulk	63-62	VG-5007B Std Only	Loc. Intake; Carton of 50; 0.3725" ID, 2.3800" O.A.L	
	QTY	VALVE SPRING	YEARS	PART NO.	DESCRIPTION	
	16	Spring	63-62	VS-717 Std Only	VINTAGE; Incl. damper; 2.0260" Free Height	
	QTY	VALVE SEAL	YEARS	PART NO.	DESCRIPTION	
	16	Valve Stem Seal	63-62	ST-2002 Std Only	Use w/O.E. guide; Installation requires valve guide machining; (PLY) Polyacrylate	
16	Valve Stem Seal	63-62	ST-2014 Std Only	Use w/repair guide; Positive type; Installation requires valve guide machining; (TFL) PTFE		
16	Valve Stem Seal Bulk	63-62	ST-2002BC Std Only	Use w/O.E. guide; Positive type; Installation requires valve guide machining; Carton of 100; (PLY) Polyacrylate		
16	Valve Stem Seal Bulk	63-62	ST-2014BC Std Only	Use w/repair guide; Positive type; Installation requires valve guide machining; Carton of 100; (TFL) PTFE		
QTY	VALVE SEAT	YEARS	PART NO.	DESCRIPTION		
8	Seat	63-62	245-1687-1 Std Only	Loc. Exh.; w/C2AZ-6049A cyl. head; 1.6925" OD, 1.4060" ID, 0.2480" Depth		
8	Seat	63-62	245-1687-1N Std Only	Loc. Exh.; w/C2AZ-6049A cyl. head; Premium Material; 1.6925" OD, 1.4060" ID, 0.2480" Depth		
8	Seat	63-62	245-1750-2 Std Only	Loc. Exh.; w/C2AZ-6049B cyl. head; 1.7550" OD, 1.5000" ID, 0.2160" Depth		

(continued on next page)

Ford Car (Incl. Edsel, Ford, Lincoln, Mercury)

87 406 6.6L (6654cc) OHV V8 (16 Valve), 4.125" Bore (Ford Eng.), 4 Bbl. "VIN B" 1963-1962
(cont.)

QTY	VALVE SEAT (cont.)	YEARS	PART NO.	DESCRIPTION
8	Seat	63-62	245-1750-2N Std Only	Loc. Exh.; w/C2AZ-6049B cyl. head; Premium Material; 1.7550" OD, 1.5000" ID, 0.2160" Depth
8	Seat	63-62	245-2062-1 Std Only	Loc. Int.; 2.0680" OD, 1.8125" ID, 0.2480" Depth
QTY	VALVE, MISC	YEARS	PART NO.	DESCRIPTION
32	Keeper	63-62	VK-138A Std Only	1 groove; Square cut key groove; Carton pack 24
32	Keeper	63-62	VK-138 Std Only	1 groove; Square cut key groove; Carton pack 32
32	Keeper	63-62	VK-138R Std Only	1 groove; Square cut key groove; Hardened
32	Keeper, Bulk	63-62	VK-138B Std Only	1 groove; Square cut key groove; Carton of 1000
16	Spring Insert	63-62	259-103C Std Only	.015"; ID 1.030"; Carton of 100
16	Spring Insert	63-62	259-103B Std Only	.030"; ID 1.030"; Carton of 100
16	Spring Insert	63-62	259-103BRS Std Only	.030"; ID 1.030"; Carton of 500
16	Spring Insert	63-62	259-103A Std Only	.060"; ID 1.030"; Carton of 100
16	Spring Insert	63-62	259-103ARS Std Only	.060"; ID 1.030"; Carton of 500
QTY	PISTON	YEARS	PART NO.	DESCRIPTION
8	Pin Bushing	63-62	2304V	VINTAGE; Split type bushing
8	Pin Bushing	63-62	2304V20	VINTAGE; Split type bushing
QTY	ENGINE BEARINGS	YEARS	PART NO.	DESCRIPTION
1	Main Set	63-62	4020M Std-10	VINTAGE; 3.684" max. flange OD
1	Rod Set	63-62	8-3230CP Std-10-20-30-40-50	VINTAGE; Squirt hole removed from all Ford V Engs.; 8-3230CA 60 avail. as unplated & resizeable
1	Rod Set	63-62	8-3230CA 60 60	VINTAGE; Unplated & resizeable; Squirt hole removed from all Ford V Engs.
8	Rod Pair	63-62	3230CP Std-1-2-10-20-30-40-50	VINTAGE; Squirt hole removed from all Ford V Engs.
1	Cam Set	63-62	1445M Std Only	VINTAGE
QTY	OIL PUMP	YEARS	PART NO.	DESCRIPTION
1	Oil Pump	63-62	224-43365A	VINTAGE; High Pressure
1	Oil Pump	63-62	224-41177	VINTAGE; High Volume, check pan for clearance
1	Inter. Shaft	63-62	224-61114	VINTAGE
QTY	GASKETS	YEARS	PART NO.	DESCRIPTION
1	Kit Gasket Set	63-62	260-1035	VINTAGE; Closed heat passage int. manifold gskts. not incl.; Exh. pipe flange not incl.
QTY	FREEZE PLUGS	YEARS	PART NO.	DESCRIPTION
1	Brass Block Plug Kit	63-62	381-8017	VINTAGE
1	Steel Block Plug Kit	63-62	381-4015	VINTAGE
1	Brass Deep Cup Freeze Plug	63-62	381-9031	1.750" Diameter
1	Steel Deep Cup Freeze Plug	63-62	381-3088	0.448" Diameter
1	Steel Deep Cup Freeze Plug	63-62	381-3092	2.396" Diameter
1	Steel Shallow Cup Freeze Plug	63-62	381-2057	1.750" Diameter

88 406 6.6L (6654cc) OHV V8 (16 Valve), 4.125" Bore (Ford Eng.), 3-2 Bbl. "VIN G" 1963-1962

QTY	TIMING	YEARS	PART NO.	DESCRIPTION
1	3 Piece Set	63	KT3-494SA4	Exc. Ford Thunderbird Base Mercury Colony Park Base, Commuter Base, Marauder Base, Monterey Base; VINTAGE; (1) 222-494; (1) 223-284; (1) 223-321
1	3 Piece Set	63	KT3-494SA1	Ford Thunderbird Base Mercury Colony Park Base, Commuter Base, Marauder Base, Monterey Base; VINTAGE; w/1 pc. fuel pump ecc.; (1) 222-494; (1) 223-321; (1) 223-396
1	3 Piece Set	62	KT3-494SA4	Exc. Mercury Colony Park Base, Commuter Base, Monterey Base; VINTAGE; (1) 222-494; (1) 223-284; (1) 223-321
1	3 Piece Set	62	KT3-494SA1	Mercury Colony Park Base, Commuter Base, Monterey Base; VINTAGE; w/1 pc. fuel pump ecc.; (1) 222-494; (1) 223-321; (1) 223-396
1	Timing Chain	63-62	222-494	48 Links
1	Crank Sprocket	63-62	223-321	VINTAGE; 18 Teeth
1	Cam Sprocket	63-62	223-396	VINTAGE; Installation doesn't require spacer on cam nose. Older type Engs. used spacer to fit on cam nose through the ID of thrust plate. New types have the spacer cast into sprocket hub; 36 Teeth
QTY	CAMSHAFT/LIFTER	YEARS	PART NO.	DESCRIPTION
16	Lifter	63-62	AT-872 Std Only	Mech.; 1.830" Length
16	Lifter, Bulk	63-62	AT-872B Std Only	Mech.; Carton of 122
QTY	PUSH ROD	YEARS	PART NO.	DESCRIPTION
16	Push Rod	63-62	RP-3230R Std Only	Ball & cup type ends; Chrome-Moly; 9.3300" O.A.L.
16	Push Rod	63-62	RP-3023 Std Only	VINTAGE; Ball & cup type ends; 9.5300" O.A.L.

(continued on next page)

Ford Car (Incl. Edsel, Ford, Lincoln, Mercury)

406 6.6L (6654cc) OHV V8 (16 Valve), 4.125" Bore (Ford Eng.), 3-2 Bbl. "VIN G" 1963-1962 **88**
(cont.)

QTY	VALVE	YEARS	PART NO.	DESCRIPTION
8	Exhaust	63-62	V-1853 Std-15	VINTAGE; w/C2AZ-6049A cyl. head; Chrome plated stem; 1.5580" Head Dia., 0.3715" Stem Dia., 5.4360" O.A.L.
8	Exhaust	63-62	V-1875 Std Only	w/C2AZ-6049B cyl. head; Chrome plated stem; 1.6520" Head Dia., 0.3705" Stem Dia., 5.4260" O.A.L.
QTY	VALVE GUIDE	YEARS	PART NO.	DESCRIPTION
8	Guide	63-62	VG-5007 Std Only	Loc. Exhaust; 0.3725" ID, 2.3800" O.A.L
8	Guide	63-62	VG-5007 Std Only	Loc. Intake; 0.3725" ID, 2.3800" O.A.L
8	Guide, Bulk	63-62	VG-5007B Std Only	Loc. Exhaust; Carton of 50; 0.3725" ID, 2.3800" O.A.L
8	Guide, Bulk	63-62	VG-5007B Std Only	Loc. Intake; Carton of 50; 0.3725" ID, 2.3800" O.A.L
QTY	VALVE SPRING	YEARS	PART NO.	DESCRIPTION
16	Spring	63-62	VS-717 Std Only	VINTAGE; Incl. damper; 2.0260" Free Height
QTY	VALVE SEAL	YEARS	PART NO.	DESCRIPTION
16	Valve Stem Seal	63-62	ST-2002 Std Only	Use w/O.E. guide; Installation requires valve guide machining; (PLY) Polyacrylate
16	Valve Stem Seal	63-62	ST-2014 Std Only	Use w/repair guide; Positive type; Installation requires valve guide machining; (TFL) PTFE
16	Valve Stem Seal Bulk	63-62	ST-2002BC Std Only	Use w/O.E. guide; Positive type; Installation requires valve guide machining; Carton of 100; (PLY) Polyacrylate
16	Valve Stem Seal Bulk	63-62	ST-2014BC Std Only	Use w/repair guide; Positive type; Installation requires valve guide machining; Carton of 100; (TFL) PTFE
QTY	VALVE SEAT	YEARS	PART NO.	DESCRIPTION
8	Seat	63-62	245-1687-1 Std Only	Loc. Exh.; w/C2AZ-6049A cyl. head; 1.6925" OD, 1.4060" ID, 0.2480" Depth
8	Seat	63-62	245-1687-1N Std Only	Loc. Exh.; w/C2AZ-6049A cyl. head; Premium Material; 1.6925" OD, 1.4060" ID, 0.2480" Depth
8	Seat	63-62	245-1750-2 Std Only	Loc. Exh.; w/C2AZ-6049B cyl. head; 1.7550" OD, 1.5000" ID, 0.2160" Depth
8	Seat	63-62	245-1750-2N Std Only	Loc. Exh.; w/C2AZ-6049B cyl. head; Premium Material; 1.7550" OD, 1.5000" ID, 0.2160" Depth
8	Seat	63-62	245-2062-1 Std Only	Loc. Int.; 2.0680" OD, 1.8125" ID, 0.2480" Depth
QTY	VALVE, MISC	YEARS	PART NO.	DESCRIPTION
32	Keeper	63-62	VK-138A Std Only	1 groove; Square cut key groove; Carton pack 24
32	Keeper	63-62	VK-138 Std Only	1 groove; Square cut key groove; Carton pack 32
32	Keeper	63-62	VK-138R Std Only	1 groove; Square cut key groove; Hardened
32	Keeper, Bulk	63-62	VK-138B Std Only	1 groove; Square cut key groove; Carton of 1000
16	Spring Insert	63-62	259-103C Std Only	.015"; ID 1.030"; Carton of 100
16	Spring Insert	63-62	259-103B Std Only	.030"; ID 1.030"; Carton of 100
16	Spring Insert	63-62	259-103BR Std Only	.030"; ID 1.030"; Carton of 500
16	Spring Insert	63-62	259-103A Std Only	.060"; ID 1.030"; Carton of 100
16	Spring Insert	63-62	259-103ARS Std Only	.060"; ID 1.030"; Carton of 500
QTY	PISTON	YEARS	PART NO.	DESCRIPTION
8	Pin Bushing	63-62	2304V	VINTAGE; Split type bushing
8	Pin Bushing	63-62	2304V20	VINTAGE; Split type bushing
QTY	ENGINE BEARINGS	YEARS	PART NO.	DESCRIPTION
1	Main Set	63-62	4020M Std-10	VINTAGE; 3.684" max. flange OD
1	Rod Set	63-62	8-3230CP Std-10-20-30-40-50	VINTAGE; Squirt hole removed from all Ford V Engs.; 8-3230CA 60 avail. as unplated & resizeable
1	Rod Set	63-62	8-3230CA 60 60	VINTAGE; Unplated & resizeable; Squirt hole removed from all Ford V Engs.
8	Rod Pair	63-62	3230CP Std-1-2-10-20-30-40-50	VINTAGE; Squirt hole removed from all Ford V Engs.
1	Cam Set	63-62	1445M Std Only	VINTAGE
QTY	OIL PUMP	YEARS	PART NO.	DESCRIPTION
1	Oil Pump	63-62	224-43365A	VINTAGE; High Pressure
1	Oil Pump	63-62	224-41177	VINTAGE; High Volume, check pan for clearance
1	Inter. Shaft	63-62	224-61114	VINTAGE
QTY	GASKETS	YEARS	PART NO.	DESCRIPTION
1	Kit Gasket Set	63-62	260-1035	VINTAGE; Closed heat passage int. manifold gskts. not incl.; Exh. pipe flange not incl.
QTY	FREEZE PLUGS	YEARS	PART NO.	DESCRIPTION
1	Brass Block Plug Kit	63-62	381-8017	VINTAGE
1	Steel Block Plug Kit	63-62	381-4015	VINTAGE
1	Brass Deep Cup Freeze Plug	63-62	381-9031	1.750" Diameter
1	Steel Deep Cup Freeze Plug	63-62	381-3088	0.448" Diameter
1	Steel Deep Cup Freeze Plug	63-62	381-3092	2.396" Diameter
1	Steel Shallow Cup Freeze Plug	63-62	381-2057	1.750" Diameter

VALVE TRAIN

BLOCK

VALVE TRAIN

BLOCK

Ford Car (Incl. Edsel, Ford, Lincoln, Mercury)

89 410 6.7L (6720cc) OHV V8 (16 Valve) (Mercury), 4.05" Bore (Ford Eng.), 4 Bbl. "VIN M" 1967-1966

QTY	TIMING	YEARS	PART NO.	DESCRIPTION
1	3 Piece Set	67-66	KT3-494SA1	VINTAGE; w/1 pc. fuel pump ecc.; (1) 222-494; (1) 223-321; (1) 223-396
1	Timing Chain	67-66	222-494	48 Links
1	Crank Sprocket	67-66	223-321	VINTAGE; 18 Teeth
1	Cam Sprocket	67-66	223-396	VINTAGE; Installation doesn't require spacer on cam nose. Older type Eng. used spacer to fit on cam nose through the ID of thrust plate. New types have the spacer cast into sprocket hub; 36 Teeth
QTY	CAMSHAFT/LIFTER	YEARS	PART NO.	DESCRIPTION
1	Camshaft	67-66	CS-642	VINTAGE; Hydraulic, (050) Duration at .050 Lobe Lift, 200 Exh., 200 Int., 110 Degrees Lobe Separation
1	Prelube		55-403 Std Only	1.5 oz. packet
1	Prelube		55-400 Std Only	4 oz. bottle; 1.5 oz. packet No. 55-403 also avail.
16	Lifter	67-66	HT-2083 Std Only	Hyd.
16	Lifter, Bulk	67-66	HT-2083B Std Only	Hyd.; Carton of 122
QTY	PUSH ROD	YEARS	PART NO.	DESCRIPTION
16	Push Rod	67-66	RP-3227R Std Only	Ball & ball type ends; Chrome-Moly; 9.5950" O.A.L.
16	Push Rod	67-66	RP-3172C Std Only	VINTAGE; 9.5910" O.A.L.
16	Push Rod	67-66	RP-3172B Std Only	VINTAGE; Ball & ball type ends; 9.5600" O.A.L.
16	Push Rod	67-66	RP-3172 Std Only	VINTAGE; Ball & ball type ends; 9.6210" O.A.L.
16	Push Rod	67-66	RP-3172A Std Only	VINTAGE; Ball & ball type ends; 9.6800" O.A.L.
16	Push Rod, Bulk	67-66	BRP-3172B Std Only	VINTAGE; Ball & ball type ends; Carton of 100; 9.5600" O.A.L.
16	Push Rod, Bulk	67-66	BRP-3172 Std Only	VINTAGE; Ball & ball type ends; Carton of 100; 9.6210" O.A.L.
QTY	ROCKER PARTS	YEARS	PART NO.	DESCRIPTION
16	Arm	67-66	R-814 Std Only	VINTAGE
2	Rocker Shaft	67-66	RS-621 Std Only	VINTAGE
QTY	VALVE	YEARS	PART NO.	DESCRIPTION
8	Exhaust	67-66	V-1853 Std-15	VINTAGE; Chrome plated stem; 1.5580" Head Dia., 0.3715" Stem Dia., 5.4360" O.A.L.
8	Intake	67-66	V-1539 Std-15	VINTAGE; 2.0270" Head Dia., 0.3716" Stem Dia., 5.4460" O.A.L.
8	Intake	67-66	V-1809 Std Only	VINTAGE; Chrome plated stem; 2.0300" Head Dia., 0.3716" Stem Dia., 5.4440" O.A.L.
QTY	VALVE GUIDE	YEARS	PART NO.	DESCRIPTION
8	Guide	67-66	VG-5007 Std Only	Loc. Exhaust; 0.3725" ID, 2.3800" O.A.L
8	Guide	67-66	VG-5007 Std Only	Loc. Intake; 0.3725" ID, 2.3800" O.A.L
8	Guide, Bulk	67-66	VG-5007B Std Only	Loc. Exhaust; Carton of 50; 0.3725" ID, 2.3800" O.A.L
8	Guide, Bulk	67-66	VG-5007B Std Only	Loc. Intake; Carton of 50; 0.3725" ID, 2.3800" O.A.L
QTY	VALVE SEAL	YEARS	PART NO.	DESCRIPTION
16	Valve Stem Seal	67-66	ST-2002 Std Only	Installation requires valve guide machining; (PLY) Polyacrylate
16	Valve Stem Seal	67-66	MV-1775C Std Only	VINTAGE; Umbrella type; (PLY) Polyacrylate
16	Valve Stem Seal Bulk	67-66	ST-2002BC Std Only	Positive type; Installation requires valve guide machining; Carton of 100; (PLY) Polyacrylate
16	Valve Stem Seal Bulk	67-66	MV-1775 Std Only	Umbrella type; Carton of 100; (PLY) Polyacrylate
QTY	VALVE SEAT	YEARS	PART NO.	DESCRIPTION
8	Seat	67-66	245-1687-1 Std Only	Loc. Exh.; 1.6925" OD, 1.4060" ID, 0.2480" Depth
8	Seat	67-66	245-1687-1N Std Only	Loc. Exh.; Premium Material; 1.6925" OD, 1.4060" ID, 0.2480" Depth
8	Seat	67-66	245-2062-1 Std Only	Loc. Int.; 2.0680" OD, 1.8125" ID, 0.2480" Depth
QTY	VALVE, MISC	YEARS	PART NO.	DESCRIPTION
32	Keeper	67-66	VK-138A Std Only	1 groove; Square cut key groove; Carton pack 24
32	Keeper	67-66	VK-138 Std Only	1 groove; Square cut key groove; Carton pack 32
32	Keeper	67-66	VK-138R Std Only	1 groove; Square cut key groove; Hardened
32	Keeper, Bulk	67-66	VK-138B Std Only	1 groove; Square cut key groove; Carton of 1000
16	Spring Insert	67-66	259-103C Std Only	.015"; ID 1.030"; Carton of 100
16	Spring Insert	67-66	259-103B Std Only	.030"; ID 1.030"; Carton of 100
16	Spring Insert	67-66	259-103BRS Std Only	.030"; ID 1.030"; Carton of 500
16	Spring Insert	67-66	259-103A Std Only	.060"; ID 1.030"; Carton of 100
16	Spring Insert	67-66	259-103ARS Std Only	.060"; ID 1.030"; Carton of 500
QTY	PISTON	YEARS	PART NO.	DESCRIPTION
8	Cast Piston	67-66	381NP Std-20-30-40-60	VINTAGE; Cast; .9753" Pin Dia.; 1 Ring 5/64 Groove, 1 Ring 3/32 Groove, 1 Ring 3/16 Groove, 1.660 CD, Recessed Head .097 deep x 2.620 dia. w/4 valve pockets
8	Cast Piston - Individual	67-66	W381NP Std-30-40-60	VINTAGE; Cast; .9753" Pin Dia.; 1 Ring 5/64 Groove, 1 Ring 3/32 Groove, 1 Ring 3/16 Groove, 1.660 CD, Recessed Head .097 deep x 2.620 dia. w/4 valve pockets
8	Pin Bushing	67-66	2304V	VINTAGE; Split type bushing

VALVE TRAIN

VALVE TRAIN

BLOCK

BLOCK

(continued on next page)

Ford Car (Incl. Edsel, Ford, Lincoln, Mercury)

410 6.7L (6720cc) OHV V8 (16 Valve) (Mercury), 4.05" Bore (Ford Eng.), 4 Bbl. "VIN M" 1967-1966 89
(cont.)

QTY	PISTON (cont.)	YEARS	PART NO.	DESCRIPTION
8	Pin Bushing	67-66	2304V20	VINTAGE; Split type bushing
QTY	RINGS	YEARS	PART NO.	DESCRIPTION
1	Premium Set	67-66	E-180K Std-20-30-40-60	VINTAGE; 1-5/64, 1-3/32, 1-3/16; Check piston grooving before using; Premium Moly
1	Standard Set	67-66	E-180X Std-20-30-40-60	VINTAGE; 1-5/64, 1-3/32, 1-3/16; Check piston grooving before using; Iron
QTY	ENGINE BEARINGS	YEARS	PART NO.	DESCRIPTION
1	Main Set	67-66	4261M Std-1-10-20-30-40-50-60	VINTAGE; 3.824" max. flange OD
1	Rod Set	67-66	8-3230CP Std-10-20-30-40-50	VINTAGE; Squirt hole removed from all Ford V Eng.s.; 8-3230CA 60 avail. as unplated & resizeable
1	Rod Set	67-66	8-3230CA 60 60	VINTAGE; Unplated & resizeable; Squirt hole removed from all Ford V Eng.s.
8	Rod Pair	67-66	3230CP Std-1-2-10-20-30-40-50	VINTAGE; Squirt hole removed from all Ford V Eng.s.
1	Cam Set	67-66	1445M Std Only	VINTAGE
QTY	OIL PUMP	YEARS	PART NO.	DESCRIPTION
1	Oil Pump	67-66	224-41173	VINTAGE
1	Oil Pump	67-66	224-43365A	VINTAGE; High Pressure
1	Oil Pump	67-66	224-41177	VINTAGE; High Volume, check pan for clearance
1	Inter. Shaft	67-66	224-61114	VINTAGE
1	Screen Assy.	67	224-14158	VINTAGE
1	Screen Assy.	66	224-14159	VINTAGE
QTY	GASKETS	YEARS	PART NO.	DESCRIPTION
1	Kit Gasket Set	67-66	260-1035	VINTAGE; Exh. pipe flange not incl.; Exh. manifold heat shields not incl.
QTY	FREEZE PLUGS	YEARS	PART NO.	DESCRIPTION
1	Brass Block Plug Kit	67-66	381-8017	VINTAGE
1	Steel Block Plug Kit	67-66	381-4015	VINTAGE
1	Brass Deep Cup Freeze Plug	67-66	381-9031	1.750" Diameter
1	Steel Deep Cup Freeze Plug	67-66	381-3088	0.448" Diameter
1	Steel Deep Cup Freeze Plug	67-66	381-3092	2.396" Diameter
1	Steel Shallow Cup Freeze Plug	67-66	381-2057	1.750" Diameter

410 6.7L (6720cc) OHV V8 (16 Valve) (Edsel), 4.2031" Bore (Ford Eng.), 4 Bbl. "VIN X" 1958 90

QTY	ENGINE BEARINGS	YEARS	PART NO.	DESCRIPTION
1	Main Set	58	4130M Std-10	VINTAGE; Double locking lips on lower brg. halves
8	Rod Pair	58	2305CP Std-10	VINTAGE

427 7.0L (6997cc) OHV V8 (16 Valve) (Ford Eng.), 4.2328" Bore (Ford Eng.), 4 Bbl. "VIN L" 1967-1965 91

QTY	TIMING	YEARS	PART NO.	DESCRIPTION
1	3 Piece Set	67-65	KT3-494SA1	VINTAGE; w/1 pc. fuel pump ecc.; (1) 222-494; (1) 223-321; (1) 223-396
1	Timing Chain	67-65	222-494	48 Links
1	Crank Sprocket	67-65	223-321	VINTAGE; 18 Teeth
1	Cam Sprocket	67-65	223-396	VINTAGE; Installation doesn't require spacer on cam nose. Older type Eng.s. used spacer to fit on cam nose through the ID of thrust plate. New types have the spacer cast into sprocket hub; 36 Teeth
QTY	CAMSHAFT/LIFTER	YEARS	PART NO.	DESCRIPTION
16	Lifter	67-65	HT-2083 Std Only	Hyd.
16	Lifter	67-65	AT-872 Std Only	Mech.; 1.830" Length
16	Lifter, Bulk	67-65	HT-2083B Std Only	Hyd.; Carton of 122
16	Lifter, Bulk	67-65	AT-872B Std Only	Mech.; Carton of 122
QTY	PUSH ROD	YEARS	PART NO.	DESCRIPTION
16	Push Rod	67-65	RP-3230R Std Only	Ball & cup type ends; Chrome-Moly; 9.3300" O.A.L.
16	Push Rod	67-65	RP-3023 Std Only	VINTAGE; Ball & cup type ends; 9.5300" O.A.L.
QTY	ROCKER PARTS	YEARS	PART NO.	DESCRIPTION
16	Arm	67-65	R-814 Std Only	VINTAGE; Non-adj.
2	Rocker Shaft	67-65	RS-621 Std Only	VINTAGE
QTY	VALVE	YEARS	PART NO.	DESCRIPTION
8	Exhaust	67-65	V-1875 Std Only	Chrome plated stem; 1.6520" Head Dia., 0.3705" Stem Dia., 5.4260" O.A.L.
8	Intake	67-65	V-1876 Std Only	Chrome plated stem; 2.0870" Head Dia., .3710" Stem Dia., 5.4470" O.A.L.
QTY	VALVE SPRING	YEARS	PART NO.	DESCRIPTION
16	Spring	67-65	VS-717 Std Only	VINTAGE; Incl. damper; 2.0260" Free Height

(continued on next page)

Ford Car (Incl. Edsel, Ford, Lincoln, Mercury)

91 427 7.0L (6997cc) OHV V8 (16 Valve), 4.2328" Bore (Ford Eng.), 4 Bbl. "VIN L" 1967-1965

(cont.)

VALVE TRAIN		QTY	VALVE SEAL	YEARS	PART NO.	DESCRIPTION	VALVE TRAIN
			Valve Stem Seal	67-65	ST-2002 Std Only	Installation requires valve guide machining; (PLY) Polyacrylate	
		16	Valve Stem Seal Bulk	67-65	ST-2002BC Std Only	Positive type; Installation requires valve guide machining; Carton of 100; (PLY) Polyacrylate	
VALVE SEAT		QTY	VALVE SEAT	YEARS	PART NO.	DESCRIPTION	VALVE SEAT
		8	Seat	67-65	245-1750-2 Std Only	Loc. Exh.; 1.7550" OD, 1.5000" ID, 0.2160" Depth	
		8	Seat	67-65	245-1750-2N Std Only	Loc. Exh.; Premium Material; 1.7550" OD, 1.5000" ID, 0.2160" Depth	
		8	Seat	67-65	245-2250-1 Std Only	Loc. Int.; Machine ID to fit; 2.2555" OD, 1.9375" ID, 0.1855" Depth	
VALVE, MISC		QTY	VALVE, MISC	YEARS	PART NO.	DESCRIPTION	VALVE, MISC
		32	Keeper	67-65	VK-138A Std Only	1 groove; Square cut key groove; Carton pack 24	
		32	Keeper	67-65	VK-138 Std Only	1 groove; Square cut key groove; Carton pack 32	
		32	Keeper	67-65	VK-138R Std Only	1 groove; Square cut key groove; Hardened	
		32	Keeper, Bulk	67-65	VK-138B Std Only	1 groove; Square cut key groove; Carton of 1000	
		16	Spring Insert	67-65	259-103C Std Only	.015"; ID 1.030"; Carton of 100	
		16	Spring Insert	67-65	259-103B Std Only	.030"; ID 1.030"; Carton of 100	
		16	Spring Insert	67-65	259-103BRS Std Only	.030"; ID 1.030"; Carton of 500	
		16	Spring Insert	67-65	259-103A Std Only	.060"; ID 1.030"; Carton of 100	
		16	Spring Insert	67-65	259-103ARS Std Only	.060"; ID 1.030"; Carton of 500	
PISTON		QTY	PISTON	YEARS	PART NO.	DESCRIPTION	PISTON
		8	Pin Bushing	67-66	2304V	VINTAGE; Split type bushing	
		8	Pin Bushing	67-66	2304V20	VINTAGE; Split type bushing	
ENGINE BEARINGS		QTY	ENGINE BEARINGS	YEARS	PART NO.	DESCRIPTION	ENGINE BEARINGS
		1	Main Set	67-65	125M Std-10	Performance; 3/4 grooved	
		1	Main Set	67-65	4261M Std-1-10-20-30-40-50-60	VINTAGE; 3.824" max. flange OD	
		1	Rod Set	67-65	8-7170CH Std-1-10-20	Performance	
		1	Rod Set	67-65	8-3230CP Std-10-20-30-40-50	VINTAGE; Squirt hole removed from all Ford V Engs.; 8-3230CA 60 avail. as unplated & resizeable	
		1	Rod Set	67-65	8-3230CA 60 60	VINTAGE; Unplated & resizeable; Squirt hole removed from all Ford V Engs.	
		8	Rod Pair	67-65	3230CP Std-1-2-10-20-30-40-50	VINTAGE; Squirt hole removed from all Ford V Engs.	
		1	Cam Set	67-65	1445M Std Only	VINTAGE	
OIL PUMP		QTY	OIL PUMP	YEARS	PART NO.	DESCRIPTION	OIL PUMP
		1	Oil Pump	67-65	224-43365A	VINTAGE; High Pressure	
		1	Oil Pump	67-65	224-41177	VINTAGE; High Volume, check pan for clearance	
		1	Inter. Shaft	67-65	224-61114	VINTAGE	
GASKETS		QTY	GASKETS	YEARS	PART NO.	DESCRIPTION	GASKETS
		1	Kit Gasket Set	67-65	260-1035	VINTAGE; Closed heat passage int. manifold gskts. not incl.; Exh. pipe flange not incl.	
FREEZE PLUGS		QTY	FREEZE PLUGS	YEARS	PART NO.	DESCRIPTION	FREEZE PLUGS
		1	Brass Block Plug Kit	67-65	381-8017	VINTAGE	
		1	Steel Block Plug Kit	67-65	381-4015	VINTAGE	
		1	Brass Deep Cup Freeze Plug	67-65	381-9031	1.750" Diameter	
		1	Steel Deep Cup Freeze Plug	67-65	381-3088	0.448" Diameter	
		1	Steel Deep Cup Freeze Plug	67-65	381-3092	2.396" Diameter	
		1	Steel Shallow Cup Freeze Plug	67-65	381-2057	1.750" Diameter	

92 427 7.0L (6997cc) OHV V8 (16 Valve), 4.2328" Bore (Ford Eng.), 2-4 Bbl. "VIN M" 1967-1965

VALVE TRAIN		QTY	TIMING	YEARS	PART NO.	DESCRIPTION	VALVE TRAIN		
				1	3 Piece Set	67-65		KT3-494SA1	VINTAGE; w/1 pc. fuel pump ecc.; (1) 222-494; (1) 223-321; (1) 223-396
				1	Timing Chain	67-65		222-494	48 Links
				1	Crank Sprocket	67-65		223-321	VINTAGE; 18 Teeth
				1	Cam Sprocket	67-65		223-396	VINTAGE; Installation doesn't require spacer on cam nose. Older type Eng. used spacer to fit on cam nose through the ID of thrust plate. New types have the spacer cast into sprocket hub; 36 Teeth
CAMSHAFT/LIFTER		QTY	CAMSHAFT/LIFTER	YEARS	PART NO.	DESCRIPTION	CAMSHAFT/LIFTER		
				16	Lifter	67-65		HT-2083 Std Only	Hyd.
				16	Lifter	67-65		AT-872 Std Only	Mech.; 1.830" Length
				16	Lifter, Bulk	67-65		HT-2083B Std Only	Hyd.; Carton of 122
		16	Lifter, Bulk	67-65	AT-872B Std Only	Mech.; Carton of 122			
PUSH ROD		QTY	PUSH ROD	YEARS	PART NO.	DESCRIPTION	PUSH ROD		
				16	Push Rod	67-65		RP-3230R Std Only	Ball & cup type ends; Chrome-Moly; 9.3300" O.A.L.
		16	Push Rod	67-65	RP-3023 Std Only	VINTAGE; Ball & cup type ends; 9.5300" O.A.L.			

(continued on next page)

Ford Car (Incl. Edsel, Ford, Lincoln, Mercury)

427 7.0L (6997cc) OHV V8 (16 Valve), 4.2328" Bore (Ford Eng.), 2-4 Bbl. "VIN M" 1967-1965 92
(cont.)

QTY	ROCKER PARTS	YEARS	PART NO.	DESCRIPTION
16	Arm	67-65	R-814 Std Only	VINTAGE; Non-adj.
2	Rocker Shaft	67-65	RS-621 Std Only	VINTAGE
QTY	VALVE	YEARS	PART NO.	DESCRIPTION
8	Exhaust	67-65	V-1875 Std Only	Chrome plated stem; 1.6520" Head Dia., 0.3705" Stem Dia., 5.4260" O.A.L.
8	Intake	67-65	V-1876 Std Only	Chrome plated stem; 2.0870" Head Dia., .3710" Stem Dia., 5.4470" O.A.L.
QTY	VALVE SPRING	YEARS	PART NO.	DESCRIPTION
16	Spring	67-65	VS-717 Std Only	VINTAGE; Incl. damper; 2.0260" Free Height
QTY	VALVE SEAL	YEARS	PART NO.	DESCRIPTION
16	Valve Stem Seal	67-65	ST-2002 Std Only	Installation requires valve guide machining; (PLY) Polyacrylate
16	Valve Stem Seal Bulk	67-65	ST-2002BC Std Only	Positive type; Installation requires valve guide machining; Carton of 100; (PLY) Polyacrylate
QTY	VALVE SEAT	YEARS	PART NO.	DESCRIPTION
8	Seat	67-65	245-1750-2 Std Only	Loc. Exh.; 1.7550" OD, 1.5000" ID, 0.2160" Depth
8	Seat	67-65	245-1750-2N Std Only	Loc. Exh.; Premium Material; 1.7550" OD, 1.5000" ID, 0.2160" Depth
8	Seat	67-65	245-2250-1 Std Only	Loc. Int.; Machine ID to fit; 2.2555" OD, 1.9375" ID, 0.1855" Depth
QTY	VALVE, MISC	YEARS	PART NO.	DESCRIPTION
32	Keeper	67-65	VK-138A Std Only	1 groove; Square cut key groove; Carton pack 24
32	Keeper	67-65	VK-138 Std Only	1 groove; Square cut key groove; Carton pack 32
32	Keeper	67-65	VK-138R Std Only	1 groove; Square cut key groove; Hardened
32	Keeper, Bulk	67-65	VK-138B Std Only	1 groove; Square cut key groove; Carton of 1000
16	Spring Insert	67-65	259-103C Std Only	.015"; ID 1.030"; Carton of 100
16	Spring Insert	67-65	259-103B Std Only	.030"; ID 1.030"; Carton of 100
16	Spring Insert	67-65	259-103BRS Std Only	.030"; ID 1.030"; Carton of 500
16	Spring Insert	67-65	259-103A Std Only	.060"; ID 1.030"; Carton of 100
16	Spring Insert	67-65	259-103ARS Std Only	.060"; ID 1.030"; Carton of 500
QTY	PISTON	YEARS	PART NO.	DESCRIPTION
8	Pin Bushing	67-66	2304V	VINTAGE; Split type bushing
8	Pin Bushing	67-66	2304V20	VINTAGE; Split type bushing
QTY	ENGINE BEARINGS	YEARS	PART NO.	DESCRIPTION
1	Main Set	67-65	125M Std-10	Performance; 3/4 grooved
1	Main Set	67-65	4261M Std-1-10-20-30-40-50-60	VINTAGE; 3.824" max. flange OD
1	Rod Set	67-65	8-7170CH Std-1-10-20	Performance
1	Rod Set	67-65	8-3230CP Std-10-20-30-40-50	VINTAGE; Squirt hole removed from all Ford V Engs.; 8-3230CA 60 avail. as unplated & resizeable
1	Rod Set	67-65	8-3230CA 60 60	VINTAGE; Unplated & resizeable; Squirt hole removed from all Ford V Engs.
8	Rod Pair	67-65	3230CP Std-1-2-10-20-30-40-50	VINTAGE; Squirt hole removed from all Ford V Engs.
1	Cam Set	67-65	1445M Std Only	VINTAGE
QTY	OIL PUMP	YEARS	PART NO.	DESCRIPTION
1	Oil Pump	67-65	224-43365A	VINTAGE; High Pressure
1	Oil Pump	67-65	224-41177	VINTAGE; High Volume, check pan for clearance
1	Inter. Shaft	67-65	224-61114	VINTAGE
QTY	GASKETS	YEARS	PART NO.	DESCRIPTION
1	Kit Gasket Set	67-65	260-1035	VINTAGE; Closed heat passage int. manifold gskts. not incl.; Exh. pipe flange not incl.
QTY	FREEZE PLUGS	YEARS	PART NO.	DESCRIPTION
1	Brass Block Plug Kit	67-65	381-8017	VINTAGE
1	Steel Block Plug Kit	67-65	381-4015	VINTAGE
1	Brass Deep Cup Freeze Plug	67-65	381-9031	1.750" Diameter
1	Steel Deep Cup Freeze Plug	67-65	381-3088	0.448" Diameter
1	Steel Deep Cup Freeze Plug	67-65	381-3092	2.396" Diameter
1	Steel Shallow Cup Freeze Plug	67-65	381-2057	1.750" Diameter
427 7.0L (6997cc) OHV V8 (16 Valve), 4.2328" Bore (Ford Eng.), 4 Bbl. "VIN Q" 1965-1963 93				
QTY	TIMING	YEARS	PART NO.	DESCRIPTION
1	3 Piece Set	65-63	KT3-494SA1	VINTAGE; w/1 pc. fuel pump ecc.; (1) 222-494; (1) 223-321; (1) 223-396
1	Timing Chain	65-63	222-494	48 Links
1	Crank Sprocket	65-63	223-321	VINTAGE; 18 Teeth

(continued on next page)

Ford Car (Incl. Edsel, Ford, Lincoln, Mercury)

93 427 7.0L (6997cc) OHV V8 (16 Valve), 4.2328" Bore (Ford Eng.), 4 Bbl. "VIN Q" 1965-1963
(cont.)

QTY	TIMING (cont.)	YEARS	PART NO.	DESCRIPTION
1	Cam Sprocket	65-63	223-396	VINTAGE; Installation doesn't require spacer on cam nose. Older type Eng. used spacer to fit on cam nose through the ID of thrust plate. New types have the spacer cast into sprocket hub; 36 Teeth
QTY	CAMSHAFT/LIFTER	YEARS	PART NO.	DESCRIPTION
16	Lifter	65-63	HT-2083 Std Only	Hyd.
16	Lifter	65-63	AT-872 Std Only	Mech.; 1.830" Length
16	Lifter, Bulk	65-63	HT-2083B Std Only	Hyd.; Carton of 122
16	Lifter, Bulk	65-63	AT-872B Std Only	Mech.; Carton of 122
QTY	PUSH ROD	YEARS	PART NO.	DESCRIPTION
16	Push Rod	65-63	RP-3230R Std Only	Ball & cup type ends; Chrome-Moly; 9.3300" O.A.L.
16	Push Rod	65-63	RP-3023 Std Only	VINTAGE; Ball & cup type ends; 9.5300" O.A.L.
QTY	ROCKER PARTS	YEARS	PART NO.	DESCRIPTION
16	Arm	65-63	R-814 Std Only	VINTAGE; Non-adj.
2	Rocker Shaft	65-63	RS-621 Std Only	VINTAGE
QTY	VALVE	YEARS	PART NO.	DESCRIPTION
8	Exhaust	65-63	V-1875 Std Only	Chrome plated stem; 1.6520" Head Dia., 0.3705" Stem Dia., 5.4260" O.A.L.
8	Intake	65	V-1876 Std Only	Chrome plated stem; 2.0870" Head Dia., .3710" Stem Dia., 5.4470" O.A.L.
QTY	VALVE GUIDE	YEARS	PART NO.	DESCRIPTION
8	Guide	65-63	VG-5007 Std Only	Mercury Monterey Base; Loc. Exhaust; 0.3725" ID, 2.3800" O.A.L
8	Guide	65-63	VG-5007 Std Only	Mercury Monterey Base; Loc. Intake; 0.3725" ID, 2.3800" O.A.L
8	Guide, Bulk	65-63	VG-5007B Std Only	Mercury Monterey Base; Loc. Exhaust; Carton of 50; 0.3725" ID, 2.3800" O.A.L
8	Guide, Bulk	65-63	VG-5007B Std Only	Mercury Monterey Base; Loc. Intake; Carton of 50; 0.3725" ID, 2.3800" O.A.L
QTY	VALVE SPRING	YEARS	PART NO.	DESCRIPTION
16	Spring	65-63	VS-717 Std Only	VINTAGE; Incl. damper; 2.0260" Free Height
QTY	VALVE SEAL	YEARS	PART NO.	DESCRIPTION
16	Valve Stem Seal	65-63	ST-2002 Std Only	Installation requires valve guide machining; (PLY) Polyacrylate
16	Valve Stem Seal Bulk	65-63	ST-2002BC Std Only	Positive type; Installation requires valve guide machining; Carton of 100; (PLY) Polyacrylate
QTY	VALVE SEAT	YEARS	PART NO.	DESCRIPTION
8	Seat	65-63	245-1750-2 Std Only	Loc. Exh.; 1.7550" OD, 1.5000" ID, 0.2160" Depth
8	Seat	65-63	245-1750-2N Std Only	Loc. Exh.; Premium Material; 1.7550" OD, 1.5000" ID, 0.2160" Depth
8	Seat	65-63	245-2250-1 Std Only	Loc. Int.; Machine ID to fit; 2.2555" OD, 1.9375" ID, 0.1855" Depth
QTY	VALVE, MISC	YEARS	PART NO.	DESCRIPTION
32	Keeper	65-63	VK-138A Std Only	1 groove; Square cut key groove; Carton pack 24
32	Keeper	65-63	VK-138 Std Only	1 groove; Square cut key groove; Carton pack 32
32	Keeper	65-63	VK-138R Std Only	1 groove; Square cut key groove; Hardened
32	Keeper, Bulk	65-63	VK-138B Std Only	1 groove; Square cut key groove; Carton of 1000
16	Spring Insert	65-63	259-103C Std Only	.015"; ID 1.030"; Carton of 100
16	Spring Insert	65-63	259-103B Std Only	.030"; ID 1.030"; Carton of 100
16	Spring Insert	65-63	259-103BRS Std Only	.030"; ID 1.030"; Carton of 500
16	Spring Insert	65-63	259-103A Std Only	.060"; ID 1.030"; Carton of 100
16	Spring Insert	65-63	259-103ARS Std Only	.060"; ID 1.030"; Carton of 500
QTY	ENGINE BEARINGS	YEARS	PART NO.	DESCRIPTION
1	Main Set	65-63	125M Std-10	Performance; 3/4 grooved
1	Main Set	65-63	4261M Std-1-10-20-30-40-50-60	VINTAGE; 3.824" max. flange OD
1	Main Set	63	4020M Std-10	VINTAGE; 3.684" max. flange OD
1	Rod Set	65-63	8-7170CH Std-1-10-20	Performance
1	Rod Set	65-63	8-3230CP Std-10-20-30-40-50	VINTAGE; Squirt hole removed from all Ford V Eng.; 8-3230CA 60 avail. as unplated & resizeable
1	Rod Set	65-63	8-3230CA 60 60	VINTAGE; Unplated & resizeable; Squirt hole removed from all Ford V Eng.
8	Rod Pair	65-63	3230CP Std-1-2-10-20-30-40-50	VINTAGE; Squirt hole removed from all Ford V Eng.
1	Cam Set	65-63	1445M Std Only	VINTAGE
QTY	OIL PUMP	YEARS	PART NO.	DESCRIPTION
1	Oil Pump	65-63	224-43365A	VINTAGE; High Pressure
1	Oil Pump	65-63	224-41177	VINTAGE; High Volume, check pan for clearance

(continued on next page)

Ford Car (Incl. Edsel, Ford, Lincoln, Mercury)

427 7.0L (6997cc) OHV V8 (16 Valve), 4.2328" Bore (Ford Eng.), 4 Bbl. "VIN Q" 1965-1963 93
(cont.)

BLOCK	QTY	OIL PUMP (cont.)	YEARS	PART NO.	DESCRIPTION	BLOCK
	1	Inter. Shaft	65-63	224-61114	VINTAGE	
	1	GASKETS Kit Gasket Set	65-63	260-1035	VINTAGE; Closed heat passage int. manifold gskts. not incl.; Exh. pipe flange not incl.	
	1	FREEZE PLUGS Brass Block Plug Kit	65-63	381-8017	VINTAGE	
	1	Steel Block Plug Kit	65-63	381-4015	VINTAGE	
	1	Brass Deep Cup Freeze Plug	65-63	381-9031	1.750" Diameter	
	1	Steel Deep Cup Freeze Plug	65-63	381-3088	0.448" Diameter	
	1	Steel Deep Cup Freeze Plug	65-63	381-3092	2.396" Diameter	
	1	Steel Shallow Cup Freeze Plug	65-63	381-2057	1.750" Diameter	

427 7.0L (6997cc) OHV V8 (16 Valve), 4.2328" Bore (Ford Eng.), 2-4 Bbl. "VIN R" 1968-1963 94

VALVE TRAIN	QTY	TIMING	YEARS	PART NO.	DESCRIPTION	VALVE TRAIN
	1	3 Piece Set	68-63	KT3-494SA1	VINTAGE; w/1 pc. fuel pump ecc.; (1) 222-494; (1) 223-321; (1) 223-396	
	1	Timing Chain	68-63	222-494	48 Links	
	1	Crank Sprocket	68-63	223-321	VINTAGE; 18 Teeth	
	1	Cam Sprocket	68-63	223-396	VINTAGE; Installation doesn't require spacer on cam nose. Older type Eng. used spacer to fit on cam nose through the ID of thrust plate. New types have the spacer cast into sprocket hub; 36 Teeth	
	16	CAMSHAFT/LIFTER Lifter	68-63	HT-2083 Std Only	Hyd.	
	16	Lifter	68-63	AT-872 Std Only	Mech.; 1.830" Length	
	16	Lifter, Bulk	68-63	HT-2083B Std Only	Hyd.; Carton of 122	
	16	Lifter, Bulk	68-63	AT-872B Std Only	Mech.; Carton of 122	
	16	PUSH ROD Push Rod	68	RP-3227R Std Only	Ball & ball type ends; Chrome-Moly; 9.5950" O.A.L.	
	16	Push Rod	68	RP-3172C Std Only	VINTAGE; 9.5910" O.A.L.	
	16	Push Rod	68	RP-3172B Std Only	VINTAGE; Ball & ball type ends; 9.5600" O.A.L.	
	16	Push Rod	68	RP-3172 Std Only	VINTAGE; Ball & ball type ends; 9.6210" O.A.L.	
	16	Push Rod	68	RP-3172A Std Only	VINTAGE; Ball & ball type ends; 9.6800" O.A.L.	
	16	Push Rod	67-63	RP-3230R Std Only	Ball & cup type ends; Chrome-Moly; 9.3300" O.A.L.	
	16	Push Rod	67-63	RP-3023 Std Only	VINTAGE; Ball & cup type ends; 9.5300" O.A.L.	
	16	Push Rod, Bulk	68	BRP-3172B Std Only	VINTAGE; Ball & ball type ends; Carton of 100; 9.5600" O.A.L.	
	16	Push Rod, Bulk	68	BRP-3172 Std Only	VINTAGE; Ball & ball type ends; Carton of 100; 9.6210" O.A.L.	
	16	ROCKER PARTS Arm	68-63	R-814 Std Only	VINTAGE; Non-adj.	
	2	Rocker Shaft	68-63	RS-621 Std Only	VINTAGE	
	8	VALVE Exhaust	68-63	V-1875 Std Only	Chrome plated stem; 1.6520" Head Dia., 0.3705" Stem Dia., 5.4260" O.A.L.	
	8	Intake	68-65	V-1876 Std Only	Chrome plated stem; 2.0870" Head Dia., .3710" Stem Dia., 5.4470" O.A.L.	
	8	VALVE GUIDE Guide	67-63	VG-5007 Std Only	Mercury Monterey Base; Loc. Exhaust; 0.3725" ID, 2.3800" O.A.L.	
	8	Guide	67-63	VG-5007 Std Only	Mercury Monterey Base; Loc. Intake; 0.3725" ID, 2.3800" O.A.L.	
	8	Guide, Bulk	67-63	VG-5007B Std Only	Mercury Monterey Base; Loc. Exhaust; Carton of 50; 0.3725" ID, 2.3800" O.A.L.	
	8	Guide, Bulk	67-63	VG-5007B Std Only	Mercury Monterey Base; Loc. Intake; Carton of 50; 0.3725" ID, 2.3800" O.A.L.	
	16	VALVE SPRING Spring	68-63	VS-717 Std Only	VINTAGE; Incl. damper; 2.0260" Free Height	
	16	VALVE SEAL Valve Stem Seal	68-63	ST-2002 Std Only	Installation requires valve guide machining; (PLY) Polyacrylate	
	16	Valve Stem Seal	68	MV-1775C Std Only	VINTAGE; Umbrella type; (PLY) Polyacrylate	
	16	Valve Stem Seal Bulk	68-63	ST-2002BC Std Only	Positive type; Installation requires valve guide machining; Carton of 100; (PLY) Polyacrylate	
	16	Valve Stem Seal Bulk	68	MV-1775 Std Only	Umbrella type; Carton of 100; (PLY) Polyacrylate	
	8	VALVE SEAT Seat	68-63	245-1750-2 Std Only	Loc. Exh.; 1.7550" OD, 1.5000" ID, 0.2160" Depth	

(continued on next page)

Ford Car (Incl. Edsel, Ford, Lincoln, Mercury)

94 427 7.0L (6997cc) OHV V8 (16 Valve), 4.2328" Bore (Ford Eng.), 2-4 Bbl. "VIN R" 1968-1963
(cont.)

QTY	VALVE SEAT (cont.)	YEARS	PART NO.	DESCRIPTION
8	Seat	68-63	245-1750-2N Std Only	Loc. Exh.; Premium Material; 1.7550" OD, 1.5000" ID, 0.2160" Depth
8	Seat	68-63	245-2250-1 Std Only	Loc. Int.; Machine ID to fit; 2.2555" OD, 1.9375" ID, 0.1855" Depth
QTY	VALVE, MISC	YEARS	PART NO.	DESCRIPTION
32	Keeper	68-63	VK-138A Std Only	1 groove; Square cut key groove; Carton pack 24
32	Keeper	68-63	VK-138 Std Only	1 groove; Square cut key groove; Carton pack 32
32	Keeper	68-63	VK-138R Std Only	1 groove; Square cut key groove; Hardened
32	Keeper, Bulk	68-63	VK-138B Std Only	1 groove; Square cut key groove; Carton of 1000
16	Spring Insert	68-63	259-103C Std Only	.015"; ID 1.030"; Carton of 100
16	Spring Insert	68-63	259-103B Std Only	.030"; ID 1.030"; Carton of 100
16	Spring Insert	68-63	259-103BRS Std Only	.030"; ID 1.030"; Carton of 500
16	Spring Insert	68-63	259-103A Std Only	.060"; ID 1.030"; Carton of 100
16	Spring Insert	68-63	259-103ARS Std Only	.060"; ID 1.030"; Carton of 500
QTY	PISTON	YEARS	PART NO.	DESCRIPTION
8	Pin Bushing	68-66	2304V	VINTAGE; Split type bushing
8	Pin Bushing	68-66	2304V20	VINTAGE; Split type bushing
QTY	ENGINE BEARINGS	YEARS	PART NO.	DESCRIPTION
1	Main Set	68-63	125M Std-10	Performance; 3/4 grooved
1	Main Set	68-63	4261M Std-1-10-20-30-40-50-60	VINTAGE; 3.824" max. flange OD
1	Main Set	63	4020M Std-10	VINTAGE; 3.684" max. flange OD
1	Rod Set	68-63	8-7170CH Std-1-10-20	Performance
1	Rod Set	68-63	8-3230CP Std-10-20-30-40-50	VINTAGE; Squirt hole removed from all Ford V Engs.; 8-3230CA 60 avail. as unplated & resizeable
1	Rod Set	68-63	8-3230CA 60 60	VINTAGE; Unplated & resizeable; Squirt hole removed from all Ford V Engs.
8	Rod Pair	68-63	3230CP Std-1-2-10-20-30-40-50	VINTAGE; Squirt hole removed from all Ford V Engs.
1	Cam Set	68-63	1445M Std Only	VINTAGE
QTY	OIL PUMP	YEARS	PART NO.	DESCRIPTION
1	Oil Pump	68-63	224-43365A	VINTAGE; High Pressure
1	Oil Pump	68-63	224-41177	VINTAGE; High Volume, check pan for clearance
1	Inter. Shaft	68-63	224-61114	VINTAGE
1	Screen Assy.	68	224-14158	VINTAGE
QTY	GASKETS	YEARS	PART NO.	DESCRIPTION
1	Kit Gasket Set	68-63	260-1035	VINTAGE; Closed heat passage int. manifold gskts. not incl.; Exh. pipe flange not incl.
QTY	FREEZE PLUGS	YEARS	PART NO.	DESCRIPTION
1	Brass Block Plug Kit	68-63	381-8017	VINTAGE
1	Steel Block Plug Kit	68-63	381-4015	VINTAGE
1	Brass Deep Cup Freeze Plug	68-63	381-9031	1.750" Diameter
1	Steel Deep Cup Freeze Plug	68-63	381-3088	0.448" Diameter
1	Steel Deep Cup Freeze Plug	68-63	381-3092	2.396" Diameter
1	Steel Shallow Cup Freeze Plug	68-63	381-2057	1.750" Diameter

95 427 7.0L (6997cc) OHV V8 (16 Valve), 4.2328" Bore (Ford Eng.), 4 Bbl. "VIN W" 1969-1966

QTY	TIMING	YEARS	PART NO.	DESCRIPTION
1	3 Piece Set	68-66	KT3-494SA1	VINTAGE; w/1 pc. fuel pump ecc.; (1) 222-494; (1) 223-321; (1) 223-396
1	Timing Chain	68-66	222-494	48 Links
1	Crank Sprocket	68-66	223-321	VINTAGE; 18 Teeth
1	Cam Sprocket	68-66	223-396	VINTAGE; Installation doesn't require spacer on cam nose. Older type Engs. used spacer to fit on cam nose through the ID of thrust plate. New types have the spacer cast into sprocket hub; 36 Teeth
QTY	CAMSHAFT/LIFTER	YEARS	PART NO.	DESCRIPTION
16	Lifter	68-66	HT-2083 Std Only	Hyd.
16	Lifter	68-66	AT-872 Std Only	Mech.; 1.830" Length
16	Lifter, Bulk	68-66	HT-2083B Std Only	Hyd.; Carton of 122
16	Lifter, Bulk	68-66	AT-872B Std Only	Mech.; Carton of 122
QTY	PUSH ROD	YEARS	PART NO.	DESCRIPTION
16	Push Rod	68	RP-3227R Std Only	Ball & ball type ends; Chrome-Moly; 9.5950" O.A.L.
16	Push Rod	68	RP-3172C Std Only	VINTAGE; 9.5910" O.A.L.
16	Push Rod	68	RP-3172B Std Only	VINTAGE; Ball & ball type ends; 9.5600" O.A.L.
16	Push Rod	68	RP-3172 Std Only	VINTAGE; Ball & ball type ends; 9.6210" O.A.L.
16	Push Rod	68	RP-3172A Std Only	VINTAGE; Ball & ball type ends; 9.6800" O.A.L.
16	Push Rod	67-66	RP-3230R Std Only	Ball & cup type ends; Chrome-Moly; 9.3300" O.A.L.
16	Push Rod	67-66	RP-3023 Std Only	VINTAGE; Ball & cup type ends; 9.5300" O.A.L.

(continued on next page)

Ford Car (Incl. Edsel, Ford, Lincoln, Mercury)

427 7.0L (6997cc) OHV V8 (16 Valve), 4.2328" Bore (Ford Eng.), 4 Bbl. "VIN W" 1969-1966 95 (cont.)

QTY	PART NO.	YEARS	PART NO.	DESCRIPTION
16	PUSH ROD (cont.) Push Rod, Bulk	68	BRP-3172B Std Only	VINTAGE; Ball & ball type ends; Carton of 100; 9.5600" O.A.L.
16	Push Rod, Bulk	68	BRP-3172 Std Only	VINTAGE; Ball & ball type ends; Carton of 100; 9.6210" O.A.L.
QTY	ROCKER PARTS	YEARS	PART NO.	DESCRIPTION
16	Arm	68-66	R-814 Std Only	VINTAGE; Non-adj.
2	Rocker Shaft	68-66	RS-621 Std Only	VINTAGE
QTY	VALVE	YEARS	PART NO.	DESCRIPTION
8	Exhaust	68-66	V-1875 Std Only	Chrome plated stem; 1.6520" Head Dia., 0.3705" Stem Dia., 5.4260" O.A.L.
8	Intake	68-66	V-1876 Std Only	Chrome plated stem; 2.0870" Head Dia., .3710" Stem Dia., 5.4470" O.A.L.
QTY	VALVE GUIDE	YEARS	PART NO.	DESCRIPTION
8	Guide	67-66	VG-5007 Std Only	Mercury Monterey Base; Loc. Exhaust; 0.3725" ID, 2.3800" O.A.L
8	Guide	67-66	VG-5007 Std Only	Mercury Monterey Base; Loc. Intake; 0.3725" ID, 2.3800" O.A.L
8	Guide, Bulk	67-66	VG-5007B Std Only	Mercury Monterey Base; Loc. Exhaust; Carton of 50; 0.3725" ID, 2.3800" O.A.L
8	Guide, Bulk	67-66	VG-5007B Std Only	Mercury Monterey Base; Loc. Intake; Carton of 50; 0.3725" ID, 2.3800" O.A.L
QTY	VALVE SPRING	YEARS	PART NO.	DESCRIPTION
16	Spring	68-66	VS-717 Std Only	VINTAGE; Incl. damper; 2.0260" Free Height
QTY	VALVE SEAL	YEARS	PART NO.	DESCRIPTION
16	Valve Stem Seal	68-66	ST-2002 Std Only	Installation requires valve guide machining; (PLY) Polyacrylate
16	Valve Stem Seal	68	MV-1775C Std Only	VINTAGE; Umbrella type; (PLY) Polyacrylate
16	Valve Stem Seal Bulk	68-66	ST-2002BC Std Only	Positive type; Installation requires valve guide machining; Carton of 100; (PLY) Polyacrylate
16	Valve Stem Seal Bulk	68	MV-1775 Std Only	Umbrella type; Carton of 100; (PLY) Polyacrylate
QTY	VALVE SEAT	YEARS	PART NO.	DESCRIPTION
8	Seat	68-66	245-1750-2 Std Only	Loc. Exh.; 1.7550" OD, 1.5000" ID, 0.2160" Depth
8	Seat	68-66	245-1750-2N Std Only	Loc. Exh.; Premium Material; 1.7550" OD, 1.5000" ID, 0.2160" Depth
8	Seat	68-66	245-2250-1 Std Only	Loc. Int.; Machine ID to fit; 2.2555" OD, 1.9375" ID, 0.1855" Depth
QTY	VALVE, MISC	YEARS	PART NO.	DESCRIPTION
32	Keeper	68-66	VK-138A Std Only	1 groove; Square cut key groove; Carton pack 24
32	Keeper	68-66	VK-138 Std Only	1 groove; Square cut key groove; Carton pack 32
32	Keeper	68-66	VK-138R Std Only	1 groove; Square cut key groove; Hardened
32	Keeper, Bulk	68-66	VK-138B Std Only	1 groove; Square cut key groove; Carton of 1000
16	Spring Insert	68-66	259-103C Std Only	.015"; ID 1.030"; Carton of 100
16	Spring Insert	68-66	259-103B Std Only	.030"; ID 1.030"; Carton of 100
16	Spring Insert	68-66	259-103BR Std Only	.030"; ID 1.030"; Carton of 500
16	Spring Insert	68-66	259-103A Std Only	.060"; ID 1.030"; Carton of 100
16	Spring Insert	68-66	259-103ARS Std Only	.060"; ID 1.030"; Carton of 500
QTY	PISTON	YEARS	PART NO.	DESCRIPTION
8	Pin Bushing	68-66	2304V	VINTAGE; Split type bushing
8	Pin Bushing	68-66	2304V20	VINTAGE; Split type bushing
QTY	ENGINE BEARINGS	YEARS	PART NO.	DESCRIPTION
1	Main Set	68-66	125M Std-10	Performance; 3/4 grooved
1	Main Set	68-66	4261M Std-1-10-20-30-40-50-60	VINTAGE; 3.824" max. flange OD
1	Rod Set	68-66	8-7170CH Std-1-10-20	Performance
1	Rod Set	68-66	8-3230CP Std-10-20-30-40-50	VINTAGE; Squirt hole removed from all Ford V Engs.; 8-3230CA 60 avail. as unplated & resizeable
1	Rod Set	68-66	8-3230CA 60 60	VINTAGE; Unplated & resizeable; Squirt hole removed from all Ford V Engs.
8	Rod Pair	68-66	3230CP Std-1-2-10-20-30-40-50	VINTAGE; Squirt hole removed from all Ford V Engs.
1	Cam Set	68-66	1445M Std Only	VINTAGE
QTY	OIL PUMP	YEARS	PART NO.	DESCRIPTION
1	Oil Pump	68-66	224-43365A	VINTAGE; High Pressure
1	Oil Pump	68-66	224-41177	VINTAGE; High Volume, check pan for clearance
1	Inter. Shaft	68-66	224-61114	VINTAGE
1	Screen Assy.	68	224-14158	VINTAGE

(continued on next page)

Ford Car (Incl. Edsel, Ford, Lincoln, Mercury)

95 427 7.0L (6997cc) OHV V8 (16 Valve), 4.2328" Bore (Ford Eng.), 4 Bbl. "VIN W" 1969-1966						
(cont.)						
B L O C K	QTY	GASKETS	YEARS	PART NO.	DESCRIPTION	B L O C K
	1	Kit Gasket Set	69-66	260-1035	VINTAGE; Closed heat passage int. manifold gsks. not incl.; Exh. pipe flange not incl.	
	QTY	FREEZE PLUGS	YEARS	PART NO.	DESCRIPTION	
	1	Brass Block Plug Kit	69-66	381-8017	VINTAGE	
	1	Steel Block Plug Kit	69-66	381-4015	VINTAGE	
	1	Brass Deep Cup Freeze Plug	69-66	381-9031	1.750" Diameter	
	1	Steel Deep Cup Freeze Plug	69-66	381-3088	0.448" Diameter	
1	Steel Deep Cup Freeze Plug	69-66	381-3092	2.396" Diameter		
1	Steel Shallow Cup Freeze Plug	69-66	381-2057	1.750" Diameter		
96 427 7.0L (6997cc) OHV V8 Hi-Perf. (16 Valve), 4.2328" Bore (Ford Eng.), 2-4 Bbl. 1969-1964						
QTY	TIMING	YEARS	PART NO.	DESCRIPTION		
1	3 Piece Set	68-64	KT3-494SA1	VINTAGE; w/1 pc. fuel pump ecc.; (1) 222-494; (1) 223-321; (1) 223-396		
1	Timing Chain	68-64	222-494	48 Links		
1	Crank Sprocket	68-64	223-321	VINTAGE; 18 Teeth		
1	Cam Sprocket	68-64	223-396	VINTAGE; Installation doesn't require spacer on cam nose. Older type Eng. used spacer to fit on cam nose through the ID of thrust plate. New types have the spacer cast into sprocket hub; 36 Teeth		
B L O C K	QTY	OIL PUMP	YEARS	PART NO.	DESCRIPTION	B L O C K
	1	Oil Pump	68-64	224-43365A	VINTAGE; High Pressure	
	1	Oil Pump	68-64	224-41177	VINTAGE; High Volume, check pan for clearance	
	1	Inter. Shaft	68-64	224-61114	VINTAGE	
	1	Screen Assy.	68	224-14158	VINTAGE	
QTY	GASKETS	YEARS	PART NO.	DESCRIPTION		
1	Kit Gasket Set	69-64	260-1035	VINTAGE; Closed heat passage int. manifold gsks. not incl.; Exh. pipe flange not incl.		
97 427 7.0L (6997cc) OHV V8 Hi-Perf. (16 Valve), 4.2328" Bore (Ford Eng.), 4 Bbl. 1969-1964						
QTY	TIMING	YEARS	PART NO.	DESCRIPTION		
1	3 Piece Set	68-64	KT3-494SA1	VINTAGE; w/1 pc. fuel pump ecc.; (1) 222-494; (1) 223-321; (1) 223-396		
1	Timing Chain	68-64	222-494	48 Links		
1	Crank Sprocket	68-64	223-321	VINTAGE; 18 Teeth		
1	Cam Sprocket	68-64	223-396	VINTAGE; Installation doesn't require spacer on cam nose. Older type Eng. used spacer to fit on cam nose through the ID of thrust plate. New types have the spacer cast into sprocket hub; 36 Teeth		
B L O C K	QTY	OIL PUMP	YEARS	PART NO.	DESCRIPTION	B L O C K
	1	Oil Pump	68-64	224-43365A	VINTAGE; High Pressure	
	1	Oil Pump	68-64	224-41177	VINTAGE; High Volume, check pan for clearance	
	1	Inter. Shaft	68-64	224-61114	VINTAGE	
	1	Screen Assy.	68	224-14158	VINTAGE	
QTY	GASKETS	YEARS	PART NO.	DESCRIPTION		
1	Kit Gasket Set	69-64	260-1035	VINTAGE; Closed heat passage int. manifold gsks. not incl.; Exh. pipe flange not incl.		
98 428 7.0L (7015cc) OHV V8 (16 Valve), 4.13" Bore (Ford Eng.), 4 Bbl. "VIN Q" 1970-1966						
V A L V E	QTY	TIMING	YEARS	PART NO.	DESCRIPTION	V A L V E
	1	3 Piece Set	70-66	KT3-494SA1	VINTAGE; w/1 pc. fuel pump ecc.; (1) 222-494; (1) 223-321; (1) 223-396	
	1	Timing Chain	70-66	222-494	48 Links	
	1	Crank Sprocket	70-66	223-321	VINTAGE; 18 Teeth	
	1	Cam Sprocket	70-66	223-396	VINTAGE; Installation doesn't require spacer on cam nose. Older type Eng. used spacer to fit on cam nose through the ID of thrust plate. New types have the spacer cast into sprocket hub; 36 Teeth	
T R A I N	QTY	CAMSHAFT/LIFTER	YEARS	PART NO.	DESCRIPTION	T R A I N
	1	Camshaft	68-66	CS-642	VINTAGE; Hydraulic, (050) Duration at .050 Lobe Lift, 200 Exh., 200 Int., 110 Degrees Lobe Separation	
	1	Prelube		55-403 Std Only	1.5 oz. packet	
	1	Prelube		55-400 Std Only	4 oz. bottle; 1.5 oz. packet No. 55-403 also avail.	
	16	Lifter	70-66	HT-2083 Std Only	Hyd.	
16	Lifter, Bulk	70-66	HT-2083B Std Only	Hyd.; Carton of 122		
QTY	PUSH ROD	YEARS	PART NO.	DESCRIPTION		
16	Push Rod	70-66	RP-3227R Std Only	Ball & ball type ends; Chrome-Moly; 9.5950" O.A.L.		
16	Push Rod	70-66	RP-3172C Std Only	VINTAGE; 9.5910" O.A.L.		

(continued on next page)

Ford Car (Incl. Edsel, Ford, Lincoln, Mercury)

428 7.0L (7015cc) OHV V8 (16 Valve), 4.13" Bore (Ford Eng.), 4 Bbl. "VIN Q" 1970-1966 98
(cont.)

QTY	PUSH ROD (cont.)	YEARS	PART NO.	DESCRIPTION
16	Push Rod	70-66	RP-3172B Std Only	VINTAGE; Ball & ball type ends; 9.5600" O.A.L.
16	Push Rod	70-66	RP-3172 Std Only	VINTAGE; Ball & ball type ends; 9.6210" O.A.L.
16	Push Rod	70-66	RP-3172A Std Only	VINTAGE; Ball & ball type ends; 9.6800" O.A.L.
16	Push Rod, Bulk	70-66	BRP-3172B Std Only	VINTAGE; Ball & ball type ends; Carton of 100; 9.5600" O.A.L.
16	Push Rod, Bulk	70-66	BRP-3172 Std Only	VINTAGE; Ball & ball type ends; Carton of 100; 9.6210" O.A.L.
QTY	ROCKER PARTS	YEARS	PART NO.	DESCRIPTION
16	Arm	70-66	R-814 Std Only	VINTAGE; Non-adj.
2	Rocker Shaft	70-66	RS-621 Std Only	VINTAGE
QTY	VALVE	YEARS	PART NO.	DESCRIPTION
8	Exhaust	70-69	V-1875 Std Only	Chrome plated stem; 1.6520" Head Dia., 0.3705" Stem Dia., 5.4260" O.A.L.
8	Exhaust	68-66	V-1853 Std-15	VINTAGE; Chrome plated stem; 1.5580" Head Dia., 0.3715" Stem Dia., 5.4360" O.A.L.
8	Intake	70-69	V-1876 Std Only	Chrome plated stem; 2.0870" Head Dia., .3710" Stem Dia., 5.4470" O.A.L.
8	Intake	68-66	V-1539 Std-15	VINTAGE; 2.0270" Head Dia., 0.3716" Stem Dia., 5.4460" O.A.L.
QTY	VALVE GUIDE	YEARS	PART NO.	DESCRIPTION
8	Guide	70-69	VG-5007 Std Only	Mercury Monterey Base, Custom; Loc. Exhaust; 0.3725" ID, 2.3800" O.A.L
8	Guide	70-69	VG-5007 Std Only	Mercury Monterey Base, Custom; Loc. Intake; 0.3725" ID, 2.3800" O.A.L
8	Guide	68-66	VG-5007 Std Only	Mercury Monterey Base; Loc. Exhaust; 0.3725" ID, 2.3800" O.A.L
8	Guide	68-66	VG-5007 Std Only	Mercury Monterey Base; Loc. Intake; 0.3725" ID, 2.3800" O.A.L
8	Guide, Bulk	70-69	VG-5007B Std Only	Mercury Monterey Base, Custom; Loc. Exhaust; Carton of 50; 0.3725" ID, 2.3800" O.A.L
8	Guide, Bulk	70-69	VG-5007B Std Only	Mercury Monterey Base, Custom; Loc. Intake; Carton of 50; 0.3725" ID, 2.3800" O.A.L
8	Guide, Bulk	68-66	VG-5007B Std Only	Mercury Monterey Base; Loc. Exhaust; Carton of 50; 0.3725" ID, 2.3800" O.A.L
8	Guide, Bulk	68-66	VG-5007B Std Only	Mercury Monterey Base; Loc. Intake; Carton of 50; 0.3725" ID, 2.3800" O.A.L
QTY	VALVE SPRING	YEARS	PART NO.	DESCRIPTION
16	Spring	70-69	VS-717 Std Only	VINTAGE; Incl. damper; 2.0260" Free Height
16	Spring	68-66	VS-682 Std Only	VINTAGE; Incl. damper; 2.1200" Free Height
16	Spring, Bulk	68-66	VS-682B Std Only	VINTAGE; Incl. damper; Carton of 200; 2.1200" Free Height
QTY	VALVE SEAL	YEARS	PART NO.	DESCRIPTION
16	Valve Stem Seal	70-66	ST-2002 Std Only	Use w/O.E. guide; Installation requires valve guide machining; (PLY) Polyacrylate
16	Valve Stem Seal	70-66	ST-2014 Std Only	Use w/repair guide; Positive type; Installation requires valve guide machining; (TFL) PTFE
16	Valve Stem Seal	70-66	MV-1775C Std Only	VINTAGE; Umbrella type; (PLY) Polyacrylate
16	Valve Stem Seal Bulk	70-66	MV-1775 Std Only	Umbrella type; Carton of 100; (PLY) Polyacrylate
16	Valve Stem Seal Bulk	70-66	ST-2002BC Std Only	Use w/O.E. guide; Positive type; Installation requires valve guide machining; Carton of 100; (PLY) Polyacrylate
16	Valve Stem Seal Bulk	70-66	ST-2014BC Std Only	Use w/repair guide; Positive type; Installation requires valve guide machining; Carton of 100; (TFL) PTFE
QTY	VALVE SEAT	YEARS	PART NO.	DESCRIPTION
8	Seat	70-69	245-1750-2 Std Only	Loc. Exh.; 1.7550" OD, 1.5000" ID, 0.2160" Depth
8	Seat	70-69	245-1750-2N Std Only	Loc. Exh.; Premium Material; 1.7550" OD, 1.5000" ID, 0.2160" Depth
8	Seat	70-69	245-2250-1 Std Only	Loc. Int.; Machine ID to fit; 2.2555" OD, 1.9375" ID, 0.1855" Depth
8	Seat	68-66	245-1625-1 Std Only	Loc. Exh.; 1.6300" OD, 1.3750" ID, 0.2160" Depth
8	Seat	68-66	245-1625-1N Std Only	Loc. Exh.; Premium Material; 1.6300" OD, 1.3750" ID, 0.2160" Depth
8	Seat	66	245-2062-1 Std Only	Loc. Int.; 2.0680" OD, 1.8125" ID, 0.2480" Depth
QTY	VALVE, MISC	YEARS	PART NO.	DESCRIPTION
32	Keeper	70-66	VK-138A Std Only	1 groove; Square cut key groove; Carton pack 24
32	Keeper	70-66	VK-138 Std Only	1 groove; Square cut key groove; Carton pack 32
32	Keeper	70-66	VK-138R Std Only	1 groove; Square cut key groove; Hardened
32	Keeper, Bulk	70-66	VK-138B Std Only	1 groove; Square cut key groove; Carton of 1000
16	Spring Insert	70-66	259-306A Std Only	.060"; Carton of 100
16	Spring Insert	70-66	259-306B Std Only	VINTAGE; .030"; Carton of 100

VALVE TRAIN

VALVE TRAIN

(continued on next page)

Ford Car (Incl. Edsel, Ford, Lincoln, Mercury)

98 428 7.0L (7015cc) OHV V8 (16 Valve), 4.13" Bore (Ford Eng.), 4 Bbl. "VIN Q" 1970-1966
(cont.)

QTY	PISTON	YEARS	PART NO.	DESCRIPTION
8	Cast Piston	70-66	354P Std-30-40-60	VINTAGE; Cast; .9753" Pin Dia.; 2 Rings 5/64 Groove, 1 Ring 3/16 Groove, 1.665 CD, Recessed Head .120 deep - 10.2:1 C.R.
8	Cast Piston - Individual	70-66	W354P Std-30-40-60	VINTAGE; Cast; .9753" Pin Dia.; 2 Rings 5/64 Groove, 1 Ring 3/16 Groove, 1.665 CD, Recessed Head .120 deep - 10.2:1 C.R.
8	Pin Bushing	70-66	2304V	VINTAGE; Split type bushing
8	Pin Bushing	70-66	2304V20	VINTAGE; Split type bushing
QTY	RINGS	YEARS	PART NO.	DESCRIPTION
1	Premium Set	70-66	E-261K Std-30-40-60	VINTAGE; 2-5/64, 1-3/16; Premium Moly
1	Standard Set	70-66	E-261X Std-30-40	VINTAGE; 2-5/64, 1-3/16; Iron
QTY	ENGINE BEARINGS	YEARS	PART NO.	DESCRIPTION
1	Main Set	70-66	125M Std-10	Performance; 3/4 grooved
1	Main Set	70-66	4261M Std-1-10-20-30-40-50-60	VINTAGE; 3.824" max. flange OD
1	Rod Set	70-66	8-7170CH Std-1-10-20	Performance
1	Rod Set	70-66	8-3230CP Std-10-20-30-40-50	VINTAGE; Squirt hole removed from all Ford V Eng.s; 8-3230CA 60 avail. as unplated & resizeable
1	Rod Set	70-66	8-3230CA 60 60	VINTAGE; Unplated & resizeable; Squirt hole removed from all Ford V Eng.s.
8	Rod Pair	70-66	3230CP Std-1-2-10-20-30-40-50	VINTAGE; Squirt hole removed from all Ford V Eng.s.
1	Cam Set	70-66	1445M Std Only	VINTAGE
QTY	OIL PUMP	YEARS	PART NO.	DESCRIPTION
1	Oil Pump	69-66	224-41173	VINTAGE
1	Oil Pump	69-66	224-43365A	VINTAGE; High Pressure
1	Oil Pump	69-66	224-41177	VINTAGE; High Volume, check pan for clearance
1	Inter. Shaft	70-66	224-61114	VINTAGE
1	Screen Assy.	70-66	224-14158	VINTAGE
QTY	GASKETS	YEARS	PART NO.	DESCRIPTION
1	Kit Gasket Set	70-66	260-1035	VINTAGE; Exh. pipe flange not incl.; Exh. manifold heat shields not incl.
QTY	FREEZE PLUGS	YEARS	PART NO.	DESCRIPTION
1	Brass Block Plug Kit	70-66	381-8017	VINTAGE
1	Steel Block Plug Kit	70-66	381-4015	VINTAGE
1	Brass Deep Cup Freeze Plug	70-66	381-9031	1.750" Diameter
1	Steel Deep Cup Freeze Plug	70-66	381-3088	0.448" Diameter
1	Steel Deep Cup Freeze Plug	70-66	381-3092	2.396" Diameter
1	Steel Shallow Cup Freeze Plug	70-66	381-2057	1.750" Diameter

99 428 7.0L (7015cc) OHV V8 Cobra Jet/Super Cobra Jet (16 Valve), 4.13" Bore (Ford Eng.), 4 Bbl. "VIN R" 1970-1968

QTY	TIMING	YEARS	PART NO.	DESCRIPTION
1	3 Piece Set	70-68	KT3-494SA1	VINTAGE; w/1 pc. fuel pump ecc.; (1) 222-494; (1) 223-321; (1) 223-396
1	Timing Chain	70-68	222-494	48 Links
1	Crank Sprocket	70-68	223-321	VINTAGE; 18 Teeth
1	Cam Sprocket	70-68	223-396	VINTAGE; Installation doesn't require spacer on cam nose. Older type Eng.s. used spacer to fit on cam nose through the ID of thrust plate. New types have the spacer cast into sprocket hub; 36 Teeth
QTY	CAMSHAFT/LIFTER	YEARS	PART NO.	DESCRIPTION
1	Camshaft	68	CS-642	VINTAGE; Hydraulic, (050) Duration at .050 Lobe Lift, 200 Exh., 200 Int., 110 Degrees Lobe Separation
1	Prelube		55-403 Std Only	1.5 oz. packet
1	Prelube		55-400 Std Only	4 oz. bottle; 1.5 oz. packet No. 55-403 also avail.
16	Lifter	70-68	HT-2083 Std Only	Hyd.
16	Lifter, Bulk	70-68	HT-2083B Std Only	Hyd.; Carton of 122
QTY	PUSH ROD	YEARS	PART NO.	DESCRIPTION
16	Push Rod	70-68	RP-3227R Std Only	Ball & ball type ends; Chrome-Moly; 9.5950" O.A.L.
16	Push Rod	70-68	RP-3172C Std Only	VINTAGE; 9.5910" O.A.L.
16	Push Rod	70-68	RP-3172B Std Only	VINTAGE; Ball & ball type ends; 9.5600" O.A.L.
16	Push Rod	70-68	RP-3172 Std Only	VINTAGE; Ball & ball type ends; 9.6210" O.A.L.
16	Push Rod	70-68	RP-3172A Std Only	VINTAGE; Ball & ball type ends; 9.6800" O.A.L.
16	Push Rod, Bulk	70-68	BRP-3172B Std Only	VINTAGE; Ball & ball type ends; Carton of 100; 9.5600" O.A.L.
16	Push Rod, Bulk	70-68	BRP-3172 Std Only	VINTAGE; Ball & ball type ends; Carton of 100; 9.6210" O.A.L.

(continued on next page)

Ford Car (Incl. Edsel, Ford, Lincoln, Mercury)

**428 7.0L (7015cc) OHV V8 Cobra Jet/Super Cobra Jet (16 Valve), 4.13" Bore (Ford Eng.), 4 Bbl. "VIN R" 99
1970-1968 (cont.)**

	QTY	ROCKER PARTS	YEARS	PART NO.	DESCRIPTION
VALVE TRAIN	16	Arm	70-68	R-814 Std Only	VINTAGE; Non-adj.
	2	Rocker Shaft	70-68	RS-621 Std Only	VINTAGE
	8	Exhaust	70-69	V-1875 Std Only	Chrome plated stem; 1.6520" Head Dia., 0.3705" Stem Dia., 5.4260" O.A.L.
	8	Exhaust	68	V-1853 Std-15	VINTAGE; Chrome plated stem; 1.5580" Head Dia., 0.3715" Stem Dia., 5.4360" O.A.L.
	8	Intake	70-69	V-1876 Std Only	Chrome plated stem; 2.0870" Head Dia., .3710" Stem Dia., 5.4470" O.A.L.
	8	Intake	68	V-1539 Std-15	VINTAGE; 2.0270" Head Dia., 0.3716" Stem Dia., 5.4460" O.A.L.
	16	Spring	70-69	VS-717 Std Only	VINTAGE; Incl. damper; 2.0260" Free Height
	16	Spring	68	VS-682 Std Only	VINTAGE; Incl. damper; 2.1200" Free Height
	16	Spring, Bulk	68	VS-682B Std Only	VINTAGE; Incl. damper; Carton of 200; 2.1200" Free Height
	16	Valve Stem Seal	70-68	ST-2002 Std Only	Use w/O.E. guide; Installation requires valve guide machining; (PLY) Polyacrylate
	16	Valve Stem Seal	70-68	ST-2014 Std Only	Use w/repair guide; Positive type; Installation requires valve guide machining; (TFL) PTFE
	16	Valve Stem Seal	70-68	MV-1775C Std Only	VINTAGE; Umbrella type; (PLY) Polyacrylate
	16	Valve Stem Seal Bulk	70-68	MV-1775 Std Only	Umbrella type; Carton of 100; (PLY) Polyacrylate
	16	Valve Stem Seal Bulk	70-68	ST-2002BC Std Only	Use w/O.E. guide; Positive type; Installation requires valve guide machining; Carton of 100; (PLY) Polyacrylate
	16	Valve Stem Seal Bulk	70-68	ST-2014BC Std Only	Use w/repair guide; Positive type; Installation requires valve guide machining; Carton of 100; (TFL) PTFE
	8	Seat	70-69	245-1750-2 Std Only	Loc. Exh.; 1.7550" OD, 1.5000" ID, 0.2160" Depth
	8	Seat	70-69	245-1750-2N Std Only	Loc. Exh.; Premium Material; 1.7550" OD, 1.5000" ID, 0.2160" Depth
	8	Seat	70-69	245-2250-1 Std Only	Loc. Int.; Machine ID to fit; 2.2555" OD, 1.9375" ID, 0.1855" Depth
8	Seat	68	245-1625-1 Std Only	Loc. Exh.; 1.6300" OD, 1.3750" ID, 0.2160" Depth	
8	Seat	68	245-1625-1N Std Only	Loc. Exh.; Premium Material; 1.6300" OD, 1.3750" ID, 0.2160" Depth	
32	Keeper	70-68	VK-138A Std Only	1 groove; Square cut key groove; Carton pack 24	
32	Keeper	70-68	VK-138 Std Only	1 groove; Square cut key groove; Carton pack 32	
32	Keeper	70-68	VK-138R Std Only	1 groove; Square cut key groove; Hardened	
32	Keeper, Bulk	70-68	VK-138B Std Only	1 groove; Square cut key groove; Carton of 1000	
16	Spring Insert	70-68	259-306A Std Only	.060"; Carton of 100	
16	Spring Insert	70-68	259-306B Std Only	VINTAGE; .030"; Carton of 100	
BLOCK	8	Cast Piston	68	354P Std-30-40-60	VINTAGE; Cast; .9753" Pin Dia.; 2 Rings 5/64 Groove, 1 Ring 3/16 Groove, 1.665 CD, Recessed Head .120 deep - 10.2:1 C.R.
	8	Cast Piston - Individual	68	W354P Std-30-40-60	VINTAGE; Cast; .9753" Pin Dia.; 2 Rings 5/64 Groove, 1 Ring 3/16 Groove, 1.665 CD, Recessed Head .120 deep - 10.2:1 C.R.
	8	POWERFORGED	70-68	L-2303NF Std-30-40-60	Use in sets only; Powerforged; 0.9753" Pin Dia.; 2 Rings 5/64 Groove, 1 Ring 3/16 Groove, 1.674 CD, .085 dish, 4 reliefs; DUROSHIELD® skirt coated piston
	8	POWERFORGED Piston-Individual	70-68	WL-2303NF Std-30-40-60	Use in sets only; Powerforged; 0.9753" Pin Dia.; 2 Rings 5/64 Groove, 1 Ring 3/16 Groove, 1.674 CD, .085 dish, 4 reliefs; DUROSHIELD® skirt coated piston
	1	Premium Set	70-68	E-261K Std-30-40-60	VINTAGE; 2-5/64, 1-3/16; Premium Moly
	1	Standard Set	70-68	E-261X Std-30-40	VINTAGE; 2-5/64, 1-3/16; Iron
	1	Main Set	70-68	125M Std-10	Performance; 3/4 grooved
	1	Main Set	70-68	4261M Std-1-10-20-30-40-50-60	VINTAGE; 3.824" max. flange OD
	1	Rod Set	70-68	8-7170CH Std-1-10-20	Performance
	1	Rod Set	70-68	8-3230CP Std-10-20-30-40-50	VINTAGE; Squirt hole removed from all Ford V Engs.; 8-3230CA 60 avail. as unplated & resizeable
	1	Rod Set	70-68	8-3230CA 60 60	VINTAGE; Unplated & resizeable; Squirt hole removed from all Ford V Engs.
	8	Rod Pair	70-68	3230CP Std-1-2-10-20-30-40-50	VINTAGE; Squirt hole removed from all Ford V Engs.
1	Cam Set	70-68	1445M Std Only	VINTAGE	

(continued on next page)

Ford Car (Incl. Edsel, Ford, Lincoln, Mercury)

99 428 7.0L (7015cc) OHV V8 Cobra Jet/Super Cobra Jet (16 Valve), 4.13" Bore (Ford Eng.), 4 Bbl. "VIN R"
(cont.) 1970-1968

BLOCK	QTY	OIL PUMP	YEARS	PART NO.	DESCRIPTION
	1	Oil Pump	70-68	224-41169	VINTAGE
	1	Inter. Shaft	70-68	224-61114	VINTAGE
	1	Screen Assy.	70-68	224-14158	VINTAGE
	QTY	GASKETS	YEARS	PART NO.	DESCRIPTION
	1	Kit Gasket Set	70-68	260-1035	VINTAGE; Int. manifold gskts. not incl.; Exh. pipe flange not incl.; Exh. manifold heat shields not incl.
	QTY	FREEZE PLUGS	YEARS	PART NO.	DESCRIPTION
	1	Brass Block Plug Kit	70-68	381-8017	VINTAGE
	1	Steel Block Plug Kit	70-68	381-4015	VINTAGE
	1	Brass Deep Cup Freeze Plug	70-68	381-9031	1.750" Diameter
1	Steel Deep Cup Freeze Plug	70-68	381-3088	0.448" Diameter	
1	Steel Deep Cup Freeze Plug	70-68	381-3092	2.396" Diameter	
1	Steel Shallow Cup Freeze Plug	70-68	381-2057	1.750" Diameter	

100 428 7.0L (7015cc) OHV V8 Police (16 Valve), 4.13" Bore (Ford Eng.), 4 Bbl. "VIN P" 1970-1966

VALVE TRAIN	QTY	TIMING	YEARS	PART NO.	DESCRIPTION
	1	3 Piece Set	70-66	KT3-494SA1	VINTAGE; w/1 pc. fuel pump ecc.; (1) 222-494; (1) 223-321; (1) 223-396
	1	Timing Chain	70-66	222-494	48 Links
	1	Crank Sprocket	70-66	223-321	VINTAGE; 18 Teeth
	1	Cam Sprocket	70-66	223-396	VINTAGE; Installation doesn't require spacer on cam nose. Older type Eng. used spacer to fit on cam nose through the ID of thrust plate. New types have the spacer cast into sprocket hub; 36 Teeth
	QTY	CAMSHAFT/LIFTER	YEARS	PART NO.	DESCRIPTION
	16	Lifter	70-67	HT-2083 Std Only	Hyd.
	16	Lifter	66	AT-872 Std Only	Mech.; 1.830" Length
	16	Lifter, Bulk	70-67	HT-2083B Std Only	Hyd.; Carton of 122
	16	Lifter, Bulk	66	AT-872B Std Only	Mech.; Carton of 122
QTY	PUSH ROD	YEARS	PART NO.	DESCRIPTION	
16	Push Rod	70-68	RP-3227R Std Only	Ball & ball type ends; Chrome-Moly; 9.5950" O.A.L.	
16	Push Rod	70-68	RP-3172C Std Only	VINTAGE; 9.5910" O.A.L.	
16	Push Rod	70-68	RP-3172B Std Only	VINTAGE; Ball & ball type ends; 9.5600" O.A.L.	
16	Push Rod	70-68	RP-3172 Std Only	VINTAGE; Ball & ball type ends; 9.6210" O.A.L.	
16	Push Rod	70-68	RP-3172A Std Only	VINTAGE; Ball & ball type ends; 9.6800" O.A.L.	
16	Push Rod	67-66	RP-3230R Std Only	Ball & cup type ends; Chrome-Moly; 9.3300" O.A.L.	
16	Push Rod	67-66	RP-3023 Std Only	VINTAGE; Ball & cup type ends; 9.5300" O.A.L.	
16	Push Rod, Bulk	70-68	BRP-3172B Std Only	VINTAGE; Ball & ball type ends; Carton of 100; 9.5600" O.A.L.	
16	Push Rod, Bulk	70-68	BRP-3172 Std Only	VINTAGE; Ball & ball type ends; Carton of 100; 9.6210" O.A.L.	
QTY	ROCKER PARTS	YEARS	PART NO.	DESCRIPTION	
16	Arm	70-66	R-814 Std Only	VINTAGE; Non-adj.	
2	Rocker Shaft	70-66	RS-621 Std Only	VINTAGE	
QTY	VALVE	YEARS	PART NO.	DESCRIPTION	
8	Exhaust	70-66	V-1853 Std-15	VINTAGE; Chrome plated stem; 1.5580" Head Dia., 0.3715" Stem Dia., 5.4360" O.A.L.	
8	Intake	70-67	V-1809 Std Only	VINTAGE; Chrome plated stem; 2.0300" Head Dia., 0.3716" Stem Dia., 5.4440" O.A.L.	
8	Intake	66	V-1539 Std-15	VINTAGE; 2.0270" Head Dia., 0.3716" Stem Dia., 5.4460" O.A.L.	
QTY	VALVE GUIDE	YEARS	PART NO.	DESCRIPTION	
8	Guide	70-66	VG-5007 Std Only	Loc. Exhaust; 0.3725" ID, 2.3800" O.A.L	
8	Guide	70-66	VG-5007 Std Only	Loc. Intake; 0.3725" ID, 2.3800" O.A.L	
8	Guide, Bulk	70-66	VG-5007B Std Only	Loc. Exhaust; Carton of 50; 0.3725" ID, 2.3800" O.A.L	
8	Guide, Bulk	70-66	VG-5007B Std Only	Loc. Intake; Carton of 50; 0.3725" ID, 2.3800" O.A.L	
QTY	VALVE SPRING	YEARS	PART NO.	DESCRIPTION	
16	Spring	70-68	VS-717 Std Only	VINTAGE; Incl. damper; 2.0260" Free Height	
16	Spring	67-66	VS-682 Std Only	VINTAGE; Incl. damper; 2.1200" Free Height	
16	Spring, Bulk	67-66	VS-682B Std Only	VINTAGE; Incl. damper; Carton of 200; 2.1200" Free Height	
QTY	VALVE SEAL	YEARS	PART NO.	DESCRIPTION	
16	Valve Stem Seal	70-66	ST-2002 Std Only	Use w/O.E. guide; Installation requires valve guide machining; (PLY) Polyacrylate	
16	Valve Stem Seal	70-66	ST-2014 Std Only	Use w/repair guide; Positive type; Installation requires valve guide machining; (TFL) PTFE	
16	Valve Stem Seal	70-68	MV-1775C Std Only	VINTAGE; Umbrella type; (PLY) Polyacrylate	
16	Valve Stem Seal Bulk	70-68	MV-1775 Std Only	Umbrella type; Carton of 100; (PLY) Polyacrylate	
16	Valve Stem Seal Bulk	70-66	ST-2002BC Std Only	Use w/O.E. guide; Positive type; Installation requires valve guide machining; Carton of 100; (PLY) Polyacrylate	

(continued on next page)

Ford Car (Incl. Edsel, Ford, Lincoln, Mercury)

428 7.0L (7015cc) OHV V8 Police (16 Valve), 4.13" Bore (Ford Eng.), 4 Bbl. "VIN P" 1970-1966 100
(cont.)

QTY	VALVE SEAL (cont.)	YEARS	PART NO.	DESCRIPTION
16	Valve Stem Seal Bulk	70-66	ST-2014BC Std Only	Use w/repair guide; Positive type; Installation requires valve guide machining; Carton of 100; (TFL) PTFE
8	Valve SEAT	70-66	245-1625-1 Std Only	DESCRIPTION Loc. Exh.; 1.6300" OD, 1.3750" ID, 0.2160" Depth
8	Seat	70-66	245-1625-1N Std Only	Loc. Exh.; Premium Material; 1.6300" OD, 1.3750" ID, 0.2160" Depth
8	Seat	70-67	245-2125-1 Std Only	Loc. Int.; 2.1305" OD, 1.8125" ID, 0.2480" Depth
8	Seat	66	245-2062-1 Std Only	Loc. Int.; 2.0680" OD, 1.8125" ID, 0.2480" Depth
32	VALVE, MISC	70-66	VK-138A Std Only	DESCRIPTION 1 groove; Square cut key groove; Carton pack 24
32	Keeper	70-66	VK-138 Std Only	1 groove; Square cut key groove; Carton pack 32
32	Keeper	70-66	VK-138R Std Only	1 groove; Square cut key groove; Hardened
32	Keeper, Bulk	70-66	VK-138B Std Only	1 groove; Square cut key groove; Carton of 1000
16	Spring Insert	70-66	259-306A Std Only	.060"; Carton of 100
16	Spring Insert	70-66	259-306B Std Only	VINTAGE; .030"; Carton of 100
8	PISTON	70-66	354P Std-30-40-60	DESCRIPTION VINTAGE; Cast; .9753" Pin Dia.; 2 Rings 5/64 Groove, 1 Ring 3/16 Groove, 1.665 CD, Recessed Head .120 deep - 10.2:1 C.R.
8	Cast Piston	70-66	W354P Std-30-40-60	VINTAGE; Cast; .9753" Pin Dia.; 2 Rings 5/64 Groove, 1 Ring 3/16 Groove, 1.665 CD, Recessed Head .120 deep - 10.2:1 C.R.
1	RINGS	70-66	E-261K Std-30-40-60	DESCRIPTION VINTAGE; 2-5/64, 1-3/16; Premium Moly
1	Premium Set	70-66	E-261X Std-30-40	VINTAGE; 2-5/64, 1-3/16; Iron
1	ENGINE BEARINGS	70-66	125M Std-10	DESCRIPTION Performance; 3/4 grooved
1	Main Set	70-66	4261M Std-1-10-20-30-40-50-60	VINTAGE; 3.824" max. flange OD
1	Rod Set	70-66	8-7170CH Std-1-10-20	Performance
1	Rod Set	70-66	8-3230CP Std-10-20-30-40-50	VINTAGE; Squirt hole removed from all Ford V Eng.; 8-3230CA 60 avail. as unplated & resizeable
1	Rod Set	70-66	8-3230CA 60 60	VINTAGE; Unplated & resizeable; Squirt hole removed from all Ford V Eng.
8	Rod Pair	70-66	3230CP Std-1-2-10-20-30-40-50	VINTAGE; Squirt hole removed from all Ford V Eng.
1	Cam Set	70-66	1445M Std Only	VINTAGE
1	OIL PUMP	70-66	224-41169	DESCRIPTION VINTAGE
1	Oil Pump	70-66	224-61114	VINTAGE
1	Inter. Shaft	70-66	224-14158	VINTAGE
1	Screen Assy.	70-66	224-14158	VINTAGE
1	GASKETS	70-66	260-1035	DESCRIPTION VINTAGE; Exh. pipe flange not incl.; Exh. manifold heat shields not incl.
1	Kit Gasket Set	70-66	260-1035	VINTAGE
1	FREEZE PLUGS	70-66	381-8017	DESCRIPTION VINTAGE
1	Brass Block Plug Kit	70-66	381-4015	VINTAGE
1	Steel Block Plug Kit	70-66	381-9031	1.750" Diameter
1	Brass Deep Cup Freeze Plug	70-66	381-3088	0.448" Diameter
1	Steel Deep Cup Freeze Plug	70-66	381-3092	2.396" Diameter
1	Steel Deep Cup Freeze Plug	70-66	381-2057	1.750" Diameter
1	Steel Shallow Cup Freeze Plug	70-66	381-2057	1.750" Diameter

429 7.0L (7031cc) OHV V8 (16 Valve), 4.36" Bore (Ford Eng.), 2 Bbl. "VIN K" 1971-1969 101

QTY	TIMING	YEARS	PART NO.	DESCRIPTION
1	3 Piece Set	71-69	KT3-491SA	VINTAGE; (1) 222-491; (1) 223-420A; (1) 223-493
1	Timing Chain	71-69	222-491	52 Links
1	Crank Sprocket	71-69	223-493	If engine is equipped with an oil shield, the oil shield must be discarded when installing crankshaft sprocket 223-493; 18 Teeth
1	Cam Sprocket	71-69	223-420A	36 Teeth
1	CAMSHAFT/LIFTER	71-69	CS-648	DESCRIPTION Hydraulic, (050) Duration at .050 Lobe Lift, 206 Exh., 193 Int., 113 Degrees Lobe Separation
1	Camshaft	71-69	CS-648	Hydraulic, (050) Duration at .050 Lobe Lift, 206 Exh., 193 Int., 113 Degrees Lobe Separation
1	Prelube		55-403 Std Only	1.5 oz. packet
1	Prelube		55-400 Std Only	4 oz. bottle; 1.5 oz. packet No. 55-403 also avail.
16	Lifter	71-69	HT-900 Std Only	Hyd.
16	Lifter, Bulk	71-69	HT-900B Std Only	Hyd.; Carton of 122

(continued on next page)

Ford Car (Incl. Edsel, Ford, Lincoln, Mercury)

101 429 7.0L (7031cc) OHV V8 (16 Valve), 4.36" Bore (Ford Eng.), 2 Bbl. "VIN K" 1971-1969
(cont.)

QTY	CAM KIT	YEARS	PART NO.	DESCRIPTION
1	Cam/Lifter Kit	71-69	KC-648	Hyd.; (1) 55-403B; (1) CS-648; (16) HT-900
16	PUSH ROD	YEARS	PART NO.	DESCRIPTION
16	Push Rod	71-70	RP-3185 Std Only	VINTAGE; 8.6480" O.A.L.
16	Push Rod	69	RP-3164 Std-35-60	8.6930" O.A.L.
16	Push Rod	69	RP-3213R Std Only	Chrome-Moly; 8.6900" O.A.L.
16	ROCKER PARTS	YEARS	PART NO.	DESCRIPTION
16	Arm Assy.	71-69	R-1033 Std Only	VINTAGE; Incl. arm, ball & 2 nuts
16	Arm	71-69	R-863A Std Only	
16	Rocker Arm Ball	71-69	MR-1820 Std Only	
16	Nut	71-69	MR-1934 Std Only	3/8" x 24 UNF
16	Nut	71-69	MR-1813 Std Only	7/16" thread
8	VALVE	YEARS	PART NO.	DESCRIPTION
8	Exhaust	71-69	V-1849 Std Only	VINTAGE; Chrome plated stem; 1.6540" Head Dia., 0.3420" Stem Dia., 5.0830" O.A.L.
8	Intake	71-69	V-1850 Std Only	VINTAGE; Chrome plated stem; 2.0830" Head Dia., 0.3420" Stem Dia., 5.2880" O.A.L.
16	VALVE GUIDE	YEARS	PART NO.	DESCRIPTION
16	Guide	71-69	VG-5061 Std Only	0.3430" ID, 2.3800" O.A.L
16	VALVE SPRING	YEARS	PART NO.	DESCRIPTION
16	Spring	71-69	VS-703 Std Only	2.0560" Free Height
16	Spring, Bulk	71-69	VS-703B Std Only	Carton of 250; 2.0560" Free Height
16	VALVE SEAL	YEARS	PART NO.	DESCRIPTION
16	Valve Stem Seal	71-69	ST-2001 Std Only	Positive type; Installation requires valve guide machining; (RBBTF) Rubber/PTFE
16	Valve Stem Seal	71-69	MV-1796C Std Only	Umbrella type; Fits Std. to .015" O/S valve stem; (RBB) Rubber
16	Valve Stem Seal Bulk	71-69	ST-2001BC Std Only	Positive type; Installation requires valve guide machining; Carton of 100; (RBBTF) Rubber/PTFE
16	Valve Stem Seal Bulk	71-69	MV-1796 Std Only	Umbrella type; Fits Std. to .015" O/S valve stem; Carton of 100; (RBB) Rubber
8	VALVE SEAT	YEARS	PART NO.	DESCRIPTION
8	Seat	71-69	245-1750-2 Std Only	Loc. Exh.; 1.7550" OD, 1.5000" ID, 0.2160" Depth
8	Seat	71-69	245-1750-2N Std Only	Loc. Exh.; Premium Material; 1.7550" OD, 1.5000" ID, 0.2160" Depth
8	Seat	71-69	245-2250-1 Std Only	Loc. Int.; Machine ID to fit; 2.2555" OD, 1.9375" ID, 0.1855" Depth
32	VALVE, MISC	YEARS	PART NO.	DESCRIPTION
32	Keeper	71-69	VK-115A Std Only	1 groove; Square cut key groove; Carton pack 24
32	Keeper	71-69	VK-115 Std Only	1 groove; Square cut key groove; Carton pack 32
32	Keeper	71-69	VK-115R Std Only	1 groove; Square cut key groove; Hardened
32	Keeper, Bulk	71-69	VK-115B Std Only	1 groove; Square cut key groove; Carton of 1000
16	Spring Insert	71-69	259-103C Std Only	.015"; ID 1.030"; Carton of 100
16	Spring Insert	71-69	259-103B Std Only	.030"; ID 1.030"; Carton of 100
16	Spring Insert	71-69	259-103BRS Std Only	.030"; ID 1.030"; Carton of 500
16	Spring Insert	71-69	259-103A Std Only	.060"; ID 1.030"; Carton of 100
16	Spring Insert	71-69	259-103ARS Std Only	.060"; ID 1.030"; Carton of 500
8	PISTON	YEARS	PART NO.	DESCRIPTION
8	Cast Piston	71-69	413AP Std-20-30-40-60	VINTAGE; Cast; 1.0402" Pin Dia.; 2 Rings 5/64 Groove, 1 Ring 3/16 Groove, 1.883 CD, Oblong Recessed Head .120 deep - 8.0:1 C.R.
8	Cast Piston - Individual	71-69	W413AP 30 30-40-60	VINTAGE; Cast; 1.0402" Pin Dia.; 2 Rings 5/64 Groove, 1 Ring 3/16 Groove, 1.883 CD, Oblong Recessed Head .120 deep - 8.0:1 C.R.
1	RINGS	YEARS	PART NO.	DESCRIPTION
1	Premium Set	71-69	E-296K Std-20-30-40-60	2-5/64, 1-3/16; Premium Moly
1	Standard Set	71-69	E-296X Std-20-30-40-60	2-5/64, 1-3/16; Iron
1	ENGINE BEARINGS	YEARS	PART NO.	DESCRIPTION
1	Main Set	71-69	4907M Std-1-10-20-30-40	
1	Main Set	71-69	134M Std-1X-10-20	Performance; 3/4 grooved
1	Rod Set	71-69	8-3360CPA Std-1-10-20-30-40	
1	Rod Set	71-69	8-7185CH Std-10-20	Performance
8	Rod Pair	71-69	3360CPA Std-1-10-20-30-40	
1	Cam Set	71-69	1414M Std Only	Babbitt material; Full round design
1	Cam Set	71-69	2104M Std Only	Performance
1	OIL PUMP	YEARS	PART NO.	DESCRIPTION
1	Oil Pump	71-69	224-41139V	VINTAGE; High Volume, check pan for clearance; Incl. 224-14160 screen

VALVE TRAIN

VALVE TRAIN

BLOCK

BLOCK

(continued on next page)

Ford Car (Incl. Edsel, Ford, Lincoln, Mercury)

429 7.0L (7031cc) OHV V8 (16 Valve), 4.36" Bore (Ford Eng.), 2 Bbl. "VIN K" 1971-1969 101
(cont.)

BLOCK	QTY	OIL PUMP (cont.)	YEARS	PART NO.	DESCRIPTION	BLOCK
	1	Oil Pump	71-69	224-41139	VINTAGE; Use w/224-12139	
	1	Pump Repair Kit	71-69	224-51139		
	1	Inter. Shaft	71-69	224-61127		
	1	Screen Assy.	71-69	224-12139	VINTAGE; Press-in type screen	
	QTY	GASKETS	YEARS	PART NO.	DESCRIPTION	
1	Kit Gasket Set	71-69	260-1013	Exh. pipe packing not incl.; Exh. manifold heat shields not incl.; Premium valve stem seals incl.		
QTY	FREEZE PLUGS	YEARS	PART NO.	DESCRIPTION	KITS	
1	Brass Block Plug Kit	71-69	381-8018			
1	Steel Block Plug Kit	71-69	381-4021			
1	Steel Shallow Cup Freeze Plug	71-69	381-2194	2.500" Diameter		
RE-RING KIT						
YEARS	DESCRIPTION			PREMIUM KIT NO.		ECONOMY KIT NO.
71-69	Exh. pipe packing not incl.; Exh. heat shields not incl.; Premium valve stem seals incl.	Re-ring		205-637	205-137	
71-69	Exh. pipe packing not incl.; Exh. heat shields not incl.; Premium valve stem seals incl.	Re-ring w/Mains		205-637M	205-137M	

429 7.0L (7031cc) OHV V8 (16 Valve), 4.36" Bore (Ford Eng.), 4 Bbl. "VIN N" 1973-1968 102

VALVE TRAIN	QTY	TIMING	YEARS	PART NO.	DESCRIPTION	VALVE TRAIN
	1	3 Piece Set	73-72	KT3-491S	(1) 222-491; (1) 223-420A; (1) 223-421	
	1	3 Piece Set	71-68	KT3-491SA	VINTAGE; (1) 222-491; (1) 223-420A; (1) 223-493	
	1	Timing Chain	73-68	222-491	52 Links	
	1	Crank Sprocket	73	223-493	If engine is equipped with an oil shield, the oil shield must be discarded when installing crankshaft sprocket 223-493; 18 Teeth	
	1	Crank Sprocket	71-68	223-493	If engine is equipped with an oil shield, the oil shield must be discarded when installing crankshaft sprocket 223-493; 18 Teeth	
	1	Cam Sprocket	73-68	223-420A	36 Teeth	
	QTY	CAMSHAFT/LIFTER	YEARS	PART NO.	DESCRIPTION	
	1	Camshaft	73-68	CS-648	Hydraulic, (050) Duration at .050 Lobe Lift, 206 Exh., 193 Int., 113 Degrees Lobe Separation	
	1	Prelube		55-403 Std Only	1.5 oz. packet	
	1	Prelube		55-400 Std Only	4 oz. bottle; 1.5 oz. packet No. 55-403 also avail.	
	16	Lifter	73-68	HT-900 Std Only	Hyd.	
	16	Lifter, Bulk	73-68	HT-900B Std Only	Hyd.; Carton of 122	
	QTY	CAM KIT	YEARS	PART NO.	DESCRIPTION	
	1	Cam/Lifter Kit	73-68	KC-648	Hyd.; (1) 55-403B; (1) CS-648; (16) HT-900	
	1	Cam/Lifter/Timing Kit	73-72	KCT-648	Hyd.; (1) 55-403B; (1) CS-648; (16) HT-900; (1) KT3-491S	
	QTY	PUSH ROD	YEARS	PART NO.	DESCRIPTION	
	16	Push Rod	73-72	RP-3160 Std Only	8.5500" O.A.L.	
	16	Push Rod	71-70	RP-3185 Std Only	VINTAGE; 8.6480" O.A.L.	
	16	Push Rod	69-68	RP-3164 Std-35-60	8.6930" O.A.L.	
	16	Push Rod	69-68	RP-3213R Std Only	Chrome-Moly; 8.6900" O.A.L.	
	16	Push Rod, Bulk	73-72	BRP-3160 Std Only	Carton of 100; 8.5500" O.A.L.	
	QTY	ROCKER PARTS	YEARS	PART NO.	DESCRIPTION	
	16	Arm Assy.	73-72	R-855 Std Only	Incl. arm & pivot	
16	Arm Assy.	71-68	R-1033 Std Only	VINTAGE; Incl. arm, ball & 2 nuts		
16	Arm Assy., Bulk	73-72	R-855B Std Only	Incl. arm & pivot; Carton of 64		
16	Arm	73-72	R-855A Std Only			
16	Arm	71-68	R-863A Std Only			
16	Rocker Arm Ball	71-68	MR-1820 Std Only			
16	Nut	71-68	MR-1934 Std Only	3/8" x 24 UNF		
16	Nut	71-68	MR-1813 Std Only	7/16" thread		
16	Pivot	73-72	MR-1811 Std Only			
QTY	VALVE	YEARS	PART NO.	DESCRIPTION		
8	Exhaust	73	V-1984 Std-15	Chrome plated stem; 1.6530" Head Dia., 0.3419" Stem Dia., 4.9830" O.A.L.		
8	Exhaust	72-68	V-1849 Std Only	VINTAGE; Chrome plated stem; 1.6540" Head Dia., 0.3420" Stem Dia., 5.0830" O.A.L.		
8	Intake	73	V-3929 Std-15	Chrome plated stem; 2.0830" Head Dia., 0.3419" Stem Dia., 5.1980" O.A.L.		
8	Intake	72-68	V-1850 Std Only	VINTAGE; Chrome plated stem; 2.0830" Head Dia., 0.3420" Stem Dia., 5.2880" O.A.L.		
8	Intake, Bulk	73	V-3929B 15 15	Chrome plated stem; Carton of 25; 2.0830" Head Dia., 0.3569" Stem Dia., 5.1980" O.A.L.		

(continued on next page)

Ford Car (Incl. Edsel, Ford, Lincoln, Mercury)

102 429 7.0L (7031cc) OHV V8 (16 Valve), 4.36" Bore (Ford Eng.), 4 Bbl. "VIN N" 1973-1968
(cont.)

QTY	VALVE GUIDE	YEARS	PART NO.	DESCRIPTION	VALVE TRAIN	
16	Guide	73-68	VG-5061 Std Only	0.3430" ID, 2.3800" O.A.L	VALVE TRAIN	
16	Spring	73-68	VS-703 Std Only	2.0560" Free Height		
16	Spring, Bulk	73-68	VS-703B Std Only	Carton of 250; 2.0560" Free Height		
16	Valve Stem Seal	73-68	ST-2001 Std Only	Positive type; Installation requires valve guide machining; (RBBTF) Rubber/PTFE		
16	Valve Stem Seal	73-68	MV-1796C Std Only	Umbrella type; Fits Std. to .015" O/S valve stem; (RBB) Rubber		
16	Valve Stem Seal Bulk	73-68	ST-2001BC Std Only	Positive type; Installation requires valve guide machining; Carton of 100; (RBBTF) Rubber/PTFE		
16	Valve Stem Seal Bulk	73-68	MV-1796 Std Only	Umbrella type; Fits Std. to .015" O/S valve stem; Carton of 100; (RBB) Rubber		
8	Seat	73-68	245-1750-2 Std Only	Loc. Exh.; 1.7550" OD, 1.5000" ID, 0.2160" Depth		
8	Seat	73-68	245-1750-2N Std Only	Loc. Exh.; Premium Material; 1.7550" OD, 1.5000" ID, 0.2160" Depth		
8	Seat	73-68	245-2250-1 Std Only	Loc. Int.; Machine ID to fit; 2.2555" OD, 1.9375" ID, 0.1855" Depth		
32	Keeper	73-68	VK-115A Std Only	1 groove; Square cut key groove; Carton pack 24		
32	Keeper	73-68	VK-115 Std Only	1 groove; Square cut key groove; Carton pack 32		
32	Keeper	73-68	VK-115R Std Only	1 groove; Square cut key groove; Hardened		
32	Keeper, Bulk	73-68	VK-115B Std Only	1 groove; Square cut key groove; Carton of 1000		
16	Spring Insert	73-68	259-103C Std Only	.015"; ID 1.030"; Carton of 100		
16	Spring Insert	73-68	259-103B Std Only	.030"; ID 1.030"; Carton of 100		
16	Spring Insert	73-68	259-103BRS Std Only	.030"; ID 1.030"; Carton of 500		
16	Spring Insert	73-68	259-103A Std Only	.060"; ID 1.030"; Carton of 100		
16	Spring Insert	73-68	259-103ARS Std Only	.060"; ID 1.030"; Carton of 500		
8	Cast Piston	73-68	413AP Std-20-30-40-60	VINTAGE; Cast; 1.0402" Pin Dia.; 2 Rings 5/64 Groove, 1 Ring 3/16 Groove, 1.883 CD, Oblong Recessed Head .120 deep - 8.0:1 C.R.	BLOCK	
8	Cast Piston - Individual	73-68	W413AP 30 30-40-60	VINTAGE; Cast; 1.0402" Pin Dia.; 2 Rings 5/64 Groove, 1 Ring 3/16 Groove, 1.883 CD, Oblong Recessed Head .120 deep - 8.0:1 C.R.		
1	Premium Set	73-68	E-296K Std-20-30-40-60	2-5/64, 1-3/16; Premium Moly		
1	Standard Set	73-68	E-296X Std-20-30-40-60	2-5/64, 1-3/16; Iron		
1	Main Set	73-68	4907M Std-1-10-20-30-40	DESCRIPTION		
1	Main Set	73-68	134M Std-1X-10-20			Performance; 3/4 grooved
1	Rod Set	73-68	8-3360CPA Std-1-10-20-30-40			
1	Rod Set	73-68	8-7185CH Std-10-20			Performance
8	Rod Pair	73-68	3360CPA Std-1-10-20-30-40			
1	Cam Set	73-68	1414M Std Only			Babbitt material; Full round design
1	Cam Set	73-68	2104M Std Only			Performance
1	Oil Pump	73-68	224-41139V			VINTAGE; High Volume, check pan for clearance; Incl. 224-14160 screen
1	Oil Pump	73-68	224-41139	VINTAGE; Use w/224-12139		
1	Pump Repair Kit	73-68	224-51139			
1	Inter. Shaft	73-68	224-61127			
1	Screen Assy.	73-68	224-12139	VINTAGE; Press-in type screen		
1	Kit Gasket Set	73-68	260-1013	Exh. pipe packing not incl.; Exh. manifold heat shields not incl.; Premium valve stem seals incl.		
1	Brass Block Plug Kit	73-68	381-8018	DESCRIPTION		
1	Steel Block Plug Kit	73-68	381-4021			
1	Steel Shallow Cup Freeze Plug	73-68	381-2194		2.500" Diameter	
YEARS	RE-RING KIT			PREMIUM KIT NO.	ECONOMY KIT NO.	KITS
	73-68	Exh. pipe packing not incl.; Exh. heat shields not incl.; Premium valve stem seals incl.	Re-ring	205-637	205-137	
73-68	Exh. pipe packing not incl.; Exh. heat shields not incl.; Premium valve stem seals incl.	Re-ring w/Mains	205-637M	205-137M		

Ford Car (Incl. Edsel, Ford, Lincoln, Mercury)

429 7.0L (7031cc) OHV V8 Boss (16 Valve), 4.36" Bore (Ford Eng.), 4 Bbl. "VIN Z" 1970-1969 103

QTY	TIMING	YEARS	PART NO.	DESCRIPTION
1	3 Piece Set	70-69	KT3-491SA	VINTAGE; (1) 222-491; (1) 223-420A; (1) 223-493
1	Timing Chain	70-69	222-491	52 Links
1	Crank Sprocket	70-69	223-493	If engine is equipped with an oil shield, the oil shield must be discarded when installing crankshaft sprocket 223-493; 18 Teeth
1	Cam Sprocket	70-69	223-420A	36 Teeth
QTY	CAMSHAFT/LIFTER	YEARS	PART NO.	DESCRIPTION
16	Lifter	69	HT-900 Std Only	Hyd.
16	Lifter, Bulk	69	HT-900B Std Only	Hyd.; Carton of 122
QTY	PUSH ROD	YEARS	PART NO.	DESCRIPTION
16	Push Rod	69	RP-3213R Std Only	Chrome-Moly; 8.6900" O.A.L.
QTY	ROCKER PARTS	YEARS	PART NO.	DESCRIPTION
16	Arm Assy.	69	R-1033 Std Only	VINTAGE; Incl. arm, ball & 2 nuts
16	Arm	69	R-863A Std Only	
16	Rocker Arm Ball	69	MR-1820 Std Only	
16	Nut	69	MR-1934 Std Only	3/8" x 24 UNF
16	Nut	69	MR-1813 Std Only	7/16" thread
QTY	VALVE	YEARS	PART NO.	DESCRIPTION
8	Exhaust	70	V-1933 Std Only	Chrome plated stem; 1.7250" Head Dia., .3420" Stem Dia., 5.0680" O.A.L.
8	Exhaust	69	V-1849 Std Only	VINTAGE; Chrome plated stem; 1.6540" Head Dia., 0.3420" Stem Dia., 5.0830" O.A.L.
8	Intake	69	V-1850 Std Only	VINTAGE; Chrome plated stem; 2.0830" Head Dia., 0.3420" Stem Dia., 5.2880" O.A.L.
QTY	VALVE GUIDE	YEARS	PART NO.	DESCRIPTION
16	Guide	70-69	VG-5061 Std Only	0.3430" ID, 2.3800" O.A.L.
QTY	VALVE SPRING	YEARS	PART NO.	DESCRIPTION
16	Spring	70	VS-717 Std Only	VINTAGE; Incl. damper; 2.0260" Free Height
16	Spring	69	VS-703 Std Only	2.0560" Free Height
16	Spring, Bulk	69	VS-703B Std Only	Carton of 250; 2.0560" Free Height
QTY	VALVE SEAL	YEARS	PART NO.	DESCRIPTION
16	Valve Stem Seal	70-69	ST-2001 Std Only	Positive type; Installation requires valve guide machining; (RBBTF) Rubber/PTFE
16	Valve Stem Seal	70	MV-1796C Std Only	Umbrella type; Fits Std. to .015" O/S valve stem; (RBB) Rubber
16	Valve Stem Seal Bulk	70-69	ST-2001BC Std Only	Positive type; Installation requires valve guide machining; Carton of 100; (RBBTF) Rubber/PTFE
16	Valve Stem Seal Bulk	70	MV-1796 Std Only	Umbrella type; Fits Std. to .015" O/S valve stem; Carton of 100; (RBB) Rubber
QTY	VALVE SEAT	YEARS	PART NO.	DESCRIPTION
8	Seat	70	245-1812-4 Std Only	Loc. Exh.; 1.8175" OD, 1.5625" ID, 0.2160" Depth
8	Seat	70	245-1812-4N Std Only	Loc. Exh.; Premium Material; 1.8175" OD, 1.5625" ID, 0.2160" Depth
8	Seat	69	245-1750-2 Std Only	Loc. Exh.; 1.7550" OD, 1.5000" ID, 0.2160" Depth
8	Seat	69	245-1750-2N Std Only	Loc. Exh.; Premium Material; 1.7550" OD, 1.5000" ID, 0.2160" Depth
8	Seat	69	245-2250-1 Std Only	Loc. Int.; Machine ID to fit; 2.2555" OD, 1.9375" ID, 0.1855" Depth
QTY	VALVE, MISC	YEARS	PART NO.	DESCRIPTION
32	Keeper	70-69	VK-115A Std Only	1 groove; Square cut key groove; Carton pack 24
32	Keeper	70-69	VK-115 Std Only	1 groove; Square cut key groove; Carton pack 32
32	Keeper	70-69	VK-115R Std Only	1 groove; Square cut key groove; Hardened
32	Keeper, Bulk	70-69	VK-115B Std Only	1 groove; Square cut key groove; Carton of 1000
16	Spring Insert	70-69	259-103C Std Only	.015"; ID 1.030"; Carton of 100
16	Spring Insert	70-69	259-103B Std Only	.030"; ID 1.030"; Carton of 100
16	Spring Insert	70-69	259-103BRS Std Only	.030"; ID 1.030"; Carton of 500
16	Spring Insert	70-69	259-103A Std Only	.060"; ID 1.030"; Carton of 100
16	Spring Insert	70-69	259-103ARS Std Only	.060"; ID 1.030"; Carton of 500
QTY	PISTON	YEARS	PART NO.	DESCRIPTION
8	POWERFORGED	70	L-2366F Std-30-40	Powerforged; 1.0402" Pin Dia.; 2 Rings 5/64 Groove, 1 Ring 3/16 Groove, 1.890 CD, Flat, 1 relief; DUROSHIELD® skirt coated piston
8	POWERFORGED Piston-Individual	70	WL-2366F Std-30-40	Powerforged; 1.0402" Pin Dia.; 2 Rings 5/64 Groove, 1 Ring 3/16 Groove, 1.890 CD, Flat, 1 relief; DUROSHIELD® skirt coated piston
QTY	RINGS	YEARS	PART NO.	DESCRIPTION
1	Premium Set	70-69	E-296K Std-20-30-40-60	2-5/64, 1-3/16; Premium Moly
1	Standard Set	70-69	E-296X Std-20-30-40-60	2-5/64, 1-3/16; Iron

(continued on next page)

Ford Car (Incl. Edsel, Ford, Lincoln, Mercury)

103 429 7.0L (7031cc) OHV V8 Boss (16 Valve), 4.36" Bore (Ford Eng.), 4 Bbl. "VIN Z" 1970-1969
(cont.)

BLOCK	QTY	ENGINE BEARINGS	YEARS	PART NO.	DESCRIPTION
	1	Main Set	70-69	4907M Std-1-10-20-30-40	
	1	Main Set	70-69	134M Std-1X-10-20	Performance; 3/4 grooved
	1	Rod Set	70-69	8-3360CPA Std-1-10-20-30-40	
	1	Rod Set	70-69	8-7185CH Std-10-20	Performance
	8	Rod Pair	70-69	3360CPA Std-1-10-20-30-40	
	1	Cam Set	70-69	1414M Std Only	Babbitt material; Full round design
	1	Cam Set	70-69	2104M Std Only	Performance
	QTY	OIL PUMP	YEARS	PART NO.	DESCRIPTION
	1	Pump Repair Kit	70-69	224-51139	
1	Inter. Shaft	70-69	224-61127		
1	Screen Assy.	70	224-14160	Bolt-on type screen	
QTY	FREEZE PLUGS	YEARS	PART NO.	DESCRIPTION	
1	Brass Block Plug Kit	70-69	381-8018		
1	Steel Block Plug Kit	70-69	381-4021		
1	Steel Shallow Cup Freeze Plug	70-69	381-2194	2.500" Diameter	

104 429 7.0L (7031cc) OHV V8 Cobra Jet/Super Cobra Jet (16 Valve), 4.36" Bore (Ford Eng.), 4 Bbl. "VIN C" 1971-1970

VALVE TRAIN	QTY	TIMING	YEARS	PART NO.	DESCRIPTION
	1	3 Piece Set	71-70	KT3-491SA	VINTAGE; (1) 222-491; (1) 223-420A; (1) 223-493
	1	Timing Chain	71-70	222-491	52 Links
	1	Crank Sprocket	71-70	223-493	If engine is equipped with an oil shield, the oil shield must be discarded when installing crankshaft sprocket 223-493; 18 Teeth
	1	Cam Sprocket	71-70	223-420A	36 Teeth
	QTY	CAMSHAFT/LIFTER	YEARS	PART NO.	DESCRIPTION
	16	Lifter	71-70	HT-900 Std Only	Hyd.
	16	Lifter	71-70	AT-2000 Std Only	Speed-Pro Mech.
	16	Lifter, Bulk	71-70	HT-900B Std Only	Hyd.; Carton of 122
	16	Lifter, Bulk	71-70	AT-2000B Std Only	Speed-Pro Mech.; Carton of 122
QTY	PUSH ROD	YEARS	PART NO.	DESCRIPTION	
16	Push Rod	71-70	RP-3160 Std Only	8.5500" O.A.L.	
16	Push Rod, Bulk	71-70	BRP-3160 Std Only	Carton of 100; 8.5500" O.A.L.	
QTY	VALVE	YEARS	PART NO.	DESCRIPTION	
8	Exhaust	71-70	V-1933 Std Only	Chrome plated stem; 1.7250" Head Dia., .3420" Stem Dia., 5.0680" O.A.L.	
QTY	VALVE GUIDE	YEARS	PART NO.	DESCRIPTION	
16	Guide	71-70	VG-5061 Std Only	0.3430" ID, 2.3800" O.A.L.	
QTY	VALVE SPRING	YEARS	PART NO.	DESCRIPTION	
16	Spring	71-70	VS-717 Std Only	VINTAGE; Incl. damper; 2.0260" Free Height	
QTY	VALVE SEAL	YEARS	PART NO.	DESCRIPTION	
16	Valve Stem Seal	71-70	ST-2001 Std Only	Positive type; Installation requires valve guide machining; (RBBTF) Rubber/PTFE	
16	Valve Stem Seal	71-70	MV-1796C Std Only	Umbrella type; Fits Std. to .015" O/S valve stem; (RBB) Rubber	
16	Valve Stem Seal Bulk	71-70	ST-2001BC Std Only	Positive type; Installation requires valve guide machining; Carton of 100; (RBBTF) Rubber/PTFE	
16	Valve Stem Seal Bulk	71-70	MV-1796 Std Only	Umbrella type; Fits Std. to .015" O/S valve stem; Carton of 100; (RBB) Rubber	
QTY	VALVE SEAT	YEARS	PART NO.	DESCRIPTION	
8	Seat	71-70	245-1812-4 Std Only	Loc. Exh.; 1.8175" OD, 1.5625" ID, 0.2160" Depth	
8	Seat	71-70	245-1812-4N Std Only	Loc. Exh.; Premium Material; 1.8175" OD, 1.5625" ID, 0.2160" Depth	
QTY	VALVE, MISC	YEARS	PART NO.	DESCRIPTION	
32	Keeper	71-70	VK-115A Std Only	1 groove; Square cut key groove; Carton pack 24	
32	Keeper	71-70	VK-115 Std Only	1 groove; Square cut key groove; Carton pack 32	
32	Keeper	71-70	VK-115R Std Only	1 groove; Square cut key groove; Hardened	
32	Keeper, Bulk	71-70	VK-115B Std Only	1 groove; Square cut key groove; Carton of 1000	
16	Spring Insert	71-70	259-103C Std Only	.015"; ID 1.030"; Carton of 100	
16	Spring Insert	71-70	259-103B Std Only	.030"; ID 1.030"; Carton of 100	
16	Spring Insert	71-70	259-103BRS Std Only	.030"; ID 1.030"; Carton of 500	
16	Spring Insert	71-70	259-103A Std Only	.060"; ID 1.030"; Carton of 100	
16	Spring Insert	71-70	259-103ARS Std Only	.060"; ID 1.030"; Carton of 500	
QTY	PISTON	YEARS	PART NO.	DESCRIPTION	
8	POWERFORGED	71-70	L-2366F Std-30-40	Powerforged; 1.0402" Pin Dia.; 2 Rings 5/64 Groove, 1 Ring 3/16 Groove, 1.890 CD, Flat, 1 relief; DUROSHIELD® skirt coated piston	

(continued on next page)

Ford Car (Incl. Edsel, Ford, Lincoln, Mercury)

429 7.0L (7031cc) OHV V8 Cobra Jet/Super Cobra Jet (16 Valve), 4.36" Bore (Ford Eng.), 4 Bbl. "VIN C" 104
1971-1970 (cont.)

BLOCK	QTY	PISTON (cont.)	YEARS	PART NO.	DESCRIPTION
	8	POWERFORGED Piston-Individual	71-70	WL-2366F Std-30-40	Powerforged; 1.0402" Pin Dia.; 2 Rings 5/64 Groove, 1 Ring 3/16 Groove, 1.890 CD, Flat, 1 relief; DUROSHIELD® skirt coated piston
	QTY	RINGS	YEARS	PART NO.	DESCRIPTION
	1	Premium Set	71-70	E-296K Std-20-30-40-60	2-5/64, 1-3/16; Premium Moly
	1	Standard Set	71-70	E-296X Std-20-30-40-60	2-5/64, 1-3/16; Iron
	QTY	ENGINE BEARINGS	YEARS	PART NO.	DESCRIPTION
	1	Main Set	71-70	4907M Std-1-10-20-30-40	Performance; 3/4 grooved
	1	Main Set	71-70	134M Std-1X-10-20	
	1	Rod Set	71-70	8-3360CPA Std-1-10-20-30-40	Performance
	1	Rod Set	71-70	8-7185CH Std-10-20	
8	Rod Pair	71-70	3360CPA Std-1-10-20-30-40	Babbitt material; Full round design	
1	Cam Set	71-70	1414M Std Only		
1	Cam Set	71-70	2104M Std Only	Performance	
QTY	OIL PUMP	YEARS	PART NO.	DESCRIPTION	
1	Pump Repair Kit	71-70	224-51139	Bolt-on type screen	
1	Inter. Shaft	71-70	224-61127		
1	Screen Assy.	71-70	224-14160		
QTY	GASKETS	YEARS	PART NO.	DESCRIPTION	
1	Kit Gasket Set	71-70	260-1013	Int. manifold gskts. not incl.; Exh. pipe packing not incl.; Exh. manifold heat shields not incl.; Premium valve stem seals incl.	
QTY	FREEZE PLUGS	YEARS	PART NO.	DESCRIPTION	
1	Brass Block Plug Kit	71-70	381-8018	2.500" Diameter	
1	Steel Block Plug Kit	71-70	381-4021		
1	Steel Shallow Cup Freeze Plug	71-70	381-2194		

KITS	RE-RING KIT				PREMIUM	ECONOMY
	YEARS	DESCRIPTION			KIT NO.	KIT NO.
	71-70	Int. manifold gskts. not incl.; Exh. pipe packing not incl.; Exh. heat shields not incl.; Premium valve stem seals incl.	Re-ring		205-637	205-137
71-70	Int. manifold gskts. not incl.; Exh. pipe packing not incl.; Exh. heat shields not incl.; Premium valve stem seals incl.	Re-ring w/Mains		205-637M	205-137M	

429 7.0L (7031cc) OHV V8 Cobra Jet/Super Cobra Jet (16 Valve), 4.36" Bore (Ford Eng.), 4 Bbl. "VIN J" 105
1971-1970

VALVE TRAIN	QTY	TIMING	YEARS	PART NO.	DESCRIPTION
	1	3 Piece Set	71-70	KT3-491SA	VINTAGE; (1) 222-491; (1) 223-420A; (1) 223-493
	1	Timing Chain	71-70	222-491	52 Links
	1	Crank Sprocket	71-70	223-493	If engine is equipped with an oil shield, the oil shield must be discarded when installing crankshaft sprocket 223-493; 18 Teeth
	1	Cam Sprocket	71-70	223-420A	36 Teeth
	QTY	CAMSHAFT/LIFTER	YEARS	PART NO.	DESCRIPTION
	16	Lifter	71-70	AT-2000 Std Only	Speed-Pro Mech.
	16	Lifter, Bulk	71-70	AT-2000B Std Only	Speed-Pro Mech.; Carton of 122
	QTY	PUSH ROD	YEARS	PART NO.	DESCRIPTION
	16	Push Rod	71-70	RP-3160 Std Only	8.5500" O.A.L.
16	Push Rod, Bulk	71-70	BRP-3160 Std Only	Carton of 100; 8.5500" O.A.L.	
QTY	VALVE	YEARS	PART NO.	DESCRIPTION	
8	Exhaust	71-70	V-1933 Std Only	Chrome plated stem; 1.7250" Head Dia., .3420" Stem Dia., 5.0680" O.A.L.	
QTY	VALVE GUIDE	YEARS	PART NO.	DESCRIPTION	
16	Guide	71-70	VG-5061 Std Only	0.3430" ID, 2.3800" O.A.L	
QTY	VALVE SPRING	YEARS	PART NO.	DESCRIPTION	
16	Spring	71-70	VS-717 Std Only	VINTAGE; Incl. damper; 2.0260" Free Height	
QTY	VALVE SEAL	YEARS	PART NO.	DESCRIPTION	
16	Valve Stem Seal	71-70	ST-2001 Std Only	Positive type; Installation requires valve guide machining; (RBBTF) Rubber/PTFE	
16	Valve Stem Seal	71-70	MV-1796C Std Only	Umbrella type; Fits Std. to .015" O/S valve stem; (RBB) Rubber	
16	Valve Stem Seal Bulk	71-70	ST-2001BC Std Only	Positive type; Installation requires valve guide machining; Carton of 100; (RBBTF) Rubber/PTFE	
16	Valve Stem Seal Bulk	71-70	MV-1796 Std Only	Umbrella type; Fits Std. to .015" O/S valve stem; Carton of 100; (RBB) Rubber	

(continued on next page)

Ford Car (Incl. Edsel, Ford, Lincoln, Mercury)

105 429 7.0L (7031cc) OHV V8 Cobra Jet/Super Cobra Jet (16 Valve), 4.36" Bore (Ford Eng.), 4 Bbl. "VIN J"
(cont.) 1971-1970

QTY	VALVE SEAT	YEARS	PART NO.	DESCRIPTION	
8	Seat	71-70	245-1812-4 Std Only	Loc. Exh.; 1.8175" OD, 1.5625" ID, 0.2160" Depth	
8	Seat	71-70	245-1812-4N Std Only	Loc. Exh.; Premium Material; 1.8175" OD, 1.5625" ID, 0.2160" Depth	
QTY	VALVE, MISC	YEARS	PART NO.	DESCRIPTION	
32	Keeper	71-70	VK-115A Std Only	1 groove; Square cut key groove; Carton pack 24	
32	Keeper	71-70	VK-115 Std Only	1 groove; Square cut key groove; Carton pack 32	
32	Keeper	71-70	VK-115R Std Only	1 groove; Square cut key groove; Hardened	
32	Keeper, Bulk	71-70	VK-115B Std Only	1 groove; Square cut key groove; Carton of 1000	
16	Spring Insert	71-70	259-103C Std Only	.015"; ID 1.030"; Carton of 100	
16	Spring Insert	71-70	259-103B Std Only	.030"; ID 1.030"; Carton of 100	
16	Spring Insert	71-70	259-103BRS Std Only	.030"; ID 1.030"; Carton of 500	
16	Spring Insert	71-70	259-103A Std Only	.060"; ID 1.030"; Carton of 100	
16	Spring Insert	71-70	259-103ARS Std Only	.060"; ID 1.030"; Carton of 500	
QTY	PISTON	YEARS	PART NO.	DESCRIPTION	
8	POWERFORGED	71-70	L-2366F Std-30-40	Powerforged; 1.0402" Pin Dia.; 2 Rings 5/64 Groove, 1 Ring 3/16 Groove, 1.890 CD, Flat, 1 relief; DUROSHIELD® skirt coated piston	
8	POWERFORGED Piston-Individual	71-70	WL-2366F Std-30-40	Powerforged; 1.0402" Pin Dia.; 2 Rings 5/64 Groove, 1 Ring 3/16 Groove, 1.890 CD, Flat, 1 relief; DUROSHIELD® skirt coated piston	
QTY	RINGS	YEARS	PART NO.	DESCRIPTION	
1	Premium Set	71-70	E-296K Std-20-30-40-60	2-5/64, 1-3/16; Premium Moly	
1	Standard Set	71-70	E-296X Std-20-30-40-60	2-5/64, 1-3/16; Iron	
QTY	ENGINE BEARINGS	YEARS	PART NO.	DESCRIPTION	
1	Main Set	71-70	4907M Std-1-10-20-30-40		
1	Main Set	71-70	134M Std-1X-10-20	Performance; 3/4 grooved	
1	Rod Set	71-70	8-3360CPA Std-1-10-20-30-40		
1	Rod Set	71-70	8-7185CH Std-10-20	Performance	
8	Rod Pair	71-70	3360CPA Std-1-10-20-30-40		
1	Cam Set	71-70	1414M Std Only	Babbitt material; Full round design	
1	Cam Set	71-70	2104M Std Only	Performance	
QTY	OIL PUMP	YEARS	PART NO.	DESCRIPTION	
1	Pump Repair Kit	71-70	224-51139		
1	Inter. Shaft	71-70	224-61127		
1	Screen Assy.	71-70	224-14160	Bolt-on type screen	
QTY	GASKETS	YEARS	PART NO.	DESCRIPTION	
1	Kit Gasket Set	71-70	260-1013	Int. manifold gskts. not incl.; Exh. pipe packing not incl.; Exh. manifold heat shields not incl.; Premium valve stem seals incl.	
QTY	FREEZE PLUGS	YEARS	PART NO.	DESCRIPTION	
1	Brass Block Plug Kit	71-70	381-8018		
1	Steel Block Plug Kit	71-70	381-4021		
1	Steel Shallow Cup Freeze Plug	71-70	381-2194	2.500" Diameter	
KITS	RE-RING KIT			PREMIUM KIT NO.	ECONOMY KIT NO.
	YEARS	DESCRIPTION			
	71-70	Int. manifold gskts. not incl.; Exh. pipe packing not incl.; Exh. heat shields not incl.; Premium valve stem seals incl.	Re-ring	205-637	205-137
	71-70	Int. manifold gskts. not incl.; Exh. pipe packing not incl.; Exh. heat shields not incl.; Premium valve stem seals incl.	Re-ring w/Mains	205-637M	205-137M

106 429 7.0L (7031cc) OHV V8 Police (16 Valve), 4.36" Bore (Ford Eng.), 4 Bbl. "VIN P" 1972-1971

QTY	TIMING	YEARS	PART NO.	DESCRIPTION
1	3 Piece Set	72-71	KT3-491SA	VINTAGE; (1) 222-491; (1) 223-420A; (1) 223-493
1	Timing Chain	72-71	222-491	52 Links
1	Crank Sprocket	72-71	223-493	If engine is equipped with an oil shield, the oil shield must be discarded when installing crankshaft sprocket 223-493; 18 Teeth
1	Cam Sprocket	72-71	223-420A	36 Teeth
QTY	CAMSHAFT/LIFTER	YEARS	PART NO.	DESCRIPTION
16	Lifter	72	HT-900 Std Only	Hyd.
16	Lifter	71	AT-2000 Std Only	Speed-Pro Mech.
16	Lifter, Bulk	72	HT-900B Std Only	Hyd.; Carton of 122
16	Lifter, Bulk	71	AT-2000B Std Only	Speed-Pro Mech.; Carton of 122
QTY	PUSH ROD	YEARS	PART NO.	DESCRIPTION
16	Push Rod	72-71	RP-3160 Std Only	8.5500" O.A.L.

(continued on next page)

Ford Car (Incl. Edsel, Ford, Lincoln, Mercury)

429 7.0L (7031cc) OHV V8 Police (16 Valve), 4.36" Bore (Ford Eng.), 4 Bbl. "VIN P" 1972-1971 106
(cont.)

QTY	PART NO.	YEARS	PART NO.	DESCRIPTION
16	PUSH ROD (cont.) Push Rod, Bulk	72-71	BRP-3160 Std Only	Carton of 100; 8.5500" O.A.L.
16	ROCKER PARTS Arm Assy.	72	R-855 Std Only	Incl. arm & pivot
16	Arm Assy., Bulk	72	R-855B Std Only	Incl. arm & pivot; Carton of 64
16	Arm	72	R-855A Std Only	
16	Bolt	72	MR-1951 Std Only	5/16" X 18 UNC w/o washer
16	Bolt	72	MR-1847 Std Only	5/16" X 18 UNC w/Washer
16	Pivot	72	MR-1811 Std Only	
8	VALVE Exhaust	71	V-1933 Std Only	Chrome plated stem; 1.7250" Head Dia., .3420" Stem Dia., 5.0680" O.A.L.
16	VALVE GUIDE Guide	72-71	VG-5061 Std Only	0.3430" ID, 2.3800" O.A.L
16	VALVE SPRING Spring	72-71	VS-717 Std Only	VINTAGE; Incl. damper; 2.0260" Free Height
16	VALVE SEAL Valve Stem Seal	72-71	ST-2001 Std Only	Positive type; Installation requires valve guide machining; (RBBTF) Rubber/PTFE
16	Valve Stem Seal	72-71	MV-1796C Std Only	Umbrella type; Fits Std. to .015" O/S valve stem; (RBB) Rubber
16	Valve Stem Seal Bulk	72-71	ST-2001BC Std Only	Positive type; Installation requires valve guide machining; Carton of 100; (RBBTF) Rubber/PTFE
16	Valve Stem Seal Bulk	72-71	MV-1796 Std Only	Umbrella type; Fits Std. to .015" O/S valve stem; Carton of 100; (RBB) Rubber
8	VALVE SEAT Seat	72-71	245-1812-4 Std Only	Loc. Exh.; 1.8175" OD, 1.5625" ID, 0.2160" Depth
8	Seat	72-71	245-1812-4N Std Only	Loc. Exh.; Premium Material; 1.8175" OD, 1.5625" ID, 0.2160" Depth
32	VALVE, MISC Keeper	72-71	VK-115A Std Only	1 groove; Square cut key groove; Carton pack 24
32	Keeper	72-71	VK-115 Std Only	1 groove; Square cut key groove; Carton pack 32
32	Keeper	72-71	VK-115R Std Only	1 groove; Square cut key groove; Hardened
32	Keeper, Bulk	72-71	VK-115B Std Only	1 groove; Square cut key groove; Carton of 1000
16	Spring Insert	72-71	259-103C Std Only	.015"; ID 1.030"; Carton of 100
16	Spring Insert	72-71	259-103B Std Only	.030"; ID 1.030"; Carton of 100
16	Spring Insert	72-71	259-103BRS Std Only	.030"; ID 1.030"; Carton of 500
16	Spring Insert	72-71	259-103A Std Only	.060"; ID 1.030"; Carton of 100
16	Spring Insert	72-71	259-103ARS Std Only	.060"; ID 1.030"; Carton of 500
8	PISTON POWERFORGED	72-71	L-2366F Std-30-40	Powerforged; 1.0402" Pin Dia.; 2 Rings 5/64 Groove, 1 Ring 3/16 Groove, 1.890 CD, Flat, 1 relief; DUROSHIELD® skirt coated piston
8	POWERFORGED Piston-Individual	72-71	WL-2366F Std-30-40	Powerforged; 1.0402" Pin Dia.; 2 Rings 5/64 Groove, 1 Ring 3/16 Groove, 1.890 CD, Flat, 1 relief; DUROSHIELD® skirt coated piston
1	RINGS Premium Set	72-71	E-296K Std-20-30-40-60	2-5/64, 1-3/16; Premium Moly
1	Standard Set	72-71	E-296X Std-20-30-40-60	2-5/64, 1-3/16; Iron
1	ENGINE BEARINGS Main Set	72-71	4907M Std-1-10-20-30-40	
1	Main Set	72-71	134M Std-1X-10-20	Performance; 3/4 grooved
1	Rod Set	72-71	8-3360CPA Std-1-10-20-30-40	
1	Rod Set	72-71	8-7185CH Std-10-20	Performance
8	Rod Pair	72-71	3360CPA Std-1-10-20-30-40	
1	Cam Set	72-71	1414M Std Only	Babbitt material; Full round design
1	Cam Set	72-71	2104M Std Only	Performance
1	OIL PUMP Pump Repair Kit	72-71	224-51139	
1	Inter. Shaft	72-71	224-61127	
1	Screen Assy.	72-71	224-14160	Bolt-on type screen
1	GASKETS Kit Gasket Set	72-71	260-1013	Exh. pipe packing not incl.; Exh. manifold heat shields not incl.; Premium valve stem seals incl.
1	FREEZE PLUGS Brass Block Plug Kit	72-71	381-8018	
1	Steel Block Plug Kit	72-71	381-4021	

(continued on next page)

Ford Car (Incl. Edsel, Ford, Lincoln, Mercury)

106 429 7.0L (7031cc) OHV V8 Police (16 Valve), 4.36" Bore (Ford Eng.), 4 Bbl. "VIN P" 1972-1971
(cont.)

QTY	FREEZE PLUGS (cont.)	YEARS	PART NO.	DESCRIPTION		
1	Steel Shallow Cup Freeze Plug	72-71	381-2194	2.500" Diameter		
K I T S	RE-RING KIT				PREMIUM	ECONOMY
	YEARS	DESCRIPTION			KIT NO.	KIT NO.
	72-71	Exh. pipe packing not incl.; Exh. heat shields not incl.; Premium valve stem seals incl.	Re-ring		205-637	205-137
	72-71	Exh. pipe packing not incl.; Exh. heat shields not incl.; Premium valve stem seals incl.	Re-ring w/Mains		205-637M	205-137M

107 430 7.0L (7048cc) OHV V8 (16 Valve), 4.2969" Bore (Ford Eng.), 2 Bbl. "VIN H" 1962-1960

QTY	TIMING	YEARS	PART NO.	DESCRIPTION		
1	Timing Chain	62-60	222-491	52 Links		
1	Crank Sprocket	62-60	223-283	VINTAGE; 20 Teeth		
1	Cam Sprocket	62-61	223-386	VINTAGE; 40 Teeth		
QTY	CAMSHAFT/LIFTER	YEARS	PART NO.	DESCRIPTION		
16	Lifter	62-60	HT-2083 Std Only	Hyd.		
16	Lifter, Bulk	62-60	HT-2083B Std Only	Hyd.; Carton of 122		
QTY	PUSH ROD	YEARS	PART NO.	DESCRIPTION		
16	Push Rod	62-60	RP-3059 Std Only	VINTAGE; 9.7700" O.A.L.		
QTY	ROCKER PARTS	YEARS	PART NO.	DESCRIPTION		
16	Arm	60	R-814 Std Only	VINTAGE; w/Hyd. lifters		
QTY	VALVE GUIDE	YEARS	PART NO.	DESCRIPTION		
8	Guide	62-60	VG-5008 Std Only	VINTAGE; Loc. Int.; Plain; 0.3725" ID, 2.7500" O.A.L		
8	Guide	62-60	VG-5057T Std Only	VINTAGE; Loc. Int.; Threaded; 0.3730" ID, 2.7500" O.A.L		
8	Guide, Bulk	62-60	VG-5008B Std Only	VINTAGE; Loc. Int.; Plain; Carton of 50; 0.3725" ID, 2.7500" O.A.L		
QTY	VALVE SEAL	YEARS	PART NO.	DESCRIPTION		
8	Valve Stem Seal	62-60	ST-2002 Std Only	Loc. Exh.; Installation requires valve guide machining; (PLY) Polyacrylate		
8	Valve Stem Seal	62-60	ST-2002 Std Only	Loc. Int.; Installation requires valve guide machining; (PLY) Polyacrylate		
8	Valve Stem Seal	62-60	MV-1775C Std Only	VINTAGE; Loc. Exh.; Umbrella type; (PLY) Polyacrylate		
8	Valve Stem Seal Bulk	62-60	ST-2002BC Std Only	Loc. Exh.; Positive type; Installation requires valve guide machining; Carton of 100; (PLY) Polyacrylate		
8	Valve Stem Seal Bulk	62-60	MV-1775 Std Only	Loc. Exh.; Umbrella type; Carton of 100; (PLY) Polyacrylate		
8	Valve Stem Seal Bulk	62-60	ST-2002BC Std Only	Loc. Int.; Positive type; Installation requires valve guide machining; Carton of 100; (PLY) Polyacrylate		
QTY	VALVE, MISC	YEARS	PART NO.	DESCRIPTION		
32	Keeper	62-60	VK-138A Std Only	1 groove; Square cut key groove; Carton pack 24		
32	Keeper	62-60	VK-138 Std Only	1 groove; Square cut key groove; Carton pack 32		
32	Keeper	62-60	VK-138R Std Only	1 groove; Square cut key groove; Hardened		
32	Keeper, Bulk	62-60	VK-138B Std Only	1 groove; Square cut key groove; Carton of 1000		
QTY	RINGS	YEARS	PART NO.	DESCRIPTION		
1	Standard Set	62-60	E-183X Std Only	VINTAGE; 1-5/64, 1-3/32, 1-3/16; Iron		
QTY	ENGINE BEARINGS	YEARS	PART NO.	DESCRIPTION		
1	Main Set	62	4130M Std-10	VINTAGE; Double locking lips on lower brg. halves		
8	Rod Pair	62-60	2305CP Std-10	VINTAGE		
QTY	OIL PUMP	YEARS	PART NO.	DESCRIPTION		
1	Oil Pump	62-60	224-43365A	VINTAGE; High Pressure		
1	Oil Pump	62-60	224-41177	VINTAGE; High Volume, check pan for clearance		
1	Oil Pump	62-60	224-41173	VINTAGE; w/Electric wipers		
QTY	FREEZE PLUGS	YEARS	PART NO.	DESCRIPTION		
1	Brass Block Plug Kit	62-60	381-8018			
1	Steel Block Plug Kit	62-60	381-4021			
1	Steel Shallow Cup Freeze Plug	62-60	381-2194	2.500" Diameter		

108 430 7.0L (7048cc) OHV V8 (16 Valve), 4.2969" Bore (Ford Eng.), 4 Bbl. "VIN H" 1959-1958

QTY	TIMING	YEARS	PART NO.	DESCRIPTION		
1	Timing Chain	59-58	222-491	52 Links		
1	Crank Sprocket	59-58	223-283	VINTAGE; 20 Teeth		
QTY	CAMSHAFT/LIFTER	YEARS	PART NO.	DESCRIPTION		
16	Lifter	59-58	HT-2083 Std Only	Hyd.		
16	Lifter, Bulk	59-58	HT-2083B Std Only	Hyd.; Carton of 122		
QTY	PUSH ROD	YEARS	PART NO.	DESCRIPTION		
16	Push Rod	59-58	RP-3059 Std Only	VINTAGE; 9.7700" O.A.L.		

(continued on next page)

Ford Car (Incl. Edsel, Ford, Lincoln, Mercury)

430 7.0L (7048cc) OHV V8 (16 Valve), 4.2969" Bore (Ford Eng.), 4 Bbl. "VIN H" 1959-1958 108
(cont.)

	QTY	ROCKER PARTS	YEARS	PART NO.	DESCRIPTION	
VALVE TRAIN	16	Arm	59	R-814 Std Only	VINTAGE; w/Hyd. lifters	
	8	VALVE GUIDE		YEARS	PART NO.	DESCRIPTION
		Guide	59-58	VG-5008 Std Only	VINTAGE; Loc. Int.; Plain; 0.3725" ID, 2.7500" O.A.L	
		Guide	59-58	VG-5057T Std Only	VINTAGE; Loc. Int.; Threaded; 0.3730" ID, 2.7500" O.A.L	
	8	Guide, Bulk	59-58	VG-5008B Std Only	VINTAGE; Loc. Int.; Plain; Carton of 50; 0.3725" ID, 2.7500" O.A.L	
	8	VALVE SEAL		YEARS	PART NO.	DESCRIPTION
		Valve Stem Seal	59-58	ST-2002 Std Only	Loc. Exh.; Installation requires valve guide machining; (PLY) Polyacrylate	
		Valve Stem Seal	59-58	ST-2002 Std Only	Loc. Int.; Installation requires valve guide machining; (PLY) Polyacrylate	
		Valve Stem Seal	59-58	MV-1775C Std Only	VINTAGE; Loc. Exh.; Umbrella type; (PLY) Polyacrylate	
		Valve Stem Seal Bulk	59-58	ST-2002BC Std Only	Loc. Exh.; Positive type; Installation requires valve guide machining; Carton of 100; (PLY) Polyacrylate	
Valve Stem Seal Bulk		59-58	MV-1775 Std Only	Loc. Exh.; Umbrella type; Carton of 100; (PLY) Polyacrylate		
Valve Stem Seal Bulk		59-58	ST-2002BC Std Only	Loc. Int.; Positive type; Installation requires valve guide machining; Carton of 100; (PLY) Polyacrylate		
32	VALVE, MISC		YEARS	PART NO.	DESCRIPTION	
	Keeper	59-58	VK-138A Std Only	1 groove; Square cut key groove; Carton pack 24		
	Keeper	59-58	VK-138 Std Only	1 groove; Square cut key groove; Carton pack 32		
	Keeper	59-58	VK-138R Std Only	1 groove; Square cut key groove; Hardened		
32	Keeper, Bulk	59-58	VK-138B Std Only	1 groove; Square cut key groove; Carton of 1000		
BLOCK	RINGS		YEARS	PART NO.	DESCRIPTION	
	1	Standard Set	59-58	E-183X Std Only	VINTAGE; 1-5/64, 1-3/32, 1-3/16; Iron	
	ENGINE BEARINGS		YEARS	PART NO.	DESCRIPTION	
	8	Rod Pair	59-58	2305CP Std-10	VINTAGE	
	OIL PUMP		YEARS	PART NO.	DESCRIPTION	
	1	Oil Pump	59-58	224-43365A	VINTAGE; High Pressure	
	1	Oil Pump	59-58	224-41177	VINTAGE; High Volume, check pan for clearance	
	1	Oil Pump	59-58	224-41173	VINTAGE; w/Electric wipers	
FREEZE PLUGS		YEARS	PART NO.	DESCRIPTION		
1	Brass Block Plug Kit	59-58	381-8018			
1	Steel Block Plug Kit	59-58	381-4021			
1	Steel Shallow Cup Freeze Plug	59-58	381-2194	2.500" Diameter		

430 7.0L (7048cc) OHV V8 (16 Valve), 4.2969" Bore (Ford Eng.), 3-2 Bbl. "VIN J" 1958 109

	QTY	TIMING	YEARS	PART NO.	DESCRIPTION	
VALVE TRAIN	1	Timing Chain	58	222-491	52 Links	
	1	Crank Sprocket	58	223-283	VINTAGE; 20 Teeth	
	16	CAMSHAFT/LIFTER		YEARS	PART NO.	DESCRIPTION
		Lifter	58	HT-2083 Std Only	Hyd.	
	16	Lifter, Bulk	58	HT-2083B Std Only	Hyd.; Carton of 122	
	PUSH ROD		YEARS	PART NO.	DESCRIPTION	
	16	Push Rod	58	RP-3059 Std Only	VINTAGE; 9.7700" O.A.L.	
	8	VALVE GUIDE		YEARS	PART NO.	DESCRIPTION
		Guide	58	VG-5007 Std Only	Exc. Lincoln Capri Base, Continental Base, Mark III Base, Premier Base, Premiere Base; Loc. Exh.; 0.3725" ID, 2.3800" O.A.L	
		Guide	58	VG-5008 Std Only	VINTAGE; Loc. Int.; Plain; 0.3725" ID, 2.7500" O.A.L	
Guide		58	VG-5057T Std Only	VINTAGE; Loc. Int.; Threaded; 0.3730" ID, 2.7500" O.A.L		
Guide, Bulk		58	VG-5007B Std Only	Exc. Lincoln Capri Base, Continental Base, Mark III Base, Premier Base, Premiere Base; Loc. Exh.; Carton of 50; 0.3725" ID, 2.3800" O.A.L		
8	Guide, Bulk	58	VG-5008B Std Only	VINTAGE; Loc. Int.; Plain; Carton of 50; 0.3725" ID, 2.7500" O.A.L		
8	VALVE SEAL		YEARS	PART NO.	DESCRIPTION	
	Valve Stem Seal	58	ST-2002 Std Only	Loc. Exh.; Installation requires valve guide machining; (PLY) Polyacrylate		
	Valve Stem Seal	58	ST-2002 Std Only	Loc. Int.; Installation requires valve guide machining; (PLY) Polyacrylate		
	Valve Stem Seal	58	MV-1775C Std Only	VINTAGE; Loc. Exh.; Umbrella type; (PLY) Polyacrylate		
	Valve Stem Seal Bulk	58	ST-2002BC Std Only	Loc. Exh.; Positive type; Installation requires valve guide machining; Carton of 100; (PLY) Polyacrylate		
	Valve Stem Seal Bulk	58	MV-1775 Std Only	Loc. Exh.; Umbrella type; Carton of 100; (PLY) Polyacrylate		
8	Valve Stem Seal Bulk	58	ST-2002BC Std Only	Loc. Int.; Positive type; Installation requires valve guide machining; Carton of 100; (PLY) Polyacrylate		

(continued on next page)

Ford Car (Incl. Edsel, Ford, Lincoln, Mercury)

109 430 7.0L (7048cc) OHV V8 (16 Valve), 4.2969" Bore (Ford Eng.), 3-2 Bbl. "VIN J" 1958
(cont.)

QTY	VALVE, MISC	YEARS	PART NO.	DESCRIPTION
32	Keeper	58	VK-138A Std Only	1 groove; Square cut key groove; Carton pack 24
32	Keeper	58	VK-138 Std Only	1 groove; Square cut key groove; Carton pack 32
32	Keeper	58	VK-138R Std Only	1 groove; Square cut key groove; Hardened
32	Keeper, Bulk	58	VK-138B Std Only	1 groove; Square cut key groove; Carton of 1000
QTY	RINGS	YEARS	PART NO.	DESCRIPTION
1	Standard Set	58	E-183X Std Only	VINTAGE; 1-5/64, 1-3/32, 1-3/16; Iron
QTY	ENGINE BEARINGS	YEARS	PART NO.	DESCRIPTION
8	Rod Pair	58	2305CP Std-10	VINTAGE
QTY	OIL PUMP	YEARS	PART NO.	DESCRIPTION
1	Oil Pump	58	224-43365A	VINTAGE; High Pressure
1	Oil Pump	58	224-41177	VINTAGE; High Volume, check pan for clearance
1	Oil Pump	58	224-41173	VINTAGE; w/Electric wipers
QTY	FREEZE PLUGS	YEARS	PART NO.	DESCRIPTION
1	Brass Block Plug Kit	58	381-8018	
1	Steel Block Plug Kit	58	381-4021	
1	Steel Shallow Cup Freeze Plug	58	381-2194	2.500" Diameter

110 430 7.0L (7048cc) OHV V8 (16 Valve), 4.2969" Bore (Ford Eng.), 4 Bbl. "VIN J" 1960-1959

QTY	TIMING	YEARS	PART NO.	DESCRIPTION
1	Timing Chain	60-59	222-491	52 Links
1	Crank Sprocket	60-59	223-283	VINTAGE; 20 Teeth
QTY	CAMSHAFT/LIFTER	YEARS	PART NO.	DESCRIPTION
16	Lifter	60-59	HT-2083 Std Only	Hyd.
16	Lifter, Bulk	60-59	HT-2083B Std Only	Hyd.; Carton of 122
QTY	PUSH ROD	YEARS	PART NO.	DESCRIPTION
16	Push Rod	60-59	RP-3059 Std Only	VINTAGE; 9.7700" O.A.L.
QTY	ROCKER PARTS	YEARS	PART NO.	DESCRIPTION
16	Arm	60-59	R-814 Std Only	VINTAGE; w/Hyd. lifters
QTY	VALVE GUIDE	YEARS	PART NO.	DESCRIPTION
8	Guide	60-59	VG-5062 Std Only	Loc. Exh.; 0.3735" ID, 2.3800" O.A.L
8	Guide	60-59	VG-5008 Std Only	VINTAGE; Loc. Int.; Plain; 0.3725" ID, 2.7500" O.A.L
8	Guide	60-59	VG-5057T Std Only	VINTAGE; Loc. Int.; Threaded; 0.3730" ID, 2.7500" O.A.L
8	Guide, Bulk	60-59	VG-5008B Std Only	VINTAGE; Loc. Int.; Plain; Carton of 50; 0.3725" ID, 2.7500" O.A.L
QTY	VALVE SEAL	YEARS	PART NO.	DESCRIPTION
8	Valve Stem Seal	60-59	ST-2002 Std Only	Loc. Exh.; Installation requires valve guide machining; (PLY) Polyacrylate
8	Valve Stem Seal	60-59	ST-2002 Std Only	Loc. Int.; Installation requires valve guide machining; (PLY) Polyacrylate
8	Valve Stem Seal	60-59	MV-1775C Std Only	VINTAGE; Loc. Exh.; Umbrella type; (PLY) Polyacrylate
8	Valve Stem Seal Bulk	60-59	ST-2002BC Std Only	Loc. Exh.; Positive type; Installation requires valve guide machining; Carton of 100; (PLY) Polyacrylate
8	Valve Stem Seal Bulk	60-59	MV-1775 Std Only	Loc. Exh.; Umbrella type; Carton of 100; (PLY) Polyacrylate
8	Valve Stem Seal Bulk	60-59	ST-2002BC Std Only	Loc. Int.; Positive type; Installation requires valve guide machining; Carton of 100; (PLY) Polyacrylate
QTY	VALVE, MISC	YEARS	PART NO.	DESCRIPTION
32	Keeper	60-59	VK-138A Std Only	1 groove; Square cut key groove; Carton pack 24
32	Keeper	60-59	VK-138 Std Only	1 groove; Square cut key groove; Carton pack 32
32	Keeper	60-59	VK-138R Std Only	1 groove; Square cut key groove; Hardened
32	Keeper, Bulk	60-59	VK-138B Std Only	1 groove; Square cut key groove; Carton of 1000
QTY	RINGS	YEARS	PART NO.	DESCRIPTION
1	Standard Set	60-59	E-183X Std Only	VINTAGE; 1-5/64, 1-3/32, 1-3/16; Iron
QTY	ENGINE BEARINGS	YEARS	PART NO.	DESCRIPTION
8	Rod Pair	60-59	2305CP Std-10	VINTAGE
QTY	OIL PUMP	YEARS	PART NO.	DESCRIPTION
1	Oil Pump	60-59	224-43365A	VINTAGE; High Pressure
1	Oil Pump	60-59	224-41177	VINTAGE; High Volume, check pan for clearance
1	Oil Pump	60-59	224-41173	VINTAGE; w/Electric wipers
QTY	FREEZE PLUGS	YEARS	PART NO.	DESCRIPTION
1	Brass Block Plug Kit	60-59	381-8018	
1	Steel Block Plug Kit	60-59	381-4021	
1	Steel Shallow Cup Freeze Plug	60-59	381-2194	2.500" Diameter

111 430 7.0L (7048cc) OHV V8 (16 Valve), 4.2969" Bore (Ford Eng.), 3-2 Bbl. "VIN K" 1959

QTY	TIMING	YEARS	PART NO.	DESCRIPTION
1	Timing Chain	59	222-491	52 Links

(continued on next page)

Ford Car (Incl. Edsel, Ford, Lincoln, Mercury)

430 7.0L (7048cc) OHV V8 (16 Valve), 4.2969" Bore (Ford Eng.), 3-2 Bbl. "VIN K" 1959 111
(cont.)

QTY	TIMING (cont.)	YEARS	PART NO.	DESCRIPTION
1	Crank Sprocket	59	223-283	VINTAGE; 20 Teeth
16	CAMSHAFT/LIFTER	YEARS	PART NO.	DESCRIPTION
16	Lifter	59	HT-2083 Std Only	Hyd.
16	Lifter, Bulk	59	HT-2083B Std Only	Hyd.; Carton of 122
16	PUSH ROD	YEARS	PART NO.	DESCRIPTION
16	Push Rod	59	RP-3059 Std Only	VINTAGE; 9.7700" O.A.L.
16	ROCKER PARTS	YEARS	PART NO.	DESCRIPTION
16	Arm	59	R-814 Std Only	VINTAGE; w/Hyd. lifters
8	VALVE GUIDE	YEARS	PART NO.	DESCRIPTION
8	Guide	59	VG-5007 Std Only	Loc. Exh.; 0.3725" ID, 2.3800" O.A.L
8	Guide	59	VG-5008 Std Only	VINTAGE; Loc. Int.; Plain; 0.3725" ID, 2.7500" O.A.L
8	Guide	59	VG-5057T Std Only	VINTAGE; Loc. Int.; Threaded; 0.3730" ID, 2.7500" O.A.L
8	Guide, Bulk	59	VG-5007B Std Only	Loc. Exh.; Carton of 50; 0.3725" ID, 2.3800" O.A.L
8	Guide, Bulk	59	VG-5008B Std Only	VINTAGE; Loc. Int.; Plain; Carton of 50; 0.3725" ID, 2.7500" O.A.L
8	VALVE SEAL	YEARS	PART NO.	DESCRIPTION
8	Valve Stem Seal	59	ST-2002 Std Only	Loc. Exh.; Installation requires valve guide machining; (PLY) Polyacrylate
8	Valve Stem Seal	59	ST-2002 Std Only	Loc. Int.; Installation requires valve guide machining; (PLY) Polyacrylate
8	Valve Stem Seal	59	MV-1775C Std Only	VINTAGE; Loc. Exh.; Umbrella type; (PLY) Polyacrylate
8	Valve Stem Seal Bulk	59	ST-2002BC Std Only	Loc. Exh.; Positive type; Installation requires valve guide machining; Carton of 100; (PLY) Polyacrylate
8	Valve Stem Seal Bulk	59	MV-1775 Std Only	Loc. Exh.; Umbrella type; Carton of 100; (PLY) Polyacrylate
8	Valve Stem Seal Bulk	59	ST-2002BC Std Only	Loc. Int.; Positive type; Installation requires valve guide machining; Carton of 100; (PLY) Polyacrylate
32	VALVE, MISC	YEARS	PART NO.	DESCRIPTION
32	Keeper	59	VK-138A Std Only	1 groove; Square cut key groove; Carton pack 24
32	Keeper	59	VK-138 Std Only	1 groove; Square cut key groove; Carton pack 32
32	Keeper	59	VK-138R Std Only	1 groove; Square cut key groove; Hardened
32	Keeper, Bulk	59	VK-138B Std Only	1 groove; Square cut key groove; Carton of 1000
1	RINGS	YEARS	PART NO.	DESCRIPTION
1	Standard Set	59	E-183X Std Only	VINTAGE; 1-5/64, 1-3/32, 1-3/16; Iron
8	ENGINE BEARINGS	YEARS	PART NO.	DESCRIPTION
8	Rod Pair	59	2305CP Std-10	VINTAGE
1	OIL PUMP	YEARS	PART NO.	DESCRIPTION
1	Oil Pump	59	224-43365A	VINTAGE; High Pressure
1	Oil Pump	59	224-41177	VINTAGE; High Volume, check pan for clearance
1	Oil Pump	59	224-41173	VINTAGE; w/Electric wipers
1	FREEZE PLUGS	YEARS	PART NO.	DESCRIPTION
1	Brass Block Plug Kit	59	381-8018	
1	Steel Block Plug Kit	59	381-4021	
1	Steel Shallow Cup Freeze Plug	59	381-2194	2.500" Diameter

430 7.0L (7048cc) OHV V8 (16 Valve), 4.2969" Bore (Ford Eng.), 4 Bbl. "VIN K" 1958 112

QTY	TIMING	YEARS	PART NO.	DESCRIPTION
1	Timing Chain	58	222-491	52 Links
1	Crank Sprocket	58	223-283	VINTAGE; 20 Teeth
16	CAMSHAFT/LIFTER	YEARS	PART NO.	DESCRIPTION
16	Lifter	58	HT-2083 Std Only	Hyd.
16	Lifter, Bulk	58	HT-2083B Std Only	Hyd.; Carton of 122
16	PUSH ROD	YEARS	PART NO.	DESCRIPTION
16	Push Rod	58	RP-3059 Std Only	VINTAGE; 9.7700" O.A.L.
8	VALVE GUIDE	YEARS	PART NO.	DESCRIPTION
8	Guide	58	VG-5007 Std Only	Loc. Exh.; 0.3725" ID, 2.3800" O.A.L
8	Guide	58	VG-5008 Std Only	VINTAGE; Loc. Int.; Plain; 0.3725" ID, 2.7500" O.A.L
8	Guide	58	VG-5057T Std Only	VINTAGE; Loc. Int.; Threaded; 0.3730" ID, 2.7500" O.A.L
8	Guide, Bulk	58	VG-5007B Std Only	Loc. Exh.; Carton of 50; 0.3725" ID, 2.3800" O.A.L
8	Guide, Bulk	58	VG-5008B Std Only	VINTAGE; Loc. Int.; Plain; Carton of 50; 0.3725" ID, 2.7500" O.A.L
8	VALVE SEAL	YEARS	PART NO.	DESCRIPTION
8	Valve Stem Seal	58	ST-2002 Std Only	Loc. Exh.; Installation requires valve guide machining; (PLY) Polyacrylate
8	Valve Stem Seal	58	ST-2002 Std Only	Loc. Int.; Installation requires valve guide machining; (PLY) Polyacrylate
8	Valve Stem Seal	58	MV-1775C Std Only	VINTAGE; Loc. Exh.; Umbrella type; (PLY) Polyacrylate

(continued on next page)

Ford Car (Incl. Edsel, Ford, Lincoln, Mercury)

112 430 7.0L (7048cc) OHV V8 (16 Valve), 4.2969" Bore (Ford Eng.), 4 Bbl. "VIN K" 1958
(cont.)

QTY	VALVE SEAL (cont.)	YEARS	PART NO.	DESCRIPTION
8	Valve Stem Seal Bulk	58	ST-2002BC Std Only	Loc. Exh.; Positive type; Installation requires valve guide machining; Carton of 100; (PLY) Polyacrylate
8	Valve Stem Seal Bulk	58	MV-1775 Std Only	Loc. Exh.; Umbrella type; Carton of 100; (PLY) Polyacrylate
8	Valve Stem Seal Bulk	58	ST-2002BC Std Only	Loc. Int.; Positive type; Installation requires valve guide machining; Carton of 100; (PLY) Polyacrylate
QTY	VALVE, MISC	YEARS	PART NO.	DESCRIPTION
32	Keeper	58	VK-138A Std Only	1 groove; Square cut key groove; Carton pack 24
32	Keeper	58	VK-138 Std Only	1 groove; Square cut key groove; Carton pack 32
32	Keeper	58	VK-138R Std Only	1 groove; Square cut key groove; Hardened
32	Keeper, Bulk	58	VK-138B Std Only	1 groove; Square cut key groove; Carton of 1000
QTY	RINGS	YEARS	PART NO.	DESCRIPTION
1	Standard Set	58	E-183X Std Only	VINTAGE; 1-5/64, 1-3/32, 1-3/16; Iron
QTY	ENGINE BEARINGS	YEARS	PART NO.	DESCRIPTION
8	Rod Pair	58	2305CP Std-10	VINTAGE
QTY	OIL PUMP	YEARS	PART NO.	DESCRIPTION
1	Oil Pump	58	224-43365A	VINTAGE; High Pressure
1	Oil Pump	58	224-41177	VINTAGE; High Volume, check pan for clearance
1	Oil Pump	58	224-41173	VINTAGE; w/Electric wipers
QTY	FREEZE PLUGS	YEARS	PART NO.	DESCRIPTION
1	Brass Block Plug Kit	58	381-8018	
1	Steel Block Plug Kit	58	381-4021	
1	Steel Shallow Cup Freeze Plug	58	381-2194	2.500" Diameter

113 430 7.0L (7048cc) OHV V8 (16 Valve), 4.2969" Bore (Ford Eng.), 4 Bbl. "VIN L" 1959

QTY	TIMING	YEARS	PART NO.	DESCRIPTION
1	Timing Chain	59	222-491	52 Links
1	Crank Sprocket	59	223-283	VINTAGE; 20 Teeth
QTY	CAMSHAFT/LIFTER	YEARS	PART NO.	DESCRIPTION
16	Lifter	59	HT-2083 Std Only	Hyd.
16	Lifter, Bulk	59	HT-2083B Std Only	Hyd.; Carton of 122
QTY	PUSH ROD	YEARS	PART NO.	DESCRIPTION
16	Push Rod	59	RP-3059 Std Only	VINTAGE; 9.7700" O.A.L.
QTY	ROCKER PARTS	YEARS	PART NO.	DESCRIPTION
16	Arm	59	R-814 Std Only	VINTAGE; w/Hyd. lifters
QTY	VALVE GUIDE	YEARS	PART NO.	DESCRIPTION
8	Guide	59	VG-5007 Std Only	Loc. Exh.; 0.3725" ID, 2.3800" O.A.L
8	Guide	59	VG-5008 Std Only	VINTAGE; Loc. Int.; Plain; 0.3725" ID, 2.7500" O.A.L
8	Guide	59	VG-5057T Std Only	VINTAGE; Loc. Int.; Threaded; 0.3730" ID, 2.7500" O.A.L
8	Guide, Bulk	59	VG-5007B Std Only	Loc. Exh.; Carton of 50; 0.3725" ID, 2.3800" O.A.L
8	Guide, Bulk	59	VG-5008B Std Only	VINTAGE; Loc. Int.; Plain; Carton of 50; 0.3725" ID, 2.7500" O.A.L
QTY	VALVE SEAL	YEARS	PART NO.	DESCRIPTION
8	Valve Stem Seal	59	ST-2002 Std Only	Loc. Exh.; Installation requires valve guide machining; (PLY) Polyacrylate
8	Valve Stem Seal	59	ST-2002 Std Only	Loc. Int.; Installation requires valve guide machining; (PLY) Polyacrylate
8	Valve Stem Seal	59	MV-1775C Std Only	VINTAGE; Loc. Exh.; Umbrella type; (PLY) Polyacrylate
8	Valve Stem Seal Bulk	59	ST-2002BC Std Only	Loc. Exh.; Positive type; Installation requires valve guide machining; Carton of 100; (PLY) Polyacrylate
8	Valve Stem Seal Bulk	59	MV-1775 Std Only	Loc. Exh.; Umbrella type; Carton of 100; (PLY) Polyacrylate
8	Valve Stem Seal Bulk	59	ST-2002BC Std Only	Loc. Int.; Positive type; Installation requires valve guide machining; Carton of 100; (PLY) Polyacrylate
QTY	VALVE, MISC	YEARS	PART NO.	DESCRIPTION
32	Keeper	59	VK-138A Std Only	1 groove; Square cut key groove; Carton pack 24
32	Keeper	59	VK-138 Std Only	1 groove; Square cut key groove; Carton pack 32
32	Keeper	59	VK-138R Std Only	1 groove; Square cut key groove; Hardened
32	Keeper, Bulk	59	VK-138B Std Only	1 groove; Square cut key groove; Carton of 1000
QTY	RINGS	YEARS	PART NO.	DESCRIPTION
1	Standard Set	59	E-183X Std Only	VINTAGE; 1-5/64, 1-3/32, 1-3/16; Iron
QTY	ENGINE BEARINGS	YEARS	PART NO.	DESCRIPTION
8	Rod Pair	59	2305CP Std-10	VINTAGE
QTY	OIL PUMP	YEARS	PART NO.	DESCRIPTION
1	Oil Pump	59	224-43365A	VINTAGE; High Pressure
1	Oil Pump	59	224-41177	VINTAGE; High Volume, check pan for clearance
1	Oil Pump	59	224-41173	VINTAGE; w/Electric wipers

(continued on next page)

Ford Car (Incl. Edsel, Ford, Lincoln, Mercury)

430 7.0L (7048cc) OHV V8 (16 Valve), 4.2969" Bore (Ford Eng.), 4 Bbl. "VIN L" 1959 113
(cont.)

QTY	FREEZE PLUGS	YEARS	PART NO.	DESCRIPTION
1	Brass Block Plug Kit	59	381-8018	
1	Steel Block Plug Kit	59	381-4021	
1	Steel Shallow Cup Freeze Plug	59	381-2194	2.500" Diameter

430 7.0L (7048cc) OHV V8 (16 Valve), 4.2969" Bore (Ford Eng.), 2 Bbl. "VIN M" 1960 114

QTY	TIMING	YEARS	PART NO.	DESCRIPTION
1	Timing Chain	60	222-491	52 Links
1	Crank Sprocket	60	223-283	VINTAGE; 20 Teeth
QTY	CAMSHAFT/LIFTER	YEARS	PART NO.	DESCRIPTION
16	Lifter	60	HT-2083 Std Only	Hyd.
16	Lifter, Bulk	60	HT-2083B Std Only	Hyd.; Carton of 122
QTY	PUSH ROD	YEARS	PART NO.	DESCRIPTION
16	Push Rod	60	RP-3059 Std Only	VINTAGE; 9.7700" O.A.L.
QTY	ROCKER PARTS	YEARS	PART NO.	DESCRIPTION
16	Arm	60	R-814 Std Only	VINTAGE; w/Hyd. lifters
QTY	VALVE GUIDE	YEARS	PART NO.	DESCRIPTION
8	Guide	60	VG-5007 Std Only	Loc. Exh.; 0.3725" ID, 2.3800" O.A.L.
8	Guide	60	VG-5008 Std Only	VINTAGE; Loc. Int.; Plain; 0.3725" ID, 2.7500" O.A.L.
8	Guide	60	VG-5057T Std Only	VINTAGE; Loc. Int.; Threaded; 0.3730" ID, 2.7500" O.A.L.
8	Guide, Bulk	60	VG-5007B Std Only	Loc. Exh.; Carton of 50; 0.3725" ID, 2.3800" O.A.L.
8	Guide, Bulk	60	VG-5008B Std Only	VINTAGE; Loc. Int.; Plain; Carton of 50; 0.3725" ID, 2.7500" O.A.L.
QTY	VALVE SEAL	YEARS	PART NO.	DESCRIPTION
8	Valve Stem Seal	60	ST-2002 Std Only	Loc. Exh.; Installation requires valve guide machining; (PLY) Polyacrylate
8	Valve Stem Seal	60	ST-2002 Std Only	Loc. Int.; Installation requires valve guide machining; (PLY) Polyacrylate
8	Valve Stem Seal	60	MV-1775C Std Only	VINTAGE; Loc. Exh.; Umbrella type; (PLY) Polyacrylate
8	Valve Stem Seal Bulk	60	ST-2002BC Std Only	Loc. Exh.; Positive type; Installation requires valve guide machining; Carton of 100; (PLY) Polyacrylate
8	Valve Stem Seal Bulk	60	MV-1775 Std Only	Loc. Exh.; Umbrella type; Carton of 100; (PLY) Polyacrylate
8	Valve Stem Seal Bulk	60	ST-2002BC Std Only	Loc. Int.; Positive type; Installation requires valve guide machining; Carton of 100; (PLY) Polyacrylate
QTY	VALVE, MISC	YEARS	PART NO.	DESCRIPTION
32	Keeper	60	VK-138A Std Only	1 groove; Square cut key groove; Carton pack 24
32	Keeper	60	VK-138 Std Only	1 groove; Square cut key groove; Carton pack 32
32	Keeper	60	VK-138R Std Only	1 groove; Square cut key groove; Hardened
32	Keeper, Bulk	60	VK-138B Std Only	1 groove; Square cut key groove; Carton of 1000
QTY	RINGS	YEARS	PART NO.	DESCRIPTION
1	Standard Set	60	E-183X Std Only	VINTAGE; 1-5/64, 1-3/32, 1-3/16; Iron
QTY	ENGINE BEARINGS	YEARS	PART NO.	DESCRIPTION
8	Rod Pair	60	2305CP Std-10	VINTAGE
QTY	OIL PUMP	YEARS	PART NO.	DESCRIPTION
1	Oil Pump	60	224-43365A	VINTAGE; High Pressure
1	Oil Pump	60	224-41177	VINTAGE; High Volume, check pan for clearance
1	Oil Pump	60	224-41173	VINTAGE; w/Electric wipers
QTY	FREEZE PLUGS	YEARS	PART NO.	DESCRIPTION
1	Brass Block Plug Kit	60	381-8018	
1	Steel Block Plug Kit	60	381-4021	
1	Steel Shallow Cup Freeze Plug	60	381-2194	2.500" Diameter

430 7.0L (7048cc) OHV V8 (16 Valve), 4.2969" Bore (Ford Eng.), 4 Bbl. "VIN N" 1965-1963 115

QTY	TIMING	YEARS	PART NO.	DESCRIPTION
1	Timing Chain	65-63	222-491	52 Links
1	Crank Sprocket	65-63	223-283	VINTAGE; 20 Teeth
1	Cam Sprocket	65-63	223-386	VINTAGE; 40 Teeth
QTY	CAMSHAFT/LIFTER	YEARS	PART NO.	DESCRIPTION
16	Lifter	65-63	HT-2083 Std Only	Hyd.
16	Lifter, Bulk	65-63	HT-2083B Std Only	Hyd.; Carton of 122
QTY	PUSH ROD	YEARS	PART NO.	DESCRIPTION
16	Push Rod	65-63	RP-3059 Std Only	VINTAGE; 9.7700" O.A.L.
QTY	VALVE GUIDE	YEARS	PART NO.	DESCRIPTION
8	Guide	65-63	VG-5008 Std Only	VINTAGE; Loc. Int.; Plain; 0.3725" ID, 2.7500" O.A.L.
8	Guide	65-63	VG-5057T Std Only	VINTAGE; Loc. Int.; Threaded; 0.3730" ID, 2.7500" O.A.L.
8	Guide, Bulk	65-63	VG-5008B Std Only	VINTAGE; Loc. Int.; Plain; Carton of 50; 0.3725" ID, 2.7500" O.A.L.

(continued on next page)

Ford Car (Incl. Edsel, Ford, Lincoln, Mercury)

115 430 7.0L (7048cc) OHV V8 (16 Valve), 4.2969" Bore (Ford Eng.), 4 Bbl. "VIN N" 1965-1963
(cont.)

VALVE TRAIN	QTY	VALVE SPRING	YEARS	PART NO.	DESCRIPTION	VALVE TRAIN
	16	Spring	65-63	VS-721 Std Only	1.9600" Free Height	
	16	Spring, Bulk	65-63	VS-721B Std Only	Carton of 250; 1.9600" Free Height	
BLOCK	QTY	VALVE SEAL	YEARS	PART NO.	DESCRIPTION	BLOCK
	8	Valve Stem Seal	65-63	ST-2002 Std Only	Loc. Exh.; Installation requires valve guide machining; (PLY) Polyacrylate	
	8	Valve Stem Seal	65-63	ST-2002 Std Only	Loc. Int.; Installation requires valve guide machining; (PLY) Polyacrylate	
	8	Valve Stem Seal	65-63	MV-1775C Std Only	VINTAGE; Loc. Exh.; Umbrella type; (PLY) Polyacrylate	
	8	Valve Stem Seal Bulk	65-63	ST-2002BC Std Only	Loc. Exh.; Positive type; Installation requires valve guide machining; Carton of 100; (PLY) Polyacrylate	
	8	Valve Stem Seal Bulk	65-63	MV-1775 Std Only	Loc. Exh.; Umbrella type; Carton of 100; (PLY) Polyacrylate	
	8	Valve Stem Seal Bulk	65-63	ST-2002BC Std Only	Loc. Int.; Positive type; Installation requires valve guide machining; Carton of 100; (PLY) Polyacrylate	
	32	Keeper	65-63	VK-138A Std Only	1 groove; Square cut key groove; Carton pack 24	
	32	Keeper	65-63	VK-138 Std Only	1 groove; Square cut key groove; Carton pack 32	
	32	Keeper	65-63	VK-138R Std Only	1 groove; Square cut key groove; Hardened	
	32	Keeper, Bulk	65-63	VK-138B Std Only	1 groove; Square cut key groove; Carton of 1000	
BLOCK	QTY	RINGS	YEARS	PART NO.	DESCRIPTION	BLOCK
	1	Standard Set	65-63	E-183X Std Only	VINTAGE; 1-5/64, 1-3/32, 1-3/16; Iron	
	QTY	ENGINE BEARINGS	YEARS	PART NO.	DESCRIPTION	
	1	Main Set	65-63	4130M Std-10	VINTAGE; Double locking lips on lower brg. halves	
	8	Rod Pair	65-63	2305CP Std-10	VINTAGE	
	QTY	OIL PUMP	YEARS	PART NO.	DESCRIPTION	
	1	Oil Pump	65-63	224-43365A	VINTAGE; High Pressure	
	1	Oil Pump	65-63	224-41177	VINTAGE; High Volume, check pan for clearance	
1	Oil Pump	65-63	224-41173	VINTAGE; w/Electric wipers		
QTY	FREEZE PLUGS	YEARS	PART NO.	DESCRIPTION		
1	Brass Block Plug Kit	65-63	381-8018			
1	Steel Block Plug Kit	65-63	381-4021			
1	Steel Shallow Cup Freeze Plug	65-63	381-2194	2.500" Diameter		

116 460 7.5L (7539cc) OHV V8 (16 Valve), 4.36" Bore (Ford Eng.), 4 Bbl. "VIN A" 1978-1968

VALVE TRAIN	QTY	TIMING	YEARS	PART NO.	DESCRIPTION	VALVE TRAIN
	1	3 Piece Set	78-72	KT3-491S	(1) 222-491; (1) 223-420A; (1) 223-421	
	1	3 Piece Set	71-68	KT3-491SA	VINTAGE; (1) 222-491; (1) 223-420A; (1) 223-493	
	1	Timing Chain	78-68	222-491	52 Links	
	1	Crank Sprocket	71-68	223-493	If engine is equipped with an oil shield, the oil shield must be discarded when installing crankshaft sprocket 223-493; 18 Teeth	
	1	Cam Sprocket	78-68	223-420A	36 Teeth	
	QTY	CAMSHAFT/LIFTER	YEARS	PART NO.	DESCRIPTION	
	1	Camshaft	78-69	CS-648	Hydraulic, (050) Duration at .050 Lobe Lift, 206 Exh., 193 Int., 113 Degrees Lobe Separation	
	1	Prelube		55-403 Std Only	1.5 oz. packet	
	1	Prelube		55-400 Std Only	4 oz. bottle; 1.5 oz. packet No. 55-403 also avail.	
16	Lifter	78-69	HT-900 Std Only	Hyd.		
16	Lifter	78-69	HT-900R Std Only	Speed-Pro Hi-Revolution Hyd.; Use w/adj. rocker assy.		
16	Lifter, Bulk	78-69	HT-900B Std Only	Hyd.; Carton of 122		
16	Lifter, Bulk	78-69	HT-900RB Std Only	Speed-Pro Hi-Revolution Hyd.; Use w/adj. rocker assy.; Carton of 122		
QTY	CAM KIT	YEARS	PART NO.	DESCRIPTION		
1	Cam/Lifter Kit	78-69	KC-648	Hyd.; (1) 55-403B; (1) CS-648; (16) HT-900		
1	Cam/Lifter/Timing Kit	78-72	KCT-648	Hyd.; (1) 55-403B; (1) CS-648; (16) HT-900; (1) KT3-491S		
QTY	PUSH ROD	YEARS	PART NO.	DESCRIPTION		
16	Push Rod	78-72	RP-3160 Std Only	8.5500" O.A.L.		
16	Push Rod	78-72	RP-3252 Std Only	8.6160" O.A.L.		
16	Push Rod	71-70	RP-3185 Std Only	VINTAGE; 8.6480" O.A.L.		
16	Push Rod	69	RP-3164 Std-35-60	8.6930" O.A.L.		
16	Push Rod	69	RP-3213R Std Only	Chrome-Moly; 8.6900" O.A.L.		
16	Push Rod, Bulk	78-72	BRP-3160 Std Only	Carton of 100; 8.5500" O.A.L.		
QTY	ROCKER PARTS	YEARS	PART NO.	DESCRIPTION		
16	Arm Assy.	78-72	R-855 Std Only	Incl. arm & pivot		
16	Arm Assy.	71	R-855 Std Only	From 11/5/70; Incl. arm & pivot		
16	Arm Assy.	71-70	R-1033 Std Only	VINTAGE; To 11/4/70; Incl. arm, ball & 2 nuts		
16	Arm Assy.	69	R-1033 Std Only	VINTAGE; Incl. arm, ball & 2 nuts		
16	Arm Assy., Bulk	78-72	R-855B Std Only	Incl. arm & pivot; Carton of 64		
16	Arm Assy., Bulk	71	R-855B Std Only	From 11/5/70; Incl. arm & pivot; Carton of 64		

(continued on next page)

Ford Car (Incl. Edsel, Ford, Lincoln, Mercury)

460 7.5L (7539cc) OHV V8 (16 Valve), 4.36" Bore (Ford Eng.), 4 Bbl. "VIN A" 1978-1968 116
(cont.)

QTY	ROCKER PARTS (cont.)	YEARS	PART NO.	DESCRIPTION
16	Arm	78-72	R-855A Std Only	
16	Arm	71	R-855A Std Only	From 11/5/70
16	Arm	71-70	R-863A Std Only	To 11/4/70
16	Arm	69	R-863A Std Only	
16	Rocker Arm Ball	71-70	MR-1820 Std Only	To 11/4/70
16	Rocker Arm Ball	69	MR-1820 Std Only	
16	Nut	71-70	MR-1934 Std Only	To 11/4/70; 3/8" x 24 UNF
16	Nut	71-70	MR-1813 Std Only	To 11/4/70; 7/16" thread
16	Nut	69	MR-1934 Std Only	3/8" x 24 UNF
16	Nut	69	MR-1813 Std Only	7/16" thread
16	Bolt	78-71	MR-1951 Std Only	5/16" X 18 UNC w/o washer
16	Bolt	78-72	MR-1847 Std Only	5/16" X 18 UNC w/Washer
16	Bolt	71	MR-1847 Std Only	From 11/5/70; 5/16" X 18 UNC w/Washer
16	Pivot	78-72	MR-1811 Std Only	
16	Pivot	71	MR-1811 Std Only	From 11/5/70
QTY	VALVE	YEARS	PART NO.	DESCRIPTION
8	Exhaust	78-73	V-1984 Std-15	Chrome plated stem; 1.6530" Head Dia., 0.3419" Stem Dia., 4.9830" O.A.L.
8	Exhaust	72-69	V-1849 Std Only	VINTAGE; Chrome plated stem; 1.6540" Head Dia., 0.3420" Stem Dia., 5.0830" O.A.L.
8	Intake	78-73	V-3929 Std-15	Chrome plated stem; 2.0830" Head Dia., 0.3419" Stem Dia., 5.1980" O.A.L.
8	Intake	72-69	V-1850 Std Only	VINTAGE; Chrome plated stem; 2.0830" Head Dia., 0.3420" Stem Dia., 5.2880" O.A.L.
8	Intake, Bulk	78-73	V-3929B 15 15	Chrome plated stem; Carton of 25; 2.0830" Head Dia., 0.3569" Stem Dia., 5.1980" O.A.L.
QTY	VALVE GUIDE	YEARS	PART NO.	DESCRIPTION
8	Guide	78-69	VG-5006 Std Only	Loc. Exhaust; Plain; 0.3440" ID, 2.3750" O.A.L
8	Guide	78-69	VG-5006T Std Only	Loc. Exhaust; Threaded; 0.3425" ID, 2.3800" O.A.L
8	Guide	78-69	VG-5006 Std Only	Loc. Intake; Plain; 0.3440" ID, 2.3750" O.A.L
8	Guide	78-69	VG-5006T Std Only	Loc. Intake; Threaded; 0.3425" ID, 2.3800" O.A.L
8	Guide, Bulk	78-69	VG-5006B Std Only	Loc. Exhaust; Plain; Carton of 50; 0.3440" ID, 2.3750" O.A.L
8	Guide, Bulk	78-69	VG-5006TB Std Only	Loc. Exhaust; Threaded; Carton of 100; 0.3425" ID, 2.3800" O.A.L
8	Guide, Bulk	78-69	VG-5006B Std Only	Loc. Intake; Plain; Carton of 50; 0.3440" ID, 2.3750" O.A.L
8	Guide, Bulk	78-69	VG-5006TB Std Only	Loc. Intake; Threaded; Carton of 100; 0.3425" ID, 2.3800" O.A.L
QTY	VALVE SPRING	YEARS	PART NO.	DESCRIPTION
16	Spring	78-69	VS-703 Std Only	2.0560" Free Height
16	Spring, Bulk	78-69	VS-703B Std Only	Carton of 250; 2.0560" Free Height
QTY	VALVE SEAL	YEARS	PART NO.	DESCRIPTION
16	Valve Stem Seal	78-69	ST-2001 Std Only	Positive type; Installation requires valve guide machining; (RBBTF) Rubber/PTFE
16	Valve Stem Seal	77-69	MV-1796C Std Only	Umbrella type; Fits Std. to .015" O/S valve stem; (RBB) Rubber
16	Valve Stem Seal Bulk	78-69	ST-2001BC Std Only	Positive type; Installation requires valve guide machining; Carton of 100; (RBBTF) Rubber/PTFE
16	Valve Stem Seal Bulk	77-69	MV-1796 Std Only	Umbrella type; Fits Std. to .015" O/S valve stem; Carton of 100; (RBB) Rubber
QTY	VALVE SEAT	YEARS	PART NO.	DESCRIPTION
8	Seat	78-72	245-1750-2 Std Only	Loc. Exh.; 1.7550" OD, 1.5000" ID, 0.2160" Depth
8	Seat	78-72	245-1750-2N Std Only	Loc. Exh.; Premium Material; 1.7550" OD, 1.5000" ID, 0.2160" Depth
8	Seat	78-72	245-2250-1 Std Only	Loc. Int.; Machine ID to fit; 2.2555" OD, 1.9375" ID, 0.1855" Depth
QTY	VALVE, MISC	YEARS	PART NO.	DESCRIPTION
32	Keeper	78-69	VK-115A Std Only	1 groove; Square cut key groove; Carton pack 24
32	Keeper	78-69	VK-115 Std Only	1 groove; Square cut key groove; Carton pack 32
32	Keeper	78-69	VK-115R Std Only	1 groove; Square cut key groove; Hardened
32	Keeper, Bulk	78-69	VK-115B Std Only	1 groove; Square cut key groove; Carton of 1000
16	Spring Insert	78-69	259-103C Std Only	.015"; ID 1.030"; Carton of 100
16	Spring Insert	78-69	259-103B Std Only	.030"; ID 1.030"; Carton of 100
16	Spring Insert	78-69	259-103BRS Std Only	.030"; ID 1.030"; Carton of 500
16	Spring Insert	78-69	259-103A Std Only	.060"; ID 1.030"; Carton of 100
16	Spring Insert	78-69	259-103ARS Std Only	.060"; ID 1.030"; Carton of 500
QTY	PISTON	YEARS	PART NO.	DESCRIPTION
8	Cast Piston	78-69	H418P 20 20	Hypereutectic; 1.0402" Pin Dia.; 2 Rings 5/64 Groove, 1 Ring 3/16 Groove, 1.752 CD, Oblong Recessed Head .240 deep - 8.0:1 C.R.

VALVE TRAIN

VALVE TRAIN

(continued on next page)

Ford Car (Incl. Edsel, Ford, Lincoln, Mercury)

116 460 7.5L (7539cc) OHV V8 (16 Valve), 4.36" Bore (Ford Eng.), 4 Bbl. "VIN A" 1978-1968
(cont.)

QTY	PISTON (cont.)	YEARS	PART NO.	DESCRIPTION	
8	Cast Piston	78-69	H418CP Std-20-30-40-60	Hypereutectic; 1.0402" Pin Dia.; 2 Rings 5/64 Groove, 1 Ring 3/16 Groove, 1.752 CD, Oblong Recessed Head .240 deep - 8.0:1 C.R.; DUROSHIELD® skirt coated piston	
8	Cast Piston - Individual	78-69	WH418CP Std-20-30-40-60	Hypereutectic; 1.0402" Pin Dia.; 2 Rings 5/64 Groove, 1 Ring 3/16 Groove, 1.752 CD, Oblong Recessed Head .240 deep - 8.0:1 C.R.; DUROSHIELD® skirt coated piston	
8	Cast Piston - Individual	78-69	WH418P 20 + 20	Hypereutectic; 1.0402" Pin Dia.; 2 Rings 5/64 Groove, 1 Ring 3/16 Groove, 1.752 CD, Oblong Recessed Head .240 deep - 8.0:1 C.R.; Superseded - When depleted use WH418CP 20	
1	Cast Piston Set w/Prem. Rings	78-69	8KH418CP 30 30-40-60	Cast; 1.0402" Pin Dia.; 2 Rings 5/64 Groove, 1 Ring 3/16 Groove, 1.752 CD, Oblong Recessed Head .240 deep - 8.0:1 C.R.; DUROSHIELD® skirt coated piston	
8	POWERFORGED	78-69	L-2404F Std-30-40-60	Powerforged; 1.0402" Pin Dia.; 2 Rings 5/64 Groove, 1 Ring 3/16 Groove, 1.756 CD, .180 dish; DUROSHIELD® skirt coated piston	
8	POWERFORGED Piston-Individual	78-69	WL-2404F Std-30-40-60	Powerforged; 1.0402" Pin Dia.; 2 Rings 5/64 Groove, 1 Ring 3/16 Groove, 1.756 CD, .180 dish; DUROSHIELD® skirt coated piston	
QTY	RINGS	YEARS	PART NO.	DESCRIPTION	
1	Premium Set	78-69	E-296K Std-20-30-40-60	2-5/64, 1-3/16; Premium Moly	
1	Standard Set	78-69	E-296X Std-20-30-40-60	2-5/64, 1-3/16; Iron	
QTY	ENGINE BEARINGS	YEARS	PART NO.	DESCRIPTION	
1	Main Set	78-69	4907M Std-1-10-20-30-40		
1	Main Set	78-69	134M Std-1X-10-20	Performance; 3/4 grooved	
1	Rod Set	78-69	8-3360CPA Std-1-10-20-30-40		
1	Rod Set	78-69	8-7185CH Std-10-20	Performance	
8	Rod Pair	78-69	3360CPA Std-1-10-20-30-40		
1	Cam Set	78-69	1414M Std Only	Babbitt material; Full round design	
1	Cam Set	78-69	2104M Std Only	Performance	
QTY	OIL PUMP	YEARS	PART NO.	DESCRIPTION	
1	Oil Pump	78-69	224-41139V	VINTAGE; High Volume, check pan for clearance; Incl. 224-14160 screen	
1	Oil Pump	78-69	224-41139	VINTAGE; Use w/224-12139	
1	Pump Repair Kit	78-69	224-51139		
1	Inter. Shaft	78-69	224-61127		
1	Screen Assy.	78-73	224-14160	Bolt-on type screen	
1	Screen Assy.	78-69	224-12139	VINTAGE; Press-in type screen	
QTY	GASKETS	YEARS	PART NO.	DESCRIPTION	
1	Kit Gasket Set	78-75	260-1013	Int. manifold gskt. not incl.; Exh. pipe packing not incl.; Exh. manifold heat shields not incl.; Premium valve stem seals incl.	
1	Kit Gasket Set	74-68	260-1013	Exh. pipe packing not incl.; Exh. manifold heat shields not incl.; Premium valve stem seals incl.	
1	Valley Pan Gasket Set	78-75	260-4005		
QTY	FREEZE PLUGS	YEARS	PART NO.	DESCRIPTION	
1	Brass Block Plug Kit	78-68	381-8018		
1	Steel Block Plug Kit	78-68	381-4021		
1	Steel Shallow Cup Freeze Plug	78-68	381-2194	2.500" Diameter	
RE-RING KIT				<i>PREMIUM</i>	<i>ECONOMY</i>
YEARS	DESCRIPTION			<i>KIT NO.</i>	<i>KIT NO.</i>
78-75	Int. manifold gskt. not incl.; Exh. pipe packing not incl.; Exh. heat shields not incl.; Premium valve stem seals incl.	Re-ring		205-637	205-137
74-69	Exh. pipe packing not incl.; Exh. heat shields not incl.; Premium valve stem seals incl.	Re-ring		205-637	205-137
78-75	Int. manifold gskt. not incl.; Exh. pipe packing not incl.; Exh. heat shields not incl.; Premium valve stem seals incl.	Re-ring w/Mains		205-637M	205-137M
74-69	Exh. pipe packing not incl.; Exh. heat shields not incl.; Premium valve stem seals incl.	Re-ring w/Mains		205-637M	205-137M

117 460 7.5L (7539cc) OHV V8 Police (16 Valve), 4.36" Bore (Ford Eng.), 4 Bbl. "VIN C" 1978-1973

QTY	TIMING	YEARS	PART NO.	DESCRIPTION
1	3 Piece Set	78-75	KT3-491S	(1) 222-491; (1) 223-420A; (1) 223-421
1	3 Piece Set	74-73	KT3-491SA	VINTAGE; (1) 222-491; (1) 223-420A; (1) 223-493
1	Timing Chain	78-73	222-491	52 Links

(continued on next page)

Ford Car (Incl. Edsel, Ford, Lincoln, Mercury)

460 7.5L (7539cc) OHV V8 Police (16 Valve), 4.36" Bore (Ford Eng.), 4 Bbl. "VIN C" 1978-1973 117
(cont.)

QTY	TIMING (cont.)	YEARS	PART NO.	DESCRIPTION
1	Crank Sprocket	78-77	223-493	If engine is equipped with an oil shield, the oil shield must be discarded when installing crankshaft sprocket 223-493; 18 Teeth
1	Crank Sprocket	74-73	223-493	If engine is equipped with an oil shield, the oil shield must be discarded when installing crankshaft sprocket 223-493; 18 Teeth
1	Cam Sprocket	78-73	223-420A	36 Teeth
QTY	CAMSHAFT/LIFTER	YEARS	PART NO.	DESCRIPTION
16	Lifter	78-73	HT-900 Std Only	Hyd.
16	Lifter	78-73	HT-900R Std Only	Speed-Pro Hi-Revolution Hyd.; Use w/adj. rocker assy.
16	Lifter, Bulk	78-73	HT-900B Std Only	Hyd.; Carton of 122
16	Lifter, Bulk	78-73	HT-900RB Std Only	Speed-Pro Hi-Revolution Hyd.; Use w/adj. rocker assy.; Carton of 122
QTY	PUSH ROD	YEARS	PART NO.	DESCRIPTION
16	Push Rod	78-73	RP-3160 Std Only	8.5500" O.A.L.
16	Push Rod	78-73	RP-3252 Std Only	8.6160" O.A.L.
16	Push Rod, Bulk	78-73	BRP-3160 Std Only	Carton of 100; 8.5500" O.A.L.
QTY	ROCKER PARTS	YEARS	PART NO.	DESCRIPTION
16	Arm Assy.	78-73	R-855 Std Only	Incl. arm & pivot
16	Arm Assy., Bulk	78-73	R-855B Std Only	Incl. arm & pivot; Carton of 64
16	Arm	78-73	R-855A Std Only	
16	Bolt	78-73	MR-1951 Std Only	5/16" X 18 UNC w/o washer
16	Bolt	78-73	MR-1847 Std Only	5/16" X 18 UNC w/Washer
16	Pivot	78-73	MR-1811 Std Only	
QTY	VALVE	YEARS	PART NO.	DESCRIPTION
8	Exhaust	76-75	V-1984 Std-15	Chrome plated stem; 1.6530" Head Dia., 0.3419" Stem Dia., 4.9830" O.A.L.
8	Intake	76-75	V-3929 Std-15	Chrome plated stem; 2.0830" Head Dia., 0.3419" Stem Dia., 5.1980" O.A.L.
8	Intake, Bulk	76-75	V-3929B 15 15	Chrome plated stem; Carton of 25; 2.0830" Head Dia., 0.3569" Stem Dia., 5.1980" O.A.L.
QTY	VALVE GUIDE	YEARS	PART NO.	DESCRIPTION
8	Guide	78-73	VG-5006 Std Only	Loc. Exhaust; Plain; 0.3440" ID, 2.3750" O.A.L
8	Guide	78-73	VG-5006T Std Only	Loc. Exhaust; Threaded; 0.3425" ID, 2.3800" O.A.L
8	Guide	78-73	VG-5006 Std Only	Loc. Intake; Plain; 0.3440" ID, 2.3750" O.A.L
8	Guide	78-73	VG-5006T Std Only	Loc. Intake; Threaded; 0.3425" ID, 2.3800" O.A.L
8	Guide, Bulk	78-73	VG-5006B Std Only	Loc. Exhaust; Plain; Carton of 50; 0.3440" ID, 2.3750" O.A.L
8	Guide, Bulk	78-73	VG-5006TB Std Only	Loc. Exhaust; Threaded; Carton of 100; 0.3425" ID, 2.3800" O.A.L
8	Guide, Bulk	78-73	VG-5006B Std Only	Loc. Intake; Plain; Carton of 50; 0.3440" ID, 2.3750" O.A.L
8	Guide, Bulk	78-73	VG-5006TB Std Only	Loc. Intake; Threaded; Carton of 100; 0.3425" ID, 2.3800" O.A.L
QTY	VALVE SPRING	YEARS	PART NO.	DESCRIPTION
16	Spring	78-73	VS-717 Std Only	VINTAGE; Incl. damper; 2.0260" Free Height
QTY	VALVE SEAL	YEARS	PART NO.	DESCRIPTION
16	Valve Stem Seal	78-73	ST-2001 Std Only	Positive type; Installation requires valve guide machining; (RBBTF) Rubber/PTFE
16	Valve Stem Seal	77-73	MV-1796C Std Only	Umbrella type; Fits Std. to .015" O/S valve stem; (RBB) Rubber
16	Valve Stem Seal Bulk	78-73	ST-2001BC Std Only	Positive type; Installation requires valve guide machining; Carton of 100; (RBBTF) Rubber/PTFE
16	Valve Stem Seal Bulk	77-73	MV-1796 Std Only	Umbrella type; Fits Std. to .015" O/S valve stem; Carton of 100; (RBB) Rubber
QTY	VALVE SEAT	YEARS	PART NO.	DESCRIPTION
8	Seat	78-75	245-1750-2 Std Only	Loc. Exh.; 1.7550" OD, 1.5000" ID, 0.2160" Depth
8	Seat	78-75	245-1750-2N Std Only	Loc. Exh.; Premium Material; 1.7550" OD, 1.5000" ID, 0.2160" Depth
8	Seat	78-75	245-2250-1 Std Only	Loc. Int.; Machine ID to fit; 2.2555" OD, 1.9375" ID, 0.1855" Depth
QTY	VALVE, MISC	YEARS	PART NO.	DESCRIPTION
32	Keeper	78-73	VK-115A Std Only	1 groove; Square cut key groove; Carton pack 24
32	Keeper	78-73	VK-115 Std Only	1 groove; Square cut key groove; Carton pack 32
32	Keeper	78-73	VK-115R Std Only	1 groove; Square cut key groove; Hardened
32	Keeper, Bulk	78-73	VK-115B Std Only	1 groove; Square cut key groove; Carton of 1000
16	Spring Insert	78-73	259-103C Std Only	.015"; ID 1.030"; Carton of 100
16	Spring Insert	78-73	259-103B Std Only	.030"; ID 1.030"; Carton of 100
16	Spring Insert	78-73	259-103BRS Std Only	.030"; ID 1.030"; Carton of 500
16	Spring Insert	78-73	259-103A Std Only	.060"; ID 1.030"; Carton of 100

VALVE TRAIN

VALVE TRAIN

(continued on next page)

Ford Car (Incl. Edsel, Ford, Lincoln, Mercury)

117 460 7.5L (7539cc) OHV V8 Police (16 Valve), 4.36" Bore (Ford Eng.), 4 Bbl. "VIN C" 1978-1973
(cont.)

QTY	VALVE, MISC (cont.)	YEARS	PART NO.	DESCRIPTION	
16	Spring Insert	78-73	259-103ARS Std Only	.060"; ID 1.030"; Carton of 500	
QTY	PISTON	YEARS	PART NO.	DESCRIPTION	
8	Cast Piston	78-73	H418P 20 20	Hypereutectic; 1.0402" Pin Dia.; 2 Rings 5/64 Groove, 1 Ring 3/16 Groove, 1.752 CD, Oblong Recessed Head .240 deep - 8.0:1 C.R.	
8	Cast Piston	78-73	H418CP Std-20-30-40-60	Hypereutectic; 1.0402" Pin Dia.; 2 Rings 5/64 Groove, 1 Ring 3/16 Groove, 1.752 CD, Oblong Recessed Head .240 deep - 8.0:1 C.R.; DUROSHIELD® skirt coated piston	
8	Cast Piston - Individual	78-73	WH418CP Std-20-30-40-60	Hypereutectic; 1.0402" Pin Dia.; 2 Rings 5/64 Groove, 1 Ring 3/16 Groove, 1.752 CD, Oblong Recessed Head .240 deep - 8.0:1 C.R.; DUROSHIELD® skirt coated piston	
8	Cast Piston - Individual	78-73	WH418P 20 + 20	Hypereutectic; 1.0402" Pin Dia.; 2 Rings 5/64 Groove, 1 Ring 3/16 Groove, 1.752 CD, Oblong Recessed Head .240 deep - 8.0:1 C.R.; Superseded - When depleted use WH418CP 20	
1	Cast Piston Set w/Prem. Rings	78-73	8KH418CP 30 30-40-60	Cast; 1.0402" Pin Dia.; 2 Rings 5/64 Groove, 1 Ring 3/16 Groove, 1.752 CD, Oblong Recessed Head .240 deep - 8.0:1 C.R.; DUROSHIELD® skirt coated piston	
8	POWERFORGED	78-73	L-2404F Std-30-40-60	Powerforged; 1.0402" Pin Dia.; 2 Rings 5/64 Groove, 1 Ring 3/16 Groove, 1.756 CD, .180 dish; DUROSHIELD® skirt coated piston	
8	POWERFORGED Piston-Individual	78-73	WL-2404F Std-30-40-60	Powerforged; 1.0402" Pin Dia.; 2 Rings 5/64 Groove, 1 Ring 3/16 Groove, 1.756 CD, .180 dish; DUROSHIELD® skirt coated piston	
QTY	RINGS	YEARS	PART NO.	DESCRIPTION	
1	Premium Set	78-73	E-296K Std-20-30-40-60	2-5/64, 1-3/16; Premium Moly	
1	Standard Set	78-73	E-296X Std-20-30-40-60	2-5/64, 1-3/16; Iron	
QTY	ENGINE BEARINGS	YEARS	PART NO.	DESCRIPTION	
1	Main Set	78-73	4907M Std-1-10-20-30-40	Performance; 3/4 grooved	
1	Main Set	78-73	134M Std-1X-10-20		
1	Rod Set	78-73	8-3360CPA Std-1-10-20-30-40	Performance	
1	Rod Set	78-73	8-7185CH Std-10-20		
8	Rod Pair	78-73	3360CPA Std-1-10-20-30-40	Babbitt material; Full round design	
1	Cam Set	78-73	1414M Std Only		
1	Cam Set	78-73	2104M Std Only		
QTY	OIL PUMP	YEARS	PART NO.	DESCRIPTION	
1	Screen Assy.	78-73	224-14160	Bolt-on type screen	
QTY	GASKETS	YEARS	PART NO.	DESCRIPTION	
1	Kit Gasket Set	78-75	260-1013	Int. manifold gskt. not incl.; Exh. pipe packing not incl.; Exh. manifold heat shields not incl.; Premium valve stem seals incl.	
1	Kit Gasket Set	74-73	260-1013	Exh. pipe packing not incl.; Exh. manifold heat shields not incl.; Premium valve stem seals incl.	
1	Valley Pan Gasket Set	78-75	260-4005		
QTY	FREEZE PLUGS	YEARS	PART NO.	DESCRIPTION	
1	Brass Block Plug Kit	78-73	381-8018	2.500" Diameter	
1	Steel Block Plug Kit	78-73	381-4021		
1	Steel Shallow Cup Freeze Plug	78-73	381-2194		
RE-RING KIT	YEARS	DESCRIPTION		PREMIUM KIT NO.	ECONOMY KIT NO.
78-75	Int. manifold gskt. not incl.; Exh. pipe packing not incl.; Exh. heat shields not incl.; Premium valve stem seals incl.	Re-ring		205-637	205-137
74-73	Exh. pipe packing not incl.; Exh. heat shields not incl.; Premium valve stem seals incl.	Re-ring		205-637	205-137
78-75	Int. manifold gskt. not incl.; Exh. pipe packing not incl.; Exh. heat shields not incl.; Premium valve stem seals incl.	Re-ring w/Mains		205-637M	205-137M
74-73	Exh. pipe packing not incl.; Exh. heat shields not incl.; Premium valve stem seals incl.	Re-ring w/Mains		205-637M	205-137M

118 462 7.6L (7582cc) OHV V8 (16 Valve) (Lincoln), 4.38" Bore (Ford Eng.), 4 Bbl. "VIN 7" 1968-1967

QTY	TIMING	YEARS	PART NO.	DESCRIPTION
1	Timing Chain	67	222-491	52 Links
1	Crank Sprocket	67	223-283	VINTAGE; 20 Teeth
1	Cam Sprocket	67	223-386	VINTAGE; 40 Teeth

(continued on next page)

Ford Car (Incl. Edsel, Ford, Lincoln, Mercury)

462 7.6L (7582cc) OHV V8 (16 Valve) (Lincoln), 4.38" Bore (Ford Eng.), 4 Bbl. "VIN 7" 1968-1967 118
(cont.)

	QTY	CAMSHAFT/LIFTER	YEARS	PART NO.	DESCRIPTION
VALVE TRAIN	16	Lifter	67	HT-2083 Std Only	Hyd.
	16	Lifter, Bulk	67	HT-2083B Std Only	Hyd.; Carton of 122
	16	PUSH ROD	67	RP-3059 Std Only	VINTAGE; 9.7700" O.A.L.
	8	VALVE GUIDE	67	VG-5007 Std Only	Loc. Exh.; 0.3725" ID, 2.3800" O.A.L
	8	Guide	67	VG-5062 Std Only	Loc. Exh.; 0.3735" ID, 2.3800" O.A.L
	8	Guide	67	VG-5076T Std Only	VINTAGE; Loc. Int.; Threaded; 0.3740" ID, 2.8750" O.A.L
	8	Guide, Bulk	67	VG-5007B Std Only	Loc. Exh.; Carton of 50; 0.3725" ID, 2.3800" O.A.L
	8	Guide, Bulk	67	VG-5076TB Std Only	VINTAGE; Loc. Int.; Threaded; Carton of 50; 0.3740" ID, 2.8750" O.A.L
	16	VALVE SPRING	67	VS-721 Std Only	1.9600" Free Height
	16	Spring, Bulk	67	VS-721B Std Only	Carton of 250; 1.9600" Free Height
	16	VALVE SEAL	67	ST-2002 Std Only	Installation requires valve guide machining; (PLY) Polyacrylate
	16	Valve Stem Seal	67	MV-1775C Std Only	VINTAGE; Umbrella type; (PLY) Polyacrylate
	16	Valve Stem Seal Bulk	67	ST-2002BC Std Only	Positive type; Installation requires valve guide machining; Carton of 100; (PLY) Polyacrylate
	16	Valve Stem Seal Bulk	67	MV-1775 Std Only	Umbrella type; Carton of 100; (PLY) Polyacrylate
	8	VALVE SEAT	67	245-1750-2 Std Only	Loc. Exh.; 1.7550" OD, 1.5000" ID, 0.2160" Depth
	8	Seat	67	245-1750-2N Std Only	Loc. Exh.; Premium Material; 1.7550" OD, 1.5000" ID, 0.2160" Depth
32	VALVE, MISC	67	VK-138A Std Only	1 groove; Square cut key groove; Carton pack 24	
32	Keeper	67	VK-138 Std Only	1 groove; Square cut key groove; Carton pack 32	
32	Keeper	67	VK-138R Std Only	1 groove; Square cut key groove; Hardened	
32	Keeper, Bulk	67	VK-138B Std Only	1 groove; Square cut key groove; Carton of 1000	
BLOCK	1	ENGINE BEARINGS	67	4130M Std-10	VINTAGE; Double locking lips on lower brg. halves
	8	Rod Pair	67	2305CP Std-10	VINTAGE
	1	OIL PUMP	67	224-41173	VINTAGE
	1	Oil Pump	67	224-43365A	VINTAGE; High Pressure
	1	Oil Pump	67	224-41177	VINTAGE; High Volume, check pan for clearance
	1	FREEZE PLUGS	68-67	381-8018	
1	Brass Block Plug Kit	68-67	381-4021		
1	Steel Block Plug Kit	68-67	381-2194	2.500" Diameter	

462 7.6L (7582cc) OHV V8 (16 Valve) (Lincoln), 4.38" Bore (Ford Eng.), 4 Bbl. "VIN G" 1968-1966 119

	QTY	TIMING	YEARS	PART NO.	DESCRIPTION
VALVE TRAIN	1	Timing Chain	67-66	222-491	52 Links
	1	Crank Sprocket	67-66	223-283	VINTAGE; 20 Teeth
	1	Cam Sprocket	67-66	223-386	VINTAGE; 40 Teeth
	16	CAMSHAFT/LIFTER	67-66	HT-2083 Std Only	Hyd.
	16	Lifter, Bulk	67-66	HT-2083B Std Only	Hyd.; Carton of 122
	16	PUSH ROD	67-66	RP-3059 Std Only	VINTAGE; 9.7700" O.A.L.
	8	VALVE GUIDE	67-66	VG-5007 Std Only	Loc. Exh.; 0.3725" ID, 2.3800" O.A.L
	8	Guide	67-66	VG-5062 Std Only	Loc. Exh.; 0.3735" ID, 2.3800" O.A.L
	8	Guide	67-66	VG-5076T Std Only	VINTAGE; Loc. Int.; Threaded; 0.3740" ID, 2.8750" O.A.L
	8	Guide, Bulk	67-66	VG-5007B Std Only	Loc. Exh.; Carton of 50; 0.3725" ID, 2.3800" O.A.L
	8	Guide, Bulk	67-66	VG-5076TB Std Only	VINTAGE; Loc. Int.; Threaded; Carton of 50; 0.3740" ID, 2.8750" O.A.L
	16	VALVE SPRING	67-66	VS-721 Std Only	1.9600" Free Height
	16	Spring, Bulk	67-66	VS-721B Std Only	Carton of 250; 1.9600" Free Height
	16	VALVE SEAL	67-66	ST-2002 Std Only	Installation requires valve guide machining; (PLY) Polyacrylate
	16	Valve Stem Seal	67-66	MV-1775C Std Only	VINTAGE; Umbrella type; (PLY) Polyacrylate

(continued on next page)

Ford Car (Incl. Edsel, Ford, Lincoln, Mercury)

119 462 7.6L (7582cc) OHV V8 (16 Valve) (Lincoln), 4.38" Bore (Ford Eng.), 4 Bbl. "VIN G" 1968-1966
(cont.)

QTY	VALVE SEAL (cont.)	YEARS	PART NO.	DESCRIPTION
16	Valve Stem Seal Bulk	67-66	ST-2002BC Std Only	Positive type; Installation requires valve guide machining; Carton of 100; (PLY) Polyacrylate
16	Valve Stem Seal Bulk	67-66	MV-1775 Std Only	Umbrella type; Carton of 100; (PLY) Polyacrylate
QTY	VALVE SEAT	YEARS	PART NO.	DESCRIPTION
8	Seat	67-66	245-1750-2 Std Only	Loc. Exh.; 1.7550" OD, 1.5000" ID, 0.2160" Depth
8	Seat	67-66	245-1750-2N Std Only	Loc. Exh.; Premium Material; 1.7550" OD, 1.5000" ID, 0.2160" Depth
QTY	VALVE, MISC	YEARS	PART NO.	DESCRIPTION
32	Keeper	67-66	VK-138A Std Only	1 groove; Square cut key groove; Carton pack 24
32	Keeper	67-66	VK-138 Std Only	1 groove; Square cut key groove; Carton pack 32
32	Keeper	67-66	VK-138R Std Only	1 groove; Square cut key groove; Hardened
32	Keeper, Bulk	67-66	VK-138B Std Only	1 groove; Square cut key groove; Carton of 1000
QTY	ENGINE BEARINGS	YEARS	PART NO.	DESCRIPTION
1	Main Set	67-66	4130M Std-10	VINTAGE; Double locking lips on lower brg. halves
8	Rod Pair	67-66	2305CP Std-10	VINTAGE
QTY	OIL PUMP	YEARS	PART NO.	DESCRIPTION
1	Oil Pump	67-66	224-41173	VINTAGE
1	Oil Pump	67-66	224-43365A	VINTAGE; High Pressure
1	Oil Pump	67-66	224-41177	VINTAGE; High Volume, check pan for clearance
QTY	FREEZE PLUGS	YEARS	PART NO.	DESCRIPTION
1	Brass Block Plug Kit	68-66	381-8018	
1	Steel Block Plug Kit	68-66	381-4021	
1	Steel Shallow Cup Freeze Plug	68-66	381-2194	2.500" Diameter

Ford SUV's - See Ford Truck Ford Truck (Incl. SUV's)

Engine Finding Index

CID	Litres	CC	Block Type	Bore	Valves	Mfg.	Vin	Eng. Code	Mfg. Div.	Fuel Del. Type	Years	Line
144	2.4L	2360cc	OHV L6	3.5"	12	Ford Eng.	D			1 Bbl./Gasoline	1962-1960	1
144	2.4L	2360cc	OHV L6	3.5"	12	Ford Eng.	S			1 Bbl./Gasoline	1966-1960	2
170	2.8L	2786cc	OHV L6	3.5"	12	Ford Eng.	F			1 Bbl./Gasoline	1972-1966	3
170	2.8L	2786cc	OHV L6	3.5"	12	Ford Eng.	U			1 Bbl./Gasoline	1965-1961	4
200	3.3L	3278cc	OHV L6	3.68"	12	Ford Eng.	T			1 Bbl./Gasoline	1974-1964	5
215	3.5L	3524cc	OHV L6	3.5625"	12	Ford Eng.				1 Bbl./Gasoline	1953-1951	6
221	3.6L	3622cc	L-HEAD V8	3.0625"	16	Ford Eng.			Ford	1 Bbl./Gasoline	1933-1932	7
221	3.6L	3622cc	L-HEAD V8	3.0625"	16	Ford Eng.			Ford	2 Bbl./Gasoline	1942-1932	8
223	3.6L	3655cc	OHV L6	3.625"	12	Ford Eng.	A			1 Bbl./Gasoline	1959-1954	9
223	3.6L	3655cc	OHV L6	3.625"	12	Ford Eng.	J			1 Bbl./Gasoline	1964-1960	10
223	3.6L	3655cc	OHV L6	3.625"	12	Ford Eng.	V			1 Bbl./Gasoline	1960	11
226	3.7L	3704cc	L-HEAD L6	3.2969"	12	Ford Eng.				1 Bbl./Gasoline	1951-1947	12
239	3.9L	3917cc	OHV V8	3.5"	16	Ford Eng.	U		Ford	2 Bbl./Gasoline	1954	13
239	3.9L	3917cc	OHV V8	3.5"	16	Ford Eng.			Ford	2 Bbl./Gasoline	1955-1954	14
239.4	3.9L	3924cc	L-HEAD V8	3.1875"	16	Ford Eng.			Ford/Mercury	2 Bbl./Gasoline	1953-1939	15
240	3.9L	3934cc	OHV L6	4"	12	Ford Eng.	1			1 Bbl./Gasoline	1976-1972	16
240	3.9L	3934cc	OHV L6	4"	12	Ford Eng.	A			1 Bbl./Gasoline	1976-1966	17
240	3.9L	3934cc	OHV L6	4"	12	Ford Eng.	J			1 Bbl./Gasoline	1965	18
242	4.0L	3966cc	OHV L4	104.8mm	8	Ford Europe Eng.	D	2701E		MFI/Diesel	1970-1967	19
242	4.0L	3966cc	OHV L4	104.8mm	8	Ford Europe Eng.	J	2701E		MFI/Diesel	1969-1968	20
250	4.1L	4098cc	OHV L6	3.68"	12	Ford Eng.	L			1 Bbl./Gasoline	1974-1969	21
255.4	4.2L	4186cc	L-HEAD V8	3.1875"	16	Ford Eng.			Mercury	2 Bbl./Gasoline	1954-1948	22
256	4.2L	4196cc	OHV V8	3.625"	16	Ford Eng.			Mercury	2 Bbl./Gasoline	1955-1954	23
260	4.3L	4261cc	OHV V8	3.7969"	16	Ford Eng.	F			2 Bbl./Gasoline	1964-1962	24
262	4.3L	4294cc	OHV L6	3.7188"	12	Ford Eng.	B			1 Bbl./Gasoline	1964-1961	25
272	4.5L	4458cc	OHV V8	3.625"	16	Ford Eng.	B			2 Bbl./Gasoline	1957	26
272	4.5L	4458cc	OHV V8	3.625"	16	Ford Eng.	M			4 Bbl./Gasoline	1957-1956	27
272	4.5L	4458cc	OHV V8	3.625"	16	Ford Eng.	U			2 Bbl./Gasoline	1957-1955	28
289	4.7L	4737cc	OHV V8	4"	16	Ford Eng.	A			4 Bbl./Gasoline	1968-1965	29
289	4.7L	4737cc	OHV V8	4"	16	Ford Eng.	C			2 Bbl./Gasoline	1968-1965	30
289	4.7L	4737cc	OHV V8	4"	16	Ford Eng.	N			2 Bbl./Gasoline	1968-1966	31
292	4.8L	4786cc	OHV V8	3.75"	16	Ford Eng.	C			2 Bbl./Gasoline	1964-1957	32
292	4.8L	4786cc	OHV V8	3.75"	16	Ford Eng.	D			4 Bbl./Gasoline	1964-1958	33
300	4.9L	4917cc	OHV L6	4"	12	Ford Eng.	B			1 Bbl./Gasoline	1980-1965	34
302	5.0L	4950cc	OHV V8	4"	16	Ford Eng.	F			2 Bbl./Gasoline	1980-1968	35
302	5.0L	4950cc	OHV V8	4"	16	Ford Eng.	G			2 Bbl./Gasoline	1979-1968	36
330	5.4L	5409cc	OHV V8	3.875"	16	Ford Eng.				2 Bbl./Gasoline	1977-1975	37
332	5.4L	5441cc	OHV V8	4"	16	Ford Eng.				2 Bbl./Gasoline	1963-1960	38

(continued on next page)

Ford Truck (Incl. SUV's)

Engine Finding Index

CID	Litres	CC	Block Type	Bore	Valves	Mfg.	Vin	Eng. Code	Fuel Del. Type	Years	Line
332	5.4L	5441cc	OHV V8	4"	16	Ford Eng.			4 Bbl./Gasoline	1963-1960	39
351	5.8L	5753cc	OHV V8	4"	16	Ford Eng.	H		2 Bbl./Gasoline	1974-1970	40
351	5.8L	5753cc	OHV V8	4"	16	Ford Eng.	H		2 Bbl./Gasoline	1979-1975	41
351	5.8L	5753cc	OHV V8	4"	16	Ford Eng.	H		2 Bbl./Gasoline	1979-1969	42
351	5.8L	5753cc	OHV V8	4"	16	Ford Eng.	M		4 Bbl./Gasoline	1971-1969	43
352	5.8L	5769cc	OHV V8	4"	16	Ford Eng.	D		2 Bbl./Gasoline	1967-1965	44
352	5.8L	5769cc	OHV V8	4"	16	Ford Eng.	H		4 Bbl./Gasoline	1960-1957	45
352	5.8L	5769cc	OHV V8	4"	16	Ford Eng.	X		2 Bbl./Gasoline	1960	46
352	5.8L	5769cc	OHV V8	4"	16	Ford Eng.	Y		4 Bbl./Gasoline	1960	47
360	5.9L	5900cc	OHV V8	4.05"	16	Ford Eng.	H		2 Bbl./Gasoline	1976-1975	48
360	5.9L	5900cc	OHV V8	4.05"	16	Ford Eng.	Y		2 Bbl./Gasoline	1977-1968	49
361	5.9L	5917cc	OHV V8	4.05"	16	Ford Eng.			2 Bbl./Gasoline	1966-1964	50
361	5.9L	5917cc	OHV V8	4.05"	16	Ford Eng.			4 Bbl./Gasoline	1966-1964	51
390	6.4L	6392cc	OHV V8	4.05"	16	Ford Eng.	H		2 Bbl./Gasoline	1977-1967	52
390	6.4L	6392cc	OHV V8	4.05"	16	Ford Eng.	M		4 Bbl./Gasoline	1977-1974	53
390	6.4L	6392cc	OHV V8	4.05"	16	Ford Eng.	Y		2 Bbl./Gasoline	1969-1967	54
390	6.4L	6392cc	OHV V8	4.05"	16	Ford Eng.	S		4 Bbl./Gasoline	1969-1968	55
400	6.6L	6556cc	OHV V8	4"	16	Ford Eng.	S		2 Bbl./Gasoline	1980-1972	56
428	7.0L	7015cc	OHV V8	4.13"	16	Ford Eng.	Q		4 Bbl./Gasoline	1969-1968	57
428	7.0L	7015cc	OHV V8	4.13"	16	Ford Eng.	R		4 Bbl./Gasoline	1969-1968	58
429	7.0L	7031cc	OHV V8	4.36"	16	Ford Eng.	N		4 Bbl./Gasoline	1973-1970	59
429	7.0L	7031cc	OHV V8	4.36"	16	Ford Eng.	R		4 Bbl./Gasoline	1971	60
429	7.0L	7031cc	OHV V8	4.36"	16	Ford Eng.	C		4 Bbl./Gasoline	1971-1970	61
429	7.0L	7031cc	OHV V8	4.36"	16	Ford Eng.	J		4 Bbl./Gasoline	1971-1970	62
429	7.0L	7031cc	OHV V8	4.36"	16	Ford Eng.	P		4 Bbl./Gasoline	1972-1971	63
460	7.5L	7539cc	OHV V8	4.36"	16	Ford Eng.	A		4 Bbl./Gasoline	1979-1973	64
460	7.5L	7539cc	OHV V8	4.36"	16	Ford Eng.	J		4 Bbl./Gasoline	1979-1973	65

Engine Code Index

Eng. Code	CID	Litres	CC	Block Type	Bore	Valves	Mfg.	Vin	Fuel Del. Type	Years	Line
2701E	242	4.0L	3966cc	OHV L4	104.8mm	8	Ford Europe Eng.	D	MFI/Diesel	1970-1967	19
2701E	242	4.0L	3966cc	OHV L4	104.8mm	8	Ford Europe Eng.	J	MFI/Diesel	1969-1968	20

144 2.4L (2360cc) OHV L6 (12 Valve), 3.5" Bore (Ford Eng.), 1 Bbl. "VIN D" 1962-1960 **1**

QTY	TIMING	YEARS	PART NO.	DESCRIPTION
1	3 Piece Set	62-61	KT3-351S	(1) 222-351; (1) 223-308; (1) 223-397
1	Timing Chain	62-61	222-351	50 Links
1	Crank Sprocket	62-61	223-397	19 Teeth
1	Cam Sprocket	62-61	223-308	38 Teeth
QTY	CAMSHAFT/LIFTER	YEARS	PART NO.	DESCRIPTION
12	Lifter	62-61	AT-872	Std Only Mech.; 1.830" Length
12	Lifter, Bulk	62-61	AT-872B	Std Only Mech.; Carton of 122
QTY	PUSH ROD	YEARS	PART NO.	DESCRIPTION
12	Push Rod	62-61	RP-3076	Std Only VINTAGE; Std. length; 8.2300" O.A.L.
QTY	ROCKER PARTS	YEARS	PART NO.	DESCRIPTION
1	Rocker Shaft	62-61	RS-619	Std Only
QTY	VALVE	YEARS	PART NO.	DESCRIPTION
6	Exhaust	62-61	V-1439	Std Only VINTAGE; 1.2660" Head Dia., 0.3100" Stem Dia., 4.2600" O.A.L.
QTY	VALVE SPRING	YEARS	PART NO.	DESCRIPTION
12	Spring	62-61	VS-562	Std Only VINTAGE; w/o Rotocaps; 2.0000" Free Height
QTY	VALVE SEAL	YEARS	PART NO.	DESCRIPTION
12	Valve Stem Seal	62-61	ST-2005	Std Only Positive type; Installation requires valve guide machining; (RBBTF) Rubber/PTFE
12	Valve Stem Seal	62-61	MV-1796A	Std Only Umbrella type; Fits Std. to .015" O/S valve stem
12	Valve Stem Seal Bulk	62-61	MV-1796	Std Only Umbrella type; Fits Std. to .015" O/S valve stem; Carton of 100; (RBB) Rubber
QTY	VALVE, MISC	YEARS	PART NO.	DESCRIPTION
24	Keeper	62-61	VK-144	Std Only 1 groove; Square cut key groove
24	Keeper	62-61	VK-144R	Std Only 1 groove; Square cut key groove; Hardened
12	Spring Insert	62-61	259-102C	Std Only .015"; Carton of 100
12	Spring Insert	62-61	259-102B	Std Only .030"; Carton of 100
12	Spring Insert	62-61	259-102A	Std Only .060"; Carton of 100
12	Spring Insert	62-61	259-502A	Std Only .060"; Carton of 50; O/S O.D. 1.542"

(continued on next page)

Ford Truck (Incl. SUV's)

1 144 2.4L (2360cc) OHV L6 (12 Valve), 3.5" Bore (Ford Eng.), 1 Bbl. "VIN D" 1962-1960					
(cont.)					
BLOCK	QTY	RINGS	YEARS	PART NO.	DESCRIPTION
	1	Premium Set	62-61	E-197K Std-20-40	VINTAGE; 2-5/64, 1-3/16; Premium Moly
	1	Standard Set	62-61	E-197X Std-30-40-60	VINTAGE; 2-5/64, 1-3/16; Iron
	QTY	ENGINE BEARINGS	YEARS	PART NO.	DESCRIPTION
	1	Main Set	62-60	4222M Std-10	VINTAGE
	1	Rod Set	62-60	6-2380CP Std-10-20-30-40	
	6	Rod Pair	62-60	2380CP Std-10-20-30-40	
	1	Cam Set	62-60	1439M Std Only	
	QTY	GASKETS	YEARS	PART NO.	DESCRIPTION
	1	Kit Gasket Set	62-60	260-1002	Premium valve stem seals incl.
QTY	FREEZE PLUGS	YEARS	PART NO.	DESCRIPTION	
1	Brass Block Plug Kit	62-61	381-8013		
1	Brass Deep Cup Freeze Plug	62-61	381-9031	1.750" Diameter	
1	Brass Shallow Cup Freeze Plug	62-61	381-7059	2.063" Diameter	
1	Steel Deep Cup Freeze Plug	62-61	381-3088	0.448" Diameter	
1	Steel Shallow Cup Freeze Plug	62-61	381-2059	2.063" Diameter	
2 144 2.4L (2360cc) OHV L6 (12 Valve), 3.5" Bore (Ford Eng.), 1 Bbl. "VIN S" 1966-1960					
VALVE TRAIN	QTY	TIMING	YEARS	PART NO.	DESCRIPTION
	1	3 Piece Set	64-61	KT3-351S	(1) 222-351; (1) 223-308; (1) 223-397
	1	3 Piece Set	60	KT3-351S	Ford Ranchero Base; (1) 222-351; (1) 223-308; (1) 223-397
	1	Timing Chain	64-61	222-351	50 Links
	1	Timing Chain	60	222-351	Ford Ranchero Base; 50 Links
	1	Crank Sprocket	64-61	223-397	19 Teeth
	1	Crank Sprocket	60	223-397	Ford Ranchero Base; 19 Teeth
	1	Cam Sprocket	64-61	223-308	38 Teeth
	1	Cam Sprocket	60	223-308	Ford Ranchero Base; 38 Teeth
	QTY	CAMSHAFT/LIFTER	YEARS	PART NO.	DESCRIPTION
12	Lifter	64-61	AT-872 Std Only	Mech.; 1.830" Length	
12	Lifter, Bulk	64-61	AT-872B Std Only	Mech.; Carton of 122	
QTY	PUSH ROD	YEARS	PART NO.	DESCRIPTION	
12	Push Rod	64-61	RP-3076 Std Only	VINTAGE; Std. length; 8.2300" O.A.L.	
QTY	ROCKER PARTS	YEARS	PART NO.	DESCRIPTION	
1	Rocker Shaft	64-61	RS-619 Std Only		
QTY	VALVE	YEARS	PART NO.	DESCRIPTION	
6	Exhaust	64-61	V-1439 Std Only	VINTAGE; 1.2660" Head Dia., 0.3100" Stem Dia., 4.2600" O.A.L.	
QTY	VALVE SPRING	YEARS	PART NO.	DESCRIPTION	
12	Spring	64	VS-562 Std Only	VINTAGE; 2.0000" Free Height	
12	Spring	63	VS-624 Std Only	1.8280" Free Height	
12	Spring	62-61	VS-562 Std Only	VINTAGE; w/o Rotocaps; 2.0000" Free Height	
QTY	VALVE SEAL	YEARS	PART NO.	DESCRIPTION	
12	Valve Stem Seal	64-61	ST-2005 Std Only	Positive type; Installation requires valve guide machining; (RBBTF) Rubber/PTFE	
12	Valve Stem Seal	64-61	MV-1796A Std Only	Umbrella type; Fits Std. to .015" O/S valve stem	
12	Valve Stem Seal Bulk	64-61	MV-1796 Std Only	Umbrella type; Fits Std. to .015" O/S valve stem; Carton of 100; (RBB) Rubber	
QTY	VALVE, MISC	YEARS	PART NO.	DESCRIPTION	
24	Keeper	64-61	VK-144 Std Only	1 groove; Square cut key groove	
24	Keeper	64-61	VK-144R Std Only	1 groove; Square cut key groove; Hardened	
12	Spring Insert	64-61	259-102C Std Only	.015"; Carton of 100	
12	Spring Insert	64-61	259-102B Std Only	.030"; Carton of 100	
12	Spring Insert	64-61	259-102A Std Only	.060"; Carton of 100	
12	Spring Insert	64-61	259-502A Std Only	.060"; Carton of 50; O/S O.D. 1.542"	
BLOCK	QTY	RINGS	YEARS	PART NO.	DESCRIPTION
	1	Premium Set	64-61	E-197K Std-20-40	VINTAGE; 2-5/64, 1-3/16; Premium Moly
	1	Standard Set	64-61	E-197X Std-30-40-60	VINTAGE; 2-5/64, 1-3/16; Iron
	QTY	ENGINE BEARINGS	YEARS	PART NO.	DESCRIPTION
	1	Main Set	64-60	4222M Std-10	VINTAGE
	1	Rod Set	64-60	6-2380CP Std-10-20-30-40	
	6	Rod Pair	64-60	2380CP Std-10-20-30-40	
	1	Cam Set	64-60	1439M Std Only	
	QTY	GASKETS	YEARS	PART NO.	DESCRIPTION
	1	Kit Gasket Set	66-60	260-1002	Premium valve stem seals incl.
QTY	FREEZE PLUGS	YEARS	PART NO.	DESCRIPTION	
1	Brass Block Plug Kit	66-61	381-8013		
1	Brass Deep Cup Freeze Plug	66-61	381-9031	1.750" Diameter	

(continued on next page)

Ford Truck (Incl. SUV's)

144 2.4L (2360cc) OHV L6 (12 Valve), 3.5" Bore (Ford Eng.), 1 Bbl. "VIN S" 1966-1960 **2**
(cont.)

QTY	FREEZE PLUGS (cont.)	YEARS	PART NO.	DESCRIPTION
1	Brass Shallow Cup Freeze Plug	66-61	381-7059	2.063" Diameter
1	Steel Deep Cup Freeze Plug	66-61	381-3088	0.448" Diameter
1	Steel Shallow Cup Freeze Plug	66-61	381-2059	2.063" Diameter

170 2.8L (2786cc) OHV L6 (12 Valve), 3.5" Bore (Ford Eng.), 1 Bbl. "VIN F" 1972-1966 **3**

QTY	TIMING	YEARS	PART NO.	DESCRIPTION
1	3 Piece Set	72-66	KT3-351S	(1) 222-351; (1) 223-308; (1) 223-397
1	Timing Chain	72-66	222-351	50 Links
1	Crank Sprocket	72-66	223-397	19 Teeth
1	Cam Sprocket	72-66	223-308	38 Teeth
QTY	CAMSHAFT/LIFTER	YEARS	PART NO.	DESCRIPTION
12	Lifter	72-66	AT-872 Std Only	Mech.; 1.830" Length
12	Lifter, Bulk	72-66	AT-872B Std Only	Mech.; Carton of 122
QTY	PUSH ROD	YEARS	PART NO.	DESCRIPTION
12	Push Rod	70-66	RP-3076 Std Only	VINTAGE; Std. length; 8.2300" O.A.L.
QTY	ROCKER PARTS	YEARS	PART NO.	DESCRIPTION
1	Rocker Shaft	72-66	RS-619 Std Only	
QTY	VALVE	YEARS	PART NO.	DESCRIPTION
6	Exhaust	72-66	V-1983 Std-15	Chrome plated stem; 1.3900" Head Dia., 0.3101" Stem Dia., 4.2600" O.A.L.
6	Intake	72-66	V-1717 Std Only	VINTAGE; w/o Chrome plated stem; 1.6555" Head Dia., 0.3102" Stem Dia., 4.2638" O.A.L.
QTY	VALVE SPRING	YEARS	PART NO.	DESCRIPTION
12	Spring	72-66	VS-562 Std Only	VINTAGE; 2.0000" Free Height
QTY	VALVE SEAL	YEARS	PART NO.	DESCRIPTION
12	Valve Stem Seal	72-66	ST-2005 Std Only	Positive type; Installation requires valve guide machining; (RBBTF) Rubber/PTFE
12	Valve Stem Seal	72-66	MV-1796A Std Only	Umbrella type; Fits Std. to .015" O/S valve stem
12	Valve Stem Seal Bulk	72-66	MV-1796 Std Only	Umbrella type; Fits Std. to .015" O/S valve stem; Carton of 100; (RBB) Rubber
QTY	VALVE SEAT	YEARS	PART NO.	DESCRIPTION
6	Seat	72-66	245-1437-3 Std Only	Loc. Exh.; 1.4425" OD, 1.1880" ID, 0.2160" Depth
6	Seat	72-66	245-1437-3N Std Only	Loc. Exh.; Premium Material; 1.4425" OD, 1.1880" ID, 0.2160" Depth
6	Seat	72-66	245-1750-2 Std Only	Loc. Int.; 1.7550" OD, 1.5000" ID, 0.2160" Depth
6	Seat	72-66	245-1750-2N Std Only	Loc. Int.; Premium Material; 1.7550" OD, 1.5000" ID, 0.2160" Depth
QTY	VALVE, MISC	YEARS	PART NO.	DESCRIPTION
24	Keeper	72-66	VK-144 Std Only	1 groove; Square cut key groove
24	Keeper	72-66	VK-144R Std Only	1 groove; Square cut key groove; Hardened
12	Spring Insert	72-66	259-102C Std Only	.015"; Carton of 100
12	Spring Insert	72-66	259-102B Std Only	.030"; Carton of 100
12	Spring Insert	72-66	259-102A Std Only	.060"; Carton of 100
12	Spring Insert	72-66	259-502A Std Only	.060"; Carton of 50; O/S O.D. 1.542"
QTY	PISTON	YEARS	PART NO.	DESCRIPTION
6	Cast Piston	72-66	302NP Std-30-40-60	VINTAGE; Cast; .9122" Pin Dia.; 2 Rings 5/64 Groove, 1 Ring 3/16 Groove, 1.580 CD, Flat Head - 8.5:1 C.R.
6	Cast Piston - Individual	72-66	W302NP Std-30-40-60	VINTAGE; Cast; .9122" Pin Dia.; 2 Rings 5/64 Groove, 1 Ring 3/16 Groove, 1.580 CD, Flat Head - 8.5:1 C.R.
QTY	RINGS	YEARS	PART NO.	DESCRIPTION
1	Premium Set	72-66	E-197K Std-20-40	VINTAGE; 2-5/64, 1-3/16; Premium Moly
1	Standard Set	72-66	E-197X Std-30-40-60	VINTAGE; 2-5/64, 1-3/16; Iron
QTY	ENGINE BEARINGS	YEARS	PART NO.	DESCRIPTION
1	Main Set	72-66	4222M Std-10	VINTAGE
1	Rod Set	72-66	6-2380CP Std-10-20-30-40	
6	Rod Pair	72-66	2380CP Std-10-20-30-40	
1	Cam Set	72-66	1439M Std Only	
QTY	OIL PUMP	YEARS	PART NO.	DESCRIPTION
1	Oil Pump	72-66	224-41146	
1	Inter. Shaft	72-66	224-61120	
1	Screen Assy.	71-70	224-11146	Exc. Ford Bronco Base, Wagon; VINTAGE
1	Screen Assy.	69-68	224-11146	Exc. Ford Bronco Base, Roadster, Wagon; VINTAGE
1	Screen Assy.	67-66	224-11146	Exc. Ford Bronco Base; VINTAGE
QTY	GASKETS	YEARS	PART NO.	DESCRIPTION
1	Kit Gasket Set	72-66	260-1002	Premium valve stem seals incl.

(continued on next page)

Ford Truck (Incl. SUV's)

3 170 2.8L (2786cc) OHV L6 (12 Valve), 3.5" Bore (Ford Eng.), 1 Bbl. "VIN F" 1972-1966 (cont.)

QTY	FREEZE PLUGS	YEARS	PART NO.	DESCRIPTION
1	Brass Block Plug Kit	72-66	381-8013	
1	Brass Deep Cup Freeze Plug	72-66	381-9031	1.750" Diameter
1	Brass Shallow Cup Freeze Plug	72-66	381-7059	2.063" Diameter
1	Steel Deep Cup Freeze Plug	72-66	381-3088	0.448" Diameter
1	Steel Shallow Cup Freeze Plug	72-66	381-2059	2.063" Diameter

4 170 2.8L (2786cc) OHV L6 (12 Valve), 3.5" Bore (Ford Eng.), 1 Bbl. "VIN U" 1965-1961

QTY	TIMING	YEARS	PART NO.	DESCRIPTION
1	3 Piece Set	65-62	KT3-351S	(1) 222-351; (1) 223-308; (1) 223-397
1	3 Piece Set	61	KT3-351S	Ford Falcon Sedan Delivery Base, Ranchero Base; (1) 222-351; (1) 223-308; (1) 223-397
1	Timing Chain	65-62	222-351	50 Links
1	Timing Chain	61	222-351	Ford Falcon Sedan Delivery Base, Ranchero Base; 50 Links
1	Crank Sprocket	65-62	223-397	19 Teeth
1	Crank Sprocket	61	223-397	Ford Falcon Sedan Delivery Base, Ranchero Base; 19 Teeth
1	Cam Sprocket	65-62	223-308	38 Teeth
1	Cam Sprocket	61	223-308	Ford Falcon Sedan Delivery Base, Ranchero Base; 38 Teeth
QTY	CAMSHAFT/LIFTER	YEARS	PART NO.	DESCRIPTION
12	Lifter	65-62	AT-872 Std Only	Mech.; 1.830" Length
12	Lifter, Bulk	65-62	AT-872B Std Only	Mech.; Carton of 122
QTY	PUSH ROD	YEARS	PART NO.	DESCRIPTION
12	Push Rod	65-62	RP-3076 Std Only	VINTAGE; Std. length; 8.2300" O.A.L.
QTY	ROCKER PARTS	YEARS	PART NO.	DESCRIPTION
1	Rocker Shaft	65-62	RS-619 Std Only	
QTY	VALVE	YEARS	PART NO.	DESCRIPTION
6	Exhaust	65	V-1983 Std-15	Chrome plated stem; 1.3900" Head Dia., 0.3101" Stem Dia., 4.2600" O.A.L.
6	Exhaust	64-62	V-1439 Std Only	VINTAGE; 1.2660" Head Dia., 0.3100" Stem Dia., 4.2600" O.A.L.
6	Intake	65	V-1717 Std Only	VINTAGE; w/o Chrome plated stem; 1.6555" Head Dia., 0.3102" Stem Dia., 4.2638" O.A.L.
QTY	VALVE SPRING	YEARS	PART NO.	DESCRIPTION
12	Spring	65-64	VS-562 Std Only	VINTAGE; 2.0000" Free Height
12	Spring	63	VS-624 Std Only	1.8280" Free Height
12	Spring	62	VS-562 Std Only	VINTAGE; 2.0000" Free Height
QTY	VALVE SEAL	YEARS	PART NO.	DESCRIPTION
12	Valve Stem Seal	65-62	ST-2005 Std Only	Positive type; Installation requires valve guide machining; (RBBTF) Rubber/PTFE
12	Valve Stem Seal	65-62	MV-1796A Std Only	Umbrella type; Fits Std. to .015" O/S valve stem
12	Valve Stem Seal Bulk	65-62	MV-1796 Std Only	Umbrella type; Fits Std. to .015" O/S valve stem; Carton of 100; (RBB) Rubber
QTY	VALVE SEAT	YEARS	PART NO.	DESCRIPTION
6	Seat	65	245-1437-3 Std Only	Loc. Exh.; 1.4425" OD, 1.1880" ID, 0.2160" Depth
6	Seat	65	245-1437-3N Std Only	Loc. Exh.; Premium Material; 1.4425" OD, 1.1880" ID, 0.2160" Depth
6	Seat	65	245-1750-2 Std Only	Loc. Int.; 1.7550" OD, 1.5000" ID, 0.2160" Depth
6	Seat	65	245-1750-2N Std Only	Loc. Int.; Premium Material; 1.7550" OD, 1.5000" ID, 0.2160" Depth
6	Seat	64-62	245-1625-1 Std Only	Loc. Int.; 1.6300" OD, 1.3750" ID, 0.2160" Depth
6	Seat	64-62	245-1625-1N Std Only	Loc. Int.; Premium Material; 1.6300" OD, 1.3750" ID, 0.2160" Depth
6	Seat	64-62	245-1375-4 Std Only	VINTAGE; Loc. Exh.; 1.3795" OD, 1.1250" ID, 0.1855" Depth
QTY	VALVE, MISC	YEARS	PART NO.	DESCRIPTION
24	Keeper	65-62	VK-144 Std Only	1 groove; Square cut key groove
24	Keeper	65-62	VK-144R Std Only	1 groove; Square cut key groove; Hardened
12	Spring Insert	65-62	259-102C Std Only	.015"; Carton of 100
12	Spring Insert	65-62	259-102B Std Only	.030"; Carton of 100
12	Spring Insert	65-62	259-102A Std Only	.060"; Carton of 100
12	Spring Insert	65-62	259-502A Std Only	.060"; Carton of 50; O/S O.D. 1.542"
QTY	PISTON	YEARS	PART NO.	DESCRIPTION
6	Cast Piston	65-61	302NP Std-30-40-60	VINTAGE; Cast; .9122" Pin Dia.; 2 Rings 5/64 Groove, 1 Ring 3/16 Groove, 1.580 CD, Flat Head - 8.5:1 C.R.
6	Cast Piston - Individual	65-61	W302NP Std-30-40-60	VINTAGE; Cast; .9122" Pin Dia.; 2 Rings 5/64 Groove, 1 Ring 3/16 Groove, 1.580 CD, Flat Head - 8.5:1 C.R.

VALVE TRAIN

VALVE TRAIN

(continued on next page)

Ford Truck (Incl. SUV's)

170 2.8L (2786cc) OHV L6 (12 Valve), 3.5" Bore (Ford Eng.), 1 Bbl. "VIN U" 1965-1961 4
(cont.)

BLOCK	QTY	RINGS	YEARS	PART NO.	DESCRIPTION	BLOCK
	1	Premium Set	65-62	E-197K Std-20-40	VINTAGE; 2-5/64, 1-3/16; Premium Moly	
	1	Standard Set	65-62	E-197X Std-30-40-60	VINTAGE; 2-5/64, 1-3/16; Iron	
BLOCK	QTY	ENGINE BEARINGS	YEARS	PART NO.	DESCRIPTION	BLOCK
	1	Main Set	65-61	4222M Std-10	VINTAGE	
	1	Rod Set	65-61	6-2380CP Std-10-20-30-40		
	6	Rod Pair	65-61	2380CP Std-10-20-30-40		
	1	Cam Set	65-61	1439M Std Only		
BLOCK	QTY	OIL PUMP	YEARS	PART NO.	DESCRIPTION	BLOCK
	1	Oil Pump	65	224-41146		
	1	Inter. Shaft	65	224-61120		
	1	Screen Assy.	65	224-11146	VINTAGE	
BLOCK	QTY	GASKETS	YEARS	PART NO.	DESCRIPTION	BLOCK
	1	Kit Gasket Set	65-61	260-1002	Premium valve stem seals incl.	
BLOCK	QTY	FREEZE PLUGS	YEARS	PART NO.	DESCRIPTION	BLOCK
	1	Brass Block Plug Kit	65-61	381-8013		
	1	Brass Deep Cup Freeze Plug	65-61	381-9031	1.750" Diameter	
	1	Brass Shallow Cup Freeze Plug	65-61	381-7059	2.063" Diameter	
	1	Steel Deep Cup Freeze Plug	65-61	381-3088	0.448" Diameter	
	1	Steel Shallow Cup Freeze Plug	65-61	381-2059	2.063" Diameter	

200 3.3L (3278cc) OHV L6 (12 Valve), 3.68" Bore (Ford Eng.), 1 Bbl. "VIN T" 1974-1964 5

VALVE TRAIN	QTY	TIMING	YEARS	PART NO.	DESCRIPTION	VALVE TRAIN
	1	3 Piece Set	74-73	KT3-351S	(1) 222-351; (1) 223-308; (1) 223-397	
	1	3 Piece Set	68-64	KT3-351S	(1) 222-351; (1) 223-308; (1) 223-397	
	1	Timing Chain	74-73	222-351	50 Links	
	1	Timing Chain	68-64	222-351	50 Links	
	1	Crank Sprocket	74-73	223-397	19 Teeth	
	1	Crank Sprocket	68-64	223-397	19 Teeth	
	1	Cam Sprocket	74-73	223-308	38 Teeth	
	1	Cam Sprocket	68-64	223-308	38 Teeth	
VALVE TRAIN	QTY	CAMSHAFT/LIFTER	YEARS	PART NO.	DESCRIPTION	VALVE TRAIN
	1	Camshaft	65	CS-448	VINTAGE; Hyd.; Hydraulic, (050) Duration at .050 Lobe Lift, 178 Exh., 178 Int., 106 Degrees Lobe Separation	
	1	Prelube		55-403 Std Only	1.5 oz. packet	
	1	Prelube		55-400 Std Only	4 oz. bottle; 1.5 oz. packet No. 55-403 also avail.	
	12	Lifter	74-73	HT-2083 Std Only	Hyd.	
	12	Lifter	65	HT-2083 Std Only	Hyd.	
	12	Lifter, Bulk	74-73	HT-2083B Std Only	Hyd.; Carton of 122	
	12	Lifter, Bulk	65	HT-2083B Std Only	Hyd.; Carton of 122	
VALVE TRAIN	QTY	PUSH ROD	YEARS	PART NO.	DESCRIPTION	VALVE TRAIN
	12	Push Rod	65	RP-3176 Std Only	Std. length; 8.3500" O.A.L.	
	12	Push Rod, Bulk	65	BRP-3176 Std Only	Std. length; Carton of 100; 8.3500" O.A.L.	
VALVE TRAIN	QTY	ROCKER PARTS	YEARS	PART NO.	DESCRIPTION	VALVE TRAIN
	1	Rocker Shaft	65	RS-619 Std Only		
VALVE TRAIN	QTY	VALVE	YEARS	PART NO.	DESCRIPTION	VALVE TRAIN
	6	Exhaust	65	V-1983 Std-15	Chrome plated stem; 1.3900" Head Dia., 0.3101" Stem Dia., 4.2600" O.A.L.	
	6	Intake	65	V-1717 Std Only	VINTAGE; w/o Chrome plated stem; 1.6555" Head Dia., 0.3102" Stem Dia., 4.2638" O.A.L.	
VALVE TRAIN	QTY	VALVE SPRING	YEARS	PART NO.	DESCRIPTION	VALVE TRAIN
	12	Spring	65	VS-624 Std Only	1.8280" Free Height	
VALVE TRAIN	QTY	VALVE SEAL	YEARS	PART NO.	DESCRIPTION	VALVE TRAIN
	12	Valve Stem Seal	74-73	ST-2005 Std Only	Positive type; Installation requires valve guide machining; (RBBTF) Rubber/PTFE	
	12	Valve Stem Seal	74-73	MV-1796A Std Only	Umbrella type; Fits Std. to .015" O/S valve stem	
	12	Valve Stem Seal	65	ST-2005 Std Only	Positive type; Installation requires valve guide machining; (RBBTF) Rubber/PTFE	
	12	Valve Stem Seal	65	MV-1796A Std Only	Umbrella type; Fits Std. to .015" O/S valve stem	
	12	Valve Stem Seal Bulk	74-73	MV-1796 Std Only	Umbrella type; Fits Std. to .015" O/S valve stem; Carton of 100; (RBB) Rubber	
	12	Valve Stem Seal Bulk	65	MV-1796 Std Only	Umbrella type; Fits Std. to .015" O/S valve stem; Carton of 100; (RBB) Rubber	
VALVE TRAIN	QTY	VALVE, MISC	YEARS	PART NO.	DESCRIPTION	VALVE TRAIN
	24	Keeper	74-73	VK-144 Std Only	1 groove; Square cut key groove	
	24	Keeper	74-73	VK-144R Std Only	1 groove; Square cut key groove; Hardened	
	24	Keeper	65	VK-144 Std Only	1 groove; Square cut key groove	
	24	Keeper	65	VK-144R Std Only	1 groove; Square cut key groove; Hardened	

(continued on next page)

Ford Truck (Incl. SUV's)

5 200 3.3L (3278cc) OHV L6 (12 Valve), 3.68" Bore (Ford Eng.), 1 Bbl. "VIN T" 1974-1964
(cont.)

QTY	VALVE, MISC (cont.)	YEARS	PART NO.	DESCRIPTION	
12	Spring Insert	65	259-102C Std Only	.015"; Carton of 100	
12	Spring Insert	65	259-102B Std Only	.030"; Carton of 100	
12	Spring Insert	65	259-102A Std Only	.060"; Carton of 100	
12	Spring Insert	65	259-502A Std Only	.060"; Carton of 50; O/S O.D. 1.542"	
QTY	PISTON	YEARS	PART NO.	DESCRIPTION	
6	Cast Piston	74-73	275NP Std-20-30-40-60-80	Cast; .9125" Pin Dia.; 2 Rings 5/64 Groove, 1 Ring 3/16 Groove, 1.500 CD, Recessed Head .105 deep x 2.320 dia. - 9.2:1 C.R.	
6	Cast Piston	68-65	275NP Std-20-30-40-60-80	Cast; .9125" Pin Dia.; 2 Rings 5/64 Groove, 1 Ring 3/16 Groove, 1.500 CD, Recessed Head .105 deep x 2.320 dia. - 9.2:1 C.R.	
6	Cast Piston - Individual	74-73	W275NP Std-20-30-40-60-80	Cast; .9125" Pin Dia.; 2 Rings 5/64 Groove, 1 Ring 3/16 Groove, 1.500 CD, Recessed Head .105 deep x 2.320 dia. - 9.2:1 C.R.	
6	Cast Piston - Individual	68-65	W275NP Std-20-30-40-60-80	Cast; .9125" Pin Dia.; 2 Rings 5/64 Groove, 1 Ring 3/16 Groove, 1.500 CD, Recessed Head .105 deep x 2.320 dia. - 9.2:1 C.R.	
QTY	RINGS	YEARS	PART NO.	DESCRIPTION	
1	Premium Set	74-73	E-219K Std-20-30-40-60	2-5/64, 1-3/16; Premium Moly	
1	Premium Set	68-65	E-219K Std-20-30-40-60	2-5/64, 1-3/16; Premium Moly	
1	Standard Set	74-73	E-219X Std-20-30-40-60	2-5/64, 1-3/16; Iron	
1	Standard Set	68-65	E-219X Std-20-30-40-60	2-5/64, 1-3/16; Iron	
QTY	ENGINE BEARINGS	YEARS	PART NO.	DESCRIPTION	
1	Main Set	74-73	4290M Std-10-20-30-40-60	VINTAGE; 7 full groove brgs.	
1	Main Set	68-65	4290M Std-10-20-30-40-60	VINTAGE; 7 full groove brgs.	
1	Rod Set	74-73	6-2380CP Std-10-20-30-40		
1	Rod Set	68-65	6-2380CP Std-10-20-30-40		
6	Rod Pair	74-73	2380CP Std-10-20-30-40		
6	Rod Pair	68-65	2380CP Std-10-20-30-40		
1	Cam Set	74-73	1439M Std Only		
1	Cam Set	68-65	1439M Std Only		
QTY	OIL PUMP	YEARS	PART NO.	DESCRIPTION	
1	Oil Pump	74-73	224-41146		
1	Oil Pump	65	224-41146		
1	Inter. Shaft	74-73	224-61120		
1	Inter. Shaft	65	224-61120		
1	Screen Assy.	65	224-11146	VINTAGE	
QTY	GASKETS	YEARS	PART NO.	DESCRIPTION	
1	Kit Gasket Set	74-73	260-1002	Premium valve stem seals incl.	
1	Kit Gasket Set	68-64	260-1002	Premium valve stem seals incl.	
QTY	FREEZE PLUGS	YEARS	PART NO.	DESCRIPTION	
1	Brass Block Plug Kit	74-73	381-8013		
1	Brass Block Plug Kit	68-64	381-8013		
1	Brass Deep Cup Freeze Plug	74-73	381-9031	1.750" Diameter	
1	Brass Deep Cup Freeze Plug	68-64	381-9031	1.750" Diameter	
1	Brass Shallow Cup Freeze Plug	74-73	381-7059	2.063" Diameter	
1	Brass Shallow Cup Freeze Plug	68-64	381-7059	2.063" Diameter	
1	Steel Deep Cup Freeze Plug	74-73	381-3088	0.448" Diameter	
1	Steel Deep Cup Freeze Plug	68-64	381-3088	0.448" Diameter	
1	Steel Shallow Cup Freeze Plug	74-73	381-2059	2.063" Diameter	
1	Steel Shallow Cup Freeze Plug	68-64	381-2059	2.063" Diameter	
RE-RING KIT				<i>PREMIUM</i>	<i>ECONOMY</i>
YEARS	DESCRIPTION			<i>KIT NO.</i>	<i>KIT NO.</i>
74-73	Premium valve stem seals incl.	Re-ring		205-608A	205-108A
68-65	Premium valve stem seals incl.	Re-ring		205-608A	205-108A

6 215 3.5L (3524cc) OHV L6 (12 Valve), 3.5625" Bore (Ford Eng.), 1 Bbl. 1953-1951

QTY	TIMING	YEARS	PART NO.	DESCRIPTION
1	Timing Chain	53-52	222-354	VINTAGE; Silent type; 1" wide chain; 56 Links
1	Crank Sprocket	53-52	223-250	VINTAGE; Use w/silent type chain; 21 Teeth
1	Crank Sprocket	51	223-250	Ford F Series Base; VINTAGE; Use w/silent type chain; 21 Teeth
1	Cam Sprocket	53-52	223-249	VINTAGE; Use w/silent type chain; 42 Teeth
1	Cam Sprocket	51	223-249	Ford F Series Base; VINTAGE; Use w/silent type chain; 42 Teeth
QTY	CAMSHAFT/LIFTER	YEARS	PART NO.	DESCRIPTION
12	Lifter	53-52	AT-892 Std Only	VINTAGE; Mech.; 2.380" Length

(continued on next page)

Ford Truck (Incl. SUV's)

**215 3.5L (3524cc) OHV L6 (12 Valve), 3.5625" Bore (Ford Eng.), 1 Bbl. 1953-1951 6
(cont.)**

VALVE TRAIN	QTY	PART NO.	YEARS	DESCRIPTION
	12	PUSH ROD Push Rod	53-52	RP-3021 Std Only VINTAGE; 9.8200" O.A.L.
	6	VALVE Exhaust	53-52	V-1127 Std Only VINTAGE; Rototype; Free valve; 1.5100" Head Dia., 0.3418" Stem Dia., 5.0900" O.A.L.
	12	VALVE GUIDE Guide	53-52	VG-5034 Std Only Cut to fit; 0.3430" ID, 2.5000" O.A.L
	12	VALVE SPRING Spring	53-52	VS-1575 Std Only VINTAGE; 2.1250" Free Height
	12	VALVE SEAL Valve Stem Seal	53-52	MV-1233C Std Only O-Ring; (RBB) Rubber
	12	Valve Stem Seal	53-52	ST-2001 Std Only Use w/O.E. guide; Positive type; Installation requires valve guide machining; (RBBTF) Rubber/PTFE
	12	Valve Stem Seal	53-52	MV-1903 Std Only Use w/VG-5034 repair guide; Positive type; (RBB) Rubber
	12	Valve Stem Seal Bulk	53-52	MV-1233 Std Only O-Ring; Carton of 100; (RBB) Rubber
	12	Valve Stem Seal Bulk	53-52	ST-2001BC Std Only Use w/O.E. guide; Positive type; Installation requires valve guide machining; Carton of 100; (RBBTF) Rubber/PTFE
	24	VALVE, MISC Keeper	53-52	VK-115A Std Only 1 groove; Square cut key groove; Carton pack 24
	24	Keeper	53-52	VK-115 Std Only 1 groove; Square cut key groove; Carton pack 32
	24	Keeper	53-52	VK-115R Std Only 1 groove; Square cut key groove; Hardened
	24	Keeper, Bulk	53-52	VK-115B Std Only 1 groove; Square cut key groove; Carton of 1000
BLOCK	6	PISTON Pin Bushing	53-52	1834V VINTAGE; 1.306" length
	1	RINGS Premium Set	53-52	E-237KC Std-20-30-40-60 VINTAGE; 2-3/32, 1-3/16; Premium Chrome
	1	Standard Set	53-52	E-237X Std-20-30-40-60-80 VINTAGE; 2-3/32, 1-3/16; Iron
	1	ENGINE BEARINGS Main Set	53-52	4056M Std-10-20-30 VINTAGE
	6	Rod Pair	53-52	1830CP Std-1-2-10-20-30-40- 50 VINTAGE; 1 oil hole
	1	Cam Set	53-52	1133M Std Only VINTAGE; w/o cross-drilled cam journals

221 3.6L (3622cc) L-HEAD V8 (16 Valve) (Ford), 3.0625" Bore (Ford Eng.), 1 Bbl. 1933-1932 7

16	CAMSHAFT/LIFTER Lifter	33-32	AT-770 Std Only VINTAGE; Mech.; Use MT-7034 to adjust lash
16	VALVE SPRING Spring	33-32	VS-393 Std Only VINTAGE; 2.4800" Free Height
32	VALVE, MISC Keeper	33-32	VK-88 Std Only VINTAGE; Valve guide retainer
16	Spring Insert	33-32	259-102C Std Only .015"; Carton of 100
16	Spring Insert	33-32	259-102B Std Only .030"; Carton of 100
16	Spring Insert	33-32	259-102A Std Only .060"; Carton of 100
16	Spring Insert	33-32	259-502A Std Only .060"; Carton of 50; O/S O.D. 1.542"
1	OIL PUMP Oil Pump	33-32	224-41108 VINTAGE; w/drive gear

221 3.6L (3622cc) L-HEAD V8 (16 Valve) (Ford), 3.0625" Bore (Ford Eng.), 2 Bbl. 1942-1932 8

16	CAMSHAFT/LIFTER Lifter	42-32	AT-770 Std Only VINTAGE; Mech.; Use MT-7034 to adjust lash	
16	VALVE SPRING Spring	42-32	VS-393 Std Only VINTAGE; 2.4800" Free Height	
32	VALVE, MISC Keeper	42-32	VK-88 Std Only VINTAGE; Valve guide retainer	
16	Spring Insert	42-32	259-102C Std Only .015"; Carton of 100	
16	Spring Insert	42-32	259-102B Std Only .030"; Carton of 100	
16	Spring Insert	42-32	259-102A Std Only .060"; Carton of 100	
16	Spring Insert	42-32	259-502A Std Only .060"; Carton of 50; O/S O.D. 1.542"	
BLOCK	8	PISTON Pin Bushing	42-39	9024XBS VINTAGE; .820" max. housing bore
	8	Pin Bushing	42-39	9024V VINTAGE; Split type bushing; .801" max. housing bore
	8	Pin Bushing	42-39	9024VA VINTAGE; Split type bushing; .8125" max. housing bore
	1	ENGINE BEARINGS Main Set	42-39	533M Std-10-20-30 VINTAGE
	8	Rod Pair	42-39	9800CA 10 10-20-30 VINTAGE
	1	Cam Set	42-39	1005M Std Only VINTAGE

(continued on next page)

Ford Truck (Incl. SUV's)

8 221 3.6L (3622cc) L-HEAD V8 (16 Valve) (Ford), 3.0625" Bore (Ford Eng.), 2 Bbl. 1942-1932
(cont.)

QTY	OIL PUMP	YEARS	PART NO.	DESCRIPTION
1	Oil Pump	42-32	224-41108	VINTAGE; w/drive gear

9 223 3.6L (3655cc) OHV L6 (12 Valve), 3.625" Bore (Ford Eng.), 1 Bbl. "VIN A" 1959-1954

QTY	TIMING	YEARS	PART NO.	DESCRIPTION
1	Timing Chain	59-54	222-354	VINTAGE; Silent type; 1" wide chain; 56 Links
1	Crank Sprocket	59-54	223-250	VINTAGE; Use w/silent type chain; 21 Teeth
1	Cam Sprocket	59-54	223-249	VINTAGE; Use w/silent type chain; 42 Teeth
QTY	CAMSHAFT/LIFTER	YEARS	PART NO.	DESCRIPTION
12	Lifter	59-54	AT-892 Std Only	VINTAGE; Mech.; 2.380" Length
QTY	PUSH ROD	YEARS	PART NO.	DESCRIPTION
12	Push Rod	59-54	RP-3021 Std Only	VINTAGE; 9.8200" O.A.L.
QTY	VALVE	YEARS	PART NO.	DESCRIPTION
6	Exhaust	59-54	V-1127 Std Only	VINTAGE; Rototype; Free valve; 1.5100" Head Dia., 0.3418" Stem Dia., 5.0900" O.A.L.
6	Intake	59-54	V-1115 Std Only	VINTAGE; 1.7800" Head Dia., 0.3421" Stem Dia., 5.1100" O.A.L.
QTY	VALVE GUIDE	YEARS	PART NO.	DESCRIPTION
12	Guide	59-54	VG-5034 Std Only	Cut to fit; 0.3430" ID, 2.5000" O.A.L
QTY	VALVE SPRING	YEARS	PART NO.	DESCRIPTION
12	Spring	59-54	VS-1575 Std Only	VINTAGE; 2.1250" Free Height
QTY	VALVE SEAL	YEARS	PART NO.	DESCRIPTION
12	Valve Stem Seal	59-54	MV-1599C Std Only	Umbrella type; (RBB) Rubber
12	Valve Stem Seal	59-54	ST-2001 Std Only	Use w/O.E. guide; Positive type; Installation requires valve guide machining; (RBBTF) Rubber/PTFE
12	Valve Stem Seal	59-54	MV-1903 Std Only	Use w/VG-5034 repair guide; Positive type; (RBB) Rubber
12	Valve Stem Seal Bulk	59-54	MV-1599 Std Only	Umbrella type; Carton of 100; (RBB) Rubber
12	Valve Stem Seal Bulk	59-54	ST-2001BC Std Only	Use w/O.E. guide; Positive type; Installation requires valve guide machining; Carton of 100; (RBBTF) Rubber/PTFE
QTY	VALVE, MISC	YEARS	PART NO.	DESCRIPTION
24	Keeper	59-54	VK-115A Std Only	1 groove; Square cut key groove; Carton pack 24
24	Keeper	59-54	VK-115 Std Only	1 groove; Square cut key groove; Carton pack 32
24	Keeper	59-54	VK-115R Std Only	1 groove; Square cut key groove; Hardened
24	Keeper, Bulk	59-54	VK-115B Std Only	1 groove; Square cut key groove; Carton of 1000
QTY	PISTON	YEARS	PART NO.	DESCRIPTION
6	Cast Piston	59-54	1011P Std-30-40-60-80	VINTAGE; Cast; .9122" Pin Dia.; 2 Rings 3/32 Groove, 1 Ring 3/16 Groove, 1.858 CD, Flat Head - 8.3:1 C.R.
6	Cast Piston - Individual	59-54	W1011P Std-30-40-60-80	VINTAGE; Cast; .9122" Pin Dia.; 2 Rings 3/32 Groove, 1 Ring 3/16 Groove, 1.858 CD, Flat Head - 8.3:1 C.R.
6	Pin Bushing	59-54	1834V	VINTAGE; 1.306" length
QTY	RINGS	YEARS	PART NO.	DESCRIPTION
1	Standard Set	59-54	E-156X Std-30-40	VINTAGE; 2-3/32, 1-3/16; Iron
QTY	ENGINE BEARINGS	YEARS	PART NO.	DESCRIPTION
1	Main Set	59-54	4056M Std-10-20-30	VINTAGE
6	Rod Pair	59-54	1830CP Std-1-2-10-20-30-40-50	VINTAGE; 1 oil hole
1	Cam Set	59-54	1133M Std Only	VINTAGE; w/o cross-drilled cam journals
QTY	OIL PUMP	YEARS	PART NO.	DESCRIPTION
1	Oil Pump	59-55	224-41105	VINTAGE; 1/4" drive & roll pin shaft retainer
1	Inter. Shaft	59-55	224-61104	VINTAGE; For gear type oil pump

10 223 3.6L (3655cc) OHV L6 (12 Valve), 3.625" Bore (Ford Eng.), 1 Bbl. "VIN J" 1964-1960

QTY	TIMING	YEARS	PART NO.	DESCRIPTION
1	Timing Chain	64-60	222-354	VINTAGE; Silent type; 1" wide chain; 56 Links
1	Crank Sprocket	64-60	223-250	VINTAGE; Use w/silent type chain; 21 Teeth
1	Cam Sprocket	64-60	223-249	VINTAGE; Use w/silent type chain; 42 Teeth
QTY	CAMSHAFT/LIFTER	YEARS	PART NO.	DESCRIPTION
12	Lifter	64-60	AT-892 Std Only	VINTAGE; Mech.; 2.380" Length
QTY	PUSH ROD	YEARS	PART NO.	DESCRIPTION
12	Push Rod	64-60	RP-3021 Std Only	VINTAGE; 9.8200" O.A.L.
QTY	VALVE	YEARS	PART NO.	DESCRIPTION
6	Exhaust	64-60	V-1127 Std Only	VINTAGE; Rototype; Free valve; 1.5100" Head Dia., 0.3418" Stem Dia., 5.0900" O.A.L.
6	Intake	64-60	V-1115 Std Only	VINTAGE; 1.7800" Head Dia., 0.3421" Stem Dia., 5.1100" O.A.L.

(continued on next page)

Ford Truck (Incl. SUV's)

223 3.6L (3655cc) OHV L6 (12 Valve), 3.625" Bore (Ford Eng.), 1 Bbl. "VIN J" 1964-1960 10
(cont.)

VALVE TRAIN	QTY	VALVE GUIDE	YEARS	PART NO.	DESCRIPTION
	12	Guide	64-60	VG-5034 Std Only	Cut to fit; 0.3430" ID, 2.5000" O.A.L
	12	VALVE SPRING Spring	64-60	VS-1575 Std Only	VINTAGE; 2.1250" Free Height
	12	VALVE SEAL Valve Stem Seal	64-60	MV-1599C Std Only	Umbrella type; (RBB) Rubber
	12	Valve Stem Seal	64-60	ST-2001 Std Only	Use w/O.E. guide; Positive type; Installation requires valve guide machining; (RBBTF) Rubber/PTFE
	12	Valve Stem Seal	64-60	MV-1903 Std Only	Use w/VG-5034 repair guide; Positive type; (RBB) Rubber
	12	Valve Stem Seal Bulk	64-60	MV-1599 Std Only	Umbrella type; Carton of 100; (RBB) Rubber
	12	Valve Stem Seal Bulk	64-60	ST-2001BC Std Only	Use w/O.E. guide; Positive type; Installation requires valve guide machining; Carton of 100; (RBBTF) Rubber/PTFE
	24	VALVE, MISC Keeper	64-60	VK-115A Std Only	1 groove; Square cut key groove; Carton pack 24
	24	Keeper	64-60	VK-115 Std Only	1 groove; Square cut key groove; Carton pack 32
	24	Keeper	64-60	VK-115R Std Only	1 groove; Square cut key groove; Hardened
	24	Keeper, Bulk	64-60	VK-115B Std Only	1 groove; Square cut key groove; Carton of 1000
BLOCK	6	PISTON Cast Piston	64-60	1011P Std-30-40-60-80	VINTAGE; Cast; .9122" Pin Dia.; 2 Rings 3/32 Groove, 1 Ring 3/16 Groove, 1.858 CD, Flat Head - 8.3:1 C.R.
	6	Cast Piston - Individual	64-60	W1011P Std-30-40-60-80	VINTAGE; Cast; .9122" Pin Dia.; 2 Rings 3/32 Groove, 1 Ring 3/16 Groove, 1.858 CD, Flat Head - 8.3:1 C.R.
	6	Pin Bushing	64-61	2469V	VINTAGE; 1.276" length
	6	Pin Bushing	60	1834V	VINTAGE; 1.306" length
	1	RINGS Standard Set	64-60	E-156X Std-30-40	VINTAGE; 2-3/32, 1-3/16; Iron
	1	ENGINE BEARINGS Main Set	64-60	4056M Std-10-20-30	VINTAGE
	6	Rod Pair	64-61	2465CPB 10 10-20	VINTAGE; 3 oil holes
	6	Rod Pair	60	1830CP Std-1-2-10-20-30-40-50	VINTAGE; 1 oil hole
	1	Cam Set	64-60	1133M Std Only	VINTAGE; w/o cross-drilled cam journals
	1	OIL PUMP Oil Pump	61	224-41105	VINTAGE; To 11/30/60; 1/4" drive & roll pin shaft retainer
1	Oil Pump	60	224-41105	VINTAGE; 1/4" drive & roll pin shaft retainer	
1	Inter. Shaft	60	224-61104	VINTAGE; To Ser. No. 320000; For gear type oil pump	

223 3.6L (3655cc) OHV L6 (12 Valve), 3.625" Bore (Ford Eng.), 1 Bbl. "VIN V" 1960 11

VALVE TRAIN	QTY	TIMING	YEARS	PART NO.	DESCRIPTION
	1	Timing Chain	60	222-354	VINTAGE; Silent type; 1" wide chain; 56 Links
	1	Crank Sprocket	60	223-250	VINTAGE; Use w/silent type chain; 21 Teeth
	1	Cam Sprocket	60	223-249	VINTAGE; Use w/silent type chain; 42 Teeth
	12	CAMSHAFT/LIFTER Lifter	60	AT-892 Std Only	VINTAGE; Mech.; 2.380" Length
	12	PUSH ROD Push Rod	60	RP-3021 Std Only	VINTAGE; 9.8200" O.A.L.
	6	VALVE Exhaust	60	V-1127 Std Only	VINTAGE; Rototype; Free valve; 1.5100" Head Dia., 0.3418" Stem Dia., 5.0900" O.A.L.
	6	Intake	60	V-1115 Std Only	VINTAGE; 1.7800" Head Dia., 0.3421" Stem Dia., 5.1100" O.A.L.
	12	VALVE GUIDE Guide	60	VG-5034 Std Only	Cut to fit; 0.3430" ID, 2.5000" O.A.L
	12	VALVE SPRING Spring	60	VS-1575 Std Only	VINTAGE; 2.1250" Free Height
	12	VALVE SEAL Valve Stem Seal	60	MV-1599C Std Only	Umbrella type; (RBB) Rubber
	12	Valve Stem Seal	60	ST-2001 Std Only	Use w/O.E. guide; Positive type; Installation requires valve guide machining; (RBBTF) Rubber/PTFE
	12	Valve Stem Seal	60	MV-1903 Std Only	Use w/VG-5034 repair guide; Positive type; (RBB) Rubber
	12	Valve Stem Seal Bulk	60	MV-1599 Std Only	Umbrella type; Carton of 100; (RBB) Rubber
	12	Valve Stem Seal Bulk	60	ST-2001BC Std Only	Use w/O.E. guide; Positive type; Installation requires valve guide machining; Carton of 100; (RBBTF) Rubber/PTFE
	24	VALVE, MISC Keeper	60	VK-115A Std Only	1 groove; Square cut key groove; Carton pack 24
	24	Keeper	60	VK-115 Std Only	1 groove; Square cut key groove; Carton pack 32
	24	Keeper	60	VK-115R Std Only	1 groove; Square cut key groove; Hardened

(continued on next page)

Ford Truck (Incl. SUV's)

11 223 3.6L (3655cc) OHV L6 (12 Valve), 3.625" Bore (Ford Eng.), 1 Bbl. "VIN V" 1960 (cont.)

QTY	VALVE, MISC (cont.)	YEARS	PART NO.	DESCRIPTION
24	Keeper, Bulk	60	VK-115B Std Only	1 groove; Square cut key groove; Carton of 1000
6	PISTON Cast Piston	60	1011P Std-30-40-60-80	VINTAGE; Cast; .9122" Pin Dia.; 2 Rings 3/32 Groove, 1 Ring 3/16 Groove, 1.858 CD, Flat Head - 8.3:1 C.R.
6	Cast Piston - Individual	60	W1011P Std-30-40-60-80	VINTAGE; Cast; .9122" Pin Dia.; 2 Rings 3/32 Groove, 1 Ring 3/16 Groove, 1.858 CD, Flat Head - 8.3:1 C.R.
6	Pin Bushing	60	1834V	VINTAGE; 1.306" length
1	RINGS Standard Set	60	E-156X Std-30-40	VINTAGE; 2-3/32, 1-3/16; Iron
1	ENGINE BEARINGS Main Set	60	4056M Std-10-20-30	VINTAGE
6	Rod Pair	60	1830CP Std-1-2-10-20-30-40-50	VINTAGE; 1 oil hole
1	Cam Set	60	1133M Std Only	VINTAGE; w/o cross-drilled cam journals
1	OIL PUMP Oil Pump	60	224-41105	VINTAGE; 1/4" drive & roll pin shaft retainer
1	Inter. Shaft	60	224-61104	VINTAGE; To Ser. No. 320000; For gear type oil pump

12 226 3.7L (3704cc) L-HEAD L6 (12 Valve), 3.2969" Bore (Ford Eng.), 1 Bbl. 1951-1947

QTY	CAMSHAFT/LIFTER	YEARS	PART NO.	DESCRIPTION
12	Lifter	48-47	AT-770 Std Only	VINTAGE; Mech.; Use MT-7034 to adjust lash
12	VALVE GUIDE Guide	51-47	VG-406 Std Only	VINTAGE; 0.3435" ID, 2.9210" O.A.L.
6	VALVE SEAT Seat	51-48	245-1625-15 Std Only	VINTAGE; Loc. Exh.; 1.6300" OD, 1.3750" ID, 0.2656" Depth
24	VALVE, MISC Keeper	51-47	VK-115A Std Only	1 groove; Square cut key groove; Carton pack 24
24	Keeper	51-47	VK-115 Std Only	1 groove; Square cut key groove; Carton pack 32
24	Keeper	51-47	VK-115R Std Only	1 groove; Square cut key groove; Hardened
24	Keeper, Bulk	51-47	VK-115B Std Only	1 groove; Square cut key groove; Carton of 1000
6	PISTON Pin Bushing	51-47	1229VA	VINTAGE
1	ENGINE BEARINGS Main Set	51-47	645M 10 10	VINTAGE
6	Rod Pair	51-47	1525CA 10 10-20	VINTAGE
1	Cam Set	51-47	1089M Std Only	VINTAGE

13 239 3.9L (3917cc) OHV V8 (16 Valve) (Ford), 3.5" Bore (Ford Eng.), 2 Bbl. "VIN U" 1954

QTY	TIMING	YEARS	PART NO.	DESCRIPTION
1	Timing Chain	54	222-354	VINTAGE; Silent type; 1" wide chain; 56 Links
1	Crank Sprocket	54	223-250	VINTAGE; Use w/silent type chain; 21 Teeth
1	Cam Sprocket	54	223-249	VINTAGE; Use w/silent type chain; 42 Teeth
16	CAMSHAFT/LIFTER Lifter	54	AT-872 Std Only	Mech.; 1.830" Length
16	Lifter, Bulk	54	AT-872B Std Only	Mech.; Carton of 122
16	PUSH ROD Push Rod	54	RP-3017 Std Only	VINTAGE; 8.2580" O.A.L.
8	VALVE Exhaust	54	V-1127 Std Only	VINTAGE; Rototype; Free valve; 1.5100" Head Dia., 0.3418" Stem Dia., 5.0900" O.A.L.
8	Intake	54	V-1128 Std Only	VINTAGE; 1.6470" Head Dia., 0.3420" Stem Dia., 5.0900" O.A.L.
8	VALVE GUIDE Guide	54	VG-5034 Std Only	Loc. Exh.; Cut to fit; 0.3430" ID, 2.5000" O.A.L.
16	VALVE SEAL Valve Stem Seal	54	MV-1599C Std Only	Umbrella type; (RBB) Rubber
16	Valve Stem Seal	54	ST-2001 Std Only	Use w/O.E. guide; Positive type; Installation requires valve guide machining; (RBBTF) Rubber/PTFE
16	Valve Stem Seal	54	MV-1903 Std Only	Use w/repair guide; Positive type; (RBB) Rubber
16	Valve Stem Seal Bulk	54	MV-1599 Std Only	Umbrella type; Carton of 100; (RBB) Rubber
16	Valve Stem Seal Bulk	54	ST-2001BC Std Only	Use w/O.E. guide; Positive type; Installation requires valve guide machining; Carton of 100; (RBBTF) Rubber/PTFE
32	VALVE, MISC Keeper	54	VK-115A Std Only	1 groove; Square cut key groove; Carton pack 24

(continued on next page)

Ford Truck (Incl. SUV's)

239 3.9L (3917cc) OHV V8 (16 Valve) (Ford), 3.5" Bore (Ford Eng.), 2 Bbl. "VIN U" 1954 13
(cont.)

	QTY	VALVE, MISC (cont.)	YEARS	PART NO.	DESCRIPTION
BLOCK	32	Keeper	54	VK-115 Std Only	1 groove; Square cut key groove; Carton pack 32
	32	Keeper	54	VK-115R Std Only	1 groove; Square cut key groove; Hardened
	32	Keeper, Bulk	54	VK-115B Std Only	1 groove; Square cut key groove; Carton of 1000
	8	PIN BUSHING	54	1834V	VINTAGE; 1.306" length
	8	SLEEVE	54	SL-15M Std Only	VINTAGE; 3/32" wall, Must be cut to correct length
	1	ENGINE BEARINGS	54	884M Std-10-20-30-40-50	VINTAGE
	1	Rod Set	54	8-2000CPA Std-10-20-30-40	VINTAGE
	8	Rod Pair	54	2000CPA Std-1-10-20-30-40	VINTAGE
	1	Cam Set	54	1223M Std Only	VINTAGE; w/Cross-drilled No. 3 cam journal

239 3.9L (3917cc) OHV V8 (16 Valve) (Ford), 3.5" Bore (Ford Eng.), 2 Bbl. 1955-1954 14

	QTY	TIMING	YEARS	PART NO.	DESCRIPTION
VALVE TRAIN	1	Timing Chain	55-54	222-354	VINTAGE; Silent type; 1" wide chain; 56 Links
	1	Crank Sprocket	55-54	223-250	VINTAGE; Use w/silent type chain; 21 Teeth
	1	Cam Sprocket	55-54	223-249	VINTAGE; Use w/silent type chain; 42 Teeth
	16	CAMSHAFT/LIFTER	55-54	AT-872 Std Only	Mech.; 1.830" Length
	16	Lifter	55-54	AT-892 Std Only	Exc. Ford Courier Sedan Delivery Base, F Series Base; VINTAGE; Mech.; 2.380" Length
	16	Lifter, Bulk	55-54	AT-872B Std Only	Mech.; Carton of 122
	16	PUSH ROD	55-54	RP-3017 Std Only	VINTAGE; 8.2580" O.A.L.
	8	VALVE	55-54	V-1127 Std Only	VINTAGE; Rototype; Free valve; 1.5100" Head Dia., 0.3418" Stem Dia., 5.0900" O.A.L.
	8	Intake	55-54	V-1128 Std Only	VINTAGE; 1.6470" Head Dia., 0.3420" Stem Dia., 5.0900" O.A.L.
	8	VALVE GUIDE	55-54	VG-5034 Std Only	Loc. Exh.; Cut to fit; 0.3430" ID, 2.5000" O.A.L
	16	VALVE SPRING	55	VS-1575 Std Only	VINTAGE; 2.1250" Free Height
	16	VALVE SEAL	55-54	MV-1599C Std Only	Umbrella type; (RBB) Rubber
	16	Valve Stem Seal	55-54	ST-2001 Std Only	Use w/O.E. guide; Positive type; Installation requires valve guide machining; (RBBTF) Rubber/PTFE
	16	Valve Stem Seal	55-54	MV-1903 Std Only	Use w/repair guide; Positive type; (RBB) Rubber
	16	Valve Stem Seal Bulk	55-54	MV-1599 Std Only	Umbrella type; Carton of 100; (RBB) Rubber
	16	Valve Stem Seal Bulk	55-54	ST-2001BC Std Only	Use w/O.E. guide; Positive type; Installation requires valve guide machining; Carton of 100; (RBBTF) Rubber/PTFE
	32	VALVE, MISC	55-54	VK-115A Std Only	1 groove; Square cut key groove; Carton pack 24
	32	Keeper	55-54	VK-115 Std Only	1 groove; Square cut key groove; Carton pack 32
	32	Keeper	55-54	VK-115R Std Only	1 groove; Square cut key groove; Hardened
	32	Keeper, Bulk	55-54	VK-115B Std Only	1 groove; Square cut key groove; Carton of 1000
BLOCK	8	PIN BUSHING	55-54	1834V	VINTAGE; 1.306" length
	8	SLEEVE	55-54	SL-15M Std Only	VINTAGE; 3/32" wall, Must be cut to correct length
	1	ENGINE BEARINGS	55-54	884M Std-10-20-30-40-50	VINTAGE
	1	Rod Set	55-54	8-2000CPA Std-10-20-30-40	VINTAGE
	8	Rod Pair	55-54	2000CPA Std-1-10-20-30-40	VINTAGE
	1	Cam Set	55-54	1223M Std Only	VINTAGE; w/Cross-drilled No. 3 cam journal
	1	Cam Set	55	1160M Std Only	VINTAGE; w/Grooved No. 3 cam journal
	1	OIL PUMP	55	224-41123	VINTAGE
1	Pump Repair Kit	55	224-51297	VINTAGE; Rotor type	

239.4 3.9L (3924cc) L-HEAD V8 (16 Valve) (Ford/Mercury), 3.1875" Bore (Ford Eng.), 2 Bbl. 1953-1939 15

	QTY	TIMING	YEARS	PART NO.	DESCRIPTION
	1	Gear Set	53-49	221-2727S	VINTAGE; 221-2702 not sold separately; (1) 221-2701; (1) 221-2702
	1	Crank Gear	48-41	221-4704	VINTAGE; 22 Teeth

(continued on next page)

Ford Truck (Incl. SUV's)

15 239.4 3.9L (3924cc) L-HEAD V8 (16 Valve) (Ford/Mercury), 3.1875" Bore (Ford Eng.), 2 Bbl. 1953-1939
(cont.)

QTY	TIMING (cont.)	YEARS	PART NO.	DESCRIPTION
1	Cam Gear	48-41	221-4706	VINTAGE; Alum.; 44 Teeth
QTY	CAMSHAFT/LIFTER	YEARS	PART NO.	DESCRIPTION
16	Lifter	53-39	AT-770 Std Only	VINTAGE; Mech.; Use MT-7034 to adjust lash
QTY	VALVE	YEARS	PART NO.	DESCRIPTION
8	Intake	53-51	V-1041 Std Only	VINTAGE; Loc. Exh.; 1.5100" Head Dia., 0.3410" Stem Dia., 4.8170" O.A.L.
8	Intake	53-51	V-1041 Std Only	VINTAGE; Loc. Int.; 1.5100" Head Dia., 0.3410" Stem Dia., 4.8170" O.A.L.
8	Intake	50-48	V-967 Std Only	VINTAGE; Loc. Exh.; 1.5100" Head Dia., 0.3410" Stem Dia., 4.8190" O.A.L.
8	Intake	50-48	V-967 Std Only	VINTAGE; Loc. Int.; 1.5100" Head Dia., 0.3410" Stem Dia., 4.8190" O.A.L.
QTY	VALVE GUIDE	YEARS	PART NO.	DESCRIPTION
16	Guide	53-48	VG-428 Std Only	VINTAGE; 0.3435" ID, 2.2000" O.A.L
QTY	VALVE SPRING	YEARS	PART NO.	DESCRIPTION
16	Spring	53-51	VS-392 Std Only	VINTAGE; 2.2000" Free Height
16	Spring	50-39	VS-393 Std Only	VINTAGE; 2.4800" Free Height
QTY	VALVE SEAL	YEARS	PART NO.	DESCRIPTION
8	Valve Stem Seal	53-48	MV-1231 Std Only	VINTAGE; O-Ring; Carton of 50; (RBB) Rubber
QTY	VALVE SEAT	YEARS	PART NO.	DESCRIPTION
16	Seat	53-44	245-1625-15 Std Only	VINTAGE; Loc. Int.; 1.6300" OD, 1.3750" ID, 0.2656" Depth
QTY	VALVE, MISC	YEARS	PART NO.	DESCRIPTION
32	Keeper	53-48	VK-115A Std Only	1 groove; Square cut key groove; Carton pack 24
32	Keeper	53-48	VK-115 Std Only	1 groove; Square cut key groove; Carton pack 32
32	Keeper	53-48	VK-115R Std Only	1 groove; Square cut key groove; Hardened
16	Keeper	53-39	VK-88 Std Only	VINTAGE; Valve guide retainer
32	Keeper, Bulk	53-48	VK-115B Std Only	1 groove; Square cut key groove; Carton of 1000
QTY	PISTON	YEARS	PART NO.	DESCRIPTION
8	Cast Piston	53-39	1003P + Std-60	Cast; .75" Pin Dia.; 2 Rings 3/32 Groove, 2 Rings 3/16 Groove, 1.519 plus .210 crown CD, Crowned Head w/ring below pin - 7.0:1 C.R.; Not factory duplicate; Repl. O.E. No. 8BA-6108A; Superseded - When depleted use 1003NP
8	Cast Piston	53-39	1003NP Std-30-40-60-80	VINTAGE; Cast
8	Cast Piston - Individual	53-39	W1003NP Std-30-40-60	
8	Cast Piston - Individual	53-39	W1003P 20 20-80	VINTAGE; Cast; .75" Pin Dia.; 2 Rings 3/32 Groove, 2 Rings 3/16 Groove, 1.519 plus .210 crown CD, Crowned Head w/ring below pin - 7.0:1 C.R.; Not factory duplicate; Repl. O.E. No. 8BA-6108A
8	Pin Bushing	53-39	9024XBS	VINTAGE; .820" max. housing bore
8	Pin Bushing	53-39	9024VA	VINTAGE; Split type bushing; .8125" max. housing bore
8	Pin Bushing	48-39	9024V	VINTAGE; Split type bushing; .801" max. housing bore
QTY	RINGS	YEARS	PART NO.	DESCRIPTION
1	Premium Set	53-39	E-247KC 30 30-40-60	VINTAGE; 2-3/32, 2-3/16; Premium Chrome
1	Standard Set	53-39	E-247X Std-30-40	VINTAGE; 2-3/32, 2-3/16; Iron
QTY	SLEEVE	YEARS	PART NO.	DESCRIPTION
8	Dry Sleeve	53-39	SL-140M Std Only	VINTAGE; Flanged, finished bore sleeve; NOTE: Use SL-140M w/3.377" OD when block is not milled between valves and bore; Grind valve reliefs if necessary
QTY	ENGINE BEARINGS	YEARS	PART NO.	DESCRIPTION
1	Main Set	53-49	646M Std-10-20-30	VINTAGE
1	Main Set	48-39	533M Std-10-20-30	VINTAGE; 100 HP
1	Main Set	48	646M Std-10-20-30	VINTAGE; Exc. 100 HP
1	Rod Set	53-48	8-1505CAA Std-10-20	VINTAGE
8	Rod Pair	53-48	9805CA 10 10-20-30	VINTAGE; 100 HP
8	Rod Pair	53-48	1505CAA Std-10-20-30-40	VINTAGE; Exc. 100 HP
1	Cam Set	53-39	1005M Std Only	VINTAGE
QTY	OIL PUMP	YEARS	PART NO.	DESCRIPTION
1	Oil Pump	53-49	224-41108	VINTAGE; w/drive gear
1	Oil Pump	48-44	224-41108	VINTAGE; Requires fabrication of a screen; w/drive gear

16 240 3.9L (3934cc) OHV L6 (12 Valve), 4" Bore (Ford Eng.), 1 Bbl. "VIN 1" 1976-1972

QTY	TIMING	YEARS	PART NO.	DESCRIPTION
1	Gear Set	74-72	221-2764S	58 tooth H/D metal cam gear & 29 tooth crank gear incl.; 221-2763 & 221-2764 not sold separately; (1) 221-2763; (1) 221-2764
1	Gear Set	74-72	221-2750AS	Alum. cam gear; Replace in sets only; 221-2765 not sold separately; (1) 221-2750A; (1) 221-2765

(continued on next page)

Ford Truck (Incl. SUV's)

240 3.9L (3934cc) OHV L6 (12 Valve), 4" Bore (Ford Eng.), 1 Bbl. "VIN 1" 1976-1972 16
(cont.)

QTY	TIMING (cont.)	YEARS	PART NO.	DESCRIPTION
1	Cam Gear	74-72	221-2750L	Laminated silent type cam gear; 58 Teeth
QTY	CAMSHAFT/LIFTER	YEARS	PART NO.	DESCRIPTION
1	Camshaft	74-72	CS-1230	Hydraulic, (050) Duration at .050 Lobe Lift, 192 Exh., 192 Int., 50 Degrees Lobe Separation
1	Prelube		55-403 Std Only	1.5 oz. packet
1	Prelube		55-400 Std Only	4 oz. bottle; 1.5 oz. packet No. 55-403 also avail.
12	Lifter	74-72	HT-900 Std Only	Hyd.
12	Lifter, Bulk	74-72	HT-900B Std Only	Hyd.; Carton of 122
QTY	CAM KIT	YEARS	PART NO.	DESCRIPTION
1	Cam/Lifter Kit	74-72	KC-1230	Hyd.; (1) 55-403B; (1) CS-1230; (12) HT-900
1	Cam/Lifter/Timing Kit	74-72	KCT-1230C	Hyd.; 58 tooth H/D metal cam gear & 29 tooth crank gear incl.; (1) 221-2764S; (1) 55-403B; (1) CS-1230; (12) HT-900
QTY	PUSH ROD	YEARS	PART NO.	DESCRIPTION
12	Push Rod	74-72	RP-3183 Std Only	Std. length; 10.1400" O.A.L.
12	Push Rod, Bulk	74-72	BRP-3183 Std Only	Std. length; Carton of 100; 10.1640" O.A.L.
QTY	ROCKER PARTS	YEARS	PART NO.	DESCRIPTION
12	Arm Assy.	74-72	R-854 Std Only	Incl. arm, ball & 2-nuts; Incl. 3/8" nut; Incl. 5/16" nut
12	Arm Assy., Bulk	74-72	R-854B Std Only	Incl. arm, ball & 2-nuts; Incl. 3/8" nut; Incl. 5/16" nut; Carton of 64
12	Arm	74-72	R-854A Std Only	
12	Rocker Arm Ball	74-72	MR-1809 Std Only	
12	Rocker Arm Ball	74-72	MR-1809B Std Only	Carton of 500
12	Nut	74-72	MR-1823 Std Only	5/16" x 24
12	Nut	74-72	MR-1751 Std Only	Self-locking, 3/8" x 24 threads
12	Stud	74-72	MR-1902 Std Only	.006" O/S, .378" X 24 x 2.600"
12	Stud	74-72	MR-1901 Std Only	3/8" x 24 x 2.600"
QTY	VALVE	YEARS	PART NO.	DESCRIPTION
6	Exhaust	74-72	V-2040 Std Only	VINTAGE; Chrome plated stem; 1.5600" Head Dia., 0.3419" Stem Dia., 4.8100" O.A.L.
6	Intake	74-72	V-2041 Std-15	Chrome plated stem; 1.7800" Head Dia., 0.3420" Stem Dia., 4.8100" O.A.L.
QTY	VALVE GUIDE	YEARS	PART NO.	DESCRIPTION
6	Guide	74-72	VG-5038 Std Only	Loc. Int.; 0.3430" ID, 2.1200" O.A.L
6	Guide, Bulk	74-72	VG-5038B Std Only	Loc. Int.; Carton of 50; 0.3430" ID, 2.1200" O.A.L
QTY	VALVE SPRING	YEARS	PART NO.	DESCRIPTION
6	Spring	74-72	VS-656 Std Only	Loc. Exh.; Use w/Rotators; 1.8750" Free Height
6	Spring	74-72	VS-648 Std Only	Loc. Exh.; w/o Rotators; 1.9900" Free Height
6	Spring	74-72	VS-648 Std Only	Loc. Int.; w/o Rotators; 1.9900" Free Height
QTY	VALVE SEAL	YEARS	PART NO.	DESCRIPTION
12	Valve Stem Seal	74-72	MV-1599C Std Only	Umbrella type; (RBB) Rubber
12	Valve Stem Seal	74-72	ST-2001 Std Only	Use w/O.E. guide; Positive type; Installation requires valve guide machining; (RBBTF) Rubber/PTFE
12	Valve Stem Seal	74-72	MV-1903 Std Only	Use w/VG-5038 repair guide; Positive type; (RBB) Rubber
12	Valve Stem Seal Bulk	74-72	MV-1599 Std Only	Umbrella type; Carton of 100; (RBB) Rubber
12	Valve Stem Seal Bulk	74-72	ST-2001BC Std Only	Use w/O.E. guide; Positive type; Installation requires valve guide machining; Carton of 100; (RBBTF) Rubber/PTFE
QTY	VALVE SEAT	YEARS	PART NO.	DESCRIPTION
6	Seat	74-72	245-1687-1 Std Only	Loc. Exh.; 1.6925" OD, 1.4060" ID, 0.2480" Depth
6	Seat	74-72	245-1687-1N Std Only	Loc. Exh.; Premium Material; 1.6925" OD, 1.4060" ID, 0.2480" Depth
6	Seat	74-72	245-1812-3 Std Only	Loc. Int.; 1.8175" OD, 1.5000" ID, 0.2160" Depth
QTY	VALVE, MISC	YEARS	PART NO.	DESCRIPTION
24	Keeper	74-72	VK-115A Std Only	1 groove; Square cut key groove; Carton pack 24
24	Keeper	74-72	VK-115 Std Only	1 groove; Square cut key groove; Carton pack 32
24	Keeper	74-72	VK-115R Std Only	1 groove; Square cut key groove; Hardened
24	Keeper, Bulk	74-72	VK-115B Std Only	1 groove; Square cut key groove; Carton of 1000
12	Spring Insert	74-72	259-103C Std Only	.015"; ID 1.030"; Carton of 100
12	Spring Insert	74-72	259-103B Std Only	.030"; ID 1.030"; Carton of 100
12	Spring Insert	74-72	259-103BRS Std Only	.030"; ID 1.030"; Carton of 500
12	Spring Insert	74-72	259-103A Std Only	.060"; ID 1.030"; Carton of 100
12	Spring Insert	74-72	259-103ARS Std Only	.060"; ID 1.030"; Carton of 500
6	Rotocap Assy.	74-72	RC-128SA Std Only	Loc. Exh.; Incl. VS-656 spring
6	Rotocap	74-72	RC-128S Std Only	Loc. Exh.
QTY	PISTON	YEARS	PART NO.	DESCRIPTION
6	Cast Piston	74-72	352AP 30 30-40-60	Cast; .9751" Pin Dia.; 2 Rings 5/64 Groove, 1 Ring 3/16 Groove, 1.585 CD, Recessed Head .080 deep x 2.480 dia. - 7.2:1 C.R.

VALVE TRAIN

VALVE TRAIN

(continued on next page)

Ford Truck (Incl. SUV's)

16 240 3.9L (3934cc) OHV L6 (12 Valve), 4" Bore (Ford Eng.), 1 Bbl. "VIN 1" 1976-1972

(cont.)

BLOCK	QTY	RINGS	YEARS	PART NO.	DESCRIPTION	BLOCK
	1	Premium Set	74-72	E-464KC Std-20-30-40	2-5/64, 1-3/16; Premium Chrome	
	1	Premium Set	74-72	E-229K Std-20-30-40-60	2-5/64, 1-3/16; Premium Moly	
	1	Standard Set	74-72	E-229X Std-20-30-40-60	2-5/64, 1-3/16; Iron	
	6	Standard Single Cylinder Set	74-72	WE-229X Std Only	2-5/64, 1-3/16; Iron	
	QTY	SLEEVE	YEARS	PART NO.	DESCRIPTION	
	6	Repair Sleeve	74-72	SL-22Y Std Only	1/8" wall, must be cut to correct length; O.A.L. 10.250"	
	6	Repair Sleeve	74-72	SL-22M Std Only	3/32" wall, must be cut to correct length; O.A.L. 10.250"	
	QTY	ENGINE BEARINGS	YEARS	PART NO.	DESCRIPTION	
	1	Main Set	74-72	4916M Std-1-10-20-30-40-60	3.602" max. flange OD	
1	Main Set	74-72	7153M 10 10-20-30	3.602" max. flange OD; .020" O/S length flange brg.		
1	Rod Set	74-72	6-3150CPA Std-1-10-20-30-40-50	6-3150CAA 60 avail. as unplated & resizeable		
1	Rod Set	74-72	6-3150CAA 60 60	Unplated & resizeable		
1	Rod Set	74-72	6-3150CPA 10X2 10X2-20X2	Use in .002" O/S Rod Bore		
6	Rod Pair	74-72	3150CPA Std-1-2-10-20-30-40-50			
1	Cam Set	74-72	1450M Std Only			
QTY	OIL PUMP	YEARS	PART NO.	DESCRIPTION		
1	Oil Pump	74-72	224-41124			
1	Oil Pump	74-72	224-41124V	High Volume, check pan for clearance		
1	Inter. Shaft	74-72	224-61124			
1	Screen Assy.	74-72	224-14124	Ford F-100 Pickup Base, F-250 Pickup Base; 4WD		
QTY	GASKETS	YEARS	PART NO.	DESCRIPTION		
1	Kit Gasket Set	76-72	260-1006	Premium valve stem seals incl.		
QTY	FREEZE PLUGS	YEARS	PART NO.	DESCRIPTION		
1	Brass Block Plug Kit	76-72	381-8014			
1	Steel Block Plug Kit	76-72	381-4013			
1	Brass Shallow Cup Freeze Plug	76-72	381-7126	1.625" Diameter		
1	Brass Shallow Cup Freeze Plug	76-72	381-7059	2.063" Diameter		
1	Steel Shallow Cup Freeze Plug	76-72	381-2126	1.625" Diameter		
1	Steel Shallow Cup Freeze Plug	76-72	381-2059	2.063" Diameter		
1	Steel Shallow Cup Freeze Plug	76-72	381-2074	2.188" Diameter		
KITS	RE-RING KIT				PREMIUM KIT NO.	ECONOMY KIT NO.
	YEARS	DESCRIPTION				
	74-72	Premium valve stem seals incl.	Re-ring		205-612	205-112
74-72	Premium valve stem seals incl.; w/3.602" max. brg. flange OD	Re-ring w/Mains		205-612M	205-112M	
KITS	OVERHAUL KIT				PREMIUM KIT NO.	ECONOMY KIT NO.
	YEARS	DESCRIPTION				
	74-72	Premium valve stem seals incl.; 58 tooth H/D metal cam gear & 29 tooth crank gear incl.; w/3.602" max. brg. flange OD	Master w/o Pistons		MK-612E	MK-112E

17 240 3.9L (3934cc) OHV L6 (12 Valve), 4" Bore (Ford Eng.), 1 Bbl. "VIN A" 1976-1966

VALVE TRAIN	QTY	TIMING	YEARS	PART NO.	DESCRIPTION	VALVE TRAIN
	1	Gear Set	74-66	221-2764S	58 tooth H/D metal cam gear & 29 tooth crank gear incl.; 221-2763 & 221-2764 not sold separately; (1) 221-2763; (1) 221-2764	
	1	Gear Set	74-66	221-2750AS	Alum. cam gear; Replace in sets only; 221-2765 not sold separately; (1) 221-2750A; (1) 221-2765	
	1	Cam Gear	74-66	221-2750L	Laminated silent type cam gear; 58 Teeth	
	QTY	CAMSHAFT/LIFTER	YEARS	PART NO.	DESCRIPTION	
	1	Camshaft	74-66	CS-1230	Hydraulic, (050) Duration at .050 Lobe Lift, 192 Exh., 192 Int., 50 Degrees Lobe Separation	
	1	Prelube		55-403 Std Only	1.5 oz. packet	
	1	Prelube		55-400 Std Only	4 oz. bottle; 1.5 oz. packet No. 55-403 also avail.	
	12	Lifter	74-66	HT-900 Std Only	Hyd.	
	12	Lifter, Bulk	74-66	HT-900B Std Only	Hyd.; Carton of 122	
QTY	CAM KIT	YEARS	PART NO.	DESCRIPTION		
1	Cam/Lifter Kit	74-66	KC-1230	Hyd.; (1) 55-403B; (1) CS-1230; (12) HT-900		
1	Cam/Lifter/Timing Kit	74-66	KCT-1230C	Hyd.; 58 tooth H/D metal cam gear & 29 tooth crank gear incl.; (1) 221-2764S; (1) 55-403B; (1) CS-1230; (12) HT-900		
QTY	PUSH ROD	YEARS	PART NO.	DESCRIPTION		
12	Push Rod	74-66	RP-3183 Std Only	Std. length; 10.1400" O.A.L.		
12	Push Rod, Bulk	74-66	BRP-3183 Std Only	Std. length; Carton of 100; 10.1640" O.A.L.		

(continued on next page)

Ford Truck (Incl. SUV's)

240 3.9L (3934cc) OHV L6 (12 Valve), 4" Bore (Ford Eng.), 1 Bbl. "VIN A" 1976-1966 17
(cont.)

QTY	ROCKER PARTS	YEARS	PART NO.	DESCRIPTION
12	Arm Assy.	74-66	R-854 Std Only	Incl. arm, ball & 2-nuts; Incl. 3/8" nut; Incl. 5/16" nut
12	Arm Assy., Bulk	74-66	R-854B Std Only	Incl. arm, ball & 2-nuts; Incl. 3/8" nut; Incl. 5/16" nut; Carton of 64
12	Arm	74-66	R-854A Std Only	
12	Rocker Arm Ball	74-66	MR-1809 Std Only	
12	Rocker Arm Ball	74-66	MR-1809B Std Only	Carton of 500
12	Nut	74-66	MR-1823 Std Only	5/16" x 24
12	Nut	74-66	MR-1751 Std Only	Self-locking, 3/8" x 24 threads
12	Stud	74-66	MR-1902 Std Only	.006" O/S, .378" X 24 x 2.600"
12	Stud	74-66	MR-1901 Std Only	3/8" x 24 x 2.600"
QTY	VALVE	YEARS	PART NO.	DESCRIPTION
6	Exhaust	74-66	V-2040 Std Only	VINTAGE; Chrome plated stem; 1.5600" Head Dia., 0.3419" Stem Dia., 4.8100" O.A.L.
6	Intake	74-66	V-2041 Std-15	Chrome plated stem; 1.7800" Head Dia., 0.3420" Stem Dia., 4.8100" O.A.L.
QTY	VALVE GUIDE	YEARS	PART NO.	DESCRIPTION
6	Guide	74-66	VG-5038 Std Only	Loc. Int.; 0.3430" ID, 2.1200" O.A.L
6	Guide, Bulk	74-66	VG-5038B Std Only	Loc. Int.; Carton of 50; 0.3430" ID, 2.1200" O.A.L
QTY	VALVE SPRING	YEARS	PART NO.	DESCRIPTION
6	Spring	74-66	VS-656 Std Only	Loc. Exh.; Use w/Rotators; 1.8750" Free Height
6	Spring	74-66	VS-648 Std Only	Loc. Exh.; w/o Rotators; 1.9900" Free Height
6	Spring	74-66	VS-648 Std Only	Loc. Int.; w/o Rotators; 1.9900" Free Height
QTY	VALVE SEAL	YEARS	PART NO.	DESCRIPTION
12	Valve Stem Seal	74-66	MV-1599C Std Only	Umbrella type; (RBB) Rubber
12	Valve Stem Seal	74-66	ST-2001 Std Only	Use w/O.E. guide; Positive type; Installation requires valve guide machining; (RBBTF) Rubber/PTFE
12	Valve Stem Seal	74-66	MV-1903 Std Only	Use w/VG-5038 repair guide; Positive type; (RBB) Rubber
12	Valve Stem Seal Bulk	74-66	MV-1599 Std Only	Umbrella type; Carton of 100; (RBB) Rubber
12	Valve Stem Seal Bulk	74-66	ST-2001BC Std Only	Use w/O.E. guide; Positive type; Installation requires valve guide machining; Carton of 100; (RBBTF) Rubber/PTFE
QTY	VALVE SEAT	YEARS	PART NO.	DESCRIPTION
6	Seat	74-66	245-1687-1 Std Only	Loc. Exh.; 1.6925" OD, 1.4060" ID, 0.2480" Depth
6	Seat	74-66	245-1687-1N Std Only	Loc. Exh.; Premium Material; 1.6925" OD, 1.4060" ID, 0.2480" Depth
6	Seat	74-66	245-1812-3 Std Only	Loc. Int.; 1.8175" OD, 1.5000" ID, 0.2160" Depth
QTY	VALVE, MISC	YEARS	PART NO.	DESCRIPTION
24	Keeper	74-66	VK-115A Std Only	1 groove; Square cut key groove; Carton pack 24
24	Keeper	74-66	VK-115 Std Only	1 groove; Square cut key groove; Carton pack 32
24	Keeper	74-66	VK-115R Std Only	1 groove; Square cut key groove; Hardened
24	Keeper, Bulk	74-66	VK-115B Std Only	1 groove; Square cut key groove; Carton of 1000
12	Spring Insert	74-66	259-103C Std Only	.015"; ID 1.030"; Carton of 100
12	Spring Insert	74-66	259-103B Std Only	.030"; ID 1.030"; Carton of 100
12	Spring Insert	74-66	259-103BRS Std Only	.030"; ID 1.030"; Carton of 500
12	Spring Insert	74-66	259-103A Std Only	.060"; ID 1.030"; Carton of 100
12	Spring Insert	74-66	259-103ARS Std Only	.060"; ID 1.030"; Carton of 500
6	Rotocap Assy.	74-66	RC-128SA Std Only	Loc. Exh.; Incl. VS-656 spring
6	Rotocap	74-66	RC-128S Std Only	Loc. Exh.
QTY	PISTON	YEARS	PART NO.	DESCRIPTION
6	Cast Piston	74-70	352AP 30 30-40-60	Cast; .9751" Pin Dia.; 2 Rings 5/64 Groove, 1 Ring 3/16 Groove, 1.585 CD, Recessed Head .080 deep x 2.480 dia. - 7.2:1 C.R.
6	Cast Piston	69	352AP 30 30-40-60	From Late 1969; Cast; .9751" Pin Dia.; 2 Rings 5/64 Groove, 1 Ring 3/16 Groove, 1.585 CD, Recessed Head .080 deep x 2.480 dia. - 7.2:1 C.R.
6	Cast Piston	69-66	1109P 30 30-40-60	VINTAGE; Cast; .9122" Pin Dia.; 2 Rings 5/64 Groove, 1 Ring 3/16 Groove, 1.585 CD, Recessed Head .110 deep x 2.910 dia. w/4 valve reliefs - 8.9:1 C.R.
6	Cast Piston - Individual	69-66	W1109P 30 30-40-60	VINTAGE; Cast; .9122" Pin Dia.; 2 Rings 5/64 Groove, 1 Ring 3/16 Groove, 1.585 CD, Recessed Head .110 deep x 2.910 dia. w/4 valve reliefs - 8.9:1 C.R.
QTY	RINGS	YEARS	PART NO.	DESCRIPTION
1	Premium Set	74-66	E-464KC Std-20-30-40	2-5/64, 1-3/16; Premium Chrome
1	Premium Set	74-66	E-229K Std-20-30-40-60	2-5/64, 1-3/16; Premium Moly
1	Standard Set	74-66	E-229X Std-20-30-40-60	2-5/64, 1-3/16; Iron
6	Standard Single Cylinder Set	74-66	WE-229X Std Only	2-5/64, 1-3/16; Iron
QTY	SLEEVE	YEARS	PART NO.	DESCRIPTION
6	Repair Sleeve	74-66	SL-22Y Std Only	1/8" wall, must be cut to correct length; O.A.L. 10.250"
6	Repair Sleeve	74-66	SL-22M Std Only	3/32" wall, must be cut to correct length; O.A.L. 10.250"

(continued on next page)

Ford Truck (Incl. SUV's)

17 240 3.9L (3934cc) OHV L6 (12 Valve), 4" Bore (Ford Eng.), 1 Bbl. "VIN A" 1976-1966
(cont.)

BLOCK	QTY	ENGINE BEARINGS	YEARS	PART NO.	DESCRIPTION	BLOCK
	1	Main Set	74-67	4916M Std-1-10-20-30-40-60	3.602" max. flange OD	
	1	Main Set	74-67	7153M 10 10-20-30	3.602" max. flange OD; .020" O/S length flange brg.	
	1	Main Set	66	4300M 20 20	VINTAGE; 3.403" max. flange OD	
	1	Rod Set	74-66	6-3150CPA Std-1-10-20-30-40-50	6-3150CAA 60 avail. as unplated & resizeable	
	1	Rod Set	74-66	6-3150CAA 60 60	Unplated & resizeable	
	1	Rod Set	74-66	6-3150CPA 10X2 10X2-20X2	Use in .002" O/S Rod Bore	
	6	Rod Pair	74-66	3150CPA Std-1-2-10-20-30-40-50		
	1	Cam Set	74-66	1450M Std Only		
	QTY	OIL PUMP	YEARS	PART NO.	DESCRIPTION	
1	Oil Pump	74-66	224-41124			
1	Oil Pump	74-66	224-41124V	High Volume, check pan for clearance		
1	Inter. Shaft	74-66	224-61124			
1	Screen Assy.	74-68	224-14124	Ford F-100 Pickup Base, F-250 Pickup Base; 4WD		
QTY	GASKETS	YEARS	PART NO.	DESCRIPTION		
1	Kit Gasket Set	76-68	260-1006	Premium valve stem seals incl.		
1	Kit Gasket Set	67-66	260-1006	Valve cover gskt. not incl.; Premium valve stem seals incl.		
QTY	FREEZE PLUGS	YEARS	PART NO.	DESCRIPTION		
1	Brass Block Plug Kit	76-66	381-8014			
1	Steel Block Plug Kit	76-66	381-4013			
1	Brass Shallow Cup Freeze Plug	76-66	381-7126	1.625" Diameter		
1	Brass Shallow Cup Freeze Plug	76-66	381-7059	2.063" Diameter		
1	Steel Shallow Cup Freeze Plug	76-66	381-2126	1.625" Diameter		
1	Steel Shallow Cup Freeze Plug	76-66	381-2059	2.063" Diameter		
1	Steel Shallow Cup Freeze Plug	76-66	381-2074	2.188" Diameter		

KITS	RE-RING KIT		PREMIUM KIT NO.	ECONOMY KIT NO.	KITS
	YEARS	DESCRIPTION			
	74-68	Premium valve stem seals incl. Re-ring	205-612	205-112	
	67-66	Valve cover gskt. not incl.; Premium valve stem seals incl. Re-ring	205-612	205-112	
	74-68	Premium valve stem seals incl.; w/3.602" max. brg. flange OD Re-ring w/Mains	205-612M	205-112M	
	67	Valve cover gskt. not incl.; Premium valve stem seals incl.; w/3.602" max. brg. flange OD Re-ring w/Mains	205-612M	205-112M	
	OVERHAUL KIT		PREMIUM KIT NO.	ECONOMY KIT NO.	
	YEARS	DESCRIPTION			
	74-68	Premium valve stem seals incl.; 58 tooth H/D metal cam gear & 29 tooth crank gear incl.; w/3.602" max. brg. flange OD Master w/o Pistons	MK-612E	MK-112E	
	67	Valve cover gskt. not incl.; Premium valve stem seals incl.; 58 tooth H/D metal cam gear & 29 tooth crank gear incl.; w/3.602" max. brg. flange OD Master w/o Pistons	MK-612E	MK-112E	

18 240 3.9L (3934cc) OHV L6 (12 Valve), 4" Bore (Ford Eng.), 1 Bbl. "VIN J" 1965

VALVE TRAIN	QTY	TIMING	YEARS	PART NO.	DESCRIPTION	VALVE TRAIN
	1	Gear Set	65	221-2764S	58 tooth H/D metal cam gear & 29 tooth crank gear incl.; 221-2763 & 221-2764 not sold separately; (1) 221-2763; (1) 221-2764	
	1	Gear Set	65	221-2750AS	Alum. cam gear; Replace in sets only; 221-2765 not sold separately; (1) 221-2750A; (1) 221-2765	
	1	Cam Gear	65	221-2750L	Laminated silent type cam gear; 58 Teeth	
	QTY	CAMSHAFT/LIFTER	YEARS	PART NO.	DESCRIPTION	
	1	Camshaft	65	CS-1230	Hydraulic, (050) Duration at .050 Lobe Lift, 192 Exh., 192 Int., 50 Degrees Lobe Separation	
	1	Prelube		55-403 Std Only	1.5 oz. packet	
	1	Prelube		55-400 Std Only	4 oz. bottle; 1.5 oz. packet No. 55-403 also avail.	
	12	Lifter	65	HT-900 Std Only	Hyd.	
	12	Lifter, Bulk	65	HT-900B Std Only	Hyd.; Carton of 122	
QTY	CAM KIT	YEARS	PART NO.	DESCRIPTION		
1	Cam/Lifter Kit	65	KC-1230	Hyd.; (1) 55-403B; (1) CS-1230; (12) HT-900		
1	Cam/Lifter/Timing Kit	65	KCT-1230C	Hyd.; 58 tooth H/D metal cam gear & 29 tooth crank gear incl.; (1) 221-2764S; (1) 55-403B; (1) CS-1230; (12) HT-900		
QTY	PUSH ROD	YEARS	PART NO.	DESCRIPTION		
12	Push Rod	65	RP-3183 Std Only	Std. length; 10.1400" O.A.L.		

(continued on next page)

Ford Truck (Incl. SUV's)

240 3.9L (3934cc) OHV L6 (12 Valve), 4" Bore (Ford Eng.), 1 Bbl. "VIN J" 1965 18
(cont.)

QTY	PART NO.	YEARS	PART NO.	DESCRIPTION
12	PUSH ROD (cont.) Push Rod, Bulk	65	BRP-3183 Std Only	Std. length; Carton of 100; 10.1640" O.A.L.
12	ROCKER PARTS Arm Assy.	65	R-854 Std Only	Incl. arm, ball & 2-nuts; Incl. 3/8" nut; Incl. 5/16" nut
12	Arm Assy., Bulk	65	R-854B Std Only	Incl. arm, ball & 2-nuts; Incl. 3/8" nut; Incl. 5/16" nut; Carton of 64
12	Arm	65	R-854A Std Only	Carton of 500
12	Rocker Arm Ball	65	MR-1809 Std Only	5/16" x 24
12	Rocker Arm Ball	65	MR-1809B Std Only	Self-locking, 3/8" x 24 threads
12	Nut	65	MR-1823 Std Only	.006" O/S, .378" X 24 x 2.600"
12	Nut	65	MR-1751 Std Only	3/8" x 24 x 2.600"
12	Stud	65	MR-1902 Std Only	
12	Stud	65	MR-1901 Std Only	
6	VALVE Exhaust	65	V-2040 Std Only	VINTAGE; Chrome plated stem; 1.5600" Head Dia., 0.3419" Stem Dia., 4.8100" O.A.L.
6	Intake	65	V-2041 Std-15	Chrome plated stem; 1.7800" Head Dia., 0.3420" Stem Dia., 4.8100" O.A.L.
6	VALVE GUIDE Guide	65	VG-5038 Std Only	Loc. Int.; 0.3430" ID, 2.1200" O.A.L.
6	Guide, Bulk	65	VG-5038B Std Only	Loc. Int.; Carton of 50; 0.3430" ID, 2.1200" O.A.L.
6	VALVE SPRING Spring	65	VS-656 Std Only	Loc. Exh.; Use w/Rotators; 1.8750" Free Height
6	Spring	65	VS-648 Std Only	Loc. Exh.; w/o Rotators; 1.9900" Free Height
6	Spring	65	VS-648 Std Only	Loc. Int.; w/o Rotators; 1.9900" Free Height
12	VALVE SEAL Valve Stem Seal	65	MV-1599C Std Only	Umbrella type; (RBB) Rubber
12	Valve Stem Seal	65	ST-2001 Std Only	Use w/O.E. guide; Positive type; Installation requires valve guide machining; (RBBTF) Rubber/PTFE
12	Valve Stem Seal	65	MV-1903 Std Only	Use w/VG-5038 repair guide; Positive type; (RBB) Rubber
12	Valve Stem Seal Bulk	65	MV-1599 Std Only	Umbrella type; Carton of 100; (RBB) Rubber
12	Valve Stem Seal Bulk	65	ST-2001BC Std Only	Use w/O.E. guide; Positive type; Installation requires valve guide machining; Carton of 100; (RBBTF) Rubber/PTFE
6	VALVE SEAT Seat	65	245-1687-1 Std Only	Loc. Exh.; 1.6925" OD, 1.4060" ID, 0.2480" Depth
6	Seat	65	245-1687-1N Std Only	Loc. Exh.; Premium Material; 1.6925" OD, 1.4060" ID, 0.2480" Depth
6	Seat	65	245-1812-3 Std Only	Loc. Int.; 1.8175" OD, 1.5000" ID, 0.2160" Depth
24	VALVE, MISC Keeper	65	VK-115A Std Only	1 groove; Square cut key groove; Carton pack 24
24	Keeper	65	VK-115 Std Only	1 groove; Square cut key groove; Carton pack 32
24	Keeper	65	VK-115R Std Only	1 groove; Square cut key groove; Hardened
24	Keeper, Bulk	65	VK-115B Std Only	1 groove; Square cut key groove; Carton of 1000
12	Spring Insert	65	259-103C Std Only	.015"; ID 1.030"; Carton of 100
12	Spring Insert	65	259-103B Std Only	.030"; ID 1.030"; Carton of 100
12	Spring Insert	65	259-103BR Std Only	.030"; ID 1.030"; Carton of 500
12	Spring Insert	65	259-103A Std Only	.060"; ID 1.030"; Carton of 100
12	Spring Insert	65	259-103ARS Std Only	.060"; ID 1.030"; Carton of 500
6	Rotocap Assy.	65	RC-128SA Std Only	Loc. Exh.; Incl. VS-656 spring
6	Rotocap	65	RC-128S Std Only	Loc. Exh.
6	PISTON Cast Piston	65	1109P 30 30-40-60	VINTAGE; Cast; .9122" Pin Dia.; 2 Rings 5/64 Groove, 1 Ring 3/16 Groove, 1.585 CD, Recessed Head .110 deep x 2.910 dia. w/4 valve reliefs - 8.9:1 C.R.
6	Cast Piston - Individual	65	W1109P 30 30-40-60	VINTAGE; Cast; .9122" Pin Dia.; 2 Rings 5/64 Groove, 1 Ring 3/16 Groove, 1.585 CD, Recessed Head .110 deep x 2.910 dia. w/4 valve reliefs - 8.9:1 C.R.
1	RINGS Premium Set	65	E-464KC Std-20-30-40	2-5/64, 1-3/16; Premium Chrome
1	Premium Set	65	E-229K Std-20-30-40-60	2-5/64, 1-3/16; Premium Moly
1	Standard Set	65	E-229X Std-20-30-40-60	2-5/64, 1-3/16; Iron
6	Standard Single Cylinder Set	65	WE-229X Std Only	2-5/64, 1-3/16; Iron
6	SLEEVE Repair Sleeve	65	SL-22Y Std Only	1/8" wall, must be cut to correct length; O.A.L. 10.250"
6	Repair Sleeve	65	SL-22M Std Only	3/32" wall, must be cut to correct length; O.A.L. 10.250"
1	ENGINE BEARINGS Main Set	65	4300M 20	VINTAGE; 3.403" max. flange OD
1	Rod Set	65	6-3150CPA Std-1-10-20-30-40-50	6-3150CAA 60 avail. as unplated & resizeable

(continued on next page)

Ford Truck (Incl. SUV's)

18 240 3.9L (3934cc) OHV L6 (12 Valve), 4" Bore (Ford Eng.), 1 Bbl. "VIN J" 1965 (cont.)

BLOCK	ENGINE BEARINGS					BLOCK
	QTY	(cont.)	YEARS	PART NO.	DESCRIPTION	
	1	Rod Set	65	6-3150CAA 60 60	Unplated & resizeable	
	1	Rod Set	65	6-3150CPA 10X2 10X2-20X2	Use in .002" O/S Rod Bore	
	6	Rod Pair	65	3150CPA Std-1-2-10-20-30-40-50		
1	Cam Set	65	1450M Std Only			
BLOCK	OIL PUMP					BLOCK
	QTY		YEARS	PART NO.	DESCRIPTION	
	1	Oil Pump	65	224-41124		
1	Oil Pump	65	224-41124V	High Volume, check pan for clearance		
1	Inter. Shaft	65	224-61124			
BLOCK	GASKETS					BLOCK
	QTY		YEARS	PART NO.	DESCRIPTION	
	1	Kit Gasket Set	65	260-1006	Valve cover gskt. not incl.; Premium valve stem seals incl.	
	FREEZE PLUGS					
	QTY		YEARS	PART NO.	DESCRIPTION	
	1	Brass Block Plug Kit	65	381-8014		
	1	Steel Block Plug Kit	65	381-4013		
	1	Brass Shallow Cup Freeze Plug	65	381-7126	1.625" Diameter	
	1	Brass Shallow Cup Freeze Plug	65	381-7059	2.063" Diameter	
	1	Steel Shallow Cup Freeze Plug	65	381-2126	1.625" Diameter	
1	Steel Shallow Cup Freeze Plug	65	381-2059	2.063" Diameter		
1	Steel Shallow Cup Freeze Plug	65	381-2074	2.188" Diameter		
RE-RING KIT					PREMIUM	ECONOMY
YEARS	DESCRIPTION				KIT NO.	KIT NO.
65	Valve cover gskt. not incl.; Premium valve stem seals incl.	Re-ring			205-612	205-112

19 242 4.0L (3966cc) OHV L4 Dorset (8 Valve), 104.8mm Bore (Ford Europe Eng.), MFI Diesel "VIN D" "Eng. Code 2701E" 1970-1967

QTY	RINGS	YEARS	PART NO.	DESCRIPTION
2	Premium Set	70-67	9362KX Std Only	VINTAGE; 3-3/32, 1-3/16 (2 cyl. set); Premium Chrome or Moly

20 242 4.0L (3966cc) OHV L4 Dorset (8 Valve), 104.8mm Bore (Ford Europe Eng.), MFI Diesel "VIN J" "Eng. Code 2701E" 1969-1968

QTY	RINGS	YEARS	PART NO.	DESCRIPTION
2	Premium Set	69-68	9362KX Std Only	VINTAGE; 3-3/32, 1-3/16 (2 cyl. set); Premium Chrome or Moly

21 250 4.1L (4098cc) OHV L6 (12 Valve), 3.68" Bore (Ford Eng.), 1 Bbl. "VIN L" 1974-1969

VALVE TRAIN	TIMING					VALVE TRAIN
	QTY		YEARS	PART NO.	DESCRIPTION	
	1	Timing Chain	73	222-354	Exc. Ford Ranchero GT; VINTAGE; Silent type; 1" wide chain; 56 Links	
	1	Timing Chain	72-69	222-354	VINTAGE; Silent type; 1" wide chain; 56 Links	
	ROCKER PARTS					
	QTY		YEARS	PART NO.	DESCRIPTION	
	2	Rocker Shaft	74-69	RS-619 Std Only		
	VALVE					
	QTY		YEARS	PART NO.	DESCRIPTION	
	6	Exhaust	74-69	V-1983 Std-15	Chrome plated stem; 1.3900" Head Dia., 0.3101" Stem Dia., 4.2600" O.A.L.	
6	Intake	72-69	V-1717 Std Only	VINTAGE; w/o Chrome plated stem; 1.6555" Head Dia., 0.3102" Stem Dia., 4.2638" O.A.L.		
VALVE GUIDE						
QTY		YEARS	PART NO.	DESCRIPTION		
6	Guide	74-69	VG-5009 Std Only	Loc. Exhaust; 0.3120" ID, 1.8800" O.A.L.		
6	Guide	74-69	VG-5009 Std Only	Loc. Intake; 0.3120" ID, 1.8800" O.A.L.		
VALVE SPRING						
QTY		YEARS	PART NO.	DESCRIPTION		
12	Spring	74-69	VS-624 Std Only	1.8280" Free Height		
VALVE SEAL						
QTY		YEARS	PART NO.	DESCRIPTION		
12	Valve Stem Seal	74-69	ST-2005 Std Only	Positive type; Installation requires valve guide machining; (RBBTF) Rubber/PTFE		
12	Valve Stem Seal	74-69	MV-1796A Std Only	Umbrella type; Fits Std. to .015" O/S valve stem		
12	Valve Stem Seal Bulk	74-69	MV-1796 Std Only	Umbrella type; Fits Std. to .015" O/S valve stem; Carton of 100; (RBB) Rubber		
VALVE SEAT						
QTY		YEARS	PART NO.	DESCRIPTION		
6	Seat	74-69	245-1437-2 Std Only	Loc. Exh.; 1.4425" OD, 1.2190" ID, 0.2160" Depth		
6	Seat	74-69	245-1437-2N Std Only	Loc. Exh.; Premium Material; 1.4425" OD, 1.2190" ID, 0.2160" Depth		
6	Seat	74-69	245-1750-2 Std Only	Loc. Int.; 1.7550" OD, 1.5000" ID, 0.2160" Depth		

(continued on next page)

Ford Truck (Incl. SUV's)

250 4.1L (4098cc) OHV L6 (12 Valve), 3.68" Bore (Ford Eng.), 1 Bbl. "VIN L" 1974-1969 21
(cont.)

QTY	VALVE SEAT (cont.)	YEARS	PART NO.	DESCRIPTION
6	Seat	74-69	245-1750-2N Std Only	Loc. Int.; Premium Material; 1.7550" OD, 1.5000" ID, 0.2160" Depth
QTY	VALVE, MISC	YEARS	PART NO.	DESCRIPTION
24	Keeper	74-69	VK-144 Std Only	1 groove; Square cut key groove
24	Keeper	74-69	VK-144R Std Only	1 groove; Square cut key groove; Hardened
12	Spring Insert	74-69	259-102C Std Only	.015"; Carton of 100
12	Spring Insert	74-69	259-102B Std Only	.030"; Carton of 100
12	Spring Insert	74-69	259-102A Std Only	.060"; Carton of 100
12	Spring Insert	74-69	259-502A Std Only	.060"; Carton of 50; O/S O.D. 1.542"
QTY	PISTON	YEARS	PART NO.	DESCRIPTION
6	Cast Piston	74-69	275NP Std-20-30-40-60-80	Cast; .9125" Pin Dia.; 2 Rings 5/64 Groove, 1 Ring 3/16 Groove, 1.500 CD, Recessed Head .105 deep x 2.320 dia. - 9.2:1 C.R.
6	Cast Piston - Individual	74-69	W275NP Std-20-30-40-60-80	Cast; .9125" Pin Dia.; 2 Rings 5/64 Groove, 1 Ring 3/16 Groove, 1.500 CD, Recessed Head .105 deep x 2.320 dia. - 9.2:1 C.R.
QTY	RINGS	YEARS	PART NO.	DESCRIPTION
1	Premium Set	74-69	E-219K Std-20-30-40-60	2-5/64, 1-3/16; Premium Moly
1	Standard Set	74-69	E-219X Std-20-30-40-60	2-5/64, 1-3/16; Iron
QTY	ENGINE BEARINGS	YEARS	PART NO.	DESCRIPTION
1	Main Set	74-69	4916M Std-1-10-20-30-40-60	3.602" max. flange OD
1	Main Set	74-69	7153M 10 10-20-30	3.602" max. flange OD; .020" O/S length flange brg.
1	Rod Set	74-69	6-2380CP Std-10-20-30-40	
6	Rod Pair	74-69	2380CP Std-10-20-30-40	
1	Cam Set	74-69	1439M Std Only	
QTY	GASKETS	YEARS	PART NO.	DESCRIPTION
1	Kit Gasket Set	74-69	260-1003	VINTAGE; Premium valve stem seals incl.
QTY	FREEZE PLUGS	YEARS	PART NO.	DESCRIPTION
1	Brass Block Plug Kit	73-69	381-8013	
1	Brass Deep Cup Freeze Plug	73-69	381-9031	1.750" Diameter
1	Brass Shallow Cup Freeze Plug	73-69	381-7059	2.063" Diameter
1	Steel Deep Cup Freeze Plug	73-69	381-3088	0.448" Diameter
1	Steel Shallow Cup Freeze Plug	73-69	381-2059	2.063" Diameter

255.4 4.2L (4186cc) L-HEAD V8 (16 Valve) (Mercury), 3.1875" Bore (Ford Eng.), 2 Bbl. 1954-1948 22

QTY	TIMING	YEARS	PART NO.	DESCRIPTION
1	Gear Set	54-48	221-2727S	VINTAGE; 221-2702 not sold separately; (1) 221-2701; (1) 221-2702
QTY	CAMSHAFT/LIFTER	YEARS	PART NO.	DESCRIPTION
16	Lifter	54-48	AT-770 Std Only	VINTAGE; Mech.; Use MT-7034 to adjust lash
QTY	VALVE	YEARS	PART NO.	DESCRIPTION
8	Intake	54-52	V-1041 Std Only	VINTAGE; Loc. Exh.; 1.5100" Head Dia., 0.3410" Stem Dia., 4.8170" O.A.L.
8	Intake	54-52	V-1041 Std Only	VINTAGE; Loc. Int.; 1.5100" Head Dia., 0.3410" Stem Dia., 4.8170" O.A.L.
8	Intake	51-48	V-967 Std Only	VINTAGE; Loc. Exh.; 1.5100" Head Dia., 0.3410" Stem Dia., 4.8190" O.A.L.
8	Intake	51-48	V-967 Std Only	VINTAGE; Loc. Int.; 1.5100" Head Dia., 0.3410" Stem Dia., 4.8190" O.A.L.
QTY	VALVE GUIDE	YEARS	PART NO.	DESCRIPTION
16	Guide	54-48	VG-428 Std Only	VINTAGE; Use w/MV-1231 seal; 0.3435" ID, 2.2000" O.A.L.
QTY	VALVE SPRING	YEARS	PART NO.	DESCRIPTION
16	Spring	54-52	VS-392 Std Only	VINTAGE; 2.2000" Free Height
16	Spring	51-48	VS-393 Std Only	VINTAGE; 2.4800" Free Height
QTY	VALVE SEAL	YEARS	PART NO.	DESCRIPTION
16	Valve Stem Seal	54-48	MV-1231 Std Only	VINTAGE; O-Ring; Carton of 50; (RBB) Rubber
QTY	VALVE SEAT	YEARS	PART NO.	DESCRIPTION
8	Seat	54-48	245-1625-1 Std Only	Loc. Int.; 1.6300" OD, 1.3750" ID, 0.2160" Depth
8	Seat	54-48	245-1625-1N Std Only	Loc. Int.; Premium Material; 1.6300" OD, 1.3750" ID, 0.2160" Depth
8	Seat	54-48	245-1640-1 Std Only	VINTAGE; Loc. Exh.; 1.6395" OD, 1.3750" ID, 0.2480" Depth
QTY	VALVE, MISC	YEARS	PART NO.	DESCRIPTION
32	Keeper	54-48	VK-115A Std Only	1 groove; Square cut key groove; Carton pack 24
32	Keeper	54-48	VK-115 Std Only	1 groove; Square cut key groove; Carton pack 32
32	Keeper	54-48	VK-115R Std Only	1 groove; Square cut key groove; Hardened
32	Keeper	54-48	VK-88 Std Only	VINTAGE; Valve guide retainer

(continued on next page)

Ford Truck (Incl. SUV's)

22 255.4 4.2L (4186cc) L-HEAD V8 (16 Valve) (Mercury), 3.1875" Bore (Ford Eng.), 2 Bbl. 1954-1948
(cont.)

QTY	VALVE, MISC (cont.)	YEARS	PART NO.	DESCRIPTION
32	Keeper, Bulk	54-48	VK-115B Std Only	1 groove; Square cut key groove; Carton of 1000
8	PISTON Cast Piston - Individual	53-49	W1014P 40 40	VINTAGE; Cast; .75" Pin Dia.; 2 Rings 3/32 Groove, 2 Rings 3/16 Groove, 1.427 plus .21 crown CD, Crowned Head .210 high w/offset pin and ring below pin; Not factory duplicate
8	Pin Bushing	54-48	9024XBS	VINTAGE; .820" max. housing bore
8	Pin Bushing	54-48	9024VA	VINTAGE; Split type bushing; .8125" max. housing bore
QTY	RINGS	YEARS	PART NO.	DESCRIPTION
1	Premium Set	53-49	E-247KC 30 30-40-60	VINTAGE; 2-3/32, 2-3/16; Premium Chrome
1	Standard Set	53-49	E-247X Std-30-40	VINTAGE; 2-3/32, 2-3/16; Iron
QTY	SLEEVE	YEARS	PART NO.	DESCRIPTION
8	Dry Sleeve	54-48	SL-140M Std Only	VINTAGE; Flanged, finished bore sleeve; NOTE: Use SL-140M w/3.377" OD when block is not milled between valves and bore; Grind valve reliefs if necessary
QTY	ENGINE BEARINGS	YEARS	PART NO.	DESCRIPTION
1	Main Set	54-48	646M Std-10-20-30	VINTAGE
1	Rod Set	54-48	8-1505CAA Std-10-20	VINTAGE
8	Rod Pair	54-48	1505CAA Std-10-20-30-40	VINTAGE
1	Cam Set	54-48	1005M Std Only	VINTAGE
QTY	OIL PUMP	YEARS	PART NO.	DESCRIPTION
1	Oil Pump	54-48	224-41108	VINTAGE; w/drive gear

23 256 4.2L (4196cc) OHV V8 (16 Valve) (Mercury), 3.625" Bore (Ford Eng.), 2 Bbl. 1955-1954

QTY	TIMING	YEARS	PART NO.	DESCRIPTION
1	Timing Chain	55-54	222-354	VINTAGE; Silent type; 1" wide chain; 56 Links
1	Crank Sprocket	55-54	223-250	VINTAGE; Use w/silent type chain; 21 Teeth
1	Cam Sprocket	55-54	223-249	VINTAGE; Use w/silent type chain; 42 Teeth
QTY	CAMSHAFT/LIFTER	YEARS	PART NO.	DESCRIPTION
16	Lifter	55-54	AT-892 Std Only	VINTAGE; Mech.; 2.380" Length
QTY	PUSH ROD	YEARS	PART NO.	DESCRIPTION
16	Push Rod	55-54	RP-3017 Std Only	VINTAGE; 8.2580" O.A.L.
QTY	VALVE	YEARS	PART NO.	DESCRIPTION
8	Exhaust	55-54	V-1127 Std Only	VINTAGE; Rototype; Free valve; 1.5100" Head Dia., 0.3418" Stem Dia., 5.0900" O.A.L.
8	Intake	55-54	V-1115 Std Only	VINTAGE; 1.7800" Head Dia., 0.3421" Stem Dia., 5.1100" O.A.L.
QTY	VALVE GUIDE	YEARS	PART NO.	DESCRIPTION
8	Guide	55-54	VG-5034 Std Only	Loc. Exh.; Cut to fit; 0.3430" ID, 2.5000" O.A.L
QTY	VALVE SPRING	YEARS	PART NO.	DESCRIPTION
16	Spring	55-54	VS-1575 Std Only	VINTAGE; 2.1250" Free Height
QTY	VALVE SEAL	YEARS	PART NO.	DESCRIPTION
8	Valve Stem Seal	55-54	MV-1599C Std Only	Loc. Int.; Umbrella type; (RBB) Rubber
16	Valve Stem Seal	55-54	ST-2001 Std Only	Positive type; Installation requires valve guide machining; (RBBTF) Rubber/PTFE
8	Valve Stem Seal Bulk	55-54	MV-1599 Std Only	Loc. Int.; Umbrella type; Carton of 100; (RBB) Rubber
16	Valve Stem Seal Bulk	55-54	ST-2001BC Std Only	Positive type; Installation requires valve guide machining; Carton of 100; (RBBTF) Rubber/PTFE
QTY	VALVE SEAT	YEARS	PART NO.	DESCRIPTION
8	Seat	55-54	245-1812-3 Std Only	Loc. Int.; 1.8175" OD, 1.5000" ID, 0.2160" Depth
QTY	VALVE, MISC	YEARS	PART NO.	DESCRIPTION
32	Keeper	55-54	VK-115A Std Only	1 groove; Square cut key groove; Carton pack 24
32	Keeper	55-54	VK-115 Std Only	1 groove; Square cut key groove; Carton pack 32
32	Keeper	55-54	VK-115R Std Only	1 groove; Square cut key groove; Hardened
32	Keeper, Bulk	55-54	VK-115B Std Only	1 groove; Square cut key groove; Carton of 1000
16	Spring Insert	55-54	259-102C Std Only	.015"; Carton of 100
16	Spring Insert	55-54	259-102B Std Only	.030"; Carton of 100
16	Spring Insert	55-54	259-102A Std Only	.060"; Carton of 100
16	Spring Insert	55-54	259-502A Std Only	.060"; Carton of 50; O/S O.D. 1.542"
QTY	RINGS	YEARS	PART NO.	DESCRIPTION
1	Standard Set	55-54	5155X Std Only	VINTAGE; 2-3/32, 1-3/16; Iron
QTY	OIL PUMP	YEARS	PART NO.	DESCRIPTION
1	Oil Pump	55	224-41123	VINTAGE
1	Pump Repair Kit	55	224-51297	VINTAGE; Rotor type

Ford Truck (Incl. SUV's)

260 4.3L (4261cc) OHV V8 (16 Valve), 3.7969" Bore (Ford Eng.), 2 Bbl. "VIN F" 1964-1962 **24**

	QTY	TIMING	YEARS	PART NO.	DESCRIPTION
	1	3 Piece Set	64-63	KT3-356S	VINTAGE; (1) 222-356; (1) 223-326; (1) 223-327
BLOCK	1	GASKETS Kit Gasket Set	64-62	260-1125T	DESCRIPTION PermaDryPlus® valve cover & oil pan gskts. incl.; Premium valve stem seals incl.; Improved Design
	1	Kit Gasket Set	64-62	260-1125	Premium valve stem seals incl.
	1	FREEZE PLUGS Brass Block Plug Kit	64-63	381-8015	DESCRIPTION
	1	Steel Block Plug Kit	64-63	381-4010	
	1	Brass Deep Cup Freeze Plug	64-63	381-9002	1.500" Diameter, 0.375" Height
	1	Steel Deep Cup Freeze Plug	64-63	381-3095	0.500" Diameter
	1	Steel Deep Cup Freeze Plug	64-63	381-3038	0.750" Diameter
	1	Steel Deep Cup Freeze Plug	64-63	381-3133	1.500" Diameter, 0.375" Height
1	Steel Deep Cup Freeze Plug	64-63	381-3195	2.156" Diameter	

262 4.3L (4294cc) OHV L6 (12 Valve), 3.7188" Bore (Ford Eng.), 1 Bbl. "VIN B" 1964-1961 **25**

	QTY	PUSH ROD	YEARS	PART NO.	DESCRIPTION
	12	Push Rod	64-61	RP-3021 Std Only	VINTAGE; 9.8200" O.A.L.
VALVE TRAIN	6	VALVE GUIDE Guide	64-61	VG-5007 Std Only	DESCRIPTION Loc. Exh.; 0.3725" ID, 2.3800" O.A.L.
	6	Guide	64-61	VG-5033 Std Only	VINTAGE; Loc. Int.; 0.3735" ID, 2.6200" O.A.L.
	6	Guide, Bulk	64-61	VG-5007B Std Only	Loc. Exh.; Carton of 50; 0.3725" ID, 2.3800" O.A.L.
	12	VALVE SPRING Spring	64-61	VS-1575 Std Only	DESCRIPTION VINTAGE; 2.1250" Free Height
	12	VALVE SEAL Valve Stem Seal	64-61	MV-1599C Std Only	DESCRIPTION Umbrella type; (RBB) Rubber
	12	Valve Stem Seal	64-61	ST-2004 Std Only	Use w/O.E. guide; Positive type; Installation requires valve guide machining; (RBBTF) Rubber/PTFE
	12	Valve Stem Seal	64-61	ST-2014 Std Only	Use w/repair guide; Positive type; Installation requires valve guide machining; (TFL) PTFE
	12	Valve Stem Seal Bulk	64-61	MV-1599 Std Only	Umbrella type; Carton of 100; (RBB) Rubber
	12	Valve Stem Seal Bulk	64-61	ST-2004BC Std Only	Use w/O.E. guide; Positive type; Installation requires valve guide machining; Carton of 100; (RBBTF) Rubber/PTFE
	12	Valve Stem Seal Bulk	64-61	ST-2014BC Std Only	Use w/repair guide; Positive type; Installation requires valve guide machining; Carton of 100; (TFL) PTFE
	6	VALVE SEAT Seat	64-61	245-1812-3 Std Only	DESCRIPTION Loc. Int.; 1.8175" OD, 1.5000" ID, 0.2160" Depth
	24	VALVE, MISC Keeper	64-61	VK-138A Std Only	DESCRIPTION 1 groove; Square cut key groove; Carton pack 24
24	Keeper	64-61	VK-138 Std Only	1 groove; Square cut key groove; Carton pack 32	
24	Keeper	64-61	VK-138R Std Only	1 groove; Square cut key groove; Hardened	
24	Keeper, Bulk	64-61	VK-138B Std Only	1 groove; Square cut key groove; Carton of 1000	
12	Spring Insert	64-61	259-102C Std Only	.015"; Carton of 100	
12	Spring Insert	64-61	259-102B Std Only	.030"; Carton of 100	
12	Spring Insert	64-61	259-102A Std Only	.060"; Carton of 100	
12	Spring Insert	64-61	259-502A Std Only	.060"; Carton of 50; O/S O.D. 1.542"	
6	PISTON Pin Bushing	64	2469V	DESCRIPTION VINTAGE; 1.276" length	
1	ENGINE BEARINGS Main Set	64	4056M Std-10-20-30	DESCRIPTION VINTAGE	
6	Rod Pair	64	2465CPB 10 10-20	VINTAGE; 3 oil holes	
1	Cam Set	64	1133M Std Only	VINTAGE; w/o cross-drilled cam journals	

272 4.5L (4458cc) OHV V8 (16 Valve), 3.625" Bore (Ford Eng.), 2 Bbl. "VIN B" 1957 **26**

	QTY	TIMING	YEARS	PART NO.	DESCRIPTION
	1	Timing Chain	57	222-354	VINTAGE; Silent type; 1" wide chain; 56 Links
	1	Crank Sprocket	57	223-250	VINTAGE; Use w/silent type chain; 21 Teeth
	1	Cam Sprocket	57	223-249	VINTAGE; Use w/silent type chain; 42 Teeth
	1	CAMSHAFT/LIFTER Camshaft	57	CS-210	DESCRIPTION VINTAGE; 14 teeth on dist. drive gear; Shaft has oil groove in No. 3 journal; Mechanical, (050) Duration at .050 Lobe Lift, 196 Exh., 197 Int., 113 Degrees Lobe Separation
	1	Prelube		55-403 Std Only	1.5 oz. packet
	1	Prelube		55-400 Std Only	4 oz. bottle; 1.5 oz. packet No. 55-403 also avail.
	16	Lifter	57	AT-892 Std Only	VINTAGE; Mech.; 2.380" Length
	16	PUSH ROD Push Rod	57	RP-3022 Std Only	DESCRIPTION VINTAGE; 8.3400" O.A.L.

(continued on next page)

Ford Truck (Incl. SUV's)

26 272 4.5L (4458cc) OHV V8 (16 Valve), 3.625" Bore (Ford Eng.), 2 Bbl. "VIN B" 1957
(cont.)

QTY	VALVE	YEARS	PART NO.	DESCRIPTION
8	Exhaust	57	V-1127 Std Only	VINTAGE; Rototype; Free valve; 1.5100" Head Dia., 0.3418" Stem Dia., 5.0900" O.A.L.
8	Intake	57	V-1285 Std Only	VINTAGE; 1.9250" Head Dia., 0.3421" Stem Dia., 5.1100" O.A.L.
QTY	VALVE GUIDE	YEARS	PART NO.	DESCRIPTION
8	Guide	57	VG-5034 Std Only	Loc. Exh.; Cut to fit; 0.3430" ID, 2.5000" O.A.L
8	Guide	57	VG-5005H Std Only	Loc. Int.; Hardened; 0.3430" ID, 2.2500" O.A.L
8	Guide	57	VG-5005 Std Only	Loc. Int.; Plain; 0.3430" ID, 2.2500" O.A.L
8	Guide	57	VG-5005T Std Only	Loc. Int.; Threaded; 0.3425" ID, 2.2500" O.A.L
8	Guide, Bulk	57	VG-5005B Std Only	Loc. Int.; Plain; Carton of 50; 0.3430" ID, 2.2500" O.A.L
8	Guide, Bulk	57	VG-5005TB Std Only	Loc. Int.; Threaded; Carton of 50; 0.3425" ID, 2.2500" O.A.L
QTY	VALVE SPRING	YEARS	PART NO.	DESCRIPTION
16	Spring	57	VS-1575 Std Only	VINTAGE; 2.1250" Free Height
QTY	VALVE SEAL	YEARS	PART NO.	DESCRIPTION
8	Valve Stem Seal	57	MV-1599C Std Only	Loc. Int.; Umbrella type; (RBB) Rubber
16	Valve Stem Seal	57	ST-2001 Std Only	Positive type; Installation requires valve guide machining; (RBBTF) Rubber/PTFE
8	Valve Stem Seal Bulk	57	MV-1599 Std Only	Loc. Int.; Umbrella type; Carton of 100; (RBB) Rubber
16	Valve Stem Seal Bulk	57	ST-2001BC Std Only	Positive type; Installation requires valve guide machining; Carton of 100; (RBBTF) Rubber/PTFE
QTY	VALVE, MISC	YEARS	PART NO.	DESCRIPTION
8	Keeper	57	VK-115A Std Only	Loc. Exh.; 1 groove; Square cut key groove; Carton pack 24
8	Keeper	57	VK-115 Std Only	Loc. Exh.; 1 groove; Square cut key groove; Carton pack 32
8	Keeper	57	VK-115R Std Only	Loc. Exh.; 1 groove; Square cut key groove; Hardened
8	Keeper	57	VK-115A Std Only	Loc. Int.; 1 groove; Square cut key groove; Carton pack 24
8	Keeper	57	VK-115 Std Only	Loc. Int.; 1 groove; Square cut key groove; Carton pack 32
8	Keeper	57	VK-115R Std Only	Loc. Int.; 1 groove; Square cut key groove; Hardened
8	Keeper, Bulk	57	VK-115B Std Only	Loc. Exh.; 1 groove; Square cut key groove; Carton of 1000
8	Keeper, Bulk	57	VK-115B Std Only	Loc. Int.; 1 groove; Square cut key groove; Carton of 1000
16	Spring Insert	57	259-102C Std Only	.015"; Carton of 100
16	Spring Insert	57	259-102B Std Only	.030"; Carton of 100
16	Spring Insert	57	259-102A Std Only	.060"; Carton of 100
16	Spring Insert	57	259-502A Std Only	.060"; Carton of 50; O/S O.D. 1.542"
QTY	PISTON	YEARS	PART NO.	DESCRIPTION
8	Pin Bushing	57	1834V	VINTAGE; 1.306" length
QTY	RINGS	YEARS	PART NO.	DESCRIPTION
1	Standard Set	57	5155X Std Only	VINTAGE; 2-3/32, 1-3/16; Iron
QTY	ENGINE BEARINGS	YEARS	PART NO.	DESCRIPTION
1	Main Set	57	884M Std-10-20-30-40-50	VINTAGE
1	Rod Set	57	8-2000CPA Std-10-20-30-40	VINTAGE
8	Rod Pair	57	2000CPA Std-1-10-20-30-40	VINTAGE
1	Cam Set	57	1223M Std Only	VINTAGE; w/Cross-drilled No. 3 cam journal
1	Cam Set	57	1160M Std Only	VINTAGE; w/Grooved No. 3 cam journal
QTY	OIL PUMP	YEARS	PART NO.	DESCRIPTION
1	Oil Pump	57	224-41123	VINTAGE
1	Pump Repair Kit	57	224-51297	VINTAGE; Rotor type
1	Inter. Shaft	57	224-61123	VINTAGE

27 272 4.5L (4458cc) OHV V8 (16 Valve), 3.625" Bore (Ford Eng.), 4 Bbl. "VIN M" 1957-1956

QTY	TIMING	YEARS	PART NO.	DESCRIPTION
1	Timing Chain	57-56	222-354	VINTAGE; Silent type; 1" wide chain; 56 Links
1	Crank Sprocket	57-56	223-250	VINTAGE; Use w/silent type chain; 21 Teeth
1	Cam Sprocket	57-56	223-249	VINTAGE; Use w/silent type chain; 42 Teeth
QTY	CAMSHAFT/LIFTER	YEARS	PART NO.	DESCRIPTION
1	Camshaft	57-56	CS-210	VINTAGE; 14 teeth on dist. drive gear; Shaft has oil groove in No. 3 journal; Mechanical, (050) Duration at .050 Lobe Lift, 196 Exh., 197 Int., 113 Degrees Lobe Separation
1	Prelube		55-403 Std Only	1.5 oz. packet
1	Prelube		55-400 Std Only	4 oz. bottle; 1.5 oz. packet No. 55-403 also avail.
16	Lifter	57-56	AT-892 Std Only	VINTAGE; Mech.; 2.380" Length
QTY	PUSH ROD	YEARS	PART NO.	DESCRIPTION
16	Push Rod	57-56	RP-3022 Std Only	VINTAGE; 8.3400" O.A.L.
QTY	VALVE	YEARS	PART NO.	DESCRIPTION
8	Exhaust	57-56	V-1127 Std Only	VINTAGE; Rototype; Free valve; 1.5100" Head Dia., 0.3418" Stem Dia., 5.0900" O.A.L.
8	Intake	57	V-1285 Std Only	VINTAGE; 1.9250" Head Dia., 0.3421" Stem Dia., 5.1100" O.A.L.

(continued on next page)

Ford Truck (Incl. SUV's)

272 4.5L (4458cc) OHV V8 (16 Valve), 3.625" Bore (Ford Eng.), 4 Bbl. "VIN M" 1957-1956 27
(cont.)

QTY	VALVE (cont.)	YEARS	PART NO.	DESCRIPTION
8	Intake	56	V-1115 Std Only	VINTAGE; 1.7800" Head Dia., 0.3421" Stem Dia., 5.1100" O.A.L.
QTY	VALVE GUIDE	YEARS	PART NO.	DESCRIPTION
8	Guide	57-56	VG-5034 Std Only	Loc. Exh.; Cut to fit; 0.3430" ID, 2.5000" O.A.L
8	Guide	57-56	VG-5005H Std Only	Loc. Int.; Hardened; 0.3430" ID, 2.2500" O.A.L
8	Guide	57-56	VG-5005 Std Only	Loc. Int.; Plain; 0.3430" ID, 2.2500" O.A.L
8	Guide	57-56	VG-5005T Std Only	Loc. Int.; Threaded; 0.3425" ID, 2.2500" O.A.L
8	Guide, Bulk	57-56	VG-5005B Std Only	Loc. Int.; Plain; Carton of 50; 0.3430" ID, 2.2500" O.A.L
8	Guide, Bulk	57-56	VG-5005TB Std Only	Loc. Int.; Threaded; Carton of 50; 0.3425" ID, 2.2500" O.A.L
QTY	VALVE SPRING	YEARS	PART NO.	DESCRIPTION
16	Spring	57-56	VS-1575 Std Only	VINTAGE; 2.1250" Free Height
QTY	VALVE SEAL	YEARS	PART NO.	DESCRIPTION
8	Valve Stem Seal	57-56	MV-1599C Std Only	Loc. Int.; Umbrella type; (RBB) Rubber
16	Valve Stem Seal	57-56	ST-2001 Std Only	Positive type; Installation requires valve guide machining; (RBBTF) Rubber/PTFE
8	Valve Stem Seal Bulk	57-56	MV-1599 Std Only	Loc. Int.; Umbrella type; Carton of 100; (RBB) Rubber
16	Valve Stem Seal Bulk	57-56	ST-2001BC Std Only	Positive type; Installation requires valve guide machining; Carton of 100; (RBBTF) Rubber/PTFE
QTY	VALVE, MISC	YEARS	PART NO.	DESCRIPTION
8	Keeper	57-56	VK-115A Std Only	Loc. Exh.; 1 groove; Square cut key groove; Carton pack 24
8	Keeper	57-56	VK-115 Std Only	Loc. Exh.; 1 groove; Square cut key groove; Carton pack 32
8	Keeper	57-56	VK-115R Std Only	Loc. Exh.; 1 groove; Square cut key groove; Hardened
8	Keeper	57-56	VK-115A Std Only	Loc. Int.; 1 groove; Square cut key groove; Carton pack 24
8	Keeper	57-56	VK-115 Std Only	Loc. Int.; 1 groove; Square cut key groove; Carton pack 32
8	Keeper	57-56	VK-115R Std Only	Loc. Int.; 1 groove; Square cut key groove; Hardened
8	Keeper, Bulk	57-56	VK-115B Std Only	Loc. Exh.; 1 groove; Square cut key groove; Carton of 1000
8	Keeper, Bulk	57-56	VK-115B Std Only	Loc. Int.; 1 groove; Square cut key groove; Carton of 1000
16	Spring Insert	57-56	259-102C Std Only	.015"; Carton of 100
16	Spring Insert	57-56	259-102B Std Only	.030"; Carton of 100
16	Spring Insert	57-56	259-102A Std Only	.060"; Carton of 100
16	Spring Insert	57-56	259-502A Std Only	.060"; Carton of 50; O/S O.D. 1.542"
QTY	PISTON	YEARS	PART NO.	DESCRIPTION
8	Pin Bushing	57-56	1834V	VINTAGE; 1.306" length
QTY	RINGS	YEARS	PART NO.	DESCRIPTION
1	Standard Set	57-56	5155X Std Only	VINTAGE; 2-3/32, 1-3/16; Iron
QTY	ENGINE BEARINGS	YEARS	PART NO.	DESCRIPTION
1	Main Set	57-56	884M Std-10-20-30-40-50	VINTAGE
1	Rod Set	57-56	8-2000CPA Std-10-20-30-40	VINTAGE
8	Rod Pair	57-56	2000CPA Std-1-10-20-30-40	VINTAGE
1	Cam Set	57-56	1223M Std Only	VINTAGE; w/Cross-drilled No. 3 cam journal
1	Cam Set	57-56	1160M Std Only	VINTAGE; w/Grooved No. 3 cam journal
QTY	OIL PUMP	YEARS	PART NO.	DESCRIPTION
1	Oil Pump	57-56	224-41123	VINTAGE
1	Pump Repair Kit	57-56	224-51297	VINTAGE; Rotor type
1	Inter. Shaft	57-56	224-61123	VINTAGE
272 4.5L (4458cc) OHV V8 (16 Valve), 3.625" Bore (Ford Eng.), 2 Bbl. "VIN U" 1957-1955 28				
QTY	TIMING	YEARS	PART NO.	DESCRIPTION
1	Timing Chain	57-56	222-354	VINTAGE; Silent type; 1" wide chain; 56 Links
1	Crank Sprocket	57-56	223-250	VINTAGE; Use w/silent type chain; 21 Teeth
1	Crank Sprocket	55	223-250	Ford F Series Base; VINTAGE; Use w/silent type chain; 21 Teeth
1	Cam Sprocket	57-56	223-249	VINTAGE; Use w/silent type chain; 42 Teeth
1	Cam Sprocket	55	223-249	Ford F Series Base; VINTAGE; Use w/silent type chain; 42 Teeth
QTY	CAMSHAFT/LIFTER	YEARS	PART NO.	DESCRIPTION
1	Camshaft	57-56	CS-210	VINTAGE; 14 teeth on dist. drive gear; Shaft has oil groove in No. 3 journal; Mechanical, (050) Duration at .050 Lobe Lift, 196 Exh., 197 Int., 113 Degrees Lobe Separation
1	Prelube		55-403 Std Only	1.5 oz. packet
1	Prelube		55-400 Std Only	4 oz. bottle; 1.5 oz. packet No. 55-403 also avail.
16	Lifter	57-56	AT-892 Std Only	VINTAGE; Mech.; 2.380" Length
QTY	PUSH ROD	YEARS	PART NO.	DESCRIPTION
16	Push Rod	57-56	RP-3022 Std Only	VINTAGE; 8.3400" O.A.L.
QTY	VALVE	YEARS	PART NO.	DESCRIPTION
8	Exhaust	57-56	V-1127 Std Only	VINTAGE; Rototype; Free valve; 1.5100" Head Dia., 0.3418" Stem Dia., 5.0900" O.A.L.

(continued on next page)

Ford Truck (Incl. SUV's)

28 272 4.5L (4458cc) OHV V8 (16 Valve), 3.625" Bore (Ford Eng.), 2 Bbl. "VIN U" 1957-1955
(cont.)

QTY	VALVE (cont.)	YEARS	PART NO.	DESCRIPTION
8	Intake	57	V-1285 Std Only	VINTAGE; 1.9250" Head Dia., 0.3421" Stem Dia., 5.1100" O.A.L.
8	Intake	56	V-1115 Std Only	VINTAGE; 1.7800" Head Dia., 0.3421" Stem Dia., 5.1100" O.A.L.
QTY	VALVE GUIDE	YEARS	PART NO.	DESCRIPTION
8	Guide	57-56	VG-5034 Std Only	Loc. Exh.; Cut to fit; 0.3430" ID, 2.5000" O.A.L
8	Guide	57-56	VG-5005H Std Only	Loc. Int.; Hardened; 0.3430" ID, 2.2500" O.A.L
8	Guide	57-56	VG-5005 Std Only	Loc. Int.; Plain; 0.3430" ID, 2.2500" O.A.L
8	Guide	57-56	VG-5005T Std Only	Loc. Int.; Threaded; 0.3425" ID, 2.2500" O.A.L
8	Guide, Bulk	57-56	VG-5005B Std Only	Loc. Int.; Plain; Carton of 50; 0.3430" ID, 2.2500" O.A.L
8	Guide, Bulk	57-56	VG-5005TB Std Only	Loc. Int.; Threaded; Carton of 50; 0.3425" ID, 2.2500" O.A.L
QTY	VALVE SPRING	YEARS	PART NO.	DESCRIPTION
16	Spring	57-56	VS-1575 Std Only	VINTAGE; 2.1250" Free Height
QTY	VALVE SEAL	YEARS	PART NO.	DESCRIPTION
8	Valve Stem Seal	57-56	MV-1599C Std Only	Loc. Int.; Umbrella type; (RBB) Rubber
16	Valve Stem Seal	57-56	ST-2001 Std Only	Positive type; Installation requires valve guide machining; (RBBTF) Rubber/PTFE
8	Valve Stem Seal Bulk	57-56	MV-1599 Std Only	Loc. Int.; Umbrella type; Carton of 100; (RBB) Rubber
16	Valve Stem Seal Bulk	57-56	ST-2001BC Std Only	Positive type; Installation requires valve guide machining; Carton of 100; (RBBTF) Rubber/PTFE
QTY	VALVE, MISC	YEARS	PART NO.	DESCRIPTION
8	Keeper	57-56	VK-115A Std Only	Loc. Exh.; 1 groove; Square cut key groove; Carton pack 24
8	Keeper	57-56	VK-115 Std Only	Loc. Exh.; 1 groove; Square cut key groove; Carton pack 32
8	Keeper	57-56	VK-115R Std Only	Loc. Exh.; 1 groove; Square cut key groove; Hardened
8	Keeper	57-56	VK-115A Std Only	Loc. Int.; 1 groove; Square cut key groove; Carton pack 24
8	Keeper	57-56	VK-115 Std Only	Loc. Int.; 1 groove; Square cut key groove; Carton pack 32
8	Keeper	57-56	VK-115R Std Only	Loc. Int.; 1 groove; Square cut key groove; Hardened
8	Keeper, Bulk	57-56	VK-115B Std Only	Loc. Exh.; 1 groove; Square cut key groove; Carton of 1000
8	Keeper, Bulk	57-56	VK-115B Std Only	Loc. Int.; 1 groove; Square cut key groove; Carton of 1000
16	Spring Insert	57-56	259-102C Std Only	.015"; Carton of 100
16	Spring Insert	57-56	259-102B Std Only	.030"; Carton of 100
16	Spring Insert	57-56	259-102A Std Only	.060"; Carton of 100
16	Spring Insert	57-56	259-502A Std Only	.060"; Carton of 50; O/S O.D. 1.542"
QTY	PISTON	YEARS	PART NO.	DESCRIPTION
8	Pin Bushing	57-56	1834V	VINTAGE; 1.306" length
QTY	RINGS	YEARS	PART NO.	DESCRIPTION
1	Standard Set	57-56	5155X Std Only	VINTAGE; 2-3/32, 1-3/16; Iron
QTY	ENGINE BEARINGS	YEARS	PART NO.	DESCRIPTION
1	Main Set	57-56	884M Std-10-20-30-40-50	VINTAGE
1	Rod Set	57-56	8-2000CPA Std-10-20-30-40	VINTAGE
8	Rod Pair	57-56	2000CPA Std-1-10-20-30-40	VINTAGE
1	Cam Set	57-56	1223M Std Only	VINTAGE; w/Cross-drilled No. 3 cam journal
1	Cam Set	57-56	1160M Std Only	VINTAGE; w/Grooved No. 3 cam journal
QTY	OIL PUMP	YEARS	PART NO.	DESCRIPTION
1	Oil Pump	57-56	224-41123	VINTAGE
1	Pump Repair Kit	57-56	224-51297	VINTAGE; Rotor type
1	Inter. Shaft	57-56	224-61123	VINTAGE

29 289 4.7L (4737cc) OHV V8 (16 Valve), 4" Bore (Ford Eng.), 4 Bbl. "VIN A" 1968-1965

QTY	CAMSHAFT/LIFTER	YEARS	PART NO.	DESCRIPTION
1	Camshaft	68-65	CS-560	VINTAGE; Hyd.; Hydraulic, (050) Duration at .050 Lobe Lift, 189 Exh., 184 Int., 112 Degrees Lobe Separation
1	Prelube		55-403 Std Only	1.5 oz. packet
1	Prelube		55-400 Std Only	4 oz. bottle; 1.5 oz. packet No. 55-403 also avail.
16	Lifter	68-65	HT-900 Std Only	Hyd.
16	Lifter	68-65	HT-900R Std Only	Speed-Pro Hi-Revolution Hyd.; Use w/adj. rocker assy.
16	Lifter, Bulk	68-65	HT-900B Std Only	Hyd.; Carton of 122
16	Lifter, Bulk	68-65	HT-900RB Std Only	Speed-Pro Hi-Revolution Hyd.; Use w/adj. rocker assy.; Carton of 122
QTY	PUSH ROD	YEARS	PART NO.	DESCRIPTION
16	Push Rod	68-65	RP-3165 Std Only	VINTAGE; 6.8010" O.A.L.
16	Push Rod, Bulk	68-65	BRP-3165 Std Only	VINTAGE; Carton of 100; 6.8010" O.A.L.
QTY	ROCKER PARTS	YEARS	PART NO.	DESCRIPTION
16	Arm Assy.	68-65	R-847 Std Only	VINTAGE; Incl. arm, ball & nut; rail style rockers; Cast iron; w/stud type mount; Incl. 3/8" nut; Incl. 5/16" nut
16	Arm Assy., Bulk	68-65	R-847B Std Only	VINTAGE; Incl. arm, ball & nut; rail style rockers; Cast iron; w/stud type mount; Incl. 3/8" nut; Incl. 5/16" nut; Carton of 64

(continued on next page)

Ford Truck (Incl. SUV's)

289 4.7L (4737cc) OHV V8 (16 Valve), 4" Bore (Ford Eng.), 4 Bbl. "VIN A" 1968-1965 29
(cont.)

QTY	ROCKER PARTS (cont.)	YEARS	PART NO.	DESCRIPTION
16	Arm	68-65	R-847A Std Only	VINTAGE; Rail style rockers; Cast iron; w/stud type mount
16	Rocker Arm Ball	68-65	MR-1809 Std Only	
16	Rocker Arm Ball	68-65	MR-1809B Std Only	Carton of 500
16	Nut	68-65	MR-1823 Std Only	5/16" x 24
16	Nut	68-65	MR-1751 Std Only	Self-locking, 3/8" x 24 threads
QTY	VALVE	YEARS	PART NO.	DESCRIPTION
8	Exhaust	68-65	V-1784 Std-15	VINTAGE; 1.4500" Head Dia., 0.3415" Stem Dia., 4.8730" O.A.L.
8	Exhaust, Bulk	68-65	V-1784B 15 15	VINTAGE; Carton of 25; 1.4500" Head Dia., 0.3565" Stem Dia., 4.8730" O.A.L.
8	Intake	68-65	V-1785 Std-15	VINTAGE; 1.7740" Head Dia., 0.3420" Stem Dia., 4.8630" O.A.L.
8	Intake, Bulk	68-65	V-1785B Std-15	VINTAGE; Carton of 25; 1.7800" Head Dia., 0.3420" Stem Dia., 4.8730" O.A.L.
QTY	VALVE GUIDE	YEARS	PART NO.	DESCRIPTION
16	Guide	68-65	VG-5005H Std Only	Hardened; 0.3430" ID, 2.2500" O.A.L
16	Guide	68-65	VG-5005 Std Only	Plain; 0.3430" ID, 2.2500" O.A.L
16	Guide	68-65	VG-5005T Std Only	Threaded; 0.3425" ID, 2.2500" O.A.L
16	Guide, Bulk	68-65	VG-5005B Std Only	Plain; Carton of 50; 0.3430" ID, 2.2500" O.A.L
16	Guide, Bulk	68-65	VG-5005TB Std Only	Threaded; Carton of 50; 0.3425" ID, 2.2500" O.A.L
QTY	VALVE SPRING	YEARS	PART NO.	DESCRIPTION
16	Spring	68-65	VS-672 Std Only	VINTAGE; 1.9700" Free Height
QTY	VALVE SEAL	YEARS	PART NO.	DESCRIPTION
16	Valve Stem Seal	68-65	ST-2001 Std Only	Positive type; Installation requires valve guide machining; (RBBTF) Rubber/PTFE
16	Valve Stem Seal	68-65	MV-1796C Std Only	Umbrella type; Fits Std. to .015" O/S valve stem; (RBB) Rubber
16	Valve Stem Seal Bulk	68-65	ST-2001BC Std Only	Positive type; Installation requires valve guide machining; Carton of 100; (RBBTF) Rubber/PTFE
16	Valve Stem Seal Bulk	68-65	MV-1796 Std Only	Umbrella type; Fits Std. to .015" O/S valve stem; Carton of 100; (RBB) Rubber
QTY	VALVE SEAT	YEARS	PART NO.	DESCRIPTION
8	Seat	68-65	245-1562-1 Std Only	Loc. Exh.; 1.5675" OD, 1.3125" ID, 0.2160" Depth
8	Seat	68-65	245-1562-1N Std Only	Loc. Exh.; Premium Material; 1.5675" OD, 1.3125" ID, 0.2160" Depth
8	Seat	68-65	245-1812-3 Std Only	Loc. Int.; 1.8175" OD, 1.5000" ID, 0.2160" Depth
QTY	VALVE, MISC	YEARS	PART NO.	DESCRIPTION
32	Keeper	68-65	VK-115A Std Only	1 groove; Square cut key groove; Carton pack 24
32	Keeper	68-65	VK-115 Std Only	1 groove; Square cut key groove; Carton pack 32
32	Keeper	68-65	VK-115R Std Only	1 groove; Square cut key groove; Hardened
32	Keeper, Bulk	68-65	VK-115B Std Only	1 groove; Square cut key groove; Carton of 1000
16	Spring Insert	68-65	259-102C Std Only	.015"; Carton of 100
16	Spring Insert	68-65	259-102B Std Only	.030"; Carton of 100
16	Spring Insert	68-65	259-102A Std Only	.060"; Carton of 100
16	Spring Insert	68-65	259-502A Std Only	.060"; Carton of 50; O/S O.D. 1.542"
QTY	PISTON	YEARS	PART NO.	DESCRIPTION
8	Cast Piston	68-65	273AP Std-20-30-40-60	Cast; .9122" Pin Dia.; 2 Rings 5/64 Groove, 1 Ring 3/16 Groove, 1.585 CD, Flat Head w/4 valve reliefs - 8.2:1 C.R. w/64cc cyl. head
8	Cast Piston - Individual	68-65	W273AP Std-20-30-40-60	Cast; .9122" Pin Dia.; 2 Rings 5/64 Groove, 1 Ring 3/16 Groove, 1.585 CD, Flat Head w/4 valve reliefs - 8.2:1 C.R. w/64cc cyl. head
1	Cast Piston Set w/Prem. Rings	68-65	8K273AP 30 30-40-60	Cast; .9122" Pin Dia.; 2 Rings 5/64 Groove, 1 Ring 3/16 Groove, 1.585 CD, Flat Head w/4 valve reliefs - 8.2:1 C.R. w/64cc cyl. head
1	Cast Piston Set w/Econ. Rings	68-65	8X273AP 20 20-30-40-60	Cast; .9122" Pin Dia.; 2 Rings 5/64 Groove, 1 Ring 3/16 Groove, 1.585 CD, Flat Head w/4 valve reliefs - 8.2:1 C.R. w/64cc cyl. head
8	POWERFORGED	68-65	L-2482F Std-20-30-40-60	Powerforged; 0.9122" Pin Dia.; 2 Rings 5/64 Groove, 1 Ring 3/16 Groove, 1.605 CD, Flat, 4 reliefs; DUROSHIELD® skirt coated piston
8	POWERFORGED Piston-Individual	68-65	WL-2482F Std-20-30-40-60	Powerforged; 0.9122" Pin Dia.; 2 Rings 5/64 Groove, 1 Ring 3/16 Groove, 1.605 CD, Flat, 4 reliefs; DUROSHIELD® skirt coated piston
8	POWERFORGED Piston-Individual	68-65	WL-2305F 40 40	Powerforged; 0.9123" Pin Dia.; 2 Rings 5/64 Groove, 1 Ring 3/16 Groove, 1.605 CD, Recessed Head .068 deep w/4 valve reliefs and pressed pin. DUROSHIELD® skirt coated piston.

(continued on next page)

Ford Truck (Incl. SUV's)

29 289 4.7L (4737cc) OHV V8 (16 Valve), 4" Bore (Ford Eng.), 4 Bbl. "VIN A" 1968-1965 (cont.)

BLOCK		QTY	PISTON (cont.)	YEARS	PART NO.	DESCRIPTION
		1	POWERFORGED Piston Set w/Rings	68-65	8KL2482F 30	30-40-60
BLOCK		QTY	RINGS	YEARS	PART NO.	DESCRIPTION
		1	Premium Set	68-65	E-251KC	Std-20-30-40-60
1	Premium Set	68-65	E-251K	Std-10-20-30-40-60	2-5/64, 1-3/16; Premium Moly	
1	Standard Set	68-65	E-251X	Std-10-20-30-40-60-80	2-5/64, 1-3/16; Iron	
8	Premium Single Cylinder Set	68-65	WE-251K	Std-30-40-60	2-5/64, 1-3/16; Premium Moly	
8	Standard Single Cylinder Set	68-65	WE-251X	Std-30-40-60	2-5/64, 1-3/16; Iron	
BLOCK		QTY	ENGINE BEARINGS	YEARS	PART NO.	DESCRIPTION
		1	Main Set	68-65	7151M 10	10-20-30
1	Main Set	68-65	4125MA	Std-1-10-20-30-40-60	A-Series aluminum bearings; Incl. contoured design thrust brg.	
1	Main Set	68-65	4125M	Std-1-10-20-30-40	Incl. contoured design thrust brg.	
1	Rod Set	68-65	8-2600CP	Std-1-10-20-30-40	8-2600CA 60 avail. as unplated & resizeable	
1	Rod Set	68-65	8-2600A	Std-1-10-20-30-40-60	A-Series aluminum bearings	
1	Rod Set	68-65	8-2600CA 60	60	Unplated & resizeable	
8	Rod Pair	68-65	2600CP	Std-1-10-20-30		
8	Rod Pair	68-65	2600A	Std-10-20-30	A-Series aluminum bearings	
1	Cam Set	68-65	1204M	Std-10	Babbitt material; Full round design	
BLOCK		QTY	OIL PUMP	YEARS	PART NO.	DESCRIPTION
		1	Oil Pump	68-65	224-41118	
1	Oil Pump	68-65	224-43370		High Pressure	
1	Oil Pump	68-65	224-41128		High Volume, check pan for clearance; Incl. inter. shaft	
1	Inter. Shaft	68-65	224-61118			
BLOCK		QTY	GASKETS	YEARS	PART NO.	DESCRIPTION
		1	Kit Gasket Set	68-65	260-1125T	PermaDryPlus® valve cover & oil pan gskts. incl.; Premium valve stem seals incl.; Improved Design
1	Kit Gasket Set	68-65	260-1125		Premium valve stem seals incl.	
BLOCK		QTY	FREEZE PLUGS	YEARS	PART NO.	DESCRIPTION
		1	Brass Block Plug Kit	68-65	381-8015	
1	Steel Block Plug Kit	68-65	381-4010			
1	Brass Deep Cup Freeze Plug	68-65	381-9002		1.500" Diameter, 0.375" Height	
1	Steel Deep Cup Freeze Plug	68-65	381-3095		0.500" Diameter	
1	Steel Deep Cup Freeze Plug	68-65	381-3038		0.750" Diameter	
1	Steel Deep Cup Freeze Plug	68-65	381-3133		1.500" Diameter, 0.375" Height	
1	Steel Deep Cup Freeze Plug	68-65	381-3195		2.156" Diameter	
KITS		RE-RING KIT			PREMIUM KIT NO.	ECONOMY KIT NO.
		YEARS	DESCRIPTION		205-653	205-153
68-65	Premium gskt. set incl.; Premium valve stem seals incl.; Incl. A-Series aluminum bearings	Re-ring				
68-65	Premium gskt. set incl.; Premium valve stem seals incl.; Incl. A-Series aluminum bearings; Incl. contoured design thrust brg.	Re-ring w/Mains		205-653M	205-153M	

30 289 4.7L (4737cc) OHV V8 (16 Valve), 4" Bore (Ford Eng.), 2 Bbl. "VIN C" 1968-1965

VALVE TRAIN		QTY	TIMING	YEARS	PART NO.	DESCRIPTION
		1	3 Piece Set	67	KT3-358S	
1	3 Piece Set	66	KT3-358S		Ford Bronco Base; VINTAGE; Incl. silent type chain; w/1 pc. fuel pump ecc.; (1) 222-358; (1) 223-406; (1) 223-431	
1	3 Piece Set	65	KT3-358S		VINTAGE; Incl. silent type chain; w/1 pc. fuel pump ecc.; (1) 222-358; (1) 223-406; (1) 223-431	
1	3 Piece Set	65	KT3-356S		VINTAGE; To Early 1965; (1) 222-356; (1) 223-326; (1) 223-327	
1	Timing Chain	67	222-358		Silent type; 58 Links	
1	Timing Chain	66	222-358		Ford Bronco Base; Silent type; 58 Links	
1	Timing Chain	65	222-358		Silent type; 58 Links	
1	Crank Sprocket	67	223-431		If engine is equipped with an oil shield, the oil shield must be discarded when installing crank sprocket 223-431; Use w/Silent type chain; 21 Teeth	
1	Crank Sprocket	66	223-431		Ford Bronco Base; If engine is equipped with an oil shield, the oil shield must be discarded when installing crank sprocket 223-431; Use w/Silent type chain; 21 Teeth	
1	Crank Sprocket	65	223-431		If engine is equipped with an oil shield, the oil shield must be discarded when installing crank sprocket 223-431; Use w/Silent type chain; 21 Teeth	
1	Cam Sprocket	67	223-406		VINTAGE; 42 Teeth	
1	Cam Sprocket	66	223-406		Ford Bronco Base; VINTAGE; 42 Teeth	

(continued on next page)

Ford Truck (Incl. SUV's)

289 4.7L (4737cc) OHV V8 (16 Valve), 4" Bore (Ford Eng.), 2 Bbl. "VIN C" 1968-1965 30
(cont.)

QTY	TIMING (cont.)	YEARS	PART NO.	DESCRIPTION
1	Cam Sprocket	65	223-406	VINTAGE; From Late 1965; 42 Teeth
QTY	CAMSHAFT/LIFTER	YEARS	PART NO.	DESCRIPTION
1	Camshaft	68-65	CS-560	VINTAGE; Hyd.; Hydraulic, (050) Duration at .050 Lobe Lift, 189 Exh., 184 Int., 112 Degrees Lobe Separation
1	Prelube		55-403 Std Only	1.5 oz. packet
1	Prelube		55-400 Std Only	4 oz. bottle; 1.5 oz. packet No. 55-403 also avail.
16	Lifter	68-65	HT-900 Std Only	Hyd.
16	Lifter	68-65	HT-900R Std Only	Speed-Pro Hi-Revolution Hyd.; Use w/adj. rocker assy.
16	Lifter, Bulk	68-65	HT-900B Std Only	Hyd.; Carton of 122
16	Lifter, Bulk	68-65	HT-900RB Std Only	Speed-Pro Hi-Revolution Hyd.; Use w/adj. rocker assy.; Carton of 122
QTY	PUSH ROD	YEARS	PART NO.	DESCRIPTION
16	Push Rod	68-65	RP-3165 Std Only	VINTAGE; 6.8010" O.A.L.
16	Push Rod, Bulk	68-65	BRP-3165 Std Only	VINTAGE; Carton of 100; 6.8010" O.A.L.
QTY	ROCKER PARTS	YEARS	PART NO.	DESCRIPTION
16	Arm Assy.	68-65	R-847 Std Only	VINTAGE; Incl. arm, ball & nut; rail style rockers; Cast iron; w/stud type mount; Incl. 3/8" nut; Incl. 5/16" nut
16	Arm Assy., Bulk	68-65	R-847B Std Only	VINTAGE; Incl. arm, ball & nut; rail style rockers; Cast iron; w/stud type mount; Incl. 3/8" nut; Incl. 5/16" nut; Carton of 64
16	Arm	68-65	R-847A Std Only	VINTAGE; Rail style rockers; Cast iron; w/stud type mount
16	Rocker Arm Ball	68-65	MR-1809 Std Only	
16	Rocker Arm Ball	68-65	MR-1809B Std Only	Carton of 500
16	Nut	68-65	MR-1823 Std Only	5/16" x 24
16	Nut	68-65	MR-1751 Std Only	Self-locking, 3/8" x 24 threads
QTY	VALVE	YEARS	PART NO.	DESCRIPTION
8	Exhaust	68-65	V-1784 Std-15	VINTAGE; 1.4500" Head Dia., 0.3415" Stem Dia., 4.8730" O.A.L.
8	Exhaust, Bulk	68-65	V-1784B 15 15	VINTAGE; Carton of 25; 1.4500" Head Dia., 0.3565" Stem Dia., 4.8730" O.A.L.
8	Intake	68-65	V-1785 Std-15	VINTAGE; 1.7740" Head Dia., 0.3420" Stem Dia., 4.8630" O.A.L.
8	Intake, Bulk	68-65	V-1785B Std-15	VINTAGE; Carton of 25; 1.7800" Head Dia., 0.3420" Stem Dia., 4.8730" O.A.L.
QTY	VALVE GUIDE	YEARS	PART NO.	DESCRIPTION
16	Guide	68-65	VG-5005H Std Only	Hardened; 0.3430" ID, 2.2500" O.A.L
16	Guide	68-65	VG-5005 Std Only	Plain; 0.3430" ID, 2.2500" O.A.L
16	Guide	68-65	VG-5005T Std Only	Threaded; 0.3425" ID, 2.2500" O.A.L
16	Guide, Bulk	68-65	VG-5005B Std Only	Plain; Carton of 50; 0.3430" ID, 2.2500" O.A.L
16	Guide, Bulk	68-65	VG-5005TB Std Only	Threaded; Carton of 50; 0.3425" ID, 2.2500" O.A.L
QTY	VALVE SPRING	YEARS	PART NO.	DESCRIPTION
16	Spring	68-65	VS-672 Std Only	VINTAGE; 1.9700" Free Height
QTY	VALVE SEAL	YEARS	PART NO.	DESCRIPTION
16	Valve Stem Seal	68-65	ST-2001 Std Only	Positive type; Installation requires valve guide machining; (RBBTF) Rubber/PTFE
16	Valve Stem Seal	68-65	MV-1796C Std Only	Umbrella type; Fits Std. to .015" O/S valve stem; (RBB) Rubber
16	Valve Stem Seal Bulk	68-65	ST-2001BC Std Only	Positive type; Installation requires valve guide machining; Carton of 100; (RBBTF) Rubber/PTFE
16	Valve Stem Seal Bulk	68-65	MV-1796 Std Only	Umbrella type; Fits Std. to .015" O/S valve stem; Carton of 100; (RBB) Rubber
QTY	VALVE SEAT	YEARS	PART NO.	DESCRIPTION
8	Seat	68-65	245-1562-1 Std Only	Loc. Exh.; 1.5675" OD, 1.3125" ID, 0.2160" Depth
8	Seat	68-65	245-1562-1N Std Only	Loc. Exh.; Premium Material; 1.5675" OD, 1.3125" ID, 0.2160" Depth
8	Seat	68-65	245-1812-3 Std Only	Loc. Int.; 1.8175" OD, 1.5000" ID, 0.2160" Depth
QTY	VALVE, MISC	YEARS	PART NO.	DESCRIPTION
32	Keeper	68-65	VK-115A Std Only	1 groove; Square cut key groove; Carton pack 24
32	Keeper	68-65	VK-115 Std Only	1 groove; Square cut key groove; Carton pack 32
32	Keeper	68-65	VK-115R Std Only	1 groove; Square cut key groove; Hardened
32	Keeper, Bulk	68-65	VK-115B Std Only	1 groove; Square cut key groove; Carton of 1000
16	Spring Insert	68-65	259-102C Std Only	.015"; Carton of 100
16	Spring Insert	68-65	259-102B Std Only	.030"; Carton of 100
16	Spring Insert	68-65	259-102A Std Only	.060"; Carton of 100
16	Spring Insert	68-65	259-502A Std Only	.060"; Carton of 50; O/S O.D. 1.542"
QTY	PISTON	YEARS	PART NO.	DESCRIPTION
8	Cast Piston	68-65	272AP Std-20-30-40-60-80	VINTAGE; Cast; .9122" Pin Dia.; 2 Rings 5/64 Groove, 1 Ring 3/16 Groove, 1.585 CD, Recessed Head .110 deep x 2.910 dia. w/4 valve reliefs - 8.9:1 C.R.

VALVE TRAIN

VALVE TRAIN

(continued on next page)

Ford Truck (Incl. SUV's)

30 289 4.7L (4737cc) OHV V8 (16 Valve), 4" Bore (Ford Eng.), 2 Bbl. "VIN C" 1968-1965
(cont.)

B L O C K		QTY	PISTON (cont.)	YEARS	PART NO.	DESCRIPTION		
		8	Cast Piston - Individual	68-65	W272AP Std-20-30-40-60-80	VINTAGE; Cast; .9122" Pin Dia.; 2 Rings 5/64 Groove, 1 Ring 3/16 Groove, 1.585 CD, Recessed Head .110 deep x 2.910 dia. w/4 valve reliefs - 8.9:1 C.R.		
		1	Cast Piston Set w/Prem. Rings	68-65	8K272AP 30 30-40-60	VINTAGE; Cast; .9122" Pin Dia.; 2 Rings 5/64 Groove, 1 Ring 3/16 Groove, 1.585 CD, Recessed Head .110 deep x 2.910 dia. w/4 valve reliefs - 8.9:1 C.R.		
		1	Cast Piston Set w/Econ. Rings	68-65	8X272AP 20 20-30-40-60	VINTAGE; Cast; .9122" Pin Dia.; 2 Rings 5/64 Groove, 1 Ring 3/16 Groove, 1.585 CD, Recessed Head .110 deep x 2.910 dia. w/4 valve reliefs - 8.9:1 C.R.		
		8	POWERFORGED	68-65	L-2482F Std-20-30-40-60	Powerforged; 0.9122" Pin Dia.; 2 Rings 5/64 Groove, 1 Ring 3/16 Groove, 1.605 CD, Flat, 4 reliefs; DUROSHIELD® skirt coated piston		
		8	POWERFORGED Piston-Individual	68-65	WL-2482F Std-20-30-40-60	Powerforged; 0.9122" Pin Dia.; 2 Rings 5/64 Groove, 1 Ring 3/16 Groove, 1.605 CD, Flat, 4 reliefs; DUROSHIELD® skirt coated piston		
		8	POWERFORGED Piston-Individual	68-65	WL-2305F 40 40	Powerforged; 0.9123" Pin Dia.; 2 Rings 5/64 Groove, 1 Ring 3/16 Groove, 1.605 CD, Recessed Head .068 deep w/4 valve reliefs and pressed pin. DUROSHIELD® skirt coated piston.		
		1	POWERFORGED Piston Set w/Rings	68-65	8KL2482F 30 30-40-60	Powerforged; 0.9123" Pin Dia.; 2 Rings 5/64 Groove, 1 Ring 3/16 Groove, 1.605 CD, Flat Head w/4 valve reliefs. DUROSHIELD® skirt coated piston.		
B L O C K		QTY	RINGS	YEARS	PART NO.	DESCRIPTION		
		1	Premium Set	68-65	E-251KC Std-20-30-40-60	2-5/64, 1-3/16; Premium Chrome		
		1	Premium Set	68-65	E-251K Std-10-20-30-40-60	2-5/64, 1-3/16; Premium Moly		
		1	Standard Set	68-65	E-251X Std-10-20-30-40-60-80	2-5/64, 1-3/16; Iron		
		8	Premium Single Cylinder Set	68-65	WE-251K Std-30-40-60	2-5/64, 1-3/16; Premium Moly		
		8	Standard Single Cylinder Set	68-65	WE-251X Std-30-40-60	2-5/64, 1-3/16; Iron		
B L O C K		QTY	ENGINE BEARINGS	YEARS	PART NO.	DESCRIPTION		
		1	Main Set	68-65	7151M 10 10-20-30	.020" O/S length flange brg.		
		1	Main Set	68-65	4125MA Std-1-10-20-30-40-60	A-Series aluminum bearings ; Incl. contoured design thrust brg.		
		1	Main Set	68-65	4125M Std-1-10-20-30-40	Incl. contoured design thrust brg.		
		1	Rod Set	68-65	8-2600CP Std-1-10-20-30-40	8-2600CA 60 avail. as unplated & resizeable		
		1	Rod Set	68-65	8-2600A Std-1-10-20-30-40-60	A-Series aluminum bearings		
		1	Rod Set	68-65	8-2600CA 60 60	Unplated & resizeable		
		8	Rod Pair	68-65	2600CP Std-1-10-20-30			
		8	Rod Pair	68-65	2600A Std-10-20-30	A-Series aluminum bearings		
		1	Cam Set	68-65	1204M Std-10	Babbitt material; Full round design		
B L O C K		QTY	OIL PUMP	YEARS	PART NO.	DESCRIPTION		
		1	Oil Pump	68-65	224-41118			
		1	Oil Pump	68-65	224-43370	High Pressure		
		1	Oil Pump	68-65	224-41128	High Volume, check pan for clearance; Incl. inter. shaft		
		1	Inter. Shaft	68-65	224-61118			
B L O C K		QTY	GASKETS	YEARS	PART NO.	DESCRIPTION		
		1	Kit Gasket Set	68-65	260-1125T	PermaDryPlus® valve cover & oil pan gskts. incl.; Premium valve stem seals incl.; Improved Design		
		1	Kit Gasket Set	68-65	260-1125	Premium valve stem seals incl.		
B L O C K		QTY	FREEZE PLUGS	YEARS	PART NO.	DESCRIPTION		
		1	Brass Block Plug Kit	68-65	381-8015			
		1	Steel Block Plug Kit	68-65	381-4010			
		1	Brass Deep Cup Freeze Plug	68-65	381-9002	1.500" Diameter, 0.375" Height		
		1	Steel Deep Cup Freeze Plug	68-65	381-3095	0.500" Diameter		
		1	Steel Deep Cup Freeze Plug	68-65	381-3038	0.750" Diameter		
		1	Steel Deep Cup Freeze Plug	68-65	381-3133	1.500" Diameter, 0.375" Height		
		1	Steel Deep Cup Freeze Plug	68-65	381-3195	2.156" Diameter		
K I T S		RE-RING KIT		YEARS	DESCRIPTION	PREMIUM KIT NO.	ECONOMY KIT NO.	K I T S
		68-65	Premium gskt. set incl.; Premium valve stem seals incl.; Incl. A-Series aluminum bearings		Re-ring	205-653	205-153	
		68-65	Premium gskt. set incl.; Premium valve stem seals incl.; Incl. A-Series aluminum bearings ; Incl. contoured design thrust brg.		Re-ring w/Mains	205-653M	205-153M	

31 289 4.7L (4737cc) OHV V8 (16 Valve), 4" Bore (Ford Eng.), 2 Bbl. "VIN N" 1968-1966

QTY	TIMING	YEARS	PART NO.	DESCRIPTION
1	3 Piece Set	68	KT3-358S	VINTAGE; Incl. silent type chain; w/1 pc. fuel pump ecc.; (1) 222-358; (1) 223-406; (1) 223-431
1	Timing Chain	68	222-358	Silent type; 58 Links

(continued on next page)

Ford Truck (Incl. SUV's)

289 4.7L (4737cc) OHV V8 (16 Valve), 4" Bore (Ford Eng.), 2 Bbl. "VIN N" 1968-1966 31
(cont.)

QTY	TIMING (cont.)	YEARS	PART NO.	DESCRIPTION
1	Crank Sprocket	68	223-431	If engine is equipped with an oil shield, the oil shield must be discarded when installing crank sprocket 223-431; Use w/Silent type chain; 21 Teeth
1	Cam Sprocket	68	223-406	VINTAGE; 42 Teeth
QTY	CAMSHAFT/LIFTER	YEARS	PART NO.	DESCRIPTION
1	Camshaft	68-66	CS-560	VINTAGE; Hyd.; Hydraulic, (050) Duration at .050 Lobe Lift, 189 Exh., 184 Int., 112 Degrees Lobe Separation
1	Prelube		55-403 Std Only	1.5 oz. packet
1	Prelube		55-400 Std Only	4 oz. bottle; 1.5 oz. packet No. 55-403 also avail.
16	Lifter	68-66	HT-900 Std Only	Hyd.
16	Lifter	68-66	HT-900R Std Only	Speed-Pro Hi-Revolution Hyd.; Use w/adj. rocker assy.
16	Lifter, Bulk	68-66	HT-900B Std Only	Hyd.; Carton of 122
16	Lifter, Bulk	68-66	HT-900RB Std Only	Speed-Pro Hi-Revolution Hyd.; Use w/adj. rocker assy.; Carton of 122
QTY	PUSH ROD	YEARS	PART NO.	DESCRIPTION
16	Push Rod	68-66	RP-3165 Std Only	VINTAGE; 6.8010" O.A.L.
16	Push Rod, Bulk	68-66	BRP-3165 Std Only	VINTAGE; Carton of 100; 6.8010" O.A.L.
QTY	ROCKER PARTS	YEARS	PART NO.	DESCRIPTION
16	Arm Assy.	68-66	R-847 Std Only	VINTAGE; Incl. arm, ball & nut; rail style rockers; Cast iron; w/stud type mount; Incl. 3/8" nut; Incl. 5/16" nut
16	Arm Assy., Bulk	68-66	R-847B Std Only	VINTAGE; Incl. arm, ball & nut; rail style rockers; Cast iron; w/stud type mount; Incl. 3/8" nut; Incl. 5/16" nut; Carton of 64
16	Arm	68-66	R-847A Std Only	VINTAGE; Rail style rockers; Cast iron; w/stud type mount
16	Rocker Arm Ball	68-66	MR-1809 Std Only	
16	Rocker Arm Ball	68-66	MR-1809B Std Only	Carton of 500
16	Nut	68-66	MR-1823 Std Only	5/16" x 24
16	Nut	68-66	MR-1751 Std Only	Self-locking, 3/8" x 24 threads
QTY	VALVE	YEARS	PART NO.	DESCRIPTION
8	Exhaust	68-66	V-1784 Std-15	VINTAGE; 1.4500" Head Dia., 0.3415" Stem Dia., 4.8730" O.A.L.
8	Exhaust, Bulk	68-66	V-1784B 15 15	VINTAGE; Carton of 25; 1.4500" Head Dia., 0.3565" Stem Dia., 4.8730" O.A.L.
8	Intake	68-66	V-1785 Std-15	VINTAGE; 1.7740" Head Dia., 0.3420" Stem Dia., 4.8630" O.A.L.
8	Intake, Bulk	68-66	V-1785B Std-15	VINTAGE; Carton of 25; 1.7800" Head Dia., 0.3420" Stem Dia., 4.8730" O.A.L.
QTY	VALVE GUIDE	YEARS	PART NO.	DESCRIPTION
16	Guide	68-66	VG-5005H Std Only	Hardened; 0.3430" ID, 2.2500" O.A.L
16	Guide	68-66	VG-5005 Std Only	Plain; 0.3430" ID, 2.2500" O.A.L
16	Guide	68-66	VG-5005T Std Only	Threaded; 0.3425" ID, 2.2500" O.A.L
16	Guide, Bulk	68-66	VG-5005B Std Only	Plain; Carton of 50; 0.3430" ID, 2.2500" O.A.L
16	Guide, Bulk	68-66	VG-5005TB Std Only	Threaded; Carton of 50; 0.3425" ID, 2.2500" O.A.L
QTY	VALVE SPRING	YEARS	PART NO.	DESCRIPTION
16	Spring	68-66	VS-672 Std Only	VINTAGE; 1.9700" Free Height
QTY	VALVE SEAL	YEARS	PART NO.	DESCRIPTION
16	Valve Stem Seal	68-66	ST-2001 Std Only	Positive type; Installation requires valve guide machining; (RBBTF) Rubber/PTFE
16	Valve Stem Seal	68-66	MV-1796C Std Only	Umbrella type; Fits Std. to .015" O/S valve stem; (RBB) Rubber
16	Valve Stem Seal Bulk	68-66	ST-2001BC Std Only	Positive type; Installation requires valve guide machining; Carton of 100; (RBBTF) Rubber/PTFE
16	Valve Stem Seal Bulk	68-66	MV-1796 Std Only	Umbrella type; Fits Std. to .015" O/S valve stem; Carton of 100; (RBB) Rubber
QTY	VALVE SEAT	YEARS	PART NO.	DESCRIPTION
8	Seat	68-66	245-1562-1 Std Only	Loc. Exh.; 1.5675" OD, 1.3125" ID, 0.2160" Depth
8	Seat	68-66	245-1562-1N Std Only	Loc. Exh.; Premium Material; 1.5675" OD, 1.3125" ID, 0.2160" Depth
8	Seat	68-66	245-1812-3 Std Only	Loc. Int.; 1.8175" OD, 1.5000" ID, 0.2160" Depth
QTY	VALVE, MISC	YEARS	PART NO.	DESCRIPTION
32	Keeper	68-66	VK-115A Std Only	1 groove; Square cut key groove; Carton pack 24
32	Keeper	68-66	VK-115 Std Only	1 groove; Square cut key groove; Carton pack 32
32	Keeper	68-66	VK-115R Std Only	1 groove; Square cut key groove; Hardened
32	Keeper, Bulk	68-66	VK-115B Std Only	1 groove; Square cut key groove; Carton of 1000
16	Spring Insert	68-66	259-102C Std Only	.015"; Carton of 100
16	Spring Insert	68-66	259-102B Std Only	.030"; Carton of 100
16	Spring Insert	68-66	259-102A Std Only	.060"; Carton of 100
16	Spring Insert	68-66	259-502A Std Only	.060"; Carton of 50; O/S O.D. 1.542"

VALVE TRAIN

VALVE TRAIN

(continued on next page)

Ford Truck (Incl. SUV's)

31 289 4.7L (4737cc) OHV V8 (16 Valve), 4" Bore (Ford Eng.), 2 Bbl. "VIN N" 1968-1966 (cont.)

QTY	PISTON	YEARS	PART NO.	DESCRIPTION		
8	Cast Piston	68-66	272AP Std-20-30-40-60-80	VINTAGE; Cast; .9122" Pin Dia.; 2 Rings 5/64 Groove, 1 Ring 3/16 Groove, 1.585 CD, Recessed Head .110 deep x 2.910 dia. w/4 valve reliefs - 8.9:1 C.R.		
8	Cast Piston - Individual	68-66	W272AP Std-20-30-40-60-80	VINTAGE; Cast; .9122" Pin Dia.; 2 Rings 5/64 Groove, 1 Ring 3/16 Groove, 1.585 CD, Recessed Head .110 deep x 2.910 dia. w/4 valve reliefs - 8.9:1 C.R.		
1	Cast Piston Set w/Prem. Rings	68-66	8K272AP 30 30-40-60	VINTAGE; Cast; .9122" Pin Dia.; 2 Rings 5/64 Groove, 1 Ring 3/16 Groove, 1.585 CD, Recessed Head .110 deep x 2.910 dia. w/4 valve reliefs - 8.9:1 C.R.		
1	Cast Piston Set w/Econ. Rings	68-66	8X272AP 20 20-30-40-60	VINTAGE; Cast; .9122" Pin Dia.; 2 Rings 5/64 Groove, 1 Ring 3/16 Groove, 1.585 CD, Recessed Head .110 deep x 2.910 dia. w/4 valve reliefs - 8.9:1 C.R.		
8	POWERFORGED	68-66	L-2482F Std-20-30-40-60	Powerforged; 0.9122" Pin Dia.; 2 Rings 5/64 Groove, 1 Ring 3/16 Groove, 1.605 CD, Flat, 4 reliefs; DUROSHIELD® skirt coated piston		
8	POWERFORGED Piston-Individual	68-66	WL-2482F Std-20-30-40-60	Powerforged; 0.9122" Pin Dia.; 2 Rings 5/64 Groove, 1 Ring 3/16 Groove, 1.605 CD, Flat, 4 reliefs; DUROSHIELD® skirt coated piston		
8	POWERFORGED Piston-Individual	68-66	WL-2305F 40 40	Powerforged; 0.9123" Pin Dia.; 2 Rings 5/64 Groove, 1 Ring 3/16 Groove, 1.605 CD, Recessed Head .068 deep w/4 valve reliefs and pressed pin. DUROSHIELD® skirt coated piston.		
1	POWERFORGED Piston Set w/Rings	68-66	8KL2482F 30 30-40-60	Powerforged; 0.9123" Pin Dia.; 2 Rings 5/64 Groove, 1 Ring 3/16 Groove, 1.605 CD, Flat Head w/4 valve reliefs. DUROSHIELD® skirt coated piston.		
QTY	RINGS	YEARS	PART NO.	DESCRIPTION		
1	Premium Set	68-66	E-251KC Std-20-30-40-60	2-5/64, 1-3/16; Premium Chrome		
1	Premium Set	68-66	E-251K Std-10-20-30-40-60	2-5/64, 1-3/16; Premium Moly		
1	Standard Set	68-66	E-251X Std-10-20-30-40-60-80	2-5/64, 1-3/16; Iron		
8	Premium Single Cylinder Set	68-66	WE-251K Std-30-40-60	2-5/64, 1-3/16; Premium Moly		
8	Standard Single Cylinder Set	68-66	WE-251X Std-30-40-60	2-5/64, 1-3/16; Iron		
QTY	ENGINE BEARINGS	YEARS	PART NO.	DESCRIPTION		
1	Main Set	68-66	7151M 10 10-20-30	.020" O/S length flange brg.		
1	Main Set	68-66	4125MA Std-1-10-20-30-40-60	A-Series aluminum bearings ; Incl. contoured design thrust brg.		
1	Main Set	68-66	4125M Std-1-10-20-30-40	Incl. contoured design thrust brg.		
1	Rod Set	68-66	8-2600CP Std-1-10-20-30-40	8-2600CA 60 avail. as unplated & resizeable		
1	Rod Set	68-66	8-2600A Std-1-10-20-30-40-60	A-Series aluminum bearings		
1	Rod Set	68-66	8-2600CA 60 60	Unplated & resizeable		
8	Rod Pair	68-66	2600CP Std-1-10-20-30			
8	Rod Pair	68-66	2600A Std-10-20-30	A-Series aluminum bearings		
1	Cam Set	68-66	1204M Std-10	Babbitt material; Full round design		
QTY	OIL PUMP	YEARS	PART NO.	DESCRIPTION		
1	Oil Pump	68-66	224-41118			
1	Oil Pump	68-66	224-43370	High Pressure		
1	Oil Pump	68-66	224-41128	High Volume, check pan for clearance; Incl. inter. shaft		
1	Inter. Shaft	68-66	224-61118			
QTY	GASKETS	YEARS	PART NO.	DESCRIPTION		
1	Kit Gasket Set	68-66	260-1125T	PermaDryPlus® valve cover & oil pan gskts. incl.; Premium valve stem seals incl.; Improved Design		
1	Kit Gasket Set	68-66	260-1125	Premium valve stem seals incl.		
QTY	FREEZE PLUGS	YEARS	PART NO.	DESCRIPTION		
1	Brass Block Plug Kit	68-66	381-8015			
1	Steel Block Plug Kit	68-66	381-4010			
1	Brass Deep Cup Freeze Plug	68-66	381-9002	1.500" Diameter, 0.375" Height		
1	Steel Deep Cup Freeze Plug	68-66	381-3095	0.500" Diameter		
1	Steel Deep Cup Freeze Plug	68-66	381-3038	0.750" Diameter		
1	Steel Deep Cup Freeze Plug	68-66	381-3133	1.500" Diameter, 0.375" Height		
1	Steel Deep Cup Freeze Plug	68-66	381-3195	2.156" Diameter		
K	RE-RING KIT	YEARS	DESCRIPTION	PREMIUM KIT NO.	ECONOMY KIT NO.	K
		68-66	Premium gskt. set incl.; Premium valve stem seals incl.; Incl. A-Series aluminum bearings	205-653	205-153	
		68-66	Premium gskt. set incl.; Premium valve stem seals incl.; Incl. A-Series aluminum bearings ; Incl. contoured design thrust brg.	205-653M	205-153M	

32 292 4.8L (4786cc) OHV V8 (16 Valve), 3.75" Bore (Ford Eng.), 2 Bbl. "VIN C" 1964-1957

QTY	TIMING	YEARS	PART NO.	DESCRIPTION
1	Timing Chain	64-58	222-354	VINTAGE; Silent type; 1" wide chain; 56 Links

(continued on next page)

Ford Truck (Incl. SUV's)

292 4.8L (4786cc) OHV V8 (16 Valve), 3.75" Bore (Ford Eng.), 2 Bbl. "VIN C" 1964-1957 32
(cont.)

QTY	TIMING (cont.)	YEARS	PART NO.	DESCRIPTION
1	Crank Sprocket	64-58	223-250	VINTAGE; Use w/silent type chain; 21 Teeth
1	Crank Sprocket	57	223-250	Ford Courier Sedan Delivery Base, F Series Base, Ranchero Base; VINTAGE; Use w/silent type chain; 21 Teeth
1	Cam Sprocket	64-58	223-249	VINTAGE; Use w/silent type chain; 42 Teeth
1	Cam Sprocket	57	223-249	Ford Courier Sedan Delivery Base, F Series Base, Ranchero Base; VINTAGE; Use w/silent type chain; 42 Teeth
QTY	CAMSHAFT/LIFTER	YEARS	PART NO.	DESCRIPTION
1	Camshaft	64-58	CS-210	VINTAGE; 14 teeth on dist. drive gear; Shaft has oil groove in No. 3 journal; Mechanical, (050) Duration at .050 Lobe Lift, 196 Exh., 197 Int., 113 Degrees Lobe Separation
1	Prelube		55-403 Std Only	1.5 oz. packet
1	Prelube		55-400 Std Only	4 oz. bottle; 1.5 oz. packet No. 55-403 also avail.
16	Lifter	64-58	AT-892 Std Only	VINTAGE; Mech.; 2.380" Length
QTY	PUSH ROD	YEARS	PART NO.	DESCRIPTION
16	Push Rod	64-58	RP-3022 Std Only	VINTAGE; 8.3400" O.A.L.
QTY	VALVE	YEARS	PART NO.	DESCRIPTION
8	Exhaust	64-58	V-1127 Std Only	VINTAGE; Rototype; Free valve; 1.5100" Head Dia., 0.3418" Stem Dia., 5.0900" O.A.L.
8	Intake	64-58	V-1285 Std Only	VINTAGE; 1.9250" Head Dia., 0.3421" Stem Dia., 5.1100" O.A.L.
QTY	VALVE GUIDE	YEARS	PART NO.	DESCRIPTION
8	Guide	64-59	VG-5034 Std Only	Loc. Exh.; Cut to fit; 0.3430" ID, 2.5000" O.A.L
8	Guide	64-58	VG-5006 Std Only	Loc. Int.; Plain; 0.3440" ID, 2.3750" O.A.L
8	Guide	64-58	VG-5006T Std Only	Loc. Int.; Threaded; 0.3425" ID, 2.3800" O.A.L
8	Guide, Bulk	64-58	VG-5006B Std Only	Loc. Int.; Plain; Carton of 50; 0.3440" ID, 2.3750" O.A.L
8	Guide, Bulk	64-58	VG-5006TB Std Only	Loc. Int.; Threaded; Carton of 100; 0.3425" ID, 2.3800" O.A.L
QTY	VALVE SPRING	YEARS	PART NO.	DESCRIPTION
16	Spring	64-58	VS-1575 Std Only	VINTAGE; 2.1250" Free Height
QTY	VALVE SEAL	YEARS	PART NO.	DESCRIPTION
16	Valve Stem Seal	64-58	ST-2001 Std Only	Positive type; Installation requires valve guide machining; (RBBTF) Rubber/PTFE
16	Valve Stem Seal	64-58	MV-1599C Std Only	Umbrella type; (RBB) Rubber
16	Valve Stem Seal Bulk	64-58	ST-2001BC Std Only	Positive type; Installation requires valve guide machining; Carton of 100; (RBBTF) Rubber/PTFE
16	Valve Stem Seal Bulk	64-58	MV-1599 Std Only	Umbrella type; Carton of 100; (RBB) Rubber
QTY	VALVE, MISC	YEARS	PART NO.	DESCRIPTION
32	Keeper	64-58	VK-115A Std Only	1 groove; Square cut key groove; Carton pack 24
32	Keeper	64-58	VK-115 Std Only	1 groove; Square cut key groove; Carton pack 32
32	Keeper	64-58	VK-115R Std Only	1 groove; Square cut key groove; Hardened
32	Keeper, Bulk	64-58	VK-115B Std Only	1 groove; Square cut key groove; Carton of 1000
16	Spring Insert	64-58	259-102C Std Only	.015"; Carton of 100
16	Spring Insert	64-58	259-102B Std Only	.030"; Carton of 100
16	Spring Insert	64-58	259-102A Std Only	.060"; Carton of 100
16	Spring Insert	64-58	259-502A Std Only	.060"; Carton of 50; O/S O.D. 1.542"
QTY	PISTON	YEARS	PART NO.	DESCRIPTION
8	Cast Piston	64-58	1022P + Std-30-40	Cast; .9122" Pin Dia.; 2 Rings 5/64 Groove, 1 Ring 3/16 Groove, 1.760 CD, Flat Head - 8.6:1 C.R.; Superseded - When depleted use 1022NP
8	Cast Piston	64-58	1022NP Std-30-40-60	VINTAGE; Cast
8	Cast Piston - Individual	64-58	W1022NP Std-30-40-60	
8	Cast Piston - Individual	64-58	W1022P 30	VINTAGE; Cast; .9122" Pin Dia.; 2 Rings 5/64 Groove, 1 Ring 3/16 Groove, 1.760 CD, Flat Head - 8.6:1 C.R.
8	Pin Bushing	64-61	2469V	VINTAGE; 1.276" length
8	Pin Bushing	64-58	1834V	VINTAGE; 1.306" length
QTY	RINGS	YEARS	PART NO.	DESCRIPTION
1	Premium Set	64-58	E-240K 20 20-30-40-60	2-5/64, 1-3/16; Premium Moly
1	Standard Set	64-58	E-240X Std-30-40-60	2-5/64, 1-3/16; Iron
QTY	ENGINE BEARINGS	YEARS	PART NO.	DESCRIPTION
1	Main Set	64-58	884M Std-10-20-30-40-50	VINTAGE
1	Rod Set	64-58	8-2000CPA Std-10-20-30-40	VINTAGE
8	Rod Pair	64-58	2000CPA Std-1-10-20-30-40	VINTAGE
1	Cam Set	64-58	1223M Std Only	VINTAGE; w/Cross-drilled No. 3 cam journal
1	Cam Set	63-58	1160M Std Only	VINTAGE; w/Grooved No. 3 cam journal
QTY	OIL PUMP	YEARS	PART NO.	DESCRIPTION
1	Oil Pump	64-58	224-41123	VINTAGE

(continued on next page)

Ford Truck (Incl. SUV's)

32 292 4.8L (4786cc) OHV V8 (16 Valve), 3.75" Bore (Ford Eng.), 2 Bbl. "VIN C" 1964-1957 (cont.)

QTY	OIL PUMP (cont.)	YEARS	PART NO.	DESCRIPTION
1	Pump Repair Kit	64-58	224-51297	VINTAGE; Rotor type
1	Inter. Shaft	64-58	224-61123	VINTAGE

33 292 4.8L (4786cc) OHV V8 (16 Valve), 3.75" Bore (Ford Eng.), 4 Bbl. "VIN D" 1964-1958

QTY	TIMING	YEARS	PART NO.	DESCRIPTION
1	Timing Chain	64-58	222-354	VINTAGE; Silent type; 1" wide chain; 56 Links
1	Crank Sprocket	64-58	223-250	VINTAGE; Use w/silent type chain; 21 Teeth
1	Cam Sprocket	64-58	223-249	VINTAGE; Use w/silent type chain; 42 Teeth
QTY	CAMSHAFT/LIFTER	YEARS	PART NO.	DESCRIPTION
1	Camshaft	64-58	CS-210	VINTAGE; 14 teeth on dist. drive gear; Shaft has oil groove in No. 3 journal; Mechanical, (050) Duration at .050 Lobe Lift, 196 Exh., 197 Int., 113 Degrees Lobe Separation
1	Prelube		55-403 Std Only	1.5 oz. packet
1	Prelube		55-400 Std Only	4 oz. bottle; 1.5 oz. packet No. 55-403 also avail.
16	Lifter	64-58	AT-892 Std Only	VINTAGE; Mech.; 2.380" Length
QTY	PUSH ROD	YEARS	PART NO.	DESCRIPTION
16	Push Rod	64-58	RP-3022 Std Only	VINTAGE; 8.3400" O.A.L.
QTY	VALVE	YEARS	PART NO.	DESCRIPTION
8	Exhaust	64-58	V-1127 Std Only	VINTAGE; Rototype; Free valve; 1.5100" Head Dia., 0.3418" Stem Dia., 5.0900" O.A.L.
8	Intake	64-58	V-1285 Std Only	VINTAGE; 1.9250" Head Dia., 0.3421" Stem Dia., 5.1100" O.A.L.
QTY	VALVE GUIDE	YEARS	PART NO.	DESCRIPTION
8	Guide	64-59	VG-5034 Std Only	Loc. Exh.; Cut to fit; 0.3430" ID, 2.5000" O.A.L
8	Guide	64-58	VG-5006 Std Only	Loc. Int.; Plain; 0.3440" ID, 2.3750" O.A.L
8	Guide	64-58	VG-5006T Std Only	Loc. Int.; Threaded; 0.3425" ID, 2.3800" O.A.L
8	Guide, Bulk	64-58	VG-5006B Std Only	Loc. Int.; Plain; Carton of 50; 0.3440" ID, 2.3750" O.A.L
8	Guide, Bulk	64-58	VG-5006TB Std Only	Loc. Int.; Threaded; Carton of 100; 0.3425" ID, 2.3800" O.A.L
QTY	VALVE SPRING	YEARS	PART NO.	DESCRIPTION
16	Spring	64-58	VS-1575 Std Only	VINTAGE; 2.1250" Free Height
QTY	VALVE SEAL	YEARS	PART NO.	DESCRIPTION
16	Valve Stem Seal	64-58	ST-2001 Std Only	Positive type; Installation requires valve guide machining; (RBBTF) Rubber/PTFE
16	Valve Stem Seal	64-58	MV-1599C Std Only	Umbrella type; (RBB) Rubber
16	Valve Stem Seal Bulk	64-58	ST-2001BC Std Only	Positive type; Installation requires valve guide machining; Carton of 100; (RBBTF) Rubber/PTFE
16	Valve Stem Seal Bulk	64-58	MV-1599 Std Only	Umbrella type; Carton of 100; (RBB) Rubber
QTY	VALVE, MISC	YEARS	PART NO.	DESCRIPTION
32	Keeper	64-58	VK-115A Std Only	1 groove; Square cut key groove; Carton pack 24
32	Keeper	64-58	VK-115 Std Only	1 groove; Square cut key groove; Carton pack 32
32	Keeper	64-58	VK-115R Std Only	1 groove; Square cut key groove; Hardened
32	Keeper, Bulk	64-58	VK-115B Std Only	1 groove; Square cut key groove; Carton of 1000
16	Spring Insert	64-58	259-102C Std Only	.015"; Carton of 100
16	Spring Insert	64-58	259-102B Std Only	.030"; Carton of 100
16	Spring Insert	64-58	259-102A Std Only	.060"; Carton of 100
16	Spring Insert	64-58	259-502A Std Only	.060"; Carton of 50; O/S O.D. 1.542"
QTY	PISTON	YEARS	PART NO.	DESCRIPTION
8	Cast Piston	64-58	1022P + Std-30-40	Cast; .9122" Pin Dia.; 2 Rings 5/64 Groove, 1 Ring 3/16 Groove, 1.760 CD, Flat Head - 8.6:1 C.R.; Superseded - When depleted use 1022NP
8	Cast Piston	64-58	1022NP Std-30-40-60	VINTAGE; Cast
8	Cast Piston - Individual	64-58	W1022NP Std-30-40-60	
8	Cast Piston - Individual	64-58	W1022P 30 30	VINTAGE; Cast; .9122" Pin Dia.; 2 Rings 5/64 Groove, 1 Ring 3/16 Groove, 1.760 CD, Flat Head - 8.6:1 C.R.
8	Pin Bushing	64-61	2469V	VINTAGE; 1.276" length
8	Pin Bushing	64-58	1834V	VINTAGE; 1.306" length
QTY	RINGS	YEARS	PART NO.	DESCRIPTION
1	Premium Set	64-58	E-240K 20 20-30-40-60	2-5/64, 1-3/16; Premium Moly
1	Standard Set	64-58	E-240X Std-30-40-60	2-5/64, 1-3/16; Iron
QTY	ENGINE BEARINGS	YEARS	PART NO.	DESCRIPTION
1	Main Set	64-58	884M Std-10-20-30-40-50	VINTAGE
1	Rod Set	64-58	8-2000CPA Std-10-20-30-40	VINTAGE
8	Rod Pair	64-58	2000CPA Std-1-10-20-30-40	VINTAGE
1	Cam Set	64-58	1223M Std Only	VINTAGE; w/Cross-drilled No. 3 cam journal
1	Cam Set	63-58	1160M Std Only	VINTAGE; w/Grooved No. 3 cam journal
QTY	OIL PUMP	YEARS	PART NO.	DESCRIPTION
1	Oil Pump	64-58	224-41123	VINTAGE

VALVE TRAIN

VALVE TRAIN

BLOCK

BLOCK

(continued on next page)

Ford Truck (Incl. SUV's)

292 4.8L (4786cc) OHV V8 (16 Valve), 3.75" Bore (Ford Eng.), 4 Bbl. "VIN D" 1964-1958 33
(cont.)

QTY	OIL PUMP (cont.)	YEARS	PART NO.	DESCRIPTION
1	Pump Repair Kit	64-58	224-51297	VINTAGE; Rotor type
1	Inter. Shaft	64-58	224-61123	VINTAGE

300 4.9L (4917cc) OHV L6 (12 Valve), 4" Bore (Ford Eng.), 1 Bbl. "VIN B" 1980-1965 34				
QTY	TIMING	YEARS	PART NO.	DESCRIPTION
1	Gear Set	80-77	221-2766LS	221-2765 not sold separately; Laminated silent type cam gear; (1) 221-2750L; (1) 221-2765
1	Gear Set	80-65	221-2764S	58 tooth H/D metal cam gear & 29 tooth crank gear incl.; 221-2763 & 221-2764 not sold separately; (1) 221-2763; (1) 221-2764
1	Gear Set	80-65	221-2750AS	Alum. cam gear; Replace in sets only; 221-2765 not sold separately; (1) 221-2750A; (1) 221-2765
1	Cam Gear	80-77	221-2750L	Laminated silent type cam gear; 58 Teeth
QTY	CAMSHAFT/LIFTER	YEARS	PART NO.	DESCRIPTION
1	Camshaft	80-65	CS-1230	Hydraulic, (050) Duration at .050 Lobe Lift, 192 Exh., 192 Int., 50 Degrees Lobe Separation
1	Prelube		55-403 Std Only	1.5 oz. packet
1	Prelube		55-400 Std Only	4 oz. bottle; 1.5 oz. packet No. 55-403 also avail.
12	Lifter	80-65	HT-900 Std Only	Hyd.
12	Lifter, Bulk	80-65	HT-900B Std Only	Hyd.; Carton of 122
QTY	CAM KIT	YEARS	PART NO.	DESCRIPTION
1	Cam/Lifter Kit	80-65	KC-1230	Hyd.; (1) 55-403B; (1) CS-1230; (12) HT-900
1	Cam/Lifter/Timing Kit	80-65	KCT-1230C	Hyd.; 58 tooth H/D metal cam gear & 29 tooth crank gear incl.; (1) 221-2764S; (1) 55-403B; (1) CS-1230; (12) HT-900
1	Cam/Lifter/Timing Kit	80-77	KCT-1230	Hyd.; Incl. laminated silent type cam gear; (1) 221-2766LS; (1) 55-403B; (1) CS-1230; (12) HT-900
QTY	PUSH ROD	YEARS	PART NO.	DESCRIPTION
12	Push Rod	80-65	RP-3260 Std Only	.060" shorter length; 10.0800" O.A.L.
12	Push Rod	80-65	RP-3183 Std Only	Std. length; 10.1400" O.A.L.
12	Push Rod, Bulk	80-65	BRP-3260 Std Only	.060" shorter length; Carton of 100; 10.0800" O.A.L.
12	Push Rod, Bulk	80-65	BRP-3183 Std Only	Std. length; Carton of 100; 10.1640" O.A.L.
QTY	ROCKER PARTS	YEARS	PART NO.	DESCRIPTION
12	Arm Assy.	80-65	R-854 Std Only	Incl. arm, ball & 2-nuts; Incl. 3/8" nut; Incl. 5/16" nut
12	Arm Assy., Bulk	80-65	R-854B Std Only	Incl. arm, ball & 2-nuts; Incl. 3/8" nut; Incl. 5/16" nut; Carton of 64
12	Arm	80-65	R-854A Std Only	
12	Rocker Arm Ball	80-65	MR-1809 Std Only	
12	Rocker Arm Ball	80-65	MR-1809B Std Only	Carton of 500
12	Nut	80-65	MR-1823 Std Only	5/16" x 24
12	Nut	80-65	MR-1751 Std Only	Self-locking, 3/8" x 24 threads
12	Stud	78	MR-1902 Std Only	Ford F-100 Pickup Base; .006" O/S, .378" X 24 x 2.600"
12	Stud	78	MR-1901 Std Only	Ford F-100 Pickup Base; 3/8" x 24 x 2.600"
12	Stud	77-65	MR-1902 Std Only	.006" O/S, .378" X 24 x 2.600"
12	Stud	77-65	MR-1901 Std Only	3/8" x 24 x 2.600"
QTY	VALVE	YEARS	PART NO.	DESCRIPTION
6	Exhaust	80-79	V-2074 Std Only	Under 8500 GVW; Chrome plated stem; 1.5590" Head Dia., 0.3419" Stem Dia., 4.8100" O.A.L.
6	Exhaust	78	V-2074 Std Only	Ford E-100 Econoline Base, Chateau, Custom, Northland, E-100 Econoline Club Wagon Base, Chateau, Custom, Northland, F-100 Pickup Base, Custom, Northland, Ranger, Ranger Lariat, Ranger XLT; Chrome plated stem; 1.5590" Head Dia., 0.3419" Stem Dia., 4.8100" O.A.L.
6	Exhaust	77	V-2074 Std Only	Ford E-100 Econoline Base, Chateau, Custom, Northland, E-100 Econoline Club Wagon Base, Chateau, Custom, Northland, F-100 Pickup Base, Custom, Northland, Ranger, Ranger XLT, XLT; Chrome plated stem; 1.5590" Head Dia., 0.3419" Stem Dia., 4.8100" O.A.L.
6	Exhaust	76	V-2074 Std Only	Ford E-100 Econoline Base, Chateau, Custom, Northland, E-100 Econoline Club Wagon Base, Chateau, Custom, Northland, F-100 Pickup Base, Custom, Northland, Ranger, Ranger XLT; Chrome plated stem; 1.5590" Head Dia., 0.3419" Stem Dia., 4.8100" O.A.L.
6	Exhaust	75	V-2074 Std Only	Ford E-100 Econoline Base, Chateau, Custom, Northland, E-100 Econoline Club Wagon Base, Chateau, Custom, Northland, F-100 Pickup Custom, Northland, Ranger, Ranger XLT; Chrome plated stem; 1.5590" Head Dia., 0.3419" Stem Dia., 4.8100" O.A.L.
6	Exhaust	66-65	V-2040 Std Only	Exc. Ford F-350 Pickup Base, P-350 Base; VINTAGE; Chrome plated stem; 1.5600" Head Dia., 0.3419" Stem Dia., 4.8100" O.A.L.

VALVE TRAIN

VALVE TRAIN

(continued on next page)

Ford Truck (Incl. SUV's)

34 300 4.9L (4917cc) OHV L6 (12 Valve), 4" Bore (Ford Eng.), 1 Bbl. "VIN B" 1980-1965
(cont.)

QTY	VALVE (cont.)	YEARS	PART NO.	DESCRIPTION
6	Intake	80-65	V-2041 Std-15	Over 8500 GVW; Chrome plated stem; 1.7800" Head Dia., 0.3420" Stem Dia., 4.8100" O.A.L.
QTY	VALVE GUIDE	YEARS	PART NO.	DESCRIPTION
6	Guide	80-65	VG-5005H Std Only	Loc. Exh.; Hardened; 0.3430" ID, 2.2500" O.A.L
6	Guide	80-65	VG-5005 Std Only	Loc. Exh.; Plain; 0.3430" ID, 2.2500" O.A.L
6	Guide	80-65	VG-5005T Std Only	Loc. Exh.; Threaded; 0.3425" ID, 2.2500" O.A.L
6	Guide	80-65	VG-5038 Std Only	Loc. Int.; 0.3430" ID, 2.1200" O.A.L
6	Guide, Bulk	80-65	VG-5005B Std Only	Loc. Exh.; Plain; Carton of 50; 0.3430" ID, 2.2500" O.A.L
6	Guide, Bulk	80-65	VG-5005TB Std Only	Loc. Exh.; Threaded; Carton of 50; 0.3425" ID, 2.2500" O.A.L
6	Guide, Bulk	80-65	VG-5038B Std Only	Loc. Int.; Carton of 50; 0.3430" ID, 2.1200" O.A.L
QTY	VALVE SPRING	YEARS	PART NO.	DESCRIPTION
6	Spring	80-65	VS-656 Std Only	Loc. Exh.; Use w/Rotators; 1.8750" Free Height
6	Spring	80-65	VS-648 Std Only	Loc. Exh.; w/o Rotators; 1.9900" Free Height
6	Spring	80-65	VS-648 Std Only	Loc. Int.; w/o Rotators; 1.9900" Free Height
QTY	VALVE SEAL	YEARS	PART NO.	DESCRIPTION
12	Valve Stem Seal	80	ST-2092 Std Only	Positive type, Metal Clad; (RBB) Rubber
12	Valve Stem Seal	80	ST-2003 Std Only	Positive type; Installation requires valve guide machining; (RBB) Rubber
12	Valve Stem Seal	79-65	ST-2001 Std Only	Use w/O.E. guide; Positive type; Installation requires valve guide machining; (RBBTF) Rubber/PTFE
12	Valve Stem Seal	79-65	MV-1903 Std Only	Use w/VG-5038 repair guide; Positive type; (RBB) Rubber
12	Valve Stem Seal	78-77	MV-1599C Std Only	Ford F-100 Pickup Base; Umbrella type; (RBB) Rubber
12	Valve Stem Seal	76-65	MV-1599C Std Only	Umbrella type; (RBB) Rubber
12	Valve Stem Seal Bulk	80	ST-2003BC Std Only	Positive type; Installation requires valve guide machining; Carton of 100; (RBB) Rubber
12	Valve Stem Seal Bulk	79-65	ST-2001BC Std Only	Use w/O.E. guide; Positive type; Installation requires valve guide machining; Carton of 100; (RBBTF) Rubber/PTFE
12	Valve Stem Seal Bulk	78-77	MV-1599 Std Only	Ford F-100 Pickup Base; Umbrella type; Carton of 100; (RBB) Rubber
12	Valve Stem Seal Bulk	76-65	MV-1599 Std Only	Umbrella type; Carton of 100; (RBB) Rubber
QTY	VALVE SEAT	YEARS	PART NO.	DESCRIPTION
6	Seat	80-65	245-1687-1 Std Only	Loc. Exh.; 1.6925" OD, 1.4060" ID, 0.2480" Depth
6	Seat	80-65	245-1687-1N Std Only	Loc. Exh.; Premium Material; 1.6925" OD, 1.4060" ID, 0.2480" Depth
6	Seat	80-65	245-1812-3 Std Only	Loc. Int.; 1.8175" OD, 1.5000" ID, 0.2160" Depth
QTY	VALVE, MISC	YEARS	PART NO.	DESCRIPTION
24	Keeper	80-65	VK-115A Std Only	1 groove; Square cut key groove; Carton pack 24
24	Keeper	80-65	VK-115 Std Only	1 groove; Square cut key groove; Carton pack 32
24	Keeper	80-65	VK-115R Std Only	1 groove; Square cut key groove; Hardened
24	Keeper, Bulk	80-65	VK-115B Std Only	1 groove; Square cut key groove; Carton of 1000
12	Spring Insert	80-65	259-103C Std Only	.015"; ID 1.030"; Carton of 100
12	Spring Insert	80-65	259-103B Std Only	.030"; ID 1.030"; Carton of 100
12	Spring Insert	80-65	259-103BRS Std Only	.030"; ID 1.030"; Carton of 500
12	Spring Insert	80-65	259-103A Std Only	.060"; ID 1.030"; Carton of 100
12	Spring Insert	80-65	259-103ARS Std Only	.060"; ID 1.030"; Carton of 500
6	Rotocap Assy.	80-65	RC-128SA Std Only	Loc. Exh.; Incl. VS-656 spring
6	Rotocap	80-65	RC-128S Std Only	Loc. Exh.
QTY	PISTON	YEARS	PART NO.	DESCRIPTION
6	Cast Piston	80-77	H519P Std-20-30-40-60	Will replace circular cup piston in complete sets; Hypereutectic; .9751" Pin Dia.; 2 Rings 5/64 Groove, 1 Ring 3/16 Groove, 1.767 CD, Recessed Head D shaped .300 deep - 8.5:1 C.R.; Effective dome volume - 22cc
6	Cast Piston	78-77	352AP 30 30-40-60	Ford F-100 Pickup Base; Cast; .9751" Pin Dia.; 2 Rings 5/64 Groove, 1 Ring 3/16 Groove, 1.585 CD, Recessed Head .080 deep x 2.480 dia. - 7.2:1 C.R.
6	Cast Piston	76	352AP 30 30-40-60	Ford F-100 Pickup Base, Custom, Northland, Ranger, Ranger XLT; Cast; .9751" Pin Dia.; 2 Rings 5/64 Groove, 1 Ring 3/16 Groove, 1.585 CD, Recessed Head .080 deep x 2.480 dia. - 7.2:1 C.R.
6	Cast Piston	76	H519P Std-20-30-40-60	Exc. Ford F-100 Pickup Base, Custom, Northland, Ranger, Ranger XLT; Hypereutectic; .9751" Pin Dia.; 2 Rings 5/64 Groove, 1 Ring 3/16 Groove, 1.767 CD, Recessed Head D shaped .300 deep - 8.5:1 C.R.; Effective dome volume - 22cc
6	Cast Piston	75	352AP 30 30-40-60	Ford F-100 Pickup Custom, Northland, Ranger, Ranger XLT; Cast; .9751" Pin Dia.; 2 Rings 5/64 Groove, 1 Ring 3/16 Groove, 1.585 CD, Recessed Head .080 deep x 2.480 dia. - 7.2:1 C.R.

(continued on next page)

Ford Truck (Incl. SUV's)

300 4.9L (4917cc) OHV L6 (12 Valve), 4" Bore (Ford Eng.), 1 Bbl. "VIN B" 1980-1965 **34**
(cont.)

QTY	PISTON (cont.)	YEARS	PART NO.	DESCRIPTION
6	Cast Piston	75	H519P Std-20-30-40-60	Exc. Ford F-100 Pickup Custom, Northland, Ranger, Ranger XLT; Hypereutectic; .9751" Pin Dia.; 2 Rings 5/64 Groove, 1 Ring 3/16 Groove, 1.767 CD, Recessed Head D shaped .300 deep - 8.5:1 C.R.; Effective dome volume - 22cc
6	Cast Piston	74-65	352AP 30 30-40-60	Ford F-100 Pickup Base; Cast; .9751" Pin Dia.; 2 Rings 5/64 Groove, 1 Ring 3/16 Groove, 1.585 CD, Recessed Head .080 deep x 2.480 dia. - 7.2:1 C.R.
6	Cast Piston	74-70	H519P Std-20-30-40-60	Exc. Ford F-100 Pickup Base; Hypereutectic; .9751" Pin Dia.; 2 Rings 5/64 Groove, 1 Ring 3/16 Groove, 1.767 CD, Recessed Head D shaped .300 deep - 8.5:1 C.R.; Effective dome volume - 22cc
6	Cast Piston	69	H519P Std-20-30-40-60	Exc. Ford F-100 Pickup Base; From Change L-16; Hypereutectic; .9751" Pin Dia.; 2 Rings 5/64 Groove, 1 Ring 3/16 Groove, 1.767 CD, Recessed Head D shaped .300 deep - 8.5:1 C.R.; Effective dome volume - 22cc
6	Cast Piston - Individual	80-77	WH519P Std-20-30-40-60	Will replace circular cup piston in complete sets; Hypereutectic; .9751" Pin Dia.; 2 Rings 5/64 Groove, 1 Ring 3/16 Groove, 1.767 CD, Recessed Head D shaped .300 deep - 8.5:1 C.R.; Effective dome volume - 22cc
6	Cast Piston - Individual	76	WH519P Std-20-30-40-60	Exc. Ford F-100 Pickup Base, Custom, Northland, Ranger, Ranger XLT; Hypereutectic; .9751" Pin Dia.; 2 Rings 5/64 Groove, 1 Ring 3/16 Groove, 1.767 CD, Recessed Head D shaped .300 deep - 8.5:1 C.R.; Effective dome volume - 22cc
6	Cast Piston - Individual	75	WH519P Std-20-30-40-60	Exc. Ford F-100 Pickup Custom, Northland, Ranger, Ranger XLT; Hypereutectic; .9751" Pin Dia.; 2 Rings 5/64 Groove, 1 Ring 3/16 Groove, 1.767 CD, Recessed Head D shaped .300 deep - 8.5:1 C.R.; Effective dome volume - 22cc
6	Cast Piston - Individual	74-70	WH519P Std-20-30-40-60	Exc. Ford F-100 Pickup Base; Hypereutectic; .9751" Pin Dia.; 2 Rings 5/64 Groove, 1 Ring 3/16 Groove, 1.767 CD, Recessed Head D shaped .300 deep - 8.5:1 C.R.; Effective dome volume - 22cc
6	Cast Piston - Individual	69	WH519P Std-20-30-40-60	Exc. Ford F-100 Pickup Base; From Change L-16; Hypereutectic; .9751" Pin Dia.; 2 Rings 5/64 Groove, 1 Ring 3/16 Groove, 1.767 CD, Recessed Head D shaped .300 deep - 8.5:1 C.R.; Effective dome volume - 22cc
1	Cast Piston Set w/Econ. Rings	80-77	6XH519P 20 20-40-60	Will replace circular cup piston in complete sets; Cast; .9751" Pin Dia.; 2 Rings 5/64 Groove, 1 Ring 3/16 Groove, 1.767 CD, Recessed Head D shaped .300 deep - 8.5:1 C.R.; Effective dome volume - 22cc
1	Cast Piston Set w/Econ. Rings	76	6XH519P 20 20-40-60	Exc. Ford F-100 Pickup Base, Custom, Northland, Ranger, Ranger XLT; Cast; .9751" Pin Dia.; 2 Rings 5/64 Groove, 1 Ring 3/16 Groove, 1.767 CD, Recessed Head D shaped .300 deep - 8.5:1 C.R.; Effective dome volume - 22cc
1	Cast Piston Set w/Econ. Rings	75	6XH519P 20 20-40-60	Exc. Ford F-100 Pickup Custom, Northland, Ranger, Ranger XLT; Cast; .9751" Pin Dia.; 2 Rings 5/64 Groove, 1 Ring 3/16 Groove, 1.767 CD, Recessed Head D shaped .300 deep - 8.5:1 C.R.; Effective dome volume - 22cc
1	Cast Piston Set w/Econ. Rings	74-70	6XH519P 20 20-40-60	Exc. Ford F-100 Pickup Base; Cast; .9751" Pin Dia.; 2 Rings 5/64 Groove, 1 Ring 3/16 Groove, 1.767 CD, Recessed Head D shaped .300 deep - 8.5:1 C.R.; Effective dome volume - 22cc
1	Cast Piston Set w/Econ. Rings	69	6XH519P 20 20-40-60	Exc. Ford F-100 Pickup Base; From Change L-16; Cast; .9751" Pin Dia.; 2 Rings 5/64 Groove, 1 Ring 3/16 Groove, 1.767 CD, Recessed Head D shaped .300 deep - 8.5:1 C.R.; Effective dome volume - 22cc
6	Pin	80-65	P-2217 Std Only	0.6990" Inside Dia., 0.9752" Outside Dia.
QTY	RINGS	YEARS	PART NO.	DESCRIPTION
1	Premium Set	80-65	E-464KC Std-20-30-40	2-5/64, 1-3/16; Premium Chrome
1	Premium Set	80-65	E-229K Std-20-30-40-60	2-5/64, 1-3/16; Premium Moly
1	Standard Set	80-65	E-229X Std-20-30-40-60	2-5/64, 1-3/16; Iron
6	Standard Single Cylinder Set	80-65	WE-229X Std Only	2-5/64, 1-3/16; Iron
QTY	SLEEVE	YEARS	PART NO.	DESCRIPTION
1	Repair Sleeve	80-65	SL-22Y Std Only	1/8" wall, must be cut to correct length; O.A.L. 10.250"
1	Repair Sleeve	80-65	SL-22M Std Only	3/32" wall, must be cut to correct length; O.A.L. 10.250"
QTY	ENGINE BEARINGS	YEARS	PART NO.	DESCRIPTION
1	Main Set	80-67	4916M Std-1-10-20-30-40-60	3.602" max. flange OD
1	Main Set	80-67	7153M 10 10-20-30	3.602" max. flange OD; .020" O/S length flange brg.
1	Main Set	66-65	4300M 20 20	VINTAGE; 3.403" max. flange OD
1	Rod Set	80-65	6-3150CPA Std-1-10-20-30-40-50	6-3150CAA 60 avail. as unplated & resizeable

(continued on next page)

Ford Truck (Incl. SUV's)

34 300 4.9L (4917cc) OHV L6 (12 Valve), 4" Bore (Ford Eng.), 1 Bbl. "VIN B" 1980-1965
(cont.)

QTY		ENGINE BEARINGS			DESCRIPTION	
		(cont.)	YEARS	PART NO.		
1		Rod Set	80-65	6-3150CAA 60 60	Unplated & resizeable	
1		Rod Set	80-65	6-3150CPA 10X2 10X2-20X2	Use in .002" O/S Rod Bore	
6		Rod Pair	80-65	3150CPA Std-1-2-10-20-30-40-50		
1		Cam Set	80-65	1450M Std Only		
QTY		OIL PUMP			DESCRIPTION	
		(cont.)	YEARS	PART NO.		
1		Oil Pump	80-65	224-41124		
1		Oil Pump	80-65	224-41124V	High Volume, check pan for clearance	
1		Inter. Shaft	80-65	224-61124		
1		Screen Assy.	80	224-13124		
1		Screen Assy.	79	224-14124	Ford F-150 Pickup Custom, Ranger, Ranger Lariat, Ranger XLT, F-250 Pickup Custom, Ranger, Ranger Lariat, Ranger XLT, F-350 Pickup Custom, Ranger, Ranger Lariat, Ranger XLT; 4WD	
1		Screen Assy.	79-78	224-12124	RWD	
1		Screen Assy.	78	224-14124	Ford F-150 Pickup Base, Custom, Northland, Ranger, Ranger Lariat, Ranger XLT, F-250 Pickup Base, Custom, Northland, Ranger, Ranger Lariat, Ranger XLT; 4WD	
1		Screen Assy.	77	224-12124	Ford P-500 Base, Custom	
1		Screen Assy.	77	224-14124	Ford F-150 Pickup Base, Custom, Northland, Ranger, Ranger XLT, XLT, F-250 Pickup Base, Custom, Northland, Ranger, Ranger XLT; 4WD	
1		Screen Assy.	77	224-12124	Exc. Ford P-500 Base, Custom; RWD	
1		Screen Assy.	76	224-12124	Ford P-350 Base, Custom, P-400 Base, Custom, P-500 Base, Custom	
1		Screen Assy.	76	224-14124	Ford F-100 Pickup Base, Custom, Northland, Ranger, Ranger XLT, F-150 Pickup Base, Custom, Northland, Ranger, Ranger XLT, F-250 Pickup Base, Custom, Northland, Ranger, Ranger XLT; 4WD	
1		Screen Assy.	76	224-12124	Exc. Ford P-350 Base, Custom, P-400 Base, Custom, P-500 Base, Custom; RWD	
1		Screen Assy.	75	224-12124	Ford P-350 Custom, P-400 Base, Custom, P-500 Base, Custom	
1		Screen Assy.	75	224-14124	Ford F-100 Pickup Custom, Northland, Ranger, Ranger XLT, F-250 Pickup Custom, Northland, Ranger, Ranger XLT; 4WD	
1		Screen Assy.	75	224-12124	Exc. Ford P-350 Custom, P-400 Base, Custom, P-500 Base, Custom; RWD	
1		Screen Assy.	74	224-14124	Exc. Ford F-100 Pickup Base, F-250 Pickup Base, F-350 Pickup Base, P-350 Base	
1		Screen Assy.	74-65	224-12124	Ford P-350 Base	
1		Screen Assy.	74-72	224-14124	Ford F-100 Pickup Base, F-250 Pickup Base, F-350 Pickup Base; 4WD	
1		Screen Assy.	74-73	224-12124	Ford F-100 Pickup Base, F-250 Pickup Base, F-350 Pickup Base; RWD	
1		Screen Assy.	73	224-14124	Ford E-100 Econoline Club Wagon, E-200 Econoline Club Wagon	
1		Screen Assy.	72-65	224-12124	Exc. Ford P-350 Base; RWD	
1		Screen Assy.	71-68	224-14124	Exc. Ford P-350 Base; 4WD	
QTY		GASKETS			DESCRIPTION	
		(cont.)	YEARS	PART NO.		
1		Kit Gasket Set	80-68	260-1006	Premium valve stem seals incl.	
1		Kit Gasket Set	67-65	260-1006	Valve cover gskt. not incl.; Premium valve stem seals incl.	
QTY		FREEZE PLUGS			DESCRIPTION	
		(cont.)	YEARS	PART NO.		
1		Brass Block Plug Kit	80-65	381-8014		
1		Steel Block Plug Kit	80-65	381-4013		
1		Brass Shallow Cup Freeze Plug	80-65	381-7126	1.625" Diameter	
1		Brass Shallow Cup Freeze Plug	80-65	381-7059	2.063" Diameter	
1		Steel Shallow Cup Freeze Plug	80-65	381-2126	1.625" Diameter	
1		Steel Shallow Cup Freeze Plug	80-65	381-2059	2.063" Diameter	
1		Steel Shallow Cup Freeze Plug	80-65	381-2074	2.188" Diameter	
KITS		RE-RING KIT			PREMIUM KIT NO.	ECONOMY KIT NO.
		YEARS	DESCRIPTION			
		80-68	Premium valve stem seals incl.	Re-ring	205-612	205-112
		67-65	Valve cover gskt. not incl.; Premium valve stem seals incl.	Re-ring	205-612	205-112
		80-68	Premium valve stem seals incl.; w/3.602" max. brg. flange OD	Re-ring w/Mains	205-612M	205-112M

(continued on next page)

Ford Truck (Incl. SUV's)

300 4.9L (4917cc) OHV L6 (12 Valve), 4" Bore (Ford Eng.), 1 Bbl. "VIN B" 1980-1965 34
(cont.)

	RE-RING KIT (cont.)		PREMIUM KIT NO.	ECONOMY KIT NO.
YEARS	DESCRIPTION			
67	Valve cover gskt. not incl.; Premium valve stem seals incl.; w/3.602" max. brg. flange OD	Re-ring w/Mains	205-612M	205-112M
	OVERHAUL KIT		PREMIUM KIT NO.	ECONOMY KIT NO.
80-77	Premium valve stem seals incl.; 58 tooth H/D metal cam gear & 29 tooth crank gear incl.	Master w/o Rods & Mains	505-612E	505-112E
76	Exc. Ford F-100 Pickup Base, Custom, Northland, Ranger, Ranger XLT; Premium valve stem seals incl.; 58 tooth H/D metal cam gear & 29 tooth crank gear incl.	Master w/o Rods & Mains	505-612E	505-112E
75	Exc. Ford F-100 Pickup Custom, Northland, Ranger, Ranger XLT; Premium valve stem seals incl.; 58 tooth H/D metal cam gear & 29 tooth crank gear incl.	Master w/o Rods & Mains	505-612E	505-112E
74	Ford F-100 Pickup Base; From Change L-16; Premium valve stem seals incl.; 58 tooth H/D metal cam gear & 29 tooth crank gear incl.	Master w/o Rods & Mains	505-612E	----
74	Exc. Ford F-100 Pickup Base, F-250 Pickup Base, F-350 Pickup Base, P-350 Base; Premium valve stem seals incl.; 58 tooth H/D metal cam gear & 29 tooth crank gear incl.	Master w/o Rods & Mains	505-612E	----
74	Ford F-250 Pickup Base, F-350 Pickup Base, P-350 Base; Premium valve stem seals incl.; 58 tooth H/D metal cam gear & 29 tooth crank gear incl.	Master w/o Rods & Mains	505-612E	----
74-70	Exc. Ford F-100 Pickup Base; Premium valve stem seals incl.; 58 tooth H/D metal cam gear & 29 tooth crank gear incl.	Master w/o Rods & Mains	----	505-112E
73	Ford F-100 Pickup Base; From Change L-16; Premium valve stem seals incl.; 58 tooth H/D metal cam gear & 29 tooth crank gear incl.	Master w/o Rods & Mains	505-612E	----
73	Exc. Ford F-100 Pickup Base, F-250 Pickup Base, F-350 Pickup Base, P-350 Base; Premium valve stem seals incl.; 58 tooth H/D metal cam gear & 29 tooth crank gear incl.	Master w/o Rods & Mains	505-612E	----
73	Ford F-250 Pickup Base, F-350 Pickup Base, P-350 Base; Premium valve stem seals incl.; 58 tooth H/D metal cam gear & 29 tooth crank gear incl.	Master w/o Rods & Mains	505-612E	----
72	Ford F-100 Pickup Base; From Change L-16; Premium valve stem seals incl.; 58 tooth H/D metal cam gear & 29 tooth crank gear incl.	Master w/o Rods & Mains	505-612E	----
72	Exc. Ford F-100 Pickup Base, F-250 Pickup Base, F-350 Pickup Base, P-350 Base; Premium valve stem seals incl.; 58 tooth H/D metal cam gear & 29 tooth crank gear incl.	Master w/o Rods & Mains	505-612E	----
72	Ford F-250 Pickup Base, F-350 Pickup Base, P-350 Base; Premium valve stem seals incl.; 58 tooth H/D metal cam gear & 29 tooth crank gear incl.	Master w/o Rods & Mains	505-612E	----
71	Ford F-100 Pickup Base; From Change L-16; Premium valve stem seals incl.; 58 tooth H/D metal cam gear & 29 tooth crank gear incl.	Master w/o Rods & Mains	505-612E	----
71	Exc. Ford F-100 Pickup Base; Premium valve stem seals incl.; 58 tooth H/D metal cam gear & 29 tooth crank gear incl.	Master w/o Rods & Mains	505-612E	----
70	Ford F-100 Pickup Base; From Change L-16; Premium valve stem seals incl.; 58 tooth H/D metal cam gear & 29 tooth crank gear incl.	Master w/o Rods & Mains	505-612E	----
70	Exc. Ford F-100 Pickup Base; Premium valve stem seals incl.; 58 tooth H/D metal cam gear & 29 tooth crank gear incl.	Master w/o Rods & Mains	505-612E	----
69	Exc. Ford F-100 Pickup Base; From Change L-16; Premium valve stem seals incl.; 58 tooth H/D metal cam gear & 29 tooth crank gear incl.	Master w/o Rods & Mains	----	505-112E
69	From Change L-16; Premium valve stem seals incl.; 58 tooth H/D metal cam gear & 29 tooth crank gear incl.	Master w/o Rods & Mains	505-612E	----

**K
I
T
S**

**K
I
T
S**

(continued on next page)

Ford Truck (Incl. SUV's)

34 300 4.9L (4917cc) OHV L6 (12 Valve), 4" Bore (Ford Eng.), 1 Bbl. "VIN B" 1980-1965
(cont.)

YEARS	OVERHAUL KIT (cont.)		PREMIUM KIT NO.	ECONOMY KIT NO.
	DESCRIPTION			
80-77	Premium valve stem seals incl.; 58 tooth H/D metal cam gear & 29 tooth crank gear incl.; w/3.602" max. brg. flange OD	Master	MKP-612E	MKP-112E
76	Exc. Ford F-100 Pickup Base, Custom, Northland, Ranger, Ranger XLT; Premium valve stem seals incl.; 58 tooth H/D metal cam gear & 29 tooth crank gear incl.; w/3.602" max. brg. flange OD	Master	MKP-612E	MKP-112E
75	Exc. Ford F-100 Pickup Custom, Northland, Ranger, Ranger XLT; Premium valve stem seals incl.; 58 tooth H/D metal cam gear & 29 tooth crank gear incl.; w/3.602" max. brg. flange OD	Master	MKP-612E	MKP-112E
74	Ford F-100 Pickup Base; From Change L-16; Premium valve stem seals incl.; 58 tooth H/D metal cam gear & 29 tooth crank gear incl.; w/3.602" max. brg. flange OD	Master	MKP-612E	----
74	Exc. Ford F-100 Pickup Base, F-250 Pickup Base, F-350 Pickup Base, P-350 Base; Premium valve stem seals incl.; 58 tooth H/D metal cam gear & 29 tooth crank gear incl.; w/3.602" max. brg. flange OD	Master	MKP-612E	----
74	Ford F-250 Pickup Base, F-350 Pickup Base, P-350 Base; Premium valve stem seals incl.; 58 tooth H/D metal cam gear & 29 tooth crank gear incl.; w/3.602" max. brg. flange OD	Master	MKP-612E	----
74-70	Exc. Ford F-100 Pickup Base; Premium valve stem seals incl.; 58 tooth H/D metal cam gear & 29 tooth crank gear incl.; w/3.602" max. brg. flange OD	Master	----	MKP-112E
73	Ford F-100 Pickup Base; From Change L-16; Premium valve stem seals incl.; 58 tooth H/D metal cam gear & 29 tooth crank gear incl.; w/3.602" max. brg. flange OD	Master	MKP-612E	----
73	Exc. Ford F-100 Pickup Base, F-250 Pickup Base, F-350 Pickup Base, P-350 Base; Premium valve stem seals incl.; 58 tooth H/D metal cam gear & 29 tooth crank gear incl.; w/3.602" max. brg. flange OD	Master	MKP-612E	----
73	Ford F-250 Pickup Base, F-350 Pickup Base, P-350 Base; Premium valve stem seals incl.; 58 tooth H/D metal cam gear & 29 tooth crank gear incl.; w/3.602" max. brg. flange OD	Master	MKP-612E	----
72	Ford F-100 Pickup Base; From Change L-16; Premium valve stem seals incl.; 58 tooth H/D metal cam gear & 29 tooth crank gear incl.; w/3.602" max. brg. flange OD	Master	MKP-612E	----
72	Exc. Ford F-100 Pickup Base, F-250 Pickup Base, F-350 Pickup Base, P-350 Base; Premium valve stem seals incl.; 58 tooth H/D metal cam gear & 29 tooth crank gear incl.; w/3.602" max. brg. flange OD	Master	MKP-612E	----
72	Ford F-250 Pickup Base, F-350 Pickup Base, P-350 Base; Premium valve stem seals incl.; 58 tooth H/D metal cam gear & 29 tooth crank gear incl.; w/3.602" max. brg. flange OD	Master	MKP-612E	----
71	Ford F-100 Pickup Base; From Change L-16; Premium valve stem seals incl.; 58 tooth H/D metal cam gear & 29 tooth crank gear incl.; w/3.602" max. brg. flange OD	Master	MKP-612E	----
71	Exc. Ford F-100 Pickup Base; Premium valve stem seals incl.; 58 tooth H/D metal cam gear & 29 tooth crank gear incl.; w/3.602" max. brg. flange OD	Master	MKP-612E	----
70	Ford F-100 Pickup Base; From Change L-16; Premium valve stem seals incl.; 58 tooth H/D metal cam gear & 29 tooth crank gear incl.; w/3.602" max. brg. flange OD	Master	MKP-612E	----
70	Exc. Ford F-100 Pickup Base; Premium valve stem seals incl.; 58 tooth H/D metal cam gear & 29 tooth crank gear incl.; w/3.602" max. brg. flange OD	Master	MKP-612E	----
69	From Change L-16; Premium valve stem seals incl.; 58 tooth H/D metal cam gear & 29 tooth crank gear incl.; w/3.602" max. brg. flange OD	Master	MKP-612E	----

K
I
T
S

K
I
T
S

(continued on next page)

Ford Truck (Incl. SUV's)

300 4.9L (4917cc) OHV L6 (12 Valve), 4" Bore (Ford Eng.), 1 Bbl. "VIN B" 1980-1965 34
(cont.)

K I T S	OVERHAUL KIT (cont.)			PREMIUM KIT NO.	ECONOMY KIT NO.
	YEARS	DESCRIPTION			
	69	Exc. Ford F-100 Pickup Base; From Change L-16; Premium valve stem seals incl.; 58 tooth H/D metal cam gear & 29 tooth crank gear incl.; w/3.602" max. brg. flange OD	Master	----	MKP-112E
	80-68	Premium valve stem seals incl.; 58 tooth H/D metal cam gear & 29 tooth crank gear incl.; w/3.602" max. brg. flange OD	Master w/o Pistons	MK-612E	MK-112E
	67	Valve cover gskt. not incl.; Premium valve stem seals incl.; 58 tooth H/D metal cam gear & 29 tooth crank gear incl.; w/3.602" max. brg. flange OD	Master w/o Pistons	MK-612E	MK-112E

302 5.0L (4950cc) OHV V8 (16 Valve), 4" Bore (Ford Eng.), 2 Bbl. "VIN F" 1980-1968 35

V A L V E T R A I N	QTY	TIMING	YEARS	PART NO.	DESCRIPTION
		1	3 Piece Set	80-72	KT3-358SA
	1	3 Piece Set	72-69	KT3-358S	VINTAGE; Incl. silent type chain; w/1 pc. fuel pump ecc.; (1) 222-358; (1) 223-406; (1) 223-431
	1	3 Piece Set	68	KT3-358S	Ford Ranchero Base; VINTAGE; Incl. silent type chain; w/1 pc. fuel pump ecc.; (1) 222-358; (1) 223-406; (1) 223-431
	1	3 Piece Set	68	KT3-358S	VINTAGE; Std. Eng.; Incl. silent type chain; w/1 pc. fuel pump ecc.; (1) 222-358; (1) 223-406; (1) 223-431
	1	Timing Set w/Gaskets	80-79	CTS-2000	Incl. silent type chain
	1	Timing Set w/Gaskets	78-73	CTS-2001	VINTAGE; Incl. silent type chain
	1	Timing Chain	80-69	222-358	Silent type; 58 Links
	1	Timing Chain	68	222-358	Std. Eng.; Silent type; 58 Links
	1	Crank Sprocket	80-69	223-431	If engine is equipped with an oil shield, the oil shield must be discarded when installing crank sprocket 223-431; Use w/Silent type chain; 21 Teeth
	1	Crank Sprocket	68	223-431	Std. Eng.; If engine is equipped with an oil shield, the oil shield must be discarded when installing crank sprocket 223-431; Use w/Silent type chain; 21 Teeth
	1	Cam Sprocket	80-73	223-430	Use w/Silent type chain; 42 Teeth
	1	Cam Sprocket	72	223-430	From Ser. No. P20001; Use w/Silent type chain; 42 Teeth
	1	Cam Sprocket	72	223-406	VINTAGE; To Ser. No. P20000; 42 Teeth
	1	Cam Sprocket	71-68	223-406	VINTAGE; 42 Teeth
QTY	CAMSHAFT/LIFTER	YEARS	PART NO.	DESCRIPTION	
1	Camshaft	80-77	CS-668	Hydraulic, (050) Duration at .050 Lobe Lift, 192 Exh., 183 Int., 108 Degrees Lobe Separation	
1	Camshaft	76	CS-668	From Ser. No. A50001; Hydraulic, (050) Duration at .050 Lobe Lift, 192 Exh., 183 Int., 108 Degrees Lobe Separation	
1	Camshaft	76	CS-560	VINTAGE; To Ser. No. A50000; Hyd.; Hydraulic, (050) Duration at .050 Lobe Lift, 189 Exh., 184 Int., 112 Degrees Lobe Separation	
1	Camshaft	75-73	CS-560	VINTAGE; Hyd.; Hydraulic, (050) Duration at .050 Lobe Lift, 189 Exh., 184 Int., 112 Degrees Lobe Separation	
1	Camshaft	72	CS-560	VINTAGE; Exc. Calif. w/A/T; Hyd.; Hydraulic, (050) Duration at .050 Lobe Lift, 189 Exh., 184 Int., 112 Degrees Lobe Separation	
1	Camshaft	71-69	CS-560	VINTAGE; Hyd.; Hydraulic, (050) Duration at .050 Lobe Lift, 189 Exh., 184 Int., 112 Degrees Lobe Separation	
1	Prelube		55-403 Std Only	1.5 oz. packet	
1	Prelube		55-400 Std Only	4 oz. bottle; 1.5 oz. packet No. 55-403 also avail.	
16	Lifter	80-69	HT-900 Std Only	Hyd.	
16	Lifter	80-69	HT-900R Std Only	Speed-Pro Hi-Revolution Hyd.; Use w/adj. rocker assy.	
16	Lifter, Bulk	80-69	HT-900B Std Only	Hyd.; Carton of 122	
16	Lifter, Bulk	80-69	HT-900RB Std Only	Speed-Pro Hi-Revolution Hyd.; Use w/adj. rocker assy.; Carton of 122	
QTY	CAM KIT	YEARS	PART NO.	DESCRIPTION	
1	Cam/Lifter Kit	80-77	KC-668	Hyd.; (1) 55-403B; (1) CS-668; (16) HT-900	
1	Cam/Lifter Kit	76	KC-668	From Ser. No. A50001; Hyd.; (1) 55-403B; (1) CS-668; (16) HT-900	
1	Cam/Lifter/Timing Kit	80-77	KCT-668	Hyd.; Incl. silent type chain; (1) 55-403B; (1) CS-668; (16) HT-900; (1) KT3-358SA	
1	Cam/Lifter/Timing Kit	76	KCT-668	From Ser. No. A50001; Hyd.; Incl. silent type chain; (1) 55-403B; (1) CS-668; (16) HT-900; (1) KT3-358SA	
QTY	PUSH ROD	YEARS	PART NO.	DESCRIPTION	
16	Push Rod	80-70	RP-3167 Std Only	6.8760" O.A.L.	
16	Push Rod	80-70	RP-3223R Std Only	Chrome-Moly; 6.8850" O.A.L.	
16	Push Rod	69	RP-3167 Std Only	From Ser. No. BE0001; 6.8760" O.A.L.	

(continued on next page)

Ford Truck (Incl. SUV's)

35 302 5.0L (4950cc) OHV V8 (16 Valve), 4" Bore (Ford Eng.), 2 Bbl. "VIN F" 1980-1968
(cont.)

VALVE TRAIN

VALVE TRAIN

QTY	PUSH ROD (cont.)	YEARS	PART NO.	DESCRIPTION
16	Push Rod	69	RP-3223R Std Only	From Ser. No. BE0001; Chrome-Moly; 6.8850" O.A.L.
16	Push Rod	69	RP-3222R Std Only	To Ser. No. BE0000; Chrome-Moly; 6.8040" O.A.L.
16	Push Rod	69	RP-3165 Std Only	VINTAGE; To Ser. No. BE0000; 6.8010" O.A.L.
16	Push Rod, Bulk	80-70	BRP-3167 Std Only	Carton of 100; 6.8760" O.A.L.
16	Push Rod, Bulk	69	BRP-3167 Std Only	From Ser. No. BE0001; Carton of 100; 6.8760" O.A.L.
16	Push Rod, Bulk	69	BRP-3165 Std Only	VINTAGE; To Ser. No. BE0000; Carton of 100; 6.8010" O.A.L.
8	Push Rod Guide Plate	78-68	MR-1897 Std Only	Speed-Pro flat guide plate for 5/16" dia. push rods; Requires screw-in studs
QTY	ROCKER PARTS	YEARS	PART NO.	DESCRIPTION
16	Arm Assy.	80-79	R-879 Std Only	Incl. arm & pivot; Stamped steel; Bolt type mount
16	Arm Assy.	78	R-879 Std Only	From Ser. No. BE0001; Incl. arm & pivot; Stamped steel; Bolt type mount
16	Arm Assy.	78	R-847 Std Only	VINTAGE; To Ser. No. BE0000; Incl. arm, ball & nut; rail style rockers; Cast iron; w/stud type mount; Incl. 3/8" nut; Incl. 5/16" nut
16	Arm Assy.	77-69	R-847 Std Only	VINTAGE; Incl. arm, ball & nut; rail style rockers; Cast iron; w/stud type mount; Incl. 3/8" nut; Incl. 5/16" nut
16	Arm Assy., Bulk	80-79	R-879B Std Only	Incl. arm & pivot; Stamped steel; Bolt type mount; Carton of 64
16	Arm Assy., Bulk	78	R-879B Std Only	From Ser. No. BE0001; Incl. arm & pivot; Stamped steel; Bolt type mount; Carton of 64
16	Arm Assy., Bulk	78	R-847B Std Only	VINTAGE; To Ser. No. BE0000; Incl. arm, ball & nut; rail style rockers; Cast iron; w/stud type mount; Incl. 3/8" nut; Incl. 5/16" nut; Carton of 64
16	Arm Assy., Bulk	77-69	R-847B Std Only	VINTAGE; Incl. arm, ball & nut; rail style rockers; Cast iron; w/stud type mount; Incl. 3/8" nut; Incl. 5/16" nut; Carton of 64
16	Arm	80-79	R-1091R Std Only	Speed-Pro Stamped Steel w/rlr. tip; 1.6:1 ratio; Fits bolt type mount
16	Arm	80-79	R-879A Std Only	Stamped steel; Bolt type mount
16	Arm	78	R-1091R Std Only	From Ser. No. BE0001; Speed-Pro Stamped Steel w/rlr. tip; 1.6:1 ratio; Fits bolt type mount
16	Arm	78	R-879A Std Only	From Ser. No. BE0001; Stamped steel; Bolt type mount
16	Arm	78	R-847A Std Only	VINTAGE; To Ser. No. BE0000; Rail style rockers; Cast iron; w/stud type mount
16	Arm	77-69	R-847A Std Only	VINTAGE; Rail style rockers; Cast iron; w/stud type mount
16	Rocker Arm Ball	78	MR-1809 Std Only	To Ser. No. BE0000
16	Rocker Arm Ball	78	MR-1809B Std Only	To Ser. No. BE0000; Carton of 500
16	Rocker Arm Ball	77-69	MR-1809 Std Only	
16	Rocker Arm Ball	77-69	MR-1809B Std Only	Carton of 500
16	Nut	78	MR-1823 Std Only	To Ser. No. BE0000; 5/16" x 24
16	Nut	78	MR-1751 Std Only	To Ser. No. BE0000; Self-locking, 3/8" x 24 threads
16	Nut	77-69	MR-1823 Std Only	5/16" x 24
16	Nut	77-69	MR-1751 Std Only	Self-locking, 3/8" x 24 threads
16	Bolt	80-78	MR-1847 Std Only	5/16" X 18 UNC w/Washer
16	Pivot	80-79	MR-1811 Std Only	
16	Pivot	78	MR-1811 Std Only	From Ser. No. BE0001
QTY	VALVE	YEARS	PART NO.	DESCRIPTION
8	Exhaust	80-70	V-1961 Std-3-15	Chrome plated stem; 1.4600" Head Dia., 0.3415" Stem Dia., 5.0700" O.A.L.
8	Exhaust	80-69	V-4551X Std Only	Chrome plated stem; Stellite face; 1.4520" Head Dia., 0.3414" Stem Dia., 5.0700" O.A.L.
8	Exhaust	69	V-1961 Std-3-15	From Ser. No. E10001; Chrome plated stem; 1.4600" Head Dia., 0.3415" Stem Dia., 5.0700" O.A.L.
8	Exhaust	69	V-1784 Std-15	VINTAGE; To Ser. No. E10000; 1.4500" Head Dia., 0.3415" Stem Dia., 4.8730" O.A.L.
8	Exhaust, Bulk	80-70	V-1961B Std-15	Chrome plated stem; Carton of 25; 1.4520" Head Dia., 0.3415" Stem Dia., 5.0700" O.A.L.
8	Exhaust, Bulk	80-70	V-1961B 15 Std-15	Chrome plated stem; Carton of 25; 1.4520" Head Dia., 0.3565" Stem Dia., 5.0700" O.A.L.
8	Exhaust, Bulk	69	V-1961B Std-15	From Ser. No. E10001; Chrome plated stem; Carton of 25; 1.4520" Head Dia., 0.3415" Stem Dia., 5.0700" O.A.L.
8	Exhaust, Bulk	69	V-1961B 15 Std-15	From Ser. No. E10001; Chrome plated stem; Carton of 25; 1.4520" Head Dia., 0.3565" Stem Dia., 5.0700" O.A.L.
8	Exhaust, Bulk	69	V-1784B 15 15	VINTAGE; To Ser. No. E10000; Carton of 25; 1.4500" Head Dia., 0.3565" Stem Dia., 4.8730" O.A.L.
8	Intake	80-77	V-2045 Std-15	Chrome plated stem; 1.7820" Head Dia., 0.3420" Stem Dia., 5.0700" O.A.L.
8	Intake	76-70	V-1932 Std-15	VINTAGE; Chrome plated stem; 1.7810" Head Dia., 0.3420" Stem Dia., 5.0500" O.A.L.
8	Intake	69	V-1932 Std-15	VINTAGE; From Ser. No. E10001; Chrome plated stem; 1.7810" Head Dia., 0.3420" Stem Dia., 5.0500" O.A.L.

(continued on next page)

Ford Truck (Incl. SUV's)

302 5.0L (4950cc) OHV V8 (16 Valve), 4" Bore (Ford Eng.), 2 Bbl. "VIN F" 1980-1968 35
(cont.)

QTY	VALVE (cont.)	YEARS	PART NO.	DESCRIPTION
8	Intake	69	V-1785 Std-15	VINTAGE; To Ser. No. E10000; 1.7740" Head Dia., 0.3420" Stem Dia., 4.8630" O.A.L.
8	Intake, Bulk	80-77	V-2045B Std-15	Chrome plated stem; Carton of 25; 1.7820" Head Dia., 0.3419" Stem Dia., 5.0700" O.A.L.
8	Intake, Bulk	80-77	V-2045B 15 Std-15	Chrome plated stem; Carton of 25; 1.7820" Head Dia., 0.3569" Stem Dia., 5.0700" O.A.L.
8	Intake, Bulk	69	V-1785B Std-15	VINTAGE; Carton of 25; 1.7800" Head Dia., 0.3420" Stem Dia., 4.8730" O.A.L.
QTY	VALVE GUIDE	YEARS	PART NO.	DESCRIPTION
8	Guide	80-69	VG-5032 Std Only	Loc. Exh.; 0.4375" ID, 2.5000" O.A.L.
QTY	VALVE SPRING	YEARS	PART NO.	DESCRIPTION
8	Spring	80-73	VS-733 Std Only	Loc. Exh.; 1.9230" Free Height
8	Spring	80-79	VS-718 Std Only	Loc. Int.; 2.0280" Free Height
8	Spring	80-78	VS-661 Std Only	Loc. Int.; Incl. damper; 2.0460" Free Height
8	Spring	78	VS-718 Std Only	Loc. Int.; From Ser. No. BE0001; 2.0280" Free Height
8	Spring	78	VS-703 Std Only	Loc. Int.; To Ser. No. BE0000; 2.0560" Free Height
8	Spring	77-70	VS-703 Std Only	Loc. Int.; 2.0560" Free Height
8	Spring	72-70	VS-703 Std Only	Loc. Exh.; 2.0560" Free Height
8	Spring	69-68	VS-672 Std Only	VINTAGE; Loc. Exh.; 1.9700" Free Height
8	Spring	69-68	VS-672 Std Only	VINTAGE; Loc. Int.; 1.9700" Free Height
8	Spring, Bulk	78	VS-703B Std Only	Loc. Int.; To Ser. No. BE0000; Carton of 250; 2.0560" Free Height
8	Spring, Bulk	77-70	VS-703B Std Only	Loc. Int.; Carton of 250; 2.0560" Free Height
8	Spring, Bulk	72-70	VS-703B Std Only	Loc. Exh.; Carton of 250; 2.0560" Free Height
QTY	VALVE SEAL	YEARS	PART NO.	DESCRIPTION
16	Valve Stem Seal	80-69	MV-1796C Std Only	Umbrella type; Fits Std. to .015" O/S valve stem; (RBB) Rubber
16	Valve Stem Seal	80-69	ST-2001 Std Only	Use w/O.E. guide; Positive type; Installation requires valve guide machining; (RBBTF) Rubber/PTFE
16	Valve Stem Seal	77-69	MV-1903 Std Only	Use w/VG-5032 repair guide; Positive type; (RBB) Rubber
16	Valve Stem Seal Bulk	80-69	MV-1796 Std Only	Umbrella type; Fits Std. to .015" O/S valve stem; Carton of 100; (RBB) Rubber
16	Valve Stem Seal Bulk	80-69	ST-2001BC Std Only	Use w/O.E. guide; Positive type; Installation requires valve guide machining; Carton of 100; (RBBTF) Rubber/PTFE
QTY	VALVE SEAT	YEARS	PART NO.	DESCRIPTION
8	Seat	80-69	245-1562-1 Std Only	Loc. Exh.; 1.5675" OD, 1.3125" ID, 0.2160" Depth
8	Seat	80-69	245-1562-1N Std Only	Loc. Exh.; Premium Material; 1.5675" OD, 1.3125" ID, 0.2160" Depth
8	Seat	80-69	245-1875-1 Std Only	Loc. Int.; 1.8810" OD, 1.6100" ID, 0.2485" Depth
8	Seat	80-69	245-1875-1N Std Only	Loc. Int.; Premium Material; 1.8810" OD, 1.6100" ID, 0.2485" Depth
QTY	VALVE, MISC	YEARS	PART NO.	DESCRIPTION
32	Keeper	80-69	VK-115A Std Only	1 groove; Square cut key groove; Carton pack 24
32	Keeper	80-69	VK-115 Std Only	1 groove; Square cut key groove; Carton pack 32
32	Keeper	80-69	VK-115R Std Only	1 groove; Square cut key groove; Hardened
32	Keeper, Bulk	80-69	VK-115B Std Only	1 groove; Square cut key groove; Carton of 1000
16	Spring Insert	80-69	259-102C Std Only	.015"; Carton of 100
16	Spring Insert	80-69	259-102B Std Only	.030"; Carton of 100
16	Spring Insert	80-69	259-102A Std Only	.060"; Carton of 100
16	Spring Insert	80-69	259-502A Std Only	.060"; Carton of 50; O/S O.D. 1.542"
QTY	PISTON	YEARS	PART NO.	DESCRIPTION
8	Cast Piston	80-77	273AP Std-20-30-40-60	Cast; .9122" Pin Dia.; 2 Rings 5/64 Groove, 1 Ring 3/16 Groove, 1.585 CD, Flat Head w/4 valve reliefs - 8.2:1 C.R. w/64cc cyl. head
8	Cast Piston	80-77	H654CP Std-20-30-40-60	Hypereutectic; Use w/E-251KC, E-251K or E-251X ring set; .9122" Pin Dia.; 2 Rings 5/64 Groove, 1 Ring 3/16 Groove, 1.599 CD, Recessed Head .030 deep x 2.500 dia. w/4 valve reliefs. DUROSHIELD® skirt coated piston.
8	Cast Piston	72-69	272AP Std-20-30-40-60-80	VINTAGE; Cast; .9122" Pin Dia.; 2 Rings 5/64 Groove, 1 Ring 3/16 Groove, 1.585 CD, Recessed Head .110 deep x 2.910 dia. w/4 valve reliefs - 8.9:1 C.R.
8	Cast Piston - Individual	80-77	W273AP Std-20-30-40-60	Cast; .9122" Pin Dia.; 2 Rings 5/64 Groove, 1 Ring 3/16 Groove, 1.585 CD, Flat Head w/4 valve reliefs - 8.2:1 C.R. w/64cc cyl. head
8	Cast Piston - Individual	80-77	WH654CP Std-20-30-40-60	Hypereutectic; .9122" Pin Dia.; 2 Rings 5/64 Groove, 1 Ring 3/16 Groove, 1.599 CD, Recessed Head .030 deep x 2.500 dia. w/4 valve reliefs. DUROSHIELD® skirt coated piston.
8	Cast Piston - Individual	72-69	W272AP Std-20-30-40-60-80	VINTAGE; Cast; .9122" Pin Dia.; 2 Rings 5/64 Groove, 1 Ring 3/16 Groove, 1.585 CD, Recessed Head .110 deep x 2.910 dia. w/4 valve reliefs - 8.9:1 C.R.

(continued on next page)

Ford Truck (Incl. SUV's)

35 302 5.0L (4950cc) OHV V8 (16 Valve), 4" Bore (Ford Eng.), 2 Bbl. "VIN F" 1980-1968
(cont.)

QTY	PISTON (cont.)	YEARS	PART NO.	DESCRIPTION
1	Cast Piston Set w/Prem. Rings	80-77	8K273AP 30 30-40-60	Cast; .9122" Pin Dia.; 2 Rings 5/64 Groove, 1 Ring 3/16 Groove, 1.585 CD, Flat Head w/4 valve reliefs - 8.2:1 C.R. w/64cc cyl. head
1	Cast Piston Set w/Prem. Rings	80-77	8KH654CP 30 30-40-60	Cast; .9122" Pin Dia.; 2 Rings 5/64 Groove, 1 Ring 3/16 Groove, 1.599 CD, Recessed Head .030 deep x 2.500 dia. w/4 valve reliefs; DUROSHIELD® skirt coated piston
1	Cast Piston Set w/Prem. Rings	72-69	8K272AP 30 30-40-60	VINTAGE; Cast; .9122" Pin Dia.; 2 Rings 5/64 Groove, 1 Ring 3/16 Groove, 1.585 CD, Recessed Head .110 deep x 2.910 dia. w/4 valve reliefs - 8.9:1 C.R.
1	Cast Piston Set w/Econ. Rings	80-77	8X273AP 20 20-30-40-60	Cast; .9122" Pin Dia.; 2 Rings 5/64 Groove, 1 Ring 3/16 Groove, 1.585 CD, Flat Head w/4 valve reliefs - 8.2:1 C.R. w/64cc cyl. head
1	Cast Piston Set w/Econ. Rings	72-69	8X272AP 20 20-30-40-60	VINTAGE; Cast; .9122" Pin Dia.; 2 Rings 5/64 Groove, 1 Ring 3/16 Groove, 1.585 CD, Recessed Head .110 deep x 2.910 dia. w/4 valve reliefs - 8.9:1 C.R.
8	POWERFORGED	80-78	L-2482F Std-20-30-40-60	Powerforged; 0.9122" Pin Dia.; 2 Rings 5/64 Groove, 1 Ring 3/16 Groove, 1.605 CD, Flat, 4 reliefs; DUROSHIELD® skirt coated piston
8	POWERFORGED Piston-Individual	80-78	WL-2482F Std-20-30-40-60	Powerforged; 0.9122" Pin Dia.; 2 Rings 5/64 Groove, 1 Ring 3/16 Groove, 1.605 CD, Flat, 4 reliefs; DUROSHIELD® skirt coated piston
8	POWERFORGED Piston-Individual	72-69	WL-2305F 40 40	Powerforged; 0.9123" Pin Dia.; 2 Rings 5/64 Groove, 1 Ring 3/16 Groove, 1.605 CD, Recessed Head .068 deep w/4 valve reliefs and pressed pin. DUROSHIELD® skirt coated piston.
1	POWERFORGED Piston Set w/Rings	80-78	8KL2482F 30 30-40-60	Powerforged; 0.9123" Pin Dia.; 2 Rings 5/64 Groove, 1 Ring 3/16 Groove, 1.605 CD, Flat Head w/4 valve reliefs. DUROSHIELD® skirt coated piston.
QTY	RINGS	YEARS	PART NO.	DESCRIPTION
1	Premium Set	80-69	E-251KC Std-20-30-40-60	2-5/64, 1-3/16; Premium Chrome
1	Premium Set	80-69	E-251K Std-10-20-30-40-60	2-5/64, 1-3/16; Premium Moly
1	Premium Set	80-69	R-9903 Std-20-30-60	2-5/64, 1-3/16; Speed-Pro plasma-moly Perf. ring set
1	Standard Set	80-69	E-251X Std-10-20-30-40-60-80	2-5/64, 1-3/16; Iron
8	Premium Single Cylinder Set	80-69	WE-251K Std-30-40-60	2-5/64, 1-3/16; Premium Moly
8	Standard Single Cylinder Set	80-69	WE-251X Std-30-40-60	2-5/64, 1-3/16; Iron
QTY	SLEEVE	YEARS	PART NO.	DESCRIPTION
8	Repair Sleeve	80-69	SL-22Y Std Only	1/8" wall, must be cut to correct length; O.A.L. 10.250"
8	Repair Sleeve	80-69	SL-22M Std Only	3/32" wall, must be cut to correct length; O.A.L. 10.250"
QTY	ENGINE BEARINGS	YEARS	PART NO.	DESCRIPTION
1	Main Set	80-68	7151M 10 10-20-30	.020" O/S length flange brg.
1	Main Set	80-68	4125MA Std-1-10-20-30-40-60	A-Series aluminum bearings ; Incl. contoured design thrust brg.
1	Main Set	80-68	4125M Std-1-10-20-30-40	Incl. contoured design thrust brg.
1	Rod Set	80-68	8-2600CP Std-1-10-20-30-40	8-2600CA 60 avail. as unplated & resizeable
1	Rod Set	80-68	8-2600A Std-1-10-20-30-40-60	A-Series aluminum bearings
1	Rod Set	80-68	8-2600CA 60 60	Unplated & resizeable
8	Rod Pair	80-68	2600CP Std-1-10-20-30	
8	Rod Pair	80-68	2600A Std-10-20-30	A-Series aluminum bearings
1	Cam Set	80-68	1204M Std-10	Babbitt material; Full round design
QTY	OIL PUMP	YEARS	PART NO.	DESCRIPTION
1	Oil Pump	80-68	224-41118	
1	Oil Pump	80-68	224-43370	High Pressure
1	Oil Pump	80-68	224-41128	High Volume, check pan for clearance; Incl. inter. shaft
1	Inter. Shaft	80-68	224-61118	
1	Screen Assy.	80	224-13118	Ford F-100 Pickup Custom, Ranger, Ranger Lariat, Ranger XLT, F-150 Pickup Custom, Ranger, Ranger Lariat, Ranger XLT
QTY	GASKETS	YEARS	PART NO.	DESCRIPTION
1	Kit Gasket Set	80-68	260-1125T	PermaDryPlus® valve cover & oil pan gskts. incl.; Premium valve stem seals incl.; Improved Design
1	Kit Gasket Set	80-68	260-1125	Premium valve stem seals incl.
QTY	FREEZE PLUGS	YEARS	PART NO.	DESCRIPTION
1	Brass Block Plug Kit	80-68	381-8015	
1	Steel Block Plug Kit	80-68	381-4010	
1	Brass Deep Cup Freeze Plug	80-68	381-9002	1.500" Diameter, 0.375" Height
1	Steel Deep Cup Freeze Plug	80-68	381-3095	0.500" Diameter
1	Steel Deep Cup Freeze Plug	80-68	381-3038	0.750" Diameter
1	Steel Deep Cup Freeze Plug	80-68	381-3133	1.500" Diameter, 0.375" Height
1	Steel Deep Cup Freeze Plug	80-68	381-3195	2.156" Diameter

(continued on next page)

Ford Truck (Incl. SUV's)

302 5.0L (4950cc) OHV V8 (16 Valve), 4" Bore (Ford Eng.), 2 Bbl. "VIN F" 1980-1968 35
(cont.)

K I T S	RE-RING KIT			PREMIUM KIT NO.	ECONOMY KIT NO.			
	YEARS	DESCRIPTION						
	80-69	Premium gskt. set incl.; Premium valve stem seals incl.; Incl. A-Series aluminum bearings	Re-ring	205-653	205-153			
	80-69	Premium gskt. set incl.; Premium valve stem seals incl.; Incl. A-Series aluminum bearings ; Incl. contoured design thrust brg.	Re-ring w/Mains	205-653M	205-153M			
K I T S	OVERHAUL KIT			PREMIUM KIT NO.	ECONOMY KIT NO.			
	YEARS	DESCRIPTION						
	80-78	Premium gskt. set incl.; Premium valve stem seals incl.; Incl. contoured design thrust brg.; Incl. silent type chain				Master w/Frg. Pstn. Prm. Rings	MKF-653H	----
	80-77	Premium gskt. set incl.; Premium valve stem seals incl.; Incl. silent type chain				Master w/o Rods & Mains	505-653H	505-153H
	80-77	Premium gskt. set incl.; Premium valve stem seals incl.; Incl. A-Series aluminum bearings ; Incl. contoured design thrust brg.; Incl. silent type chain				Master	MKP-653H	MKP-153H
	80-77	Premium gskt. set incl.; Premium valve stem seals incl.; Incl. A-Series aluminum bearings ; Incl. contoured design thrust brg.; Incl. silent type chain				Master w/o Pistons	MK-653H	MK-153H
76	From Ser. No. A50001; Premium gskt. set incl.; Premium valve stem seals incl.; Incl. A-Series aluminum bearings ; Incl. contoured design thrust brg.; Incl. silent type chain	Master w/o Pistons	MK-653H	MK-153H				

302 5.0L (4950cc) OHV V8 (16 Valve), 4" Bore (Ford Eng.), 2 Bbl. "VIN G" 1979-1968 36

V A L V E T R A I N	QTY	TIMING	YEARS	PART NO.	DESCRIPTION
		1	3 Piece Set	79-72	KT3-358SA
	1	3 Piece Set	72-69	KT3-358S	VINTAGE; Incl. silent type chain; w/1 pc. fuel pump ecc.; (1) 222-358; (1) 223-406; (1) 223-431
	1	3 Piece Set	68	KT3-358S	Ford E-200 Econoline Base, E-300 Econoline Base, Club Wagon; VINTAGE; Incl. silent type chain; w/1 pc. fuel pump ecc.; (1) 222-358; (1) 223-406; (1) 223-431
	1	3 Piece Set	68	KT3-358S	Ford Bronco Wagon, E-100 Econoline Base, Club Wagon, E-200 Econoline Club Wagon; VINTAGE; Std. Eng.; Incl. silent type chain; w/1 pc. fuel pump ecc.; (1) 222-358; (1) 223-406; (1) 223-431
	1	Timing Set w/Gaskets	79	CTS-2000	Incl. silent type chain
	1	Timing Set w/Gaskets	78-73	CTS-2001	VINTAGE; Incl. silent type chain
	1	Timing Chain	79-69	222-358	Silent type; 58 Links
	1	Timing Chain	68	222-358	Ford E-200 Econoline Base, E-300 Econoline Base; Silent type; 58 Links
	1	Timing Chain	68	222-358	Exc. Ford Bronco Base, Roadster, E-200 Econoline Base, E-300 Econoline Base, Ranchero Base, GT; Std. Eng.; Silent type; 58 Links
	1	Crank Sprocket	79-69	223-431	If engine is equipped with an oil shield, the oil shield must be discarded when installing crank sprocket 223-431; Use w/Silent type chain; 21 Teeth
	1	Crank Sprocket	68	223-431	Ford E-100 Econoline Club Wagon, E-300 Econoline Base; If engine is equipped with an oil shield, the oil shield must be discarded when installing crank sprocket 223-431; Use w/Silent type chain; 21 Teeth
	1	Crank Sprocket	68	223-431	Exc. Ford Bronco Base, Roadster, E-100 Econoline Club Wagon, E-300 Econoline Base, Ranchero Base, GT; Std. Eng.; If engine is equipped with an oil shield, the oil shield must be discarded when installing crank sprocket 223-431; Use w/Silent type chain; 21 Teeth
	1	Cam Sprocket	79-73	223-430	Use w/Silent type chain; 42 Teeth
	1	Cam Sprocket	72	223-430	From Ser. No. P20001; Use w/Silent type chain; 42 Teeth
	1	Cam Sprocket	72	223-406	VINTAGE; To Ser. No. P20000; 42 Teeth
	1	Cam Sprocket	71-69	223-406	VINTAGE; 42 Teeth
	1	Cam Sprocket	68	223-406	Exc. Ford Bronco Base, Roadster, E-100 Econoline Base, Ranchero Base, GT; VINTAGE; 42 Teeth
	1	Cam Sprocket	68	223-406	Ford E-100 Econoline Base; VINTAGE; Std. Eng.; 42 Teeth
V A L V E T R A I N	QTY	CAMSHAFT/LIFTER	YEARS	PART NO.	DESCRIPTION
	1	Camshaft	79-77	CS-668	Hydraulic, (050) Duration at .050 Lobe Lift, 192 Exh., 183 Int., 108 Degrees Lobe Separation
	1	Camshaft	76	CS-668	From Ser. No. A50001; Hydraulic, (050) Duration at .050 Lobe Lift, 192 Exh., 183 Int., 108 Degrees Lobe Separation

(continued on next page)

Ford Truck (Incl. SUV's)

36 302 5.0L (4950cc) OHV V8 (16 Valve), 4" Bore (Ford Eng.), 2 Bbl. "VIN G" 1979-1968
(cont.)

VALVE TRAIN

VALVE TRAIN

QTY	CAMSHAFT/LIFTER	YEARS	PART NO.	DESCRIPTION
1	Camshaft	76	CS-560	VINTAGE; To Ser. No. A50000; Hyd.; Hydraulic, (050) Duration at .050 Lobe Lift, 189 Exh., 184 Int., 112 Degrees Lobe Separation
1	Camshaft	75-73	CS-560	VINTAGE; Hyd.; Hydraulic, (050) Duration at .050 Lobe Lift, 189 Exh., 184 Int., 112 Degrees Lobe Separation
1	Camshaft	72	CS-560	VINTAGE; Exc. Calif. w/A/T; Hyd.; Hydraulic, (050) Duration at .050 Lobe Lift, 189 Exh., 184 Int., 112 Degrees Lobe Separation
1	Camshaft	71-69	CS-560	VINTAGE; Hyd.; Hydraulic, (050) Duration at .050 Lobe Lift, 189 Exh., 184 Int., 112 Degrees Lobe Separation
1	Prelube		55-403 Std Only	1.5 oz. packet
1	Prelube		55-400 Std Only	4 oz. bottle; 1.5 oz. packet No. 55-403 also avail.
16	Lifter	79-69	HT-900 Std Only	Hyd.
16	Lifter	79-69	HT-900R Std Only	Speed-Pro Hi-Revolution Hyd.; Use w/adj. rocker assy.
16	Lifter, Bulk	79-69	HT-900B Std Only	Hyd.; Carton of 122
16	Lifter, Bulk	79-69	HT-900RB Std Only	Speed-Pro Hi-Revolution Hyd.; Use w/adj. rocker assy.; Carton of 122
QTY	CAM KIT	YEARS	PART NO.	DESCRIPTION
1	Cam/Lifter Kit	79-77	KC-668	Hyd.; (1) 55-403B; (1) CS-668; (16) HT-900
1	Cam/Lifter Kit	76	KC-668	From Ser. No. A50001; Hyd.; (1) 55-403B; (1) CS-668; (16) HT-900
1	Cam/Lifter/Timing Kit	79-77	KCT-668	Hyd.; Incl. silent type chain; (1) 55-403B; (1) CS-668; (16) HT-900; (1) KT3-358SA
1	Cam/Lifter/Timing Kit	76	KCT-668	From Ser. No. A50001; Hyd.; Incl. silent type chain; (1) 55-403B; (1) CS-668; (16) HT-900; (1) KT3-358SA
QTY	PUSH ROD	YEARS	PART NO.	DESCRIPTION
16	Push Rod	79-70	RP-3167 Std Only	6.8760" O.A.L.
16	Push Rod	79-70	RP-3223R Std Only	Chrome-Moly; 6.8850" O.A.L.
16	Push Rod	69	RP-3167 Std Only	From Ser. No. BE0001; 6.8760" O.A.L.
16	Push Rod	69	RP-3223R Std Only	From Ser. No. BE0001; Chrome-Moly; 6.8850" O.A.L.
16	Push Rod	69	RP-3222R Std Only	To Ser. No. BE0000; Chrome-Moly; 6.8040" O.A.L.
16	Push Rod	69	RP-3165 Std Only	VINTAGE; To Ser. No. BE0000; 6.8010" O.A.L.
16	Push Rod, Bulk	79-70	BRP-3167 Std Only	Carton of 100; 6.8760" O.A.L.
16	Push Rod, Bulk	69	BRP-3167 Std Only	From Ser. No. BE0001; Carton of 100; 6.8760" O.A.L.
16	Push Rod, Bulk	69	BRP-3165 Std Only	VINTAGE; To Ser. No. BE0000; Carton of 100; 6.8010" O.A.L.
8	Push Rod Guide Plate	78-68	MR-1897 Std Only	Speed-Pro flat guide plate for 5/16" dia. push rods; Requires screw-in studs
QTY	ROCKER PARTS	YEARS	PART NO.	DESCRIPTION
16	Arm Assy.	79	R-879 Std Only	Incl. arm & pivot; Stamped steel; Bolt type mount
16	Arm Assy.	78	R-879 Std Only	From Ser. No. BE0001; Incl. arm & pivot; Stamped steel; Bolt type mount
16	Arm Assy.	78	R-847 Std Only	VINTAGE; To Ser. No. BE0000; Incl. arm, ball & nut; rail style rockers; Cast iron; w/stud type mount; Incl. 3/8" nut; Incl. 5/16" nut
16	Arm Assy.	77-69	R-847 Std Only	VINTAGE; Incl. arm, ball & nut; rail style rockers; Cast iron; w/stud type mount; Incl. 3/8" nut; Incl. 5/16" nut
16	Arm Assy., Bulk	79	R-879B Std Only	Incl. arm & pivot; Stamped steel; Bolt type mount; Carton of 64
16	Arm Assy., Bulk	78	R-879B Std Only	From Ser. No. BE0001; Incl. arm & pivot; Stamped steel; Bolt type mount; Carton of 64
16	Arm Assy., Bulk	78	R-847B Std Only	VINTAGE; To Ser. No. BE0000; Incl. arm, ball & nut; rail style rockers; Cast iron; w/stud type mount; Incl. 3/8" nut; Incl. 5/16" nut; Carton of 64
16	Arm Assy., Bulk	77-69	R-847B Std Only	VINTAGE; Incl. arm, ball & nut; rail style rockers; Cast iron; w/stud type mount; Incl. 3/8" nut; Incl. 5/16" nut; Carton of 64
16	Arm	79	R-1091R Std Only	Speed-Pro Stamped Steel w/rlr. tip; 1.6:1 ratio; Fits bolt type mount
16	Arm	79	R-879A Std Only	Stamped steel; Bolt type mount
16	Arm	78	R-1091R Std Only	From Ser. No. BE0001; Speed-Pro Stamped Steel w/rlr. tip; 1.6:1 ratio; Fits bolt type mount
16	Arm	78	R-879A Std Only	From Ser. No. BE0001; Stamped steel; Bolt type mount
16	Arm	78	R-847A Std Only	VINTAGE; To Ser. No. BE0000; Rail style rockers; Cast iron; w/stud type mount
16	Arm	77-69	R-847A Std Only	VINTAGE; Rail style rockers; Cast iron; w/stud type mount
16	Rocker Arm Ball	78	MR-1809 Std Only	To Ser. No. BE0000
16	Rocker Arm Ball	78	MR-1809B Std Only	To Ser. No. BE0000; Carton of 500
16	Rocker Arm Ball	77-69	MR-1809 Std Only	
16	Rocker Arm Ball	77-69	MR-1809B Std Only	Carton of 500
16	Nut	78	MR-1823 Std Only	To Ser. No. BE0000; 5/16" x 24

(continued on next page)

Ford Truck (Incl. SUV's)

302 5.0L (4950cc) OHV V8 (16 Valve), 4" Bore (Ford Eng.), 2 Bbl. "VIN G" 1979-1968 36
(cont.)

QTY	ROCKER PARTS (cont.)	YEARS	PART NO.	DESCRIPTION
16	Nut	78	MR-1751 Std Only	To Ser. No. BE0000; Self-locking, 3/8" x 24 threads
16	Nut	77-69	MR-1823 Std Only	5/16" x 24
16	Nut	77-69	MR-1751 Std Only	Self-locking, 3/8" x 24 threads
16	Bolt	79-78	MR-1847 Std Only	5/16" X 18 UNC w/Washer
16	Pivot	79	MR-1811 Std Only	
16	Pivot	78	MR-1811 Std Only	From Ser. No. BE0001
QTY	VALVE	YEARS	PART NO.	DESCRIPTION
8	Exhaust	79-70	V-1961 Std-3-15	Chrome plated stem; 1.4600" Head Dia., 0.3415" Stem Dia., 5.0700" O.A.L.
8	Exhaust	79-69	V-4551X Std Only	Chrome plated stem; Stellite face; 1.4520" Head Dia., 0.3414" Stem Dia., 5.0700" O.A.L.
8	Exhaust	69	V-1961 Std-3-15	From Ser. No. E10001; Chrome plated stem; 1.4600" Head Dia., 0.3415" Stem Dia., 5.0700" O.A.L.
8	Exhaust	69	V-1784 Std-15	VINTAGE; To Ser. No. E10000; 1.4500" Head Dia., 0.3415" Stem Dia., 4.8730" O.A.L.
8	Exhaust, Bulk	79-70	V-1961B Std-15	Chrome plated stem; Carton of 25; 1.4520" Head Dia., 0.3415" Stem Dia., 5.0700" O.A.L.
8	Exhaust, Bulk	79-70	V-1961B 15 Std-15	Chrome plated stem; Carton of 25; 1.4520" Head Dia., 0.3565" Stem Dia., 5.0700" O.A.L.
8	Exhaust, Bulk	69	V-1961B Std-15	From Ser. No. E10001; Chrome plated stem; Carton of 25; 1.4520" Head Dia., 0.3415" Stem Dia., 5.0700" O.A.L.
8	Exhaust, Bulk	69	V-1961B 15 Std-15	From Ser. No. E10001; Chrome plated stem; Carton of 25; 1.4520" Head Dia., 0.3565" Stem Dia., 5.0700" O.A.L.
8	Exhaust, Bulk	69	V-1784B 15 15	VINTAGE; To Ser. No. E10000; Carton of 25; 1.4500" Head Dia., 0.3565" Stem Dia., 4.8730" O.A.L.
8	Intake	79-77	V-2045 Std-15	Chrome plated stem; 1.7820" Head Dia., 0.3420" Stem Dia., 5.0700" O.A.L.
8	Intake	76-70	V-1932 Std-15	VINTAGE; Chrome plated stem; 1.7810" Head Dia., 0.3420" Stem Dia., 5.0500" O.A.L.
8	Intake	69	V-1932 Std-15	VINTAGE; From Ser. No. E10001; Chrome plated stem; 1.7810" Head Dia., 0.3420" Stem Dia., 5.0500" O.A.L.
8	Intake	69	V-1785 Std-15	VINTAGE; To Ser. No. E10000; 1.7740" Head Dia., 0.3420" Stem Dia., 4.8630" O.A.L.
8	Intake, Bulk	79-77	V-2045B Std-15	Chrome plated stem; Carton of 25; 1.7820" Head Dia., 0.3419" Stem Dia., 5.0700" O.A.L.
8	Intake, Bulk	79-77	V-2045B 15 Std-15	Chrome plated stem; Carton of 25; 1.7820" Head Dia., 0.3569" Stem Dia., 5.0700" O.A.L.
8	Intake, Bulk	69	V-1785B Std-15	VINTAGE; Carton of 25; 1.7800" Head Dia., 0.3420" Stem Dia., 4.8730" O.A.L.
QTY	VALVE GUIDE	YEARS	PART NO.	DESCRIPTION
8	Guide	79-69	VG-5032 Std Only	Loc. Exh.; 0.4375" ID, 2.5000" O.A.L.
QTY	VALVE SPRING	YEARS	PART NO.	DESCRIPTION
8	Spring	79-73	VS-733 Std Only	Loc. Exh.; 1.9230" Free Height
8	Spring	79	VS-718 Std Only	Loc. Int.; 2.0280" Free Height
8	Spring	79-78	VS-661 Std Only	Loc. Int.; Incl. damper; 2.0460" Free Height
8	Spring	78	VS-718 Std Only	Loc. Int.; From Ser. No. BE0001; 2.0280" Free Height
8	Spring	78	VS-703 Std Only	Loc. Int.; To Ser. No. BE0000; 2.0560" Free Height
8	Spring	77-70	VS-703 Std Only	Loc. Int.; 2.0560" Free Height
8	Spring	72-70	VS-703 Std Only	Loc. Exh.; 2.0560" Free Height
8	Spring	69-68	VS-672 Std Only	VINTAGE; Loc. Exh.; 1.9700" Free Height
8	Spring	69-68	VS-672 Std Only	VINTAGE; Loc. Int.; 1.9700" Free Height
8	Spring, Bulk	78	VS-703B Std Only	Loc. Int.; To Ser. No. BE0000; Carton of 250; 2.0560" Free Height
8	Spring, Bulk	77-70	VS-703B Std Only	Loc. Int.; Carton of 250; 2.0560" Free Height
8	Spring, Bulk	72-70	VS-703B Std Only	Loc. Exh.; Carton of 250; 2.0560" Free Height
QTY	VALVE SEAL	YEARS	PART NO.	DESCRIPTION
16	Valve Stem Seal	79-69	MV-1796C Std Only	Umbrella type; Fits Std. to .015" O/S valve stem; (RBB) Rubber
16	Valve Stem Seal	79-69	ST-2001 Std Only	Use w/O.E. guide; Positive type; Installation requires valve guide machining; (RBBTF) Rubber/PTFE
16	Valve Stem Seal	77-69	MV-1903 Std Only	Use w/VG-5032 repair guide; Positive type; (RBB) Rubber
16	Valve Stem Seal Bulk	79-69	MV-1796 Std Only	Umbrella type; Fits Std. to .015" O/S valve stem; Carton of 100; (RBB) Rubber
16	Valve Stem Seal Bulk	79-69	ST-2001BC Std Only	Use w/O.E. guide; Positive type; Installation requires valve guide machining; Carton of 100; (RBBTF) Rubber/PTFE
QTY	VALVE SEAT	YEARS	PART NO.	DESCRIPTION
8	Seat	79-69	245-1562-1 Std Only	Loc. Exh.; 1.5675" OD, 1.3125" ID, 0.2160" Depth
8	Seat	79-69	245-1562-1N Std Only	Loc. Exh.; Premium Material; 1.5675" OD, 1.3125" ID, 0.2160" Depth
8	Seat	79-69	245-1875-1 Std Only	Loc. Int.; 1.8810" OD, 1.6100" ID, 0.2485" Depth

VALVE TRAIN

VALVE TRAIN

(continued on next page)

Ford Truck (Incl. SUV's)

36 302 5.0L (4950cc) OHV V8 (16 Valve), 4" Bore (Ford Eng.), 2 Bbl. "VIN G" 1979-1968
(cont.)

QTY	VALVE SEAT (cont.)	YEARS	PART NO.	DESCRIPTION
8	Seat	79-69	245-1875-1N Std Only	Loc. Int.; Premium Material; 1.8810" OD, 1.6100" ID, 0.2485" Depth
QTY	VALVE, MISC	YEARS	PART NO.	DESCRIPTION
32	Keeper	79-69	VK-115A Std Only	1 groove; Square cut key groove; Carton pack 24
32	Keeper	79-69	VK-115 Std Only	1 groove; Square cut key groove; Carton pack 32
32	Keeper	79-69	VK-115R Std Only	1 groove; Square cut key groove; Hardened
32	Keeper, Bulk	79-69	VK-115B Std Only	1 groove; Square cut key groove; Carton of 1000
16	Spring Insert	79-69	259-102C Std Only	.015"; Carton of 100
16	Spring Insert	79-69	259-102B Std Only	.030"; Carton of 100
16	Spring Insert	79-69	259-102A Std Only	.060"; Carton of 100
16	Spring Insert	79-69	259-502A Std Only	.060"; Carton of 50; O/S O.D. 1.542"
QTY	PISTON	YEARS	PART NO.	DESCRIPTION
8	Cast Piston	79-77	273AP Std-20-30-40-60	Cast; .9122" Pin Dia.; 2 Rings 5/64 Groove, 1 Ring 3/16 Groove, 1.585 CD, Flat Head w/4 valve reliefs - 8.2:1 C.R. w/64cc cyl. head
8	Cast Piston	79-77	H654CP Std-20-30-40-60	Hypereutectic; Use w/E-251KC, E-251K or E-251X ring set; .9122" Pin Dia.; 2 Rings 5/64 Groove, 1 Ring 3/16 Groove, 1.599 CD, Recessed Head .030 deep x 2.500 dia. w/4 valve reliefs. DUROSHIELD® skirt coated piston.
8	Cast Piston	72-69	272AP Std-20-30-40-60-80	VINTAGE; Cast; .9122" Pin Dia.; 2 Rings 5/64 Groove, 1 Ring 3/16 Groove, 1.585 CD, Recessed Head .110 deep x 2.910 dia. w/4 valve reliefs - 8.9:1 C.R.
8	Cast Piston - Individual	79-77	W273AP Std-20-30-40-60	Cast; .9122" Pin Dia.; 2 Rings 5/64 Groove, 1 Ring 3/16 Groove, 1.585 CD, Flat Head w/4 valve reliefs - 8.2:1 C.R. w/64cc cyl. head
8	Cast Piston - Individual	79-77	WH654CP Std-20-30-40-60	Hypereutectic; .9122" Pin Dia.; 2 Rings 5/64 Groove, 1 Ring 3/16 Groove, 1.599 CD, Recessed Head .030 deep x 2.500 dia. w/4 valve reliefs. DUROSHIELD® skirt coated piston.
8	Cast Piston - Individual	72-69	W272AP Std-20-30-40-60-80	VINTAGE; Cast; .9122" Pin Dia.; 2 Rings 5/64 Groove, 1 Ring 3/16 Groove, 1.585 CD, Recessed Head .110 deep x 2.910 dia. w/4 valve reliefs - 8.9:1 C.R.
1	Cast Piston Set w/Prem. Rings	79-77	8K273AP 30 30-40-60	Cast; .9122" Pin Dia.; 2 Rings 5/64 Groove, 1 Ring 3/16 Groove, 1.585 CD, Flat Head w/4 valve reliefs - 8.2:1 C.R. w/64cc cyl. head
1	Cast Piston Set w/Prem. Rings	79-77	8KH654CP 30 30-40-60	Cast; .9122" Pin Dia.; 2 Rings 5/64 Groove, 1 Ring 3/16 Groove, 1.599 CD, Recessed Head .030 deep x 2.500 dia. w/4 valve reliefs; DUROSHIELD® skirt coated piston
1	Cast Piston Set w/Prem. Rings	72-69	8K272AP 30 30-40-60	VINTAGE; Cast; .9122" Pin Dia.; 2 Rings 5/64 Groove, 1 Ring 3/16 Groove, 1.585 CD, Recessed Head .110 deep x 2.910 dia. w/4 valve reliefs - 8.9:1 C.R.
1	Cast Piston Set w/Econ. Rings	79-77	8X273AP 20 20-30-40-60	Cast; .9122" Pin Dia.; 2 Rings 5/64 Groove, 1 Ring 3/16 Groove, 1.585 CD, Flat Head w/4 valve reliefs - 8.2:1 C.R. w/64cc cyl. head
1	Cast Piston Set w/Econ. Rings	72-69	8X272AP 20 20-30-40-60	VINTAGE; Cast; .9122" Pin Dia.; 2 Rings 5/64 Groove, 1 Ring 3/16 Groove, 1.585 CD, Recessed Head .110 deep x 2.910 dia. w/4 valve reliefs - 8.9:1 C.R.
8	POWERFORGED	79-78	L-2482F Std-20-30-40-60	Powerforged; 0.9122" Pin Dia.; 2 Rings 5/64 Groove, 1 Ring 3/16 Groove, 1.605 CD, Flat, 4 reliefs; DUROSHIELD® skirt coated piston
8	POWERFORGED Piston-Individual	79-78	WL-2482F Std-20-30-40-60	Powerforged; 0.9122" Pin Dia.; 2 Rings 5/64 Groove, 1 Ring 3/16 Groove, 1.605 CD, Flat, 4 reliefs; DUROSHIELD® skirt coated piston
8	POWERFORGED Piston-Individual	72-69	WL-2305F 40 40	Powerforged; 0.9123" Pin Dia.; 2 Rings 5/64 Groove, 1 Ring 3/16 Groove, 1.605 CD, Recessed Head .068 deep w/4 valve reliefs and pressed pin. DUROSHIELD® skirt coated piston.
1	POWERFORGED Piston Set w/Rings	79-78	8KL2482F 30 30-40-60	Powerforged; 0.9123" Pin Dia.; 2 Rings 5/64 Groove, 1 Ring 3/16 Groove, 1.605 CD, Flat Head w/4 valve reliefs. DUROSHIELD® skirt coated piston.
QTY	RINGS	YEARS	PART NO.	DESCRIPTION
1	Premium Set	79-69	E-251KC Std-20-30-40-60	2-5/64, 1-3/16; Premium Chrome
1	Premium Set	79-69	E-251K Std-10-20-30-40-60	2-5/64, 1-3/16; Premium Moly
1	Premium Set	79-69	R-9903 Std-20-30-60	2-5/64, 1-3/16; Speed-Pro plasma-moly Perf. ring set
1	Standard Set	79-69	E-251X Std-10-20-30-40-60-80	2-5/64, 1-3/16; Iron
8	Premium Single Cylinder Set	79-69	WE-251K Std-30-40-60	2-5/64, 1-3/16; Premium Moly
8	Standard Single Cylinder Set	79-69	WE-251X Std-30-40-60	2-5/64, 1-3/16; Iron
QTY	SLEEVE	YEARS	PART NO.	DESCRIPTION
8	Repair Sleeve	79-69	SL-22Y Std Only	1/8" wall, must be cut to correct length; O.A.L. 10.250"
8	Repair Sleeve	79-69	SL-22M Std Only	3/32" wall, must be cut to correct length; O.A.L. 10.250"
QTY	ENGINE BEARINGS	YEARS	PART NO.	DESCRIPTION
1	Main Set	79-68	7151M 10 10-20-30	.020" O/S length flange brg.

BLOCK

BLOCK

(continued on next page)

Ford Truck (Incl. SUV's)

302 5.0L (4950cc) OHV V8 (16 Valve), 4" Bore (Ford Eng.), 2 Bbl. "VIN G" 1979-1968 **36**
(cont.)

	QTY	ENGINE BEARINGS	YEARS	PART NO.	DESCRIPTION			
BLOCK	1	(cont.) Main Set	79-68	4125MA Std-1-10-20-30-40-60	A-Series aluminum bearings ; Incl. contoured design thrust brg.			
	1	Main Set	79-68	4125M Std-1-10-20-30-40	Incl. contoured design thrust brg.			
	1	Rod Set	79-68	8-2600CP Std-1-10-20-30-40	8-2600CA 60 avail. as unplated & resizeable			
	1	Rod Set	79-68	8-2600A Std-1-10-20-30-40-60	A-Series aluminum bearings			
	1	Rod Set	79-68	8-2600CA 60 60	Unplated & resizeable			
	8	Rod Pair	79-68	2600CP Std-1-10-20-30				
	8	Rod Pair	79-68	2600A Std-10-20-30	A-Series aluminum bearings			
	1	Cam Set	79-68	1204M Std-10	Babbitt material; Full round design			
		QTY	OIL PUMP	YEARS	PART NO.	DESCRIPTION		
		1	Oil Pump	79-68	224-41118			
	1	Oil Pump	79-68	224-43370	High Pressure			
	1	Oil Pump	79-68	224-41128	High Volume, check pan for clearance; Incl. inter. shaft			
	1	Inter. Shaft	79-68	224-61118				
	1	Screen Assy.	79	224-12118	Ford F-100 Pickup Custom, Ranger, Ranger Lariat, Ranger XLT, F-150 Pickup Custom, Ranger, Ranger Lariat, Ranger XLT; VINTAGE			
	1	Screen Assy.	78	224-12118	Ford F-100 Pickup Base, Custom, Northland, Ranger, Ranger Lariat, Ranger XLT, F-150 Pickup Base, Custom, Northland, Ranger, Ranger Lariat, Ranger XLT; VINTAGE			
	1	Screen Assy.	77	224-12118	Ford F-100 Pickup Base, Custom, Northland, Ranger, Ranger XLT, XLT, F-150 Pickup Base, Custom, Northland, Ranger, Ranger XLT; VINTAGE			
	1	Screen Assy.	77-76	224-14241	Ford Bronco Custom, Sport; VINTAGE			
	1	Screen Assy.	76	224-12118	Ford F-100 Pickup Base, Custom, Northland, Ranger, Ranger XLT, F-150 Pickup Base, Custom, Northland, Ranger, Ranger XLT; VINTAGE			
	1	Screen Assy.	75	224-12118	Ford F-100 Pickup Custom, Northland, Ranger, Ranger XLT, F-150 Pickup Custom, Northland, Ranger, Ranger XLT; VINTAGE			
	1	Screen Assy.	75	224-14241	Ford Bronco Custom, Northland, Ranger, Sport; VINTAGE			
	1	Screen Assy.	74-73	224-14241	Exc. Ford F-100 Pickup Base, F-250 Pickup Base, F-350 Pickup Base, Ranchero 500, GT, Squire; VINTAGE			
	1	Screen Assy.	74-69	224-12118	Ford F-100 Pickup Base; VINTAGE			
	1	Screen Assy.	72-71	224-14241	Ford Bronco Base, Wagon; VINTAGE			
	QTY	GASKETS	YEARS	PART NO.	DESCRIPTION			
	1	Kit Gasket Set	79-68	260-1125T	PermaDryPlus® valve cover & oil pan gskts. incl.; Premium valve stem seals incl.; Improved Design			
	1	Kit Gasket Set	79-68	260-1125	Premium valve stem seals incl.			
	QTY	FREEZE PLUGS	YEARS	PART NO.	DESCRIPTION			
	1	Brass Block Plug Kit	79-68	381-8015				
	1	Steel Block Plug Kit	79-68	381-4010				
	1	Brass Deep Cup Freeze Plug	79-68	381-9002	1.500" Diameter, 0.375" Height			
	1	Steel Deep Cup Freeze Plug	79-68	381-3095	0.500" Diameter			
	1	Steel Deep Cup Freeze Plug	79-68	381-3038	0.750" Diameter			
	1	Steel Deep Cup Freeze Plug	79-68	381-3133	1.500" Diameter, 0.375" Height			
	1	Steel Deep Cup Freeze Plug	79-68	381-3195	2.156" Diameter			
KITS		RE-RING KIT				PREMIUM KIT NO.	ECONOMY KIT NO.	
		YEARS	DESCRIPTION					
		79-69	Premium gskt. set incl.; Premium valve stem seals incl.; Incl. A-Series aluminum bearings	Re-ring		205-653	205-153	
		79-69	Premium gskt. set incl.; Premium valve stem seals incl.; Incl. A-Series aluminum bearings ; Incl. contoured design thrust brg.	Re-ring w/Mains		205-653M	205-153M	
			OVERHAUL KIT			PREMIUM KIT NO.	ECONOMY KIT NO.	
		YEARS	DESCRIPTION					
		79-78	Premium gskt. set incl.; Premium valve stem seals incl.; Incl. contoured design thrust brg.; Incl. silent type chain	Master w/Frg. Pstn. Prm. Rings		MKF-653H	----	
		79-77	Premium gskt. set incl.; Premium valve stem seals incl.; Incl. silent type chain	Master w/o Rods & Mains		505-653H	505-153H	
		79-77	Premium gskt. set incl.; Premium valve stem seals incl.; Incl. A-Series aluminum bearings ; Incl. contoured design thrust brg.; Incl. silent type chain	Master		MKP-653H	MKP-153H	
		79-77	Premium gskt. set incl.; Premium valve stem seals incl.; Incl. A-Series aluminum bearings ; Incl. contoured design thrust brg.; Incl. silent type chain	Master w/o Pistons		MK-653H	MK-153H	

(continued on next page)

Ford Truck (Incl. SUV's)

36 302 5.0L (4950cc) OHV V8 (16 Valve), 4" Bore (Ford Eng.), 2 Bbl. "VIN G" 1979-1968 (cont.)

YEARS	DESCRIPTION	PREMIUM KIT NO.	ECONOMY KIT NO.
76	From Ser. No. A50001; Premium gskt. set incl.; Premium valve stem seals incl.; Incl. A-Series aluminum bearings ; Incl. contoured design thrust brg.; Incl. silent type chain	MK-653H	MK-153H

37 330 5.4L (5409cc) OHV V8 M/D (16 Valve), 3.875" Bore (Ford Eng.), 2 Bbl. 1977-1975

QTY	GASKETS	YEARS	PART NO.	DESCRIPTION
1	Kit Gasket Set	77-75	260-1039	VINTAGE; Exh. manifold heat shields not incl.; Premium valve stem seals incl.

38 332 5.4L (5441cc) OHV V8 (16 Valve), 4" Bore (Ford Eng.), 2 Bbl. 1963-1960

QTY	TIMING	YEARS	PART NO.	DESCRIPTION
1	Timing Chain	63-60	222-494	48 Links
QTY	PUSH ROD	YEARS	PART NO.	DESCRIPTION
16	Push Rod	63-60	RP-3227R Std Only	Ball & ball type ends; Chrome-Moly; 9.5950" O.A.L.
16	Push Rod	63-60	RP-3172C Std Only	VINTAGE; 9.5910" O.A.L.
16	Push Rod	63-60	RP-3172B Std Only	VINTAGE; Ball & ball type ends; 9.5600" O.A.L.
16	Push Rod	63-60	RP-3172 Std Only	VINTAGE; Ball & ball type ends; 9.6210" O.A.L.
16	Push Rod	63-60	RP-3172A Std Only	VINTAGE; Ball & ball type ends; 9.6800" O.A.L.
16	Push Rod	63-60	RP-3023 Std Only	VINTAGE; w/Hyd. lifters; Ball & cup type ends; 9.5300" O.A.L.
16	Push Rod	63-60	RP-3230R Std Only	w/Hyd. lifters; Ball & cup type ends; Chrome-Moly; 9.3300" O.A.L.
16	Push Rod, Bulk	63-60	BRP-3172B Std Only	VINTAGE; Ball & ball type ends; Carton of 100; 9.5600" O.A.L.
16	Push Rod, Bulk	63-60	BRP-3172 Std Only	VINTAGE; Ball & ball type ends; Carton of 100; 9.6210" O.A.L.
QTY	VALVE	YEARS	PART NO.	DESCRIPTION
8	Exhaust	63-60	V-1853 Std-15	VINTAGE; Chrome plated stem; 1.5580" Head Dia., 0.3715" Stem Dia., 5.4360" O.A.L.
QTY	VALVE SPRING	YEARS	PART NO.	DESCRIPTION
16	Spring	63-60	VS-1428 Std Only	VINTAGE; 2.3430" Free Height
QTY	VALVE SEAL	YEARS	PART NO.	DESCRIPTION
16	Valve Stem Seal	63-60	ST-2002 Std Only	Installation requires valve guide machining; (PLY) Polyacrylate
16	Valve Stem Seal Bulk	63-60	ST-2002BC Std Only	Positive type; Installation requires valve guide machining; Carton of 100; (PLY) Polyacrylate
QTY	VALVE SEAT	YEARS	PART NO.	DESCRIPTION
8	Seat	63-60	245-1687-1 Std Only	Loc. Exh.; 1.6925" OD, 1.4060" ID, 0.2480" Depth
8	Seat	63-60	245-1687-1N Std Only	Loc. Exh.; Premium Material; 1.6925" OD, 1.4060" ID, 0.2480" Depth
8	Seat	63-60	245-2062-1 Std Only	Loc. Int.; 2.0680" OD, 1.8125" ID, 0.2480" Depth
QTY	VALVE, MISC	YEARS	PART NO.	DESCRIPTION
32	Keeper	63-60	VK-138A Std Only	1 groove; Square cut key groove; Carton pack 24
32	Keeper	63-60	VK-138 Std Only	1 groove; Square cut key groove; Carton pack 32
32	Keeper	63-60	VK-138R Std Only	1 groove; Square cut key groove; Hardened
32	Keeper, Bulk	63-60	VK-138B Std Only	1 groove; Square cut key groove; Carton of 1000
16	Spring Insert	63-60	259-103C Std Only	.015"; ID 1.030"; Carton of 100
16	Spring Insert	63-60	259-103B Std Only	.030"; ID 1.030"; Carton of 100
16	Spring Insert	63-60	259-103BRS Std Only	.030"; ID 1.030"; Carton of 500
16	Spring Insert	63-60	259-103A Std Only	.060"; ID 1.030"; Carton of 100
16	Spring Insert	63-60	259-103ARS Std Only	.060"; ID 1.030"; Carton of 500
QTY	RINGS	YEARS	PART NO.	DESCRIPTION
1	Premium Set	63-60	E-248K Std-30-40-60	VINTAGE; 1-5/64, 1-3/32, 1-3/16; Premium Moly
1	Standard Set	63-60	E-248X Std-30-60	VINTAGE; 1-5/64, 1-3/32, 1-3/16; Iron
QTY	SLEEVE	YEARS	PART NO.	DESCRIPTION
8	Repair Sleeve	63-60	SL-22Y Std Only	1/8" wall, must be cut to correct length; O.A.L. 10.250"
8	Repair Sleeve	63-60	SL-22M Std Only	3/32" wall, must be cut to correct length; O.A.L. 10.250"
QTY	ENGINE BEARINGS	YEARS	PART NO.	DESCRIPTION
1	Main Set	63-60	4020M Std-10	VINTAGE; 3.684" max. flange OD
1	Rod Set	63-60	8-3230CP Std-10-20-30-40-50	VINTAGE; Squirt hole removed from all Ford V Engs.; 8-3230CA 60 avail. as unplated & resizeable
1	Rod Set	63-60	8-3230CA 60 60	VINTAGE; Unplated & resizeable; Squirt hole removed from all Ford V Engs.
8	Rod Pair	63-60	3230CP Std-1-2-10-20-30-40-50	VINTAGE; Squirt hole removed from all Ford V Engs.
1	Cam Set	63-60	1445M Std Only	VINTAGE

(continued on next page)

Ford Truck (Incl. SUV's)

332 5.4L (5441cc) OHV V8 (16 Valve), 4" Bore (Ford Eng.), 2 Bbl. 1963-1960 38
(cont.)

BLOCK	QTY	OIL PUMP	YEARS	PART NO.	DESCRIPTION	BLOCK
	1	Oil Pump	63-60	224-41173	VINTAGE	
	1	Oil Pump	63-60	224-43365A	VINTAGE; High Pressure	
	1	Oil Pump	63-60	224-41177	VINTAGE; High Volume, check pan for clearance	
	1	Inter. Shaft	63-60	224-61114	VINTAGE	
QTY	GASKETS	YEARS	PART NO.	DESCRIPTION		
1	Kit Gasket Set	63-60	260-1035	VINTAGE; Exh. pipe flange not incl.		
QTY	FREEZE PLUGS	YEARS	PART NO.	DESCRIPTION		
1	Brass Block Plug Kit	63-60	381-8017	VINTAGE		
1	Steel Block Plug Kit	63-60	381-4015	VINTAGE		
1	Brass Deep Cup Freeze Plug	63-60	381-9031	1.750" Diameter		
1	Steel Deep Cup Freeze Plug	63-60	381-3088	0.448" Diameter		
1	Steel Deep Cup Freeze Plug	63-60	381-3092	2.396" Diameter		
1	Steel Shallow Cup Freeze Plug	63-60	381-2057	1.750" Diameter		

332 5.4L (5441cc) OHV V8 (16 Valve), 4" Bore (Ford Eng.), 4 Bbl. 1963-1960 39

VALVE TRAIN	QTY	TIMING	YEARS	PART NO.	DESCRIPTION	VALVE TRAIN
	1	Timing Chain	63-60	222-494	48 Links	
QTY	PUSH ROD	YEARS	PART NO.	DESCRIPTION		
16	Push Rod	63-60	RP-3227R Std Only	Ball & ball type ends; Chrome-Moly; 9.5950" O.A.L.		
16	Push Rod	63-60	RP-3172C Std Only	VINTAGE; 9.5910" O.A.L.		
16	Push Rod	63-60	RP-3172B Std Only	VINTAGE; Ball & ball type ends; 9.5600" O.A.L.		
16	Push Rod	63-60	RP-3172 Std Only	VINTAGE; Ball & ball type ends; 9.6210" O.A.L.		
16	Push Rod	63-60	RP-3172A Std Only	VINTAGE; Ball & ball type ends; 9.6800" O.A.L.		
16	Push Rod	63-60	RP-3023 Std Only	VINTAGE; w/Hyd. lifters; Ball & cup type ends; 9.5300" O.A.L.		
16	Push Rod	63-60	RP-3230R Std Only	w/Hyd. lifters; Ball & cup type ends; Chrome-Moly; 9.3300" O.A.L.		
16	Push Rod, Bulk	63-60	BRP-3172B Std Only	VINTAGE; Ball & ball type ends; Carton of 100; 9.5600" O.A.L.		
16	Push Rod, Bulk	63-60	BRP-3172 Std Only	VINTAGE; Ball & ball type ends; Carton of 100; 9.6210" O.A.L.		
QTY	VALVE	YEARS	PART NO.	DESCRIPTION		
8	Exhaust	63-60	V-1853 Std-15	VINTAGE; Chrome plated stem; 1.5580" Head Dia., 0.3715" Stem Dia., 5.4360" O.A.L.		
QTY	VALVE SPRING	YEARS	PART NO.	DESCRIPTION		
16	Spring	63-60	VS-1428 Std Only	VINTAGE; 2.3430" Free Height		
QTY	VALVE SEAL	YEARS	PART NO.	DESCRIPTION		
16	Valve Stem Seal	63-60	ST-2002 Std Only	Installation requires valve guide machining; (PLY) Polyacrylate		
16	Valve Stem Seal Bulk	63-60	ST-2002BC Std Only	Positive type; Installation requires valve guide machining; Carton of 100; (PLY) Polyacrylate		
QTY	VALVE SEAT	YEARS	PART NO.	DESCRIPTION		
8	Seat	63-60	245-1687-1 Std Only	Loc. Exh.; 1.6925" OD, 1.4060" ID, 0.2480" Depth		
8	Seat	63-60	245-1687-1N Std Only	Loc. Exh.; Premium Material; 1.6925" OD, 1.4060" ID, 0.2480" Depth		
8	Seat	63-60	245-2062-1 Std Only	Loc. Int.; 2.0680" OD, 1.8125" ID, 0.2480" Depth		
QTY	VALVE, MISC	YEARS	PART NO.	DESCRIPTION		
32	Keeper	63-60	VK-138A Std Only	1 groove; Square cut key groove; Carton pack 24		
32	Keeper	63-60	VK-138 Std Only	1 groove; Square cut key groove; Carton pack 32		
32	Keeper	63-60	VK-138R Std Only	1 groove; Square cut key groove; Hardened		
32	Keeper, Bulk	63-60	VK-138B Std Only	1 groove; Square cut key groove; Carton of 1000		
16	Spring Insert	63-60	259-103C Std Only	.015"; ID 1.030"; Carton of 100		
16	Spring Insert	63-60	259-103B Std Only	.030"; ID 1.030"; Carton of 100		
16	Spring Insert	63-60	259-103BRS Std Only	.030"; ID 1.030"; Carton of 500		
16	Spring Insert	63-60	259-103A Std Only	.060"; ID 1.030"; Carton of 100		
16	Spring Insert	63-60	259-103ARS Std Only	.060"; ID 1.030"; Carton of 500		
QTY	RINGS	YEARS	PART NO.	DESCRIPTION		
1	Premium Set	63-60	E-248K Std-30-40-60	VINTAGE; 1-5/64, 1-3/32, 1-3/16; Premium Moly		
1	Standard Set	63-60	E-248X Std-30-60	VINTAGE; 1-5/64, 1-3/32, 1-3/16; Iron		
QTY	SLEEVE	YEARS	PART NO.	DESCRIPTION		
8	Repair Sleeve	63-60	SL-22Y Std Only	1/8" wall, must be cut to correct length; O.A.L. 10.250"		
8	Repair Sleeve	63-60	SL-22M Std Only	3/32" wall, must be cut to correct length; O.A.L. 10.250"		
QTY	ENGINE BEARINGS	YEARS	PART NO.	DESCRIPTION		
1	Main Set	63-60	4020M Std-10	VINTAGE; 3.684" max. flange OD		
1	Rod Set	63-60	8-3230CP Std-10-20-30-40-50	VINTAGE; Squirt hole removed from all Ford V Eng's.; 8-3230CA 60 avail. as unplated & resizeable		
1	Rod Set	63-60	8-3230CA 60 60	VINTAGE; Unplated & resizeable; Squirt hole removed from all Ford V Eng's.		

(continued on next page)

Ford Truck (Incl. SUV's)

39 332 5.4L (5441cc) OHV V8 (16 Valve), 4" Bore (Ford Eng.), 4 Bbl. 1963-1960 (cont.)

BLOCK	ENGINE BEARINGS					BLOCK	
	QTY	(cont.)	YEARS	PART NO.	DESCRIPTION		
	8	Rod Pair	63-60	3230CP	Std-1-2-10-20-30-40-50		VINTAGE; Squirt hole removed from all Ford V Eng.
	1	Cam Set	63-60	1445M	Std Only		VINTAGE
	1	OIL PUMP	YEARS	PART NO.	DESCRIPTION		
	1	Oil Pump	63-60	224-41173	VINTAGE		
	1	Oil Pump	63-60	224-43365A	VINTAGE; High Pressure		
	1	Oil Pump	63-60	224-41177	VINTAGE; High Volume, check pan for clearance		
	1	Inter. Shaft	63-60	224-61114	VINTAGE		
	1	GASKETS	YEARS	PART NO.	DESCRIPTION		
1	Kit Gasket Set	63-60	260-1035	VINTAGE; Exh. pipe flange not incl.			
1	FREEZE PLUGS	YEARS	PART NO.	DESCRIPTION			
1	Brass Block Plug Kit	63-60	381-8017	VINTAGE			
1	Steel Block Plug Kit	63-60	381-4015	VINTAGE			
1	Brass Deep Cup Freeze Plug	63-60	381-9031	1.750" Diameter			
1	Steel Deep Cup Freeze Plug	63-60	381-3088	0.448" Diameter			
1	Steel Deep Cup Freeze Plug	63-60	381-3092	2.396" Diameter			
1	Steel Shallow Cup Freeze Plug	63-60	381-2057	1.750" Diameter			

40 351 5.8L (5753cc) OHV V8 Cleveland (16 Valve), 4" Bore (Ford Eng.), 2 Bbl. "VIN H" 1974-1970

QTY	GASKETS	YEARS	PART NO.	DESCRIPTION
1	Kit Gasket Set	74-70	260-1014	Int. manifold gskt. not incl.; Premium valve stem seals incl.
1	Valley Pan Gasket Set	74-70	260-4009	VINTAGE

41 351 5.8L (5753cc) OHV V8 Modified (16 Valve), 4" Bore (Ford Eng.), 2 Bbl. "VIN H" 1979-1975

VALVE TRAIN	QTY	TIMING	YEARS	PART NO.	DESCRIPTION	VALVE TRAIN	
	1	3 Piece Set	79-77	KT3-494SA2	(1) 222-494; (1) 223-420A; (1) 223-493		
	1	Timing Chain	79-77	222-494	48 Links		
	1	Crank Sprocket	79-77	223-493	If engine is equipped with an oil shield, the oil shield must be discarded when installing crankshaft sprocket 223-493; 18 Teeth		
	1	Crank Sprocket	79-75	223-475	VINTAGE; If engine is equipped with an oil shield, the oil shield must be discarded when installing crankshaft sprocket 223-475; 18 Teeth		
	1	Cam Sprocket	79-77	223-420A	36 Teeth		
	1	CAMSHAFT/LIFTER	YEARS	PART NO.	DESCRIPTION		
	1	Camshaft	79-77	CS-667	Hydraulic, (050) Duration at .050 Lobe Lift, 198 Exh., 192 Int., 110 Degrees Lobe Separation		
	1	Prelube		55-403	Std Only		1.5 oz. packet
	1	Prelube		55-400	Std Only		4 oz. bottle; 1.5 oz. packet No. 55-403 also avail.
16	Lifter	79-77	HT-900	Std Only	Hyd.		
16	Lifter, Bulk	79-77	HT-900B	Std Only	Hyd.; Carton of 122		
1	CAM KIT	YEARS	PART NO.	DESCRIPTION			
1	Cam/Lifter Kit	79-77	KC-667	Hyd.; (1) 55-403B; (1) CS-667; (16) HT-900			
1	Cam/Lifter/Timing Kit	79-77	KCT-667	Hyd.; (1) 55-403B; (1) CS-667; (16) HT-900; (1) KT3-494SA2			
16	PUSH ROD	YEARS	PART NO.	DESCRIPTION			
16	Push Rod	79-77	RP-3186	Std Only	9.5000" O.A.L.		
16	Push Rod, Bulk	79-77	BRP-3186	Std Only	Carton of 100; 9.5000" O.A.L.		
16	ROCKER PARTS	YEARS	PART NO.	DESCRIPTION			
16	Arm Assy.	79-77	R-855	Std Only	Incl. arm & pivot		
16	Arm Assy., Bulk	79-77	R-855B	Std Only	Incl. arm & pivot; Carton of 64		
16	Arm	79-77	R-855A	Std Only			
16	Bolt	79-77	MR-1951	Std Only	5/16" X 18 UNC w/o washer		
16	Bolt	79-77	MR-1847	Std Only	5/16" X 18 UNC w/Washer		
16	Pivot	79-77	MR-1811	Std Only			
8	VALVE	YEARS	PART NO.	DESCRIPTION			
8	Exhaust	79-78	V-2095	Std-15	Chrome plated stem; 1.6560" Head Dia., 0.3414" Stem Dia., 5.0500" O.A.L.		
8	Exhaust	77	V-2030	Std-15	VINTAGE; 4 groove; Chrome plated stem; 1.6550" Head Dia., 0.3414" Stem Dia., 5.0500" O.A.L.		
8	Exhaust, Bulk	77	V-2030B	15 15	VINTAGE; Chrome plated stem; 4 groove; Carton of 25; 1.6550" Head Dia., 0.3564" Stem Dia., 5.0500" O.A.L.		
8	Intake	79	V-2142	Std Only	1 groove; Chrome plated stem; 2.0400" Head Dia., 0.3420" Stem Dia., 5.2310" O.A.L.		
8	Intake	78	V-2142	Std Only	From Ser. No. CG0001; 1 groove; Chrome plated stem; 2.0400" Head Dia., 0.3420" Stem Dia., 5.2310" O.A.L.		

(continued on next page)

Ford Truck (Incl. SUV's)

351 5.8L (5753cc) OHV V8 Modified (16 Valve), 4" Bore (Ford Eng.), 2 Bbl. "VIN H" 1979-1975 41
(cont.)

QTY	VALVE (cont.)	YEARS	PART NO.	DESCRIPTION
8	Intake	78	V-2075 Std-15	VINTAGE; To Ser. No. CG0000; 4 groove; Chrome plated stem; 2.0410" Head Dia., 0.3420" Stem Dia., 5.2310" O.A.L.
8	Intake	77	V-2075 Std-15	VINTAGE; 4 groove; Chrome plated stem; 2.0410" Head Dia., 0.3420" Stem Dia., 5.2310" O.A.L.
QTY	VALVE GUIDE	YEARS	PART NO.	DESCRIPTION
8	Guide	79-77	VG-5005H Std Only	Loc. Exhaust; Hardened; 0.3430" ID, 2.2500" O.A.L
8	Guide	79-77	VG-5005 Std Only	Loc. Exhaust; Plain; 0.3430" ID, 2.2500" O.A.L
8	Guide	79-77	VG-5005T Std Only	Loc. Exhaust; Threaded; 0.3425" ID, 2.2500" O.A.L
8	Guide	79-77	VG-5005H Std Only	Loc. Intake; Hardened; 0.3430" ID, 2.2500" O.A.L
8	Guide	79-77	VG-5005 Std Only	Loc. Intake; Plain; 0.3430" ID, 2.2500" O.A.L
8	Guide	79-77	VG-5005T Std Only	Loc. Intake; Threaded; 0.3425" ID, 2.2500" O.A.L
8	Guide, Bulk	79-77	VG-5005B Std Only	Loc. Exhaust; Plain; Carton of 50; 0.3430" ID, 2.2500" O.A.L
8	Guide, Bulk	79-77	VG-5005TB Std Only	Loc. Exhaust; Threaded; Carton of 50; 0.3425" ID, 2.2500" O.A.L
8	Guide, Bulk	79-77	VG-5005B Std Only	Loc. Intake; Plain; Carton of 50; 0.3430" ID, 2.2500" O.A.L
8	Guide, Bulk	79-77	VG-5005TB Std Only	Loc. Intake; Threaded; Carton of 50; 0.3425" ID, 2.2500" O.A.L
QTY	VALVE SPRING	YEARS	PART NO.	DESCRIPTION
8	Spring	79-78	VS-1435 Std Only	Loc. Exh.; 1.9650" Free Height
8	Spring	79-77	VS-703 Std Only	Loc. Int.; 2.0560" Free Height
8	Spring	77	VS-703 Std Only	Loc. Exh.; 2.0560" Free Height
8	Spring, Bulk	79-78	VS-1435B Std Only	Loc. Exh.; Carton of 250; 1.9650" Free Height
8	Spring, Bulk	79-77	VS-703B Std Only	Loc. Int.; Carton of 250; 2.0560" Free Height
8	Spring, Bulk	77	VS-703B Std Only	Loc. Exh.; Carton of 250; 2.0560" Free Height
QTY	VALVE SEAL	YEARS	PART NO.	DESCRIPTION
8	Valve Stem Seal	79-77	MV-1906 Std Only	Loc. Exhaust; Umbrella type; (NYL) Nylon
8	Valve Stem Seal	79-77	MV-1906 Std Only	Loc. Intake; Umbrella type; (NYL) Nylon
16	Valve Stem Seal	79-77	ST-2001 Std Only	Positive type; Installation requires valve guide machining; (RBBTF) Rubber/PTFE
16	Valve Stem Seal Bulk	79-77	ST-2001BC Std Only	Positive type; Installation requires valve guide machining; Carton of 100; (RBBTF) Rubber/PTFE
QTY	VALVE SEAT	YEARS	PART NO.	DESCRIPTION
8	Seat	79-77	245-1750-2 Std Only	Loc. Exh.; 1.7550" OD, 1.5000" ID, 0.2160" Depth
8	Seat	79-77	245-1750-2N Std Only	Loc. Exh.; Premium Material; 1.7550" OD, 1.5000" ID, 0.2160" Depth
8	Seat	79-77	245-2125-2 Std Only	Loc. Int.; 2.1305" OD, 1.8750" ID, 0.2480" Depth
QTY	VALVE, MISC	YEARS	PART NO.	DESCRIPTION
32	Keeper	79-78	VK-115A Std Only	1 groove; Square cut key groove; Carton pack 24
32	Keeper	79-78	VK-115 Std Only	1 groove; Square cut key groove; Carton pack 32
32	Keeper	79-78	VK-115R Std Only	1 groove; Square cut key groove; Hardened
32	Keeper	78-77	VK-205 Std Only	4 groove
32	Keeper	78-77	VK-205R Std Only	4 groove; Hardened
32	Keeper, Bulk	79-78	VK-115B Std Only	1 groove; Square cut key groove; Carton of 1000
16	Spring Insert	79-77	259-103C Std Only	.015"; ID 1.030"; Carton of 100
16	Spring Insert	79-77	259-103B Std Only	.030"; ID 1.030"; Carton of 100
16	Spring Insert	79-77	259-103BRS Std Only	.030"; ID 1.030"; Carton of 500
16	Spring Insert	79-77	259-103A Std Only	.060"; ID 1.030"; Carton of 100
16	Spring Insert	79-77	259-103ARS Std Only	.060"; ID 1.030"; Carton of 500
QTY	PISTON	YEARS	PART NO.	DESCRIPTION
8	Cast Piston	79-77	451P Std-20-30-40-60	Cast; .9751" Pin Dia.; 2 Rings 5/64 Groove, 1 Ring 3/16 Groove, 1.918 CD, Recessed Head .088 deep x 2.770 dia. w/2 valve reliefs - 7.9:1 C.R.
8	Cast Piston - Individual	79-77	W451P Std-20-30-40-60	Cast; .9751" Pin Dia.; 2 Rings 5/64 Groove, 1 Ring 3/16 Groove, 1.918 CD, Recessed Head .088 deep x 2.770 dia. w/2 valve reliefs - 7.9:1 C.R.
8	Pin	79-77	P-2217 Std Only	0.6990" Inside Dia., 0.9752" Outside Dia.
QTY	RINGS	YEARS	PART NO.	DESCRIPTION
1	Premium Set	79-77	E-251KC Std-20-30-40-60	2-5/64, 1-3/16; Premium Chrome
1	Premium Set	79-77	E-251K Std-10-20-30-40-60	2-5/64, 1-3/16; Premium Moly
1	Standard Set	79-77	E-251X Std-10-20-30-40-60-80	2-5/64, 1-3/16; Iron
8	Premium Single Cylinder Set	79-77	WE-251K Std-30-40-60	2-5/64, 1-3/16; Premium Moly
8	Standard Single Cylinder Set	79-77	WE-251X Std-30-40-60	2-5/64, 1-3/16; Iron
QTY	SLEEVE	YEARS	PART NO.	DESCRIPTION
8	Repair Sleeve	79-77	SL-22Y Std Only	1/8" wall, must be cut to correct length; O.A.L. 10.250"
8	Repair Sleeve	79-77	SL-22M Std Only	3/32" wall, must be cut to correct length; O.A.L. 10.250"
QTY	ENGINE BEARINGS	YEARS	PART NO.	DESCRIPTION
1	Main Set	79-77	5078M Std-1-10-20-30-40	

(continued on next page)

Ford Truck (Incl. SUV's)

41 351 5.8L (5753cc) OHV V8 Modified (16 Valve), 4" Bore (Ford Eng.), 2 Bbl. "VIN H" 1979-1975
(cont.)

QTY	ENGINE BEARINGS				DESCRIPTION
	(cont.)	YEARS	PART NO.		
1	Main Set	79-77	7154M 10	10-20-30	.020" O/S length flange brg.
1	Main Set	79-77	5078MA	Std-1-10-20-30-40	A-Series aluminum bearings
1	Rod Set	79-77	8-3400CP	Std-1-10-20-30-40	
8	Rod Pair	79-77	3400CP	Std-1-10-20-30-40	
1	Cam Set	79-77	1403M	Std Only	Babbitt material; Full round design
QTY	OIL PUMP	YEARS	PART NO.		DESCRIPTION
1	Oil Pump	79-77	224-41166		
1	Oil Pump	79-77	224-41166V		High Volume, check pan for clearance
1	Pump Repair Kit	79-77	224-51139		
1	Inter. Shaft	79-77	224-61166		
1	Screen Assy.	79	224-11166		Exc. Ford Bronco Custom, Ranger XLT, F-350 Pickup Custom, Ranger, Ranger Lariat, Ranger XLT, Rancho 500, GT, Squire; VINTAGE; RWD
1	Screen Assy.	78	224-11166		Exc. Ford Bronco Custom, Northland, Ranger XLT, F-350 Pickup Base, Custom, Northland, Ranger, Ranger Lariat, Ranger XLT, Rancho 500, GT, Squire; VINTAGE; RWD
1	Screen Assy.	77	224-11166		Exc. Ford Bronco Custom, Sport, Rancho 500, GT, Squire; VINTAGE; RWD
QTY	GASKETS	YEARS	PART NO.		DESCRIPTION
1	Kit Gasket Set	79-75	260-1014		Int. manifold gskt. not incl.; Premium valve stem seals incl.
1	Valley Pan Gasket Set	79-75	260-4004		
QTY	FREEZE PLUGS	YEARS	PART NO.		DESCRIPTION
1	Brass Block Plug Kit	79-77	381-8016		
1	Steel Block Plug Kit	79-77	381-4018		
1	Steel Shallow Cup Freeze Plug	79-77	381-2157		2.250" Diameter

RE-RING KIT		YEARS	DESCRIPTION		PREMIUM KIT NO.	ECONOMY KIT NO.
79-77	Int. manifold gskt. not incl.; Premium valve stem seals incl.		Re-ring		205-624	205-124
79-77	Int. manifold gskt. not incl.; Incl. A-Series aluminum bearings ; Premium valve stem seals incl.		Re-ring w/Mains		205-624AM	205-124AM
OVERHAUL KIT		YEARS	DESCRIPTION		PREMIUM KIT NO.	ECONOMY KIT NO.
79	Int. manifold gskt. not incl.; Premium valve stem seals incl.		Master w/o Rods & Mains		505-624J	505-124J
78-77	Int. manifold gskts. not incl.; Premium valve stem seals incl.		Master w/o Rods & Mains		505-624J	505-124J
79	Int. manifold gskt. not incl.; Incl. A-Series aluminum bearings ; Premium valve stem seals incl.		Master		MKP-624J	MKP-124J
78-77	Int. manifold gskts. not incl.; Incl. A-Series aluminum bearings ; Premium valve stem seals incl.		Master		MKP-624J	MKP-124J
79	Int. manifold gskt. not incl.; Incl. A-Series aluminum bearings ; Premium valve stem seals incl.		Master w/o Pistons		MK-624J	MK-124J
78-77	Int. manifold gskts. not incl.; Incl. A-Series aluminum bearings ; Premium valve stem seals incl.		Master w/o Pistons		MK-624J	MK-124J

42 351 5.8L (5753cc) OHV V8 Windsor (16 Valve), 4" Bore (Ford Eng.), 2 Bbl. "VIN H" 1979-1969

QTY	TIMING	YEARS	PART NO.	DESCRIPTION
1	3 Piece Set	79-75	KT3-358SA	Incl. silent type chain; w/2 pc. fuel pump ecc.; (1) 222-358; (1) 223-430; (1) 223-431
1	3 Piece Set	79	KT3-498SA2	Ford E-100 Econoline Base, Chateau, Custom, Rancho 500, GT, Squire; VINTAGE
1	3 Piece Set	78-75	KT3-498SA2	Ford Rancho 500, GT, Squire; VINTAGE
1	3 Piece Set	74-70	KT3-494SA2	(1) 222-494; (1) 223-420A; (1) 223-493
1	3 Piece Set	72	KT3-358S	VINTAGE; To Change L-7; Incl. silent type chain; w/1 pc. fuel pump ecc.; (1) 222-358; (1) 223-406; (1) 223-431
1	3 Piece Set	71-69	KT3-358S	VINTAGE; Incl. silent type chain; w/1 pc. fuel pump ecc.; (1) 222-358; (1) 223-406; (1) 223-431
1	Timing Set w/Gaskets	79	CTS-2000	Incl. silent type chain
1	Timing Set w/Gaskets	78-75	CTS-2001	VINTAGE; Incl. silent type chain
1	Timing Chain	79-69	222-358	Silent type; 58 Links
1	Timing Chain	72-70	222-494	48 Links
1	Crank Sprocket	79-69	223-431	If engine is equipped with an oil shield, the oil shield must be discarded when installing crank sprocket 223-431; Use w/Silent type chain; 21 Teeth

(continued on next page)

Ford Truck (Incl. SUV's)

351 5.8L (5753cc) OHV V8 Windsor (16 Valve), 4" Bore (Ford Eng.), 2 Bbl. "VIN H" 1979-1969 42
(cont.)

QTY	TIMING (cont.)	YEARS	PART NO.	DESCRIPTION
1	Crank Sprocket	79-75	223-475	Ford Ranchero 500, GT, Squire; VINTAGE; If engine is equipped with an oil shield, the oil shield must be discarded when installing crankshaft sprocket 223-475; 18 Teeth
1	Crank Sprocket	72-70	223-493	If engine is equipped with an oil shield, the oil shield must be discarded when installing crankshaft sprocket 223-493; 18 Teeth
1	Cam Sprocket	79-73	223-430	Use w/Silent type chain; 42 Teeth
1	Cam Sprocket	72-70	223-420A	36 Teeth
1	Cam Sprocket	72	223-430	From Change L-7; Use w/Silent type chain; 42 Teeth
1	Cam Sprocket	72	223-406	VINTAGE; To Change L-7; 42 Teeth
1	Cam Sprocket	71-69	223-406	VINTAGE; 42 Teeth
QTY	CAMSHAFT/LIFTER	YEARS	PART NO.	DESCRIPTION
1	Camshaft	79-75	CS-674	Hydraulic, (050) Duration at .050 Lobe Lift, 195 Exh., 195 Int., 108 Degrees Lobe Separation
1	Prelube		55-403 Std Only	1.5 oz. packet
1	Prelube		55-400 Std Only	4 oz. bottle; 1.5 oz. packet No. 55-403 also avail.
16	Lifter	79-75	HT-900 Std Only	Hyd.
16	Lifter	79-75	HT-900R Std Only	Speed-Pro Hi-Revolution Hyd.; Use w/adj. rocker assy.
16	Lifter, Bulk	79-75	HT-900B Std Only	Hyd.; Carton of 122
16	Lifter, Bulk	79-75	HT-900RB Std Only	Speed-Pro Hi-Revolution Hyd.; Use w/adj. rocker assy.; Carton of 122
QTY	CAM KIT	YEARS	PART NO.	DESCRIPTION
1	Cam/Lifter Kit	79-75	KC-674	Hyd.; (1) 55-403B; (1) CS-674; (16) HT-900
1	Cam/Lifter/Timing Kit	79-75	KCT-674A	Hyd.; Incl. silent type chain; (1) 55-403B; (1) CS-674; (16) HT-900; (1) KT3-358SA
QTY	PUSH ROD	YEARS	PART NO.	DESCRIPTION
16	Push Rod	79	RP-3323R Std Only	Chrome-Moly; 8.1820" O.A.L.
16	Push Rod	79	RP-3209 Std Only	w/Stamped steel rocker arms; 8.1820" O.A.L.
16	Push Rod	78	RP-3323R Std Only	From Ser. No. BA0002; Chrome-Moly; 8.1820" O.A.L.
16	Push Rod	78	RP-3209 Std Only	From Ser. No. BA0002; w/Stamped steel rocker arms; 8.1820" O.A.L.
16	Push Rod	78	RP-3225R Std Only	To Ser. No. BA0001; Chrome-Moly; 8.1440" O.A.L.
16	Push Rod	78-75	RP-3166B Std Only	VINTAGE; -1/16" shorter length; 8.0920" O.A.L.
16	Push Rod	78	RP-3166 Std Only	VINTAGE; To Ser. No. BA0001; Std. length; 8.1420" O.A.L.
16	Push Rod	77-75	RP-3225R Std Only	Chrome-Moly; 8.1440" O.A.L.
16	Push Rod	77-75	RP-3166 Std Only	VINTAGE; Std. length; 8.1420" O.A.L.
16	Push Rod, Bulk	79	BRP-3209 Std Only	w/Stamped steel rocker arms; Carton of 100; 8.1820" O.A.L.
16	Push Rod, Bulk	78	BRP-3209 Std Only	From Ser. No. BA0002; w/Stamped steel rocker arms; Carton of 100; 8.1820" O.A.L.
QTY	ROCKER PARTS	YEARS	PART NO.	DESCRIPTION
16	Arm Assy.	79	R-879 Std Only	Incl. arm & pivot; Stamped steel; Bolt type mount
16	Arm Assy.	78	R-879 Std Only	From Ser. No. BA0002; Incl. arm & pivot; Stamped steel; Bolt type mount
16	Arm Assy.	78	R-847 Std Only	VINTAGE; To Ser. No. BA0001; Incl. arm, ball & nut; rail style rockers; Cast iron; w/stud type mount; Incl. 3/8" nut; Incl. 5/16" nut
16	Arm Assy.	77-71	R-847 Std Only	VINTAGE; Incl. arm, ball & nut; rail style rockers; Cast iron; w/stud type mount; Incl. 3/8" nut; Incl. 5/16" nut
16	Arm Assy., Bulk	79	R-879B Std Only	Incl. arm & pivot; Stamped steel; Bolt type mount; Carton of 64
16	Arm Assy., Bulk	78	R-879B Std Only	From Ser. No. BA0002; Incl. arm & pivot; Stamped steel; Bolt type mount; Carton of 64
16	Arm Assy., Bulk	78	R-847B Std Only	VINTAGE; To Ser. No. BA0001; Incl. arm, ball & nut; rail style rockers; Cast iron; w/stud type mount; Incl. 3/8" nut; Incl. 5/16" nut; Carton of 64
16	Arm Assy., Bulk	77-71	R-847B Std Only	VINTAGE; Incl. arm, ball & nut; rail style rockers; Cast iron; w/stud type mount; Incl. 3/8" nut; Incl. 5/16" nut; Carton of 64
16	Arm	79	R-1091R Std Only	Speed-Pro Stamped Steel w/r/r. tip; 1.6:1 ratio; Fits bolt type mount
16	Arm	79	R-879A Std Only	Stamped steel; Bolt type mount
16	Arm	78	R-1091R Std Only	From Ser. No. BA0002; Speed-Pro Stamped Steel w/r/r. tip; 1.6:1 ratio; Fits bolt type mount
16	Arm	78	R-879A Std Only	From Ser. No. BA0002; Stamped steel; Bolt type mount
16	Arm	78	R-847A Std Only	VINTAGE; To Ser. No. BA0001; Rail style rockers; Cast iron; w/stud type mount
16	Arm	77-71	R-847A Std Only	VINTAGE; Rail style rockers; Cast iron; w/stud type mount
16	Rocker Arm Ball	78	MR-1809 Std Only	To Ser. No. BA0001
16	Rocker Arm Ball	78	MR-1809B Std Only	To Ser. No. BA0001; Carton of 500
16	Rocker Arm Ball	77-71	MR-1809 Std Only	

VALVE TRAIN

VALVE TRAIN

(continued on next page)

Ford Truck (Incl. SUV's)

42 351 5.8L (5753cc) OHV V8 Windsor (16 Valve), 4" Bore (Ford Eng.), 2 Bbl. "VIN H" 1979-1969
(cont.)

VALVE TRAIN

VALVE TRAIN

QTY	ROCKER PARTS (cont.)	YEARS	PART NO.	DESCRIPTION
16	Rocker Arm Ball	77-71	MR-1809B Std Only	Carton of 500
16	Nut	78	MR-1823 Std Only	To Ser. No. BA0001; 5/16" x 24
16	Nut	78	MR-1751 Std Only	To Ser. No. BA0001; Self-locking, 3/8" x 24 threads
16	Nut	77-71	MR-1823 Std Only	5/16" x 24
16	Nut	77-71	MR-1751 Std Only	Self-locking, 3/8" x 24 threads
16	Bolt	79	MR-1847 Std Only	5/16" X 18 UNC w/Washer
16	Bolt	78	MR-1847 Std Only	From Ser. No. BA0001; 5/16" X 18 UNC w/Washer
16	Pivot	79	MR-1811 Std Only	
16	Pivot	78	MR-1811 Std Only	From Ser. No. BA0002
QTY	VALVE	YEARS	PART NO.	DESCRIPTION
8	Exhaust	79	V-1961 Std-3-15	Chrome plated stem; 1.4600" Head Dia., 0.3415" Stem Dia., 5.0700" O.A.L.
8	Exhaust	79-75	V-4551X Std Only	Chrome plated stem; Stellite face; 1.4520" Head Dia., 0.3414" Stem Dia., 5.0700" O.A.L.
8	Exhaust	78	V-1961 Std-3-15	From Ser. No. BA0001; w/Stamped steel rocker arms; Chrome plated stem; 1.4600" Head Dia., 0.3415" Stem Dia., 5.0700" O.A.L.
8	Exhaust	78	V-2044 Std Only	VINTAGE; To Ser. No. BA0000; w/Cast iron rocker arms; Chrome plated stem; 1.4610" Head Dia., 0.3414" Stem Dia., 5.0700" O.A.L.
8	Exhaust	77-75	V-2044 Std Only	VINTAGE; Chrome plated stem; 1.4610" Head Dia., 0.3414" Stem Dia., 5.0700" O.A.L.
8	Exhaust	74-69	V-1893 Std-15	VINTAGE; Chrome plated stem; 1.5400" Head Dia., 0.3415" Stem Dia., 5.0700" O.A.L.
8	Exhaust, Bulk	79	V-1961B Std-15	Chrome plated stem; Carton of 25; 1.4520" Head Dia., 0.3415" Stem Dia., 5.0700" O.A.L.
8	Exhaust, Bulk	79	V-1961B 15 Std-15	Chrome plated stem; Carton of 25; 1.4520" Head Dia., 0.3565" Stem Dia., 5.0700" O.A.L.
8	Exhaust, Bulk	78	V-1961B Std-15	From Ser. No. BA0001; w/Stamped steel rocker arms; Chrome plated stem; Carton of 25; 1.4520" Head Dia., 0.3415" Stem Dia., 5.0700" O.A.L.
8	Exhaust, Bulk	78	V-1961B 15 Std-15	From Ser. No. BA0001; w/Stamped steel rocker arms; Chrome plated stem; Carton of 25; 1.4520" Head Dia., 0.3565" Stem Dia., 5.0700" O.A.L.
8	Intake	79-75	V-2045 Std-15	Chrome plated stem; 1.7820" Head Dia., 0.3420" Stem Dia., 5.0700" O.A.L.
8	Intake	74-69	V-3926 Std-15	VINTAGE; Chrome plated stem; 1.8420" Head Dia., 0.3420" Stem Dia., 5.0700" O.A.L.
8	Intake, Bulk	79-75	V-2045B Std-15	Chrome plated stem; Carton of 25; 1.7820" Head Dia., 0.3419" Stem Dia., 5.0700" O.A.L.
8	Intake, Bulk	79-75	V-2045B 15 Std-15	Chrome plated stem; Carton of 25; 1.7820" Head Dia., 0.3569" Stem Dia., 5.0700" O.A.L.
QTY	VALVE GUIDE	YEARS	PART NO.	DESCRIPTION
8	Guide	79-75	VG-5005H Std Only	Loc. Exhaust; Hardened; 0.3430" ID, 2.2500" O.A.L
8	Guide	79-75	VG-5005 Std Only	Loc. Exhaust; Plain; 0.3430" ID, 2.2500" O.A.L
8	Guide	79-75	VG-5005T Std Only	Loc. Exhaust; Threaded; 0.3425" ID, 2.2500" O.A.L
8	Guide	79-75	VG-5005H Std Only	Loc. Intake; Hardened; 0.3430" ID, 2.2500" O.A.L
8	Guide	79-75	VG-5005 Std Only	Loc. Intake; Plain; 0.3430" ID, 2.2500" O.A.L
8	Guide	79-75	VG-5005T Std Only	Loc. Intake; Threaded; 0.3425" ID, 2.2500" O.A.L
8	Guide, Bulk	79-75	VG-5005B Std Only	Loc. Exhaust; Plain; Carton of 50; 0.3430" ID, 2.2500" O.A.L
8	Guide, Bulk	79-75	VG-5005TB Std Only	Loc. Exhaust; Threaded; Carton of 50; 0.3425" ID, 2.2500" O.A.L
8	Guide, Bulk	79-75	VG-5005B Std Only	Loc. Intake; Plain; Carton of 50; 0.3430" ID, 2.2500" O.A.L
8	Guide, Bulk	79-75	VG-5005TB Std Only	Loc. Intake; Threaded; Carton of 50; 0.3425" ID, 2.2500" O.A.L
QTY	VALVE SPRING	YEARS	PART NO.	DESCRIPTION
8	Spring	79-77	VS-733 Std Only	Loc. Exh.; 1.9230" Free Height
8	Spring	79-70	VS-718 Std Only	Loc. Int.; 2.0280" Free Height
8	Spring	79-78	VS-661 Std Only	Loc. Int.; Incl. damper; 2.0460" Free Height
8	Spring	76-70	VS-718 Std Only	Loc. Exh.; 2.0280" Free Height
8	Spring	70-69	VS-707 Std Only	VINTAGE; Loc. Exh.; Incl. damper; 2.0730" Free Height
8	Spring	70-69	VS-707 Std Only	VINTAGE; Loc. Int.; Incl. damper; 2.0730" Free Height
QTY	VALVE SEAL	YEARS	PART NO.	DESCRIPTION
8	Valve Stem Seal	79-71	ST-2001 Std Only	Loc. Exh.; Positive type; Installation requires valve guide machining; (RBBTF) Rubber/PTFE
8	Valve Stem Seal	79-71	MV-1906 Std Only	Loc. Exhaust; Umbrella type; (NYL) Nylon
8	Valve Stem Seal	79-71	MV-1796C Std Only	Loc. Exhaust; Umbrella type; Fits Std. to .015" O/S valve stem; (RBB) Rubber
8	Valve Stem Seal	79-71	ST-2001 Std Only	Loc. Int.; Positive type; Installation requires valve guide machining; (RBBTF) Rubber/PTFE
8	Valve Stem Seal	79-71	MV-1906 Std Only	Loc. Intake; Umbrella type; (NYL) Nylon

(continued on next page)

Ford Truck (Incl. SUV's)

351 5.8L (5753cc) OHV V8 Windsor (16 Valve), 4" Bore (Ford Eng.), 2 Bbl. "VIN H" 1979-1969 42
(cont.)

QTY	VALVE SEAL (cont.)	YEARS	PART NO.	DESCRIPTION
8	Valve Stem Seal	79-71	MV-1796C Std Only	Loc. Intake; Umbrella type; Fits Std. to .015" O/S valve stem; (RBB) Rubber
8	Valve Stem Seal Bulk	79-71	ST-2001BC Std Only	Loc. Exh.; Positive type; Installation requires valve guide machining; Carton of 100; (RBBTF) Rubber/PTFE
8	Valve Stem Seal Bulk	79-71	MV-1796 Std Only	Loc. Exhaust; Umbrella type; Fits Std. to .015" O/S valve stem; Carton of 100; (RBB) Rubber
8	Valve Stem Seal Bulk	79-71	ST-2001BC Std Only	Loc. Int.; Positive type; Installation requires valve guide machining; Carton of 100; (RBBTF) Rubber/PTFE
8	Valve Stem Seal Bulk	79-71	MV-1796 Std Only	Loc. Intake; Umbrella type; Fits Std. to .015" O/S valve stem; Carton of 100; (RBB) Rubber
QTY	VALVE SEAT	YEARS	PART NO.	DESCRIPTION
8	Seat	79-75	245-1562-1 Std Only	Loc. Exh.; 1.5675" OD, 1.3125" ID, 0.2160" Depth
8	Seat	79-75	245-1562-1N Std Only	Loc. Exh.; Premium Material; 1.5675" OD, 1.3125" ID, 0.2160" Depth
8	Seat	74-69	245-1625-1 Std Only	Loc. Exh.; 1.6300" OD, 1.3750" ID, 0.2160" Depth
8	Seat	74-69	245-1625-1N Std Only	Loc. Exh.; Premium Material; 1.6300" OD, 1.3750" ID, 0.2160" Depth
8	Seat	74-69	245-1937-1 Std Only	Loc. Int.; 1.9425" OD, 1.6875" ID, 0.2480" Depth
QTY	VALVE, MISC	YEARS	PART NO.	DESCRIPTION
32	Keeper	79-71	VK-115A Std Only	1 groove; Square cut key groove; Carton pack 24
32	Keeper	79-71	VK-115 Std Only	1 groove; Square cut key groove; Carton pack 32
32	Keeper	79-71	VK-115R Std Only	1 groove; Square cut key groove; Hardened
32	Keeper, Bulk	79-71	VK-115B Std Only	1 groove; Square cut key groove; Carton of 1000
16	Spring Insert	79-69	259-103C Std Only	.015"; ID 1.030"; Carton of 100
16	Spring Insert	79-69	259-103B Std Only	.030"; ID 1.030"; Carton of 100
16	Spring Insert	79-69	259-103BRS Std Only	.030"; ID 1.030"; Carton of 500
16	Spring Insert	79-69	259-103A Std Only	.060"; ID 1.030"; Carton of 100
16	Spring Insert	79-69	259-103ARS Std Only	.060"; ID 1.030"; Carton of 500
QTY	PISTON	YEARS	PART NO.	DESCRIPTION
8	Cast Piston	79-77	463P Std-20-30-40-60	Cast; .9122" Pin Dia.; 2 Rings 5/64 Groove, 1 Ring 3/16 Groove, 1.752 CD, Recessed Head .140 deep w/2 valve reliefs - 8.1:1 C.R.
8	Cast Piston	79-77	H653CP Std-20-30-40-60	Hypereutectic; Use w/E-251KC, E-251K or E-251X ring set; .9122" Pin Dia.; 2 Rings 5/64 Groove, 1 Ring 3/16 Groove, 1.765 CD, Recessed Head .190 deep oblong; DUROSHIELD® skirt coated piston
8	Cast Piston	76-69	416P Std-30-60	VINTAGE; Cast; .9122" Pin Dia.; 2 Rings 5/64 Groove, 1 Ring 3/16 Groove, 1.720 CD, Recessed Head .240 deep - 7.7:1 C.R.
8	Cast Piston - Individual	79-77	WH653CP Std-30	.9122" Pin Dia.; 2 Rings 5/64 Groove, 1 Ring 3/16 Groove, 1.765 CD, Recessed Head .190 deep oblong; DUROSHIELD® skirt coated piston
8	Cast Piston - Individual	79-77	W463P Std-20-30-40-60	Cast; .9122" Pin Dia.; 2 Rings 5/64 Groove, 1 Ring 3/16 Groove, 1.752 CD, Recessed Head .140 deep w/2 valve reliefs - 8.1:1 C.R.
8	Cast Piston - Individual	76-69	W416P Std-30-60	VINTAGE; Cast; .9122" Pin Dia.; 2 Rings 5/64 Groove, 1 Ring 3/16 Groove, 1.720 CD, Recessed Head .240 deep - 7.7:1 C.R.
1	Cast Piston Set w/Prem. Rings	79-77	8K463P 30 30-40-60	Cast; .9122" Pin Dia.; 2 Rings 5/64 Groove, 1 Ring 3/16 Groove, 1.752 CD, Recessed Head .140 deep w/2 valve reliefs - 8.1:1 C.R.
1	Cast Piston Set w/Econ. Rings	79-77	8X463P 30 30-40-60	Cast; .9122" Pin Dia.; 2 Rings 5/64 Groove, 1 Ring 3/16 Groove, 1.752 CD, Recessed Head .140 deep w/2 valve reliefs - 8.1:1 C.R.
8	POWERFORGED	79-77	L-2446F Std-30-40	Powerforged; 0.9122" Pin Dia.; 2 Rings 5/64 Groove, 1 Ring 3/16 Groove, 1.772 CD, .110 dish; DUROSHIELD® skirt coated piston
8	POWERFORGED Piston-Individual	79-77	WL-2446F Std-30-40	Powerforged; 0.9122" Pin Dia.; 2 Rings 5/64 Groove, 1 Ring 3/16 Groove, 1.772 CD, .110 dish; DUROSHIELD® skirt coated piston
QTY	RINGS	YEARS	PART NO.	DESCRIPTION
1	Premium Set	79-75	E-251KC Std-20-30-40-60	2-5/64, 1-3/16; Premium Chrome
1	Premium Set	79-75	E-251K Std-10-20-30-40-60	2-5/64, 1-3/16; Premium Moly
1	Premium Set	79-75	R-9903 Std-20-30-60	2-5/64, 1-3/16; Speed-Pro plasma-moly Perf. ring set
1	Standard Set	79-75	E-251X Std-10-20-30-40-60-80	2-5/64, 1-3/16; Iron
8	Premium Single Cylinder Set	79-75	WE-251K Std-30-40-60	2-5/64, 1-3/16; Premium Moly
8	Standard Single Cylinder Set	79-75	WE-251X Std-30-40-60	2-5/64, 1-3/16; Iron
QTY	SLEEVE	YEARS	PART NO.	DESCRIPTION
8	Repair Sleeve	79-75	SL-22Y Std Only	1/8" wall, must be cut to correct length; O.A.L. 10.250"
8	Repair Sleeve	79-75	SL-22M Std Only	3/32" wall, must be cut to correct length; O.A.L. 10.250"

(continued on next page)

Ford Truck (Incl. SUV's)

42 351 5.8L (5753cc) OHV V8 Windsor (16 Valve), 4" Bore (Ford Eng.), 2 Bbl. "VIN H" 1979-1969
(cont.)

QTY	ENGINE BEARINGS	YEARS	PART NO.	DESCRIPTION
1	Main Set	79-77	5078M Std-1-10-20-30-40	
1	Main Set	79-77	7154M 10 10-20-30	.020" O/S length flange brg.
1	Main Set	79-77	5078MA Std-1-10-20-30-40	A-Series aluminum bearings
1	Main Set	76-69	5107M Std-1-10-20-30-40	VINTAGE
1	Main Set	76-69	7448M 20 20-40	VINTAGE; .10MM O/S length flange brg.
1	Rod Set	79-69	8-3380CPA Std-10-20-30-40	
1	Rod Set	79-69	8-3380A Std-1-10-20-30-40	A-Series aluminum bearings; Oil hole removed
1	Rod Set	79-69	8-3380A 10X2 10X2-20X2-30X2	A-Series aluminum bearings; Use in .002" O/S Rod Bore
8	Rod Pair	79-69	3380CPA Std-1-10-20-30-40	
8	Rod Pair	79-69	3380A Std-1-10-20-30-40	A-Series aluminum bearings; Oil hole removed
1	Cam Set	79-69	1204M Std-10	Babbitt material; Full round design
QTY	OIL PUMP	YEARS	PART NO.	DESCRIPTION
1	Oil Pump	79-75	224-41143	
1	Oil Pump	79-75	224-41143V	High Volume, check pan for clearance
1	Inter. Shaft	79-75	224-61143	
1	Screen Assy.	79-75	224-14143	O.E. No. D5TZ-6622-A; 5.13" from bottom of screen to top of support bracket
QTY	GASKETS	YEARS	PART NO.	DESCRIPTION
1	Kit Gasket Set	79	260-1189	Ford E-150 Econoline Base, Chateau, Club Wagon, Custom, Super, Super Wagon, E-150 Econoline Club Wagon Base, Chateau, Custom, E-350 Econoline Base, Chateau, Custom, Super, Super Wagon, E-350 Econoline Club Wagon Base, Chateau, Custom; Int. manifold gskt. not incl.; Premium valve stem seals incl.
1	Kit Gasket Set	79	260-1126	Exc. Ford E-150 Econoline Base, Chateau, Club Wagon, Custom, Super, Super Wagon, E-150 Econoline Club Wagon Base, Chateau, Custom, E-350 Econoline Base, Chateau, Custom, Super, Super Wagon, E-350 Econoline Club Wagon Base, Chateau, Custom; Premium valve stem seals incl.
1	Kit Gasket Set	78	260-1189	Ford E-150 Econoline Base, Chateau, Custom, Northland, Super, Super Wagon, E-150 Econoline Club Wagon Base, Chateau, Custom, Northland, E-350 Econoline Base, Chateau, Custom, Northland, Super, Super Wagon, E-350 Econoline Club Wagon Base, Chateau, Custom, Northland; Int. manifold gskt. not incl.; Premium valve stem seals incl.
1	Kit Gasket Set	78	260-1126	Exc. Ford E-150 Econoline Base, Chateau, Custom, Northland, Super, Super Wagon, E-150 Econoline Club Wagon Base, Chateau, Custom, Northland, E-350 Econoline Base, Chateau, Custom, Northland, Super, Super Wagon, E-350 Econoline Club Wagon Base, Chateau, Custom, Northland; Premium valve stem seals incl.
1	Kit Gasket Set	77	260-1189	Ford E-150 Econoline Base, Chateau, Custom, Northland, Super, E-150 Econoline Club Wagon Base, Chateau, Custom, Northland, E-350 Econoline Base, Chateau, Custom, Northland, E-350 Econoline Club Wagon Base, Chateau, Custom, Northland; Int. manifold gskt. not incl.; Premium valve stem seals incl.
1	Kit Gasket Set	77	260-1126	Exc. Ford E-150 Econoline Base, Chateau, Custom, Northland, Super, E-150 Econoline Club Wagon Base, Chateau, Custom, Northland, E-350 Econoline Base, Chateau, Custom, Northland, E-350 Econoline Club Wagon Base, Chateau, Custom, Northland; Premium valve stem seals incl.
1	Kit Gasket Set	76	260-1189	Ford E-150 Econoline Base, Chateau, Custom, Northland, E-150 Econoline Club Wagon Base, Chateau, Custom, Northland, E-350 Econoline Base, Chateau, Custom, Northland; From 12/02/75; Int. manifold gskt. not incl.; Premium valve stem seals incl.
1	Kit Gasket Set	76	260-1126	Exc. Ford E-150 Econoline Base, Chateau, Custom, Northland, E-150 Econoline Club Wagon Base, Chateau, Custom, Northland, E-350 Econoline Base, Chateau, Custom, Northland; From 12/02/75; Premium valve stem seals incl.
1	Kit Gasket Set	76	260-1189	Ford E-150 Econoline Base, Chateau, Custom, Northland, E-150 Econoline Club Wagon Base, Chateau, Custom, Northland, E-350 Econoline Base, Chateau, Custom, Northland; To 12/01/75; Int. manifold gskt. not incl.; Valve stem seals not incl.

BLOCK

BLOCK

(continued on next page)

Ford Truck (Incl. SUV's)

351 5.8L (5753cc) OHV V8 Windsor (16 Valve), 4" Bore (Ford Eng.), 2 Bbl. "VIN H" 1979-1969 42
(cont.)

	QTY	GASKETS (cont.)	YEARS	PART NO.	DESCRIPTION			
BLOCK	1	Kit Gasket Set	76	260-1126	Exc. Ford E-150 Econoline Base, Chateau, Custom, Northland, E-150 Econoline Club Wagon Base, Chateau, Custom, Northland, E-350 Econoline Base, Chateau, Custom, Northland; To 12/01/75; Valve stem seals not incl.			
	1	Kit Gasket Set	75	260-1189	Ford E-150 Econoline Base, Chateau, Custom, Northland, E-150 Econoline Club Wagon Base, Chateau, Custom, Northland, E-350 Econoline Base, Chateau, Club Wagon, Custom, Northland; Int. manifold gskt. not incl.; Valve stem seals not incl.			
	1	Kit Gasket Set	75	260-1126	Exc. Ford E-150 Econoline Base, Chateau, Custom, Northland, E-150 Econoline Club Wagon Base, Chateau, Custom, Northland, E-350 Econoline Base, Chateau, Club Wagon, Custom, Northland; Valve stem seals not incl.			
	1	Kit Gasket Set	74-69	260-1028	VINTAGE; Premium valve stem seals incl.			
	QTY	FREEZE PLUGS		YEARS	PART NO.	DESCRIPTION		
	1	Brass Block Plug Kit		79-69	381-8015			
	1	Steel Block Plug Kit		79-69	381-4010			
	1	Brass Deep Cup Freeze Plug		79-69	381-9002	1.500" Diameter, 0.375" Height		
	1	Steel Deep Cup Freeze Plug		79-69	381-3095	0.500" Diameter		
	1	Steel Deep Cup Freeze Plug		79-69	381-3038	0.750" Diameter		
1	Steel Deep Cup Freeze Plug		79-69	381-3133	1.500" Diameter, 0.375" Height			
1	Steel Deep Cup Freeze Plug		79-69	381-3195	2.156" Diameter			
KITS	RE-RING KIT							
	YEARS	DESCRIPTION				PREMIUM KIT NO.	ECONOMY KIT NO.	
	79	Exc. Ford Bronco Custom, Ranger XLT, E-150 Econoline Base, Chateau, Club Wagon, Custom, Super, Super Wagon, E-150 Econoline Club Wagon Base, Chateau, Custom, E-350 Econoline Base, Chateau, Custom, Super, Super Wagon, E-350 Econoline Club Wagon Base, Chateau, Custom, Rancho 500, GT, Squire; Incl. A-Series aluminum bearings ; Premium valve stem seals incl.		Re-ring		205-627A	205-127A	
	79	Ford E-150 Econoline Base, Chateau, Club Wagon, Custom, Super, Super Wagon, E-150 Econoline Club Wagon Base, Chateau, Custom, E-350 Econoline Base, Chateau, Custom, Super, Super Wagon, E-350 Econoline Club Wagon Base, Chateau, Custom; Int. manifold gskt. not incl.; Incl. A-Series aluminum bearings ; Premium valve stem seals incl.		Re-ring		205-774A	205-274A	
	78	Exc. Ford Bronco Custom, Northland, Ranger XLT, E-150 Econoline Base, Chateau, Custom, Northland, Super, Super Wagon, E-150 Econoline Club Wagon Base, Chateau, Custom, Northland, E-350 Econoline Base, Chateau, Custom, Northland, Super, Super Wagon, E-350 Econoline Club Wagon Base, Chateau, Custom, N; Incl. A-Series aluminum bearings ; Premium valve stem seals incl.		Re-ring		205-627A	205-127A	
	78	Ford E-150 Econoline Base, Chateau, Custom, Northland, Super, Super Wagon, E-150 Econoline Club Wagon Base, Chateau, Custom, Northland, E-350 Econoline Base, Chateau, Custom, Northland, Super, Super Wagon, E-350 Econoline Club Wagon Base, Chateau, Custom, Northland; Int. manifold gskt. not incl.; Incl. A-Series aluminum bearings ; Premium valve stem seals incl.		Re-ring		205-774A	205-274A	
	77	Exc. Ford E-150 Econoline Base, Chateau, Custom, Northland, Super, E-150 Econoline Club Wagon Base, Chateau, Custom, Northland, E-350 Econoline Base, Chateau, Custom, Northland, E-350 Econoline Club Wagon Base, Chateau, Custom, Northland, Rancho 500, GT, Squire; Incl. A-Series aluminum bearings ; Premium valve stem seals incl.		Re-ring		205-627A	205-127A	
77	Ford E-150 Econoline Base, Chateau, Custom, Northland, Super, E-150 Econoline Club Wagon Base, Chateau, Custom, Northland, E-350 Econoline Base, Chateau, Custom, Northland, E-350 Econoline Club Wagon Base, Chateau, Custom, Northland; Int. manifold gskt. not incl.; Incl. A-Series aluminum bearings ; Premium valve stem seals incl.		Re-ring		205-774A	205-274A		

(continued on next page)

Ford Truck (Incl. SUV's)

42 351 5.8L (5753cc) OHV V8 Windsor (16 Valve), 4" Bore (Ford Eng.), 2 Bbl. "VIN H" 1979-1969
(cont.)

YEARS	RE-RING KIT (cont.)		PREMIUM KIT NO.	ECONOMY KIT NO.
	DESCRIPTION			
76	Ford E-150 Econoline Base, Chateau, Custom, Northland, E-150 Econoline Club Wagon Base, Chateau, Custom, Northland, E-350 Econoline Base, Chateau, Custom, Northland; Int. manifold gskt. not incl.; Valve stem seals to 12/1/75 not incl.; Incl. A-Series aluminum bearings ; Premium valve stem seals incl.	Re-ring	205-774A	205-274A
76	Exc. Ford E-150 Econoline Base, Chateau, Custom, Northland, E-150 Econoline Club Wagon Base, Chateau, Custom, Northland, E-350 Econoline Base, Chateau, Custom, Northland, Ranchoero 500, GT, Squire; Valve stem seals to 12/1/75 not incl.; Incl. A-Series aluminum bearings ; Premium valve stem seals incl.	Re-ring	205-627A	205-127A
75	Ford E-150 Econoline Base, Chateau, Custom, Northland, E-150 Econoline Club Wagon Base, Chateau, Custom, Northland, E-350 Econoline Base, Chateau, Club Wagon, Custom, Northland; Int. manifold gskt. not incl.; Valve stem seals not incl.; Incl. A-Series aluminum bearings ; Premium valve stem seals incl.	Re-ring	205-774A	205-274A
75	Exc. Ford E-150 Econoline Base, Chateau, Custom, Northland, E-150 Econoline Club Wagon Base, Chateau, Custom, Northland, E-350 Econoline Base, Chateau, Club Wagon, Custom, Northland, Ranchoero 500, GT, Squire; Valve stem seals not incl.; Incl. A-Series aluminum bearings ; Premium valve stem seals incl.	Re-ring	205-627A	205-127A
79	Exc. Ford Bronco Custom, Ranger XLT, E-150 Econoline Base, Chateau, Club Wagon, Custom, Super, Super Wagon, E-150 Econoline Club Wagon Base, Chateau, Custom, E-350 Econoline Base, Chateau, Custom, Super, Super Wagon, E-350 Econoline Club Wagon Base, Chateau, Custom, Ranchoero 500, GT, Squire; Incl. A-Series aluminum bearings ; Premium valve stem seals incl.	Re-ring w/Mains	205-627AM	205-127AM
79	Ford E-150 Econoline Base, Chateau, Club Wagon, Custom, Super, Super Wagon, E-150 Econoline Club Wagon Base, Chateau, Custom, E-350 Econoline Base, Chateau, Custom, Super, Super Wagon, E-350 Econoline Club Wagon Base, Chateau, Custom; Int. manifold gskt. not incl.; Incl. A-Series aluminum bearings ; Premium valve stem seals incl.	Re-ring w/Mains	205-774AM	205-274AM
78	Exc. Ford Bronco Custom, Northland, Ranger XLT, E-150 Econoline Base, Chateau, Custom, Northland, Super, Super Wagon, E-150 Econoline Club Wagon Base, Chateau, Custom, Northland, E-350 Econoline Base, Chateau, Custom, Northland, Super, Super Wagon, E-350 Econoline Club Wagon Base, Chateau, Custom, N; Incl. A-Series aluminum bearings ; Premium valve stem seals incl.	Re-ring w/Mains	205-627AM	205-127AM
78	Ford E-150 Econoline Base, Chateau, Custom, Northland, Super, Super Wagon, E-150 Econoline Club Wagon Base, Chateau, Custom, Northland, E-350 Econoline Base, Chateau, Custom, Northland, Super, Super Wagon, E-350 Econoline Club Wagon Base, Chateau, Custom, Northland; Int. manifold gskt. not incl.; Incl. A-Series aluminum bearings ; Premium valve stem seals incl.	Re-ring w/Mains	205-774AM	205-274AM
77	Exc. Ford E-150 Econoline Base, Chateau, Custom, Northland, Super, E-150 Econoline Club Wagon Base, Chateau, Custom, Northland, E-350 Econoline Base, Chateau, Custom, Northland, E-350 Econoline Club Wagon Base, Chateau, Custom, Northland, Ranchoero 500, GT, Squire; Incl. A-Series aluminum bearings ; Premium valve stem seals incl.	Re-ring w/Mains	205-627AM	205-127AM

K
I
T
S

K
I
T
S

(continued on next page)

Ford Truck (Incl. SUV's)

351 5.8L (5753cc) OHV V8 Windsor (16 Valve), 4" Bore (Ford Eng.), 2 Bbl. "VIN H" 1979-1969 42
(cont.)

	RE-RING KIT (cont.)		PREMIUM KIT NO.	ECONOMY KIT NO.
YEARS	DESCRIPTION			
77	Ford E-150 Econoline Base, Chateau, Custom, Northland, Super, E-150 Econoline Club Wagon Base, Chateau, Custom, Northland, E-350 Econoline Base, Chateau, Custom, Northland, E-350 Econoline Club Wagon Base, Chateau, Custom, Northland; Int. manifold gskt. not incl.; Incl. A-Series aluminum bearings ; Premium valve stem seals incl.	Re-ring w/Mains	205-774AM	205-274AM
OVERHAUL KIT				
YEARS	DESCRIPTION		PREMIUM KIT NO.	ECONOMY KIT NO.
79	Ford E-150 Econoline Base, Chateau, Club Wagon, Custom, Super, Super Wagon, E-150 Econoline Club Wagon Base, Chateau, Custom, E-350 Econoline Base, Chateau, Custom, Super, Super Wagon, E-350 Econoline Club Wagon Base, Chateau, Custom; Int. manifold gskt. not incl.; Premium valve stem seals incl.; Incl. silent type chain	Mster w/Frg. Pstn. Prm. Rings	MKF-774C	----
79	Exc. Ford Bronco Custom, Ranger XLT, E-150 Econoline Base, Chateau, Club Wagon, Custom, Super, Super Wagon, E-150 Econoline Club Wagon Base, Chateau, Custom, E-350 Econoline Base, Chateau, Custom, Super, Super Wagon, E-350 Econoline Club Wagon Base, Chateau, Custom, Rancho 500, GT, Squire; Premium valve stem seals incl.; Incl. silent type chain	Mster w/Frg. Pstn. Prm. Rings	MKF-627C	----
78	Ford E-150 Econoline Base, Chateau, Custom, Northland, Super, Super Wagon, E-150 Econoline Club Wagon Base, Chateau, Custom, Northland, E-350 Econoline Base, Chateau, Custom, Northland, Super, Super Wagon, E-350 Econoline Club Wagon Base, Chateau, Custom, Northland; Int. manifold gskt. not incl.; Premium valve stem seals incl.; Incl. silent type chain	Mster w/Frg. Pstn. Prm. Rings	MKF-774C	----
78	Exc. Ford Bronco Custom, Northland, Ranger XLT, E-150 Econoline Base, Chateau, Custom, Northland, Super, Super Wagon, E-150 Econoline Club Wagon Base, Chateau, Custom, Northland, E-350 Econoline Base, Chateau, Custom, Northland, Super, Super Wagon, E-350 Econoline Club Wagon Base, Chateau, Custom, N; Premium valve stem seals incl.; Incl. silent type chain	Mster w/Frg. Pstn. Prm. Rings	MKF-627C	----
77	Ford E-150 Econoline Base, Chateau, Custom, Northland, Super, E-150 Econoline Club Wagon Base, Chateau, Custom, Northland, E-350 Econoline Base, Chateau, Custom, Northland, E-350 Econoline Club Wagon Base, Chateau, Custom, Northland; Int. manifold gskt. not incl.; Premium valve stem seals incl.; Incl. silent type chain	Mster w/Frg. Pstn. Prm. Rings	MKF-774C	----
77	Exc. Ford E-150 Econoline Base, Chateau, Custom, Northland, Super, E-150 Econoline Club Wagon Base, Chateau, Custom, Northland, E-350 Econoline Base, Chateau, Custom, Northland, E-350 Econoline Club Wagon Base, Chateau, Custom, Northland, Rancho 500, GT, Squire; Premium valve stem seals incl.; Incl. silent type chain	Mster w/Frg. Pstn. Prm. Rings	MKF-627C	----
79	Ford E-150 Econoline Base, Chateau, Club Wagon, Custom, Super, Super Wagon, E-150 Econoline Club Wagon Base, Chateau, Custom, E-350 Econoline Base, Chateau, Custom, Super, Super Wagon, E-350 Econoline Club Wagon Base, Chateau, Custom; Int. manifold gskt. not incl.; Premium valve stem seals incl.; Incl. silent type chain	Master w/o Rods & Mains	505-774C	505-274C
79	Exc. Ford Bronco Custom, Ranger XLT, E-150 Econoline Base, Chateau, Club Wagon, Custom, Super, Super Wagon, E-150 Econoline Club Wagon Base, Chateau, Custom, E-350 Econoline Base, Chateau, Custom, Super, Super Wagon, E-350 Econoline Club Wagon Base, Chateau, Custom, Rancho 500, GT, Squire; Premium valve stem seals incl.; Incl. silent type chain	Master w/o Rods & Mains	505-627C	505-127C

**K
I
T
S**

**K
I
T
S**

(continued on next page)

Ford Truck (Incl. SUV's)

42 351 5.8L (5753cc) OHV V8 Windsor (16 Valve), 4" Bore (Ford Eng.), 2 Bbl. "VIN H" 1979-1969
(cont.)

YEARS	OVERHAUL KIT (cont.)		PREMIUM KIT NO.	ECONOMY KIT NO.
	DESCRIPTION			
78	Ford E-150 Econoline Base, Chateau, Custom, Northland, Super, Super Wagon, E-150 Econoline Club Wagon Base, Chateau, Custom, Northland, E-350 Econoline Base, Chateau, Custom, Northland, Super, Super Wagon, E-350 Econoline Club Wagon Base, Chateau, Custom, Northland; Int. manifold gskt. not incl.; Premium valve stem seals incl.; Incl. silent type chain	Master w/o Rods & Mains	505-774C	505-274C
78	Exc. Ford Bronco Custom, Northland, Ranger XLT, E-150 Econoline Base, Chateau, Custom, Northland, Super, Super Wagon, E-150 Econoline Club Wagon Base, Chateau, Custom, Northland, E-350 Econoline Base, Chateau, Custom, Northland, Super, Super Wagon, E-350 Econoline Club Wagon Base, Chateau, Custom, N; Premium valve stem seals incl.; Incl. silent type chain	Master w/o Rods & Mains	505-627C	505-127C
77	Ford E-150 Econoline Base, Chateau, Custom, Northland, Super, E-150 Econoline Club Wagon Base, Chateau, Custom, Northland, E-350 Econoline Base, Chateau, Custom, Northland, E-350 Econoline Club Wagon Base, Chateau, Custom, Northland; Int. manifold gskt. not incl.; Premium valve stem seals incl.; Incl. silent type chain	Master w/o Rods & Mains	505-774C	505-274C
77	Exc. Ford E-150 Econoline Base, Chateau, Custom, Northland, Super, E-150 Econoline Club Wagon Base, Chateau, Custom, Northland, E-350 Econoline Base, Chateau, Custom, Northland, E-350 Econoline Club Wagon Base, Chateau, Custom, Northland, Rancho 500, GT, Squire; Premium valve stem seals incl.; Incl. silent type chain	Master w/o Rods & Mains	505-627C	505-127C
79	Exc. Ford Bronco Custom, Ranger XLT, E-150 Econoline Base, Chateau, Club Wagon, Custom, Super, Super Wagon, E-150 Econoline Club Wagon Base, Chateau, Custom, E-350 Econoline Base, Chateau, Custom, Super, Super Wagon, E-350 Econoline Club Wagon Base, Chateau, Custom, Rancho 500, GT, Squire; Incl. A-Series aluminum bearings ; Premium valve stem seals incl.; Incl. silent type chain	Master	MKP-627C	MKP-127C
79	Ford E-150 Econoline Base, Chateau, Club Wagon, Custom, Super, Super Wagon, E-150 Econoline Club Wagon Base, Chateau, Custom, E-350 Econoline Base, Chateau, Custom, Super, Super Wagon, E-350 Econoline Club Wagon Base, Chateau, Custom; Int. manifold gskt. not incl.; Incl. A-Series aluminum bearings ; Premium valve stem seals incl.; Incl. silent type chain	Master	MKP-774C	MKP-274C
78	Exc. Ford Bronco Custom, Northland, Ranger XLT, E-150 Econoline Base, Chateau, Custom, Northland, Super, Super Wagon, E-150 Econoline Club Wagon Base, Chateau, Custom, Northland, E-350 Econoline Base, Chateau, Custom, Northland, Super, Super Wagon, E-350 Econoline Club Wagon Base, Chateau, Custom, N; Incl. A-Series aluminum bearings ; Premium valve stem seals incl.; Incl. silent type chain	Master	MKP-627C	MKP-127C
78	Ford E-150 Econoline Base, Chateau, Custom, Northland, Super, Super Wagon, E-150 Econoline Club Wagon Base, Chateau, Custom, Northland, E-350 Econoline Base, Chateau, Custom, Northland, Super, Super Wagon, E-350 Econoline Club Wagon Base, Chateau, Custom, Northland; Int. manifold gskt. not incl.; Incl. A-Series aluminum bearings ; Premium valve stem seals incl.; Incl. silent type chain	Master	MKP-774C	MKP-274C
77	Exc. Ford E-150 Econoline Base, Chateau, Custom, Northland, Super, E-150 Econoline Club Wagon Base, Chateau, Custom, Northland, E-350 Econoline Base, Chateau, Custom, Northland, E-350 Econoline Club Wagon Base, Chateau, Custom, Northland, Rancho 500, GT, Squire; Incl. A-Series aluminum bearings ; Premium valve stem seals incl.; Incl. silent type chain	Master	MKP-627C	MKP-127C

KITS

KITS

(continued on next page)

Ford Truck (Incl. SUV's)

351 5.8L (5753cc) OHV V8 Windsor (16 Valve), 4" Bore (Ford Eng.), 2 Bbl. "VIN H" 1979-1969 42
(cont.)

	OVERHAUL KIT (cont.)		PREMIUM KIT NO.	ECONOMY KIT NO.	
K I T S	YEARS	DESCRIPTION			
	77	Ford E-150 Econoline Base, Chateau, Custom, Northland, Super, E-150 Econoline Club Wagon Base, Chateau, Custom, Northland, E-350 Econoline Base, Chateau, Custom, Northland, E-350 Econoline Club Wagon Base, Chateau, Custom, Northland; Int. manifold gskt. not incl.; Incl. A-Series aluminum bearings ; Premium valve stem seals incl.; Incl. silent type chain	Master	MKP-774C	MKP-274C
	79	Exc. Ford Bronco Custom, Ranger XLT, E-150 Econoline Base, Chateau, Club Wagon, Custom, Super, Super Wagon, E-150 Econoline Club Wagon Base, Chateau, Custom, E-350 Econoline Base, Chateau, Custom, Super, Super Wagon, E-350 Econoline Club Wagon Base, Chateau, Custom, Rancho 500, GT, Squire; Incl. A-Series aluminum bearings ; Premium valve stem seals incl.; Incl. silent type chain	Master w/o Pistons	MK-627C	MK-127C
	79	Ford E-150 Econoline Base, Chateau, Club Wagon, Custom, Super, Super Wagon, E-150 Econoline Club Wagon Base, Chateau, Custom, E-350 Econoline Base, Chateau, Custom, Super, Super Wagon, E-350 Econoline Club Wagon Base, Chateau, Custom; Int. manifold gskt. not incl.; Incl. A-Series aluminum bearings ; Premium valve stem seals incl.; Incl. silent type chain	Master w/o Pistons	MK-774C	MK-274C
	78	Exc. Ford Bronco Custom, Northland, Ranger XLT, E-150 Econoline Base, Chateau, Custom, Northland, Super, Super Wagon, E-150 Econoline Club Wagon Base, Chateau, Custom, Northland, E-350 Econoline Base, Chateau, Custom, Northland, Super, Super Wagon, E-350 Econoline Club Wagon Base, Chateau, Custom, N; Incl. A-Series aluminum bearings ; Premium valve stem seals incl.; Incl. silent type chain	Master w/o Pistons	MK-627C	MK-127C
	78	Ford E-150 Econoline Base, Chateau, Custom, Northland, Super, Super Wagon, E-150 Econoline Club Wagon Base, Chateau, Custom, Northland, E-350 Econoline Base, Chateau, Custom, Northland, Super, Super Wagon, E-350 Econoline Club Wagon Base, Chateau, Custom, Northland; Int. manifold gskt. not incl.; Incl. A-Series aluminum bearings ; Premium valve stem seals incl.; Incl. silent type chain	Master w/o Pistons	MK-774C	MK-274C
	77	Exc. Ford E-150 Econoline Base, Chateau, Custom, Northland, Super, E-150 Econoline Club Wagon Base, Chateau, Custom, Northland, E-350 Econoline Base, Chateau, Custom, Northland, E-350 Econoline Club Wagon Base, Chateau, Custom, Northland, Rancho 500, GT, Squire; Incl. A-Series aluminum bearings ; Premium valve stem seals incl.; Incl. silent type chain	Master w/o Pistons	MK-627C	MK-127C
	77	Ford E-150 Econoline Base, Chateau, Custom, Northland, Super, E-150 Econoline Club Wagon Base, Chateau, Custom, Northland, E-350 Econoline Base, Chateau, Custom, Northland, E-350 Econoline Club Wagon Base, Chateau, Custom, Northland; Int. manifold gskt. not incl.; Incl. A-Series aluminum bearings ; Premium valve stem seals incl.; Incl. silent type chain	Master w/o Pistons	MK-774C	MK-274C

351 5.8L (5753cc) OHV V8 Windsor (16 Valve), 4" Bore (Ford Eng.), 4 Bbl. "VIN M" 1971-1969 43

QTY	TIMING	YEARS	PART NO.	DESCRIPTION
1	3 Piece Set	71-69	KT3-358S	VINTAGE; Incl. silent type chain; w/1 pc. fuel pump ecc.; (1) 222-358; (1) 223-406; (1) 223-431
1	Timing Chain	71-69	222-358	Silent type; 58 Links
1	Crank Sprocket	71-69	223-431	If engine is equipped with an oil shield, the oil shield must be discarded when installing crank sprocket 223-431; Use w/Silent type chain; 21 Teeth
1	Cam Sprocket	71-69	223-406	VINTAGE; 42 Teeth
QTY	ROCKER PARTS	YEARS	PART NO.	DESCRIPTION
16	Arm Assy.	71	R-847 Std Only	VINTAGE; Incl. arm, ball & nut; rail style rockers; Cast iron; w/stud type mount; Incl. 3/8" nut; Incl. 5/16" nut

(continued on next page)

Ford Truck (Incl. SUV's)

43 351 5.8L (5753cc) OHV V8 Windsor (16 Valve), 4" Bore (Ford Eng.), 4 Bbl. "VIN M" 1971-1969
(cont.)

QTY	ROCKER PARTS (cont.)	YEARS	PART NO.	DESCRIPTION
16	Arm Assy., Bulk	71	R-847B Std Only	VINTAGE; Incl. arm, ball & nut; rail style rockers; Cast iron; w/stud type mount; Incl. 3/8" nut; Incl. 5/16" nut; Carton of 64
16	Arm	71	R-847A Std Only	VINTAGE; Rail style rockers; Cast iron; w/stud type mount
16	Rocker Arm Ball	71	MR-1809 Std Only	
16	Rocker Arm Ball	71	MR-1809B Std Only	Carton of 500
16	Nut	71	MR-1823 Std Only	5/16" x 24
16	Nut	71	MR-1751 Std Only	Self-locking, 3/8" x 24 threads
QTY	VALVE	YEARS	PART NO.	DESCRIPTION
8	Exhaust	71-69	V-1893 Std-15	VINTAGE; Chrome plated stem; 1.5400" Head Dia., 0.3415" Stem Dia., 5.0700" O.A.L.
8	Intake	71-69	V-3926 Std-15	VINTAGE; Chrome plated stem; 1.8420" Head Dia., 0.3420" Stem Dia., 5.0700" O.A.L.
QTY	VALVE SPRING	YEARS	PART NO.	DESCRIPTION
8	Spring	71-70	VS-718 Std Only	Loc. Exh.; 2.0280" Free Height
8	Spring	71-70	VS-718 Std Only	Loc. Int.; 2.0280" Free Height
8	Spring	70-69	VS-707 Std Only	VINTAGE; Loc. Exh.; Incl. damper; 2.0730" Free Height
8	Spring	70-69	VS-707 Std Only	VINTAGE; Loc. Int.; Incl. damper; 2.0730" Free Height
QTY	VALVE SEAL	YEARS	PART NO.	DESCRIPTION
8	Valve Stem Seal	71	ST-2001 Std Only	Loc. Exh.; Positive type; Installation requires valve guide machining; (RBBTF) Rubber/PTFE
8	Valve Stem Seal	71	MV-1906 Std Only	Loc. Exhaust; Umbrella type; (NYL) Nylon
8	Valve Stem Seal	71	MV-1796C Std Only	Loc. Exhaust; Umbrella type; Fits Std. to .015" O/S valve stem; (RBB) Rubber
8	Valve Stem Seal	71	ST-2001 Std Only	Loc. Int.; Positive type; Installation requires valve guide machining; (RBBTF) Rubber/PTFE
8	Valve Stem Seal	71	MV-1906 Std Only	Loc. Intake; Umbrella type; (NYL) Nylon
8	Valve Stem Seal	71	MV-1796C Std Only	Loc. Intake; Umbrella type; Fits Std. to .015" O/S valve stem; (RBB) Rubber
8	Valve Stem Seal Bulk	71	ST-2001BC Std Only	Loc. Exh.; Positive type; Installation requires valve guide machining; Carton of 100; (RBBTF) Rubber/PTFE
8	Valve Stem Seal Bulk	71	MV-1796 Std Only	Loc. Exhaust; Umbrella type; Fits Std. to .015" O/S valve stem; Carton of 100; (RBB) Rubber
8	Valve Stem Seal Bulk	71	ST-2001BC Std Only	Loc. Int.; Positive type; Installation requires valve guide machining; Carton of 100; (RBBTF) Rubber/PTFE
8	Valve Stem Seal Bulk	71	MV-1796 Std Only	Loc. Intake; Umbrella type; Fits Std. to .015" O/S valve stem; Carton of 100; (RBB) Rubber
QTY	VALVE SEAT	YEARS	PART NO.	DESCRIPTION
8	Seat	71-69	245-1625-1 Std Only	Loc. Exh.; 1.6300" OD, 1.3750" ID, 0.2160" Depth
8	Seat	71-69	245-1625-1N Std Only	Loc. Exh.; Premium Material; 1.6300" OD, 1.3750" ID, 0.2160" Depth
8	Seat	71-69	245-1937-1 Std Only	Loc. Int.; 1.9425" OD, 1.6875" ID, 0.2480" Depth
QTY	VALVE, MISC	YEARS	PART NO.	DESCRIPTION
32	Keeper	71	VK-115A Std Only	1 groove; Square cut key groove; Carton pack 24
32	Keeper	71	VK-115 Std Only	1 groove; Square cut key groove; Carton pack 32
32	Keeper	71	VK-115R Std Only	1 groove; Square cut key groove; Hardened
32	Keeper, Bulk	71	VK-115B Std Only	1 groove; Square cut key groove; Carton of 1000
16	Spring Insert	71-69	259-103C Std Only	.015"; ID 1.030"; Carton of 100
16	Spring Insert	71-69	259-103B Std Only	.030"; ID 1.030"; Carton of 100
16	Spring Insert	71-69	259-103BRS Std Only	.030"; ID 1.030"; Carton of 500
16	Spring Insert	71-69	259-103A Std Only	.060"; ID 1.030"; Carton of 100
16	Spring Insert	71-69	259-103ARS Std Only	.060"; ID 1.030"; Carton of 500
QTY	PISTON	YEARS	PART NO.	DESCRIPTION
8	Cast Piston	71-69	416P Std-30-60	VINTAGE; Cast; .9122" Pin Dia.; 2 Rings 5/64 Groove, 1 Ring 3/16 Groove, 1.720 CD, Recessed Head .240 deep - 7.7:1 C.R.
8	Cast Piston - Individual	71-69	W416P Std-30-60	VINTAGE; Cast; .9122" Pin Dia.; 2 Rings 5/64 Groove, 1 Ring 3/16 Groove, 1.720 CD, Recessed Head .240 deep - 7.7:1 C.R.
QTY	ENGINE BEARINGS	YEARS	PART NO.	DESCRIPTION
1	Main Set	71-69	5107M Std-1-10-20-30-40	VINTAGE
1	Main Set	71-69	7448M 20 20-40	VINTAGE; .10MM O/S length flange brg.
1	Rod Set	71-69	8-3380CPA Std-10-20-30-40	
1	Rod Set	71-69	8-3380A Std-1-10-20-30-40	A-Series aluminum bearings; Oil hole removed
1	Rod Set	71-69	8-3380A 10X2 10X2-20X2-30X2	A-Series aluminum bearings; Use in .002" O/S Rod Bore
8	Rod Pair	71-69	3380CPA Std-1-10-20-30-40	
8	Rod Pair	71-69	3380A Std-1-10-20-30-40	A-Series aluminum bearings; Oil hole removed
1	Cam Set	71-69	1204M Std-10	Babbitt material; Full round design

(continued on next page)

Ford Truck (Incl. SUV's)

351 5.8L (5753cc) OHV V8 Windsor (16 Valve), 4" Bore (Ford Eng.), 4 Bbl. "VIN M" 1971-1969 43
(cont.)

BLOCK	QTY	GASKETS	YEARS	PART NO.	DESCRIPTION	BLOCK
	1	Kit Gasket Set	71-69	260-1028	VINTAGE; Premium valve stem seals incl.	
BLOCK	QTY	FREEZE PLUGS	YEARS	PART NO.	DESCRIPTION	BLOCK
	1	Brass Block Plug Kit	71-69	381-8015		
	1	Steel Block Plug Kit	71-69	381-4010		
	1	Brass Deep Cup Freeze Plug	71-69	381-9002	1.500" Diameter, 0.375" Height	
	1	Steel Deep Cup Freeze Plug	71-69	381-3095	0.500" Diameter	
	1	Steel Deep Cup Freeze Plug	71-69	381-3038	0.750" Diameter	
	1	Steel Deep Cup Freeze Plug	71-69	381-3133	1.500" Diameter, 0.375" Height	
	1	Steel Deep Cup Freeze Plug	71-69	381-3195	2.156" Diameter	

352 5.8L (5769cc) OHV V8 (16 Valve), 4" Bore (Ford Eng.), 2 Bbl. "VIN D" 1967-1965 44

VALVE TRAIN	QTY	TIMING	YEARS	PART NO.	DESCRIPTION	VALVE TRAIN
	1	3 Piece Set	67-65	KT3-494SA1	VINTAGE; w/1 pc. fuel pump ecc.; (1) 222-494; (1) 223-321; (1) 223-396	
	1	Timing Chain	67-65	222-494	48 Links	
	1	Crank Sprocket	67-65	223-321	VINTAGE; 18 Teeth	
	1	Cam Sprocket	67-65	223-396	VINTAGE; Installation doesn't require spacer on cam nose. Older type Eng. used spacer to fit on cam nose through the ID of thrust plate. New types have the spacer cast into sprocket hub; 36 Teeth	
VALVE TRAIN	QTY	CAMSHAFT/LIFTER	YEARS	PART NO.	DESCRIPTION	VALVE TRAIN
	1	Camshaft	67	CS-643	VINTAGE; From Ser. No. A84001; Hydraulic, (050) Duration at .050 Lobe Lift, 199 Exh., 192 Int., 112 Degrees Lobe Separation	
	1	Camshaft	67	CS-443	VINTAGE; To Ser. No. A84000; Hyd.; Hydraulic, (050) Duration at .050 Lobe Lift, 186 Exh., 186 Int., 113 Degrees Lobe Separation	
	1	Camshaft	66-65	CS-443	VINTAGE; Hyd.; Hydraulic, (050) Duration at .050 Lobe Lift, 186 Exh., 186 Int., 113 Degrees Lobe Separation	
	1	Prelube		55-403 Std Only	1.5 oz. packet	
	1	Prelube		55-400 Std Only	4 oz. bottle; 1.5 oz. packet No. 55-403 also avail.	
	16	Lifter	67-65	HT-2083 Std Only	Hyd.	
	16	Lifter, Bulk	67-65	HT-2083B Std Only	Hyd.; Carton of 122	
VALVE TRAIN	QTY	PUSH ROD	YEARS	PART NO.	DESCRIPTION	VALVE TRAIN
	16	Push Rod	67-65	RP-3227R Std Only	Ball & ball type ends; Chrome-Moly; 9.5950" O.A.L.	
	16	Push Rod	67-65	RP-3172C Std Only	VINTAGE; 9.5910" O.A.L.	
	16	Push Rod	67-65	RP-3172B Std Only	VINTAGE; Ball & ball type ends; 9.5600" O.A.L.	
	16	Push Rod	67-65	RP-3172 Std Only	VINTAGE; Ball & ball type ends; 9.6210" O.A.L.	
	16	Push Rod	67-65	RP-3172A Std Only	VINTAGE; Ball & ball type ends; 9.6800" O.A.L.	
	16	Push Rod, Bulk	67-65	BRP-3172B Std Only	VINTAGE; Ball & ball type ends; Carton of 100; 9.5600" O.A.L.	
	16	Push Rod, Bulk	67-65	BRP-3172 Std Only	VINTAGE; Ball & ball type ends; Carton of 100; 9.6210" O.A.L.	
VALVE TRAIN	QTY	ROCKER PARTS	YEARS	PART NO.	DESCRIPTION	VALVE TRAIN
	16	Arm	67-65	R-814 Std Only	VINTAGE; w/Hyd. lifters	
	2	Rocker Shaft	67-65	RS-621 Std Only	VINTAGE	
VALVE TRAIN	QTY	VALVE	YEARS	PART NO.	DESCRIPTION	VALVE TRAIN
	8	Exhaust	67-65	V-1853 Std-15	VINTAGE; Chrome plated stem; 1.5580" Head Dia., 0.3715" Stem Dia., 5.4360" O.A.L.	
	8	Intake	67-65	V-1539 Std-15	VINTAGE; 2.0270" Head Dia., 0.3716" Stem Dia., 5.4460" O.A.L.	
VALVE TRAIN	QTY	VALVE SPRING	YEARS	PART NO.	DESCRIPTION	VALVE TRAIN
	16	Spring	67	VS-1428 Std Only	VINTAGE; From Ser. No. A84001; 2.3430" Free Height	
	16	Spring	66	VS-1428 Std Only	VINTAGE; 2.3430" Free Height	
	16	Spring	65	VS-1428 Std Only	Exc. Ford F-100 Pickup Base; VINTAGE; 2.3430" Free Height	
	16	Spring	65	VS-1428 Std Only	Ford F-100 Pickup Base; VINTAGE; From Ser. No. A84001; 2.3430" Free Height	
VALVE TRAIN	QTY	VALVE SEAL	YEARS	PART NO.	DESCRIPTION	VALVE TRAIN
	16	Valve Stem Seal	67-65	ST-2002 Std Only	Use w/O.E. guide; Installation requires valve guide machining; (PLY) Polyacrylate	
	16	Valve Stem Seal	67-65	ST-2014 Std Only	Use w/repair guide; Positive type; Installation requires valve guide machining; (TFL) PTFE	
	16	Valve Stem Seal	67-65	MV-1775C Std Only	VINTAGE; Umbrella type; (PLY) Polyacrylate	
	16	Valve Stem Seal Bulk	67-65	MV-1775 Std Only	Umbrella type; Carton of 100; (PLY) Polyacrylate	
	16	Valve Stem Seal Bulk	67-65	ST-2002BC Std Only	Use w/O.E. guide; Positive type; Installation requires valve guide machining; Carton of 100; (PLY) Polyacrylate	
	16	Valve Stem Seal Bulk	67-65	ST-2014BC Std Only	Use w/repair guide; Positive type; Installation requires valve guide machining; Carton of 100; (TFL) PTFE	

(continued on next page)

Ford Truck (Incl. SUV's)

44 352 5.8L (5769cc) OHV V8 (16 Valve), 4" Bore (Ford Eng.), 2 Bbl. "VIN D" 1967-1965 (cont.)

QTY	VALVE SEAT	YEARS	PART NO.	DESCRIPTION
8	Seat	67-65	245-1687-1 Std Only	Loc. Exh.; 1.6925" OD, 1.4060" ID, 0.2480" Depth
8	Seat	67-65	245-1687-1N Std Only	Loc. Exh.; Premium Material; 1.6925" OD, 1.4060" ID, 0.2480" Depth
8	Seat	67-65	245-2062-1 Std Only	Loc. Int.; 2.0680" OD, 1.8125" ID, 0.2480" Depth
QTY	VALVE, MISC	YEARS	PART NO.	DESCRIPTION
32	Keeper	67-65	VK-138A Std Only	1 groove; Square cut key groove; Carton pack 24
32	Keeper	67-65	VK-138 Std Only	1 groove; Square cut key groove; Carton pack 32
32	Keeper	67-65	VK-138R Std Only	1 groove; Square cut key groove; Hardened
32	Keeper, Bulk	67-65	VK-138B Std Only	1 groove; Square cut key groove; Carton of 1000
QTY	PISTON	YEARS	PART NO.	DESCRIPTION
8	Cast Piston	66-65	246AP Std-20-30-40-60	VINTAGE; Cast
8	Cast Piston - Individual	66-65	W246AP Std-20-30	VINTAGE; Cast
8	Pin Bushing	67-65	2304V	VINTAGE; Split type bushing
8	Pin Bushing	67-65	2304V20	VINTAGE; Split type bushing
QTY	RINGS	YEARS	PART NO.	DESCRIPTION
1	Premium Set	67-65	E-248K Std-30-40-60	VINTAGE; 1-5/64, 1-3/32, 1-3/16; Premium Moly
1	Standard Set	67-65	E-248X Std-30-60	VINTAGE; 1-5/64, 1-3/32, 1-3/16; Iron
QTY	SLEEVE	YEARS	PART NO.	DESCRIPTION
1	Repair Sleeve	67-65	SL-22Y Std Only	1/8" wall, must be cut to correct length; O.A.L. 10.250"
1	Repair Sleeve	67-65	SL-22M Std Only	3/32" wall, must be cut to correct length; O.A.L. 10.250"
QTY	ENGINE BEARINGS	YEARS	PART NO.	DESCRIPTION
1	Main Set	67-65	4261M Std-1-10-20-30-40-50-60	VINTAGE; 3.824" max. flange OD
1	Rod Set	67-65	8-3230CP Std-10-20-30-40-50	VINTAGE; Squirt hole removed from all Ford V Engs.; 8-3230CA 60 avail. as unplated & resizeable
1	Rod Set	67-65	8-3230CA 60 60	VINTAGE; Unplated & resizeable; Squirt hole removed from all Ford V Engs.
8	Rod Pair	67-65	3230CP Std-1-2-10-20-30-40-50	VINTAGE; Squirt hole removed from all Ford V Engs.
1	Cam Set	67-65	1445M Std Only	VINTAGE
QTY	OIL PUMP	YEARS	PART NO.	DESCRIPTION
1	Oil Pump	67-65	224-41173	VINTAGE
1	Oil Pump	67-65	224-43365A	VINTAGE; High Pressure
1	Oil Pump	67-65	224-41177	VINTAGE; High Volume, check pan for clearance
1	Inter. Shaft	67-65	224-61114	VINTAGE
1	Screen Assy.	67	224-14158	VINTAGE
1	Screen Assy.	66-65	224-14159	Ford P-350 Base, Ranchero Base; VINTAGE
1	Screen Assy.	66-65	224-14159	Exc. Ford P-350 Base, Ranchero Base; VINTAGE; RWD
QTY	GASKETS	YEARS	PART NO.	DESCRIPTION
1	Kit Gasket Set	67-65	260-1035	VINTAGE; Exh. pipe flange not incl.; Exh. manifold heat shields not incl.
QTY	FREEZE PLUGS	YEARS	PART NO.	DESCRIPTION
1	Brass Block Plug Kit	67-65	381-8017	VINTAGE
1	Steel Block Plug Kit	67-65	381-4015	VINTAGE
1	Brass Deep Cup Freeze Plug	67-65	381-9031	1.750" Diameter
1	Steel Deep Cup Freeze Plug	67-65	381-3088	0.448" Diameter
1	Steel Deep Cup Freeze Plug	67-65	381-3092	2.396" Diameter
1	Steel Shallow Cup Freeze Plug	67-65	381-2057	1.750" Diameter

45 352 5.8L (5769cc) OHV V8 (16 Valve), 4" Bore (Ford Eng.), 4 Bbl. "VIN H" 1960-1957

QTY	PISTON	YEARS	PART NO.	DESCRIPTION
8	Cast Piston	60-58	246AP Std-20-30-40-60	VINTAGE; Cast
8	Cast Piston - Individual	60-58	W246AP Std-20-30	VINTAGE; Cast
QTY	ENGINE BEARINGS	YEARS	PART NO.	DESCRIPTION
1	Main Set	59-58	4020M Std-10	VINTAGE; 3.684" max. flange OD
1	Rod Set	59-58	8-3230CP Std-10-20-30-40-50	VINTAGE; Squirt hole removed from all Ford V Engs.; 8-3230CA 60 avail. as unplated & resizeable
1	Rod Set	59-58	8-3230CA 60 60	VINTAGE; Unplated & resizeable; Squirt hole removed from all Ford V Engs.
8	Rod Pair	59-58	3230CP Std-1-2-10-20-30-40-50	VINTAGE; Squirt hole removed from all Ford V Engs.
1	Cam Set	59-58	1445M Std Only	VINTAGE
QTY	GASKETS	YEARS	PART NO.	DESCRIPTION
1	Kit Gasket Set	60-57	260-1035	VINTAGE; Exh. pipe flange not incl.
QTY	FREEZE PLUGS	YEARS	PART NO.	DESCRIPTION
1	Brass Block Plug Kit	59-58	381-8017	VINTAGE
1	Steel Block Plug Kit	59-58	381-4015	VINTAGE
1	Brass Deep Cup Freeze Plug	59-58	381-9031	1.750" Diameter

(continued on next page)

Ford Truck (Incl. SUV's)

352 5.8L (5769cc) OHV V8 (16 Valve), 4" Bore (Ford Eng.), 4 Bbl. "VIN H" 1960-1957 45
(cont.)

QTY	FREEZE PLUGS (cont.)	YEARS	PART NO.	DESCRIPTION
1	Steel Deep Cup Freeze Plug	59-58	381-3088	0.448" Diameter
1	Steel Deep Cup Freeze Plug	59-58	381-3092	2.396" Diameter
1	Steel Shallow Cup Freeze Plug	59-58	381-2057	1.750" Diameter

352 5.8L (5769cc) OHV V8 (16 Valve), 4" Bore (Ford Eng.), 2 Bbl. "VIN X" 1960 46

QTY	PISTON	YEARS	PART NO.	DESCRIPTION
8	Cast Piston	60	246AP Std-20-30-40-60	VINTAGE; Cast
8	Cast Piston - Individual	60	W246AP Std-20-30	VINTAGE; Cast
QTY	GASKETS	YEARS	PART NO.	DESCRIPTION
1	Kit Gasket Set	60	260-1035	VINTAGE; Exh. pipe flange not incl.

352 5.8L (5769cc) OHV V8 (16 Valve), 4" Bore (Ford Eng.), 4 Bbl. "VIN Y" 1960 47

QTY	PISTON	YEARS	PART NO.	DESCRIPTION
8	Cast Piston	60	246AP Std-20-30-40-60	VINTAGE; Cast
8	Cast Piston - Individual	60	W246AP Std-20-30	VINTAGE; Cast
QTY	GASKETS	YEARS	PART NO.	DESCRIPTION
1	Kit Gasket Set	60	260-1035	VINTAGE; Exh. pipe flange not incl.

360 5.9L (5900cc) OHV V8 (16 Valve), 4.05" Bore (Ford Eng.), 2 Bbl. "VIN H" 1976-1975 48

QTY	TIMING	YEARS	PART NO.	DESCRIPTION
1	3 Piece Set	76-75	KT3-494SA3	VINTAGE; w/2 pc. fuel pump ecc.; (1) 222-494; (1) 223-321; (1) 223-448
1	Timing Chain	76-75	222-494	48 Links
1	Crank Sprocket	76-75	223-321	VINTAGE; 18 Teeth
1	Cam Sprocket	76-75	223-448	VINTAGE; 36 Teeth
QTY	CAMSHAFT/LIFTER	YEARS	PART NO.	DESCRIPTION
1	Camshaft	76-75	CS-643	VINTAGE; Hydraulic, (050) Duration at .050 Lobe Lift, 199 Exh., 192 Int., 112 Degrees Lobe Separation
1	Prelube		55-403 Std Only	1.5 oz. packet
1	Prelube		55-400 Std Only	4 oz. bottle; 1.5 oz. packet No. 55-403 also avail.
16	Lifter	76-75	HT-2083 Std Only	Hyd.
16	Lifter, Bulk	76-75	HT-2083B Std Only	Hyd.; Carton of 122
QTY	PUSH ROD	YEARS	PART NO.	DESCRIPTION
16	Push Rod	76-75	RP-3227R Std Only	Ball & ball type ends; Chrome-Moly; 9.5950" O.A.L.
16	Push Rod	76-75	RP-3172C Std Only	VINTAGE; 9.5910" O.A.L.
16	Push Rod	76-75	RP-3172B Std Only	VINTAGE; Ball & ball type ends; 9.5600" O.A.L.
16	Push Rod	76-75	RP-3172 Std Only	VINTAGE; Ball & ball type ends; 9.6210" O.A.L.
16	Push Rod	76-75	RP-3172A Std Only	VINTAGE; Ball & ball type ends; 9.6800" O.A.L.
16	Push Rod, Bulk	76-75	BRP-3172B Std Only	VINTAGE; Ball & ball type ends; Carton of 100; 9.5600" O.A.L.
16	Push Rod, Bulk	76-75	BRP-3172 Std Only	VINTAGE; Ball & ball type ends; Carton of 100; 9.6210" O.A.L.
QTY	ROCKER PARTS	YEARS	PART NO.	DESCRIPTION
16	Arm	76-75	R-814 Std Only	VINTAGE; Non-adj.
2	Rocker Shaft	76-75	RS-621 Std Only	VINTAGE
QTY	VALVE	YEARS	PART NO.	DESCRIPTION
8	Exhaust	76-75	V-1853 Std-15	VINTAGE; Chrome plated stem; 1.5580" Head Dia., 0.3715" Stem Dia., 5.4360" O.A.L.
8	Intake	76-75	V-1539 Std-15	VINTAGE; 2.0270" Head Dia., 0.3716" Stem Dia., 5.4460" O.A.L.
QTY	VALVE GUIDE	YEARS	PART NO.	DESCRIPTION
16	Guide	76-75	VG-5007 Std Only	0.3725" ID, 2.3800" O.A.L.
16	Guide, Bulk	76-75	VG-5007B Std Only	Carton of 50; 0.3725" ID, 2.3800" O.A.L.
QTY	VALVE SPRING	YEARS	PART NO.	DESCRIPTION
8	Spring	76-75	VS-682 Std Only	VINTAGE; Loc. Int.; Incl. damper; 2.1200" Free Height
8	Spring	75	VS-682 Std Only	VINTAGE; Loc. Exh.; Incl. damper; 2.1200" Free Height
8	Spring, Bulk	76-75	VS-682B Std Only	VINTAGE; Loc. Int.; Incl. damper; Carton of 200; 2.1200" Free Height
8	Spring, Bulk	75	VS-682B Std Only	VINTAGE; Loc. Exh.; Incl. damper; Carton of 200; 2.1200" Free Height
QTY	VALVE SEAL	YEARS	PART NO.	DESCRIPTION
16	Valve Stem Seal	76-75	ST-2002 Std Only	Use w/O.E. guide; Installation requires valve guide machining; (PLY) Polyacrylate
16	Valve Stem Seal	76-75	ST-2014 Std Only	Use w/repair guide; Positive type; Installation requires valve guide machining; (TFL) PTFE
16	Valve Stem Seal	76-75	MV-1775C Std Only	VINTAGE; Umbrella type; (PLY) Polyacrylate
16	Valve Stem Seal Bulk	76-75	MV-1775 Std Only	Umbrella type; Carton of 100; (PLY) Polyacrylate

VALVE TRAIN

VALVE TRAIN

(continued on next page)

Ford Truck (Incl. SUV's)

48 360 5.9L (5900cc) OHV V8 (16 Valve), 4.05" Bore (Ford Eng.), 2 Bbl. "VIN H" 1976-1975
(cont.)

QTY	VALVE SEAL (cont.)	YEARS	PART NO.	DESCRIPTION
16	Valve Stem Seal Bulk	76-75	ST-2002BC Std Only	Use w/O.E. guide; Positive type; Installation requires valve guide machining; Carton of 100; (PLY) Polyacrylate
16	Valve Stem Seal Bulk	76-75	ST-2014BC Std Only	Use w/repair guide; Positive type; Installation requires valve guide machining; Carton of 100; (TFL) PTFE
QTY	VALVE SEAT	YEARS	PART NO.	DESCRIPTION
8	Seat	76-75	245-1687-1 Std Only	Loc. Exh.; 1.6925" OD, 1.4060" ID, 0.2480" Depth
8	Seat	76-75	245-1687-1N Std Only	Loc. Exh.; Premium Material; 1.6925" OD, 1.4060" ID, 0.2480" Depth
8	Seat	76-75	245-2062-1 Std Only	Loc. Int.; 2.0680" OD, 1.8125" ID, 0.2480" Depth
QTY	VALVE, MISC	YEARS	PART NO.	DESCRIPTION
32	Keeper	76-75	VK-138A Std Only	1 groove; Square cut key groove; Carton pack 24
32	Keeper	76-75	VK-138 Std Only	1 groove; Square cut key groove; Carton pack 32
32	Keeper	76-75	VK-138R Std Only	1 groove; Square cut key groove; Hardened
32	Keeper, Bulk	76-75	VK-138B Std Only	1 groove; Square cut key groove; Carton of 1000
16	Spring Insert	76-75	259-103C Std Only	.015"; ID 1.030"; Carton of 100
16	Spring Insert	76-75	259-103B Std Only	.030"; ID 1.030"; Carton of 100
16	Spring Insert	76-75	259-103BRS Std Only	.030"; ID 1.030"; Carton of 500
16	Spring Insert	76-75	259-103A Std Only	.060"; ID 1.030"; Carton of 100
16	Spring Insert	76-75	259-103ARS Std Only	.060"; ID 1.030"; Carton of 500
QTY	PISTON	YEARS	PART NO.	DESCRIPTION
8	Cast Piston	76-75	H395P Std-20-30-40-60	VINTAGE; Hypereutectic; .9751" Pin Dia.; 1 Ring 5/64 Groove, 1 Ring 3/32 Groove, 1 Ring 3/16 Groove, 1.759 CD, Flat Head w/4 valve reliefs
8	Cast Piston - Individual	76-75	WH395P Std-20-30-40-60	VINTAGE; Hypereutectic; .9751" Pin Dia.; 1 Ring 5/64 Groove, 1 Ring 3/32 Groove, 1 Ring 3/16 Groove, 1.759 CD, Flat Head w/4 valve reliefs
8	Pin Bushing	76-75	2304V	VINTAGE; Split type bushing
8	Pin Bushing	76-75	2304V20	VINTAGE; Split type bushing
QTY	RINGS	YEARS	PART NO.	DESCRIPTION
1	Premium Set	76-75	E-180K Std-20-30-40-60	VINTAGE; 1-5/64, 1-3/32, 1-3/16; Check piston grooving before using; Premium Moly
1	Premium Set	76-75	E-260K Std Only	VINTAGE; 2-5/64, 1-3/16; Check piston grooving before using; Premium Moly
1	Standard Set	76-75	E-180X Std-20-30-40-60	VINTAGE; 1-5/64, 1-3/32, 1-3/16; Check piston grooving before using; Iron
QTY	SLEEVE	YEARS	PART NO.	DESCRIPTION
1	Repair Sleeve	76-75	SL-197M Std Only	VINTAGE; 3/32" wall, cut to length; Press fit sleeve
QTY	ENGINE BEARINGS	YEARS	PART NO.	DESCRIPTION
1	Main Set	76-75	4261M Std-1-10-20-30-40-50-60	VINTAGE; 3.824" max. flange OD
1	Rod Set	76-75	8-3230CP Std-10-20-30-40-50	VINTAGE; Squirt hole removed from all Ford V Engs.; 8-3230CA 60 avail. as unplated & resizeable
1	Rod Set	76-75	8-3230CA 60 60	VINTAGE; Unplated & resizeable; Squirt hole removed from all Ford V Engs.
8	Rod Pair	76-75	3230CP Std-1-2-10-20-30-40-50	VINTAGE; Squirt hole removed from all Ford V Engs.
1	Cam Set	76-75	1445M Std Only	VINTAGE
QTY	OIL PUMP	YEARS	PART NO.	DESCRIPTION
1	Oil Pump	76-75	224-41173	VINTAGE
1	Oil Pump	76-75	224-43365A	VINTAGE; High Pressure
1	Oil Pump	76-75	224-41177	VINTAGE; High Volume, check pan for clearance
1	Inter. Shaft	76-75	224-61114	VINTAGE
1	Screen Assy.	76-75	224-14159	VINTAGE; RWD
QTY	GASKETS	YEARS	PART NO.	DESCRIPTION
1	Kit Gasket Set	76-75	260-1035	VINTAGE; Exh. pipe packing not incl.; Exh. manifold heat shields not incl.
QTY	FREEZE PLUGS	YEARS	PART NO.	DESCRIPTION
1	Brass Block Plug Kit	76-75	381-8017	VINTAGE
1	Steel Block Plug Kit	76-75	381-4015	VINTAGE
1	Brass Deep Cup Freeze Plug	76-75	381-9031	1.750" Diameter
1	Steel Deep Cup Freeze Plug	76-75	381-3088	0.448" Diameter
1	Steel Deep Cup Freeze Plug	76-75	381-3092	2.396" Diameter
1	Steel Shallow Cup Freeze Plug	76-75	381-2057	1.750" Diameter

49 360 5.9L (5900cc) OHV V8 (16 Valve), 4.05" Bore (Ford Eng.), 2 Bbl. "VIN Y" 1977-1968

QTY	TIMING	YEARS	PART NO.	DESCRIPTION
1	3 Piece Set	76-74	KT3-494SA3	VINTAGE; w/2 pc. fuel pump ecc.; (1) 222-494; (1) 223-321; (1) 223-448

(continued on next page)

Ford Truck (Incl. SUV's)

360 5.9L (5900cc) OHV V8 (16 Valve), 4.05" Bore (Ford Eng.), 2 Bbl. "VIN Y" 1977-1968 49

(cont.)

QTY	TIMING (cont.)	YEARS	PART NO.	DESCRIPTION
1	3 Piece Set	73-68	KT3-494SA1	VINTAGE; w/1 pc. fuel pump ecc.; (1) 222-494; (1) 223-321; (1) 223-396
1	Timing Chain	76-68	222-494	48 Links
1	Crank Sprocket	76-68	223-321	VINTAGE; 18 Teeth
1	Cam Sprocket	76-74	223-448	VINTAGE; 36 Teeth
1	Cam Sprocket	73-68	223-396	VINTAGE; Installation doesn't require spacer on cam nose. Older type Eng. used spacer to fit on cam nose through the ID of thrust plate. New types have the spacer cast into sprocket hub; 36 Teeth
QTY	CAMSHAFT/LIFTER	YEARS	PART NO.	DESCRIPTION
1	Camshaft	76-68	CS-643	VINTAGE; Hydraulic, (050) Duration at .050 Lobe Lift, 199 Exh., 192 Int., 112 Degrees Lobe Separation
1	Prelube		55-403 Std Only	1.5 oz. packet
1	Prelube		55-400 Std Only	4 oz. bottle; 1.5 oz. packet No. 55-403 also avail.
16	Lifter	76-68	HT-2083 Std Only	Hyd.
16	Lifter, Bulk	76-68	HT-2083B Std Only	Hyd.; Carton of 122
QTY	PUSH ROD	YEARS	PART NO.	DESCRIPTION
16	Push Rod	76-68	RP-3227R Std Only	Ball & ball type ends; Chrome-Moly; 9.5950" O.A.L.
16	Push Rod	76-68	RP-3172C Std Only	VINTAGE; 9.5910" O.A.L.
16	Push Rod	76-68	RP-3172B Std Only	VINTAGE; Ball & ball type ends; 9.5600" O.A.L.
16	Push Rod	76-68	RP-3172 Std Only	VINTAGE; Ball & ball type ends; 9.6210" O.A.L.
16	Push Rod	76-68	RP-3172A Std Only	VINTAGE; Ball & ball type ends; 9.6800" O.A.L.
16	Push Rod, Bulk	76-68	BRP-3172B Std Only	VINTAGE; Ball & ball type ends; Carton of 100; 9.5600" O.A.L.
16	Push Rod, Bulk	76-68	BRP-3172 Std Only	VINTAGE; Ball & ball type ends; Carton of 100; 9.6210" O.A.L.
QTY	ROCKER PARTS	YEARS	PART NO.	DESCRIPTION
16	Arm	76-68	R-814 Std Only	VINTAGE; Non-adj.
2	Rocker Shaft	76-68	RS-621 Std Only	VINTAGE
QTY	VALVE	YEARS	PART NO.	DESCRIPTION
8	Exhaust	76-68	V-1853 Std-15	VINTAGE; Chrome plated stem; 1.5580" Head Dia., 0.3715" Stem Dia., 5.4360" O.A.L.
8	Intake	76-68	V-1539 Std-15	VINTAGE; 2.0270" Head Dia., 0.3716" Stem Dia., 5.4460" O.A.L.
QTY	VALVE GUIDE	YEARS	PART NO.	DESCRIPTION
16	Guide	76-68	VG-5007 Std Only	0.3725" ID, 2.3800" O.A.L
16	Guide, Bulk	76-68	VG-5007B Std Only	Carton of 50; 0.3725" ID, 2.3800" O.A.L
QTY	VALVE SPRING	YEARS	PART NO.	DESCRIPTION
8	Spring	76-68	VS-682 Std Only	VINTAGE; Loc. Int.; Incl. damper; 2.1200" Free Height
8	Spring	75-68	VS-682 Std Only	VINTAGE; Loc. Exh.; Incl. damper; 2.1200" Free Height
8	Spring, Bulk	76-68	VS-682B Std Only	VINTAGE; Loc. Int.; Incl. damper; Carton of 200; 2.1200" Free Height
8	Spring, Bulk	75-68	VS-682B Std Only	VINTAGE; Loc. Exh.; Incl. damper; Carton of 200; 2.1200" Free Height
QTY	VALVE SEAL	YEARS	PART NO.	DESCRIPTION
16	Valve Stem Seal	76-68	ST-2002 Std Only	Use w/O.E. guide; Installation requires valve guide machining; (PLY) Polyacrylate
16	Valve Stem Seal	76-68	ST-2014 Std Only	Use w/repair guide; Positive type; Installation requires valve guide machining; (TFL) PTFE
16	Valve Stem Seal	76-68	MV-1775C Std Only	VINTAGE; Umbrella type; (PLY) Polyacrylate
16	Valve Stem Seal Bulk	76-68	MV-1775 Std Only	Umbrella type; Carton of 100; (PLY) Polyacrylate
16	Valve Stem Seal Bulk	76-68	ST-2002BC Std Only	Use w/O.E. guide; Positive type; Installation requires valve guide machining; Carton of 100; (PLY) Polyacrylate
16	Valve Stem Seal Bulk	76-68	ST-2014BC Std Only	Use w/repair guide; Positive type; Installation requires valve guide machining; Carton of 100; (TFL) PTFE
QTY	VALVE SEAT	YEARS	PART NO.	DESCRIPTION
8	Seat	76-68	245-1687-1 Std Only	Loc. Exh.; 1.6925" OD, 1.4060" ID, 0.2480" Depth
8	Seat	76-68	245-1687-1N Std Only	Loc. Exh.; Premium Material; 1.6925" OD, 1.4060" ID, 0.2480" Depth
8	Seat	76-68	245-2062-1 Std Only	Loc. Int.; 2.0680" OD, 1.8125" ID, 0.2480" Depth
QTY	VALVE, MISC	YEARS	PART NO.	DESCRIPTION
32	Keeper	76-68	VK-138A Std Only	1 groove; Square cut key groove; Carton pack 24
32	Keeper	76-68	VK-138 Std Only	1 groove; Square cut key groove; Carton pack 32
32	Keeper	76-68	VK-138R Std Only	1 groove; Square cut key groove; Hardened
32	Keeper, Bulk	76-68	VK-138B Std Only	1 groove; Square cut key groove; Carton of 1000
16	Spring Insert	76-68	259-103C Std Only	.015"; ID 1.030"; Carton of 100
16	Spring Insert	76-68	259-103B Std Only	.030"; ID 1.030"; Carton of 100
16	Spring Insert	76-68	259-103BRS Std Only	.030"; ID 1.030"; Carton of 500
16	Spring Insert	76-68	259-103A Std Only	.060"; ID 1.030"; Carton of 100

VALVE TRAIN

VALVE TRAIN

(continued on next page)

Ford Truck (Incl. SUV's)

49 360 5.9L (5900cc) OHV V8 (16 Valve), 4.05" Bore (Ford Eng.), 2 Bbl. "VIN Y" 1977-1968 (cont.)

QTY	VALVE, MISC (cont.)	YEARS	PART NO.	DESCRIPTION
16	Spring Insert	76-68	259-103ARS Std Only	.060"; ID 1.030"; Carton of 500
8	PISTON Cast Piston	76-68	H395P Std-20-30-40-60	VINTAGE; Hypereutectic; .9751" Pin Dia.; 1 Ring 5/64 Groove, 1 Ring 3/32 Groove, 1 Ring 3/16 Groove, 1.759 CD, Flat Head w/4 valve reliefs
8	Cast Piston - Individual	76-68	WH395P Std-20-30-40-60	VINTAGE; Hypereutectic; .9751" Pin Dia.; 1 Ring 5/64 Groove, 1 Ring 3/32 Groove, 1 Ring 3/16 Groove, 1.759 CD, Flat Head w/4 valve reliefs
8	Pin Bushing	76-68	2304V	VINTAGE; Split type bushing
8	Pin Bushing	76-68	2304V20	VINTAGE; Split type bushing
1	RINGS Premium Set	76-68	E-180K Std-20-30-40-60	VINTAGE; 1-5/64, 1-3/32, 1-3/16; Check piston grooving before using; Premium Moly
1	Premium Set	76-68	E-260K Std Only	VINTAGE; 2-5/64, 1-3/16; Check piston grooving before using; Premium Moly
1	Standard Set	76-68	E-180X Std-20-30-40-60	VINTAGE; 1-5/64, 1-3/32, 1-3/16; Check piston grooving before using; Iron
1	SLEEVE Repair Sleeve	76-68	SL-197M Std Only	VINTAGE; 3/32" wall, cut to length; Press fit sleeve
1	ENGINE BEARINGS Main Set	76-68	4261M Std-1-10-20-30-40-50-60	VINTAGE; 3.824" max. flange OD
1	Rod Set	76-68	8-3230CP Std-10-20-30-40-50	VINTAGE; Squirt hole removed from all Ford V Eng.s; 8-3230CA 60 avail. as unplated & resizeable
1	Rod Set	76-68	8-3230CA 60 60	VINTAGE; Unplated & resizeable; Squirt hole removed from all Ford V Eng.s.
8	Rod Pair	76-68	3230CP Std-1-2-10-20-30-40-50	VINTAGE; Squirt hole removed from all Ford V Eng.s.
1	Cam Set	76-68	1445M Std Only	VINTAGE
1	OIL PUMP Oil Pump	76-68	224-41173	VINTAGE
1	Oil Pump	76-68	224-43365A	VINTAGE; High Pressure
1	Oil Pump	76-68	224-41177	VINTAGE; High Volume, check pan for clearance
1	Inter. Shaft	76-68	224-61114	VINTAGE
1	Screen Assy.	76	224-14159	Ford P-350 Base, Custom; VINTAGE
1	Screen Assy.	76	224-14159	Exc. Ford P-350 Base, Custom; VINTAGE; RWD
1	Screen Assy.	75	224-14159	Ford P-350 Custom; VINTAGE
1	Screen Assy.	75	224-14159	Exc. Ford P-350 Custom; VINTAGE; RWD
1	Screen Assy.	74	224-14159	Ford P-350 Base; VINTAGE
1	Screen Assy.	74	224-14159	Exc. Ford P-350 Base; VINTAGE; RWD
1	Screen Assy.	73-71	224-14159	Ford M-400 Base, P-350 Base; VINTAGE
1	Screen Assy.	73-71	224-14159	Exc. Ford M-400 Base, P-350 Base; VINTAGE; RWD
1	Screen Assy.	70-68	224-14159	Ford P-350 Base; VINTAGE
1	Screen Assy.	70-68	224-14159	Exc. Ford P-350 Base; VINTAGE; RWD
1	GASKETS Kit Gasket Set	77-68	260-1035	VINTAGE; Exh. pipe packing not incl.; Exh. manifold heat shields not incl.
1	FREEZE PLUGS Brass Block Plug Kit	77-68	381-8017	VINTAGE
1	Steel Block Plug Kit	77-68	381-4015	VINTAGE
1	Brass Deep Cup Freeze Plug	77-68	381-9031	1.750" Diameter
1	Steel Deep Cup Freeze Plug	77-68	381-3088	0.448" Diameter
1	Steel Deep Cup Freeze Plug	77-68	381-3092	2.396" Diameter
1	Steel Shallow Cup Freeze Plug	77-68	381-2057	1.750" Diameter

50 361 5.9L (5917cc) OHV V8 (16 Valve), 4.05" Bore (Ford Eng.), 2 Bbl. 1966-1964

QTY	GASKETS	YEARS	PART NO.	DESCRIPTION
1	Kit Gasket Set	66-64	260-1035	VINTAGE; Exh. pipe flange not incl.

51 361 5.9L (5917cc) OHV V8 (16 Valve), 4.05" Bore (Ford Eng.), 4 Bbl. 1966-1964

QTY	GASKETS	YEARS	PART NO.	DESCRIPTION
1	Kit Gasket Set	66-64	260-1035	VINTAGE; Exh. pipe flange not incl.

52 390 6.4L (6392cc) OHV V8 (16 Valve), 4.05" Bore (Ford Eng.), 2 Bbl. "VIN H" 1977-1967

QTY	TIMING	YEARS	PART NO.	DESCRIPTION
1	3 Piece Set	76-73	KT3-494SA3	VINTAGE; w/2 pc. fuel pump ecc.; (1) 222-494; (1) 223-321; (1) 223-448

(continued on next page)

Ford Truck (Incl. SUV's)

390 6.4L (6392cc) OHV V8 (16 Valve), 4.05" Bore (Ford Eng.), 2 Bbl. "VIN H" 1977-1967 52
(cont.)

QTY	TIMING (cont.)	YEARS	PART NO.	DESCRIPTION
1	3 Piece Set	73-68	KT3-494SA1	VINTAGE; w/1 pc. fuel pump ecc.; (1) 222-494; (1) 223-321; (1) 223-396
1	3 Piece Set	67	KT3-169SA2	VINTAGE; (1) 222-169; (1) 223-353; (1) 223-410
1	Timing Chain	76-68	222-494	48 Links
1	Crank Sprocket	76-68	223-321	VINTAGE; 18 Teeth
1	Cam Sprocket	76-74	223-448	VINTAGE; 36 Teeth
1	Cam Sprocket	73	223-448	VINTAGE; From Ser. No. 500001; 36 Teeth
1	Cam Sprocket	73	223-396	VINTAGE; To Ser. No. 500000; Installation doesn't require spacer on cam nose. Older type Eng's. used spacer to fit on cam nose through the ID of thrust plate. New types have the spacer cast into sprocket hub; 36 Teeth
1	Cam Sprocket	72-68	223-396	VINTAGE; Installation doesn't require spacer on cam nose. Older type Eng's. used spacer to fit on cam nose through the ID of thrust plate. New types have the spacer cast into sprocket hub; 36 Teeth
QTY	CAMSHAFT/LIFTER	YEARS	PART NO.	DESCRIPTION
1	Camshaft	76-72	CS-643	VINTAGE; Hydraulic, (050) Duration at .050 Lobe Lift, 199 Exh., 192 Int., 112 Degrees Lobe Separation
1	Camshaft	68	CS-643	VINTAGE; Hydraulic, (050) Duration at .050 Lobe Lift, 199 Exh., 192 Int., 112 Degrees Lobe Separation
1	Prelube		55-403 Std Only	1.5 oz. packet
1	Prelube		55-400 Std Only	4 oz. bottle; 1.5 oz. packet No. 55-403 also avail.
16	Lifter	76-68	HT-2083 Std Only	Hyd.
16	Lifter, Bulk	76-68	HT-2083B Std Only	Hyd.; Carton of 122
QTY	PUSH ROD	YEARS	PART NO.	DESCRIPTION
16	Push Rod	76-68	RP-3227R Std Only	Ball & ball type ends; Chrome-Moly; 9.5950" O.A.L.
16	Push Rod	76-68	RP-3172C Std Only	VINTAGE; 9.5910" O.A.L.
16	Push Rod	76-68	RP-3172B Std Only	VINTAGE; Ball & ball type ends; 9.5600" O.A.L.
16	Push Rod	76-68	RP-3172 Std Only	VINTAGE; Ball & ball type ends; 9.6210" O.A.L.
16	Push Rod	76-68	RP-3172A Std Only	VINTAGE; Ball & ball type ends; 9.6800" O.A.L.
16	Push Rod, Bulk	76-68	BRP-3172B Std Only	VINTAGE; Ball & ball type ends; Carton of 100; 9.5600" O.A.L.
16	Push Rod, Bulk	76-68	BRP-3172 Std Only	VINTAGE; Ball & ball type ends; Carton of 100; 9.6210" O.A.L.
QTY	ROCKER PARTS	YEARS	PART NO.	DESCRIPTION
16	Arm	76-68	R-814 Std Only	VINTAGE; Non-adj.
2	Rocker Shaft	76-68	RS-621 Std Only	VINTAGE
QTY	VALVE	YEARS	PART NO.	DESCRIPTION
8	Exhaust	76-68	V-1853 Std-15	VINTAGE; Chrome plated stem; 1.5580" Head Dia., 0.3715" Stem Dia., 5.4360" O.A.L.
8	Intake	76-73	V-1809 Std Only	VINTAGE; Chrome plated stem; 2.0300" Head Dia., 0.3716" Stem Dia., 5.4440" O.A.L.
8	Intake	72	V-1809 Std Only	VINTAGE; From Ser. No. T4001; Chrome plated stem; 2.0300" Head Dia., 0.3716" Stem Dia., 5.4440" O.A.L.
8	Intake	72	V-1539 Std-15	VINTAGE; To Ser. No. T4000; 2.0270" Head Dia., 0.3716" Stem Dia., 5.4460" O.A.L.
8	Intake	72	V-1809 Std Only	VINTAGE; To Ser. No. T4000; Optional-H/D; Chrome plated stem; 2.0300" Head Dia., 0.3716" Stem Dia., 5.4440" O.A.L.
8	Intake	71-68	V-1539 Std-15	VINTAGE; 2.0270" Head Dia., 0.3716" Stem Dia., 5.4460" O.A.L.
8	Intake	71-68	V-1809 Std Only	VINTAGE; Optional-H/D; Chrome plated stem; 2.0300" Head Dia., 0.3716" Stem Dia., 5.4440" O.A.L.
QTY	VALVE SPRING	YEARS	PART NO.	DESCRIPTION
8	Spring	76	VS-682 Std Only	Ford F-250 Pickup Base, Custom, Northland, Ranger, Ranger XLT, F-350 Pickup Base, Custom, Northland, Ranger, Ranger XLT; VINTAGE; Loc. Exh.; Incl. damper; 2.1200" Free Height
8	Spring	76	VS-682 Std Only	Exc. Ford F-150 Pickup Base, Custom, Northland, Ranger, Ranger XLT, F-500 Pickup Base, Custom, P-350 Base, Custom; VINTAGE; Loc. Int.; Incl. damper; 2.1200" Free Height
8	Spring	75-68	VS-682 Std Only	VINTAGE; Loc. Exh.; Incl. damper; 2.1200" Free Height
8	Spring	75-68	VS-682 Std Only	VINTAGE; Loc. Int.; Incl. damper; 2.1200" Free Height
8	Spring, Bulk	76	VS-682B Std Only	Ford F-250 Pickup Base, Custom, Northland, Ranger, Ranger XLT, F-350 Pickup Base, Custom, Northland, Ranger, Ranger XLT; VINTAGE; Loc. Exh.; Incl. damper; Carton of 200; 2.1200" Free Height
8	Spring, Bulk	76	VS-682B Std Only	Exc. Ford F-150 Pickup Base, Custom, Northland, Ranger, Ranger XLT, F-500 Pickup Base, Custom, P-350 Base, Custom; VINTAGE; Loc. Int.; Incl. damper; Carton of 200; 2.1200" Free Height

VALVE TRAIN

VALVE TRAIN

(continued on next page)

Ford Truck (Incl. SUV's)

52 390 6.4L (6392cc) OHV V8 (16 Valve), 4.05" Bore (Ford Eng.), 2 Bbl. "VIN H" 1977-1967

(cont.)

QTY	VALVE SPRING (cont.)	YEARS	PART NO.	DESCRIPTION
8	Spring, Bulk	75-68	VS-682B Std Only	VINTAGE; Loc. Exh.; Incl. damper; Carton of 200; 2.1200" Free Height
8	Spring, Bulk	75-68	VS-682B Std Only	VINTAGE; Loc. Int.; Incl. damper; Carton of 200; 2.1200" Free Height
QTY	VALVE SEAL	YEARS	PART NO.	DESCRIPTION
16	Valve Stem Seal	76-68	ST-2002 Std Only	Use w/O.E. guide; Installation requires valve guide machining; (PLY) Polyacrylate
16	Valve Stem Seal	76-68	ST-2014 Std Only	Use w/repair guide; Positive type; Installation requires valve guide machining; (TFL) PTFE
16	Valve Stem Seal	76-68	MV-1775C Std Only	VINTAGE; Umbrella type; (PLY) Polyacrylate
16	Valve Stem Seal Bulk	76-68	MV-1775 Std Only	Umbrella type; Carton of 100; (PLY) Polyacrylate
16	Valve Stem Seal Bulk	76-68	ST-2002BC Std Only	Use w/O.E. guide; Positive type; Installation requires valve guide machining; Carton of 100; (PLY) Polyacrylate
16	Valve Stem Seal Bulk	76-68	ST-2014BC Std Only	Use w/repair guide; Positive type; Installation requires valve guide machining; Carton of 100; (TFL) PTFE
QTY	VALVE SEAT	YEARS	PART NO.	DESCRIPTION
8	Seat	76-68	245-1687-1 Std Only	Loc. Exh.; 1.6925" OD, 1.4060" ID, 0.2480" Depth
8	Seat	76-68	245-1687-1N Std Only	Loc. Exh.; Premium Material; 1.6925" OD, 1.4060" ID, 0.2480" Depth
8	Seat	76-68	245-2062-1 Std Only	Loc. Int.; 2.0680" OD, 1.8125" ID, 0.2480" Depth
QTY	VALVE, MISC	YEARS	PART NO.	DESCRIPTION
32	Keeper	76-68	VK-138A Std Only	1 groove; Square cut key groove; Carton pack 24
32	Keeper	76-68	VK-138 Std Only	1 groove; Square cut key groove; Carton pack 32
32	Keeper	76-68	VK-138R Std Only	1 groove; Square cut key groove; Hardened
32	Keeper, Bulk	76-68	VK-138B Std Only	1 groove; Square cut key groove; Carton of 1000
16	Spring Insert	76-68	259-103C Std Only	.015"; ID 1.030"; Carton of 100
16	Spring Insert	76-68	259-103B Std Only	.030"; ID 1.030"; Carton of 100
16	Spring Insert	76-68	259-103BRS Std Only	.030"; ID 1.030"; Carton of 500
16	Spring Insert	76-68	259-103A Std Only	.060"; ID 1.030"; Carton of 100
16	Spring Insert	76-68	259-103ARS Std Only	.060"; ID 1.030"; Carton of 500
8	Rotocap Assy.	72-68	RC-141A Std Only	VINTAGE; Loc. Exh.
8	Rotocap	72-68	RC-141 Std Only	Loc. Exh.
QTY	PISTON	YEARS	PART NO.	DESCRIPTION
8	Cast Piston	76-68	381NP Std-20-30-40-60	VINTAGE; Cast; .9753" Pin Dia.; 1 Ring 5/64 Groove, 1 Ring 3/32 Groove, 1 Ring 3/16 Groove, 1.660 CD, Recessed Head .097 deep x 2.620 dia. w/4 valve pockets
8	Cast Piston - Individual	76-68	W381NP Std-30-40-60	VINTAGE; Cast; .9753" Pin Dia.; 1 Ring 5/64 Groove, 1 Ring 3/32 Groove, 1 Ring 3/16 Groove, 1.660 CD, Recessed Head .097 deep x 2.620 dia. w/4 valve pockets
8	Pin	76-68	P-2217 Std Only	0.6990" Inside Dia., 0.9752" Outside Dia.
8	Pin Bushing	76-67	2304V	VINTAGE; Split type bushing
8	Pin Bushing	76-67	2304V20	VINTAGE; Split type bushing
QTY	RINGS	YEARS	PART NO.	DESCRIPTION
1	Premium Set	76-68	E-180K Std-20-30-40-60	VINTAGE; 1-5/64, 1-3/32, 1-3/16; Check piston grooving before using; Premium Moly
1	Standard Set	76-68	E-180X Std-20-30-40-60	VINTAGE; 1-5/64, 1-3/32, 1-3/16; Check piston grooving before using; Iron
QTY	SLEEVE	YEARS	PART NO.	DESCRIPTION
1	Repair Sleeve	76-68	SL-197M Std Only	VINTAGE; 3/32" wall, cut to length; Press fit sleeve
QTY	ENGINE BEARINGS	YEARS	PART NO.	DESCRIPTION
1	Main Set	76-67	4261M Std-1-10-20-30-40-50-60	VINTAGE; 3.824" max. flange OD
1	Rod Set	76-67	8-3230CP Std-10-20-30-40-50	VINTAGE; Squirt hole removed from all Ford V Eng.; 8-3230CA 60 avail. as unplated & resizeable
1	Rod Set	76-67	8-3230CA 60 60	VINTAGE; Unplated & resizeable; Squirt hole removed from all Ford V Eng.
8	Rod Pair	76-67	3230CP Std-1-2-10-20-30-40-50	VINTAGE; Squirt hole removed from all Ford V Eng.
1	Cam Set	76-67	1445M Std Only	VINTAGE
QTY	OIL PUMP	YEARS	PART NO.	DESCRIPTION
1	Oil Pump	76-68	224-41173	VINTAGE
1	Oil Pump	76-68	224-43365A	VINTAGE; High Pressure
1	Oil Pump	76-68	224-41177	VINTAGE; High Volume, check pan for clearance
1	Inter. Shaft	76-68	224-61114	VINTAGE
1	Screen Assy.	76-68	224-14159	VINTAGE
QTY	GASKETS	YEARS	PART NO.	DESCRIPTION
1	Kit Gasket Set	77-67	260-1035	VINTAGE; Exh. pipe packing not incl.; Exh. manifold heat shields not incl.

(continued on next page)

Ford Truck (Incl. SUV's)

390 6.4L (6392cc) OHV V8 (16 Valve), 4.05" Bore (Ford Eng.), 2 Bbl. "VIN H" 1977-1967 52
(cont.)

BLOCK	QTY	FREEZE PLUGS	YEARS	PART NO.	DESCRIPTION	BLOCK
	1	Brass Block Plug Kit	77-67	381-8017	VINTAGE	
	1	Steel Block Plug Kit	76-67	381-4015	VINTAGE	
	1	Brass Deep Cup Freeze Plug	77-67	381-9031	1.750" Diameter	
	1	Steel Deep Cup Freeze Plug	77-67	381-3088	0.448" Diameter	
	1	Steel Deep Cup Freeze Plug	77-67	381-3092	2.396" Diameter	
	1	Steel Deep Cup Freeze Plug	76-67	381-3088	0.448" Diameter	
	1	Steel Deep Cup Freeze Plug	76-67	381-3092	2.396" Diameter	
	1	Steel Shallow Cup Freeze Plug	76-67	381-2057	1.750" Diameter	

390 6.4L (6392cc) OHV V8 (16 Valve), 4.05" Bore (Ford Eng.), 4 Bbl. "VIN M" 1977-1974 53

VALVE TRAIN	QTY	TIMING	YEARS	PART NO.	DESCRIPTION	VALVE TRAIN
	1	3 Piece Set	76-74	KT3-494SA3	VINTAGE; w/2 pc. fuel pump ecc.; (1) 222-494; (1) 223-321; (1) 223-448	
	1	Timing Chain	76-74	222-494	48 Links	
	1	Crank Sprocket	76-74	223-321	VINTAGE; 18 Teeth	
	1	Cam Sprocket	76-74	223-448	VINTAGE; 36 Teeth	
	QTY	CAMSHAFT/LIFTER	YEARS	PART NO.	DESCRIPTION	
	1	Camshaft	76-74	CS-643	VINTAGE; Hydraulic, (050) Duration at .050 Lobe Lift, 199 Exh., 192 Int., 112 Degrees Lobe Separation	
	1	Prelube		55-403 Std Only	1.5 oz. packet	
	1	Prelube		55-400 Std Only	4 oz. bottle; 1.5 oz. packet No. 55-403 also avail.	
	16	Lifter	76-74	HT-2083 Std Only	Hyd.	
	16	Lifter, Bulk	76-74	HT-2083B Std Only	Hyd.; Carton of 122	
	QTY	PUSH ROD	YEARS	PART NO.	DESCRIPTION	
	16	Push Rod	76-74	RP-3227R Std Only	Ball & ball type ends; Chrome-Moly; 9.5950" O.A.L.	
	16	Push Rod	76-74	RP-3172C Std Only	VINTAGE; 9.5910" O.A.L.	
	16	Push Rod	76-74	RP-3172B Std Only	VINTAGE; Ball & ball type ends; 9.5600" O.A.L.	
	16	Push Rod	76-74	RP-3172 Std Only	VINTAGE; Ball & ball type ends; 9.6210" O.A.L.	
	16	Push Rod	76-74	RP-3172A Std Only	VINTAGE; Ball & ball type ends; 9.6800" O.A.L.	
	16	Push Rod, Bulk	76-74	BRP-3172B Std Only	VINTAGE; Ball & ball type ends; Carton of 100; 9.5600" O.A.L.	
	16	Push Rod, Bulk	76-74	BRP-3172 Std Only	VINTAGE; Ball & ball type ends; Carton of 100; 9.6210" O.A.L.	
	QTY	ROCKER PARTS	YEARS	PART NO.	DESCRIPTION	
	16	Arm	76-74	R-814 Std Only	VINTAGE; Non-adj.	
	2	Rocker Shaft	76-74	RS-621 Std Only	VINTAGE	
	QTY	VALVE	YEARS	PART NO.	DESCRIPTION	
	8	Exhaust	76-74	V-1853 Std-15	VINTAGE; Chrome plated stem; 1.5580" Head Dia., 0.3715" Stem Dia., 5.4360" O.A.L.	
	8	Intake	76-74	V-1809 Std Only	VINTAGE; Chrome plated stem; 2.0300" Head Dia., 0.3716" Stem Dia., 5.4440" O.A.L.	
	QTY	VALVE SPRING	YEARS	PART NO.	DESCRIPTION	
	8	Spring	76	VS-682 Std Only	Ford F-250 Pickup Base, Custom, Northland, Ranger, Ranger XLT, F-350 Pickup Base, Custom, Northland, Ranger, Ranger XLT; VINTAGE; Loc. Exh.; Incl. damper; 2.1200" Free Height	
	8	Spring	76	VS-682 Std Only	Exc. Ford F-150 Pickup Base, Custom, Northland, Ranger, Ranger XLT, F-500 Pickup Base, Custom; VINTAGE; Loc. Int.; Incl. damper; 2.1200" Free Height	
	8	Spring	75-74	VS-682 Std Only	VINTAGE; Loc. Exh.; Incl. damper; 2.1200" Free Height	
	8	Spring	75-74	VS-682 Std Only	VINTAGE; Loc. Int.; Incl. damper; 2.1200" Free Height	
	8	Spring, Bulk	76	VS-682B Std Only	Ford F-250 Pickup Base, Custom, Northland, Ranger, Ranger XLT, F-350 Pickup Base, Custom, Northland, Ranger, Ranger XLT; VINTAGE; Loc. Exh.; Incl. damper; Carton of 200; 2.1200" Free Height	
	8	Spring, Bulk	76	VS-682B Std Only	Exc. Ford F-150 Pickup Base, Custom, Northland, Ranger, Ranger XLT, F-500 Pickup Base, Custom; VINTAGE; Loc. Int.; Incl. damper; Carton of 200; 2.1200" Free Height	
	8	Spring, Bulk	75-74	VS-682B Std Only	VINTAGE; Loc. Exh.; Incl. damper; Carton of 200; 2.1200" Free Height	
	8	Spring, Bulk	75-74	VS-682B Std Only	VINTAGE; Loc. Int.; Incl. damper; Carton of 200; 2.1200" Free Height	
	QTY	VALVE SEAL	YEARS	PART NO.	DESCRIPTION	
	16	Valve Stem Seal	76-74	ST-2002 Std Only	Use w/O.E. guide; Installation requires valve guide machining; (PLY) Polyacrylate	
	16	Valve Stem Seal	76-74	ST-2014 Std Only	Use w/repair guide; Positive type; Installation requires valve guide machining; (TFL) PTFE	
	16	Valve Stem Seal	76-74	MV-1775C Std Only	VINTAGE; Umbrella type; (PLY) Polyacrylate	
	16	Valve Stem Seal Bulk	76-74	MV-1775 Std Only	Umbrella type; Carton of 100; (PLY) Polyacrylate	

(continued on next page)

Ford Truck (Incl. SUV's)

53 390 6.4L (6392cc) OHV V8 (16 Valve), 4.05" Bore (Ford Eng.), 4 Bbl. "VIN M" 1977-1974

(cont.)

VALVE TRAIN		QTY	VALVE SEAL (cont.)	YEARS	PART NO.	DESCRIPTION	VALVE TRAIN
			Valve Stem Seal Bulk	76-74	ST-2002BC Std Only	Use w/O.E. guide; Positive type; Installation requires valve guide machining; Carton of 100; (PLY) Polyacrylate	
		16	Valve Stem Seal Bulk	76-74	ST-2014BC Std Only	Use w/repair guide; Positive type; Installation requires valve guide machining; Carton of 100; (TFL) PTFE	
VALVE SEAT		QTY	VALVE SEAT	YEARS	PART NO.	DESCRIPTION	VALVE SEAT
		8	Seat	76-74	245-1687-1 Std Only	Loc. Exh.; 1.6925" OD, 1.4060" ID, 0.2480" Depth	
		8	Seat	76-74	245-1687-1N Std Only	Loc. Exh.; Premium Material; 1.6925" OD, 1.4060" ID, 0.2480" Depth	
		8	Seat	76-74	245-2062-1 Std Only	Loc. Int.; 2.0680" OD, 1.8125" ID, 0.2480" Depth	
VALVE, MISC		QTY	VALVE, MISC	YEARS	PART NO.	DESCRIPTION	VALVE, MISC
		32	Keeper	76-74	VK-138A Std Only	1 groove; Square cut key groove; Carton pack 24	
		32	Keeper	76-74	VK-138 Std Only	1 groove; Square cut key groove; Carton pack 32	
		32	Keeper	76-74	VK-138R Std Only	1 groove; Square cut key groove; Hardened	
		32	Keeper, Bulk	76-74	VK-138B Std Only	1 groove; Square cut key groove; Carton of 1000	
		16	Spring Insert	76-74	259-103C Std Only	.015"; ID 1.030"; Carton of 100	
		16	Spring Insert	76-74	259-103B Std Only	.030"; ID 1.030"; Carton of 100	
		16	Spring Insert	76-74	259-103BRS Std Only	.030"; ID 1.030"; Carton of 500	
		16	Spring Insert	76-74	259-103A Std Only	.060"; ID 1.030"; Carton of 100	
		16	Spring Insert	76-74	259-103ARS Std Only	.060"; ID 1.030"; Carton of 500	
PISTON		QTY	PISTON	YEARS	PART NO.	DESCRIPTION	PISTON
		8	Cast Piston	76-74	381NP Std-20-30-40-60	VINTAGE; Cast; .9753" Pin Dia.; 1 Ring 5/64 Groove, 1 Ring 3/32 Groove, 1 Ring 3/16 Groove, 1.660 CD, Recessed Head .097 deep x 2.620 dia. w/4 valve pockets	
		8	Cast Piston - Individual	76-74	W381NP Std-30-40-60	VINTAGE; Cast; .9753" Pin Dia.; 1 Ring 5/64 Groove, 1 Ring 3/32 Groove, 1 Ring 3/16 Groove, 1.660 CD, Recessed Head .097 deep x 2.620 dia. w/4 valve pockets	
		8	Pin	76-74	P-2217 Std Only	0.6990" Inside Dia., 0.9752" Outside Dia.	
		8	Pin Bushing	76-74	2304V	VINTAGE; Split type bushing	
8	Pin Bushing	76-74	2304V20	VINTAGE; Split type bushing			
RINGS		QTY	RINGS	YEARS	PART NO.	DESCRIPTION	RINGS
		1	Premium Set	76-74	E-180K Std-20-30-40-60	VINTAGE; 1-5/64, 1-3/32, 1-3/16; Check piston grooving before using; Premium Moly	
1	Standard Set	76-74	E-180X Std-20-30-40-60	VINTAGE; 1-5/64, 1-3/32, 1-3/16; Check piston grooving before using; Iron			
SLEEVE		QTY	SLEEVE	YEARS	PART NO.	DESCRIPTION	SLEEVE
1	Repair Sleeve	76-74	SL-197M Std Only	VINTAGE; 3/32" wall, cut to length; Press fit sleeve			
ENGINE BEARINGS		QTY	ENGINE BEARINGS	YEARS	PART NO.	DESCRIPTION	ENGINE BEARINGS
1	Main Set	76-74	4261M Std-1-10-20-30-40-50-60	VINTAGE; 3.824" max. flange OD			
1	Rod Set	76-74	8-3230CP Std-10-20-30-40-50	VINTAGE; Squirt hole removed from all Ford V Eng.s; 8-3230CA 60 avail. as unplated & resizeable			
1	Rod Set	76-74	8-3230CA 60 60	VINTAGE; Unplated & resizeable; Squirt hole removed from all Ford V Eng.s.			
8	Rod Pair	76-74	3230CP Std-1-2-10-20-30-40-50	VINTAGE; Squirt hole removed from all Ford V Eng.s.			
1	Cam Set	76-74	1445M Std Only	VINTAGE			
OIL PUMP		QTY	OIL PUMP	YEARS	PART NO.	DESCRIPTION	OIL PUMP
1	Oil Pump	76-74	224-41173	VINTAGE			
1	Oil Pump	76-74	224-43365A	VINTAGE; High Pressure			
1	Oil Pump	76-74	224-41177	VINTAGE; High Volume, check pan for clearance			
1	Inter. Shaft	76-74	224-61114	VINTAGE			
1	Screen Assy.	76-74	224-14159	VINTAGE			
GASKETS		QTY	GASKETS	YEARS	PART NO.	DESCRIPTION	GASKETS
1	Kit Gasket Set	77-74	260-1035	VINTAGE; Exh. pipe packing not incl.; Exh. manifold heat shields not incl.			
FREEZE PLUGS		QTY	FREEZE PLUGS	YEARS	PART NO.	DESCRIPTION	FREEZE PLUGS
1	Brass Block Plug Kit	77-74	381-8017	VINTAGE			
1	Steel Block Plug Kit	76-74	381-4015	VINTAGE			
1	Brass Deep Cup Freeze Plug	77-74	381-9031	1.750" Diameter			
1	Steel Deep Cup Freeze Plug	77-74	381-3088	0.448" Diameter			
1	Steel Deep Cup Freeze Plug	77-74	381-3092	2.396" Diameter			
1	Steel Deep Cup Freeze Plug	76-74	381-3088	0.448" Diameter			
1	Steel Deep Cup Freeze Plug	76-74	381-3092	2.396" Diameter			
1	Steel Shallow Cup Freeze Plug	76-74	381-2057	1.750" Diameter			

54 390 6.4L (6392cc) OHV V8 (16 Valve), 4.05" Bore (Ford Eng.), 2 Bbl. "VIN Y" 1969-1967

TIMING		QTY	TIMING	YEARS	PART NO.	DESCRIPTION
1	3 Piece Set	69-68	KT3-494SA1	VINTAGE; w/1 pc. fuel pump ecc.; (1) 222-494; (1) 223-321; (1) 223-396		

(continued on next page)

Ford Truck (Incl. SUV's)

390 6.4L (6392cc) OHV V8 (16 Valve), 4.05" Bore (Ford Eng.), 2 Bbl. "VIN Y" 1969-1967 **54**
(cont.)

QTY	TIMING (cont.)	YEARS	PART NO.	DESCRIPTION
1	Timing Chain	69-68	222-494	48 Links
1	Crank Sprocket	69-68	223-321	VINTAGE; 18 Teeth
1	Cam Sprocket	69-68	223-396	VINTAGE; Installation doesn't require spacer on cam nose. Older type Engs. used spacer to fit on cam nose through the ID of thrust plate. New types have the spacer cast into sprocket hub; 36 Teeth
QTY	CAMSHAFT/LIFTER	YEARS	PART NO.	DESCRIPTION
1	Camshaft	69-68	CS-643	VINTAGE; Hydraulic, (050) Duration at .050 Lobe Lift, 199 Exh., 192 Int., 112 Degrees Lobe Separation
1	Prelube		55-403 Std Only	1.5 oz. packet
1	Prelube		55-400 Std Only	4 oz. bottle; 1.5 oz. packet No. 55-403 also avail.
16	Lifter	69-68	HT-2083 Std Only	Hyd.
16	Lifter, Bulk	69-68	HT-2083B Std Only	Hyd.; Carton of 122
QTY	PUSH ROD	YEARS	PART NO.	DESCRIPTION
16	Push Rod	69-68	RP-3227R Std Only	Ball & ball type ends; Chrome-Moly; 9.5950" O.A.L.
16	Push Rod	69-68	RP-3172C Std Only	VINTAGE; 9.5910" O.A.L.
16	Push Rod	69-68	RP-3172B Std Only	VINTAGE; Ball & ball type ends; 9.5600" O.A.L.
16	Push Rod	69-68	RP-3172 Std Only	VINTAGE; Ball & ball type ends; 9.6210" O.A.L.
16	Push Rod	69-68	RP-3172A Std Only	VINTAGE; Ball & ball type ends; 9.6800" O.A.L.
16	Push Rod, Bulk	69-68	BRP-3172B Std Only	VINTAGE; Ball & ball type ends; Carton of 100; 9.5600" O.A.L.
16	Push Rod, Bulk	69-68	BRP-3172 Std Only	VINTAGE; Ball & ball type ends; Carton of 100; 9.6210" O.A.L.
QTY	ROCKER PARTS	YEARS	PART NO.	DESCRIPTION
16	Arm	69-68	R-814 Std Only	VINTAGE; Non-adj.
2	Rocker Shaft	69-68	RS-621 Std Only	VINTAGE
QTY	VALVE	YEARS	PART NO.	DESCRIPTION
8	Exhaust	69-68	V-1853 Std-15	VINTAGE; Chrome plated stem; 1.5580" Head Dia., 0.3715" Stem Dia., 5.4360" O.A.L.
8	Intake	69-68	V-1539 Std-15	VINTAGE; 2.0270" Head Dia., 0.3716" Stem Dia., 5.4460" O.A.L.
8	Intake	69-68	V-1809 Std Only	VINTAGE; Optional-H/D; Chrome plated stem; 2.0300" Head Dia., 0.3716" Stem Dia., 5.4440" O.A.L.
QTY	VALVE SPRING	YEARS	PART NO.	DESCRIPTION
8	Spring	69-68	VS-682 Std Only	VINTAGE; Loc. Exh.; Incl. damper; 2.1200" Free Height
8	Spring	69-68	VS-682 Std Only	VINTAGE; Loc. Int.; Incl. damper; 2.1200" Free Height
8	Spring, Bulk	69-68	VS-682B Std Only	VINTAGE; Loc. Exh.; Incl. damper; Carton of 200; 2.1200" Free Height
8	Spring, Bulk	69-68	VS-682B Std Only	VINTAGE; Loc. Int.; Incl. damper; Carton of 200; 2.1200" Free Height
QTY	VALVE SEAL	YEARS	PART NO.	DESCRIPTION
16	Valve Stem Seal	69-68	ST-2002 Std Only	Use w/O.E. guide; Installation requires valve guide machining; (PLY) Polyacrylate
16	Valve Stem Seal	69-68	ST-2014 Std Only	Use w/repair guide; Positive type; Installation requires valve guide machining; (TFL) PTFE
16	Valve Stem Seal	69-68	MV-1775C Std Only	VINTAGE; Umbrella type; (PLY) Polyacrylate
16	Valve Stem Seal Bulk	69-68	MV-1775 Std Only	Umbrella type; Carton of 100; (PLY) Polyacrylate
16	Valve Stem Seal Bulk	69-68	ST-2002BC Std Only	Use w/O.E. guide; Positive type; Installation requires valve guide machining; Carton of 100; (PLY) Polyacrylate
16	Valve Stem Seal Bulk	69-68	ST-2014BC Std Only	Use w/repair guide; Positive type; Installation requires valve guide machining; Carton of 100; (TFL) PTFE
QTY	VALVE SEAT	YEARS	PART NO.	DESCRIPTION
8	Seat	69-68	245-1687-1 Std Only	Loc. Exh.; 1.6925" OD, 1.4060" ID, 0.2480" Depth
8	Seat	69-68	245-1687-1N Std Only	Loc. Exh.; Premium Material; 1.6925" OD, 1.4060" ID, 0.2480" Depth
8	Seat	69-68	245-2062-1 Std Only	Loc. Int.; 2.0680" OD, 1.8125" ID, 0.2480" Depth
QTY	VALVE, MISC	YEARS	PART NO.	DESCRIPTION
32	Keeper	69-68	VK-138A Std Only	1 groove; Square cut key groove; Carton pack 24
32	Keeper	69-68	VK-138 Std Only	1 groove; Square cut key groove; Carton pack 32
32	Keeper	69-68	VK-138R Std Only	1 groove; Square cut key groove; Hardened
32	Keeper, Bulk	69-68	VK-138B Std Only	1 groove; Square cut key groove; Carton of 1000
16	Spring Insert	69-68	259-103C Std Only	.015"; ID 1.030"; Carton of 100
16	Spring Insert	69-68	259-103B Std Only	.030"; ID 1.030"; Carton of 100
16	Spring Insert	69-68	259-103BRS Std Only	.030"; ID 1.030"; Carton of 500
16	Spring Insert	69-68	259-103A Std Only	.060"; ID 1.030"; Carton of 100
16	Spring Insert	69-68	259-103ARS Std Only	.060"; ID 1.030"; Carton of 500
8	Rotocap Assy.	69-68	RC-141A Std Only	VINTAGE; Loc. Exh.
8	Rotocap	69-68	RC-141 Std Only	Loc. Exh.

(continued on next page)

Ford Truck (Incl. SUV's)

54 390 6.4L (6392cc) OHV V8 (16 Valve), 4.05" Bore (Ford Eng.), 2 Bbl. "VIN Y" 1969-1967
(cont.)

QTY	PISTON	YEARS	PART NO.	DESCRIPTION
8	Cast Piston	69-68	381NP Std-20-30-40-60	VINTAGE; Cast; .9753" Pin Dia.; 1 Ring 5/64 Groove, 1 Ring 3/32 Groove, 1 Ring 3/16 Groove, 1.660 CD, Recessed Head .097 deep x 2.620 dia. w/4 valve pockets
8	Cast Piston - Individual	69-68	W381NP Std-30-40-60	VINTAGE; Cast; .9753" Pin Dia.; 1 Ring 5/64 Groove, 1 Ring 3/32 Groove, 1 Ring 3/16 Groove, 1.660 CD, Recessed Head .097 deep x 2.620 dia. w/4 valve pockets
8	Pin	69-68	P-2217 Std Only	0.6990" Inside Dia., 0.9752" Outside Dia.
8	Pin Bushing	69-67	2304V	VINTAGE; Split type bushing
8	Pin Bushing	69-67	2304V20	VINTAGE; Split type bushing
QTY	RINGS	YEARS	PART NO.	DESCRIPTION
1	Premium Set	69-68	E-180K Std-20-30-40-60	VINTAGE; 1-5/64, 1-3/32, 1-3/16; Check piston grooving before using; Premium Moly
1	Standard Set	69-68	E-180X Std-20-30-40-60	VINTAGE; 1-5/64, 1-3/32, 1-3/16; Check piston grooving before using; Iron
QTY	SLEEVE	YEARS	PART NO.	DESCRIPTION
1	Repair Sleeve	69-68	SL-197M Std Only	VINTAGE; 3/32" wall, cut to length; Press fit sleeve
QTY	ENGINE BEARINGS	YEARS	PART NO.	DESCRIPTION
1	Main Set	69-67	4261M Std-1-10-20-30-40-50-60	VINTAGE; 3.824" max. flange OD
1	Rod Set	69-67	8-3230CP Std-10-20-30-40-50	VINTAGE; Squirt hole removed from all Ford V Eng.s.; 8-3230CA 60 avail. as unplated & resizeable
1	Rod Set	69-67	8-3230CA 60 60	VINTAGE; Unplated & resizeable; Squirt hole removed from all Ford V Eng.s.
8	Rod Pair	69-67	3230CP Std-1-2-10-20-30-40-50	VINTAGE; Squirt hole removed from all Ford V Eng.s.
1	Cam Set	69-67	1445M Std Only	VINTAGE
QTY	OIL PUMP	YEARS	PART NO.	DESCRIPTION
1	Oil Pump	69-68	224-41173	VINTAGE
1	Oil Pump	69-68	224-43365A	VINTAGE; High Pressure
1	Oil Pump	69-68	224-41177	VINTAGE; High Volume, check pan for clearance
1	Inter. Shaft	69-68	224-61114	VINTAGE
1	Screen Assy.	69-68	224-14159	VINTAGE
QTY	GASKETS	YEARS	PART NO.	DESCRIPTION
1	Kit Gasket Set	69-67	260-1035	VINTAGE; Exh. pipe packing not incl.; Exh. manifold heat shields not incl.
QTY	FREEZE PLUGS	YEARS	PART NO.	DESCRIPTION
1	Brass Block Plug Kit	69-67	381-8017	VINTAGE
1	Steel Block Plug Kit	69-67	381-4015	VINTAGE
1	Brass Deep Cup Freeze Plug	69-67	381-9031	1.750" Diameter
1	Steel Deep Cup Freeze Plug	69-67	381-3088	0.448" Diameter
1	Steel Deep Cup Freeze Plug	69-67	381-3092	2.396" Diameter
1	Steel Shallow Cup Freeze Plug	69-67	381-2057	1.750" Diameter

55 390 6.4L (6392cc) OHV V8 GT (16 Valve), 4.05" Bore (Ford Eng.), 4 Bbl. "VIN S" 1969-1968

QTY	TIMING	YEARS	PART NO.	DESCRIPTION
1	3 Piece Set	69-68	KT3-494SA1	VINTAGE; w/1 pc. fuel pump ecc.; (1) 222-494; (1) 223-321; (1) 223-396
1	Timing Chain	69-68	222-494	48 Links
1	Crank Sprocket	69-68	223-321	VINTAGE; 18 Teeth
1	Cam Sprocket	69-68	223-396	VINTAGE; Installation doesn't require spacer on cam nose. Older type Eng.s. used spacer to fit on cam nose through the ID of thrust plate. New types have the spacer cast into sprocket hub; 36 Teeth
QTY	CAMSHAFT/LIFTER	YEARS	PART NO.	DESCRIPTION
16	Lifter	69-68	HT-2083 Std Only	Hyd.
16	Lifter, Bulk	69-68	HT-2083B Std Only	Hyd.; Carton of 122
QTY	PUSH ROD	YEARS	PART NO.	DESCRIPTION
16	Push Rod	69-68	RP-3227R Std Only	Ball & ball type ends; Chrome-Moly; 9.5950" O.A.L.
16	Push Rod	69-68	RP-3172C Std Only	VINTAGE; 9.5910" O.A.L.
16	Push Rod	69-68	RP-3172B Std Only	VINTAGE; Ball & ball type ends; 9.5600" O.A.L.
16	Push Rod	69-68	RP-3172 Std Only	VINTAGE; Ball & ball type ends; 9.6210" O.A.L.
16	Push Rod	69-68	RP-3172A Std Only	VINTAGE; Ball & ball type ends; 9.6800" O.A.L.
16	Push Rod, Bulk	69-68	BRP-3172B Std Only	VINTAGE; Ball & ball type ends; Carton of 100; 9.5600" O.A.L.
16	Push Rod, Bulk	69-68	BRP-3172 Std Only	VINTAGE; Ball & ball type ends; Carton of 100; 9.6210" O.A.L.
QTY	ROCKER PARTS	YEARS	PART NO.	DESCRIPTION
16	Arm	69-68	R-814 Std Only	VINTAGE; Non-adj.

(continued on next page)

Ford Truck (Incl. SUV's)

390 6.4L (6392cc) OHV V8 GT (16 Valve), 4.05" Bore (Ford Eng.), 4 Bbl. "VIN S" 1969-1968 **55**
(cont.)

QTY	ROCKER PARTS (cont.)	YEARS	PART NO.	DESCRIPTION
2	Rocker Shaft	69-68	RS-621 Std Only	VINTAGE
8	VALVE Exhaust	69-68	V-1853 Std-15	VINTAGE; Chrome plated stem; 1.5580" Head Dia., 0.3715" Stem Dia., 5.4360" O.A.L.
8	Intake	69-68	V-1539 Std-15	VINTAGE; 2.0270" Head Dia., 0.3716" Stem Dia., 5.4460" O.A.L.
8	Intake	69-68	V-1809 Std Only	VINTAGE; Optional-H/D; Chrome plated stem; 2.0300" Head Dia., 0.3716" Stem Dia., 5.4440" O.A.L.
8	VALVE SPRING Spring	69-68	VS-682 Std Only	VINTAGE; Loc. Exh.; Incl. damper; 2.1200" Free Height
8	Spring	69-68	VS-682 Std Only	VINTAGE; Loc. Int.; Incl. damper; 2.1200" Free Height
8	Spring, Bulk	69-68	VS-682B Std Only	VINTAGE; Loc. Exh.; Incl. damper; Carton of 200; 2.1200" Free Height
8	Spring, Bulk	69-68	VS-682B Std Only	VINTAGE; Loc. Int.; Incl. damper; Carton of 200; 2.1200" Free Height
16	VALVE SEAL Valve Stem Seal	69-68	ST-2002 Std Only	Use w/O.E. guide; Installation requires valve guide machining; (PLY) Polyacrylate
16	Valve Stem Seal	69-68	ST-2014 Std Only	Use w/repair guide; Positive type; Installation requires valve guide machining; (TFL) PTFE
16	Valve Stem Seal	69-68	MV-1775C Std Only	VINTAGE; Umbrella type; (PLY) Polyacrylate
16	Valve Stem Seal Bulk	69-68	MV-1775 Std Only	Umbrella type; Carton of 100; (PLY) Polyacrylate
16	Valve Stem Seal Bulk	69-68	ST-2002BC Std Only	Use w/O.E. guide; Positive type; Installation requires valve guide machining; Carton of 100; (PLY) Polyacrylate
16	Valve Stem Seal Bulk	69-68	ST-2014BC Std Only	Use w/repair guide; Positive type; Installation requires valve guide machining; Carton of 100; (TFL) PTFE
8	VALVE SEAT Seat	69-68	245-1687-1 Std Only	Loc. Exh.; 1.6925" OD, 1.4060" ID, 0.2480" Depth
8	Seat	69-68	245-1687-1N Std Only	Loc. Exh.; Premium Material; 1.6925" OD, 1.4060" ID, 0.2480" Depth
8	Seat	69-68	245-2062-1 Std Only	Loc. Int.; 2.0680" OD, 1.8125" ID, 0.2480" Depth
32	VALVE, MISC Keeper	69-68	VK-138A Std Only	1 groove; Square cut key groove; Carton pack 24
32	Keeper	69-68	VK-138 Std Only	1 groove; Square cut key groove; Carton pack 32
32	Keeper	69-68	VK-138R Std Only	1 groove; Square cut key groove; Hardened
32	Keeper, Bulk	69-68	VK-138B Std Only	1 groove; Square cut key groove; Carton of 1000
16	Spring Insert	69-68	259-103C Std Only	.015"; ID 1.030"; Carton of 100
16	Spring Insert	69-68	259-103B Std Only	.030"; ID 1.030"; Carton of 100
16	Spring Insert	69-68	259-103BRS Std Only	.030"; ID 1.030"; Carton of 500
16	Spring Insert	69-68	259-103A Std Only	.060"; ID 1.030"; Carton of 100
16	Spring Insert	69-68	259-103ARS Std Only	.060"; ID 1.030"; Carton of 500
8	Rotocap Assy.	69-68	RC-141A Std Only	VINTAGE; Loc. Exh.
8	Rotocap	69-68	RC-141 Std Only	Loc. Exh.
8	PISTON Cast Piston	69-68	381NP Std-20-30-40-60	VINTAGE; Cast; .9753" Pin Dia.; 1 Ring 5/64 Groove, 1 Ring 3/32 Groove, 1 Ring 3/16 Groove, 1.660 CD, Recessed Head .097 deep x 2.620 dia. w/4 valve pockets
8	Cast Piston - Individual	69-68	W381NP Std-30-40-60	VINTAGE; Cast; .9753" Pin Dia.; 1 Ring 5/64 Groove, 1 Ring 3/32 Groove, 1 Ring 3/16 Groove, 1.660 CD, Recessed Head .097 deep x 2.620 dia. w/4 valve pockets
8	Pin	69-68	P-2217 Std Only	0.6990" Inside Dia., 0.9752" Outside Dia.
8	Pin Bushing	69-68	2304V	VINTAGE; Split type bushing
8	Pin Bushing	69-68	2304V20	VINTAGE; Split type bushing
1	RINGS Premium Set	69-68	E-180K Std-20-30-40-60	VINTAGE; 1-5/64, 1-3/32, 1-3/16; Check piston grooving before using; Premium Moly
1	Standard Set	69-68	E-180X Std-20-30-40-60	VINTAGE; 1-5/64, 1-3/32, 1-3/16; Check piston grooving before using; Iron
1	SLEEVE Repair Sleeve	69-68	SL-197M Std Only	VINTAGE; 3/32" wall, cut to length; Press fit sleeve
1	ENGINE BEARINGS Main Set	69-68	4261M Std-1-10-20-30-40-50-60	VINTAGE; 3.824" max. flange OD
1	Rod Set	69-68	8-3230CP Std-10-20-30-40-50	VINTAGE; Squirt hole removed from all Ford V Engs.; 8-3230CA 60 avail. as unplated & resizeable
1	Rod Set	69-68	8-3230CA 60 60	VINTAGE; Unplated & resizeable; Squirt hole removed from all Ford V Engs.
8	Rod Pair	69-68	3230CP Std-1-2-10-20-30-40-50	VINTAGE; Squirt hole removed from all Ford V Engs.

(continued on next page)

Ford Truck (Incl. SUV's)

55 390 6.4L (6392cc) OHV V8 GT (16 Valve), 4.05" Bore (Ford Eng.), 4 Bbl. "VIN S" 1969-1968
(cont.)

BLOCK	ENGINE BEARINGS					BLOCK
	QTY	(cont.)	YEARS	PART NO.	DESCRIPTION	
	1	Cam Set	69-68	1445M Std Only	VINTAGE	
	QTY	OIL PUMP	YEARS	PART NO.	DESCRIPTION	
	1	Oil Pump	69-68	224-41173	VINTAGE	
	1	Oil Pump	69-68	224-43365A	VINTAGE; High Pressure	
	1	Oil Pump	69-68	224-41177	VINTAGE; High Volume, check pan for clearance	
	1	Inter. Shaft	69-68	224-61114	VINTAGE	
	1	Screen Assy.	69-68	224-14159	VINTAGE	
	QTY	GASKETS	YEARS	PART NO.	DESCRIPTION	
1	Kit Gasket Set	69-68	260-1035	VINTAGE; Exh. pipe packing not incl.; Exh. manifold heat shields not incl.		
QTY	FREEZE PLUGS	YEARS	PART NO.	DESCRIPTION		
1	Brass Block Plug Kit	69-68	381-8017	VINTAGE		
1	Steel Block Plug Kit	69-68	381-4015	VINTAGE		
1	Brass Deep Cup Freeze Plug	69-68	381-9031	1.750" Diameter		
1	Steel Deep Cup Freeze Plug	69-68	381-3088	0.448" Diameter		
1	Steel Deep Cup Freeze Plug	69-68	381-3092	2.396" Diameter		
1	Steel Shallow Cup Freeze Plug	69-68	381-2057	1.750" Diameter		

56 400 6.6L (6556cc) OHV V8 (16 Valve), 4" Bore (Ford Eng.), 2 Bbl. "VIN S" 1980-1972

VALVE TRAIN	QTY	TIMING	YEARS	PART NO.	DESCRIPTION	VALVE TRAIN
	1	3 Piece Set	80-77	KT3-494SA2	(1) 222-494; (1) 223-420A; (1) 223-493	
	1	3 Piece Set	72	KT3-494SA2	(1) 222-494; (1) 223-420A; (1) 223-493	
	1	Timing Chain	80-77	222-494	48 Links	
	1	Timing Chain	76-75	222-498	Exc. Ford P-500 Base, Custom; 48 Links	
	1	Timing Chain	74-72	222-498	48 Links	
	1	Crank Sprocket	80-77	223-493	If engine is equipped with an oil shield, the oil shield must be discarded when installing crankshaft sprocket 223-493; 18 Teeth	
	1	Crank Sprocket	77	223-475	Ford P-500 Base, Custom; VINTAGE; If engine is equipped with an oil shield, the oil shield must be discarded when installing crankshaft sprocket 223-475; 18 Teeth	
	1	Crank Sprocket	76-72	223-475	VINTAGE; If engine is equipped with an oil shield, the oil shield must be discarded when installing crankshaft sprocket 223-475; 18 Teeth	
	1	Crank Sprocket	72	223-493	If engine is equipped with an oil shield, the oil shield must be discarded when installing crankshaft sprocket 223-493; 18 Teeth	
	1	Cam Sprocket	80-77	223-420A	36 Teeth	
	1	Cam Sprocket	72	223-420A	36 Teeth	
	QTY	CAMSHAFT/LIFTER	YEARS	PART NO.	DESCRIPTION	
	1	Camshaft	80-72	CS-667	Hydraulic, (050) Duration at .050 Lobe Lift, 198 Exh., 192 Int., 110 Degrees Lobe Separation	
	1	Prelube		55-403 Std Only	1.5 oz. packet	
	1	Prelube		55-400 Std Only	4 oz. bottle; 1.5 oz. packet No. 55-403 also avail.	
	16	Lifter	80-72	HT-900 Std Only	Hyd.	
	16	Lifter, Bulk	80-72	HT-900B Std Only	Hyd.; Carton of 122	
	QTY	CAM KIT	YEARS	PART NO.	DESCRIPTION	
	1	Cam/Lifter Kit	80-72	KC-667	Hyd.; (1) 55-403B; (1) CS-667; (16) HT-900	
1	Cam/Lifter/Timing Kit	80-77	KCT-667	Hyd.; (1) 55-403B; (1) CS-667; (16) HT-900; (1) KT3-494SA2		
1	Cam/Lifter/Timing Kit	72	KCT-667	Hyd.; (1) 55-403B; (1) CS-667; (16) HT-900; (1) KT3-494SA2		
QTY	PUSH ROD	YEARS	PART NO.	DESCRIPTION		
16	Push Rod	80-77	RP-3186 Std Only	9.5000" O.A.L.		
16	Push Rod, Bulk	80-77	BRP-3186 Std Only	Carton of 100; 9.5000" O.A.L.		
QTY	ROCKER PARTS	YEARS	PART NO.	DESCRIPTION		
16	Arm Assy.	80-77	R-855 Std Only	Incl. arm & pivot		
16	Arm Assy., Bulk	80-77	R-855B Std Only	Incl. arm & pivot; Carton of 64		
16	Arm	80-77	R-855A Std Only			
16	Bolt	80-77	MR-1951 Std Only	5/16" X 18 UNC w/o washer		
16	Bolt	80-77	MR-1847 Std Only	5/16" X 18 UNC w/Washer		
16	Pivot	80-77	MR-1811 Std Only			
QTY	VALVE	YEARS	PART NO.	DESCRIPTION		
8	Exhaust	80-78	V-2095 Std-15	Chrome plated stem; 1.6560" Head Dia., 0.3414" Stem Dia., 5.0500" O.A.L.		
8	Exhaust	77-72	V-2030 Std-15	VINTAGE; 4 groove; Chrome plated stem; 1.6550" Head Dia., 0.3414" Stem Dia., 5.0500" O.A.L.		

(continued on next page)

Ford Truck (Incl. SUV's)

400 6.6L (6556cc) OHV V8 (16 Valve), 4" Bore (Ford Eng.), 2 Bbl. "VIN S" 1980-1972 56
(cont.)

QTY	VALVE (cont.)	YEARS	PART NO.	DESCRIPTION
8	Exhaust, Bulk	77-72	V-2030B 15	VINTAGE; Chrome plated stem; 4 groove; Carton of 25; 1.6550" Head Dia., 0.3564" Stem Dia., 5.0500" O.A.L.
8	Intake	80	V-2142 Std Only	1 groove; Chrome plated stem; 2.0400" Head Dia., 0.3420" Stem Dia., 5.2310" O.A.L.
8	Intake	79-78	V-2142 Std Only	From Ser. No. CG0001; 1 groove; Chrome plated stem; 2.0400" Head Dia., 0.3420" Stem Dia., 5.2310" O.A.L.
8	Intake	78	V-2075 Std-15	VINTAGE; To Ser. No. CG0000; 4 groove; Chrome plated stem; 2.0410" Head Dia., 0.3420" Stem Dia., 5.2310" O.A.L.
8	Intake	77-72	V-2075 Std-15	VINTAGE; 4 groove; Chrome plated stem; 2.0410" Head Dia., 0.3420" Stem Dia., 5.2310" O.A.L.
QTY	VALVE GUIDE	YEARS	PART NO.	DESCRIPTION
16	Guide	80-72	VG-5005H Std Only	Hardened; 0.3430" ID, 2.2500" O.A.L
16	Guide	80-72	VG-5005 Std Only	Plain; 0.3430" ID, 2.2500" O.A.L
16	Guide	80-72	VG-5005T Std Only	Threaded; 0.3425" ID, 2.2500" O.A.L
16	Guide, Bulk	80-72	VG-5005B Std Only	Plain; Carton of 50; 0.3430" ID, 2.2500" O.A.L
16	Guide, Bulk	80-72	VG-5005TB Std Only	Threaded; Carton of 50; 0.3425" ID, 2.2500" O.A.L
QTY	VALVE SPRING	YEARS	PART NO.	DESCRIPTION
8	Spring	80-78	VS-1435 Std Only	Loc. Exh.; 1.9650" Free Height
8	Spring	80-78	VS-703 Std Only	Loc. Int.; 2.0560" Free Height
8	Spring	80-72	VS-661 Std Only	Loc. Int.; Incl. damper; 2.0460" Free Height
16	Spring	77-72	VS-703 Std Only	2.0560" Free Height
8	Spring, Bulk	80-78	VS-1435B Std Only	Loc. Exh.; Carton of 250; 1.9650" Free Height
8	Spring, Bulk	80-78	VS-703B Std Only	Loc. Int.; Carton of 250; 2.0560" Free Height
16	Spring, Bulk	77-72	VS-703B Std Only	Carton of 250; 2.0560" Free Height
QTY	VALVE SEAL	YEARS	PART NO.	DESCRIPTION
16	Valve Stem Seal	80-77	ST-2001 Std Only	Positive type; Installation requires valve guide machining; (RBBTF) Rubber/PTFE
16	Valve Stem Seal	80-77	MV-1817C Std Only	Umbrella type; (PLY) Polyacrylate
16	Valve Stem Seal Bulk	80-77	ST-2001BC Std Only	Positive type; Installation requires valve guide machining; Carton of 100; (RBBTF) Rubber/PTFE
16	Valve Stem Seal Bulk	80-77	MV-1817 Std Only	Umbrella type; Carton of 100; (PLY) Polyacrylate
QTY	VALVE SEAT	YEARS	PART NO.	DESCRIPTION
8	Seat	80-72	245-1750-2 Std Only	Loc. Exh.; 1.7550" OD, 1.5000" ID, 0.2160" Depth
8	Seat	80-72	245-1750-2N Std Only	Loc. Exh.; Premium Material; 1.7550" OD, 1.5000" ID, 0.2160" Depth
8	Seat	80-72	245-2125-2 Std Only	Loc. Int.; 2.1305" OD, 1.8750" ID, 0.2480" Depth
QTY	VALVE, MISC	YEARS	PART NO.	DESCRIPTION
32	Keeper	80-77	VK-115A Std Only	1 groove; Square cut key groove; Carton pack 24
32	Keeper	80-77	VK-115 Std Only	1 groove; Square cut key groove; Carton pack 32
32	Keeper	80-77	VK-115R Std Only	1 groove; Square cut key groove; Hardened
32	Keeper	80-77	VK-205 Std Only	4 groove
32	Keeper	80-77	VK-205R Std Only	4 groove; Hardened
32	Keeper, Bulk	80-77	VK-115B Std Only	1 groove; Square cut key groove; Carton of 1000
16	Spring Insert	80-72	259-103C Std Only	.015"; ID 1.030"; Carton of 100
16	Spring Insert	80-72	259-103B Std Only	.030"; ID 1.030"; Carton of 100
16	Spring Insert	80-72	259-103BRS Std Only	.030"; ID 1.030"; Carton of 500
16	Spring Insert	80-72	259-103A Std Only	.060"; ID 1.030"; Carton of 100
16	Spring Insert	80-72	259-103ARS Std Only	.060"; ID 1.030"; Carton of 500
QTY	PISTON	YEARS	PART NO.	DESCRIPTION
8	Cast Piston	80-72	427NP Std-20-30-40-60	Cast; .9751" Pin Dia.; 2 Rings 5/64 Groove, 1 Ring 3/16 Groove, 1.630 CD, Recessed Head .145 deep x 3.000 dia. w/2 valve reliefs - 7.9:1 C.R.
8	Cast Piston - Individual	80-72	W427NP 30 30	Cast; .9751" Pin Dia.; 2 Rings 5/64 Groove, 1 Ring 3/16 Groove, 1.630 CD, Recessed Head .145 deep x 3.000 dia. w/2 valve reliefs - 7.9:1 C.R.
8	Cast Piston - Individual	80-72	W427P 20 20	Cast; .9751" Pin Dia.; 2 Rings 5/64 Groove, 1 Ring 3/16 Groove, 1.630 CD, Recessed Head .145 deep x 3.000 dia. w/2 valve reliefs - 7.9:1 C.R.
8	Pin	80-77	P-2217 Std Only	0.6990" Inside Dia., 0.9752" Outside Dia.
QTY	RINGS	YEARS	PART NO.	DESCRIPTION
1	Premium Set	80-77	E-251KC Std-20-30-40-60	2-5/64, 1-3/16; Premium Chrome
1	Premium Set	80-77	E-251K Std-10-20-30-40-60	2-5/64, 1-3/16; Premium Moly
1	Standard Set	80-77	E-251X Std-10-20-30-40-60-80	2-5/64, 1-3/16; Iron
8	Premium Single Cylinder Set	80-77	WE-251K Std-30-40-60	2-5/64, 1-3/16; Premium Moly
8	Standard Single Cylinder Set	80-77	WE-251X Std-30-40-60	2-5/64, 1-3/16; Iron
QTY	ENGINE BEARINGS	YEARS	PART NO.	DESCRIPTION
1	Main Set	80-77	5078M Std-1-10-20-30-40	.020" O/S length flange brg.
1	Main Set	80-77	7154M 10 10-20-30	
1	Main Set	80-77	5078MA Std-1-10-20-30-40	A-Series aluminum bearings

(continued on next page)

Ford Truck (Incl. SUV's)

56 400 6.6L (6556cc) OHV V8 (16 Valve), 4" Bore (Ford Eng.), 2 Bbl. "VIN S" 1980-1972
(cont.)

BLOCK	ENGINE BEARINGS					BLOCK
	QTY	(cont.)	YEARS	PART NO.	DESCRIPTION	
	1	Rod Set	80-77	8-3400CP	Std-1-10-20-30-40	
	8	Rod Pair	80-77	3400CP	Std-1-10-20-30-40	
	1	Cam Set	80-77	1403M	Std Only Babbitt material; Full round design	
	QTY	OIL PUMP	YEARS	PART NO.	DESCRIPTION	
	1	Oil Pump	80-77	224-41166		
	1	Oil Pump	80-77	224-41166V	High Volume, check pan for clearance	
	1	Pump Repair Kit	80-77	224-51139		
	1	Inter. Shaft	80-77	224-61166		
1	Screen Assy.	80	224-12166			
1	Screen Assy.	79	224-11166	Exc. Ford Bronco Custom, Ranger XLT; VINTAGE; RWD		
1	Screen Assy.	78	224-11166	Exc. Ford Bronco Custom, Northland, Ranger XLT; VINTAGE; RWD		
1	Screen Assy.	77	224-11166	VINTAGE; RWD		
QTY	GASKETS	YEARS	PART NO.	DESCRIPTION		
1	Kit Gasket Set	80-72	260-1014	Int. manifold gskt. not incl.; Premium valve stem seals incl.		
1	Valley Pan Gasket Set	80-75	260-4004			
QTY	FREEZE PLUGS	YEARS	PART NO.	DESCRIPTION		
1	Brass Block Plug Kit	80-77	381-8016			
1	Brass Block Plug Kit	72	381-8016			
1	Steel Block Plug Kit	80-77	381-4018			
1	Steel Block Plug Kit	72	381-4018			
1	Steel Shallow Cup Freeze Plug	80-77	381-2157	2.250" Diameter		
1	Steel Shallow Cup Freeze Plug	72	381-2157	2.250" Diameter		
KITS	RE-RING KIT					KITS
	YEARS	DESCRIPTION		PREMIUM KIT NO.	ECONOMY KIT NO.	
	80-77	Int. manifold gskt. not incl.; Premium valve stem seals incl.	Re-ring	205-624	205-124	
	80-77	Int. manifold gskt. not incl.; Incl. A-Series aluminum bearings ; Premium valve stem seals incl.	Re-ring w/Mains	205-624AM	205-124AM	
	OVERHAUL KIT					
	YEARS	DESCRIPTION		PREMIUM KIT NO.	ECONOMY KIT NO.	
80-77	Int. manifold gskts. not incl.; Premium valve stem seals incl.	Master w/o Rods & Mains	505-624P	505-124P		
80-77	Int. manifold gskts. not incl.; Incl. A-Series aluminum bearings ; Premium valve stem seals incl.	Master	MKP-624P	MKP-124P		
80-77	Int. manifold gskts. not incl.; Incl. A-Series aluminum bearings ; Premium valve stem seals incl.	Master w/o Pistons	MK-624J	MK-124J		

57 428 7.0L (7015cc) OHV V8 (16 Valve), 4.13" Bore (Ford Eng.), 4 Bbl. "VIN Q" 1969-1968

VALVE TRAIN	QTY	TIMING	YEARS	PART NO.	DESCRIPTION	VALVE TRAIN
	1	3 Piece Set	69	KT3-494SA1	VINTAGE; w/1 pc. fuel pump ecc.; (1) 222-494; (1) 223-321; (1) 223-396	
	1	3 Piece Set	68	KT3-494SA1	Ford Ranchero Base; VINTAGE; w/1 pc. fuel pump ecc.; (1) 222-494; (1) 223-321; (1) 223-396	
	1	Timing Chain	69	222-494	48 Links	
	1	Timing Chain	68	222-494	Ford Ranchero Base; 48 Links	
	1	Crank Sprocket	69	223-321	VINTAGE; 18 Teeth	
	1	Crank Sprocket	68	223-321	Ford Ranchero Base; VINTAGE; 18 Teeth	
	1	Cam Sprocket	69	223-396	VINTAGE; Installation doesn't require spacer on cam nose. Older type Eng. used spacer to fit on cam nose through the ID of thrust plate. New types have the spacer cast into sprocket hub; 36 Teeth	
	1	Cam Sprocket	68	223-396	Ford Ranchero Base; VINTAGE; Installation doesn't require spacer on cam nose. Older type Eng. used spacer to fit on cam nose through the ID of thrust plate. New types have the spacer cast into sprocket hub; 36 Teeth	
	QTY	CAMSHAFT/LIFTER	YEARS	PART NO.	DESCRIPTION	
1	Camshaft	69	CS-642	VINTAGE; Hydraulic, (050) Duration at .050 Lobe Lift, 200 Exh., 200 Int., 110 Degrees Lobe Separation		
1	Prelube		55-403	Std Only 1.5 oz. packet		
1	Prelube		55-400	Std Only 4 oz. bottle; 1.5 oz. packet No. 55-403 also avail.		
16	Lifter	69	HT-2083	Std Only Hyd.		
16	Lifter, Bulk	69	HT-2083B	Std Only Hyd.; Carton of 122		
QTY	PUSH ROD	YEARS	PART NO.	DESCRIPTION		
16	Push Rod	69	RP-3172C	Std Only VINTAGE; 9.5910" O.A.L.		
16	Push Rod	69	RP-3172B	Std Only VINTAGE; Ball & ball type ends; 9.5600" O.A.L.		

(continued on next page)

Ford Truck (Incl. SUV's)

428 7.0L (7015cc) OHV V8 (16 Valve), 4.13" Bore (Ford Eng.), 4 Bbl. "VIN Q" 1969-1968 57
(cont.)

QTY	PART NO.	YEARS	DESCRIPTION
16	PUSH ROD (cont.)		
16	Push Rod	69	RP-3172 Std Only VINTAGE; Ball & ball type ends; 9.6210" O.A.L.
16	Push Rod	69	RP-3172A Std Only VINTAGE; Ball & ball type ends; 9.6800" O.A.L.
16	Push Rod, Bulk	69	BRP-3172B Std Only VINTAGE; Ball & ball type ends; Carton of 100; 9.5600" O.A.L.
16	Push Rod, Bulk	69	BRP-3172 Std Only VINTAGE; Ball & ball type ends; Carton of 100; 9.6210" O.A.L.
QTY	ROCKER PARTS	YEARS	PART NO.
16	Arm	69	R-814 Std Only VINTAGE; Non-adj.
2	Rocker Shaft	69	RS-621 Std Only VINTAGE
QTY	VALVE	YEARS	PART NO.
8	Exhaust	69	V-1875 Std Only Chrome plated stem; 1.6520" Head Dia., 0.3705" Stem Dia., 5.4260" O.A.L.
8	Intake	69	V-1876 Std Only Chrome plated stem; 2.0870" Head Dia., .3710" Stem Dia., 5.4470" O.A.L.
QTY	VALVE SPRING	YEARS	PART NO.
16	Spring	69	VS-717 Std Only VINTAGE; Incl. damper; 2.0260" Free Height
QTY	VALVE SEAL	YEARS	PART NO.
16	Valve Stem Seal	69	ST-2002 Std Only Installation requires valve guide machining; (PLY) Polyacrylate
16	Valve Stem Seal	69	MV-1775C Std Only VINTAGE; Umbrella type; (PLY) Polyacrylate
16	Valve Stem Seal Bulk	69	ST-2002BC Std Only Positive type; Installation requires valve guide machining; Carton of 100; (PLY) Polyacrylate
16	Valve Stem Seal Bulk	69	MV-1775 Std Only Umbrella type; Carton of 100; (PLY) Polyacrylate
QTY	VALVE SEAT	YEARS	PART NO.
8	Seat	69	245-1750-2 Std Only Loc. Exh.; 1.7550" OD, 1.5000" ID, 0.2160" Depth
8	Seat	69	245-1750-2N Std Only Loc. Exh.; Premium Material; 1.7550" OD, 1.5000" ID, 0.2160" Depth
8	Seat	69	245-2250-1 Std Only Loc. Int.; Machine ID to fit; 2.2555" OD, 1.9375" ID, 0.1855" Depth
QTY	VALVE, MISC	YEARS	PART NO.
32	Keeper	69	VK-138A Std Only 1 groove; Square cut key groove; Carton pack 24
32	Keeper	69	VK-138 Std Only 1 groove; Square cut key groove; Carton pack 32
32	Keeper	69	VK-138R Std Only 1 groove; Square cut key groove; Hardened
32	Keeper, Bulk	69	VK-138B Std Only 1 groove; Square cut key groove; Carton of 1000
16	Spring Insert	69	259-306A Std Only .060"; Carton of 100
16	Spring Insert	69	259-306B Std Only VINTAGE; .030"; Carton of 100
QTY	PISTON	YEARS	PART NO.
8	Cast Piston	69	354P Std-30-40-60 VINTAGE; Cast; .9753" Pin Dia.; 2 Rings 5/64 Groove, 1 Ring 3/16 Groove, 1.665 CD, Recessed Head .120 deep - 10.2:1 C.R.
8	Cast Piston - Individual	69	W354P Std-30-40-60 VINTAGE; Cast; .9753" Pin Dia.; 2 Rings 5/64 Groove, 1 Ring 3/16 Groove, 1.665 CD, Recessed Head .120 deep - 10.2:1 C.R.
8	Pin Bushing	69	2304V VINTAGE; Split type bushing
8	Pin Bushing	69	2304V20 VINTAGE; Split type bushing
QTY	RINGS	YEARS	PART NO.
1	Premium Set	69	E-261K Std-30-40-60 VINTAGE; 2-5/64, 1-3/16; Premium Moly
1	Standard Set	69	E-261X Std-30-40 VINTAGE; 2-5/64, 1-3/16; Iron
QTY	ENGINE BEARINGS	YEARS	PART NO.
1	Main Set	69	4261M Std-1-10-20-30-40-50-60 VINTAGE; 3.824" max. flange OD
1	Rod Set	69	8-3230CP Std-10-20-30-40-50 VINTAGE; Squirt hole removed from all Ford V Engs.; 8-3230CA 60 avail. as unplated & resizeable
1	Rod Set	69	8-3230CA 60 60 VINTAGE; Unplated & resizeable; Squirt hole removed from all Ford V Engs.
8	Rod Pair	69	3230CP Std-1-2-10-20-30-40-50 VINTAGE; Squirt hole removed from all Ford V Engs.
1	Cam Set	69	1445M Std Only VINTAGE
QTY	GASKETS	YEARS	PART NO.
1	Kit Gasket Set	69-68	260-1035 VINTAGE; Exh. pipe flange not incl.; Exh. manifold heat shields not incl.
QTY	FREEZE PLUGS	YEARS	PART NO.
1	Brass Block Plug Kit	69-68	381-8017 VINTAGE
1	Steel Block Plug Kit	69-68	381-4015 VINTAGE
1	Brass Deep Cup Freeze Plug	69-68	381-9031 1.750" Diameter
1	Steel Deep Cup Freeze Plug	69-68	381-3088 0.448" Diameter
1	Steel Deep Cup Freeze Plug	69-68	381-3092 2.396" Diameter
1	Steel Shallow Cup Freeze Plug	69-68	381-2057 1.750" Diameter

Ford Truck (Incl. SUV's)

58 428 7.0L (7015cc) OHV V8 Cobra Jet/Super Cobra Jet (16 Valve), 4.13" Bore (Ford Eng.), 4 Bbl. "VIN R" 1969-1968

QTY	TIMING	YEARS	PART NO.	DESCRIPTION
1	3 Piece Set	69	KT3-494SA1	VINTAGE; w/1 pc. fuel pump ecc.; (1) 222-494; (1) 223-321; (1) 223-396
1	Timing Chain	69	222-494	48 Links
1	Crank Sprocket	69	223-321	VINTAGE; 18 Teeth
1	Cam Sprocket	69	223-396	VINTAGE; Installation doesn't require spacer on cam nose. Older type Eng. used spacer to fit on cam nose through the ID of thrust plate. New types have the spacer cast into sprocket hub; 36 Teeth
QTY	CAMSHAFT/LIFTER	YEARS	PART NO.	DESCRIPTION
1	Camshaft	69	CS-642	VINTAGE; Hydraulic, (050) Duration at .050 Lobe Lift, 200 Exh., 200 Int., 110 Degrees Lobe Separation
1	Prelube		55-403 Std Only	1.5 oz. packet
1	Prelube		55-400 Std Only	4 oz. bottle; 1.5 oz. packet No. 55-403 also avail.
16	Lifter	69	HT-2083 Std Only	Hyd.
16	Lifter, Bulk	69	HT-2083B Std Only	Hyd.; Carton of 122
QTY	PUSH ROD	YEARS	PART NO.	DESCRIPTION
16	Push Rod	69	RP-3172C Std Only	VINTAGE; 9.5910" O.A.L.
16	Push Rod	69	RP-3172B Std Only	VINTAGE; Ball & ball type ends; 9.5600" O.A.L.
16	Push Rod	69	RP-3172 Std Only	VINTAGE; Ball & ball type ends; 9.6210" O.A.L.
16	Push Rod	69	RP-3172A Std Only	VINTAGE; Ball & ball type ends; 9.6800" O.A.L.
16	Push Rod, Bulk	69	BRP-3172B Std Only	VINTAGE; Ball & ball type ends; Carton of 100; 9.5600" O.A.L.
16	Push Rod, Bulk	69	BRP-3172 Std Only	VINTAGE; Ball & ball type ends; Carton of 100; 9.6210" O.A.L.
QTY	ROCKER PARTS	YEARS	PART NO.	DESCRIPTION
16	Arm	69	R-814 Std Only	VINTAGE; Non-adj.
2	Rocker Shaft	69	RS-621 Std Only	VINTAGE
QTY	VALVE	YEARS	PART NO.	DESCRIPTION
8	Exhaust	69	V-1875 Std Only	Chrome plated stem; 1.6520" Head Dia., 0.3705" Stem Dia., 5.4260" O.A.L.
8	Intake	69	V-1876 Std Only	Chrome plated stem; 2.0870" Head Dia., .3710" Stem Dia., 5.4470" O.A.L.
QTY	VALVE SPRING	YEARS	PART NO.	DESCRIPTION
16	Spring	69	VS-717 Std Only	VINTAGE; Incl. damper; 2.0260" Free Height
QTY	VALVE SEAL	YEARS	PART NO.	DESCRIPTION
16	Valve Stem Seal	69	ST-2002 Std Only	Installation requires valve guide machining; (PLY) Polyacrylate
16	Valve Stem Seal	69	MV-1775C Std Only	VINTAGE; Umbrella type; (PLY) Polyacrylate
16	Valve Stem Seal Bulk	69	ST-2002BC Std Only	Positive type; Installation requires valve guide machining; Carton of 100; (PLY) Polyacrylate
16	Valve Stem Seal Bulk	69	MV-1775 Std Only	Umbrella type; Carton of 100; (PLY) Polyacrylate
QTY	VALVE SEAT	YEARS	PART NO.	DESCRIPTION
8	Seat	69	245-1750-2 Std Only	Loc. Exh.; 1.7550" OD, 1.5000" ID, 0.2160" Depth
8	Seat	69	245-1750-2N Std Only	Loc. Exh.; Premium Material; 1.7550" OD, 1.5000" ID, 0.2160" Depth
8	Seat	69	245-2250-1 Std Only	Loc. Int.; Machine ID to fit; 2.2555" OD, 1.9375" ID, 0.1855" Depth
QTY	VALVE, MISC	YEARS	PART NO.	DESCRIPTION
32	Keeper	69	VK-138A Std Only	1 groove; Square cut key groove; Carton pack 24
32	Keeper	69	VK-138 Std Only	1 groove; Square cut key groove; Carton pack 32
32	Keeper	69	VK-138R Std Only	1 groove; Square cut key groove; Hardened
32	Keeper, Bulk	69	VK-138B Std Only	1 groove; Square cut key groove; Carton of 1000
16	Spring Insert	69	259-306A Std Only	.060"; Carton of 100
16	Spring Insert	69	259-306B Std Only	VINTAGE; .030"; Carton of 100
QTY	PISTON	YEARS	PART NO.	DESCRIPTION
8	Cast Piston	69	354P Std-30-40-60	VINTAGE; Cast; .9753" Pin Dia.; 2 Rings 5/64 Groove, 1 Ring 3/16 Groove, 1.665 CD, Recessed Head .120 deep - 10.2:1 C.R.
8	Cast Piston - Individual	69	W354P Std-30-40-60	VINTAGE; Cast; .9753" Pin Dia.; 2 Rings 5/64 Groove, 1 Ring 3/16 Groove, 1.665 CD, Recessed Head .120 deep - 10.2:1 C.R.
8	Pin Bushing	69	2304V	VINTAGE; Split type bushing
8	Pin Bushing	69	2304V20	VINTAGE; Split type bushing
QTY	RINGS	YEARS	PART NO.	DESCRIPTION
1	Premium Set	69	E-261K Std-30-40-60	VINTAGE; 2-5/64, 1-3/16; Premium Moly
1	Standard Set	69	E-261X Std-30-40	VINTAGE; 2-5/64, 1-3/16; Iron
QTY	ENGINE BEARINGS	YEARS	PART NO.	DESCRIPTION
1	Main Set	69	4261M Std-1-10-20-30-40-50-60	VINTAGE; 3.824" max. flange OD

VALVE TRAIN

VALVE TRAIN

BLOCK

BLOCK

(continued on next page)

Ford Truck (Incl. SUV's)

428 7.0L (7015cc) OHV V8 Cobra Jet/Super Cobra Jet (16 Valve), 4.13" Bore (Ford Eng.), 4 Bbl. "VIN R" 58
1969-1968 (cont.)

BLOCK	QTY	ENGINE BEARINGS	YEARS	PART NO.	DESCRIPTION	BLOCK
	1	(cont.) Rod Set	69	8-3230CP Std-10-20-30-40-50	VINTAGE; Squirt hole removed from all Ford V Eng.s.; 8-3230CA 60 avail. as unplated & resizeable	
	1	Rod Set	69	8-3230CA 60 60	VINTAGE; Unplated & resizeable; Squirt hole removed from all Ford V Eng.s.	
	8	Rod Pair	69	3230CP Std-1-2-10-20-30-40-50	VINTAGE; Squirt hole removed from all Ford V Eng.s.	
	1	Cam Set	69	1445M Std Only	VINTAGE	
QTY	GASKETS		YEARS	PART NO.	DESCRIPTION	
1	Kit Gasket Set		69-68	260-1035	VINTAGE; Int. manifold gskts. not incl.; Exh. pipe flange not incl.; Exh. manifold heat shields not incl.	
QTY	FREEZE PLUGS		YEARS	PART NO.	DESCRIPTION	
1	Brass Block Plug Kit		69-68	381-8017	VINTAGE	
1	Steel Block Plug Kit		69-68	381-4015	VINTAGE	
1	Brass Deep Cup Freeze Plug		69-68	381-9031	1.750" Diameter	
1	Steel Deep Cup Freeze Plug		69-68	381-3088	0.448" Diameter	
1	Steel Deep Cup Freeze Plug		69-68	381-3092	2.396" Diameter	
1	Steel Shallow Cup Freeze Plug		69-68	381-2057	1.750" Diameter	

429 7.0L (7031cc) OHV V8 (16 Valve), 4.36" Bore (Ford Eng.), 4 Bbl. "VIN N" 1973-1970 59

VALVE TRAIN	QTY	TIMING	YEARS	PART NO.	DESCRIPTION	VALVE TRAIN
	1	3 Piece Set	73-72	KT3-491S	Std. Eng.s.; (1) 222-491; (1) 223-420A; (1) 223-421	
	1	3 Piece Set	73-70	KT3-491SA	VINTAGE; (1) 222-491; (1) 223-420A; (1) 223-493	
	1	Timing Chain	73-70	222-491	52 Links	
	1	Crank Sprocket	73-70	223-493	If engine is equipped with an oil shield, the oil shield must be discarded when installing crankshaft sprocket 223-493; 18 Teeth	
	1	Cam Sprocket	73-70	223-420A	36 Teeth	
QTY	CAMSHAFT/LIFTER		YEARS	PART NO.	DESCRIPTION	
1	Camshaft		73-70	CS-648	Hydraulic, (050) Duration at .050 Lobe Lift, 206 Exh., 193 Int., 113 Degrees Lobe Separation	
1	Prelube			55-403 Std Only	1.5 oz. packet	
1	Prelube			55-400 Std Only	4 oz. bottle; 1.5 oz. packet No. 55-403 also avail.	
16	Lifter		73-70	HT-900 Std Only	Hyd.	
16	Lifter, Bulk		73-70	HT-900B Std Only	Hyd.; Carton of 122	
QTY	CAM KIT		YEARS	PART NO.	DESCRIPTION	
1	Cam/Lifter Kit		73-70	KC-648	Hyd.; (1) 55-403B; (1) CS-648; (16) HT-900	
QTY	VALVE		YEARS	PART NO.	DESCRIPTION	
8	Exhaust		73	V-1984 Std-15	Chrome plated stem; 1.6530" Head Dia., 0.3419" Stem Dia., 4.9830" O.A.L.	
8	Exhaust		72-70	V-1849 Std Only	VINTAGE; Chrome plated stem; 1.6540" Head Dia., 0.3420" Stem Dia., 5.0830" O.A.L.	
8	Intake		73	V-3929 Std-15	Chrome plated stem; 2.0830" Head Dia., 0.3419" Stem Dia., 5.1980" O.A.L.	
8	Intake		72-70	V-1850 Std Only	VINTAGE; Chrome plated stem; 2.0830" Head Dia., 0.3420" Stem Dia., 5.2880" O.A.L.	
8	Intake, Bulk		73	V-3929B 15 15	Chrome plated stem; Carton of 25; 2.0830" Head Dia., 0.3569" Stem Dia., 5.1980" O.A.L.	
QTY	VALVE GUIDE		YEARS	PART NO.	DESCRIPTION	
16	Guide		73-70	VG-5061 Std Only	0.3430" ID, 2.3800" O.A.L.	
QTY	VALVE SPRING		YEARS	PART NO.	DESCRIPTION	
16	Spring		73-70	VS-703 Std Only	2.0560" Free Height	
16	Spring		73-70	VS-661 Std Only	Incl. damper; 2.0460" Free Height	
16	Spring, Bulk		73-70	VS-703B Std Only	Carton of 250; 2.0560" Free Height	
QTY	VALVE SEAT		YEARS	PART NO.	DESCRIPTION	
8	Seat		73-70	245-1750-2 Std Only	Loc. Exh.; 1.7550" OD, 1.5000" ID, 0.2160" Depth	
8	Seat		73-70	245-1750-2N Std Only	Loc. Exh.; Premium Material; 1.7550" OD, 1.5000" ID, 0.2160" Depth	
8	Seat		73-70	245-2250-1 Std Only	Loc. Int.; Machine ID to fit; 2.2555" OD, 1.9375" ID, 0.1855" Depth	
QTY	VALVE, MISC		YEARS	PART NO.	DESCRIPTION	
16	Spring Insert		73-70	259-103C Std Only	.015"; ID 1.030"; Carton of 100	
16	Spring Insert		73-70	259-103B Std Only	.030"; ID 1.030"; Carton of 100	
16	Spring Insert		73-70	259-103BRS Std Only	.030"; ID 1.030"; Carton of 500	
16	Spring Insert		73-70	259-103A Std Only	.060"; ID 1.030"; Carton of 100	
16	Spring Insert		73-70	259-103ARS Std Only	.060"; ID 1.030"; Carton of 500	

(continued on next page)

Ford Truck (Incl. SUV's)

59 429 7.0L (7031cc) OHV V8 (16 Valve), 4.36" Bore (Ford Eng.), 4 Bbl. "VIN N" 1973-1970

(cont.)

QTY	PISTON	YEARS	PART NO.	DESCRIPTION	BLOCK	
						DESCRIPTION
8	Cast Piston	73-70	413AP Std-20-30-40-60	VINTAGE; Cast; 1.0402" Pin Dia.; 2 Rings 5/64 Groove, 1 Ring 3/16 Groove, 1.883 CD, Oblong Recessed Head .120 deep - 8.0:1 C.R.		
8	Cast Piston - Individual	73-70	W413AP 30 30-40-60	VINTAGE; Cast; 1.0402" Pin Dia.; 2 Rings 5/64 Groove, 1 Ring 3/16 Groove, 1.883 CD, Oblong Recessed Head .120 deep - 8.0:1 C.R.		
1	Premium Set	73-70	E-897K Std-30-40-60	2-2.00MM, 1-4.00MM; w/Shallow oil ring groove; Premium Moly		
1	Premium Set	73-70	E-296K Std-20-30-40-60	2-5/64, 1-3/16; Premium Moly		
1	Standard Set	73-70	E-296X Std-20-30-40-60	2-5/64, 1-3/16; Iron		
1	Main Set	73-70	4907M Std-1-10-20-30-40	Babbitt material; Full round design		
1	Rod Set	73-70	8-3360CPA Std-1-10-20-30-40			
8	Rod Pair	73-70	3360CPA Std-1-10-20-30-40			
1	Cam Set	73-70	1414M Std Only			
1	Oil Pump	73-70	224-41139V	VINTAGE; High Volume, check pan for clearance; Incl. 224-14160 screen		
1	Oil Pump	73-70	224-41139	VINTAGE; Use w/224-12139		
1	Pump Repair Kit	73-70	224-51139			
1	Inter. Shaft	73-70	224-61127			
1	Screen Assy.	73-70	224-14160	Bolt-on type screen		
1	Screen Assy.	73-70	224-12139	VINTAGE; Press-in type screen		
1	Kit Gasket Set	73-70	260-1013	Exh. pipe packing not incl.; Exh. manifold heat shields not incl.; Premium valve stem seals incl.		
1	Brass Block Plug Kit	73-70	381-8018	2.500" Diameter		
1	Steel Block Plug Kit	73-70	381-4021			
1	Steel Shallow Cup Freeze Plug	73-70	381-2194			
RE-RING KIT					KIT NO.	ECONOMY KIT NO.
73-70	Exh. pipe packing not incl.; Exh. heat shields not incl.; Premium valve stem seals incl.	Re-ring	205-637	205-137		
73-70	Exh. pipe packing not incl.; Exh. heat shields not incl.; Premium valve stem seals incl.	Re-ring w/Mains	205-637M	205-137M	KIT NO.	

60 429 7.0L (7031cc) OHV V8 (16 Valve), 4.36" Bore (Ford Eng.), 4 Bbl. "VIN R" 1971

QTY	TIMING	YEARS	PART NO.	DESCRIPTION	VALVE TRAIN
1	3 Piece Set	71	KT3-491SA	VINTAGE; (1) 222-491; (1) 223-420A; (1) 223-493	
1	Timing Chain	71	222-491	52 Links	
1	Crank Sprocket	71	223-493	If engine is equipped with an oil shield, the oil shield must be discarded when installing crankshaft sprocket 223-493; 18 Teeth	
1	Cam Sprocket	71	223-420A	36 Teeth	
1	Camshaft	71	CS-648	Hydraulic, (050) Duration at .050 Lobe Lift, 206 Exh., 193 Int., 113 Degrees Lobe Separation	
1	Prelube		55-403 Std Only	1.5 oz. packet	
1	Prelube		55-400 Std Only	4 oz. bottle; 1.5 oz. packet No. 55-403 also avail.	
16	Lifter	71	HT-900 Std Only	Hyd.	
16	Lifter, Bulk	71	HT-900B Std Only	Hyd.; Carton of 122	
1	Cam/Lifter Kit	71	KC-648	Hyd.; (1) 55-403B; (1) CS-648; (16) HT-900	
8	Exhaust	71	V-1849 Std Only	VINTAGE; Chrome plated stem; 1.6540" Head Dia., 0.3420" Stem Dia., 5.0830" O.A.L.	
8	Intake	71	V-1850 Std Only	VINTAGE; Chrome plated stem; 2.0830" Head Dia., 0.3420" Stem Dia., 5.2880" O.A.L.	
16	Guide	71	VG-5061 Std Only	0.3430" ID, 2.3800" O.A.L	
16	Spring	71	VS-703 Std Only	2.0560" Free Height	
16	Spring	71	VS-661 Std Only	Incl. damper; 2.0460" Free Height	
16	Spring, Bulk	71	VS-703B Std Only	Carton of 250; 2.0560" Free Height	

(continued on next page)

Ford Truck (Incl. SUV's)

429 7.0L (7031cc) OHV V8 (16 Valve), 4.36" Bore (Ford Eng.), 4 Bbl. "VIN R" 1971 60
(cont.)

QTY	VALVE SEAT	YEARS	PART NO.	DESCRIPTION	
8	Seat	71	245-1750-2 Std Only	Loc. Exh.; 1.7550" OD, 1.5000" ID, 0.2160" Depth	
8	Seat	71	245-1750-2N Std Only	Loc. Exh.; Premium Material; 1.7550" OD, 1.5000" ID, 0.2160" Depth	
8	Seat	71	245-2250-1 Std Only	Loc. Int.; Machine ID to fit; 2.2555" OD, 1.9375" ID, 0.1855" Depth	
QTY	VALVE, MISC	YEARS	PART NO.	DESCRIPTION	
16	Spring Insert	71	259-103C Std Only	.015"; ID 1.030"; Carton of 100	
16	Spring Insert	71	259-103B Std Only	.030"; ID 1.030"; Carton of 100	
16	Spring Insert	71	259-103BRS Std Only	.030"; ID 1.030"; Carton of 500	
16	Spring Insert	71	259-103A Std Only	.060"; ID 1.030"; Carton of 100	
16	Spring Insert	71	259-103ARS Std Only	.060"; ID 1.030"; Carton of 500	
QTY	PISTON	YEARS	PART NO.	DESCRIPTION	
8	Cast Piston	71	413AP Std-20-30-40-60	VINTAGE; Cast; 1.0402" Pin Dia.; 2 Rings 5/64 Groove, 1 Ring 3/16 Groove, 1.883 CD, Oblong Recessed Head .120 deep - 8.0:1 C.R.	
8	Cast Piston - Individual	71	W413AP 30 30-40-60	VINTAGE; Cast; 1.0402" Pin Dia.; 2 Rings 5/64 Groove, 1 Ring 3/16 Groove, 1.883 CD, Oblong Recessed Head .120 deep - 8.0:1 C.R.	
QTY	RINGS	YEARS	PART NO.	DESCRIPTION	
1	Premium Set	71	E-897K Std-30-40-60	2-2.00MM, 1-4.00MM; w/Shallow oil ring groove; Premium Moly	
1	Premium Set	71	E-296K Std-20-30-40-60	2-5/64, 1-3/16; Premium Moly	
1	Standard Set	71	E-296X Std-20-30-40-60	2-5/64, 1-3/16; Iron	
QTY	ENGINE BEARINGS	YEARS	PART NO.	DESCRIPTION	
1	Main Set	71	4907M Std-1-10-20-30-40		
1	Rod Set	71	8-3360CPA Std-1-10-20-30-40		
8	Rod Pair	71	3360CPA Std-1-10-20-30-40		
1	Cam Set	71	1414M Std Only	Babbitt material; Full round design	
QTY	OIL PUMP	YEARS	PART NO.	DESCRIPTION	
1	Oil Pump	71	224-41139V	VINTAGE; High Volume, check pan for clearance; Incl. 224-14160 screen	
1	Oil Pump	71	224-41139	VINTAGE; Use w/224-12139	
1	Pump Repair Kit	71	224-51139		
1	Inter. Shaft	71	224-61127		
1	Screen Assy.	71	224-14160	Bolt-on type screen	
1	Screen Assy.	71	224-12139	VINTAGE; Press-in type screen	
QTY	GASKETS	YEARS	PART NO.	DESCRIPTION	
1	Kit Gasket Set	71	260-1013	Exh. pipe packing not incl.; Exh. manifold heat shields not incl.; Premium valve stem seals incl.	
QTY	FREEZE PLUGS	YEARS	PART NO.	DESCRIPTION	
1	Brass Block Plug Kit	71	381-8018		
1	Steel Block Plug Kit	71	381-4021		
1	Steel Shallow Cup Freeze Plug	71	381-2194	2.500" Diameter	
KITS	RE-RING KIT			PREMIUM	ECONOMY
	YEARS	DESCRIPTION		KIT NO.	KIT NO.
	71	Exh. pipe packing not incl.; Exh. heat shields not incl.; Premium valve stem seals incl.	Re-ring	205-637	205-137
71	Exh. pipe packing not incl.; Exh. heat shields not incl.; Premium valve stem seals incl.	Re-ring w/Mains	205-637M	205-137M	

429 7.0L (7031cc) OHV V8 Cobra Jet/Super Cobra Jet (16 Valve), 4.36" Bore (Ford Eng.), 4 Bbl. "VIN C" 1971-1970 61

QTY	TIMING	YEARS	PART NO.	DESCRIPTION
1	3 Piece Set	71-70	KT3-491SA	VINTAGE; (1) 222-491; (1) 223-420A; (1) 223-493
1	Timing Chain	71-70	222-491	52 Links
1	Crank Sprocket	71-70	223-493	If engine is equipped with an oil shield, the oil shield must be discarded when installing crankshaft sprocket 223-493; 18 Teeth
1	Cam Sprocket	71-70	223-420A	36 Teeth
QTY	CAMSHAFT/LIFTER	YEARS	PART NO.	DESCRIPTION
1	Camshaft	71-70	CS-648	Hydraulic, (050) Duration at .050 Lobe Lift, 206 Exh., 193 Int., 113 Degrees Lobe Separation
1	Prelube		55-403 Std Only	1.5 oz. packet
1	Prelube		55-400 Std Only	4 oz. bottle; 1.5 oz. packet No. 55-403 also avail.
16	Lifter	71-70	HT-900 Std Only	Hyd.
16	Lifter, Bulk	71-70	HT-900B Std Only	Hyd.; Carton of 122

(continued on next page)

Ford Truck (Incl. SUV's)

61 429 7.0L (7031cc) OHV V8 Cobra Jet/Super Cobra Jet (16 Valve), 4.36" Bore (Ford Eng.), 4 Bbl. "VIN C"
(cont.) 1971-1970

QTY	CAM KIT	YEARS	PART NO.	DESCRIPTION	VALVE TRAIN
1	Cam/Lifter Kit	71-70	KC-648	Hyd.; (1) 55-403B; (1) CS-648; (16) HT-900	VALVE TRAIN
8	Exhaust	71-70	V-1849 Std Only	VINTAGE; Chrome plated stem; 1.6540" Head Dia., 0.3420" Stem Dia., 5.0830" O.A.L.	
8	Intake	71-70	V-1850 Std Only	VINTAGE; Chrome plated stem; 2.0830" Head Dia., 0.3420" Stem Dia., 5.2880" O.A.L.	
16	Guide	71-70	VG-5061 Std Only	0.3430" ID, 2.3800" O.A.L.	
16	Spring	71-70	VS-703 Std Only	2.0560" Free Height	
16	Spring	71-70	VS-661 Std Only	Incl. damper; 2.0460" Free Height	
16	Spring, Bulk	71-70	VS-703B Std Only	Carton of 250; 2.0560" Free Height	
8	Seat	71-70	245-1750-2 Std Only	Loc. Exh.; 1.7550" OD, 1.5000" ID, 0.2160" Depth	
8	Seat	71-70	245-1750-2N Std Only	Loc. Exh.; Premium Material; 1.7550" OD, 1.5000" ID, 0.2160" Depth	
8	Seat	71-70	245-2250-1 Std Only	Loc. Int.; Machine ID to fit; 2.2555" OD, 1.9375" ID, 0.1855" Depth	
16	Spring Insert	71-70	259-103C Std Only	.015"; ID 1.030"; Carton of 100	VALVE TRAIN
16	Spring Insert	71-70	259-103B Std Only	.030"; ID 1.030"; Carton of 100	
16	Spring Insert	71-70	259-103BRS Std Only	.030"; ID 1.030"; Carton of 500	
16	Spring Insert	71-70	259-103A Std Only	.060"; ID 1.030"; Carton of 100	
16	Spring Insert	71-70	259-103ARS Std Only	.060"; ID 1.030"; Carton of 500	
8	Cast Piston	71-70	413AP Std-20-30-40-60	VINTAGE; Cast; 1.0402" Pin Dia.; 2 Rings 5/64 Groove, 1 Ring 3/16 Groove, 1.883 CD, Oblong Recessed Head .120 deep - 8.0:1 C.R.	
8	Cast Piston - Individual	71-70	W413AP 30 30-40-60	VINTAGE; Cast; 1.0402" Pin Dia.; 2 Rings 5/64 Groove, 1 Ring 3/16 Groove, 1.883 CD, Oblong Recessed Head .120 deep - 8.0:1 C.R.	
1	Premium Set	71-70	E-897K Std-30-40-60	2-2.00MM, 1-4.00MM; w/Shallow oil ring groove; Premium Moly	
1	Premium Set	71-70	E-296K Std-20-30-40-60	2-5/64, 1-3/16; Premium Moly	
1	Standard Set	71-70	E-296X Std-20-30-40-60	2-5/64, 1-3/16; Iron	
1	Main Set	71-70	4907M Std-1-10-20-30-40	DESCRIPTION	
1	Rod Set	71-70	8-3360CPA Std-1-10-20-30-40		
8	Rod Pair	71-70	3360CPA Std-1-10-20-30-40		
1	Cam Set	71-70	1414M Std Only		
1	Oil Pump	71-70	224-41139V		
1	Oil Pump	71-70	224-41139	VINTAGE; High Volume, check pan for clearance; Incl. 224-14160 screen	
1	Pump Repair Kit	71-70	224-51139	VINTAGE; Use w/224-12139	
1	Inter. Shaft	71-70	224-61127		
1	Screen Assy.	71-70	224-14160	Bolt-on type screen	
1	Screen Assy.	71-70	224-12139	VINTAGE; Press-in type screen	
1	Kit Gasket Set	71-70	260-1013	DESCRIPTION	
1	Brass Block Plug Kit	71-70	381-8018	Int. manifold gskts. not incl.; Exh. pipe packing not incl.; Exh. manifold heat shields not incl.; Premium valve stem seals incl.	
1	Steel Block Plug Kit	71-70	381-4021		
1	Steel Shallow Cup Freeze Plug	71-70	381-2194	2.500" Diameter	
71-70	RE-RING KIT				KITS
71-70	DESCRIPTION				
71-70	Exh. pipe packing not incl.; Exh. heat shields not incl.; Premium valve stem seals incl.	Re-ring	205-637	205-137	
71-70	Exh. pipe packing not incl.; Exh. heat shields not incl.; Premium valve stem seals incl.	Re-ring w/Mains	205-637M	205-137M	

Ford Truck (Incl. SUV's)

429 7.0L (7031cc) OHV V8 Cobra Jet/Super Cobra Jet (16 Valve), 4.36" Bore (Ford Eng.), 4 Bbl. "VIN J" 62
1971-1970

QTY	TIMING	YEARS	PART NO.	DESCRIPTION
1	3 Piece Set	71-70	KT3-491SA	VINTAGE; (1) 222-491; (1) 223-420A; (1) 223-493
1	Timing Chain	71-70	222-491	52 Links
1	Crank Sprocket	71-70	223-493	If engine is equipped with an oil shield, the oil shield must be discarded when installing crankshaft sprocket 223-493; 18 Teeth
1	Cam Sprocket	71-70	223-420A	36 Teeth
QTY	CAMSHAFT/LIFTER	YEARS	PART NO.	DESCRIPTION
1	Camshaft	71-70	CS-648	Hydraulic, (050) Duration at .050 Lobe Lift, 206 Exh., 193 Int., 113 Degrees Lobe Separation
1	Prelube		55-403 Std Only	1.5 oz. packet
1	Prelube		55-400 Std Only	4 oz. bottle; 1.5 oz. packet No. 55-403 also avail.
16	Lifter	71-70	HT-900 Std Only	Hyd.
16	Lifter, Bulk	71-70	HT-900B Std Only	Hyd.; Carton of 122
QTY	CAM KIT	YEARS	PART NO.	DESCRIPTION
1	Cam/Lifter Kit	71-70	KC-648	Hyd.; (1) 55-403B; (1) CS-648; (16) HT-900
QTY	VALVE	YEARS	PART NO.	DESCRIPTION
8	Exhaust	71-70	V-1849 Std Only	VINTAGE; Chrome plated stem; 1.6540" Head Dia., 0.3420" Stem Dia., 5.0830" O.A.L.
8	Intake	71-70	V-1850 Std Only	VINTAGE; Chrome plated stem; 2.0830" Head Dia., 0.3420" Stem Dia., 5.2880" O.A.L.
QTY	VALVE GUIDE	YEARS	PART NO.	DESCRIPTION
16	Guide	71-70	VG-5061 Std Only	0.3430" ID, 2.3800" O.A.L.
QTY	VALVE SPRING	YEARS	PART NO.	DESCRIPTION
16	Spring	71-70	VS-703 Std Only	2.0560" Free Height
16	Spring	71-70	VS-661 Std Only	Incl. damper; 2.0460" Free Height
16	Spring, Bulk	71-70	VS-703B Std Only	Carton of 250; 2.0560" Free Height
QTY	VALVE SEAT	YEARS	PART NO.	DESCRIPTION
8	Seat	71-70	245-1750-2 Std Only	Loc. Exh.; 1.7550" OD, 1.5000" ID, 0.2160" Depth
8	Seat	71-70	245-1750-2N Std Only	Loc. Exh.; Premium Material; 1.7550" OD, 1.5000" ID, 0.2160" Depth
8	Seat	71-70	245-2250-1 Std Only	Loc. Int.; Machine ID to fit; 2.2555" OD, 1.9375" ID, 0.1855" Depth
QTY	VALVE, MISC	YEARS	PART NO.	DESCRIPTION
16	Spring Insert	71-70	259-103C Std Only	.015"; ID 1.030"; Carton of 100
16	Spring Insert	71-70	259-103B Std Only	.030"; ID 1.030"; Carton of 100
16	Spring Insert	71-70	259-103BRS Std Only	.030"; ID 1.030"; Carton of 500
16	Spring Insert	71-70	259-103A Std Only	.060"; ID 1.030"; Carton of 100
16	Spring Insert	71-70	259-103ARS Std Only	.060"; ID 1.030"; Carton of 500
QTY	PISTON	YEARS	PART NO.	DESCRIPTION
8	Cast Piston	71-70	413AP Std-20-30-40-60	VINTAGE; Cast; 1.0402" Pin Dia.; 2 Rings 5/64 Groove, 1 Ring 3/16 Groove, 1.883 CD, Oblong Recessed Head .120 deep - 8.0:1 C.R.
8	Cast Piston - Individual	71-70	W413AP 30 30-40-60	VINTAGE; Cast; 1.0402" Pin Dia.; 2 Rings 5/64 Groove, 1 Ring 3/16 Groove, 1.883 CD, Oblong Recessed Head .120 deep - 8.0:1 C.R.
QTY	RINGS	YEARS	PART NO.	DESCRIPTION
1	Premium Set	71-70	E-897K Std-30-40-60	2-2.00MM, 1-4.00MM; w/Shallow oil ring groove; Premium Moly
1	Premium Set	71-70	E-296K Std-20-30-40-60	2-5/64, 1-3/16; Premium Moly
1	Standard Set	71-70	E-296X Std-20-30-40-60	2-5/64, 1-3/16; Iron
QTY	ENGINE BEARINGS	YEARS	PART NO.	DESCRIPTION
1	Main Set	71-70	4907M Std-1-10-20-30-40	
1	Rod Set	71-70	8-3360CPA Std-1-10-20-30-40	
8	Rod Pair	71-70	3360CPA Std-1-10-20-30-40	
1	Cam Set	71-70	1414M Std Only	Babbitt material; Full round design
QTY	OIL PUMP	YEARS	PART NO.	DESCRIPTION
1	Oil Pump	71-70	224-41139V	VINTAGE; High Volume, check pan for clearance; Incl. 224-14160 screen
1	Oil Pump	71-70	224-41139	VINTAGE; Use w/224-12139
1	Pump Repair Kit	71-70	224-51139	
1	Inter. Shaft	71-70	224-61127	
1	Screen Assy.	71-70	224-14160	Bolt-on type screen
1	Screen Assy.	71-70	224-12139	VINTAGE; Press-in type screen
QTY	GASKETS	YEARS	PART NO.	DESCRIPTION
1	Kit Gasket Set	71-70	260-1013	Int. manifold gskts. not incl.; Exh. pipe packing not incl.; Exh. manifold heat shields not incl.; Premium valve stem seals incl.

(continued on next page)

Ford Truck (Incl. SUV's)

62 429 7.0L (7031cc) OHV V8 Cobra Jet/Super Cobra Jet (16 Valve), 4.36" Bore (Ford Eng.), 4 Bbl. "VIN J" (cont.) 1971-1970

QTY	FREEZE PLUGS	YEARS	PART NO.	DESCRIPTION
1	Brass Block Plug Kit	71-70	381-8018	
1	Steel Block Plug Kit	71-70	381-4021	
1	Steel Shallow Cup Freeze Plug	71-70	381-2194	2.500" Diameter

K I T S	RE-RING KIT			PREMIUM	ECONOMY	K I T S
	YEARS	DESCRIPTION		KIT NO.	KIT NO.	
	71-70	Exh. pipe packing not incl.; Exh. heat shields not incl.; Premium valve stem seals incl.	Re-ring	205-637	205-137	
	71-70	Exh. pipe packing not incl.; Exh. heat shields not incl.; Premium valve stem seals incl.	Re-ring w/Mains	205-637M	205-137M	

63 429 7.0L (7031cc) OHV V8 Police (16 Valve), 4.36" Bore (Ford Eng.), 4 Bbl. "VIN P" 1972-1971

QTY	TIMING	YEARS	PART NO.	DESCRIPTION
1	3 Piece Set	72-71	KT3-491SA	VINTAGE; (1) 222-491; (1) 223-420A; (1) 223-493
1	Timing Chain	72-71	222-491	52 Links
1	Crank Sprocket	72-71	223-493	If engine is equipped with an oil shield, the oil shield must be discarded when installing crankshaft sprocket 223-493; 18 Teeth
1	Cam Sprocket	72-71	223-420A	36 Teeth

QTY	CAMSHAFT/LIFTER	YEARS	PART NO.	DESCRIPTION
1	Camshaft	72-71	CS-648	Hydraulic, (.050) Duration at .050 Lobe Lift, 206 Exh., 193 Int., 113 Degrees Lobe Separation
1	Prelube		55-403 Std Only	1.5 oz. packet
1	Prelube		55-400 Std Only	4 oz. bottle; 1.5 oz. packet No. 55-403 also avail.
16	Lifter	72-71	HT-900 Std Only	Hyd.
16	Lifter, Bulk	72-71	HT-900B Std Only	Hyd.; Carton of 122

QTY	CAM KIT	YEARS	PART NO.	DESCRIPTION
1	Cam/Lifter Kit	72-71	KC-648	Hyd.; (1) 55-403B; (1) CS-648; (16) HT-900

QTY	VALVE	YEARS	PART NO.	DESCRIPTION
8	Exhaust	72-71	V-1849 Std Only	VINTAGE; Chrome plated stem; 1.6540" Head Dia., 0.3420" Stem Dia., 5.0830" O.A.L.
8	Intake	72-71	V-1850 Std Only	VINTAGE; Chrome plated stem; 2.0830" Head Dia., 0.3420" Stem Dia., 5.2880" O.A.L.

QTY	VALVE GUIDE	YEARS	PART NO.	DESCRIPTION
16	Guide	72-71	VG-5061 Std Only	0.3430" ID, 2.3800" O.A.L

QTY	VALVE SPRING	YEARS	PART NO.	DESCRIPTION
16	Spring	72-71	VS-703 Std Only	2.0560" Free Height
16	Spring	72-71	VS-661 Std Only	Incl. damper; 2.0460" Free Height
16	Spring, Bulk	72-71	VS-703B Std Only	Carton of 250; 2.0560" Free Height

QTY	VALVE SEAT	YEARS	PART NO.	DESCRIPTION
8	Seat	72-71	245-1750-2 Std Only	Loc. Exh.; 1.7550" OD, 1.5000" ID, 0.2160" Depth
8	Seat	72-71	245-1750-2N Std Only	Loc. Exh.; Premium Material; 1.7550" OD, 1.5000" ID, 0.2160" Depth
8	Seat	72-71	245-2250-1 Std Only	Loc. Int.; Machine ID to fit; 2.2555" OD, 1.9375" ID, 0.1855" Depth

QTY	VALVE, MISC	YEARS	PART NO.	DESCRIPTION
16	Spring Insert	72-71	259-103C Std Only	.015"; ID 1.030"; Carton of 100
16	Spring Insert	72-71	259-103B Std Only	.030"; ID 1.030"; Carton of 100
16	Spring Insert	72-71	259-103BRS Std Only	.030"; ID 1.030"; Carton of 500
16	Spring Insert	72-71	259-103A Std Only	.060"; ID 1.030"; Carton of 100
16	Spring Insert	72-71	259-103ARS Std Only	.060"; ID 1.030"; Carton of 500

QTY	PISTON	YEARS	PART NO.	DESCRIPTION
8	Cast Piston	72-71	413AP Std-20-30-40-60	VINTAGE; Cast; 1.0402" Pin Dia.; 2 Rings 5/64 Groove, 1 Ring 3/16 Groove, 1.883 CD, Oblong Recessed Head .120 deep - 8.0:1 C.R.
8	Cast Piston - Individual	72-71	W413AP 30 30-40-60	VINTAGE; Cast; 1.0402" Pin Dia.; 2 Rings 5/64 Groove, 1 Ring 3/16 Groove, 1.883 CD, Oblong Recessed Head .120 deep - 8.0:1 C.R.

QTY	RINGS	YEARS	PART NO.	DESCRIPTION
1	Premium Set	72-71	E-897K Std-30-40-60	2-2.00MM, 1-4.00MM; w/Shallow oil ring groove; Premium Moly
1	Premium Set	72-71	E-296K Std-20-30-40-60	2-5/64, 1-3/16; Premium Moly
1	Standard Set	72-71	E-296X Std-20-30-40-60	2-5/64, 1-3/16; Iron

QTY	ENGINE BEARINGS	YEARS	PART NO.	DESCRIPTION
1	Main Set	72-71	4907M Std-1-10-20-30-40	
1	Rod Set	72-71	8-3360CPA Std-1-10-20-30-40	
8	Rod Pair	72-71	3360CPA Std-1-10-20-30-40	

(continued on next page)

Ford Truck (Incl. SUV's)

429 7.0L (7031cc) OHV V8 Police (16 Valve), 4.36" Bore (Ford Eng.), 4 Bbl. "VIN P" 1972-1971 **63**
(cont.)

BLOCK	QTY	ENGINE BEARINGS	YEARS	PART NO.	DESCRIPTION		
	1	Cam Set	72-71	1414M Std Only	Babbitt material; Full round design		
	QTY	OIL PUMP	YEARS	PART NO.	DESCRIPTION		
	1	Oil Pump	72-71	224-41139V	VINTAGE; High Volume, check pan for clearance; Incl. 224-14160 screen		
	1	Oil Pump	72-71	224-41139	VINTAGE; Use w/224-12139		
1	Pump Repair Kit	72-71	224-51139				
1	Inter. Shaft	72-71	224-61127				
1	Screen Assy.	72-71	224-14160	Bolt-on type screen			
1	Screen Assy.	72-71	224-12139	VINTAGE; Press-in type screen			
QTY	GASKETS	YEARS	PART NO.	DESCRIPTION			
1	Kit Gasket Set	72-71	260-1013	Exh. pipe packing not incl.; Exh. manifold heat shields not incl.; Premium valve stem seals incl.			
QTY	FREEZE PLUGS	YEARS	PART NO.	DESCRIPTION			
1	Brass Block Plug Kit	72-71	381-8018				
1	Steel Block Plug Kit	72-71	381-4021				
1	Steel Shallow Cup Freeze Plug	72-71	381-2194	2.500" Diameter			
KITS	RE-RING KIT					PREMIUM KIT NO.	ECONOMY KIT NO.
	YEARS	DESCRIPTION					
	72-71	Exh. pipe packing not incl.; Exh. heat shields not incl.; Premium valve stem seals incl.	Re-ring			205-637	205-137
72-71	Exh. pipe packing not incl.; Exh. heat shields not incl.; Premium valve stem seals incl.	Re-ring w/Mains			205-637M	205-137M	

460 7.5L (7539cc) OHV V8 (16 Valve), 4.36" Bore (Ford Eng.), 4 Bbl. "VIN A" 1979-1973 **64**

VALVE TRAIN	QTY	TIMING	YEARS	PART NO.	DESCRIPTION		
	1	3 Piece Set	79-73	KT3-491S	(1) 222-491; (1) 223-420A; (1) 223-421		
	1	Timing Chain	79-73	222-491	52 Links		
	1	Crank Sprocket	73	223-493	If engine is equipped with an oil shield, the oil shield must be discarded when installing crankshaft sprocket 223-493; 18 Teeth		
	1	Cam Sprocket	79-73	223-420A	36 Teeth		
	QTY	CAMSHAFT/LIFTER	YEARS	PART NO.	DESCRIPTION		
	1	Camshaft	79-73	CS-648	Hydraulic, (050) Duration at .050 Lobe Lift, 206 Exh., 193 Int., 113 Degrees Lobe Separation		
	1	Prelube		55-403 Std Only	1.5 oz. packet		
	1	Prelube		55-400 Std Only	4 oz. bottle; 1.5 oz. packet No. 55-403 also avail.		
	16	Lifter	79-73	HT-900 Std Only	Hyd.		
16	Lifter	79-73	HT-900R Std Only	Speed-Pro Hi-Revolution Hyd.; Use w/adj. rocker assy.			
16	Lifter, Bulk	79-73	HT-900B Std Only	Hyd.; Carton of 122			
16	Lifter, Bulk	79-73	HT-900RB Std Only	Speed-Pro Hi-Revolution Hyd.; Use w/adj. rocker assy.; Carton of 122			
QTY	CAM KIT	YEARS	PART NO.	DESCRIPTION			
1	Cam/Lifter Kit	79-73	KC-648	Hyd.; (1) 55-403B; (1) CS-648; (16) HT-900			
1	Cam/Lifter/Timing Kit	79-73	KCT-648	Hyd.; (1) 55-403B; (1) CS-648; (16) HT-900; (1) KT3-491S			
QTY	PUSH ROD	YEARS	PART NO.	DESCRIPTION			
16	Push Rod	79-73	RP-3160 Std Only	8.5500" O.A.L.			
16	Push Rod	79-73	RP-3252 Std Only	8.6160" O.A.L.			
16	Push Rod, Bulk	79-73	BRP-3160 Std Only	Carton of 100; 8.5500" O.A.L.			
QTY	ROCKER PARTS	YEARS	PART NO.	DESCRIPTION			
16	Arm Assy.	79-73	R-855 Std Only	Incl. arm & pivot			
16	Arm Assy., Bulk	79-73	R-855B Std Only	Incl. arm & pivot; Carton of 64			
16	Arm	79-73	R-855A Std Only				
16	Bolt	79-73	MR-1951 Std Only	5/16" X 18 UNC w/o washer			
16	Bolt	79-73	MR-1847 Std Only	5/16" X 18 UNC w/Washer			
16	Pivot	79-73	MR-1811 Std Only				
QTY	VALVE	YEARS	PART NO.	DESCRIPTION			
8	Exhaust	79-73	V-1984 Std-15	Chrome plated stem; 1.6530" Head Dia., 0.3419" Stem Dia., 4.9830" O.A.L.			
8	Intake	79-73	V-3929 Std-15	Chrome plated stem; 2.0830" Head Dia., 0.3419" Stem Dia., 5.1980" O.A.L.			
8	Intake, Bulk	79-73	V-3929B 15 15	Chrome plated stem; Carton of 25; 2.0830" Head Dia., 0.3569" Stem Dia., 5.1980" O.A.L.			
QTY	VALVE GUIDE	YEARS	PART NO.	DESCRIPTION			
8	Guide	79-73	VG-5006 Std Only	Loc. Exhaust; Plain; 0.3440" ID, 2.3750" O.A.L.			
8	Guide	79-73	VG-5006T Std Only	Loc. Exhaust; Threaded; 0.3425" ID, 2.3800" O.A.L.			
8	Guide	79-73	VG-5006 Std Only	Loc. Intake; Plain; 0.3440" ID, 2.3750" O.A.L.			
8	Guide	79-73	VG-5006T Std Only	Loc. Intake; Threaded; 0.3425" ID, 2.3800" O.A.L.			

(continued on next page)

Ford Truck (Incl. SUV's)

64 460 7.5L (7539cc) OHV V8 (16 Valve), 4.36" Bore (Ford Eng.), 4 Bbl. "VIN A" 1979-1973

(cont.)

QTY	VALVE GUIDE (cont.)	YEARS	PART NO.	DESCRIPTION
8	Guide, Bulk	79-73	VG-5006B Std Only	Loc. Exhaust; Plain; Carton of 50; 0.3440" ID, 2.3750" O.A.L
8	Guide, Bulk	79-73	VG-5006TB Std Only	Loc. Exhaust; Threaded; Carton of 100; 0.3425" ID, 2.3800" O.A.L
8	Guide, Bulk	79-73	VG-5006B Std Only	Loc. Intake; Plain; Carton of 50; 0.3440" ID, 2.3750" O.A.L
8	Guide, Bulk	79-73	VG-5006TB Std Only	Loc. Intake; Threaded; Carton of 100; 0.3425" ID, 2.3800" O.A.L
QTY	VALVE SPRING	YEARS	PART NO.	DESCRIPTION
16	Spring	79-73	VS-703 Std Only	2.0560" Free Height
16	Spring	79-77	VS-1455 Std Only	Optional-H/D; 2.3000" Free Height
16	Spring, Bulk	79-73	VS-703B Std Only	Carton of 250; 2.0560" Free Height
QTY	VALVE SEAL	YEARS	PART NO.	DESCRIPTION
16	Valve Stem Seal	79-73	MV-1796C Std Only	Loc. Int.; Umbrella type; Fits Std. to .015" O/S valve stem; (RBB) Rubber
16	Valve Stem Seal	79-73	ST-2001 Std Only	Positive type; Installation requires valve guide machining; (RBBTF) Rubber/PTFE
16	Valve Stem Seal Bulk	79-73	MV-1796 Std Only	Loc. Int.; Umbrella type; Fits Std. to .015" O/S valve stem; Carton of 100; (RBB) Rubber
16	Valve Stem Seal Bulk	79-73	ST-2001BC Std Only	Positive type; Installation requires valve guide machining; Carton of 100; (RBBTF) Rubber/PTFE
QTY	VALVE SEAT	YEARS	PART NO.	DESCRIPTION
8	Seat	79-73	245-1750-2 Std Only	Loc. Exh.; 1.7550" OD, 1.5000" ID, 0.2160" Depth
8	Seat	79-73	245-1750-2N Std Only	Loc. Exh.; Premium Material; 1.7550" OD, 1.5000" ID, 0.2160" Depth
8	Seat	79-73	245-2250-1 Std Only	Loc. Int.; Machine ID to fit; 2.2555" OD, 1.9375" ID, 0.1855" Depth
QTY	VALVE, MISC	YEARS	PART NO.	DESCRIPTION
32	Keeper	79-73	VK-115A Std Only	1 groove; Square cut key groove; Carton pack 24
32	Keeper	79-73	VK-115 Std Only	1 groove; Square cut key groove; Carton pack 32
32	Keeper	79-73	VK-115R Std Only	1 groove; Square cut key groove; Hardened
32	Keeper, Bulk	79-73	VK-115B Std Only	1 groove; Square cut key groove; Carton of 1000
16	Spring Insert	79-73	259-103C Std Only	.015"; ID 1.030"; Carton of 100
16	Spring Insert	79-73	259-103B Std Only	.030"; ID 1.030"; Carton of 100
16	Spring Insert	79-73	259-103BRS Std Only	.030"; ID 1.030"; Carton of 500
16	Spring Insert	79-73	259-103A Std Only	.060"; ID 1.030"; Carton of 100
16	Spring Insert	79-73	259-103ARS Std Only	.060"; ID 1.030"; Carton of 500
QTY	PISTON	YEARS	PART NO.	DESCRIPTION
8	Cast Piston	79-73	H418P 20 20	Hypereutectic; 1.0402" Pin Dia.; 2 Rings 5/64 Groove, 1 Ring 3/16 Groove, 1.752 CD, Oblong Recessed Head .240 deep - 8.0:1 C.R.
8	Cast Piston	79-73	H418CP Std-20-30-40-60	Hypereutectic; 1.0402" Pin Dia.; 2 Rings 5/64 Groove, 1 Ring 3/16 Groove, 1.752 CD, Oblong Recessed Head .240 deep - 8.0:1 C.R.; DUROSHIELD® skirt coated piston
8	Cast Piston - Individual	79-73	WH418CP Std-20-30-40-60	Hypereutectic; 1.0402" Pin Dia.; 2 Rings 5/64 Groove, 1 Ring 3/16 Groove, 1.752 CD, Oblong Recessed Head .240 deep - 8.0:1 C.R.; DUROSHIELD® skirt coated piston
8	Cast Piston - Individual	79-73	WH418P 20 + 20	Hypereutectic; 1.0402" Pin Dia.; 2 Rings 5/64 Groove, 1 Ring 3/16 Groove, 1.752 CD, Oblong Recessed Head .240 deep - 8.0:1 C.R.; Superseded - When depleted use WH418CP 20
1	Cast Piston Set w/Prem. Rings	79-73	8KH418CP 30 30-40-60	Cast; 1.0402" Pin Dia.; 2 Rings 5/64 Groove, 1 Ring 3/16 Groove, 1.752 CD, Oblong Recessed Head .240 deep - 8.0:1 C.R.; DUROSHIELD® skirt coated piston
8	POWERFORGED	79-73	L-2404F Std-30-40-60	Powerforged; 1.0402" Pin Dia.; 2 Rings 5/64 Groove, 1 Ring 3/16 Groove, 1.756 CD, .180 dish; DUROSHIELD® skirt coated piston
8	POWERFORGED Piston-Individual	79-73	WL-2404F Std-30-40-60	Powerforged; 1.0402" Pin Dia.; 2 Rings 5/64 Groove, 1 Ring 3/16 Groove, 1.756 CD, .180 dish; DUROSHIELD® skirt coated piston
QTY	RINGS	YEARS	PART NO.	DESCRIPTION
1	Premium Set	79-73	E-296K Std-20-30-40-60	2-5/64, 1-3/16; Premium Moly
1	Standard Set	79-73	E-296X Std-20-30-40-60	2-5/64, 1-3/16; Iron
QTY	ENGINE BEARINGS	YEARS	PART NO.	DESCRIPTION
1	Main Set	79-73	4907M Std-1-10-20-30-40	
1	Rod Set	79-73	8-3360CPA Std-1-10-20-30-40	
8	Rod Pair	79-73	3360CPA Std-1-10-20-30-40	
1	Cam Set	79-73	1414M Std Only	Babbitt material; Full round design

(continued on next page)

Ford Truck (Incl. SUV's)

460 7.5L (7539cc) OHV V8 (16 Valve), 4.36" Bore (Ford Eng.), 4 Bbl. "VIN A" 1979-1973 **64**
(cont.)

BLOCK	QTY	OIL PUMP	YEARS	PART NO.	DESCRIPTION	BLOCK
	1	Oil Pump	79	224-41144	Exc. Ford E-100 Econoline Base, Chateau, Custom, E-100 Econoline Club Wagon Base, Chateau, Custom, E-150 Econoline Base, Chateau, Club Wagon, Custom, Super, Super Wagon, E-150 Econoline Club Wagon Base, Chateau, Custom, F-100 Pickup Custom, Ranger, Ranger Lariat, Ranger XLT, F-150 Pickup Custom, Ran	
	1	Oil Pump	79	224-41144V	Exc. Ford E-100 Econoline Base, Chateau, Custom, E-100 Econoline Club Wagon Base, Chateau, Custom, E-150 Econoline Base, Chateau, Club Wagon, Custom, Super, Super Wagon, E-150 Econoline Club Wagon Base, Chateau, Custom, F-100 Pickup Custom, Ranger, Ranger Lariat, Ranger XLT, F-150 Pickup Custom, Ran; High Volume, check pan for clearance	
	1	Oil Pump	78	224-41144	Ford E-250 Econoline Base, Chateau, Custom, Northland, Super, Super Wagon, E-250 Econoline Club Wagon Base, Chateau, Custom, Northland, E-350 Econoline Base, Chateau, Custom, Northland, Super, Super Wagon, E-350 Econoline Club Wagon Base, Chateau, Custom, Northland	
	1	Oil Pump	78	224-41144V	Ford E-250 Econoline Base, Chateau, Custom, Northland, Super, Super Wagon, E-250 Econoline Club Wagon Base, Chateau, Custom, Northland, E-350 Econoline Base, Chateau, Custom, Northland, Super, Super Wagon, E-350 Econoline Club Wagon Base, Chateau, Custom, Northland; High Volume, check pan for clearance	
	1	Oil Pump	78	224-41139V	Ford F-100 Pickup Base, Custom, Northland, Ranger, Ranger Lariat, Ranger XLT, F-150 Pickup Base, Custom, Northland, Ranger, Ranger Lariat, Ranger XLT, F-250 Pickup Base, Custom, Northland, Ranger, Ranger Lariat, Ranger XLT, F-350 Pickup Base, Custom, Northland, Ranger, Ranger Lariat, Ranger XLT; VINTAGE; High Volume, check pan for clearance; Incl. 224-14160 screen	
	1	Oil Pump	78	224-41139	Ford F-100 Pickup Base, Custom, Northland, Ranger, Ranger Lariat, Ranger XLT, F-150 Pickup Base, Custom, Northland, Ranger, Ranger Lariat, Ranger XLT, F-250 Pickup Base, Custom, Northland, Ranger, Ranger Lariat, Ranger XLT, F-350 Pickup Base, Custom, Northland, Ranger, Ranger Lariat, Ranger XLT; VINTAGE; Use w/224-12139	
	1	Oil Pump	77	224-41144	Ford E-250 Econoline Base, Chateau, Custom, Northland, Super, E-250 Econoline Club Wagon Base, Chateau, Custom, Northland, E-350 Econoline Base, Chateau, Custom, Northland, E-350 Econoline Club Wagon Base, Chateau, Custom, Northland	
	1	Oil Pump	77	224-41144V	Ford E-250 Econoline Base, Chateau, Custom, Northland, Super, E-250 Econoline Club Wagon Base, Chateau, Custom, Northland, E-350 Econoline Base, Chateau, Custom, Northland, E-350 Econoline Club Wagon Base, Chateau, Custom, Northland; High Volume, check pan for clearance	
	1	Oil Pump	77	224-41139V	Ford F-100 Pickup Base, Custom, Northland, Ranger, Ranger XLT, XLT, F-150 Pickup Base, Custom, Northland, Ranger, Ranger XLT, XLT, F-250 Pickup Base, Custom, Northland, Ranger, Ranger XLT, XLT, F-350 Pickup Base, Custom, Northland, Ranger, Ranger XLT, XLT; VINTAGE; High Volume, check pan for clearance; Incl. 224-14160 screen	
	1	Oil Pump	77	224-41139	Ford F-100 Pickup Base, Custom, Northland, Ranger, Ranger XLT, XLT, F-150 Pickup Base, Custom, Northland, Ranger, Ranger XLT, XLT, F-250 Pickup Base, Custom, Northland, Ranger, Ranger XLT, XLT, F-350 Pickup Base, Custom, Northland, Ranger, Ranger XLT, XLT; VINTAGE; Use w/224-12139	
	1	Oil Pump	76	224-41144	Ford E-250 Econoline Base, Chateau, Custom, Northland, E-250 Econoline Club Wagon Base, Chateau, Custom, Northland, E-350 Econoline Base, Chateau, Custom, Northland	
	1	Oil Pump	76	224-41144V	Ford E-250 Econoline Base, Chateau, Custom, Northland, E-250 Econoline Club Wagon Base, Chateau, Custom, Northland, E-350 Econoline Base, Chateau, Custom, Northland; High Volume, check pan for clearance	

(continued on next page)

Ford Truck (Incl. SUV's)

64 460 7.5L (7539cc) OHV V8 (16 Valve), 4.36" Bore (Ford Eng.), 4 Bbl. "VIN A" 1979-1973

(cont.)

QTY	OIL PUMP (cont.)	YEARS	PART NO.	DESCRIPTION
1	Oil Pump	76	224-41139V	Ford F-100 Pickup Base, Custom, Northland, Ranger, Ranger XLT, F-150 Pickup Base, Custom, Northland, Ranger, Ranger XLT, F-250 Pickup Base, Custom, Northland, Ranger, Ranger XLT, F-350 Pickup Base, Custom, Northland, Ranger, Ranger XLT; VINTAGE; High Volume, check pan for clearance; Incl. 224-14160 screen
1	Oil Pump	76	224-41139	Ford F-100 Pickup Base, Custom, Northland, Ranger, Ranger XLT, F-150 Pickup Base, Custom, Northland, Ranger, Ranger XLT, F-250 Pickup Base, Custom, Northland, Ranger, Ranger XLT, F-350 Pickup Base, Custom, Northland, Ranger, Ranger XLT; VINTAGE; Use w/224-12139
1	Oil Pump	75	224-41144	Ford E-250 Econoline Base, Chateau, Custom, Northland, E-250 Econoline Club Wagon Base, Chateau, Custom, Northland, E-350 Econoline Base, Chateau, Club Wagon, Custom, Northland
1	Oil Pump	75	224-41144V	Ford E-250 Econoline Base, Chateau, Custom, Northland, E-250 Econoline Club Wagon Base, Chateau, Custom, Northland, E-350 Econoline Base, Chateau, Club Wagon, Custom, Northland; High Volume, check pan for clearance
1	Oil Pump	75	224-41139V	Ford F-100 Pickup Custom, Northland, Ranger, Ranger XLT, F-150 Pickup Custom, Northland, Ranger, Ranger XLT, F-250 Pickup Base, Custom, Northland, Ranger, Ranger XLT, F-350 Pickup Custom, Northland, Ranger, Ranger XLT; VINTAGE; High Volume, check pan for clearance; Incl. 224-14160 screen
1	Oil Pump	75	224-41139	Ford F-100 Pickup Custom, Northland, Ranger, Ranger XLT, F-150 Pickup Custom, Northland, Ranger, Ranger XLT, F-250 Pickup Base, Custom, Northland, Ranger, Ranger XLT, F-350 Pickup Custom, Northland, Ranger, Ranger XLT; VINTAGE; Use w/224-12139
1	Oil Pump	74	224-41139V	Exc. Ford Ranchero 500, GT, Squire; VINTAGE; High Volume, check pan for clearance; Incl. 224-14160 screen
1	Oil Pump	74	224-41139	Exc. Ford Ranchero 500, GT, Squire; VINTAGE; Use w/224-12139
1	Oil Pump	73	224-41139V	VINTAGE; High Volume, check pan for clearance; Incl. 224-14160 screen
1	Oil Pump	73	224-41139	VINTAGE; Use w/224-12139
1	Pump Repair Kit	79-73	224-51139	
1	Inter. Shaft	79-73	224-61127	
1	Screen Assy.	79	224-14257	Exc. Ford E-100 Econoline Base, Chateau, Custom, E-100 Econoline Club Wagon Base, Chateau, Custom, E-150 Econoline Base, Chateau, Club Wagon, Custom, Super, Super Wagon, E-150 Econoline Club Wagon Base, Chateau, Custom, F-100 Pickup Custom, Ranger, Ranger Lariat, Ranger XLT, F-150 Pickup Custom, Ran; 11 5/8" O.A.L
1	Screen Assy.	79	224-14230	Exc. Ford E-100 Econoline Base, Chateau, Custom, E-100 Econoline Club Wagon Base, Chateau, Custom, E-150 Econoline Base, Chateau, Club Wagon, Custom, Super, Super Wagon, E-150 Econoline Club Wagon Base, Chateau, Custom, F-100 Pickup Custom, Ranger, Ranger Lariat, Ranger XLT, F-150 Pickup Custom, Ran; 13 1/4" O.A.L
1	Screen Assy.	79	224-14160	Use w/high volume oil pump; Bolt-on type screen
1	Screen Assy.	78	224-14257	Ford E-250 Econoline Base, Chateau, Custom, Northland, Super, Super Wagon, E-250 Econoline Club Wagon Base, Chateau, Custom, Northland, E-350 Econoline Base, Chateau, Custom, Northland, Super, Super Wagon, E-350 Econoline Club Wagon Base, Chateau, Custom, Northland; 11 5/8" O.A.L
1	Screen Assy.	78	224-14230	Ford E-250 Econoline Base, Chateau, Custom, Northland, Super, Super Wagon, E-250 Econoline Club Wagon Base, Chateau, Custom, Northland, E-350 Econoline Base, Chateau, Custom, Northland, Super, Super Wagon, E-350 Econoline Club Wagon Base, Chateau, Custom, Northland; 13 1/4" O.A.L
1	Screen Assy.	78	224-14160	Ford F-250 Pickup Base, Custom, Northland, Ranger, Ranger Lariat, Ranger XLT, F-350 Pickup Base, Custom, Northland, Ranger, Ranger Lariat, Ranger XLT; Use w/224-41139V; Bolt-on type screen
1	Screen Assy.	78	224-14273	Ford F-250 Pickup Base, Custom, Northland, Ranger, Ranger Lariat, Ranger XLT, F-350 Pickup Base, Custom, Northland, Ranger, Ranger Lariat, Ranger XLT; VINTAGE

(continued on next page)

Ford Truck (Incl. SUV's)

460 7.5L (7539cc) OHV V8 (16 Valve), 4.36" Bore (Ford Eng.), 4 Bbl. "VIN A" 1979-1973 **64**
(cont.)

QTY	OIL PUMP (cont.)	YEARS	PART NO.	DESCRIPTION
1	Screen Assy.	78	224-12139	Ford F-100 Pickup Base, Custom, Northland, Ranger, Ranger Lariat, Ranger XLT, F-150 Pickup Base, Custom, Northland, Ranger, Ranger Lariat, Ranger XLT, F-250 Pickup Base, Custom, Northland, Ranger, Ranger Lariat, Ranger XLT, F-350 Pickup Base, Custom, Northland, Ranger, Ranger Lariat, Ranger XLT; VINTAGE; Press-in type screen
1	Screen Assy.	77	224-14257	Ford E-250 Econoline Base, Chateau, Custom, Northland, Super, E-250 Econoline Club Wagon Base, Chateau, Custom, Northland, E-350 Econoline Base, Chateau, Custom, Northland, E-350 Econoline Club Wagon Base, Chateau, Custom, Northland; 11 5/8" O.A.L
1	Screen Assy.	77	224-14230	Ford E-250 Econoline Base, Chateau, Custom, Northland, Super, E-250 Econoline Club Wagon Base, Chateau, Custom, Northland, E-350 Econoline Base, Chateau, Custom, Northland, E-350 Econoline Club Wagon Base, Chateau, Custom, Northland; 13 1/4" O.A.L
1	Screen Assy.	77	224-14160	Ford F-250 Pickup Base, Custom, Northland, Ranger, Ranger XLT, XLT, F-350 Pickup Base, Custom, Northland, Ranger, Ranger XLT, XLT; Use w/224-41139V; Bolt-on type screen
1	Screen Assy.	77	224-14273	Ford F-250 Pickup Base, Custom, Northland, Ranger, Ranger XLT, XLT, F-350 Pickup Base, Custom, Northland, Ranger, Ranger XLT, XLT; VINTAGE
1	Screen Assy.	77	224-12139	Ford F-100 Pickup Base, Custom, Northland, Ranger, Ranger XLT, XLT, F-150 Pickup Base, Custom, Northland, Ranger, Ranger XLT, XLT, F-250 Pickup Base, Custom, Northland, Ranger, Ranger XLT, XLT, F-350 Pickup Base, Custom, Northland, Ranger, Ranger XLT, XLT; VINTAGE; Press-in type screen
1	Screen Assy.	76	224-14257	Ford E-250 Econoline Base, Chateau, Custom, Northland, E-250 Econoline Club Wagon Base, Chateau, Custom, Northland, E-350 Econoline Base, Chateau, Custom, Northland; 11 5/8" O.A.L
1	Screen Assy.	76	224-14230	Ford E-250 Econoline Base, Chateau, Custom, Northland, E-250 Econoline Club Wagon Base, Chateau, Custom, Northland, E-350 Econoline Base, Chateau, Custom, Northland; 13 1/4" O.A.L
1	Screen Assy.	76	224-14160	Ford F-250 Pickup Base, Custom, Northland, Ranger, Ranger XLT, F-350 Pickup Base, Custom, Northland, Ranger, Ranger XLT; Use w/224-41139V; Bolt-on type screen
1	Screen Assy.	76	224-14273	Ford F-250 Pickup Base, Custom, Northland, Ranger, Ranger XLT, F-350 Pickup Base, Custom, Northland, Ranger, Ranger XLT; VINTAGE
1	Screen Assy.	76	224-12139	Ford F-100 Pickup Base, Custom, Northland, Ranger, Ranger XLT, F-150 Pickup Base, Custom, Northland, Ranger, Ranger XLT, F-250 Pickup Base, Custom, Northland, Ranger, Ranger XLT, F-350 Pickup Base, Custom, Northland, Ranger, Ranger XLT; VINTAGE; Press-in type screen
1	Screen Assy.	75	224-14257	Ford E-250 Econoline Base, Chateau, Custom, Northland, E-250 Econoline Club Wagon Base, Chateau, Custom, Northland, E-350 Econoline Base, Chateau, Club Wagon, Custom, Northland; 11 5/8" O.A.L
1	Screen Assy.	75	224-14230	Ford E-250 Econoline Base, Chateau, Custom, Northland, E-250 Econoline Club Wagon Base, Chateau, Custom, Northland, E-350 Econoline Base, Chateau, Club Wagon, Custom, Northland; 13 1/4" O.A.L
1	Screen Assy.	75	224-14160	Ford F-250 Pickup Base, Custom, Northland, Ranger, Ranger XLT, F-350 Pickup Custom, Northland, Ranger, Ranger XLT; Use w/224-41139V; Bolt-on type screen
1	Screen Assy.	75	224-14273	Ford F-250 Pickup Base, Custom, Northland, Ranger, Ranger XLT, F-350 Pickup Custom, Northland, Ranger, Ranger XLT; VINTAGE
1	Screen Assy.	75	224-12139	Ford F-100 Pickup Custom, Northland, Ranger, Ranger XLT, F-150 Pickup Custom, Northland, Ranger, Ranger XLT, F-250 Pickup Base, Custom, Northland, Ranger, Ranger XLT, F-350 Pickup Custom, Northland, Ranger, Ranger XLT; VINTAGE; Press-in type screen
1	Screen Assy.	74	224-14160	Exc. Ford Ranchero 500, GT, Squire; Use w/224-41139V; Bolt-on type screen
1	Screen Assy.	74	224-14273	Exc. Ford Ranchero 500, GT, Squire; VINTAGE
1	Screen Assy.	74	224-12139	Exc. Ford Ranchero 500, GT, Squire; VINTAGE; Press-in type screen

**B
L
O
C
K**

**B
L
O
C
K**

(continued on next page)

Ford Truck (Incl. SUV's)

64 460 7.5L (7539cc) OHV V8 (16 Valve), 4.36" Bore (Ford Eng.), 4 Bbl. "VIN A" 1979-1973

(cont.)

BLOCK	QTY	OIL PUMP (cont.)	YEARS	PART NO.	DESCRIPTION	BLOCK	
	1	Screen Assy.	73	224-14160	Use w/224-41139V; Bolt-on type screen		
	1	Screen Assy.	73	224-14273	VINTAGE		
	1	Screen Assy.	73	224-12139	VINTAGE; Press-in type screen		
	QTY	GASKETS	YEARS	PART NO.	DESCRIPTION		
	1	Kit Gasket Set	79-75	260-1013	w/Original type timing cover; Int. manifold gskt. not incl.; Exh. manifold heat shields not incl.; Premium valve stem seals incl.		
	1	Kit Gasket Set	74	260-1013	From Ser. No. T20,001; Int. manifold gskt. not incl.; Exh. manifold heat shields not incl.; Premium valve stem seals incl.		
	1	Kit Gasket Set	74	260-1013	To Ser. No. T20,000; Exh. manifold heat shields not incl.; Premium valve stem seals incl.		
	1	Kit Gasket Set	73	260-1013	Exh. manifold heat shields not incl.; Premium valve stem seals incl.		
	1	Valley Pan Gasket Set	79-75	260-4005	Exc. LPG eng.		
1	Valley Pan Gasket Set	79-75	260-4031	LPG eng.			
1	Valley Pan Gasket Set	74	260-4005	From Ser. No. T20,001; Exc. LPG eng.			
1	Valley Pan Gasket Set	74	260-4031	From Ser. No. T20,001; LPG eng.			
QTY	FREEZE PLUGS	YEARS	PART NO.	DESCRIPTION			
1	Brass Block Plug Kit	79-73	381-8018				
1	Steel Block Plug Kit	79-73	381-4021				
1	Steel Shallow Cup Freeze Plug	79-73	381-2194	2.500" Diameter			
KITS	RE-RING KIT				PREMIUM KIT NO.	ECONOMY KIT NO.	KITS
	YEARS	DESCRIPTION					
	79-75	w/Original type timing cover; Int. manifold gskt. not incl.; Exh. heat shields not incl.; Premium valve stem seals incl.	Re-ring		205-637	205-137	
	74	From Ser. No. T20,001; Int. manifold gskt. not incl.; Exh. heat shields not incl.; Premium valve stem seals incl.	Re-ring		205-637	205-137	
	74	To Ser. No. T20,000; Exh. heat shields not incl.; Premium valve stem seals incl.	Re-ring		205-637	205-137	
	73	Exh. heat shields not incl.; Premium valve stem seals incl.	Re-ring		205-637	205-137	
	79-75	w/Original type timing cover; Int. manifold gskt. not incl.; Exh. heat shields not incl.; Premium valve stem seals incl.	Re-ring w/Mains		205-637M	205-137M	
	74	From Ser. No. T20,001; Int. manifold gskt. not incl.; Exh. heat shields not incl.; Premium valve stem seals incl.	Re-ring w/Mains		205-637M	205-137M	
	74	To Ser. No. T20,000; Exh. heat shields not incl.; Premium valve stem seals incl.	Re-ring w/Mains		205-637M	205-137M	
	73	Exh. heat shields not incl.; Premium valve stem seals incl.	Re-ring w/Mains		205-637M	205-137M	
KITS	OVERHAUL KIT				PREMIUM KIT NO.	ECONOMY KIT NO.	
	YEARS	DESCRIPTION					
	79	Exc. Ford E-100 Econoline Base, Chateau, Custom, E-100 Econoline Club Wagon Base, Chateau, Custom, E-150 Econoline Base, Chateau, Club Wagon, Custom, Super, Super Wagon, E-150 Econoline Club Wagon Base, Chateau, Custom, F-100 Pickup Custom, Ranger, Ranger Lariat, Ranger XLT, F-150 Pickup Custom, Ran; w/Original type timing cover; Int. manifold gskt. not incl.; Exh. heat shields not incl.; Premium valve stem seals incl.	Mster w/Frg. Pstrn. Prm. Rings		MKF-637F	----	
	78	Ford E-250 Econoline Base, Chateau, Custom, Northland, Super, Super Wagon, E-250 Econoline Club Wagon Base, Chateau, Custom, Northland, E-350 Econoline Base, Chateau, Custom, Northland, Super, Super Wagon, E-350 Econoline Club Wagon Base, Chateau, Custom, Northland; w/Original type timing cover; Int. manifold gskt. not incl.; Exh. heat shields not incl.; Premium valve stem seals incl.	Mster w/Frg. Pstrn. Prm. Rings		MKF-637F	----	
77	Ford E-250 Econoline Base, Chateau, Custom, Northland, Super, E-250 Econoline Club Wagon Base, Chateau, Custom, Northland, E-350 Econoline Base, Chateau, Custom, Northland, E-350 Econoline Club Wagon Base, Chateau, Custom, Northland; w/Original type timing cover; Int. manifold gskt. not incl.; Exh. heat shields not incl.; Premium valve stem seals incl.	Mster w/Frg. Pstrn. Prm. Rings		MKF-637F	----		

(continued on next page)

Ford Truck (Incl. SUV's)

460 7.5L (7539cc) OHV V8 (16 Valve), 4.36" Bore (Ford Eng.), 4 Bbl. "VIN A" 1979-1973 **64**
(cont.)

	OVERHAUL KIT (cont.)		PREMIUM KIT NO.	ECONOMY KIT NO.
YEARS	DESCRIPTION			
76	Ford E-250 Econoline Base, Chateau, Custom, Northland, E-250 Econoline Club Wagon Base, Chateau, Custom, Northland, E-350 Econoline Base, Chateau, Custom, Northland; w/Original type timing cover; Int. manifold gskt. not incl.; Exh. heat shields not incl.; Premium valve stem seals incl.	Mster w/Frg. Pstn. Prm. Rings	MKF-637F	----
75	Ford E-250 Econoline Base, Chateau, Custom, Northland, E-250 Econoline Club Wagon Base, Chateau, Custom, Northland, E-350 Econoline Base, Chateau, Club Wagon, Custom, Northland; w/Original type timing cover; Int. manifold gskt. not incl.; Exh. heat shields not incl.; Premium valve stem seals incl.	Mster w/Frg. Pstn. Prm. Rings	MKF-637F	----
79	Exc. Ford E-100 Econoline Base, Chateau, Custom, E-100 Econoline Club Wagon Base, Chateau, Custom, E-150 Econoline Base, Chateau, Club Wagon, Custom, Super, Super Wagon, E-150 Econoline Club Wagon Base, Chateau, Custom, F-100 Pickup Custom, Ranger, Ranger Lariat, Ranger XLT, F-150 Pickup Custom, Ran; w/Original type timing cover; Int. manifold gskt. not incl.; Exh. heat shields not incl.; Premium valve stem seals incl.	Master w/o Rods & Mains	505-637F	----
79	Exc. Ford E-100 Econoline Base, Chateau, Custom, E-100 Econoline Club Wagon Base, Chateau, Custom, E-150 Econoline Base, Chateau, Club Wagon, Custom, Super, Super Wagon, E-150 Econoline Club Wagon Base, Chateau, Custom, F-100 Pickup Custom, Ranger, Ranger Lariat, Ranger XLT, F-150 Pickup Custom, Ran; w/Original type timing cover; Int. manifold gskt. not incl.; Exh. heat shields not incl.; Premium valve stem seals incl.	Master w/o Rods & Mains	----	505-267A
78	Ford E-250 Econoline Base, Chateau, Custom, Northland, Super, Super Wagon, E-250 Econoline Club Wagon Base, Chateau, Custom, Northland, E-350 Econoline Base, Chateau, Custom, Northland, Super, Super Wagon, E-350 Econoline Club Wagon Base, Chateau, Custom, Northland; w/Original type timing cover; Int. manifold gskt. not incl.; Exh. heat shields not incl.; Premium valve stem seals incl.	Master w/o Rods & Mains	505-637F	----
78	Ford E-250 Econoline Base, Chateau, Custom, Northland, Super, Super Wagon, E-250 Econoline Club Wagon Base, Chateau, Custom, Northland, E-350 Econoline Base, Chateau, Custom, Northland, Super, Super Wagon, E-350 Econoline Club Wagon Base, Chateau, Custom, Northland; w/Original type timing cover; Int. manifold gskt. not incl.; Exh. heat shields not incl.; Premium valve stem seals incl.	Master w/o Rods & Mains	----	505-267A
77	Ford E-250 Econoline Base, Chateau, Custom, Northland, Super, E-250 Econoline Club Wagon Base, Chateau, Custom, Northland, E-350 Econoline Base, Chateau, Custom, Northland, E-350 Econoline Club Wagon Base, Chateau, Custom, Northland; w/Original type timing cover; Int. manifold gskt. not incl.; Exh. heat shields not incl.; Premium valve stem seals incl.	Master w/o Rods & Mains	505-637F	----
77	Ford E-250 Econoline Base, Chateau, Custom, Northland, Super, E-250 Econoline Club Wagon Base, Chateau, Custom, Northland, E-350 Econoline Base, Chateau, Custom, Northland, E-350 Econoline Club Wagon Base, Chateau, Custom, Northland; w/Original type timing cover; Int. manifold gskt. not incl.; Exh. heat shields not incl.; Premium valve stem seals incl.	Master w/o Rods & Mains	----	505-267A
76	Ford E-250 Econoline Base, Chateau, Custom, Northland, E-250 Econoline Club Wagon Base, Chateau, Custom, Northland, E-350 Econoline Base, Chateau, Custom, Northland; w/Original type timing cover; Int. manifold gskt. not incl.; Exh. heat shields not incl.; Premium valve stem seals incl.	Master w/o Rods & Mains	505-637F	----

**K
I
T
S**

**K
I
T
S**

(continued on next page)

Ford Truck (Incl. SUV's)

64 460 7.5L (7539cc) OHV V8 (16 Valve), 4.36" Bore (Ford Eng.), 4 Bbl. "VIN A" 1979-1973
(cont.)

YEARS	OVERHAUL KIT (cont.)		PREMIUM KIT NO.	ECONOMY KIT NO.
	DESCRIPTION			
76	Ford E-250 Econoline Base, Chateau, Custom, Northland, E-250 Econoline Club Wagon Base, Chateau, Custom, Northland, E-350 Econoline Base, Chateau, Custom, Northland; w/Original type timing cover; Int. manifold gskt. not incl.; Exh. heat shields not incl.; Premium valve stem seals incl.	Master w/o Rods & Mains	----	505-267A
75	Ford E-250 Econoline Base, Chateau, Custom, Northland, E-250 Econoline Club Wagon Base, Chateau, Custom, Northland, E-350 Econoline Base, Chateau, Club Wagon, Custom, Northland; w/Original type timing cover; Int. manifold gskt. not incl.; Exh. heat shields not incl.; Premium valve stem seals incl.	Master w/o Rods & Mains	505-637F	----
75	Ford E-250 Econoline Base, Chateau, Custom, Northland, E-250 Econoline Club Wagon Base, Chateau, Custom, Northland, E-350 Econoline Base, Chateau, Club Wagon, Custom, Northland; w/Original type timing cover; Int. manifold gskt. not incl.; Exh. heat shields not incl.; Premium valve stem seals incl.	Master w/o Rods & Mains	----	505-267A
79	Exc. Ford E-100 Econoline Base, Chateau, Custom, E-100 Econoline Club Wagon Base, Chateau, Custom, E-150 Econoline Base, Chateau, Club Wagon, Custom, Super, Super Wagon, E-150 Econoline Club Wagon Base, Chateau, Custom, F-100 Pickup Custom, Ranger, Ranger Lariat, Ranger XLT, F-150 Pickup Custom, Ran; w/Original type timing cover; Int. manifold gskt. not incl.; Exh. heat shields not incl.; Premium valve stem seals incl.	Master	MKP-637F	MKP-137F
78	Ford E-250 Econoline Base, Chateau, Custom, Northland, Super, Super Wagon, E-250 Econoline Club Wagon Base, Chateau, Custom, Northland, E-350 Econoline Base, Chateau, Custom, Northland, Super, Super Wagon, E-350 Econoline Club Wagon Base, Chateau, Custom, Northland; w/Original type timing cover; Int. manifold gskt. not incl.; Exh. heat shields not incl.; Premium valve stem seals incl.	Master	MKP-637F	MKP-137F
77	Ford E-250 Econoline Base, Chateau, Custom, Northland, Super, E-250 Econoline Club Wagon Base, Chateau, Custom, Northland, E-350 Econoline Base, Chateau, Custom, Northland, E-350 Econoline Club Wagon Base, Chateau, Custom, Northland; w/Original type timing cover; Int. manifold gskt. not incl.; Exh. heat shields not incl.; Premium valve stem seals incl.	Master	MKP-637F	MKP-137F
76	Ford E-250 Econoline Base, Chateau, Custom, Northland, E-250 Econoline Club Wagon Base, Chateau, Custom, Northland, E-350 Econoline Base, Chateau, Custom, Northland; w/Original type timing cover; Int. manifold gskt. not incl.; Exh. heat shields not incl.; Premium valve stem seals incl.	Master	MKP-637F	MKP-137F
75	Ford E-250 Econoline Base, Chateau, Custom, Northland, E-250 Econoline Club Wagon Base, Chateau, Custom, Northland, E-350 Econoline Base, Chateau, Club Wagon, Custom, Northland; w/Original type timing cover; Int. manifold gskt. not incl.; Exh. heat shields not incl.; Premium valve stem seals incl.	Master	MKP-637F	MKP-137F
79	Exc. Ford E-100 Econoline Base, Chateau, Custom, E-100 Econoline Club Wagon Base, Chateau, Custom, E-150 Econoline Base, Chateau, Club Wagon, Custom, Super, Super Wagon, E-150 Econoline Club Wagon Base, Chateau, Custom, F-100 Pickup Custom, Ranger, Ranger Lariat, Ranger XLT, F-150 Pickup Custom, Ran; w/Original type timing cover; Int. manifold gskt. not incl.; Exh. heat shields not incl.; Premium valve stem seals incl.	Master w/o Pistons	MK-637F	MK-137F

K
I
T
S

K
I
T
S

(continued on next page)

Ford Truck (Incl. SUV's)

460 7.5L (7539cc) OHV V8 (16 Valve), 4.36" Bore (Ford Eng.), 4 Bbl. "VIN A" 1979-1973 64
(cont.)

	OVERHAUL KIT (cont.)		PREMIUM KIT NO.	ECONOMY KIT NO.
K I T S	YEARS	DESCRIPTION		
	78	Ford E-250 Econoline Base, Chateau, Custom, Northland, Super, Super Wagon, E-250 Econoline Club Wagon Base, Chateau, Custom, Northland, E-350 Econoline Base, Chateau, Custom, Northland, Super, Super Wagon, E-350 Econoline Club Wagon Base, Chateau, Custom, Northland; w/Original type timing cover; Int. manifold gskt. not incl.; Exh. heat shields not incl.; Premium valve stem seals incl.	Master w/o Pistons MK-637F	MK-137F
	77	Ford E-250 Econoline Base, Chateau, Custom, Northland, Super, E-250 Econoline Club Wagon Base, Chateau, Custom, Northland, E-350 Econoline Base, Chateau, Custom, Northland, E-350 Econoline Club Wagon Base, Chateau, Custom, Northland; w/Original type timing cover; Int. manifold gskt. not incl.; Exh. heat shields not incl.; Premium valve stem seals incl.	Master w/o Pistons MK-637F	MK-137F
	76	Ford E-250 Econoline Base, Chateau, Custom, Northland, E-250 Econoline Club Wagon Base, Chateau, Custom, Northland, E-350 Econoline Base, Chateau, Custom, Northland; w/Original type timing cover; Int. manifold gskt. not incl.; Exh. heat shields not incl.; Premium valve stem seals incl.	Master w/o Pistons MK-637F	MK-137F
	75	Ford E-250 Econoline Base, Chateau, Custom, Northland, E-250 Econoline Club Wagon Base, Chateau, Custom, Northland, E-350 Econoline Base, Chateau, Club Wagon, Custom, Northland; w/Original type timing cover; Int. manifold gskt. not incl.; Exh. heat shields not incl.; Premium valve stem seals incl.	Master w/o Pistons MK-637F	MK-137F

460 7.5L (7539cc) OHV V8 (16 Valve), 4.36" Bore (Ford Eng.), 4 Bbl. "VIN J" 1979-1973 65

	QTY	TIMING	YEARS	PART NO.	DESCRIPTION
	1	3 Piece Set	79-73	KT3-491S	(1) 222-491; (1) 223-420A; (1) 223-421
	1	Timing Chain	79-73	222-491	52 Links
	1	Crank Sprocket	73	223-493	If engine is equipped with an oil shield, the oil shield must be discarded when installing crankshaft sprocket 223-493; 18 Teeth
	1	Cam Sprocket	79-73	223-420A	36 Teeth
V A L V E	QTY	CAMSHAFT/LIFTER	YEARS	PART NO.	DESCRIPTION
	1	Camshaft	79-73	CS-648	Hydraulic, (050) Duration at .050 Lobe Lift, 206 Exh., 193 Int., 113 Degrees Lobe Separation
	1	Prelube		55-403 Std Only	1.5 oz. packet
	1	Prelube		55-400 Std Only	4 oz. bottle; 1.5 oz. packet No. 55-403 also avail.
	16	Lifter	79-73	HT-900 Std Only	Hyd.
	16	Lifter	79-73	HT-900R Std Only	Speed-Pro Hi-Revolution Hyd.; Use w/adj. rocker assy.
	16	Lifter, Bulk	79-73	HT-900B Std Only	Hyd.; Carton of 122
	16	Lifter, Bulk	79-73	HT-900RB Std Only	Speed-Pro Hi-Revolution Hyd.; Use w/adj. rocker assy.; Carton of 122
T R A I N	QTY	CAM KIT	YEARS	PART NO.	DESCRIPTION
	1	Cam/Lifter Kit	79-73	KC-648	Hyd.; (1) 55-403B; (1) CS-648; (16) HT-900
	1	Cam/Lifter/Timing Kit	79-73	KCT-648	Hyd.; (1) 55-403B; (1) CS-648; (16) HT-900; (1) KT3-491S
V A L V E	QTY	PUSH ROD	YEARS	PART NO.	DESCRIPTION
	16	Push Rod	79-73	RP-3160 Std Only	8.5500" O.A.L.
	16	Push Rod	79-73	RP-3252 Std Only	8.6160" O.A.L.
	16	Push Rod, Bulk	79-73	BRP-3160 Std Only	Carton of 100; 8.5500" O.A.L.
T R A I N	QTY	ROCKER PARTS	YEARS	PART NO.	DESCRIPTION
	16	Arm Assy.	79-73	R-855 Std Only	Incl. arm & pivot
	16	Arm Assy., Bulk	79-73	R-855B Std Only	Incl. arm & pivot; Carton of 64
	16	Arm	79-73	R-855A Std Only	
	16	Bolt	79-73	MR-1951 Std Only	5/16" X 18 UNC w/o washer
	16	Bolt	79-73	MR-1847 Std Only	5/16" X 18 UNC w/Washer
	16	Pivot	79-73	MR-1811 Std Only	
V A L V E	QTY	VALVE	YEARS	PART NO.	DESCRIPTION
	8	Exhaust	79-73	V-1984 Std-15	Chrome plated stem; 1.6530" Head Dia., 0.3419" Stem Dia., 4.9830" O.A.L.
	8	Intake	79-73	V-3929 Std-15	Chrome plated stem; 2.0830" Head Dia., 0.3419" Stem Dia., 5.1980" O.A.L.
	8	Intake, Bulk	79-73	V-3929B 15 15	Chrome plated stem; Carton of 25; 2.0830" Head Dia., 0.3569" Stem Dia., 5.1980" O.A.L.

(continued on next page)

Ford Truck (Incl. SUV's)

65 460 7.5L (7539cc) OHV V8 (16 Valve), 4.36" Bore (Ford Eng.), 4 Bbl. "VIN J" 1979-1973

(cont.)

QTY	VALVE GUIDE	YEARS	PART NO.	DESCRIPTION
8	Guide	79-73	VG-5006 Std Only	Loc. Exhaust; Plain; 0.3440" ID, 2.3750" O.A.L
8	Guide	79-73	VG-5006T Std Only	Loc. Exhaust; Threaded; 0.3425" ID, 2.3800" O.A.L
8	Guide	79-73	VG-5006 Std Only	Loc. Intake; Plain; 0.3440" ID, 2.3750" O.A.L
8	Guide	79-73	VG-5006T Std Only	Loc. Intake; Threaded; 0.3425" ID, 2.3800" O.A.L
8	Guide, Bulk	79-73	VG-5006B Std Only	Loc. Exhaust; Plain; Carton of 50; 0.3440" ID, 2.3750" O.A.L
8	Guide, Bulk	79-73	VG-5006TB Std Only	Loc. Exhaust; Threaded; Carton of 100; 0.3425" ID, 2.3800" O.A.L
8	Guide, Bulk	79-73	VG-5006B Std Only	Loc. Intake; Plain; Carton of 50; 0.3440" ID, 2.3750" O.A.L
8	Guide, Bulk	79-73	VG-5006TB Std Only	Loc. Intake; Threaded; Carton of 100; 0.3425" ID, 2.3800" O.A.L
QTY	VALVE SPRING	YEARS	PART NO.	DESCRIPTION
16	Spring	79-73	VS-703 Std Only	2.0560" Free Height
16	Spring	79-77	VS-1455 Std Only	Optional-H/D; 2.3000" Free Height
16	Spring, Bulk	79-73	VS-703B Std Only	Carton of 250; 2.0560" Free Height
QTY	VALVE SEAL	YEARS	PART NO.	DESCRIPTION
16	Valve Stem Seal	79-73	MV-1796C Std Only	Loc. Int.; Umbrella type; Fits Std. to .015" O/S valve stem; (RBB) Rubber
16	Valve Stem Seal	79-73	ST-2001 Std Only	Positive type; Installation requires valve guide machining; (RBBTF) Rubber/PTFE
16	Valve Stem Seal Bulk	79-73	MV-1796 Std Only	Loc. Int.; Umbrella type; Fits Std. to .015" O/S valve stem; Carton of 100; (RBB) Rubber
16	Valve Stem Seal Bulk	79-73	ST-2001BC Std Only	Positive type; Installation requires valve guide machining; Carton of 100; (RBBTF) Rubber/PTFE
QTY	VALVE SEAT	YEARS	PART NO.	DESCRIPTION
8	Seat	79-73	245-1750-2 Std Only	Loc. Exh.; 1.7550" OD, 1.5000" ID, 0.2160" Depth
8	Seat	79-73	245-1750-2N Std Only	Loc. Exh.; Premium Material; 1.7550" OD, 1.5000" ID, 0.2160" Depth
8	Seat	79-73	245-2250-1 Std Only	Loc. Int.; Machine ID to fit; 2.2555" OD, 1.9375" ID, 0.1855" Depth
QTY	VALVE, MISC	YEARS	PART NO.	DESCRIPTION
32	Keeper	79-73	VK-115A Std Only	1 groove; Square cut key groove; Carton pack 24
32	Keeper	79-73	VK-115 Std Only	1 groove; Square cut key groove; Carton pack 32
32	Keeper	79-73	VK-115R Std Only	1 groove; Square cut key groove; Hardened
32	Keeper, Bulk	79-73	VK-115B Std Only	1 groove; Square cut key groove; Carton of 1000
16	Spring Insert	79-73	259-103C Std Only	.015"; ID 1.030"; Carton of 100
16	Spring Insert	79-73	259-103B Std Only	.030"; ID 1.030"; Carton of 100
16	Spring Insert	79-73	259-103BRS Std Only	.030"; ID 1.030"; Carton of 500
16	Spring Insert	79-73	259-103A Std Only	.060"; ID 1.030"; Carton of 100
16	Spring Insert	79-73	259-103ARS Std Only	.060"; ID 1.030"; Carton of 500
QTY	PISTON	YEARS	PART NO.	DESCRIPTION
8	Cast Piston	79-73	H418P 20 20	Hypereutectic; 1.0402" Pin Dia.; 2 Rings 5/64 Groove, 1 Ring 3/16 Groove, 1.752 CD, Oblong Recessed Head .240 deep - 8.0:1 C.R.
8	Cast Piston	79-73	H418CP Std-20-30-40-60	Hypereutectic; 1.0402" Pin Dia.; 2 Rings 5/64 Groove, 1 Ring 3/16 Groove, 1.752 CD, Oblong Recessed Head .240 deep - 8.0:1 C.R.; DUROSHIELD® skirt coated piston
8	Cast Piston - Individual	79-73	WH418CP Std-20-30-40-60	Hypereutectic; 1.0402" Pin Dia.; 2 Rings 5/64 Groove, 1 Ring 3/16 Groove, 1.752 CD, Oblong Recessed Head .240 deep - 8.0:1 C.R.; DUROSHIELD® skirt coated piston
8	Cast Piston - Individual	79-73	WH418P 20 + 20	Hypereutectic; 1.0402" Pin Dia.; 2 Rings 5/64 Groove, 1 Ring 3/16 Groove, 1.752 CD, Oblong Recessed Head .240 deep - 8.0:1 C.R.; Superseded - When depleted use WH418CP 20
1	Cast Piston Set w/Prem. Rings	79-73	8KH418CP 30 30-40-60	Cast; 1.0402" Pin Dia.; 2 Rings 5/64 Groove, 1 Ring 3/16 Groove, 1.752 CD, Oblong Recessed Head .240 deep - 8.0:1 C.R.; DUROSHIELD® skirt coated piston
8	POWERFORGED	79-73	L-2404F Std-30-40-60	Powerforged; 1.0402" Pin Dia.; 2 Rings 5/64 Groove, 1 Ring 3/16 Groove, 1.756 CD, .180 dish; DUROSHIELD® skirt coated piston
8	POWERFORGED Piston-Individual	79-73	WL-2404F Std-30-40-60	Powerforged; 1.0402" Pin Dia.; 2 Rings 5/64 Groove, 1 Ring 3/16 Groove, 1.756 CD, .180 dish; DUROSHIELD® skirt coated piston
QTY	RINGS	YEARS	PART NO.	DESCRIPTION
1	Premium Set	79-73	E-296K Std-20-30-40-60	2-5/64, 1-3/16; Premium Moly
1	Standard Set	79-73	E-296X Std-20-30-40-60	2-5/64, 1-3/16; Iron
QTY	ENGINE BEARINGS	YEARS	PART NO.	DESCRIPTION
1	Main Set	79-73	4907M Std-1-10-20-30-40	
1	Rod Set	79-73	8-3360CPA Std-1-10-20-30-40	
8	Rod Pair	79-73	3360CPA Std-1-10-20-30-40	

VALVE TRAIN

VALVE TRAIN

BLOCK

BLOCK

(continued on next page)

Ford Truck (Incl. SUV's)

460 7.5L (7539cc) OHV V8 (16 Valve), 4.36" Bore (Ford Eng.), 4 Bbl. "VIN J" 1979-1973 **65**
(cont.)

	ENGINE BEARINGS	YEARS	PART NO.	DESCRIPTION
QTY	(cont.)			
1	Cam Set	79-73	1414M Std Only	Babbitt material; Full round design
QTY	OIL PUMP	YEARS	PART NO.	DESCRIPTION
1	Oil Pump	79	224-41144	Ford F-250 Pickup Custom, Ranger, Ranger Lariat, Ranger XLT, F-350 Pickup Custom, Ranger, Ranger Lariat, Ranger XLT
1	Oil Pump	79	224-41144V	Ford F-250 Pickup Custom, Ranger, Ranger Lariat, Ranger XLT, F-350 Pickup Custom, Ranger, Ranger Lariat, Ranger XLT; High Volume, check pan for clearance
1	Oil Pump	78-73	224-41139V	VINTAGE; High Volume, check pan for clearance; Incl. 224-14160 screen
1	Oil Pump	78-73	224-41139	VINTAGE; Use w/224-12139
1	Pump Repair Kit	79-73	224-51139	
1	Inter. Shaft	79-73	224-61127	
1	Screen Assy.	79	224-14257	Ford F-250 Pickup Custom, Ranger, Ranger Lariat, Ranger XLT, F-350 Pickup Custom, Ranger, Ranger Lariat, Ranger XLT; 11 5/8" O.A.L
1	Screen Assy.	79	224-14230	Ford F-250 Pickup Custom, Ranger, Ranger Lariat, Ranger XLT, F-350 Pickup Custom, Ranger, Ranger Lariat, Ranger XLT; 13 1/4" O.A.L
1	Screen Assy.	79	224-14160	Use w/high volume oil pump; Bolt-on type screen
1	Screen Assy.	78	224-14160	Ford F-250 Pickup Base, Custom, Northland, Ranger, Ranger Lariat, Ranger XLT, F-350 Pickup Base, Custom, Northland, Ranger, Ranger Lariat, Ranger XLT; Use w/224-41139V; Bolt-on type screen
1	Screen Assy.	78	224-14273	Ford F-250 Pickup Base, Custom, Northland, Ranger, Ranger Lariat, Ranger XLT, F-350 Pickup Base, Custom, Northland, Ranger, Ranger Lariat, Ranger XLT; VINTAGE
1	Screen Assy.	78-73	224-12139	VINTAGE; Press-in type screen
1	Screen Assy.	77	224-14160	Ford F-250 Pickup Base, Custom, Northland, Ranger, Ranger XLT, XLT, F-350 Pickup Base, Custom, Northland, Ranger, Ranger XLT, XLT; Use w/224-41139V; Bolt-on type screen
1	Screen Assy.	77	224-14273	Ford F-250 Pickup Base, Custom, Northland, Ranger, Ranger XLT, XLT, F-350 Pickup Base, Custom, Northland, Ranger, Ranger XLT, XLT; VINTAGE
1	Screen Assy.	76	224-14160	Ford F-250 Pickup Base, Custom, Northland, Ranger, Ranger XLT, F-350 Pickup Base, Custom, Northland, Ranger, Ranger XLT; Use w/224-41139V; Bolt-on type screen
1	Screen Assy.	76	224-14273	Ford F-250 Pickup Base, Custom, Northland, Ranger, Ranger XLT, F-350 Pickup Base, Custom, Northland, Ranger, Ranger XLT; VINTAGE
1	Screen Assy.	75	224-14160	Exc. Ford F-100 Pickup Custom, Northland, Ranger, Ranger XLT, F-150 Pickup Custom, Northland, Ranger, Ranger XLT; Use w/224-41139V; Bolt-on type screen
1	Screen Assy.	75	224-14273	Exc. Ford F-100 Pickup Custom, Northland, Ranger, Ranger XLT, F-150 Pickup Custom, Northland, Ranger, Ranger XLT; VINTAGE
1	Screen Assy.	74-73	224-14160	Exc. Ford F-100 Pickup Base; Use w/224-41139V; Bolt-on type screen
1	Screen Assy.	74-73	224-14273	Exc. Ford F-100 Pickup Base; VINTAGE
QTY	GASKETS	YEARS	PART NO.	DESCRIPTION
1	Kit Gasket Set	79-75	260-1013	w/Original type timing cover; Int. manifold gskt. not incl.; Exh. manifold heat shields not incl.; Premium valve stem seals incl.
1	Kit Gasket Set	74	260-1013	From Ser. No. T20,001; Int. manifold gskt. not incl.; Exh. manifold heat shields not incl.; Premium valve stem seals incl.
1	Kit Gasket Set	74	260-1013	To Ser. No. T20,000; Exh. manifold heat shields not incl.; Premium valve stem seals incl.
1	Kit Gasket Set	73	260-1013	Exh. manifold heat shields not incl.; Premium valve stem seals incl.
1	Valley Pan Gasket Set	79-75	260-4005	Exc. LPG eng.
1	Valley Pan Gasket Set	79-75	260-4031	LPG eng.
1	Valley Pan Gasket Set	74	260-4005	From Ser. No. T20,001; Exc. LPG eng.
1	Valley Pan Gasket Set	74	260-4031	From Ser. No. T20,001; LPG eng.
QTY	FREEZE PLUGS	YEARS	PART NO.	DESCRIPTION
1	Brass Block Plug Kit	79-73	381-8018	
1	Steel Block Plug Kit	79-73	381-4021	
1	Steel Shallow Cup Freeze Plug	79-73	381-2194	2.500" Diameter

BLOCK

BLOCK

(continued on next page)

Ford Truck (Incl. SUV's)

65 460 7.5L (7539cc) OHV V8 (16 Valve), 4.36" Bore (Ford Eng.), 4 Bbl. "VIN J" 1979-1973

(cont.)

YEARS	RE-RING KIT		RE-RING	PREMIUM KIT NO.	ECONOMY KIT NO.
	DESCRIPTION				
79-75	w/Original type timing cover; Int. manifold gskt. not incl.; Exh. heat shields not incl.; Premium valve stem seals incl.		Re-ring	205-637	205-137
74	From Ser. No. T20,001; Int. manifold gskt. not incl.; Exh. heat shields not incl.; Premium valve stem seals incl.		Re-ring	205-637	205-137
74	To Ser. No. T20,000; Exh. heat shields not incl.; Premium valve stem seals incl.		Re-ring	205-637	205-137
73	Exh. heat shields not incl.; Premium valve stem seals incl.		Re-ring	205-637	205-137
79-75	w/Original type timing cover; Int. manifold gskt. not incl.; Exh. heat shields not incl.; Premium valve stem seals incl.		Re-ring w/Mains	205-637M	205-137M
74	From Ser. No. T20,001; Int. manifold gskt. not incl.; Exh. heat shields not incl.; Premium valve stem seals incl.		Re-ring w/Mains	205-637M	205-137M
74	To Ser. No. T20,000; Exh. heat shields not incl.; Premium valve stem seals incl.		Re-ring w/Mains	205-637M	205-137M
73	Exh. heat shields not incl.; Premium valve stem seals incl.		Re-ring w/Mains	205-637M	205-137M
YEARS	OVERHAUL KIT		DESCRIPTION	PREMIUM KIT NO.	ECONOMY KIT NO.
	DESCRIPTION				
79	Ford F-250 Pickup Custom, Ranger, Ranger Lariat, Ranger XLT, F-350 Pickup Custom, Ranger, Ranger Lariat, Ranger XLT; w/Original type timing cover; Int. manifold gskt. not incl.; Exh. heat shields not incl.; Premium valve stem seals incl.	Master w/Frg. Pstrn. Prm. Rings		MKF-637F	----
79	Ford F-250 Pickup Custom, Ranger, Ranger Lariat, Ranger XLT, F-350 Pickup Custom, Ranger, Ranger Lariat, Ranger XLT; w/Original type timing cover; Int. manifold gskt. not incl.; Exh. heat shields not incl.; Premium valve stem seals incl.	Master w/o Rods & Mains		505-637F	----
79	Ford F-250 Pickup Custom, Ranger, Ranger Lariat, Ranger XLT, F-350 Pickup Custom, Ranger, Ranger Lariat, Ranger XLT; w/Original type timing cover; Int. manifold gskt. not incl.; Exh. heat shields not incl.; Premium valve stem seals incl.	Master w/o Rods & Mains		----	505-267A
79	Ford F-250 Pickup Custom, Ranger, Ranger Lariat, Ranger XLT, F-350 Pickup Custom, Ranger, Ranger Lariat, Ranger XLT; w/Original type timing cover; Int. manifold gskt. not incl.; Exh. heat shields not incl.; Premium valve stem seals incl.	Master		MKP-637F	MKP-137F
79	Ford F-250 Pickup Custom, Ranger, Ranger Lariat, Ranger XLT, F-350 Pickup Custom, Ranger, Ranger Lariat, Ranger XLT; w/Original type timing cover; Int. manifold gskt. not incl.; Exh. heat shields not incl.; Premium valve stem seals incl.	Master w/o Pistons		MK-637F	MK-137F

K
I
T
S

K
I
T
S

GM Car (Incl. Buick, Cad., Chev., Olds., Pontiac)

Engine Finding Index

CID	Litres	CC	Block Type	Bore	Valves	Mfg.	Vin	Eng. Code	Mfg. Div.	Fuel Del. Type	Years	Line
140	2.3L	2294cc	OHV H6	3.375"	12	GMC Eng.			Corvair	2-1 Bbl./Gasoline	1960	1
140	2.3L	2294cc	SOHC L4	3.5"	8	GMC Eng.	A		Chevrolet	1 Bbl./Gasoline	1976-1971	2
140	2.3L	2294cc	SOHC L4	3.5"	8	GMC Eng.	B		Chevrolet	2 Bbl./Gasoline	1977-1971	3
145	2.4L	2377cc	OHV H6	3.4375"	12	GMC Eng.			Corvair	1 Bbl./Gasoline	1963	4
145	2.4L	2377cc	OHV H6	3.4375"	12	GMC Eng.			Corvair	2-1 Bbl./Gasoline	1963-1961	5
151	2.5L	2475cc	OHV L4	4"	8	GMC Eng.	1		Pontiac	2 Bbl./Gasoline	1979-1978	6
151	2.5L	2475cc	OHV L4	4"	8	GMC Eng.	9		Pontiac	2 Bbl./Gasoline	1979-1978	7
151	2.5L	2475cc	OHV L4	4"	8	GMC Eng.	V		Pontiac	2 Bbl./Gasoline	1980-1977	8
153	2.5L	2508cc	OHV L4	3.875"	8	GMC Eng.			Chevrolet	1 Bbl./Gasoline	1970-1962	9
164	2.7L	2684cc	OHV H6	3.4375"	12	GMC Eng.			Corvair	2-1 Bbl./Gasoline	1969-1964	10
164	2.7L	2684cc	OHV H6	3.4375"	12	GMC Eng.			Corvair	4-1 Bbl./Gasoline	1969-1965	11
194	3.2L	3180cc	OHV L6	3.5625"	12	GMC Eng.			Chevrolet	1 Bbl./Gasoline	1967-1962	12
195	3.2L	3196cc	OHV L4	4.0625"	8	GMC Eng.		76Y	Pontiac	1 Bbl./Gasoline	1963-1962	13
195	3.2L	3196cc	OHV L4	4.0625"	8	GMC Eng.		77Y	Pontiac	4 Bbl./Gasoline	1963-1962	14

(continued on next page)

GM Car (Incl. Buick, Cad., Chev., Olds., Pontiac)

Engine Finding Index												
CID	Litres	CC	Block Type	Bore	Valves	Mfg.	Vin	Eng. Code	Mfg. Div.	Fuel Del. Type	Years	Line
195	3.2L	3196cc	OHV L4	4.0625"	8	GMC Eng.		78Y	Pontiac	1 Bbl./Gasoline	1963-1962	15
195	3.2L	3196cc	OHV L4	4.0625"	8	GMC Eng.		79Y	Pontiac	1 Bbl./Gasoline	1963-1962	16
195	3.2L	3196cc	OHV L4	4.0625"	8	GMC Eng.		83Z	Pontiac	1 Bbl./Gasoline	1963-1962	17
195	3.2L	3196cc	OHV L4	4.0625"	8	GMC Eng.		84Z	Pontiac	4 Bbl./Gasoline	1963-1962	18
195	3.2L	3196cc	OHV L4	4.0625"	8	GMC Eng.		85Z	Pontiac	1 Bbl./Gasoline	1963-1962	19
195	3.2L	3196cc	OHV L4	4.0625"	8	GMC Eng.		86Z	Pontiac	1 Bbl./Gasoline	1963-1962	20
195	3.2L	3196cc	OHV L4	4.0625"	8	GMC Eng.		87Z	Pontiac	4 Bbl./Gasoline	1963-1962	21
195	3.2L	3196cc	OHV L4	4.0625"	8	GMC Eng.		88Z	Pontiac	1 Bbl./Gasoline	1963-1962	22
195	3.2L	3196cc	OHV L4	4.0625"	8	GMC Eng.		89Z	Pontiac	1 Bbl./Gasoline	1963-1962	23
195	3.2L	3196cc	OHV L4	4.0625"	8	GMC Eng.		DA	Pontiac	1 Bbl./Gasoline	1961	24
195	3.2L	3196cc	OHV L4	4.0625"	8	GMC Eng.		DS	Pontiac	1 Bbl./Gasoline	1961	25
195	3.2L	3196cc	OHV L4	4.0625"	8	GMC Eng.		OA	Pontiac	1 Bbl./Gasoline	1961	26
195	3.2L	3196cc	OHV L4	4.0625"	8	GMC Eng.		OS	Pontiac	1 Bbl./Gasoline	1961	27
195	3.2L	3196cc	OHV L4	4.0625"	8	GMC Eng.		XA	Pontiac	4 Bbl./Gasoline	1961	28
195	3.2L	3196cc	OHV L4	4.0625"	8	GMC Eng.		XS	Pontiac	4 Bbl./Gasoline	1961	29
195	3.2L	3196cc	OHV L4	4.0625"	8	GMC Eng.		ZA	Pontiac	1 Bbl./Gasoline	1961	30
195	3.2L	3196cc	OHV L4	4.0625"	8	GMC Eng.		ZS	Pontiac	1 Bbl./Gasoline	1961	31
196	3.2L	3212cc	OHV V6	3.5"	12	GMC Eng.	C		Buick	2 Bbl./Gasoline	1979-1978	32
198	3.2L	3245cc	OHV V6	3.625"	12	GMC Eng.		6I	Buick	2 Bbl./Gasoline	1962	33
198	3.2L	3245cc	OHV V6	3.625"	12	GMC Eng.		JL	Buick	2 Bbl./Gasoline	1963	34
198	3.2L	3245cc	OHV V6	3.625"	12	GMC Eng.		JZ	Buick	2 Bbl./Gasoline	1963	35
200	3.3L	3277cc	OHV V6	3.5"	12	GMC Eng.	M		Chevrolet	2 Bbl./Gasoline	1979-1978	36
215	3.5L	3524cc	OHV L6	3.75"	12	GMC Eng.		80Z	Pontiac	1 Bbl./Gasoline	1964	37
215	3.5L	3524cc	OHV L6	3.75"	12	GMC Eng.		81Z	Pontiac	1 Bbl./Gasoline	1964	38
215	3.5L	3524cc	OHV L6	3.75"	12	GMC Eng.		82Z	Pontiac	1 Bbl./Gasoline	1964	39
215	3.5L	3524cc	OHV L6	3.75"	12	GMC Eng.		83Y	Pontiac	1 Bbl./Gasoline	1964	40
215	3.5L	3524cc	OHV L6	3.75"	12	GMC Eng.		84Z	Pontiac	1 Bbl./Gasoline	1964	41
215	3.5L	3524cc	OHV L6	3.75"	12	GMC Eng.		85Z	Pontiac	1 Bbl./Gasoline	1964	42
215	3.5L	3524cc	OHV L6	3.75"	12	GMC Eng.		87Z	Pontiac	1 Bbl./Gasoline	1964	43
215	3.5L	3524cc	OHV L6	3.75"	12	GMC Eng.		88Y	Pontiac	1 Bbl./Gasoline	1964	44
215	3.5L	3524cc	OHV L6	3.75"	12	GMC Eng.		89Y	Pontiac	1 Bbl./Gasoline	1964	45
215	3.5L	3524cc	OHV L6	3.75"	12	GMC Eng.		ZD	Pontiac	1 Bbl./Gasoline	1965	46
215	3.5L	3524cc	OHV L6	3.75"	12	GMC Eng.		ZE	Pontiac	1 Bbl./Gasoline	1965	47
215	3.5L	3524cc	OHV L6	3.75"	12	GMC Eng.		ZK	Pontiac	1 Bbl./Gasoline	1965	48
215	3.5L	3524cc	OHV L6	3.75"	12	GMC Eng.		ZL	Pontiac	1 Bbl./Gasoline	1965	49
215	3.5L	3524cc	OHV L6	3.75"	12	GMC Eng.		ZM	Pontiac	1 Bbl./Gasoline	1965	50
215	3.5L	3524cc	OHV L6	3.75"	12	GMC Eng.		ZN	Pontiac	1 Bbl./Gasoline	1965	51
215	3.5L	3524cc	OHV L6	3.75"	12	GMC Eng.		ZR	Pontiac	1 Bbl./Gasoline	1965	52
215	3.5L	3524cc	OHV L6	3.75"	12	GMC Eng.		ZS	Pontiac	1 Bbl./Gasoline	1965	53
215	3.5L	3528cc	OHV V8	3.5"	16	GMC Eng.		91Z	Buick	4 Bbl./Gasoline	1962	54
215	3.5L	3528cc	OHV V8	3.5"	16	GMC Eng.		96Y	Buick	4 Bbl./Gasoline	1962	55
215	3.5L	3528cc	OHV V8	3.5"	16	GMC Eng.		97Y	Buick	4 Bbl./Gasoline	1962	56
215	3.5L	3528cc	OHV V8	3.5"	16	GMC Eng.		AYA	Buick	2 Bbl./Gasoline	1961	57
215	3.5L	3528cc	OHV V8	3.5"	16	GMC Eng.		AYS	Buick	2 Bbl./Gasoline	1961	58
215	3.5L	3528cc	OHV V8	3.5"	16	GMC Eng.		H	Buick	2 Bbl./Gasoline	1961	59
215	3.5L	3528cc	OHV V8	3.5"	16	GMC Eng.		H	Buick	4 Bbl./Gasoline	1961	60
215	3.5L	3528cc	OHV V8	3.5"	16	GMC Eng.		HI	Buick	4 Bbl./Gasoline	1962	61
215	3.5L	3528cc	OHV V8	3.5"	16	GMC Eng.		I	Buick	2 Bbl./Gasoline	1962	62
215	3.5L	3528cc	OHV V8	3.5"	16	GMC Eng.		JM	Buick	2 Bbl./Gasoline	1963	63
215	3.5L	3528cc	OHV V8	3.5"	16	GMC Eng.		JN	Buick	4 Bbl./Gasoline	1963	64
215	3.5L	3528cc	OHV V8	3.5"	16	GMC Eng.		JP	Buick	2 Bbl./Gasoline	1963	65
215	3.5L	3528cc	OHV V8	3.5"	16	GMC Eng.		LH	Buick	2 Bbl./Gasoline	1961	66
215	3.5L	3528cc	OHV V8	3.5"	16	GMC Eng.		LI	Buick	2 Bbl./Gasoline	1962	67
215	3.5L	3528cc	OHV V8	3.5"	16	GMC Eng.		S	Buick	2 Bbl./Gasoline	1963-1961	68
215	3.5L	3528cc	OHV V8	3.5"	16	GMC Eng.		SE	Buick	2 Bbl./Gasoline	1963-1961	69
215	3.5L	3528cc	OHV V8	3.5"	16	GMC Eng.		SG	Buick	4 Bbl./Gasoline	1963-1961	70
215	3.5L	3528cc	OHV V8	3.5"	16	GMC Eng.		SH	Buick	4 Bbl./Gasoline	1963-1961	71
215	3.5L	3528cc	OHV V8	3.5"	16	GMC Eng.		YA	Buick	2 Bbl./Gasoline	1961	72
215	3.5L	3528cc	OHV V8	3.5"	16	GMC Eng.		YS	Buick	2 Bbl./Gasoline	1961	73
215	3.5L	3528cc	OHV V8	3.5"	16	GMC Eng.		ST	Oldsmobile	4 Bbl./Gasoline	1963-1962	74
215	3.5L	3528cc	OHV V8	3.5"	16	GMC Eng.		ST	Oldsmobile	MFI/Gasoline	1963-1962	75
216.5	3.5L	3548cc	OHV L6	3.5"	12	GMC Eng.			Chevrolet	1 Bbl./Gasoline	1952-1937	76
225	3.7L	3688cc	OHV V6	3.75"	12	GMC Eng.		HH	Buick	1 Bbl./Gasoline	1965	77
225	3.7L	3688cc	OHV V6	3.75"	12	GMC Eng.		KH	Buick	1 Bbl./Gasoline	1964	78
225	3.7L	3688cc	OHV V6	3.75"	12	GMC Eng.		KJ	Buick	1 Bbl./Gasoline	1964	79
225	3.7L	3688cc	OHV V6	3.75"	12	GMC Eng.		LH	Buick	1 Bbl./Gasoline	1965	80
225	3.7L	3688cc	OHV V6	3.75"	12	GMC Eng.		LJ	Buick	1 Bbl./Gasoline	1965	81
225	3.7L	3688cc	OHV V6	3.75"	12	GMC Eng.		MH	Buick	2 Bbl./Gasoline	1966	82
225	3.7L	3688cc	OHV V6	3.75"	12	GMC Eng.		MK	Buick	2 Bbl./Gasoline	1966	83
225	3.7L	3688cc	OHV V6	3.75"	12	GMC Eng.		NH	Buick	2 Bbl./Gasoline	1967	84
229	3.8L	3752cc	OHV V6	3.736"	12	GMC Eng.	K		Chevrolet	2 Bbl./Gasoline	1980	85
230	3.8L	3770cc	OHV L6	3.875"	12	GMC Eng.			Chevrolet	1 Bbl./Gasoline	1970-1963	86
230	3.8L	3770cc	SOHC L6	3.875"	12	GMC Eng.		ZD	Pontiac	4 Bbl./Gasoline	1967-1966	87

(continued on next page)

GM Car (Incl. Buick, Cad., Chev., Olds., Pontiac)

Engine Finding Index

CID	Litres	CC	Block Type	Bore	Valves	Mfg.	Vin	Eng. Code	Mfg. Div.	Fuel Del. Type	Years	Line
230	3.8L	3770cc	SOHC L6	3.875"	12	GMC Eng.		ZE	Pontiac	4 Bbl./Gasoline	1967-1966	88
230	3.8L	3770cc	SOHC L6	3.875"	12	GMC Eng.		ZF	Pontiac	1 Bbl./Gasoline	1967-1966	89
230	3.8L	3770cc	SOHC L6	3.875"	12	GMC Eng.		ZG	Pontiac	1 Bbl./Gasoline	1967-1966	90
230	3.8L	3770cc	SOHC L6	3.875"	12	GMC Eng.		ZK	Pontiac	1 Bbl./Gasoline	1967-1966	91
230	3.8L	3770cc	SOHC L6	3.875"	12	GMC Eng.		ZL	Pontiac	4 Bbl./Gasoline	1967-1966	92
230	3.8L	3770cc	SOHC L6	3.875"	12	GMC Eng.		ZM	Pontiac	1 Bbl./Gasoline	1967-1966	93
230	3.8L	3770cc	SOHC L6	3.875"	12	GMC Eng.		ZN	Pontiac	1 Bbl./Gasoline	1967-1966	94
230	3.8L	3770cc	SOHC L6	3.875"	12	GMC Eng.		ZR	Pontiac	4 Bbl./Gasoline	1967-1966	95
230	3.8L	3770cc	SOHC L6	3.875"	12	GMC Eng.		ZS	Pontiac	1 Bbl./Gasoline	1967-1966	96
231	3.8L	3791cc	OHV V6	3.8"	12	GMC Eng.	2		Buick	2 Bbl./Gasoline	1979-1978	97
231	3.8L	3791cc	OHV V6	3.8"	12	GMC Eng.	3		Buick	4 Bbl./Gasoline	1980-1978	98
231	3.8L	3791cc	OHV V6	3.8"	12	GMC Eng.	A		Buick	2 Bbl./Gasoline	1980-1977	99
231	3.8L	3791cc	OHV V6	3.8"	12	GMC Eng.	C		Buick	2 Bbl./Gasoline	1977-1975	100
231	3.8L	3791cc	OHV V6	3.8"	12	GMC Eng.	G		Buick	2 Bbl./Gasoline	1978	101
235	3.8L	3852cc	OHV L6	3.5625"	12	GMC Eng.			Chevrolet	1 Bbl./Gasoline	1962-1950	102
235	3.8L	3852cc	OHV L6	3.5625"	12	GMC Eng.			Chevrolet	3-1 Bbl./Gasoline	1955-1953	103
250	4.1L	4098cc	OHV L6	3.875"	12	GMC Eng.	D		Chevrolet	1 Bbl./Gasoline	1979-1972	104
250	4.1L	4098cc	OHV L6	3.875"	12	GMC Eng.		CAA	Chevrolet	1 Bbl./Gasoline	1971-1970	105
250	4.1L	4098cc	OHV L6	3.875"	12	GMC Eng.		CAB	Chevrolet	1 Bbl./Gasoline	1971-1970	106
250	4.1L	4098cc	OHV L6	3.875"	12	GMC Eng.		CG	Chevrolet	1 Bbl./Gasoline	1971-1970	107
250	4.1L	4098cc	OHV L6	3.875"	12	GMC Eng.		FT	Chevrolet	1 Bbl./Gasoline	1966	108
250	4.1L	4098cc	OHV L6	3.875"	12	GMC Eng.		FV	Chevrolet	1 Bbl./Gasoline	1967	109
250	4.1L	4098cc	OHV L6	3.875"	12	GMC Eng.		LA	Chevrolet	1 Bbl./Gasoline	1969	110
250	4.1L	4098cc	OHV L6	3.875"	12	GMC Eng.		LE	Chevrolet	1 Bbl./Gasoline	1969	111
250	4.1L	4098cc	OHV L6	3.875"	12	GMC Eng.		MA	Chevrolet	1 Bbl./Gasoline	1969	112
250	4.1L	4098cc	OHV L6	3.875"	12	GMC Eng.		ME	Chevrolet	1 Bbl./Gasoline	1969	113
250	4.1L	4098cc	OHV L6	3.875"	12	GMC Eng.		PS	Chevrolet	1 Bbl./Gasoline	1968	114
250	4.1L	4098cc	OHV L6	3.875"	12	GMC Eng.		RF	Chevrolet	1 Bbl./Gasoline	1971-1970	115
250	4.1L	4098cc	OHV L6	3.875"	12	GMC Eng.		SA	Chevrolet	1 Bbl./Gasoline	1970	116
250	4.1L	4098cc	OHV L6	3.875"	12	GMC Eng.		SB	Chevrolet	1 Bbl./Gasoline	1970	117
250	4.1L	4098cc	OHV L6	3.875"	12	GMC Eng.		VB	Chevrolet	1 Bbl./Gasoline	1971-1968	118
250	4.1L	4098cc	OHV L6	3.875"	12	GMC Eng.		VE	Chevrolet	1 Bbl./Gasoline	1969-1966	119
250	4.1L	4098cc	OHV L6	3.875"	12	GMC Eng.		VF	Chevrolet	1 Bbl./Gasoline	1971-1968	120
250	4.1L	4098cc	OHV L6	3.875"	12	GMC Eng.		ZB	Chevrolet	1 Bbl./Gasoline	1971-1970	121
250	4.1L	4098cc	OHV L6	3.875"	12	GMC Eng.		ZG	Chevrolet	1 Bbl./Gasoline	1971-1970	122
250	4.1L	4098cc	OHV L6	3.875"	12	GMC Eng.			Chevrolet	1 Bbl./Gasoline	1971-1965	123
250	4.1L	4098cc	SOHC L6	3.875"	12	GMC Eng.		XF	Pontiac	1 Bbl./Gasoline	1969	124
250	4.1L	4098cc	SOHC L6	3.875"	12	GMC Eng.		ZC	Pontiac	1 Bbl./Gasoline	1969	125
250	4.1L	4098cc	SOHC L6	3.875"	12	GMC Eng.		ZD	Pontiac	4 Bbl./Gasoline	1969-1968	126
250	4.1L	4098cc	SOHC L6	3.875"	12	GMC Eng.		ZE	Pontiac	4 Bbl./Gasoline	1969-1968	127
250	4.1L	4098cc	SOHC L6	3.875"	12	GMC Eng.		ZF	Pontiac	1 Bbl./Gasoline	1969	128
250	4.1L	4098cc	SOHC L6	3.875"	12	GMC Eng.		ZH	Pontiac	4 Bbl./Gasoline	1969	129
250	4.1L	4098cc	SOHC L6	3.875"	12	GMC Eng.		ZK	Pontiac	1 Bbl./Gasoline	1969-1968	130
250	4.1L	4098cc	SOHC L6	3.875"	12	GMC Eng.		ZL	Pontiac	4 Bbl./Gasoline	1969-1968	131
250	4.1L	4098cc	SOHC L6	3.875"	12	GMC Eng.		ZN	Pontiac	1 Bbl./Gasoline	1969-1968	132
250	4.1L	4098cc	SOHC L6	3.875"	12	GMC Eng.		ZO	Pontiac	4 Bbl./Gasoline	1968	133
260	4.3L	4261cc	OHV V8	3.5"	16	GMC Eng.	F		Oldsmobile	2 Bbl./Gasoline	1980-1975	134
261	4.3L	4278cc	OHV L6	3.75"	12	GMC Eng.			Chevrolet	1 Bbl./Gasoline	1962-1955	135
261	4.3L	4278cc	OHV L6	3.75"	12	GMC Eng.			Chevrolet	2 Bbl./Gasoline	1962-1955	136
262	4.3L	4293cc	OHV V8	3.671"	16	GMC Eng.	G		Chevrolet	2 Bbl./Gasoline	1976-1975	137
263	4.3L	4311cc	OHV L8	3.1875"	16	GMC Eng.			Buick	2 Bbl./Gasoline	1953-1950	138
264	4.3L	4327cc	OHV V8	3.625"	16	GMC Eng.			Buick	2 Bbl./Gasoline	1955-1954	139
265	4.3L	4343cc	OHV V8	3.75"	16	GMC Eng.			Chevrolet	2 Bbl./Gasoline	1957-1955	140
265	4.3L	4343cc	OHV V8	3.75"	16	GMC Eng.			Chevrolet	2-4 Bbl./Gasoline	1956	141
265	4.3L	4343cc	OHV V8	3.75"	16	GMC Eng.			Chevrolet	4 Bbl./Gasoline	1957-1955	142
265	4.3L	4343cc	OHV V8	3.75"	16	GMC Eng.	S		Pontiac	2 Bbl./Gasoline	1980	143
267	4.4L	4376cc	OHV V8	3.5"	16	GMC Eng.	J		Chevrolet	2 Bbl./Gasoline	1980-1979	144
283	4.6L	4638cc	OHV V8	3.875"	16	GMC Eng.			Chevrolet	2 Bbl./Gasoline	1967-1957	145
283	4.6L	4638cc	OHV V8	3.875"	16	GMC Eng.			Chevrolet	2-4 Bbl./Gasoline	1961-1957	146
283	4.6L	4638cc	OHV V8	3.875"	16	GMC Eng.			Chevrolet	4 Bbl./Gasoline	1967-1957	147
283	4.6L	4638cc	OHV V8	3.875"	16	GMC Eng.			Chevrolet	MFI/Gasoline	1961-1957	148
287.2	4.7L	4707cc	OHV V8	3.75"	16	GMC Eng.			Pontiac	2 Bbl./Gasoline	1955	149
287.2	4.7L	4707cc	OHV V8	3.75"	16	GMC Eng.			Pontiac	4 Bbl./Gasoline	1955	150
300	4.9L	4917cc	OHV V8	3.75"	16	GMC Eng.		KL	Buick	2 Bbl./Gasoline	1964	151
300	4.9L	4917cc	OHV V8	3.75"	16	GMC Eng.		KP	Buick	4 Bbl./Gasoline	1964	152
300	4.9L	4917cc	OHV V8	3.75"	16	GMC Eng.		LL	Buick	2 Bbl./Gasoline	1965	153
300	4.9L	4917cc	OHV V8	3.75"	16	GMC Eng.		LP	Buick	4 Bbl./Gasoline	1965	154
300	4.9L	4917cc	OHV V8	3.75"	16	GMC Eng.		ML	Buick	2 Bbl./Gasoline	1966	155
300	4.9L	4917cc	OHV V8	3.75"	16	GMC Eng.		NL	Buick	2 Bbl./Gasoline	1967	156
301	4.9L	4933cc	OHV V8	4"	16	GMC Eng.	W		Pontiac	4 Bbl./Gasoline	1980-1978	157
301	4.9L	4933cc	OHV V8	4"	16	GMC Eng.	Y		Pontiac	2 Bbl./Gasoline	1979-1977	158
302	4.9L	4950cc	OHV V8	4"	16	GMC Eng.			Chevrolet	4 Bbl./Gasoline	1969-1967	159
303	5.0L	4966cc	OHV V8	3.75"	16	GMC Eng.			Oldsmobile	2 Bbl./Gasoline	1953-1949	160

(continued on next page)

GM Car (Incl. Buick, Cad., Chev., Olds., Pontiac)

Engine Finding Index												
CID	Litres	CC	Block Type	Bore	Valves	Mfg.	Vin	Eng. Code	Mfg. Div.	Fuel Del. Type	Years	Line
303	5.0L	4966cc	OHV V8	3.75"	16	GMC Eng.				Oldsmobile 4 Bbl./Gasoline	1953-1952	161
305	5.0L	4999cc	OHV V8	3.736"	16	GMC Eng.	G			Chevrolet 2 Bbl./Gasoline	1979	162
305	5.0L	4999cc	OHV V8	3.736"	16	GMC Eng.	H			Chevrolet 4 Bbl./Gasoline	1980-1978	163
305	5.0L	4999cc	OHV V8	3.736"	16	GMC Eng.	Q			Chevrolet 2 Bbl./Gasoline	1976	164
305	5.0L	4999cc	OHV V8	3.736"	16	GMC Eng.	U			Chevrolet 2 Bbl./Gasoline	1978-1976	165
307	5.0L	5032cc	OHV V8	3.875"	16	GMC Eng.	F			Chevrolet 2 Bbl./Gasoline	1973-1972	166
307	5.0L	5032cc	OHV V8	3.875"	16	GMC Eng.		CCA		Chevrolet 2 Bbl./Gasoline	1971	167
307	5.0L	5032cc	OHV V8	3.875"	16	GMC Eng.		CCC		Chevrolet 2 Bbl./Gasoline	1971	168
307	5.0L	5032cc	OHV V8	3.875"	16	GMC Eng.				Chevrolet 2 Bbl./Gasoline	1971-1968	169
316	5.2L	5179cc	OHV V8	3.9375"	16	GMC Eng.				Pontiac 2 Bbl./Gasoline	1956	170
316	5.2L	5179cc	OHV V8	3.9375"	16	GMC Eng.				Pontiac 2-4 Bbl./Gasoline	1956	171
316	5.2L	5179cc	OHV V8	3.9375"	16	GMC Eng.				Pontiac 4 Bbl./Gasoline	1956	172
322	5.3L	5278cc	OHV V8	4"	16	GMC Eng.				Buick 2 Bbl./Gasoline	1956-1953	173
322	5.3L	5278cc	OHV V8	4"	16	GMC Eng.				Buick 4 Bbl./Gasoline	1956-1953	174
324	5.3L	5310cc	OHV V8	3.875"	16	GMC Eng.				Oldsmobile 2 Bbl./Gasoline	1956-1954	175
324	5.3L	5310cc	OHV V8	3.875"	16	GMC Eng.				Oldsmobile 4 Bbl./Gasoline	1956-1954	176
326	5.3L	5343cc	OHV V8	3.7188"	16	GMC Eng.		59O		Pontiac 4 Bbl./Gasoline	1964-1963	177
326	5.3L	5343cc	OHV V8	3.7188"	16	GMC Eng.		60O		Pontiac 2 Bbl./Gasoline	1964-1963	178
326	5.3L	5343cc	OHV V8	3.7188"	16	GMC Eng.		68X		Pontiac 2 Bbl./Gasoline	1964-1963	179
326	5.3L	5343cc	OHV V8	3.7188"	16	GMC Eng.		69O		Pontiac 2 Bbl./Gasoline	1964-1963	180
326	5.3L	5343cc	OHV V8	3.7188"	16	GMC Eng.		70X		Pontiac 4 Bbl./Gasoline	1964-1963	181
326	5.3L	5343cc	OHV V8	3.7188"	16	GMC Eng.		71X		Pontiac 2 Bbl./Gasoline	1963	182
326	5.3L	5343cc	OHV V8	3.7188"	16	GMC Eng.		92X		Pontiac 2 Bbl./Gasoline	1964	183
326	5.3L	5343cc	OHV V8	3.7188"	16	GMC Eng.		94X		Pontiac 4 Bbl./Gasoline	1964	184
326	5.3L	5343cc	OHV V8	3.7188"	16	GMC Eng.		96O		Pontiac 2 Bbl./Gasoline	1964	185
326	5.3L	5343cc	OHV V8	3.7188"	16	GMC Eng.		97O		Pontiac 4 Bbl./Gasoline	1964	186
326	5.3L	5343cc	OHV V8	3.7188"	16	GMC Eng.		WC		Pontiac 2 Bbl./Gasoline	1967	187
326	5.3L	5343cc	OHV V8	3.7188"	16	GMC Eng.		WH		Pontiac 2 Bbl./Gasoline	1967	188
326	5.3L	5343cc	OHV V8	3.7188"	16	GMC Eng.		WJ		Pontiac 2 Bbl./Gasoline	1967	189
326	5.3L	5343cc	OHV V8	3.7188"	16	GMC Eng.		WK		Pontiac 4 Bbl./Gasoline	1967	190
326	5.3L	5343cc	OHV V8	3.7188"	16	GMC Eng.		WL		Pontiac 2 Bbl./Gasoline	1967	191
326	5.3L	5343cc	OHV V8	3.7188"	16	GMC Eng.		WO		Pontiac 4 Bbl./Gasoline	1967	192
326	5.3L	5343cc	OHV V8	3.7188"	16	GMC Eng.		WP		Pontiac 2 Bbl./Gasoline	1967-1965	193
326	5.3L	5343cc	OHV V8	3.7188"	16	GMC Eng.		WR		Pontiac 4 Bbl./Gasoline	1967-1965	194
326	5.3L	5343cc	OHV V8	3.7188"	16	GMC Eng.		WX		Pontiac 2 Bbl./Gasoline	1966	195
326	5.3L	5343cc	OHV V8	3.7188"	16	GMC Eng.		XF		Pontiac 2 Bbl./Gasoline	1967-1966	196
326	5.3L	5343cc	OHV V8	3.7188"	16	GMC Eng.		XG		Pontiac 4 Bbl./Gasoline	1967-1966	197
326	5.3L	5343cc	OHV V8	3.7188"	16	GMC Eng.		XL		Pontiac 2 Bbl./Gasoline	1967	198
326	5.3L	5343cc	OHV V8	3.7188"	16	GMC Eng.		XO		Pontiac 4 Bbl./Gasoline	1967	199
326	5.3L	5343cc	OHV V8	3.7188"	16	GMC Eng.		XR		Pontiac 4 Bbl./Gasoline	1967	200
326	5.3L	5343cc	OHV V8	3.7188"	16	GMC Eng.		YJ		Pontiac 2 Bbl./Gasoline	1967	201
326	5.3L	5343cc	OHV V8	3.7188"	16	GMC Eng.		YM		Pontiac 4 Bbl./Gasoline	1967	202
326	5.3L	5343cc	OHV V8	3.7188"	16	GMC Eng.		YN		Pontiac 2 Bbl./Gasoline	1967-1965	203
326	5.3L	5343cc	OHV V8	3.7188"	16	GMC Eng.		YP		Pontiac 4 Bbl./Gasoline	1967-1965	204
327	5.4L	5360cc	OHV V8	4"	16	GMC Eng.				Chevrolet 2 Bbl./Gasoline	1969-1967	205
327	5.4L	5360cc	OHV V8	4"	16	GMC Eng.				Chevrolet 2-4 Bbl./Gasoline	1965-1962	206
327	5.4L	5360cc	OHV V8	4"	16	GMC Eng.				Chevrolet 4 Bbl./Gasoline	1968-1962	207
327	5.4L	5360cc	OHV V8	4"	16	GMC Eng.				Chevrolet MFI/Gasoline	1965-1962	208
330	5.4L	5409cc	OHV V8	3.9375"	16	GMC Eng.		T		Oldsmobile 2 Bbl./Gasoline	1965-1964	209
330	5.4L	5409cc	OHV V8	3.9375"	16	GMC Eng.		TE		Oldsmobile 2 Bbl./Gasoline	1965-1964	210
330	5.4L	5409cc	OHV V8	3.9375"	16	GMC Eng.		TG		Oldsmobile 4 Bbl./Gasoline	1965-1964	211
330	5.4L	5409cc	OHV V8	3.9375"	16	GMC Eng.		TH		Oldsmobile 4 Bbl./Gasoline	1965-1964	212
330	5.4L	5409cc	OHV V8	3.9375"	16	GMC Eng.		TK		Oldsmobile 2 Bbl./Gasoline	1964	213
330	5.4L	5409cc	OHV V8	3.9375"	16	GMC Eng.		U		Oldsmobile 2 Bbl./Gasoline	1965	214
330	5.4L	5409cc	OHV V8	3.9375"	16	GMC Eng.		UE		Oldsmobile 2 Bbl./Gasoline	1965	215
330	5.4L	5409cc	OHV V8	3.9375"	16	GMC Eng.		UG		Oldsmobile 4 Bbl./Gasoline	1965	216
330	5.4L	5409cc	OHV V8	3.9375"	16	GMC Eng.		UH		Oldsmobile 4 Bbl./Gasoline	1965	217
330	5.4L	5409cc	OHV V8	3.9375"	16	GMC Eng.		UL		Oldsmobile 2 Bbl./Gasoline	1965	218
330	5.4L	5409cc	OHV V8	3.9375"	16	GMC Eng.		W		Oldsmobile 2 Bbl./Gasoline	1967-1966	219
330	5.4L	5409cc	OHV V8	3.9375"	16	GMC Eng.		WE		Oldsmobile 2 Bbl./Gasoline	1967-1966	220
330	5.4L	5409cc	OHV V8	3.9375"	16	GMC Eng.		WG		Oldsmobile 4 Bbl./Gasoline	1967-1966	221
330	5.4L	5409cc	OHV V8	3.9375"	16	GMC Eng.		WH		Oldsmobile 4 Bbl./Gasoline	1967-1966	222
330	5.4L	5409cc	OHV V8	3.9375"	16	GMC Eng.		WL		Oldsmobile 4 Bbl./Gasoline	1966	223
330	5.4L	5409cc	OHV V8	3.9375"	16	GMC Eng.		X		Oldsmobile 2 Bbl./Gasoline	1966	224
330	5.4L	5409cc	OHV V8	3.9375"	16	GMC Eng.		XE		Oldsmobile 2 Bbl./Gasoline	1967-1966	225
330	5.4L	5409cc	OHV V8	3.9375"	16	GMC Eng.		XG		Oldsmobile 4 Bbl./Gasoline	1967-1966	226
330	5.4L	5409cc	OHV V8	3.9375"	16	GMC Eng.		XH		Oldsmobile 4 Bbl./Gasoline	1966	227
330	5.4L	5409cc	OHV V8	3.9375"	16	GMC Eng.		XL		Oldsmobile 2 Bbl./Gasoline	1967-1966	228
331	5.4L	5425cc	OHV V8	3.8125"	16	GMC Eng.				Cadillac 2 Bbl./Gasoline	1951-1949	229
331	5.4L	5425cc	OHV V8	3.8125"	16	GMC Eng.				Cadillac 2-4 Bbl./Gasoline	1955	230
331	5.4L	5425cc	OHV V8	3.8125"	16	GMC Eng.				Cadillac 4 Bbl./Gasoline	1955-1952	231
340	5.6L	5573cc	OHV V8	3.75"	16	GMC Eng.		MA		Buick 2 Bbl./Gasoline	1966	232
340	5.6L	5573cc	OHV V8	3.75"	16	GMC Eng.		MB		Buick 4 Bbl./Gasoline	1966	233

(continued on next page)

GM Car (Incl. Buick, Cad., Chev., Olds., Pontiac)

Engine Finding Index

CID	Litres	CC	Block Type	Bore	Valves	Mfg.	Vin	Eng. Code	Mfg. Div.	Fuel Del. Type	Years	Line
340	5.6L	5573cc	OHV V8	3.75"	16	GMC Eng.		NA	Buick	2 Bbl./Gasoline	1967	234
340	5.6L	5573cc	OHV V8	3.75"	16	GMC Eng.		NB	Buick	4 Bbl./Gasoline	1967	235
347	5.7L	5687cc	OHV V8	3.9375"	16	GMC Eng.			Pontiac	2 Bbl./Gasoline	1957	236
347	5.7L	5687cc	OHV V8	3.9375"	16	GMC Eng.			Pontiac	3-2 Bbl./Gasoline	1957	237
347	5.7L	5687cc	OHV V8	3.9375"	16	GMC Eng.			Pontiac	4 Bbl./Gasoline	1957	238
347	5.7L	5687cc	OHV V8	3.9375"	16	GMC Eng.			Pontiac	MFI/Gasoline	1957	239
348	5.7L	5704cc	OHV V8	4.125"	16	GMC Eng.			Chevrolet	3-2 Bbl./Gasoline	1961-1958	240
348	5.7L	5704cc	OHV V8	4.125"	16	GMC Eng.			Chevrolet	4 Bbl./Gasoline	1961-1958	241
350	5.7L	5733cc	OHV V8	4.057"	16	GMC Eng.	8		Oldsmobile	MFI/Gasoline	1980	242
350	5.7L	5733cc	OHV V8	4.057"	16	GMC Eng.	B		Oldsmobile	MFI/Gasoline	1979-1978	243
350	5.7L	5733cc	OHV V8	4.057"	16	GMC Eng.	G		Oldsmobile	4 Bbl./Gasoline	1977	244
350	5.7L	5733cc	OHV V8	4.057"	16	GMC Eng.	H		Oldsmobile	2 Bbl./Gasoline	1973-1972	245
350	5.7L	5733cc	OHV V8	4.057"	16	GMC Eng.	K		Oldsmobile	4 Bbl./Gasoline	1975-1972	246
350	5.7L	5733cc	OHV V8	4.057"	16	GMC Eng.	M		Oldsmobile	4 Bbl./Gasoline	1974-1972	247
350	5.7L	5733cc	OHV V8	4.057"	16	GMC Eng.	N		Oldsmobile	MFI/Diesel	1980-1978	248
350	5.7L	5733cc	OHV V8	4.057"	16	GMC Eng.	R		Oldsmobile	4 Bbl./Gasoline	1980-1972	249
350	5.7L	5733cc	OHV V8	4.057"	16	GMC Eng.	R		Oldsmobile	MFI/Gasoline	1977-1975	250
350	5.7L	5733cc	OHV V8	4.057"	16	GMC Eng.		QA	Oldsmobile	2 Bbl./Gasoline	1971-1968	251
350	5.7L	5733cc	OHV V8	4.057"	16	GMC Eng.		QB	Oldsmobile	2 Bbl./Gasoline	1971-1968	252
350	5.7L	5733cc	OHV V8	4.057"	16	GMC Eng.		QC	Oldsmobile	2 Bbl./Gasoline	1971	253
350	5.7L	5733cc	OHV V8	4.057"	16	GMC Eng.		QD	Oldsmobile	4 Bbl./Gasoline	1970	254
350	5.7L	5733cc	OHV V8	4.057"	16	GMC Eng.		QI	Oldsmobile	2 Bbl./Gasoline	1971-1968	255
350	5.7L	5733cc	OHV V8	4.057"	16	GMC Eng.		QJ	Oldsmobile	2 Bbl./Gasoline	1971-1968	256
350	5.7L	5733cc	OHV V8	4.057"	16	GMC Eng.		QN	Oldsmobile	4 Bbl./Gasoline	1971-1968	257
350	5.7L	5733cc	OHV V8	4.057"	16	GMC Eng.		QO	Oldsmobile	4 Bbl./Gasoline	1971	258
350	5.7L	5733cc	OHV V8	4.057"	16	GMC Eng.		QP	Oldsmobile	4 Bbl./Gasoline	1971-1968	259
350	5.7L	5733cc	OHV V8	4.057"	16	GMC Eng.		QV	Oldsmobile	4 Bbl./Gasoline	1970-1968	260
350	5.7L	5733cc	OHV V8	4.057"	16	GMC Eng.		QW	Oldsmobile	4 Bbl./Gasoline	1968	261
350	5.7L	5733cc	OHV V8	4.057"	16	GMC Eng.		QX	Oldsmobile	4 Bbl./Gasoline	1970-1968	262
350	5.7L	5733cc	OHV V8	4.057"	16	GMC Eng.		TB	Oldsmobile	2 Bbl./Gasoline	1969-1968	263
350	5.7L	5733cc	OHV V8	4.057"	16	GMC Eng.		TC	Oldsmobile	2 Bbl./Gasoline	1971-1969	264
350	5.7L	5733cc	OHV V8	4.057"	16	GMC Eng.		TD	Oldsmobile	2 Bbl./Gasoline	1971-1968	265
350	5.7L	5733cc	OHV V8	4.057"	16	GMC Eng.		TE	Oldsmobile	2 Bbl./Gasoline	1971	266
350	5.7L	5733cc	OHV V8	4.057"	16	GMC Eng.		TL	Oldsmobile	2 Bbl./Gasoline	1970-1968	267
350	5.7L	5733cc	OHV V8	4.057"	16	GMC Eng.		TN	Oldsmobile	4 Bbl./Gasoline	1968	268
350	5.7L	5733cc	OHV V8	3.875"	16	GMC Eng.	A		Pontiac	4 Bbl./Gasoline	1974	269
350	5.7L	5733cc	OHV V8	3.875"	16	GMC Eng.	B		Pontiac	4 Bbl./Gasoline	1974	270
350	5.7L	5733cc	OHV V8	3.875"	16	GMC Eng.	E		Pontiac	4 Bbl./Gasoline	1975	271
350	5.7L	5733cc	OHV V8	3.875"	16	GMC Eng.	K		Pontiac	4 Bbl./Gasoline	1975-1974	272
350	5.7L	5733cc	OHV V8	3.875"	16	GMC Eng.	M		Pontiac	2 Bbl./Gasoline	1976-1972	273
350	5.7L	5733cc	OHV V8	3.875"	16	GMC Eng.	N		Pontiac	2 Bbl./Gasoline	1975-1972	274
350	5.7L	5733cc	OHV V8	3.875"	16	GMC Eng.	P		Pontiac	4 Bbl./Gasoline	1977-1976	275
350	5.7L	5733cc	OHV V8	3.875"	16	GMC Eng.	V		Pontiac	2 Bbl./Gasoline	1976	276
350	5.7L	5733cc	OHV V8	3.875"	16	GMC Eng.		W7	Pontiac	2 Bbl./Gasoline	1970	277
350	5.7L	5733cc	OHV V8	3.875"	16	GMC Eng.		WC	Pontiac	2 Bbl./Gasoline	1969-1968	278
350	5.7L	5733cc	OHV V8	3.875"	16	GMC Eng.		WD	Pontiac	4 Bbl./Gasoline	1968	279
350	5.7L	5733cc	OHV V8	3.875"	16	GMC Eng.		WK	Pontiac	4 Bbl./Gasoline	1968	280
350	5.7L	5733cc	OHV V8	3.875"	16	GMC Eng.		WM	Pontiac	2 Bbl./Gasoline	1969	281
350	5.7L	5733cc	OHV V8	3.875"	16	GMC Eng.		WN	Pontiac	4 Bbl./Gasoline	1971-1968	282
350	5.7L	5733cc	OHV V8	3.875"	16	GMC Eng.		WP	Pontiac	2 Bbl./Gasoline	1971-1968	283
350	5.7L	5733cc	OHV V8	3.875"	16	GMC Eng.		WR	Pontiac	4 Bbl./Gasoline	1971-1968	284
350	5.7L	5733cc	OHV V8	3.875"	16	GMC Eng.		WU	Pontiac	2 Bbl./Gasoline	1971-1969	285
350	5.7L	5733cc	OHV V8	3.875"	16	GMC Eng.		WV	Pontiac	4 Bbl./Gasoline	1969	286
350	5.7L	5733cc	OHV V8	3.875"	16	GMC Eng.		WZ	Pontiac	4 Bbl./Gasoline	1969	287
350	5.7L	5733cc	OHV V8	3.875"	16	GMC Eng.		X7	Pontiac	2 Bbl./Gasoline	1970	288
350	5.7L	5733cc	OHV V8	3.875"	16	GMC Eng.		XB	Pontiac	2 Bbl./Gasoline	1969	289
350	5.7L	5733cc	OHV V8	3.875"	16	GMC Eng.		XC	Pontiac	4 Bbl./Gasoline	1968	290
350	5.7L	5733cc	OHV V8	3.875"	16	GMC Eng.		XL	Pontiac	2 Bbl./Gasoline	1969	291
350	5.7L	5733cc	OHV V8	3.875"	16	GMC Eng.		XR	Pontiac	2 Bbl./Gasoline	1971-1969	292
350	5.7L	5733cc	OHV V8	3.875"	16	GMC Eng.		XS	Pontiac	2 Bbl./Gasoline	1969	293
350	5.7L	5733cc	OHV V8	3.875"	16	GMC Eng.		XT	Pontiac	2 Bbl./Gasoline	1969	294
350	5.7L	5733cc	OHV V8	3.875"	16	GMC Eng.		XU	Pontiac	4 Bbl./Gasoline	1969	295
350	5.7L	5733cc	OHV V8	3.875"	16	GMC Eng.		XV	Pontiac	2 Bbl./Gasoline	1969	296
350	5.7L	5733cc	OHV V8	3.875"	16	GMC Eng.		YE	Pontiac	2 Bbl./Gasoline	1969	297
350	5.7L	5733cc	OHV V8	3.875"	16	GMC Eng.		YJ	Pontiac	2 Bbl./Gasoline	1969-1968	298
350	5.7L	5733cc	OHV V8	3.875"	16	GMC Eng.		YM	Pontiac	4 Bbl./Gasoline	1968	299
350	5.7L	5733cc	OHV V8	3.875"	16	GMC Eng.		YN	Pontiac	2 Bbl./Gasoline	1971-1968	300
350	5.7L	5733cc	OHV V8	3.875"	16	GMC Eng.		YP	Pontiac	4 Bbl./Gasoline	1971-1968	301
350	5.7L	5733cc	OHV V8	3.875"	16	GMC Eng.		YU	Pontiac	2 Bbl./Gasoline	1971-1969	302
350	5.7L	5736cc	OHV V8	4"	16	GMC Eng.	4		Chevrolet	4 Bbl./Gasoline	1979-1978	303
350	5.7L	5736cc	OHV V8	4"	16	GMC Eng.	6		Chevrolet	4 Bbl./Gasoline	1980	304
350	5.7L	5736cc	OHV V8	4"	16	GMC Eng.	8		Chevrolet	4 Bbl./Gasoline	1980-1979	305
350	5.7L	5736cc	OHV V8	4"	16	GMC Eng.	H		Chevrolet	2 Bbl./Gasoline	1978-1972	306

(continued on next page)

GM Car (Incl. Buick, Cad., Chev., Olds., Pontiac)

Engine Finding Index												
CID	Litres	CC	Block Type	Bore	Valves	Mfg.	Vin	Eng. Code	Mfg. Div.	Fuel Del. Type	Years	Line
350	5.7L	5736cc	OHV V8	4"	16	GMC Eng.	H		Chevrolet	4 Bbl./Gasoline	1978	307
350	5.7L	5736cc	OHV V8	4"	16	GMC Eng.	J		Chevrolet	4 Bbl./Gasoline	1975-1972	308
350	5.7L	5736cc	OHV V8	4"	16	GMC Eng.	K		Chevrolet	4 Bbl./Gasoline	1974-1972	309
350	5.7L	5736cc	OHV V8	4"	16	GMC Eng.	L		Chevrolet	4 Bbl./Gasoline	1980-1972	310
350	5.7L	5736cc	OHV V8	4"	16	GMC Eng.	T		Chevrolet	4 Bbl./Gasoline	1975-1973	311
350	5.7L	5736cc	OHV V8	4"	16	GMC Eng.	V		Chevrolet	2 Bbl./Gasoline	1976	312
350	5.7L	5736cc	OHV V8	4"	16	GMC Eng.	X		Chevrolet	4 Bbl./Gasoline	1977-1976	313
350	5.7L	5736cc	OHV V8	4"	16	GMC Eng.			Chevrolet	2 Bbl./Gasoline	1971-1969	314
350	5.7L	5736cc	OHV V8	4"	16	GMC Eng.			Chevrolet	4 Bbl./Gasoline	1971-1967	315
350	5.7L	5736cc	OHV V8	3.8"	16	GMC Eng.	H		Buick	2 Bbl./Gasoline	1977-1972	316
350	5.7L	5736cc	OHV V8	3.8"	16	GMC Eng.	J		Buick	4 Bbl./Gasoline	1977-1972	317
350	5.7L	5736cc	OHV V8	3.8"	16	GMC Eng.	K		Buick	4 Bbl./Gasoline	1972	318
350	5.7L	5736cc	OHV V8	3.8"	16	GMC Eng.	X		Buick	4 Bbl./Gasoline	1980-1978	319
350	5.7L	5736cc	OHV V8	3.8"	16	GMC Eng.		PO	Buick	2 Bbl./Gasoline	1968	320
350	5.7L	5736cc	OHV V8	3.8"	16	GMC Eng.		PP	Buick	4 Bbl./Gasoline	1968	321
350	5.7L	5736cc	OHV V8	3.8"	16	GMC Eng.		RO	Buick	2 Bbl./Gasoline	1969	322
350	5.7L	5736cc	OHV V8	3.8"	16	GMC Eng.		RP	Buick	4 Bbl./Gasoline	1969	323
350	5.7L	5736cc	OHV V8	3.8"	16	GMC Eng.		SB	Buick	4 Bbl./Gasoline	1970	324
350	5.7L	5736cc	OHV V8	3.8"	16	GMC Eng.		SO	Buick	2 Bbl./Gasoline	1970	325
350	5.7L	5736cc	OHV V8	3.8"	16	GMC Eng.		SP	Buick	4 Bbl./Gasoline	1970	326
350	5.7L	5736cc	OHV V8	3.8"	16	GMC Eng.		TB	Buick	4 Bbl./Gasoline	1971	327
350	5.7L	5736cc	OHV V8	3.8"	16	GMC Eng.		TC	Buick	2 Bbl./Gasoline	1971	328
350	5.7L	5736cc	OHV V8	3.8"	16	GMC Eng.		TD	Buick	4 Bbl./Gasoline	1971	329
350	5.7L	5736cc	OHV V8	3.8"	16	GMC Eng.		TO	Buick	2 Bbl./Gasoline	1971	330
364	6.0L	5967cc	OHV V8	4.125"	16	GMC Eng.		3G	Buick	2 Bbl./Gasoline	1960	331
364	6.0L	5967cc	OHV V8	4.125"	16	GMC Eng.		3G	Buick	4 Bbl./Gasoline	1960	332
364	6.0L	5967cc	OHV V8	4.125"	16	GMC Eng.		3H	Buick	2 Bbl./Gasoline	1961	333
364	6.0L	5967cc	OHV V8	4.125"	16	GMC Eng.		3H	Buick	4 Bbl./Gasoline	1961	334
364	6.0L	5967cc	OHV V8	4.125"	16	GMC Eng.		L3G	Buick	2 Bbl./Gasoline	1960	335
364	6.0L	5967cc	OHV V8	4.125"	16	GMC Eng.		L3H	Buick	2 Bbl./Gasoline	1961	336
364	6.0L	5967cc	OHV V8	4.125"	16	GMC Eng.			Buick	2 Bbl./Gasoline	1959-1957	337
364	6.0L	5967cc	OHV V8	4.125"	16	GMC Eng.			Buick	4 Bbl./Gasoline	1959-1957	338
365	6.0L	5972cc	OHV V8	4"	16	GMC Eng.			Cadillac	2-4 Bbl./Gasoline	1957-1956	339
365	6.0L	5972cc	OHV V8	4"	16	GMC Eng.			Cadillac	3-2 Bbl./Gasoline	1958	340
365	6.0L	5972cc	OHV V8	4"	16	GMC Eng.			Cadillac	4 Bbl./Gasoline	1958-1956	341
370	6.1L	6064cc	OHV V8	4.0625"	16	GMC Eng.			Pontiac	2 Bbl./Gasoline	1958	342
370	6.1L	6064cc	OHV V8	4.0625"	16	GMC Eng.			Pontiac	3-2 Bbl./Gasoline	1958	343
370	6.1L	6064cc	OHV V8	4.0625"	16	GMC Eng.			Pontiac	4 Bbl./Gasoline	1958	344
370	6.1L	6064cc	OHV V8	4.0625"	16	GMC Eng.			Pontiac	MFI/Gasoline	1958	345
371	6.1L	6081cc	OHV V8	4"	16	GMC Eng.		CE	Oldsmobile	2 Bbl./Gasoline	1960	346
371	6.1L	6081cc	OHV V8	4"	16	GMC Eng.		CH	Oldsmobile	4 Bbl./Gasoline	1960	347
371	6.1L	6081cc	OHV V8	4"	16	GMC Eng.			Oldsmobile	2 Bbl./Gasoline	1960-1958	348
371	6.1L	6081cc	OHV V8	4"	16	GMC Eng.			Oldsmobile	3-2 Bbl./Gasoline	1958-1957	349
371	6.1L	6081cc	OHV V8	4"	16	GMC Eng.			Oldsmobile	4 Bbl./Gasoline	1960-1957	350
389	6.4L	6376cc	OHV V8	4.0625"	16	GMC Eng.		01A	Pontiac	2 Bbl./Gasoline	1964-1962	351
389	6.4L	6376cc	OHV V8	4.0625"	16	GMC Eng.		02A	Pontiac	4 Bbl./Gasoline	1962	352
389	6.4L	6376cc	OHV V8	4.0625"	16	GMC Eng.		02B	Pontiac	4 Bbl./Gasoline	1964-1962	353
389	6.4L	6376cc	OHV V8	4.0625"	16	GMC Eng.		03A	Pontiac	2 Bbl./Gasoline	1964	354
389	6.4L	6376cc	OHV V8	4.0625"	16	GMC Eng.		03B	Pontiac	2 Bbl./Gasoline	1963-1962	355
389	6.4L	6376cc	OHV V8	4.0625"	16	GMC Eng.		04B	Pontiac	4 Bbl./Gasoline	1963-1962	356
389	6.4L	6376cc	OHV V8	4.0625"	16	GMC Eng.		04L	Pontiac	2 Bbl./Gasoline	1964	357
389	6.4L	6376cc	OHV V8	4.0625"	16	GMC Eng.		05A	Pontiac	2 Bbl./Gasoline	1963-1962	358
389	6.4L	6376cc	OHV V8	4.0625"	16	GMC Eng.		05L	Pontiac	2 Bbl./Gasoline	1964	359
389	6.4L	6376cc	OHV V8	4.0625"	16	GMC Eng.		06B	Pontiac	4 Bbl./Gasoline	1963-1962	360
389	6.4L	6376cc	OHV V8	4.0625"	16	GMC Eng.		07B	Pontiac	3-2 Bbl./Gasoline	1963	361
389	6.4L	6376cc	OHV V8	4.0625"	16	GMC Eng.		08A	Pontiac	4 Bbl./Gasoline	1962	362
389	6.4L	6376cc	OHV V8	4.0625"	16	GMC Eng.		08B	Pontiac	4 Bbl./Gasoline	1962	363
389	6.4L	6376cc	OHV V8	4.0625"	16	GMC Eng.		08R	Pontiac	2 Bbl./Gasoline	1964	364
389	6.4L	6376cc	OHV V8	4.0625"	16	GMC Eng.		09R	Pontiac	2 Bbl./Gasoline	1964	365
389	6.4L	6376cc	OHV V8	4.0625"	16	GMC Eng.		10A	Pontiac	2 Bbl./Gasoline	1964	366
389	6.4L	6376cc	OHV V8	4.0625"	16	GMC Eng.		10B	Pontiac	3-2 Bbl./Gasoline	1962	367
389	6.4L	6376cc	OHV V8	4.0625"	16	GMC Eng.		11B	Pontiac	3-2 Bbl./Gasoline	1962	368
389	6.4L	6376cc	OHV V8	4.0625"	16	GMC Eng.		11H	Pontiac	2 Bbl./Gasoline	1964	369
389	6.4L	6376cc	OHV V8	4.0625"	16	GMC Eng.		12H	Pontiac	2 Bbl./Gasoline	1964	370
389	6.4L	6376cc	OHV V8	4.0625"	16	GMC Eng.		13H	Pontiac	2 Bbl./Gasoline	1964	371
389	6.4L	6376cc	OHV V8	4.0625"	16	GMC Eng.		15H	Pontiac	2 Bbl./Gasoline	1963-1962	372
389	6.4L	6376cc	OHV V8	4.0625"	16	GMC Eng.		16K	Pontiac	4 Bbl./Gasoline	1963-1962	373
389	6.4L	6376cc	OHV V8	4.0625"	16	GMC Eng.		17H	Pontiac	2 Bbl./Gasoline	1963-1962	374
389	6.4L	6376cc	OHV V8	4.0625"	16	GMC Eng.		17M	Pontiac	2 Bbl./Gasoline	1964	375
389	6.4L	6376cc	OHV V8	4.0625"	16	GMC Eng.		18K	Pontiac	4 Bbl./Gasoline	1963-1962	376
389	6.4L	6376cc	OHV V8	4.0625"	16	GMC Eng.		18M	Pontiac	2 Bbl./Gasoline	1964	377
389	6.4L	6376cc	OHV V8	4.0625"	16	GMC Eng.		19M	Pontiac	2 Bbl./Gasoline	1964	378
389	6.4L	6376cc	OHV V8	4.0625"	16	GMC Eng.		20L	Pontiac	2 Bbl./Gasoline	1963-1962	379

(continued on next page)

GM Car (Incl. Buick, Cad., Chev., Olds., Pontiac)

Engine Finding Index

CID	Litres	CC	Block Type	Bore	Valves	Mfg.	Vin	Eng. Code	Mfg. Div.	Fuel Del. Type	Years	Line
389	6.4L	6376cc	OHV V8	4.0625"	16	GMC Eng.		21L	Pontiac	2 Bbl./Gasoline	1963-1962	380
389	6.4L	6376cc	OHV V8	4.0625"	16	GMC Eng.		22B	Pontiac	4 Bbl./Gasoline	1964	381
389	6.4L	6376cc	OHV V8	4.0625"	16	GMC Eng.		23B	Pontiac	4 Bbl./Gasoline	1964	382
389	6.4L	6376cc	OHV V8	4.0625"	16	GMC Eng.		23H	Pontiac	2 Bbl./Gasoline	1963-1962	383
389	6.4L	6376cc	OHV V8	4.0625"	16	GMC Eng.		25J	Pontiac	4 Bbl./Gasoline	1962	384
389	6.4L	6376cc	OHV V8	4.0625"	16	GMC Eng.		25K	Pontiac	4 Bbl./Gasoline	1964	385
389	6.4L	6376cc	OHV V8	4.0625"	16	GMC Eng.		266	Pontiac	3-2 Bbl./Gasoline	1963	386
389	6.4L	6376cc	OHV V8	4.0625"	16	GMC Eng.		26K	Pontiac	4 Bbl./Gasoline	1964	387
389	6.4L	6376cc	OHV V8	4.0625"	16	GMC Eng.		27J	Pontiac	3-2 Bbl./Gasoline	1962	388
389	6.4L	6376cc	OHV V8	4.0625"	16	GMC Eng.		27P	Pontiac	4 Bbl./Gasoline	1964	389
389	6.4L	6376cc	OHV V8	4.0625"	16	GMC Eng.		28J	Pontiac	3-2 Bbl./Gasoline	1962	390
389	6.4L	6376cc	OHV V8	4.0625"	16	GMC Eng.		28P	Pontiac	4 Bbl./Gasoline	1964	391
389	6.4L	6376cc	OHV V8	4.0625"	16	GMC Eng.		29N	Pontiac	4 Bbl./Gasoline	1964	392
389	6.4L	6376cc	OHV V8	4.0625"	16	GMC Eng.		30P	Pontiac	4 Bbl./Gasoline	1964	393
389	6.4L	6376cc	OHV V8	4.0625"	16	GMC Eng.		32B	Pontiac	3-2 Bbl./Gasoline	1964	394
389	6.4L	6376cc	OHV V8	4.0625"	16	GMC Eng.		336	Pontiac	3-2 Bbl./Gasoline	1964	395
389	6.4L	6376cc	OHV V8	4.0625"	16	GMC Eng.		33G	Pontiac	3-2 Bbl./Gasoline	1964	396
389	6.4L	6376cc	OHV V8	4.0625"	16	GMC Eng.		34N	Pontiac	3-2 Bbl./Gasoline	1964	397
389	6.4L	6376cc	OHV V8	4.0625"	16	GMC Eng.		35M	Pontiac	2 Bbl./Gasoline	1963-1962	398
389	6.4L	6376cc	OHV V8	4.0625"	16	GMC Eng.		36P	Pontiac	4 Bbl./Gasoline	1963-1962	399
389	6.4L	6376cc	OHV V8	4.0625"	16	GMC Eng.		37M	Pontiac	2 Bbl./Gasoline	1963-1962	400
389	6.4L	6376cc	OHV V8	4.0625"	16	GMC Eng.		38P	Pontiac	4 Bbl./Gasoline	1963-1962	401
389	6.4L	6376cc	OHV V8	4.0625"	16	GMC Eng.		39N	Pontiac	4 Bbl./Gasoline	1962	402
389	6.4L	6376cc	OHV V8	4.0625"	16	GMC Eng.		40R	Pontiac	2 Bbl./Gasoline	1963-1962	403
389	6.4L	6376cc	OHV V8	4.0625"	16	GMC Eng.		41M	Pontiac	2 Bbl./Gasoline	1962	404
389	6.4L	6376cc	OHV V8	4.0625"	16	GMC Eng.		41R	Pontiac	2 Bbl./Gasoline	1963-1962	405
389	6.4L	6376cc	OHV V8	4.0625"	16	GMC Eng.		44M	Pontiac	2 Bbl./Gasoline	1963-1962	406
389	6.4L	6376cc	OHV V8	4.0625"	16	GMC Eng.		45P	Pontiac	4 Bbl./Gasoline	1963-1962	407
389	6.4L	6376cc	OHV V8	4.0625"	16	GMC Eng.		47N	Pontiac	4 Bbl./Gasoline	1962	408
389	6.4L	6376cc	OHV V8	4.0625"	16	GMC Eng.		48N	Pontiac	3-2 Bbl./Gasoline	1963	409
389	6.4L	6376cc	OHV V8	4.0625"	16	GMC Eng.		49N	Pontiac	3-2 Bbl./Gasoline	1962	410
389	6.4L	6376cc	OHV V8	4.0625"	16	GMC Eng.		50N	Pontiac	3-2 Bbl./Gasoline	1962	411
389	6.4L	6376cc	OHV V8	4.0625"	16	GMC Eng.		76X	Pontiac	3-2 Bbl./Gasoline	1964	412
389	6.4L	6376cc	OHV V8	4.0625"	16	GMC Eng.		77J	Pontiac	3-2 Bbl./Gasoline	1964	413
389	6.4L	6376cc	OHV V8	4.0625"	16	GMC Eng.		78X	Pontiac	4 Bbl./Gasoline	1964	414
389	6.4L	6376cc	OHV V8	4.0625"	16	GMC Eng.		79J	Pontiac	4 Bbl./Gasoline	1964	415
389	6.4L	6376cc	OHV V8	4.0625"	16	GMC Eng.		A1	Pontiac	2 Bbl./Gasoline	1961-1960	416
389	6.4L	6376cc	OHV V8	4.0625"	16	GMC Eng.		A2	Pontiac	2 Bbl./Gasoline	1961-1960	417
389	6.4L	6376cc	OHV V8	4.0625"	16	GMC Eng.		A5	Pontiac	2 Bbl./Gasoline	1961	418
389	6.4L	6376cc	OHV V8	4.0625"	16	GMC Eng.		B1	Pontiac	4 Bbl./Gasoline	1961-1960	419
389	6.4L	6376cc	OHV V8	4.0625"	16	GMC Eng.		B2	Pontiac	4 Bbl./Gasoline	1960	420
389	6.4L	6376cc	OHV V8	4.0625"	16	GMC Eng.		B4	Pontiac	4 Bbl./Gasoline	1961	421
389	6.4L	6376cc	OHV V8	4.0625"	16	GMC Eng.		B5	Pontiac	4 Bbl./Gasoline	1961	422
389	6.4L	6376cc	OHV V8	4.0625"	16	GMC Eng.		C0	Pontiac	3-2 Bbl./Gasoline	1961	423
389	6.4L	6376cc	OHV V8	4.0625"	16	GMC Eng.		C1	Pontiac	3-2 Bbl./Gasoline	1960	424
389	6.4L	6376cc	OHV V8	4.0625"	16	GMC Eng.		C4	Pontiac	3-2 Bbl./Gasoline	1961-1960	425
389	6.4L	6376cc	OHV V8	4.0625"	16	GMC Eng.		E3	Pontiac	2 Bbl./Gasoline	1961-1960	426
389	6.4L	6376cc	OHV V8	4.0625"	16	GMC Eng.		E7	Pontiac	2 Bbl./Gasoline	1961	427
389	6.4L	6376cc	OHV V8	4.0625"	16	GMC Eng.		F0	Pontiac	4 Bbl./Gasoline	1961-1960	428
389	6.4L	6376cc	OHV V8	4.0625"	16	GMC Eng.		F1	Pontiac	4 Bbl./Gasoline	1960	429
389	6.4L	6376cc	OHV V8	4.0625"	16	GMC Eng.		F4	Pontiac	4 Bbl./Gasoline	1961-1960	430
389	6.4L	6376cc	OHV V8	4.0625"	16	GMC Eng.		G4	Pontiac	2 Bbl./Gasoline	1961-1960	431
389	6.4L	6376cc	OHV V8	4.0625"	16	GMC Eng.		H4	Pontiac	4 Bbl./Gasoline	1961-1960	432
389	6.4L	6376cc	OHV V8	4.0625"	16	GMC Eng.		I9	Pontiac	3-2 Bbl./Gasoline	1961	433
389	6.4L	6376cc	OHV V8	4.0625"	16	GMC Eng.		J1	Pontiac	2 Bbl./Gasoline	1961-1960	434
389	6.4L	6376cc	OHV V8	4.0625"	16	GMC Eng.		K1	Pontiac	4 Bbl./Gasoline	1961-1960	435
389	6.4L	6376cc	OHV V8	4.0625"	16	GMC Eng.		K5	Pontiac	2 Bbl./Gasoline	1961	436
389	6.4L	6376cc	OHV V8	4.0625"	16	GMC Eng.		L1	Pontiac	4 Bbl./Gasoline	1960	437
389	6.4L	6376cc	OHV V8	4.0625"	16	GMC Eng.		L5	Pontiac	4 Bbl./Gasoline	1961	438
389	6.4L	6376cc	OHV V8	4.0625"	16	GMC Eng.		M0	Pontiac	3-2 Bbl./Gasoline	1961	439
389	6.4L	6376cc	OHV V8	4.0625"	16	GMC Eng.		M1	Pontiac	3-2 Bbl./Gasoline	1960	440
389	6.4L	6376cc	OHV V8	4.0625"	16	GMC Eng.		M4	Pontiac	3-2 Bbl./Gasoline	1961-1960	441
389	6.4L	6376cc	OHV V8	4.0625"	16	GMC Eng.		N1	Pontiac	4 Bbl./Gasoline	1960	442
389	6.4L	6376cc	OHV V8	4.0625"	16	GMC Eng.		N5	Pontiac	4 Bbl./Gasoline	1961	443
389	6.4L	6376cc	OHV V8	4.0625"	16	GMC Eng.		P0	Pontiac	4 Bbl./Gasoline	1961-1960	444
389	6.4L	6376cc	OHV V8	4.0625"	16	GMC Eng.		P1	Pontiac	4 Bbl./Gasoline	1960	445
389	6.4L	6376cc	OHV V8	4.0625"	16	GMC Eng.		P4	Pontiac	4 Bbl./Gasoline	1961-1960	446
389	6.4L	6376cc	OHV V8	4.0625"	16	GMC Eng.		Q5	Pontiac	2 Bbl./Gasoline	1961	447
389	6.4L	6376cc	OHV V8	4.0625"	16	GMC Eng.		R19	Pontiac	3-2 Bbl./Gasoline	1961	448
389	6.4L	6376cc	OHV V8	4.0625"	16	GMC Eng.		R2	Pontiac	2 Bbl./Gasoline	1961-1960	449
389	6.4L	6376cc	OHV V8	4.0625"	16	GMC Eng.		RC4	Pontiac	3-2 Bbl./Gasoline	1961	450
389	6.4L	6376cc	OHV V8	4.0625"	16	GMC Eng.		RCO	Pontiac	3-2 Bbl./Gasoline	1961	451
389	6.4L	6376cc	OHV V8	4.0625"	16	GMC Eng.		RM4	Pontiac	3-2 Bbl./Gasoline	1961	452

(continued on next page)

GM Car (Incl. Buick, Cad., Chev., Olds., Pontiac)

Engine Finding Index												
CID	Litres	CC	Block Type	Bore	Valves	Mfg.	Vin	Eng. Code	Mfg. Div.	Fuel Del. Type	Years	Line
389	6.4L	6376cc	OHV V8	4.0625"	16	GMC Eng.		RMO	Pontiac	3-2 Bbl./Gasoline	1961	453
389	6.4L	6376cc	OHV V8	4.0625"	16	GMC Eng.		RV9	Pontiac	3-2 Bbl./Gasoline	1961	454
389	6.4L	6376cc	OHV V8	4.0625"	16	GMC Eng.		S1	Pontiac	2 Bbl./Gasoline	1961	455
389	6.4L	6376cc	OHV V8	4.0625"	16	GMC Eng.		S5	Pontiac	2 Bbl./Gasoline	1961	456
389	6.4L	6376cc	OHV V8	4.0625"	16	GMC Eng.		SE	Pontiac	4 Bbl./Gasoline	1966	457
389	6.4L	6376cc	OHV V8	4.0625"	16	GMC Eng.		T1	Pontiac	4 Bbl./Gasoline	1961	458
389	6.4L	6376cc	OHV V8	4.0625"	16	GMC Eng.		T5	Pontiac	4 Bbl./Gasoline	1961	459
389	6.4L	6376cc	OHV V8	4.0625"	16	GMC Eng.		U9	Pontiac	4 Bbl./Gasoline	1961	460
389	6.4L	6376cc	OHV V8	4.0625"	16	GMC Eng.		V9	Pontiac	3-2 Bbl./Gasoline	1961	461
389	6.4L	6376cc	OHV V8	4.0625"	16	GMC Eng.		W3	Pontiac	2 Bbl./Gasoline	1961	462
389	6.4L	6376cc	OHV V8	4.0625"	16	GMC Eng.		W7	Pontiac	2 Bbl./Gasoline	1961	463
389	6.4L	6376cc	OHV V8	4.0625"	16	GMC Eng.		WA	Pontiac	2 Bbl./Gasoline	1966-1965	464
389	6.4L	6376cc	OHV V8	4.0625"	16	GMC Eng.		WB	Pontiac	2 Bbl./Gasoline	1966-1965	465
389	6.4L	6376cc	OHV V8	4.0625"	16	GMC Eng.		WC	Pontiac	2 Bbl./Gasoline	1966-1965	466
389	6.4L	6376cc	OHV V8	4.0625"	16	GMC Eng.		WD	Pontiac	4 Bbl./Gasoline	1965	467
389	6.4L	6376cc	OHV V8	4.0625"	16	GMC Eng.		WE	Pontiac	4 Bbl./Gasoline	1966-1965	468
389	6.4L	6376cc	OHV V8	4.0625"	16	GMC Eng.		WF	Pontiac	3-2 Bbl./Gasoline	1965	469
389	6.4L	6376cc	OHV V8	4.0625"	16	GMC Eng.		WS	Pontiac	3-2 Bbl./Gasoline	1966-1965	470
389	6.4L	6376cc	OHV V8	4.0625"	16	GMC Eng.		WT	Pontiac	4 Bbl./Gasoline	1966-1965	471
389	6.4L	6376cc	OHV V8	4.0625"	16	GMC Eng.		WV	Pontiac	3-2 Bbl./Gasoline	1966	472
389	6.4L	6376cc	OHV V8	4.0625"	16	GMC Eng.		WW	Pontiac	4 Bbl./Gasoline	1966	473
389	6.4L	6376cc	OHV V8	4.0625"	16	GMC Eng.		XA	Pontiac	2 Bbl./Gasoline	1966-1965	474
389	6.4L	6376cc	OHV V8	4.0625"	16	GMC Eng.		XB	Pontiac	2 Bbl./Gasoline	1966-1965	475
389	6.4L	6376cc	OHV V8	4.0625"	16	GMC Eng.		XC	Pontiac	4 Bbl./Gasoline	1966-1965	476
389	6.4L	6376cc	OHV V8	4.0625"	16	GMC Eng.		XE	Pontiac	4 Bbl./Gasoline	1966	477
389	6.4L	6376cc	OHV V8	4.0625"	16	GMC Eng.		XS	Pontiac	3-2 Bbl./Gasoline	1966	478
389	6.4L	6376cc	OHV V8	4.0625"	16	GMC Eng.		YA	Pontiac	2 Bbl./Gasoline	1966-1965	479
389	6.4L	6376cc	OHV V8	4.0625"	16	GMC Eng.		YB	Pontiac	2 Bbl./Gasoline	1965	480
389	6.4L	6376cc	OHV V8	4.0625"	16	GMC Eng.		YC	Pontiac	2 Bbl./Gasoline	1966-1965	481
389	6.4L	6376cc	OHV V8	4.0625"	16	GMC Eng.		YD	Pontiac	2 Bbl./Gasoline	1966-1965	482
389	6.4L	6376cc	OHV V8	4.0625"	16	GMC Eng.		YE	Pontiac	4 Bbl./Gasoline	1966-1965	483
389	6.4L	6376cc	OHV V8	4.0625"	16	GMC Eng.		YF	Pontiac	4 Bbl./Gasoline	1966-1965	484
389	6.4L	6376cc	OHV V8	4.0625"	16	GMC Eng.		YG	Pontiac	3-2 Bbl./Gasoline	1965	485
389	6.4L	6376cc	OHV V8	4.0625"	16	GMC Eng.		YL	Pontiac	4 Bbl./Gasoline	1966	486
389	6.4L	6376cc	OHV V8	4.0625"	16	GMC Eng.		YN	Pontiac	2 Bbl./Gasoline	1965	487
389	6.4L	6376cc	OHV V8	4.0625"	16	GMC Eng.		YP	Pontiac	4 Bbl./Gasoline	1965	488
389	6.4L	6376cc	OHV V8	4.0625"	16	GMC Eng.		YR	Pontiac	3-2 Bbl./Gasoline	1966-1965	489
389	6.4L	6376cc	OHV V8	4.0625"	16	GMC Eng.		YS	Pontiac	4 Bbl./Gasoline	1966-1965	490
389	6.4L	6376cc	OHV V8	4.0625"	16	GMC Eng.		YU	Pontiac	2 Bbl./Gasoline	1966	491
389	6.4L	6376cc	OHV V8	4.0625"	16	GMC Eng.		YV	Pontiac	2 Bbl./Gasoline	1966	492
389	6.4L	6376cc	OHV V8	4.0625"	16	GMC Eng.		YW	Pontiac	4 Bbl./Gasoline	1966	493
389	6.4L	6376cc	OHV V8	4.0625"	16	GMC Eng.		YX	Pontiac	4 Bbl./Gasoline	1966	494
389	6.4L	6376cc	OHV V8	4.0625"	16	GMC Eng.			Pontiac	2 Bbl./Gasoline	1959	495
389	6.4L	6376cc	OHV V8	4.0625"	16	GMC Eng.			Pontiac	3-2 Bbl./Gasoline	1959	496
389	6.4L	6376cc	OHV V8	4.0625"	16	GMC Eng.			Pontiac	4 Bbl./Gasoline	1959	497
390	6.4L	6392cc	OHV V8	4"	16	GMC Eng.		06K	Cadillac	4 Bbl./Gasoline	1960	498
390	6.4L	6392cc	OHV V8	4"	16	GMC Eng.		06X	Cadillac	4 Bbl./Gasoline	1960	499
390	6.4L	6392cc	OHV V8	4"	16	GMC Eng.		07K	Cadillac	4 Bbl./Gasoline	1960	500
390	6.4L	6392cc	OHV V8	4"	16	GMC Eng.		07X	Cadillac	4 Bbl./Gasoline	1960	501
390	6.4L	6392cc	OHV V8	4"	16	GMC Eng.		0QK	Cadillac	3-2 Bbl./Gasoline	1960	502
390	6.4L	6392cc	OHV V8	4"	16	GMC Eng.		0QX	Cadillac	3-2 Bbl./Gasoline	1960	503
390	6.4L	6392cc	OHV V8	4"	16	GMC Eng.		16K	Cadillac	4 Bbl./Gasoline	1961	504
390	6.4L	6392cc	OHV V8	4"	16	GMC Eng.		16X	Cadillac	4 Bbl./Gasoline	1962-1961	505
390	6.4L	6392cc	OHV V8	4"	16	GMC Eng.		17K	Cadillac	4 Bbl./Gasoline	1961	506
390	6.4L	6392cc	OHV V8	4"	16	GMC Eng.		17X	Cadillac	4 Bbl./Gasoline	1961	507
390	6.4L	6392cc	OHV V8	4"	16	GMC Eng.		26K	Cadillac	4 Bbl./Gasoline	1962	508
390	6.4L	6392cc	OHV V8	4"	16	GMC Eng.		26X	Cadillac	4 Bbl./Gasoline	1962	509
390	6.4L	6392cc	OHV V8	4"	16	GMC Eng.		27K	Cadillac	4 Bbl./Gasoline	1962	510
390	6.4L	6392cc	OHV V8	4"	16	GMC Eng.		27X	Cadillac	4 Bbl./Gasoline	1962	511
390	6.4L	6392cc	OHV V8	4"	16	GMC Eng.		36K	Cadillac	4 Bbl./Gasoline	1963	512
390	6.4L	6392cc	OHV V8	4"	16	GMC Eng.		36X	Cadillac	4 Bbl./Gasoline	1963	513
390	6.4L	6392cc	OHV V8	4"	16	GMC Eng.		37K	Cadillac	4 Bbl./Gasoline	1963	514
390	6.4L	6392cc	OHV V8	4"	16	GMC Eng.		37X	Cadillac	4 Bbl./Gasoline	1963	515
390	6.4L	6392cc	OHV V8	4"	16	GMC Eng.			Cadillac	3-2 Bbl./Gasoline	1959	516
390	6.4L	6392cc	OHV V8	4"	16	GMC Eng.			Cadillac	4 Bbl./Gasoline	1959	517
394	6.5L	6458cc	OHV V8	4.125"	16	GMC Eng.		D	Oldsmobile	4 Bbl./Gasoline	1960	518
394	6.5L	6458cc	OHV V8	4.125"	16	GMC Eng.		DE	Oldsmobile	4 Bbl./Gasoline	1960	519
394	6.5L	6458cc	OHV V8	4.125"	16	GMC Eng.		F	Oldsmobile	2 Bbl./Gasoline	1962-1961	520
394	6.5L	6458cc	OHV V8	4.125"	16	GMC Eng.		FE	Oldsmobile	2 Bbl./Gasoline	1962-1961	521
394	6.5L	6458cc	OHV V8	4.125"	16	GMC Eng.		FL	Oldsmobile	2 Bbl./Gasoline	1962-1961	522
394	6.5L	6458cc	OHV V8	4.125"	16	GMC Eng.		G	Oldsmobile	4 Bbl./Gasoline	1962-1961	523
394	6.5L	6458cc	OHV V8	4.125"	16	GMC Eng.		GE	Oldsmobile	4 Bbl./Gasoline	1962-1961	524
394	6.5L	6458cc	OHV V8	4.125"	16	GMC Eng.		GS	Oldsmobile	4 Bbl./Gasoline	1962-1961	525

(continued on next page)

GM Car (Incl. Buick, Cad., Chev., Olds., Pontiac)

Engine Finding Index

CID	Litres	CC	Block Type	Bore	Valves	Mfg.	Vin	Eng. Code	Mfg. Div.	Fuel Del. Type	Years	Line
394	6.5L	6458cc	OHV V8	4.125"	16	GMC Eng.		H	Oldsmobile	2 Bbl./Gasoline	1964-1963	526
394	6.5L	6458cc	OHV V8	4.125"	16	GMC Eng.		HE	Oldsmobile	2 Bbl./Gasoline	1964-1963	527
394	6.5L	6458cc	OHV V8	4.125"	16	GMC Eng.		HL	Oldsmobile	2 Bbl./Gasoline	1964-1963	528
394	6.5L	6458cc	OHV V8	4.125"	16	GMC Eng.		J	Oldsmobile	4 Bbl./Gasoline	1964-1963	529
394	6.5L	6458cc	OHV V8	4.125"	16	GMC Eng.		JE	Oldsmobile	4 Bbl./Gasoline	1964-1963	530
394	6.5L	6458cc	OHV V8	4.125"	16	GMC Eng.		JS	Oldsmobile	4 Bbl./Gasoline	1964-1963	531
394	6.5L	6458cc	OHV V8	4.125"	16	GMC Eng.			Oldsmobile	4 Bbl./Gasoline	1959	532
396	6.5L	6489cc	OHV V8	4.0938"	16	GMC Eng.			Chevrolet	2 Bbl./Gasoline	1969-1968	533
396	6.5L	6489cc	OHV V8	4.0938"	16	GMC Eng.			Chevrolet	4 Bbl./Gasoline	1969-1965	534
400	6.6L	6550cc	OHV V8	4"	16	GMC Eng.		V	Oldsmobile	2 Bbl./Gasoline	1967	535
400	6.6L	6550cc	OHV V8	4"	16	GMC Eng.		VG	Oldsmobile	3-2 Bbl./Gasoline	1967-1966	536
400	6.6L	6550cc	OHV V8	4"	16	GMC Eng.		VG	Oldsmobile	4 Bbl./Gasoline	1967-1965	537
400	6.6L	6555cc	OHV V8	4.04"	16	GMC Eng.		NR	Buick	4 Bbl./Gasoline	1967	538
400	6.6L	6555cc	OHV V8	4.04"	16	GMC Eng.		PR	Buick	4 Bbl./Gasoline	1968	539
400	6.6L	6555cc	OHV V8	4.04"	16	GMC Eng.		RR	Buick	4 Bbl./Gasoline	1969	540
400	6.6L	6555cc	OHV V8	4.04"	16	GMC Eng.		RS	Buick	4 Bbl./Gasoline	1969	541
400	6.6L	6555cc	OHV V8	4.121"	16	GMC Eng.	N		Pontiac	2 Bbl./Gasoline	1976	542
400	6.6L	6555cc	OHV V8	4.121"	16	GMC Eng.	P		Pontiac	2 Bbl./Gasoline	1974-1972	543
400	6.6L	6555cc	OHV V8	4.121"	16	GMC Eng.	R		Pontiac	2 Bbl./Gasoline	1975-1972	544
400	6.6L	6555cc	OHV V8	4.121"	16	GMC Eng.	S		Pontiac	4 Bbl./Gasoline	1976-1972	545
400	6.6L	6555cc	OHV V8	4.121"	16	GMC Eng.	T		Pontiac	4 Bbl./Gasoline	1974-1972	546
400	6.6L	6555cc	OHV V8	4.121"	16	GMC Eng.	X		Pontiac	4 Bbl./Gasoline	1967	547
400	6.6L	6555cc	OHV V8	4.121"	16	GMC Eng.	Y		Pontiac	4 Bbl./Gasoline	1967	548
400	6.6L	6555cc	OHV V8	4.121"	16	GMC Eng.	Z		Pontiac	4 Bbl./Gasoline	1979-1976	549
400	6.6L	6555cc	OHV V8	4.121"	16	GMC Eng.		WE	Pontiac	2 Bbl./Gasoline	1970	550
400	6.6L	6555cc	OHV V8	4.121"	16	GMC Eng.		WH	Pontiac	4 Bbl./Gasoline	1970	551
400	6.6L	6555cc	OHV V8	4.121"	16	GMC Eng.		WK	Pontiac	4 Bbl./Gasoline	1971-1970	552
400	6.6L	6555cc	OHV V8	4.121"	16	GMC Eng.		WS	Pontiac	2 Bbl./Gasoline	1971	553
400	6.6L	6555cc	OHV V8	4.121"	16	GMC Eng.		WS	Pontiac	4 Bbl./Gasoline	1970	554
400	6.6L	6555cc	OHV V8	4.121"	16	GMC Eng.		WT	Pontiac	4 Bbl./Gasoline	1971-1970	555
400	6.6L	6555cc	OHV V8	4.121"	16	GMC Eng.		WW	Pontiac	4 Bbl./Gasoline	1970	556
400	6.6L	6555cc	OHV V8	4.121"	16	GMC Eng.		WX	Pontiac	2 Bbl./Gasoline	1971	557
400	6.6L	6555cc	OHV V8	4.121"	16	GMC Eng.		WX	Pontiac	4 Bbl./Gasoline	1970	558
400	6.6L	6555cc	OHV V8	4.121"	16	GMC Eng.		XH	Pontiac	4 Bbl./Gasoline	1970	559
400	6.6L	6555cc	OHV V8	4.121"	16	GMC Eng.		XJ	Pontiac	4 Bbl./Gasoline	1970	560
400	6.6L	6555cc	OHV V8	4.121"	16	GMC Eng.		XN	Pontiac	4 Bbl./Gasoline	1970	561
400	6.6L	6555cc	OHV V8	4.121"	16	GMC Eng.		XP	Pontiac	4 Bbl./Gasoline	1970	562
400	6.6L	6555cc	OHV V8	4.121"	16	GMC Eng.		XV	Pontiac	4 Bbl./Gasoline	1970	563
400	6.6L	6555cc	OHV V8	4.121"	16	GMC Eng.		XX	Pontiac	2 Bbl./Gasoline	1971-1970	564
400	6.6L	6555cc	OHV V8	4.121"	16	GMC Eng.		XZ	Pontiac	4 Bbl./Gasoline	1970	565
400	6.6L	6555cc	OHV V8	4.121"	16	GMC Eng.		YB	Pontiac	2 Bbl./Gasoline	1970	566
400	6.6L	6555cc	OHV V8	4.121"	16	GMC Eng.		YD	Pontiac	2 Bbl./Gasoline	1970	567
400	6.6L	6555cc	OHV V8	4.121"	16	GMC Eng.		YS	Pontiac	4 Bbl./Gasoline	1971-1970	568
400	6.6L	6555cc	OHV V8	4.121"	16	GMC Eng.		YX	Pontiac	2 Bbl./Gasoline	1971	569
400	6.6L	6555cc	OHV V8	4.121"	16	GMC Eng.		YZ	Pontiac	4 Bbl./Gasoline	1970	570
400	6.6L	6555cc	OHV V8	4.121"	16	GMC Eng.			Pontiac	2 Bbl./Gasoline	1969-1967	571
400	6.6L	6555cc	OHV V8	4.121"	16	GMC Eng.			Pontiac	4 Bbl./Gasoline	1969-1967	572
400	6.6L	6555cc	OHV V8	4.1875"	16	GMC Eng.		LR	Buick	4 Bbl./Gasoline	1965	573
400	6.6L	6555cc	OHV V8	4.1875"	16	GMC Eng.		MR	Buick	4 Bbl./Gasoline	1966	574
400	6.6L	6555cc	OHV V8	3.87"	16	GMC Eng.		QL	Oldsmobile	2 Bbl./Gasoline	1968	575
400	6.6L	6555cc	OHV V8	3.87"	16	GMC Eng.		QR	Oldsmobile	4 Bbl./Gasoline	1969-1968	576
400	6.6L	6555cc	OHV V8	3.87"	16	GMC Eng.		QS	Oldsmobile	4 Bbl./Gasoline	1969-1968	577
400	6.6L	6555cc	OHV V8	3.87"	16	GMC Eng.		QT	Oldsmobile	4 Bbl./Gasoline	1969-1968	578
400	6.6L	6555cc	OHV V8	3.87"	16	GMC Eng.		QU	Oldsmobile	4 Bbl./Gasoline	1969-1968	579
400	6.6L	6555cc	OHV V8	3.87"	16	GMC Eng.		QW	Oldsmobile	4 Bbl./Gasoline	1969-1968	580
400	6.6L	6556cc	OHV V8	4.125"	16	GMC Eng.	M		Chevrolet	4 Bbl./Gasoline	1975	581
400	6.6L	6556cc	OHV V8	4.125"	16	GMC Eng.	R		Chevrolet	2 Bbl./Gasoline	1975-1972	582
400	6.6L	6556cc	OHV V8	4.125"	16	GMC Eng.	U		Chevrolet	4 Bbl./Gasoline	1976-1973	583
400	6.6L	6556cc	OHV V8	4.125"	16	GMC Eng.			Chevrolet	2 Bbl./Gasoline	1971-1970	584
401	6.6L	6572cc	OHV V8	4.1875"	16	GMC Eng.		2I	Buick	2 Bbl./Gasoline	1962	585
401	6.6L	6572cc	OHV V8	4.1875"	16	GMC Eng.		4G	Buick	4 Bbl./Gasoline	1960	586
401	6.6L	6572cc	OHV V8	4.1875"	16	GMC Eng.		4H	Buick	4 Bbl./Gasoline	1961	587
401	6.6L	6572cc	OHV V8	4.1875"	16	GMC Eng.		4I	Buick	4 Bbl./Gasoline	1962	588
401	6.6L	6572cc	OHV V8	4.1875"	16	GMC Eng.		JR	Buick	2 Bbl./Gasoline	1963	589
401	6.6L	6572cc	OHV V8	4.1875"	16	GMC Eng.		JS	Buick	2 Bbl./Gasoline	1963	590
401	6.6L	6572cc	OHV V8	4.1875"	16	GMC Eng.		JT	Buick	4 Bbl./Gasoline	1963	591
401	6.6L	6572cc	OHV V8	4.1875"	16	GMC Eng.		JU	Buick	4 Bbl./Gasoline	1963	592
401	6.6L	6572cc	OHV V8	4.1875"	16	GMC Eng.		KT	Buick	4 Bbl./Gasoline	1964	593
401	6.6L	6572cc	OHV V8	4.1875"	16	GMC Eng.		KV	Buick	4 Bbl./Gasoline	1964	594
401	6.6L	6572cc	OHV V8	4.1875"	16	GMC Eng.		L2I	Buick	2 Bbl./Gasoline	1962	595
401	6.6L	6572cc	OHV V8	4.1875"	16	GMC Eng.		L4H	Buick	4 Bbl./Gasoline	1961	596
401	6.6L	6572cc	OHV V8	4.1875"	16	GMC Eng.		L4I	Buick	4 Bbl./Gasoline	1962	597
401	6.6L	6572cc	OHV V8	4.1875"	16	GMC Eng.		LT	Buick	4 Bbl./Gasoline	1965	598

(continued on next page)

GM Car (Incl. Buick, Cad., Chev., Olds., Pontiac)

Engine Finding Index												
CID	Litres	CC	Block Type	Bore	Valves	Mfg.	Vin	Eng. Code	Mfg. Div.	Fuel Del. Type	Years	Line
401	6.6L	6572cc	OHV V8	4.1875"	16	GMC Eng.		LV	Buick	4 Bbl./Gasoline	1965	599
401	6.6L	6572cc	OHV V8	4.1875"	16	GMC Eng.		MT	Buick	4 Bbl./Gasoline	1966	600
401	6.6L	6572cc	OHV V8	4.1875"	16	GMC Eng.		MV	Buick	4 Bbl./Gasoline	1966	601
401	6.6L	6572cc	OHV V8	4.1875"	16	GMC Eng.			Buick	4 Bbl./Gasoline	1959	602
402	6.6L	6588cc	OHV V8	4.125"	16	GMC Eng.	S		Chevrolet	4 Bbl./Gasoline	1972	603
402	6.6L	6588cc	OHV V8	4.125"	16	GMC Eng.	U		Chevrolet	4 Bbl./Gasoline	1972	604
402	6.6L	6588cc	OHV V8	4.125"	16	GMC Eng.			Chevrolet	4 Bbl./Gasoline	1971-1970	605
403	6.6L	6604cc	OHV V8	4.351"	16	GMC Eng.	K		Oldsmobile	4 Bbl./Gasoline	1979-1977	606
409	6.7L	6704cc	OHV V8	4.3125"	16	GMC Eng.			Chevrolet	2-4 Bbl./Gasoline	1965-1962	607
409	6.7L	6704cc	OHV V8	4.3125"	16	GMC Eng.			Chevrolet	4 Bbl./Gasoline	1965-1961	608
421	6.9L	6900cc	OHV V8	4.0938"	16	GMC Eng.		08B	Pontiac	4 Bbl./Gasoline	1963	609
421	6.9L	6900cc	OHV V8	4.0938"	16	GMC Eng.		11B	Pontiac	3-2 Bbl./Gasoline	1963	610
421	6.9L	6900cc	OHV V8	4.0938"	16	GMC Eng.		125	Pontiac	4 Bbl./Gasoline	1963	611
421	6.9L	6900cc	OHV V8	4.0938"	16	GMC Eng.		135	Pontiac	2-4 Bbl./Gasoline	1963	612
421	6.9L	6900cc	OHV V8	4.0938"	16	GMC Eng.		22B	Pontiac	4 Bbl./Gasoline	1963	613
421	6.9L	6900cc	OHV V8	4.0938"	16	GMC Eng.		25G	Pontiac	4 Bbl./Gasoline	1963	614
421	6.9L	6900cc	OHV V8	4.0938"	16	GMC Eng.		28G	Pontiac	3-2 Bbl./Gasoline	1963	615
421	6.9L	6900cc	OHV V8	4.0938"	16	GMC Eng.		34J	Pontiac	4 Bbl./Gasoline	1963	616
421	6.9L	6900cc	OHV V8	4.0938"	16	GMC Eng.		35B	Pontiac	4 Bbl./Gasoline	1964	617
421	6.9L	6900cc	OHV V8	4.0938"	16	GMC Eng.		38S	Pontiac	4 Bbl./Gasoline	1964	618
421	6.9L	6900cc	OHV V8	4.0938"	16	GMC Eng.		43N	Pontiac	4 Bbl./Gasoline	1964-1963	619
421	6.9L	6900cc	OHV V8	4.0938"	16	GMC Eng.		44B	Pontiac	3-2 Bbl./Gasoline	1964	620
421	6.9L	6900cc	OHV V8	4.0938"	16	GMC Eng.		45B	Pontiac	3-2 Bbl./Gasoline	1964	621
421	6.9L	6900cc	OHV V8	4.0938"	16	GMC Eng.		46G	Pontiac	3-2 Bbl./Gasoline	1964	622
421	6.9L	6900cc	OHV V8	4.0938"	16	GMC Eng.		47Q	Pontiac	4 Bbl./Gasoline	1963	623
421	6.9L	6900cc	OHV V8	4.0938"	16	GMC Eng.		47S	Pontiac	3-2 Bbl./Gasoline	1964	624
421	6.9L	6900cc	OHV V8	4.0938"	16	GMC Eng.		49N	Pontiac	3-2 Bbl./Gasoline	1964	625
421	6.9L	6900cc	OHV V8	4.0938"	16	GMC Eng.		50Q	Pontiac	3-2 Bbl./Gasoline	1964-1963	626
421	6.9L	6900cc	OHV V8	4.0938"	16	GMC Eng.		WG	Pontiac	4 Bbl./Gasoline	1966-1965	627
421	6.9L	6900cc	OHV V8	4.0938"	16	GMC Eng.		WH	Pontiac	3-2 Bbl./Gasoline	1966-1965	628
421	6.9L	6900cc	OHV V8	4.0938"	16	GMC Eng.		WJ	Pontiac	3-2 Bbl./Gasoline	1966-1965	629
421	6.9L	6900cc	OHV V8	4.0938"	16	GMC Eng.		WK	Pontiac	4 Bbl./Gasoline	1966	630
421	6.9L	6900cc	OHV V8	4.0938"	16	GMC Eng.		YH	Pontiac	4 Bbl./Gasoline	1966-1965	631
421	6.9L	6900cc	OHV V8	4.0938"	16	GMC Eng.		YJ	Pontiac	3-2 Bbl./Gasoline	1966-1965	632
421	6.9L	6900cc	OHV V8	4.0938"	16	GMC Eng.		YK	Pontiac	3-2 Bbl./Gasoline	1966-1965	633
421	6.9L	6900cc	OHV V8	4.0938"	16	GMC Eng.		YT	Pontiac	4 Bbl./Gasoline	1966	634
421	6.9L	6900cc	OHV V8	4.0938"	16	GMC Eng.			Pontiac	2-4 Bbl./Gasoline	1962-1961	635
425	7.0L	6964cc	OHV V8	4.082"	16	GMC Eng.	S		Cadillac	4 Bbl./Gasoline	1979-1977	636
425	7.0L	6964cc	OHV V8	4.082"	16	GMC Eng.	T		Cadillac	MFI/Gasoline	1979-1977	637
425	7.0L	6966cc	OHV V8	4.125"	16	GMC Eng.		M	Oldsmobile	2 Bbl./Gasoline	1966-1965	638
425	7.0L	6966cc	OHV V8	4.125"	16	GMC Eng.		ME	Oldsmobile	2 Bbl./Gasoline	1966-1965	639
425	7.0L	6966cc	OHV V8	4.125"	16	GMC Eng.		ML	Oldsmobile	2 Bbl./Gasoline	1966-1965	640
425	7.0L	6966cc	OHV V8	4.125"	16	GMC Eng.		N	Oldsmobile	4 Bbl./Gasoline	1966-1965	641
425	7.0L	6966cc	OHV V8	4.125"	16	GMC Eng.		NE	Oldsmobile	4 Bbl./Gasoline	1966-1965	642
425	7.0L	6966cc	OHV V8	4.125"	16	GMC Eng.		NS	Oldsmobile	4 Bbl./Gasoline	1966-1965	643
425	7.0L	6966cc	OHV V8	4.125"	16	GMC Eng.		NT	Oldsmobile	4 Bbl./Gasoline	1966	644
425	7.0L	6966cc	OHV V8	4.125"	16	GMC Eng.		PE	Oldsmobile	2 Bbl./Gasoline	1967	645
425	7.0L	6966cc	OHV V8	4.125"	16	GMC Eng.		PL	Oldsmobile	2 Bbl./Gasoline	1967	646
425	7.0L	6966cc	OHV V8	4.125"	16	GMC Eng.		R	Oldsmobile	4 Bbl./Gasoline	1967	647
425	7.0L	6966cc	OHV V8	4.125"	16	GMC Eng.		RE	Oldsmobile	4 Bbl./Gasoline	1967	648
425	7.0L	6966cc	OHV V8	4.125"	16	GMC Eng.		RS	Oldsmobile	4 Bbl./Gasoline	1967	649
425	7.0L	6966cc	OHV V8	4.125"	16	GMC Eng.		RT	Oldsmobile	4 Bbl./Gasoline	1967	650
425	7.0L	6966cc	OHV V8	4.3125"	16	GMC Eng.		JW	Buick	4 Bbl./Gasoline	1963	651
425	7.0L	6966cc	OHV V8	4.3125"	16	GMC Eng.		KW	Buick	4 Bbl./Gasoline	1964	652
425	7.0L	6966cc	OHV V8	4.3125"	16	GMC Eng.		KX	Buick	2-4 Bbl./Gasoline	1964	653
425	7.0L	6966cc	OHV V8	4.3125"	16	GMC Eng.		LW	Buick	4 Bbl./Gasoline	1965	654
425	7.0L	6966cc	OHV V8	4.3125"	16	GMC Eng.		LX	Buick	2-4 Bbl./Gasoline	1965	655
425	7.0L	6966cc	OHV V8	4.3125"	16	GMC Eng.		MW	Buick	4 Bbl./Gasoline	1966	656
425	7.0L	6966cc	OHV V8	4.3125"	16	GMC Eng.		MZ	Buick	2-4 Bbl./Gasoline	1966	657
427	7.0L	6999cc	OHV V8	4.25"	16	GMC Eng.			Chevrolet	3-2 Bbl./Gasoline	1969-1967	658
427	7.0L	6999cc	OHV V8	4.25"	16	GMC Eng.			Chevrolet	4 Bbl./Gasoline	1969-1966	659
428	7.0L	7014cc	OHV V8	4.121"	16	GMC Eng.			Pontiac	4 Bbl./Gasoline	1969-1967	660
429	7.0L	7031cc	OHV V8	4.125"	16	GMC Eng.	5		Cadillac	4 Bbl./Gasoline	1965	661
429	7.0L	7031cc	OHV V8	4.125"	16	GMC Eng.	6		Cadillac	4 Bbl./Gasoline	1966	662
429	7.0L	7031cc	OHV V8	4.125"	16	GMC Eng.	7		Cadillac	4 Bbl./Gasoline	1967	663
429	7.0L	7031cc	OHV V8	4.125"	16	GMC Eng.		44K	Cadillac	4 Bbl./Gasoline	1964	664
429	7.0L	7031cc	OHV V8	4.125"	16	GMC Eng.		44X	Cadillac	4 Bbl./Gasoline	1964	665
429	7.0L	7031cc	OHV V8	4.125"	16	GMC Eng.		46K	Cadillac	4 Bbl./Gasoline	1964	666
429	7.0L	7031cc	OHV V8	4.125"	16	GMC Eng.		46X	Cadillac	4 Bbl./Gasoline	1964	667
429	7.0L	7031cc	OHV V8	4.125"	16	GMC Eng.		47K	Cadillac	4 Bbl./Gasoline	1964	668
429	7.0L	7031cc	OHV V8	4.125"	16	GMC Eng.		47X	Cadillac	4 Bbl./Gasoline	1964	669
430	7.0L	7047cc	OHV V8	4.1875"	16	GMC Eng.		MD	Buick	4 Bbl./Gasoline	1967	670
430	7.0L	7047cc	OHV V8	4.1875"	16	GMC Eng.		ND	Buick	4 Bbl./Gasoline	1967	671

(continued on next page)

GM Car (Incl. Buick, Cad., Chev., Olds., Pontiac)

Engine Finding Index

CID	Litres	CC	Block Type	Bore	Valves	Mfg.	Vin	Eng. Code	Mfg. Div.	Fuel Del. Type	Years	Line
430	7.0L	7047cc	OHV V8	4.1875"	16	GMC Eng.		PD	Buick	4 Bbl./Gasoline	1968	672
430	7.0L	7047cc	OHV V8	4.1875"	16	GMC Eng.		RD	Buick	4 Bbl./Gasoline	1969	673
430	7.0L	7047cc	OHV V8	4.1875"	16	GMC Eng.		RO	Buick	4 Bbl./Gasoline	1969	674
454	7.4L	7441cc	OHV V8	4.25"	16	GMC Eng.	S		Chevrolet	4 Bbl./Gasoline	1976	675
454	7.4L	7441cc	OHV V8	4.25"	16	GMC Eng.	V		Chevrolet	4 Bbl./Gasoline	1972	676
454	7.4L	7441cc	OHV V8	4.25"	16	GMC Eng.	W		Chevrolet	4 Bbl./Gasoline	1972	677
454	7.4L	7441cc	OHV V8	4.25"	16	GMC Eng.	X		Chevrolet	4 Bbl./Gasoline	1975-1973	678
454	7.4L	7441cc	OHV V8	4.25"	16	GMC Eng.	Y		Chevrolet	4 Bbl./Gasoline	1975-1973	679
454	7.4L	7441cc	OHV V8	4.25"	16	GMC Eng.	Z		Chevrolet	4 Bbl./Gasoline	1974-1973	680
454	7.4L	7441cc	OHV V8	4.25"	16	GMC Eng.			Chevrolet	4 Bbl./Gasoline	1971-1970	681
455	7.5L	7456cc	OHV V8	4.151"	16	GMC Eng.	T		Pontiac	4 Bbl./Gasoline	1976-1972	682
455	7.5L	7456cc	OHV V8	4.151"	16	GMC Eng.	U		Pontiac	2 Bbl./Gasoline	1972	683
455	7.5L	7456cc	OHV V8	4.151"	16	GMC Eng.	V		Pontiac	2 Bbl./Gasoline	1972	684
455	7.5L	7456cc	OHV V8	4.151"	16	GMC Eng.	W		Pontiac	4 Bbl./Gasoline	1976-1972	685
455	7.5L	7456cc	OHV V8	4.151"	16	GMC Eng.	Y		Pontiac	4 Bbl./Gasoline	1975-1972	686
455	7.5L	7456cc	OHV V8	4.151"	16	GMC Eng.		WA	Pontiac	4 Bbl./Gasoline	1970	687
455	7.5L	7456cc	OHV V8	4.151"	16	GMC Eng.		WC	Pontiac	4 Bbl./Gasoline	1970	688
455	7.5L	7456cc	OHV V8	4.151"	16	GMC Eng.		WG	Pontiac	2 Bbl./Gasoline	1971	689
455	7.5L	7456cc	OHV V8	4.151"	16	GMC Eng.		WG	Pontiac	4 Bbl./Gasoline	1970	690
455	7.5L	7456cc	OHV V8	4.151"	16	GMC Eng.		WJ	Pontiac	4 Bbl./Gasoline	1971	691
455	7.5L	7456cc	OHV V8	4.151"	16	GMC Eng.		XF	Pontiac	4 Bbl./Gasoline	1970	692
455	7.5L	7456cc	OHV V8	4.151"	16	GMC Eng.		YA	Pontiac	4 Bbl./Gasoline	1970	693
455	7.5L	7456cc	OHV V8	4.151"	16	GMC Eng.		YC	Pontiac	4 Bbl./Gasoline	1971-1970	694
455	7.5L	7456cc	OHV V8	4.151"	16	GMC Eng.		YG	Pontiac	2 Bbl./Gasoline	1971	695
455	7.5L	7456cc	OHV V8	4.151"	16	GMC Eng.		YH	Pontiac	4 Bbl./Gasoline	1970	696
455	7.5L	7456cc	OHV V8	4.151"	16	GMC Eng.	X		Pontiac	4 Bbl./Gasoline	1972	697
455	7.5L	7456cc	OHV V8	4.151"	16	GMC Eng.		WC	Pontiac	4 Bbl./Gasoline	1971	698
455	7.5L	7456cc	OHV V8	4.151"	16	GMC Eng.		WL	Pontiac	4 Bbl./Gasoline	1971	699
455	7.5L	7456cc	OHV V8	4.151"	16	GMC Eng.		YA	Pontiac	4 Bbl./Gasoline	1971	700
455	7.5L	7456cc	OHV V8	4.151"	16	GMC Eng.		YE	Pontiac	4 Bbl./Gasoline	1971	701
455	7.5L	7456cc	OHV V8	4.151"	16	GMC Eng.	X		Pontiac	4 Bbl./Gasoline	1974-1973	702
455	7.5L	7456cc	OHV V8	4.3125"	16	GMC Eng.	P		Buick	2 Bbl./Gasoline	1974	703
455	7.5L	7456cc	OHV V8	4.3125"	16	GMC Eng.	R		Buick	2 Bbl./Gasoline	1974	704
455	7.5L	7456cc	OHV V8	4.3125"	16	GMC Eng.	T		Buick	4 Bbl./Gasoline	1976-1972	705
455	7.5L	7456cc	OHV V8	4.3125"	16	GMC Eng.	U		Buick	4 Bbl./Gasoline	1974-1971	706
455	7.5L	7456cc	OHV V8	4.3125"	16	GMC Eng.	V		Buick	4 Bbl./Gasoline	1974-1972	707
455	7.5L	7456cc	OHV V8	4.3125"	16	GMC Eng.	W		Buick	4 Bbl./Gasoline	1974-1972	708
455	7.5L	7456cc	OHV V8	4.3125"	16	GMC Eng.		SF	Buick	4 Bbl./Gasoline	1970	709
455	7.5L	7456cc	OHV V8	4.3125"	16	GMC Eng.		SR	Buick	4 Bbl./Gasoline	1970	710
455	7.5L	7456cc	OHV V8	4.3125"	16	GMC Eng.		SS	Buick	4 Bbl./Gasoline	1970	711
455	7.5L	7456cc	OHV V8	4.3125"	16	GMC Eng.		TA	Buick	4 Bbl./Gasoline	1971	712
455	7.5L	7456cc	OHV V8	4.3125"	16	GMC Eng.		TR	Buick	4 Bbl./Gasoline	1971	713
455	7.5L	7456cc	OHV V8	4.3125"	16	GMC Eng.		TS	Buick	4 Bbl./Gasoline	1971	714
455	7.5L	7457cc	OHV V8	4.125"	16	GMC Eng.	R		Oldsmobile	4 Bbl./Gasoline	1974	715
455	7.5L	7457cc	OHV V8	4.125"	16	GMC Eng.	S		Oldsmobile	4 Bbl./Gasoline	1976-1975	716
455	7.5L	7457cc	OHV V8	4.125"	16	GMC Eng.	T		Oldsmobile	4 Bbl./Gasoline	1976-1972	717
455	7.5L	7457cc	OHV V8	4.125"	16	GMC Eng.	U		Oldsmobile	4 Bbl./Gasoline	1974-1972	718
455	7.5L	7457cc	OHV V8	4.125"	16	GMC Eng.	V		Oldsmobile	4 Bbl./Gasoline	1974-1972	719
455	7.5L	7457cc	OHV V8	4.125"	16	GMC Eng.	W		Oldsmobile	4 Bbl./Gasoline	1975-1972	720
455	7.5L	7457cc	OHV V8	4.125"	16	GMC Eng.	X		Oldsmobile	4 Bbl./Gasoline	1972	721
455	7.5L	7457cc	OHV V8	4.125"	16	GMC Eng.		TA	Oldsmobile	4 Bbl./Gasoline	1971	722
455	7.5L	7457cc	OHV V8	4.125"	16	GMC Eng.		TB	Oldsmobile	4 Bbl./Gasoline	1971	723
455	7.5L	7457cc	OHV V8	4.125"	16	GMC Eng.		TL	Oldsmobile	4 Bbl./Gasoline	1971	724
455	7.5L	7457cc	OHV V8	4.125"	16	GMC Eng.		TN	Oldsmobile	4 Bbl./Gasoline	1971	725
455	7.5L	7457cc	OHV V8	4.125"	16	GMC Eng.		TP	Oldsmobile	4 Bbl./Gasoline	1971-1970	726
455	7.5L	7457cc	OHV V8	4.125"	16	GMC Eng.		TQ	Oldsmobile	4 Bbl./Gasoline	1971-1968	727
455	7.5L	7457cc	OHV V8	4.125"	16	GMC Eng.		TS	Oldsmobile	4 Bbl./Gasoline	1971-1970	728
455	7.5L	7457cc	OHV V8	4.125"	16	GMC Eng.		TT	Oldsmobile	4 Bbl./Gasoline	1971-1970	729
455	7.5L	7457cc	OHV V8	4.125"	16	GMC Eng.		TU	Oldsmobile	4 Bbl./Gasoline	1971-1970	730
455	7.5L	7457cc	OHV V8	4.125"	16	GMC Eng.		TV	Oldsmobile	4 Bbl./Gasoline	1971-1970	731
455	7.5L	7457cc	OHV V8	4.125"	16	GMC Eng.		TW	Oldsmobile	4 Bbl./Gasoline	1971-1970	732
455	7.5L	7457cc	OHV V8	4.125"	16	GMC Eng.		TX	Oldsmobile	2 Bbl./Gasoline	1971-1970	733
455	7.5L	7457cc	OHV V8	4.125"	16	GMC Eng.		TY	Oldsmobile	2 Bbl./Gasoline	1971-1970	734
455	7.5L	7457cc	OHV V8	4.125"	16	GMC Eng.		UA	Oldsmobile	2 Bbl./Gasoline	1968	735
455	7.5L	7457cc	OHV V8	4.125"	16	GMC Eng.		UB	Oldsmobile	2 Bbl./Gasoline	1968	736
455	7.5L	7457cc	OHV V8	4.125"	16	GMC Eng.		UC	Oldsmobile	2 Bbl./Gasoline	1971-1968	737
455	7.5L	7457cc	OHV V8	4.125"	16	GMC Eng.		UD	Oldsmobile	2 Bbl./Gasoline	1971-1968	738
455	7.5L	7457cc	OHV V8	4.125"	16	GMC Eng.		UE	Oldsmobile	2 Bbl./Gasoline	1971	739
455	7.5L	7457cc	OHV V8	4.125"	16	GMC Eng.		UJ	Oldsmobile	2 Bbl./Gasoline	1970-1968	740
455	7.5L	7457cc	OHV V8	4.125"	16	GMC Eng.		UL	Oldsmobile	4 Bbl./Gasoline	1970-1969	741
455	7.5L	7457cc	OHV V8	4.125"	16	GMC Eng.		UN	Oldsmobile	4 Bbl./Gasoline	1971-1968	742
455	7.5L	7457cc	OHV V8	4.125"	16	GMC Eng.		UO	Oldsmobile	4 Bbl./Gasoline	1971-1968	743
455	7.5L	7457cc	OHV V8	4.125"	16	GMC Eng.		US	Oldsmobile	4 Bbl./Gasoline	1971-1968	744

(continued on next page)

GM Car (Incl. Buick, Cad., Chev., Olds., Pontiac)

Engine Finding Index												
CID	Litres	CC	Block Type	Bore	Valves	Mfg.	Vin	Eng. Code	Mfg. Div.	Fuel Del. Type	Years	Line
455	7.5L	7457cc	OHV V8	4.125"	16	GMC Eng.		UT	Oldsmobile	4 Bbl./Gasoline	1971-1968	745
455	7.5L	7457cc	OHV V8	4.125"	16	GMC Eng.		UV	Oldsmobile	4 Bbl./Gasoline	1970-1968	746
455	7.5L	7457cc	OHV V8	4.125"	16	GMC Eng.		UW	Oldsmobile	4 Bbl./Gasoline	1970-1968	747
455	7.5L	7457cc	OHV V8	4.125"	16	GMC Eng.		UX	Oldsmobile	4 Bbl./Gasoline	1969-1968	748
472	7.7L	7735cc	OHV V8	4.3"	16	GMC Eng.	0		Cadillac	4 Bbl./Gasoline	1970	749
472	7.7L	7735cc	OHV V8	4.3"	16	GMC Eng.	1		Cadillac	4 Bbl./Gasoline	1971	750
472	7.7L	7735cc	OHV V8	4.3"	16	GMC Eng.	8		Cadillac	4 Bbl./Gasoline	1968	751
472	7.7L	7735cc	OHV V8	4.3"	16	GMC Eng.	9		Cadillac	4 Bbl./Gasoline	1969	752
472	7.7L	7735cc	OHV V8	4.3"	16	GMC Eng.	R		Cadillac	4 Bbl./Gasoline	1974-1972	753
500	8.2L	8193cc	OHV V8	4.3"	16	GMC Eng.	0		Cadillac	4 Bbl./Gasoline	1970	754
500	8.2L	8193cc	OHV V8	4.3"	16	GMC Eng.	1		Cadillac	4 Bbl./Gasoline	1971	755
500	8.2L	8193cc	OHV V8	4.3"	16	GMC Eng.	S		Cadillac	4 Bbl./Gasoline	1976-1972	756
500	8.2L	8193cc	OHV V8	4.3"	16	GMC Eng.	S		Cadillac	MFI/Gasoline	1976-1975	757

Engine Code Index												
Eng. Code	CID	Litres	CC	Block Type	Bore	Valves	Mfg.	Vin	Mfg. Div.	Fuel Del. Type	Years	Line
01A	389	6.4L	6376cc	OHV V8	4.0625"	16	GMC Eng.		Pontiac	2 Bbl./Gasoline	1964-1962	351
02A	389	6.4L	6376cc	OHV V8	4.0625"	16	GMC Eng.		Pontiac	4 Bbl./Gasoline	1962	352
02B	389	6.4L	6376cc	OHV V8	4.0625"	16	GMC Eng.		Pontiac	4 Bbl./Gasoline	1964-1962	353
03A	389	6.4L	6376cc	OHV V8	4.0625"	16	GMC Eng.		Pontiac	2 Bbl./Gasoline	1964	354
03B	389	6.4L	6376cc	OHV V8	4.0625"	16	GMC Eng.		Pontiac	2 Bbl./Gasoline	1963-1962	355
04B	389	6.4L	6376cc	OHV V8	4.0625"	16	GMC Eng.		Pontiac	4 Bbl./Gasoline	1963-1962	356
04L	389	6.4L	6376cc	OHV V8	4.0625"	16	GMC Eng.		Pontiac	2 Bbl./Gasoline	1964	357
05A	389	6.4L	6376cc	OHV V8	4.0625"	16	GMC Eng.		Pontiac	2 Bbl./Gasoline	1963-1962	358
05L	389	6.4L	6376cc	OHV V8	4.0625"	16	GMC Eng.		Pontiac	2 Bbl./Gasoline	1964	359
06B	389	6.4L	6376cc	OHV V8	4.0625"	16	GMC Eng.		Pontiac	4 Bbl./Gasoline	1963-1962	360
06K	390	6.4L	6392cc	OHV V8	4"	16	GMC Eng.		Cadillac	4 Bbl./Gasoline	1960	498
06X	390	6.4L	6392cc	OHV V8	4"	16	GMC Eng.		Cadillac	4 Bbl./Gasoline	1960	499
07B	389	6.4L	6376cc	OHV V8	4.0625"	16	GMC Eng.		Pontiac	3-2 Bbl./Gasoline	1963	361
07K	390	6.4L	6392cc	OHV V8	4"	16	GMC Eng.		Cadillac	4 Bbl./Gasoline	1960	500
07X	390	6.4L	6392cc	OHV V8	4"	16	GMC Eng.		Cadillac	4 Bbl./Gasoline	1960	501
08A	389	6.4L	6376cc	OHV V8	4.0625"	16	GMC Eng.		Pontiac	4 Bbl./Gasoline	1962	362
08B	389	6.4L	6376cc	OHV V8	4.0625"	16	GMC Eng.		Pontiac	4 Bbl./Gasoline	1962	363
08B	421	6.9L	6900cc	OHV V8	4.0938"	16	GMC Eng.		Pontiac	4 Bbl./Gasoline	1963	609
08R	389	6.4L	6376cc	OHV V8	4.0625"	16	GMC Eng.		Pontiac	2 Bbl./Gasoline	1964	364
09R	389	6.4L	6376cc	OHV V8	4.0625"	16	GMC Eng.		Pontiac	2 Bbl./Gasoline	1964	365
0QK	390	6.4L	6392cc	OHV V8	4"	16	GMC Eng.		Cadillac	3-2 Bbl./Gasoline	1960	502
0QX	390	6.4L	6392cc	OHV V8	4"	16	GMC Eng.		Cadillac	3-2 Bbl./Gasoline	1960	503
10A	389	6.4L	6376cc	OHV V8	4.0625"	16	GMC Eng.		Pontiac	2 Bbl./Gasoline	1964	366
10B	389	6.4L	6376cc	OHV V8	4.0625"	16	GMC Eng.		Pontiac	3-2 Bbl./Gasoline	1962	367
11B	389	6.4L	6376cc	OHV V8	4.0625"	16	GMC Eng.		Pontiac	3-2 Bbl./Gasoline	1962	368
11B	421	6.9L	6900cc	OHV V8	4.0938"	16	GMC Eng.		Pontiac	3-2 Bbl./Gasoline	1963	610
11H	389	6.4L	6376cc	OHV V8	4.0625"	16	GMC Eng.		Pontiac	2 Bbl./Gasoline	1964	369
125	421	6.9L	6900cc	OHV V8	4.0938"	16	GMC Eng.		Pontiac	4 Bbl./Gasoline	1963	611
12H	389	6.4L	6376cc	OHV V8	4.0625"	16	GMC Eng.		Pontiac	2 Bbl./Gasoline	1964	370
135	421	6.9L	6900cc	OHV V8	4.0938"	16	GMC Eng.		Pontiac	2-4 Bbl./Gasoline	1963	612
13H	389	6.4L	6376cc	OHV V8	4.0625"	16	GMC Eng.		Pontiac	2 Bbl./Gasoline	1964	371
15H	389	6.4L	6376cc	OHV V8	4.0625"	16	GMC Eng.		Pontiac	2 Bbl./Gasoline	1963-1962	372
16K	389	6.4L	6376cc	OHV V8	4.0625"	16	GMC Eng.		Pontiac	4 Bbl./Gasoline	1963-1962	373
16K	390	6.4L	6392cc	OHV V8	4"	16	GMC Eng.		Cadillac	4 Bbl./Gasoline	1961	504
16X	390	6.4L	6392cc	OHV V8	4"	16	GMC Eng.		Cadillac	4 Bbl./Gasoline	1962-1961	505
17H	389	6.4L	6376cc	OHV V8	4.0625"	16	GMC Eng.		Pontiac	2 Bbl./Gasoline	1963-1962	374
17K	390	6.4L	6392cc	OHV V8	4"	16	GMC Eng.		Cadillac	4 Bbl./Gasoline	1961	506
17M	389	6.4L	6376cc	OHV V8	4.0625"	16	GMC Eng.		Pontiac	2 Bbl./Gasoline	1964	375
17X	390	6.4L	6392cc	OHV V8	4"	16	GMC Eng.		Cadillac	4 Bbl./Gasoline	1961	507
18K	389	6.4L	6376cc	OHV V8	4.0625"	16	GMC Eng.		Pontiac	4 Bbl./Gasoline	1963-1962	376
18M	389	6.4L	6376cc	OHV V8	4.0625"	16	GMC Eng.		Pontiac	2 Bbl./Gasoline	1964	377
19M	389	6.4L	6376cc	OHV V8	4.0625"	16	GMC Eng.		Pontiac	2 Bbl./Gasoline	1964	378
20L	389	6.4L	6376cc	OHV V8	4.0625"	16	GMC Eng.		Pontiac	2 Bbl./Gasoline	1963-1962	379
21L	389	6.4L	6376cc	OHV V8	4.0625"	16	GMC Eng.		Pontiac	2 Bbl./Gasoline	1963-1962	380
22B	389	6.4L	6376cc	OHV V8	4.0625"	16	GMC Eng.		Pontiac	4 Bbl./Gasoline	1964	381
22B	421	6.9L	6900cc	OHV V8	4.0938"	16	GMC Eng.		Pontiac	4 Bbl./Gasoline	1963	613
23B	389	6.4L	6376cc	OHV V8	4.0625"	16	GMC Eng.		Pontiac	4 Bbl./Gasoline	1964	382
23H	389	6.4L	6376cc	OHV V8	4.0625"	16	GMC Eng.		Pontiac	2 Bbl./Gasoline	1963-1962	383
25G	421	6.9L	6900cc	OHV V8	4.0938"	16	GMC Eng.		Pontiac	4 Bbl./Gasoline	1963	614
25J	389	6.4L	6376cc	OHV V8	4.0625"	16	GMC Eng.		Pontiac	4 Bbl./Gasoline	1962	384
25K	389	6.4L	6376cc	OHV V8	4.0625"	16	GMC Eng.		Pontiac	4 Bbl./Gasoline	1964	385
266	389	6.4L	6376cc	OHV V8	4.0625"	16	GMC Eng.		Pontiac	3-2 Bbl./Gasoline	1963	386
26K	390	6.4L	6392cc	OHV V8	4"	16	GMC Eng.		Cadillac	4 Bbl./Gasoline	1962	508
26K	389	6.4L	6376cc	OHV V8	4.0625"	16	GMC Eng.		Pontiac	4 Bbl./Gasoline	1964	387
26X	390	6.4L	6392cc	OHV V8	4"	16	GMC Eng.		Cadillac	4 Bbl./Gasoline	1962	509

(continued on next page)

GM Car (Incl. Buick, Cad., Chev., Olds., Pontiac)

Engine Code Index

Eng. Code	CID	Litres	CC	Block Type	Bore	Valves	Mfg.	Vin	Mfg. Div.	Fuel Del. Type	Years	Line
27J	389	6.4L	6376cc	OHV V8	4.0625"	16	GMC Eng.		Pontiac	3-2 Bbl./Gasoline	1962	388
27K	390	6.4L	6392cc	OHV V8	4"	16	GMC Eng.		Cadillac	4 Bbl./Gasoline	1962	510
27P	389	6.4L	6376cc	OHV V8	4.0625"	16	GMC Eng.		Pontiac	4 Bbl./Gasoline	1964	389
27X	390	6.4L	6392cc	OHV V8	4"	16	GMC Eng.		Cadillac	4 Bbl./Gasoline	1962	511
28G	421	6.9L	6900cc	OHV V8	4.0938"	16	GMC Eng.		Pontiac	3-2 Bbl./Gasoline	1963	615
28J	389	6.4L	6376cc	OHV V8	4.0625"	16	GMC Eng.		Pontiac	3-2 Bbl./Gasoline	1962	390
28P	389	6.4L	6376cc	OHV V8	4.0625"	16	GMC Eng.		Pontiac	4 Bbl./Gasoline	1964	391
29N	389	6.4L	6376cc	OHV V8	4.0625"	16	GMC Eng.		Pontiac	4 Bbl./Gasoline	1964	392
2I	401	6.6L	6572cc	OHV V8	4.1875"	16	GMC Eng.		Buick	2 Bbl./Gasoline	1962	585
30P	389	6.4L	6376cc	OHV V8	4.0625"	16	GMC Eng.		Pontiac	4 Bbl./Gasoline	1964	393
32B	389	6.4L	6376cc	OHV V8	4.0625"	16	GMC Eng.		Pontiac	3-2 Bbl./Gasoline	1964	394
336	389	6.4L	6376cc	OHV V8	4.0625"	16	GMC Eng.		Pontiac	3-2 Bbl./Gasoline	1964	395
33G	389	6.4L	6376cc	OHV V8	4.0625"	16	GMC Eng.		Pontiac	3-2 Bbl./Gasoline	1964	396
34J	421	6.9L	6900cc	OHV V8	4.0938"	16	GMC Eng.		Pontiac	4 Bbl./Gasoline	1963	616
34N	389	6.4L	6376cc	OHV V8	4.0625"	16	GMC Eng.		Pontiac	3-2 Bbl./Gasoline	1964	397
35B	421	6.9L	6900cc	OHV V8	4.0938"	16	GMC Eng.		Pontiac	4 Bbl./Gasoline	1964	617
35M	389	6.4L	6376cc	OHV V8	4.0625"	16	GMC Eng.		Pontiac	2 Bbl./Gasoline	1963-1962	398
36K	390	6.4L	6392cc	OHV V8	4"	16	GMC Eng.		Cadillac	4 Bbl./Gasoline	1963	512
36P	389	6.4L	6376cc	OHV V8	4.0625"	16	GMC Eng.		Pontiac	4 Bbl./Gasoline	1963-1962	399
36X	390	6.4L	6392cc	OHV V8	4"	16	GMC Eng.		Cadillac	4 Bbl./Gasoline	1963	513
37K	390	6.4L	6392cc	OHV V8	4"	16	GMC Eng.		Cadillac	4 Bbl./Gasoline	1963	514
37M	389	6.4L	6376cc	OHV V8	4.0625"	16	GMC Eng.		Pontiac	2 Bbl./Gasoline	1963-1962	400
37X	390	6.4L	6392cc	OHV V8	4"	16	GMC Eng.		Cadillac	4 Bbl./Gasoline	1963	515
38P	389	6.4L	6376cc	OHV V8	4.0625"	16	GMC Eng.		Pontiac	4 Bbl./Gasoline	1963-1962	401
38S	421	6.9L	6900cc	OHV V8	4.0938"	16	GMC Eng.		Pontiac	4 Bbl./Gasoline	1964	618
39N	389	6.4L	6376cc	OHV V8	4.0625"	16	GMC Eng.		Pontiac	4 Bbl./Gasoline	1962	402
3G	364	6.0L	5967cc	OHV V8	4.125"	16	GMC Eng.		Buick	2 Bbl./Gasoline	1960	331
3G	364	6.0L	5967cc	OHV V8	4.125"	16	GMC Eng.		Buick	4 Bbl./Gasoline	1960	332
3H	364	6.0L	5967cc	OHV V8	4.125"	16	GMC Eng.		Buick	2 Bbl./Gasoline	1961	333
3H	364	6.0L	5967cc	OHV V8	4.125"	16	GMC Eng.		Buick	4 Bbl./Gasoline	1961	334
40R	389	6.4L	6376cc	OHV V8	4.0625"	16	GMC Eng.		Pontiac	2 Bbl./Gasoline	1963-1962	403
41M	389	6.4L	6376cc	OHV V8	4.0625"	16	GMC Eng.		Pontiac	2 Bbl./Gasoline	1962	404
41R	389	6.4L	6376cc	OHV V8	4.0625"	16	GMC Eng.		Pontiac	2 Bbl./Gasoline	1963-1962	405
43N	421	6.9L	6900cc	OHV V8	4.0938"	16	GMC Eng.		Pontiac	4 Bbl./Gasoline	1964-1963	619
44B	421	6.9L	6900cc	OHV V8	4.0938"	16	GMC Eng.		Pontiac	3-2 Bbl./Gasoline	1964	620
44K	429	7.0L	7031cc	OHV V8	4.125"	16	GMC Eng.		Cadillac	4 Bbl./Gasoline	1964	664
44M	389	6.4L	6376cc	OHV V8	4.0625"	16	GMC Eng.		Pontiac	2 Bbl./Gasoline	1963-1962	406
44X	429	7.0L	7031cc	OHV V8	4.125"	16	GMC Eng.		Cadillac	4 Bbl./Gasoline	1964	665
45B	421	6.9L	6900cc	OHV V8	4.0938"	16	GMC Eng.		Pontiac	3-2 Bbl./Gasoline	1964	621
45P	389	6.4L	6376cc	OHV V8	4.0625"	16	GMC Eng.		Pontiac	4 Bbl./Gasoline	1963-1962	407
46G	421	6.9L	6900cc	OHV V8	4.0938"	16	GMC Eng.		Pontiac	3-2 Bbl./Gasoline	1964	622
46K	429	7.0L	7031cc	OHV V8	4.125"	16	GMC Eng.		Cadillac	4 Bbl./Gasoline	1964	666
46X	429	7.0L	7031cc	OHV V8	4.125"	16	GMC Eng.		Cadillac	4 Bbl./Gasoline	1964	667
47K	429	7.0L	7031cc	OHV V8	4.125"	16	GMC Eng.		Cadillac	4 Bbl./Gasoline	1964	668
47N	389	6.4L	6376cc	OHV V8	4.0625"	16	GMC Eng.		Pontiac	4 Bbl./Gasoline	1962	408
47Q	421	6.9L	6900cc	OHV V8	4.0938"	16	GMC Eng.		Pontiac	4 Bbl./Gasoline	1963	623
47S	421	6.9L	6900cc	OHV V8	4.0938"	16	GMC Eng.		Pontiac	3-2 Bbl./Gasoline	1964	624
47X	429	7.0L	7031cc	OHV V8	4.125"	16	GMC Eng.		Cadillac	4 Bbl./Gasoline	1964	669
48N	389	6.4L	6376cc	OHV V8	4.0625"	16	GMC Eng.		Pontiac	3-2 Bbl./Gasoline	1963	409
49N	389	6.4L	6376cc	OHV V8	4.0625"	16	GMC Eng.		Pontiac	3-2 Bbl./Gasoline	1962	410
49N	421	6.9L	6900cc	OHV V8	4.0938"	16	GMC Eng.		Pontiac	3-2 Bbl./Gasoline	1964	625
4G	401	6.6L	6572cc	OHV V8	4.1875"	16	GMC Eng.		Buick	4 Bbl./Gasoline	1960	586
4H	401	6.6L	6572cc	OHV V8	4.1875"	16	GMC Eng.		Buick	4 Bbl./Gasoline	1961	587
4I	401	6.6L	6572cc	OHV V8	4.1875"	16	GMC Eng.		Buick	4 Bbl./Gasoline	1962	588
50N	389	6.4L	6376cc	OHV V8	4.0625"	16	GMC Eng.		Pontiac	3-2 Bbl./Gasoline	1962	411
50Q	421	6.9L	6900cc	OHV V8	4.0938"	16	GMC Eng.		Pontiac	3-2 Bbl./Gasoline	1964-1963	626
59O	326	5.3L	5343cc	OHV V8	3.7188"	16	GMC Eng.		Pontiac	4 Bbl./Gasoline	1964-1963	177
60O	326	5.3L	5343cc	OHV V8	3.7188"	16	GMC Eng.		Pontiac	2 Bbl./Gasoline	1964-1963	178
68X	326	5.3L	5343cc	OHV V8	3.7188"	16	GMC Eng.		Pontiac	2 Bbl./Gasoline	1964-1963	179
69O	326	5.3L	5343cc	OHV V8	3.7188"	16	GMC Eng.		Pontiac	2 Bbl./Gasoline	1964-1963	180
6I	198	3.2L	3245cc	OHV V6	3.625"	12	GMC Eng.		Buick	2 Bbl./Gasoline	1962	33
70X	326	5.3L	5343cc	OHV V8	3.7188"	16	GMC Eng.		Pontiac	4 Bbl./Gasoline	1964-1963	181
71X	326	5.3L	5343cc	OHV V8	3.7188"	16	GMC Eng.		Pontiac	2 Bbl./Gasoline	1963	182
76X	389	6.4L	6376cc	OHV V8	4.0625"	16	GMC Eng.		Pontiac	3-2 Bbl./Gasoline	1964	412
76Y	195	3.2L	3196cc	OHV L4	4.0625"	8	GMC Eng.		Pontiac	1 Bbl./Gasoline	1963-1962	13
77J	389	6.4L	6376cc	OHV V8	4.0625"	16	GMC Eng.		Pontiac	3-2 Bbl./Gasoline	1964	413
77Y	195	3.2L	3196cc	OHV L4	4.0625"	8	GMC Eng.		Pontiac	4 Bbl./Gasoline	1963-1962	14
78X	389	6.4L	6376cc	OHV V8	4.0625"	16	GMC Eng.		Pontiac	4 Bbl./Gasoline	1964	414
78Y	195	3.2L	3196cc	OHV L4	4.0625"	8	GMC Eng.		Pontiac	1 Bbl./Gasoline	1963-1962	15
79J	389	6.4L	6376cc	OHV V8	4.0625"	16	GMC Eng.		Pontiac	4 Bbl./Gasoline	1964	415
79Y	195	3.2L	3196cc	OHV L4	4.0625"	8	GMC Eng.		Pontiac	1 Bbl./Gasoline	1963-1962	16
80Z	215	3.5L	3524cc	OHV L6	3.75"	12	GMC Eng.		Pontiac	1 Bbl./Gasoline	1964	37
81Z	215	3.5L	3524cc	OHV L6	3.75"	12	GMC Eng.		Pontiac	1 Bbl./Gasoline	1964	38

(continued on next page)

GM Car (Incl. Buick, Cad., Chev., Olds., Pontiac)

Engine Code Index												
Eng. Code	CID	Litres	CC	Block Type	Bore	Valves	Mfg.	Vin	Mfg. Div.	Fuel Del. Type	Years	Line
82Z	215	3.5L	3524cc	OHV L6	3.75"	12	GMC Eng.		Pontiac	1 Bbl./Gasoline	1964	39
83Y	215	3.5L	3524cc	OHV L6	3.75"	12	GMC Eng.		Pontiac	1 Bbl./Gasoline	1964	40
83Z	195	3.2L	3196cc	OHV L4	4.0625"	8	GMC Eng.		Pontiac	1 Bbl./Gasoline	1963-1962	17
84Z	195	3.2L	3196cc	OHV L4	4.0625"	8	GMC Eng.		Pontiac	4 Bbl./Gasoline	1963-1962	18
84Z	215	3.5L	3524cc	OHV L6	3.75"	12	GMC Eng.		Pontiac	1 Bbl./Gasoline	1964	41
85Z	195	3.2L	3196cc	OHV L4	4.0625"	8	GMC Eng.		Pontiac	1 Bbl./Gasoline	1963-1962	19
85Z	215	3.5L	3524cc	OHV L6	3.75"	12	GMC Eng.		Pontiac	1 Bbl./Gasoline	1964	42
86Z	195	3.2L	3196cc	OHV L4	4.0625"	8	GMC Eng.		Pontiac	1 Bbl./Gasoline	1963-1962	20
87Z	195	3.2L	3196cc	OHV L4	4.0625"	8	GMC Eng.		Pontiac	4 Bbl./Gasoline	1963-1962	21
87Z	215	3.5L	3524cc	OHV L6	3.75"	12	GMC Eng.		Pontiac	1 Bbl./Gasoline	1964	43
88Y	215	3.5L	3524cc	OHV L6	3.75"	12	GMC Eng.		Pontiac	1 Bbl./Gasoline	1964	44
88Z	195	3.2L	3196cc	OHV L4	4.0625"	8	GMC Eng.		Pontiac	1 Bbl./Gasoline	1963-1962	22
89Y	215	3.5L	3524cc	OHV L6	3.75"	12	GMC Eng.		Pontiac	1 Bbl./Gasoline	1964	45
89Z	195	3.2L	3196cc	OHV L4	4.0625"	8	GMC Eng.		Pontiac	1 Bbl./Gasoline	1963-1962	23
91Z	215	3.5L	3528cc	OHV V8	3.5"	16	GMC Eng.		Buick	4 Bbl./Gasoline	1962	54
92X	326	5.3L	5343cc	OHV V8	3.7188"	16	GMC Eng.		Pontiac	2 Bbl./Gasoline	1964	183
94X	326	5.3L	5343cc	OHV V8	3.7188"	16	GMC Eng.		Pontiac	4 Bbl./Gasoline	1964	184
96O	326	5.3L	5343cc	OHV V8	3.7188"	16	GMC Eng.		Pontiac	2 Bbl./Gasoline	1964	185
96Y	215	3.5L	3528cc	OHV V8	3.5"	16	GMC Eng.		Buick	4 Bbl./Gasoline	1962	55
97O	326	5.3L	5343cc	OHV V8	3.7188"	16	GMC Eng.		Pontiac	4 Bbl./Gasoline	1964	186
97Y	215	3.5L	3528cc	OHV V8	3.5"	16	GMC Eng.		Buick	4 Bbl./Gasoline	1962	56
A1	389	6.4L	6376cc	OHV V8	4.0625"	16	GMC Eng.		Pontiac	2 Bbl./Gasoline	1961-1960	416
A2	389	6.4L	6376cc	OHV V8	4.0625"	16	GMC Eng.		Pontiac	2 Bbl./Gasoline	1961-1960	417
A5	389	6.4L	6376cc	OHV V8	4.0625"	16	GMC Eng.		Pontiac	2 Bbl./Gasoline	1961	418
AYA	215	3.5L	3528cc	OHV V8	3.5"	16	GMC Eng.		Buick	2 Bbl./Gasoline	1961	57
AYS	215	3.5L	3528cc	OHV V8	3.5"	16	GMC Eng.		Buick	2 Bbl./Gasoline	1961	58
B1	389	6.4L	6376cc	OHV V8	4.0625"	16	GMC Eng.		Pontiac	4 Bbl./Gasoline	1961-1960	419
B2	389	6.4L	6376cc	OHV V8	4.0625"	16	GMC Eng.		Pontiac	4 Bbl./Gasoline	1960	420
B4	389	6.4L	6376cc	OHV V8	4.0625"	16	GMC Eng.		Pontiac	4 Bbl./Gasoline	1961	421
B5	389	6.4L	6376cc	OHV V8	4.0625"	16	GMC Eng.		Pontiac	4 Bbl./Gasoline	1961	422
C0	389	6.4L	6376cc	OHV V8	4.0625"	16	GMC Eng.		Pontiac	3-2 Bbl./Gasoline	1961	423
C1	389	6.4L	6376cc	OHV V8	4.0625"	16	GMC Eng.		Pontiac	3-2 Bbl./Gasoline	1960	424
C4	389	6.4L	6376cc	OHV V8	4.0625"	16	GMC Eng.		Pontiac	3-2 Bbl./Gasoline	1961-1960	425
CAA	250	4.1L	4098cc	OHV L6	3.875"	12	GMC Eng.		Chevrolet	1 Bbl./Gasoline	1971-1970	105
CAB	250	4.1L	4098cc	OHV L6	3.875"	12	GMC Eng.		Chevrolet	1 Bbl./Gasoline	1971-1970	106
CCA	307	5.0L	5032cc	OHV V8	3.875"	16	GMC Eng.		Chevrolet	2 Bbl./Gasoline	1971	167
CCC	307	5.0L	5032cc	OHV V8	3.875"	16	GMC Eng.		Chevrolet	2 Bbl./Gasoline	1971	168
CE	371	6.1L	6081cc	OHV V8	4"	16	GMC Eng.		Oldsmobile	2 Bbl./Gasoline	1960	346
CG	250	4.1L	4098cc	OHV L6	3.875"	12	GMC Eng.		Chevrolet	1 Bbl./Gasoline	1971-1970	107
CH	371	6.1L	6081cc	OHV V8	4"	16	GMC Eng.		Oldsmobile	4 Bbl./Gasoline	1960	347
D	394	6.5L	6458cc	OHV V8	4.125"	16	GMC Eng.		Oldsmobile	4 Bbl./Gasoline	1960	518
DA	195	3.2L	3196cc	OHV L4	4.0625"	8	GMC Eng.		Pontiac	1 Bbl./Gasoline	1961	24
DE	394	6.5L	6458cc	OHV V8	4.125"	16	GMC Eng.		Oldsmobile	4 Bbl./Gasoline	1960	519
DS	195	3.2L	3196cc	OHV L4	4.0625"	8	GMC Eng.		Pontiac	1 Bbl./Gasoline	1961	25
E3	389	6.4L	6376cc	OHV V8	4.0625"	16	GMC Eng.		Pontiac	2 Bbl./Gasoline	1961-1960	426
E7	389	6.4L	6376cc	OHV V8	4.0625"	16	GMC Eng.		Pontiac	2 Bbl./Gasoline	1961	427
F	394	6.5L	6458cc	OHV V8	4.125"	16	GMC Eng.		Oldsmobile	2 Bbl./Gasoline	1962-1961	520
F0	389	6.4L	6376cc	OHV V8	4.0625"	16	GMC Eng.		Pontiac	4 Bbl./Gasoline	1961-1960	428
F1	389	6.4L	6376cc	OHV V8	4.0625"	16	GMC Eng.		Pontiac	4 Bbl./Gasoline	1960	429
F4	389	6.4L	6376cc	OHV V8	4.0625"	16	GMC Eng.		Pontiac	4 Bbl./Gasoline	1961-1960	430
FE	394	6.5L	6458cc	OHV V8	4.125"	16	GMC Eng.		Oldsmobile	2 Bbl./Gasoline	1962-1961	521
FL	394	6.5L	6458cc	OHV V8	4.125"	16	GMC Eng.		Oldsmobile	2 Bbl./Gasoline	1962-1961	522
FT	250	4.1L	4098cc	OHV L6	3.875"	12	GMC Eng.		Chevrolet	1 Bbl./Gasoline	1966	108
FV	250	4.1L	4098cc	OHV L6	3.875"	12	GMC Eng.		Chevrolet	1 Bbl./Gasoline	1967	109
G	394	6.5L	6458cc	OHV V8	4.125"	16	GMC Eng.		Oldsmobile	4 Bbl./Gasoline	1962-1961	523
G4	389	6.4L	6376cc	OHV V8	4.0625"	16	GMC Eng.		Pontiac	2 Bbl./Gasoline	1961-1960	431
GE	394	6.5L	6458cc	OHV V8	4.125"	16	GMC Eng.		Oldsmobile	4 Bbl./Gasoline	1962-1961	524
GS	394	6.5L	6458cc	OHV V8	4.125"	16	GMC Eng.		Oldsmobile	4 Bbl./Gasoline	1962-1961	525
H	215	3.5L	3528cc	OHV V8	3.5"	16	GMC Eng.		Buick	2 Bbl./Gasoline	1961	59
H	215	3.5L	3528cc	OHV V8	3.5"	16	GMC Eng.		Buick	4 Bbl./Gasoline	1961	60
H	394	6.5L	6458cc	OHV V8	4.125"	16	GMC Eng.		Oldsmobile	2 Bbl./Gasoline	1964-1963	526
H4	389	6.4L	6376cc	OHV V8	4.0625"	16	GMC Eng.		Pontiac	4 Bbl./Gasoline	1961-1960	432
HE	394	6.5L	6458cc	OHV V8	4.125"	16	GMC Eng.		Oldsmobile	2 Bbl./Gasoline	1964-1963	527
HH	225	3.7L	3688cc	OHV V6	3.75"	12	GMC Eng.		Buick	1 Bbl./Gasoline	1965	77
HI	215	3.5L	3528cc	OHV V8	3.5"	16	GMC Eng.		Buick	4 Bbl./Gasoline	1962	61
HL	394	6.5L	6458cc	OHV V8	4.125"	16	GMC Eng.		Oldsmobile	2 Bbl./Gasoline	1964-1963	528
I	215	3.5L	3528cc	OHV V8	3.5"	16	GMC Eng.		Buick	2 Bbl./Gasoline	1962	62
I9	389	6.4L	6376cc	OHV V8	4.0625"	16	GMC Eng.		Pontiac	3-2 Bbl./Gasoline	1961	433
J	394	6.5L	6458cc	OHV V8	4.125"	16	GMC Eng.		Oldsmobile	4 Bbl./Gasoline	1964-1963	529
J1	389	6.4L	6376cc	OHV V8	4.0625"	16	GMC Eng.		Pontiac	2 Bbl./Gasoline	1961-1960	434
JE	394	6.5L	6458cc	OHV V8	4.125"	16	GMC Eng.		Oldsmobile	4 Bbl./Gasoline	1964-1963	530
JL	198	3.2L	3245cc	OHV V6	3.625"	12	GMC Eng.		Buick	2 Bbl./Gasoline	1963	34
JM	215	3.5L	3528cc	OHV V8	3.5"	16	GMC Eng.		Buick	2 Bbl./Gasoline	1963	63

(continued on next page)

GM Car (Incl. Buick, Cad., Chev., Olds., Pontiac)

Engine Code Index

Eng. Code	CID	Litres	CC	Block Type	Bore	Valves	Mfg.	Vin	Mfg. Div.	Fuel Del. Type	Years	Line
JN	215	3.5L	3528cc	OHV V8	3.5"	16	GMC Eng.		Buick	4 Bbl./Gasoline	1963	64
JP	215	3.5L	3528cc	OHV V8	3.5"	16	GMC Eng.		Buick	2 Bbl./Gasoline	1963	65
JR	401	6.6L	6572cc	OHV V8	4.1875"	16	GMC Eng.		Buick	2 Bbl./Gasoline	1963	589
JS	394	6.5L	6458cc	OHV V8	4.125"	16	GMC Eng.		Oldsmobile	4 Bbl./Gasoline	1964-1963	531
JS	401	6.6L	6572cc	OHV V8	4.1875"	16	GMC Eng.		Buick	2 Bbl./Gasoline	1963	590
JT	401	6.6L	6572cc	OHV V8	4.1875"	16	GMC Eng.		Buick	4 Bbl./Gasoline	1963	591
JU	401	6.6L	6572cc	OHV V8	4.1875"	16	GMC Eng.		Buick	4 Bbl./Gasoline	1963	592
JW	425	7.0L	6966cc	OHV V8	4.3125"	16	GMC Eng.		Buick	4 Bbl./Gasoline	1963	651
JZ	198	3.2L	3245cc	OHV V6	3.625"	12	GMC Eng.		Buick	2 Bbl./Gasoline	1963	35
K1	389	6.4L	6376cc	OHV V8	4.0625"	16	GMC Eng.		Pontiac	4 Bbl./Gasoline	1961-1960	435
K5	389	6.4L	6376cc	OHV V8	4.0625"	16	GMC Eng.		Pontiac	2 Bbl./Gasoline	1961	436
KH	225	3.7L	3688cc	OHV V6	3.75"	12	GMC Eng.		Buick	1 Bbl./Gasoline	1964	78
KJ	225	3.7L	3688cc	OHV V6	3.75"	12	GMC Eng.		Buick	1 Bbl./Gasoline	1964	79
KL	300	4.9L	4917cc	OHV V8	3.75"	16	GMC Eng.		Buick	2 Bbl./Gasoline	1964	151
KP	300	4.9L	4917cc	OHV V8	3.75"	16	GMC Eng.		Buick	4 Bbl./Gasoline	1964	152
KT	401	6.6L	6572cc	OHV V8	4.1875"	16	GMC Eng.		Buick	4 Bbl./Gasoline	1964	593
KV	401	6.6L	6572cc	OHV V8	4.1875"	16	GMC Eng.		Buick	4 Bbl./Gasoline	1964	594
KW	425	7.0L	6966cc	OHV V8	4.3125"	16	GMC Eng.		Buick	4 Bbl./Gasoline	1964	652
KX	425	7.0L	6966cc	OHV V8	4.3125"	16	GMC Eng.		Buick	2-4 Bbl./Gasoline	1964	653
L1	389	6.4L	6376cc	OHV V8	4.0625"	16	GMC Eng.		Pontiac	4 Bbl./Gasoline	1960	437
L2I	401	6.6L	6572cc	OHV V8	4.1875"	16	GMC Eng.		Buick	2 Bbl./Gasoline	1962	595
L3G	364	6.0L	5967cc	OHV V8	4.125"	16	GMC Eng.		Buick	2 Bbl./Gasoline	1960	335
L3H	364	6.0L	5967cc	OHV V8	4.125"	16	GMC Eng.		Buick	2 Bbl./Gasoline	1961	336
L4H	401	6.6L	6572cc	OHV V8	4.1875"	16	GMC Eng.		Buick	4 Bbl./Gasoline	1961	596
L4I	401	6.6L	6572cc	OHV V8	4.1875"	16	GMC Eng.		Buick	4 Bbl./Gasoline	1962	597
L5	389	6.4L	6376cc	OHV V8	4.0625"	16	GMC Eng.		Pontiac	4 Bbl./Gasoline	1961	438
LA	250	4.1L	4098cc	OHV L6	3.875"	12	GMC Eng.		Chevrolet	1 Bbl./Gasoline	1969	110
LE	250	4.1L	4098cc	OHV L6	3.875"	12	GMC Eng.		Chevrolet	1 Bbl./Gasoline	1969	111
LH	215	3.5L	3528cc	OHV V8	3.5"	16	GMC Eng.		Buick	2 Bbl./Gasoline	1961	66
LH	225	3.7L	3688cc	OHV V6	3.75"	12	GMC Eng.		Buick	1 Bbl./Gasoline	1965	80
LI	215	3.5L	3528cc	OHV V8	3.5"	16	GMC Eng.		Buick	2 Bbl./Gasoline	1962	67
LJ	225	3.7L	3688cc	OHV V6	3.75"	12	GMC Eng.		Buick	1 Bbl./Gasoline	1965	81
LL	300	4.9L	4917cc	OHV V8	3.75"	16	GMC Eng.		Buick	2 Bbl./Gasoline	1965	153
LP	300	4.9L	4917cc	OHV V8	3.75"	16	GMC Eng.		Buick	4 Bbl./Gasoline	1965	154
LR	400	6.6L	6555cc	OHV V8	4.1875"	16	GMC Eng.		Buick	4 Bbl./Gasoline	1965	573
LT	401	6.6L	6572cc	OHV V8	4.1875"	16	GMC Eng.		Buick	4 Bbl./Gasoline	1965	598
LV	401	6.6L	6572cc	OHV V8	4.1875"	16	GMC Eng.		Buick	4 Bbl./Gasoline	1965	599
LW	425	7.0L	6966cc	OHV V8	4.3125"	16	GMC Eng.		Buick	4 Bbl./Gasoline	1965	654
LX	425	7.0L	6966cc	OHV V8	4.3125"	16	GMC Eng.		Buick	2-4 Bbl./Gasoline	1965	655
M	425	7.0L	6966cc	OHV V8	4.125"	16	GMC Eng.		Oldsmobile	2 Bbl./Gasoline	1966-1965	638
M0	389	6.4L	6376cc	OHV V8	4.0625"	16	GMC Eng.		Pontiac	3-2 Bbl./Gasoline	1961	439
M1	389	6.4L	6376cc	OHV V8	4.0625"	16	GMC Eng.		Pontiac	3-2 Bbl./Gasoline	1960	440
M4	389	6.4L	6376cc	OHV V8	4.0625"	16	GMC Eng.		Pontiac	3-2 Bbl./Gasoline	1961-1960	441
MA	250	4.1L	4098cc	OHV L6	3.875"	12	GMC Eng.		Chevrolet	1 Bbl./Gasoline	1969	112
MA	340	5.6L	5573cc	OHV V8	3.75"	16	GMC Eng.		Buick	2 Bbl./Gasoline	1966	232
MB	340	5.6L	5573cc	OHV V8	3.75"	16	GMC Eng.		Buick	4 Bbl./Gasoline	1966	233
MD	430	7.0L	7047cc	OHV V8	4.1875"	16	GMC Eng.		Buick	4 Bbl./Gasoline	1967	670
ME	250	4.1L	4098cc	OHV L6	3.875"	12	GMC Eng.		Chevrolet	1 Bbl./Gasoline	1969	113
ME	425	7.0L	6966cc	OHV V8	4.125"	16	GMC Eng.		Oldsmobile	2 Bbl./Gasoline	1966-1965	639
MH	225	3.7L	3688cc	OHV V6	3.75"	12	GMC Eng.		Buick	2 Bbl./Gasoline	1966	82
MK	225	3.7L	3688cc	OHV V6	3.75"	12	GMC Eng.		Buick	2 Bbl./Gasoline	1966	83
ML	300	4.9L	4917cc	OHV V8	3.75"	16	GMC Eng.		Buick	2 Bbl./Gasoline	1966	155
ML	425	7.0L	6966cc	OHV V8	4.125"	16	GMC Eng.		Oldsmobile	2 Bbl./Gasoline	1966-1965	640
MR	400	6.6L	6555cc	OHV V8	4.1875"	16	GMC Eng.		Buick	4 Bbl./Gasoline	1966	574
MT	401	6.6L	6572cc	OHV V8	4.1875"	16	GMC Eng.		Buick	4 Bbl./Gasoline	1966	600
MV	401	6.6L	6572cc	OHV V8	4.1875"	16	GMC Eng.		Buick	4 Bbl./Gasoline	1966	601
MW	425	7.0L	6966cc	OHV V8	4.3125"	16	GMC Eng.		Buick	4 Bbl./Gasoline	1966	656
MZ	425	7.0L	6966cc	OHV V8	4.3125"	16	GMC Eng.		Buick	2-4 Bbl./Gasoline	1966	657
N	425	7.0L	6966cc	OHV V8	4.125"	16	GMC Eng.		Oldsmobile	4 Bbl./Gasoline	1966-1965	641
N1	389	6.4L	6376cc	OHV V8	4.0625"	16	GMC Eng.		Pontiac	4 Bbl./Gasoline	1960	442
N5	389	6.4L	6376cc	OHV V8	4.0625"	16	GMC Eng.		Pontiac	4 Bbl./Gasoline	1961	443
NA	340	5.6L	5573cc	OHV V8	3.75"	16	GMC Eng.		Buick	2 Bbl./Gasoline	1967	234
NB	340	5.6L	5573cc	OHV V8	3.75"	16	GMC Eng.		Buick	4 Bbl./Gasoline	1967	235
ND	430	7.0L	7047cc	OHV V8	4.1875"	16	GMC Eng.		Buick	4 Bbl./Gasoline	1967	671
NE	425	7.0L	6966cc	OHV V8	4.125"	16	GMC Eng.		Oldsmobile	4 Bbl./Gasoline	1966-1965	642
NH	225	3.7L	3688cc	OHV V6	3.75"	12	GMC Eng.		Buick	2 Bbl./Gasoline	1967	84
NL	300	4.9L	4917cc	OHV V8	3.75"	16	GMC Eng.		Buick	2 Bbl./Gasoline	1967	156
NR	400	6.6L	6555cc	OHV V8	4.04"	16	GMC Eng.		Buick	4 Bbl./Gasoline	1967	538
NS	425	7.0L	6966cc	OHV V8	4.125"	16	GMC Eng.		Oldsmobile	4 Bbl./Gasoline	1966-1965	643
NT	425	7.0L	6966cc	OHV V8	4.125"	16	GMC Eng.		Oldsmobile	4 Bbl./Gasoline	1966	644
OA	195	3.2L	3196cc	OHV L4	4.0625"	8	GMC Eng.		Pontiac	1 Bbl./Gasoline	1961	26
OS	195	3.2L	3196cc	OHV L4	4.0625"	8	GMC Eng.		Pontiac	1 Bbl./Gasoline	1961	27
PO	389	6.4L	6376cc	OHV V8	4.0625"	16	GMC Eng.		Pontiac	4 Bbl./Gasoline	1961-1960	444

(continued on next page)

GM Car (Incl. Buick, Cad., Chev., Olds., Pontiac)

Engine Code Index												
Eng. Code	CID	Litres	CC	Block Type	Bore	Valves	Mfg.	Vin	Mfg. Div.	Fuel Del. Type	Years	Line
P1	389	6.4L	6376cc	OHV V8	4.0625"	16	GMC Eng.		Pontiac	4 Bbl./Gasoline	1960	445
P4	389	6.4L	6376cc	OHV V8	4.0625"	16	GMC Eng.		Pontiac	4 Bbl./Gasoline	1961-1960	446
PD	430	7.0L	7047cc	OHV V8	4.1875"	16	GMC Eng.		Buick	4 Bbl./Gasoline	1968	672
PE	425	7.0L	6966cc	OHV V8	4.125"	16	GMC Eng.		Oldsmobile	2 Bbl./Gasoline	1967	645
PL	425	7.0L	6966cc	OHV V8	4.125"	16	GMC Eng.		Oldsmobile	2 Bbl./Gasoline	1967	646
PO	350	5.7L	5736cc	OHV V8	3.8"	16	GMC Eng.		Buick	2 Bbl./Gasoline	1968	320
PP	350	5.7L	5736cc	OHV V8	3.8"	16	GMC Eng.		Buick	4 Bbl./Gasoline	1968	321
PR	400	6.6L	6555cc	OHV V8	4.04"	16	GMC Eng.		Buick	4 Bbl./Gasoline	1968	539
PS	250	4.1L	4098cc	OHV L6	3.875"	12	GMC Eng.		Chevrolet	1 Bbl./Gasoline	1968	114
Q5	389	6.4L	6376cc	OHV V8	4.0625"	16	GMC Eng.		Pontiac	2 Bbl./Gasoline	1961	447
QA	350	5.7L	5733cc	OHV V8	4.057"	16	GMC Eng.		Oldsmobile	2 Bbl./Gasoline	1971-1968	251
QB	350	5.7L	5733cc	OHV V8	4.057"	16	GMC Eng.		Oldsmobile	2 Bbl./Gasoline	1971-1968	252
QC	350	5.7L	5733cc	OHV V8	4.057"	16	GMC Eng.		Oldsmobile	2 Bbl./Gasoline	1971	253
QD	350	5.7L	5733cc	OHV V8	4.057"	16	GMC Eng.		Oldsmobile	4 Bbl./Gasoline	1970	254
QI	350	5.7L	5733cc	OHV V8	4.057"	16	GMC Eng.		Oldsmobile	2 Bbl./Gasoline	1971-1968	255
QJ	350	5.7L	5733cc	OHV V8	4.057"	16	GMC Eng.		Oldsmobile	2 Bbl./Gasoline	1971-1968	256
QL	400	6.6L	6555cc	OHV V8	3.87"	16	GMC Eng.		Oldsmobile	4 Bbl./Gasoline	1968	575
QN	350	5.7L	5733cc	OHV V8	4.057"	16	GMC Eng.		Oldsmobile	4 Bbl./Gasoline	1971-1968	257
QO	350	5.7L	5733cc	OHV V8	4.057"	16	GMC Eng.		Oldsmobile	4 Bbl./Gasoline	1971	258
QP	350	5.7L	5733cc	OHV V8	4.057"	16	GMC Eng.		Oldsmobile	4 Bbl./Gasoline	1971-1968	259
QR	400	6.6L	6555cc	OHV V8	3.87"	16	GMC Eng.		Oldsmobile	4 Bbl./Gasoline	1969-1968	576
QS	400	6.6L	6555cc	OHV V8	3.87"	16	GMC Eng.		Oldsmobile	4 Bbl./Gasoline	1969-1968	577
QT	400	6.6L	6555cc	OHV V8	3.87"	16	GMC Eng.		Oldsmobile	4 Bbl./Gasoline	1969-1968	578
QU	400	6.6L	6555cc	OHV V8	3.87"	16	GMC Eng.		Oldsmobile	4 Bbl./Gasoline	1969-1968	579
QV	350	5.7L	5733cc	OHV V8	4.057"	16	GMC Eng.		Oldsmobile	4 Bbl./Gasoline	1970-1968	260
QW	350	5.7L	5733cc	OHV V8	4.057"	16	GMC Eng.		Oldsmobile	4 Bbl./Gasoline	1968	261
QW	400	6.6L	6555cc	OHV V8	3.87"	16	GMC Eng.		Oldsmobile	4 Bbl./Gasoline	1969-1968	580
QX	350	5.7L	5733cc	OHV V8	4.057"	16	GMC Eng.		Oldsmobile	4 Bbl./Gasoline	1970-1968	262
R	425	7.0L	6966cc	OHV V8	4.125"	16	GMC Eng.		Oldsmobile	4 Bbl./Gasoline	1967	647
R19	389	6.4L	6376cc	OHV V8	4.0625"	16	GMC Eng.		Pontiac	3-2 Bbl./Gasoline	1961	448
R2	389	6.4L	6376cc	OHV V8	4.0625"	16	GMC Eng.		Pontiac	2 Bbl./Gasoline	1961-1960	449
RC4	389	6.4L	6376cc	OHV V8	4.0625"	16	GMC Eng.		Pontiac	3-2 Bbl./Gasoline	1961	450
RCO	389	6.4L	6376cc	OHV V8	4.0625"	16	GMC Eng.		Pontiac	3-2 Bbl./Gasoline	1961	451
RD	430	7.0L	7047cc	OHV V8	4.1875"	16	GMC Eng.		Buick	4 Bbl./Gasoline	1969	673
RE	425	7.0L	6966cc	OHV V8	4.125"	16	GMC Eng.		Oldsmobile	4 Bbl./Gasoline	1967	648
RF	250	4.1L	4098cc	OHV L6	3.875"	12	GMC Eng.		Chevrolet	1 Bbl./Gasoline	1971-1970	115
RM4	389	6.4L	6376cc	OHV V8	4.0625"	16	GMC Eng.		Pontiac	3-2 Bbl./Gasoline	1961	452
RMO	389	6.4L	6376cc	OHV V8	4.0625"	16	GMC Eng.		Pontiac	3-2 Bbl./Gasoline	1961	453
RO	350	5.7L	5736cc	OHV V8	3.8"	16	GMC Eng.		Buick	2 Bbl./Gasoline	1969	322
RO	430	7.0L	7047cc	OHV V8	4.1875"	16	GMC Eng.		Buick	4 Bbl./Gasoline	1969	674
RP	350	5.7L	5736cc	OHV V8	3.8"	16	GMC Eng.		Buick	4 Bbl./Gasoline	1969	323
RR	400	6.6L	6555cc	OHV V8	4.04"	16	GMC Eng.		Buick	4 Bbl./Gasoline	1969	540
RS	400	6.6L	6555cc	OHV V8	4.04"	16	GMC Eng.		Buick	4 Bbl./Gasoline	1969	541
RS	425	7.0L	6966cc	OHV V8	4.125"	16	GMC Eng.		Oldsmobile	4 Bbl./Gasoline	1967	649
RT	425	7.0L	6966cc	OHV V8	4.125"	16	GMC Eng.		Oldsmobile	4 Bbl./Gasoline	1967	650
RV9	389	6.4L	6376cc	OHV V8	4.0625"	16	GMC Eng.		Pontiac	3-2 Bbl./Gasoline	1961	454
S	215	3.5L	3528cc	OHV V8	3.5"	16	GMC Eng.		Buick	2 Bbl./Gasoline	1963-1961	68
S1	389	6.4L	6376cc	OHV V8	4.0625"	16	GMC Eng.		Pontiac	2 Bbl./Gasoline	1961	455
S5	389	6.4L	6376cc	OHV V8	4.0625"	16	GMC Eng.		Pontiac	2 Bbl./Gasoline	1961	456
SA	250	4.1L	4098cc	OHV L6	3.875"	12	GMC Eng.		Chevrolet	1 Bbl./Gasoline	1970	116
SB	250	4.1L	4098cc	OHV L6	3.875"	12	GMC Eng.		Chevrolet	1 Bbl./Gasoline	1970	117
SB	350	5.7L	5736cc	OHV V8	3.8"	16	GMC Eng.		Buick	4 Bbl./Gasoline	1970	324
SE	215	3.5L	3528cc	OHV V8	3.5"	16	GMC Eng.		Buick	2 Bbl./Gasoline	1963-1961	69
SE	389	6.4L	6376cc	OHV V8	4.0625"	16	GMC Eng.		Pontiac	4 Bbl./Gasoline	1966	457
SF	455	7.5L	7456cc	OHV V8	4.3125"	16	GMC Eng.		Buick	4 Bbl./Gasoline	1970	709
SG	215	3.5L	3528cc	OHV V8	3.5"	16	GMC Eng.		Buick	4 Bbl./Gasoline	1963-1961	70
SH	215	3.5L	3528cc	OHV V8	3.5"	16	GMC Eng.		Buick	4 Bbl./Gasoline	1963-1961	71
SO	350	5.7L	5736cc	OHV V8	3.8"	16	GMC Eng.		Buick	2 Bbl./Gasoline	1970	325
SP	350	5.7L	5736cc	OHV V8	3.8"	16	GMC Eng.		Buick	4 Bbl./Gasoline	1970	326
SR	455	7.5L	7456cc	OHV V8	4.3125"	16	GMC Eng.		Buick	4 Bbl./Gasoline	1970	710
SS	455	7.5L	7456cc	OHV V8	4.3125"	16	GMC Eng.		Buick	4 Bbl./Gasoline	1970	711
ST	215	3.5L	3528cc	OHV V8	3.5"	16	GMC Eng.		Oldsmobile	4 Bbl./Gasoline	1963-1962	74
ST	215	3.5L	3528cc	OHV V8	3.5"	16	GMC Eng.		Oldsmobile	MFI/Gasoline	1963-1962	75
T	330	5.4L	5409cc	OHV V8	3.9375"	16	GMC Eng.		Oldsmobile	2 Bbl./Gasoline	1965-1964	209
T1	389	6.4L	6376cc	OHV V8	4.0625"	16	GMC Eng.		Pontiac	4 Bbl./Gasoline	1961	458
T5	389	6.4L	6376cc	OHV V8	4.0625"	16	GMC Eng.		Pontiac	4 Bbl./Gasoline	1961	459
TA	455	7.5L	7457cc	OHV V8	4.125"	16	GMC Eng.		Oldsmobile	4 Bbl./Gasoline	1971	722
TA	455	7.5L	7456cc	OHV V8	4.3125"	16	GMC Eng.		Buick	4 Bbl./Gasoline	1971	712
TB	350	5.7L	5733cc	OHV V8	4.057"	16	GMC Eng.		Oldsmobile	2 Bbl./Gasoline	1969-1968	263
TB	350	5.7L	5736cc	OHV V8	3.8"	16	GMC Eng.		Buick	4 Bbl./Gasoline	1971	327
TB	455	7.5L	7457cc	OHV V8	4.125"	16	GMC Eng.		Oldsmobile	4 Bbl./Gasoline	1971	723
TC	350	5.7L	5733cc	OHV V8	4.057"	16	GMC Eng.		Oldsmobile	2 Bbl./Gasoline	1971-1969	264
TC	350	5.7L	5736cc	OHV V8	3.8"	16	GMC Eng.		Buick	2 Bbl./Gasoline	1971	328

(continued on next page)

GM Car (Incl. Buick, Cad., Chev., Olds., Pontiac)

Engine Code Index

Eng. Code	CID	Litres	CC	Block Type	Bore	Valves	Mfg.	Vin	Mfg. Div.	Fuel Del. Type	Years	Line
TD	350	5.7L	5733cc	OHV V8	4.057"	16	GMC Eng.		Oldsmobile	2 Bbl./Gasoline	1971-1968	265
TD	350	5.7L	5736cc	OHV V8	3.8"	16	GMC Eng.		Buick	4 Bbl./Gasoline	1971	329
TE	330	5.4L	5409cc	OHV V8	3.9375"	16	GMC Eng.		Oldsmobile	2 Bbl./Gasoline	1965-1964	210
TE	350	5.7L	5733cc	OHV V8	4.057"	16	GMC Eng.		Oldsmobile	2 Bbl./Gasoline	1971	266
TG	330	5.4L	5409cc	OHV V8	3.9375"	16	GMC Eng.		Oldsmobile	4 Bbl./Gasoline	1965-1964	211
TH	330	5.4L	5409cc	OHV V8	3.9375"	16	GMC Eng.		Oldsmobile	4 Bbl./Gasoline	1965-1964	212
TK	330	5.4L	5409cc	OHV V8	3.9375"	16	GMC Eng.		Oldsmobile	2 Bbl./Gasoline	1964	213
TL	350	5.7L	5733cc	OHV V8	4.057"	16	GMC Eng.		Oldsmobile	2 Bbl./Gasoline	1970-1968	267
TL	455	7.5L	7457cc	OHV V8	4.125"	16	GMC Eng.		Oldsmobile	4 Bbl./Gasoline	1971	724
TN	350	5.7L	5733cc	OHV V8	4.057"	16	GMC Eng.		Oldsmobile	4 Bbl./Gasoline	1968	268
TN	455	7.5L	7457cc	OHV V8	4.125"	16	GMC Eng.		Oldsmobile	4 Bbl./Gasoline	1971	725
TO	350	5.7L	5736cc	OHV V8	3.8"	16	GMC Eng.		Buick	2 Bbl./Gasoline	1971	330
TP	455	7.5L	7457cc	OHV V8	4.125"	16	GMC Eng.		Oldsmobile	4 Bbl./Gasoline	1971-1970	726
TQ	455	7.5L	7457cc	OHV V8	4.125"	16	GMC Eng.		Oldsmobile	4 Bbl./Gasoline	1971-1968	727
TR	455	7.5L	7456cc	OHV V8	4.3125"	16	GMC Eng.		Buick	4 Bbl./Gasoline	1971	713
TS	455	7.5L	7456cc	OHV V8	4.3125"	16	GMC Eng.		Buick	4 Bbl./Gasoline	1971	714
TS	455	7.5L	7457cc	OHV V8	4.125"	16	GMC Eng.		Oldsmobile	4 Bbl./Gasoline	1971-1970	728
TT	455	7.5L	7457cc	OHV V8	4.125"	16	GMC Eng.		Oldsmobile	4 Bbl./Gasoline	1971-1970	729
TU	455	7.5L	7457cc	OHV V8	4.125"	16	GMC Eng.		Oldsmobile	4 Bbl./Gasoline	1971-1970	730
TV	455	7.5L	7457cc	OHV V8	4.125"	16	GMC Eng.		Oldsmobile	4 Bbl./Gasoline	1971-1970	731
TW	455	7.5L	7457cc	OHV V8	4.125"	16	GMC Eng.		Oldsmobile	4 Bbl./Gasoline	1971-1970	732
TX	455	7.5L	7457cc	OHV V8	4.125"	16	GMC Eng.		Oldsmobile	2 Bbl./Gasoline	1971-1970	733
TY	455	7.5L	7457cc	OHV V8	4.125"	16	GMC Eng.		Oldsmobile	2 Bbl./Gasoline	1971-1970	734
U	330	5.4L	5409cc	OHV V8	3.9375"	16	GMC Eng.		Oldsmobile	2 Bbl./Gasoline	1965	214
U9	389	6.4L	6376cc	OHV V8	4.0625"	16	GMC Eng.		Pontiac	4 Bbl./Gasoline	1961	460
UA	455	7.5L	7457cc	OHV V8	4.125"	16	GMC Eng.		Oldsmobile	2 Bbl./Gasoline	1968	735
UB	455	7.5L	7457cc	OHV V8	4.125"	16	GMC Eng.		Oldsmobile	2 Bbl./Gasoline	1968	736
UC	455	7.5L	7457cc	OHV V8	4.125"	16	GMC Eng.		Oldsmobile	2 Bbl./Gasoline	1971-1968	737
UD	455	7.5L	7457cc	OHV V8	4.125"	16	GMC Eng.		Oldsmobile	2 Bbl./Gasoline	1971-1968	738
UE	330	5.4L	5409cc	OHV V8	3.9375"	16	GMC Eng.		Oldsmobile	2 Bbl./Gasoline	1965	215
UE	455	7.5L	7457cc	OHV V8	4.125"	16	GMC Eng.		Oldsmobile	2 Bbl./Gasoline	1971	739
UG	330	5.4L	5409cc	OHV V8	3.9375"	16	GMC Eng.		Oldsmobile	4 Bbl./Gasoline	1965	216
UH	330	5.4L	5409cc	OHV V8	3.9375"	16	GMC Eng.		Oldsmobile	4 Bbl./Gasoline	1965	217
UJ	455	7.5L	7457cc	OHV V8	4.125"	16	GMC Eng.		Oldsmobile	2 Bbl./Gasoline	1970-1968	740
UL	330	5.4L	5409cc	OHV V8	3.9375"	16	GMC Eng.		Oldsmobile	2 Bbl./Gasoline	1965	218
UL	455	7.5L	7457cc	OHV V8	4.125"	16	GMC Eng.		Oldsmobile	4 Bbl./Gasoline	1970-1969	741
UN	455	7.5L	7457cc	OHV V8	4.125"	16	GMC Eng.		Oldsmobile	4 Bbl./Gasoline	1971-1968	742
UO	455	7.5L	7457cc	OHV V8	4.125"	16	GMC Eng.		Oldsmobile	4 Bbl./Gasoline	1971-1968	743
US	455	7.5L	7457cc	OHV V8	4.125"	16	GMC Eng.		Oldsmobile	4 Bbl./Gasoline	1971-1968	744
UT	455	7.5L	7457cc	OHV V8	4.125"	16	GMC Eng.		Oldsmobile	4 Bbl./Gasoline	1971-1968	745
UV	455	7.5L	7457cc	OHV V8	4.125"	16	GMC Eng.		Oldsmobile	4 Bbl./Gasoline	1970-1968	746
UW	455	7.5L	7457cc	OHV V8	4.125"	16	GMC Eng.		Oldsmobile	4 Bbl./Gasoline	1970-1968	747
UX	455	7.5L	7457cc	OHV V8	4.125"	16	GMC Eng.		Oldsmobile	4 Bbl./Gasoline	1969-1968	748
V	400	6.6L	6550cc	OHV V8	4"	16	GMC Eng.		Oldsmobile	2 Bbl./Gasoline	1967	535
V9	389	6.4L	6376cc	OHV V8	4.0625"	16	GMC Eng.		Pontiac	3-2 Bbl./Gasoline	1961	461
VB	250	4.1L	4098cc	OHV L6	3.875"	12	GMC Eng.		Chevrolet	1 Bbl./Gasoline	1971-1968	118
VE	250	4.1L	4098cc	OHV L6	3.875"	12	GMC Eng.		Chevrolet	1 Bbl./Gasoline	1969-1966	119
VF	250	4.1L	4098cc	OHV L6	3.875"	12	GMC Eng.		Chevrolet	1 Bbl./Gasoline	1971-1968	120
VG	400	6.6L	6550cc	OHV V8	4"	16	GMC Eng.		Oldsmobile	3-2 Bbl./Gasoline	1967-1966	536
VG	400	6.6L	6550cc	OHV V8	4"	16	GMC Eng.		Oldsmobile	4 Bbl./Gasoline	1967-1965	537
W	330	5.4L	5409cc	OHV V8	3.9375"	16	GMC Eng.		Oldsmobile	2 Bbl./Gasoline	1967-1966	219
W3	389	6.4L	6376cc	OHV V8	4.0625"	16	GMC Eng.		Pontiac	2 Bbl./Gasoline	1961	462
W7	350	5.7L	5733cc	OHV V8	3.875"	16	GMC Eng.		Pontiac	2 Bbl./Gasoline	1970	277
W7	389	6.4L	6376cc	OHV V8	4.0625"	16	GMC Eng.		Pontiac	2 Bbl./Gasoline	1961	463
WA	389	6.4L	6376cc	OHV V8	4.0625"	16	GMC Eng.		Pontiac	2 Bbl./Gasoline	1966-1965	464
WA	455	7.5L	7456cc	OHV V8	4.151"	16	GMC Eng.		Pontiac	4 Bbl./Gasoline	1970	687
WB	389	6.4L	6376cc	OHV V8	4.0625"	16	GMC Eng.		Pontiac	2 Bbl./Gasoline	1966-1965	465
WC	326	5.3L	5343cc	OHV V8	3.7188"	16	GMC Eng.		Pontiac	2 Bbl./Gasoline	1967	187
WC	350	5.7L	5733cc	OHV V8	3.875"	16	GMC Eng.		Pontiac	2 Bbl./Gasoline	1969-1968	278
WC	389	6.4L	6376cc	OHV V8	4.0625"	16	GMC Eng.		Pontiac	2 Bbl./Gasoline	1966-1965	466
WC	455	7.5L	7456cc	OHV V8	4.151"	16	GMC Eng.		Pontiac	4 Bbl./Gasoline	1970	688
WC	455	7.5L	7456cc	OHV V8	4.151"	16	GMC Eng.		Pontiac	4 Bbl./Gasoline	1971	698
WD	350	5.7L	5733cc	OHV V8	3.875"	16	GMC Eng.		Pontiac	4 Bbl./Gasoline	1968	279
WD	389	6.4L	6376cc	OHV V8	4.0625"	16	GMC Eng.		Pontiac	4 Bbl./Gasoline	1965	467
WE	330	5.4L	5409cc	OHV V8	3.9375"	16	GMC Eng.		Oldsmobile	2 Bbl./Gasoline	1967-1966	220
WE	389	6.4L	6376cc	OHV V8	4.0625"	16	GMC Eng.		Pontiac	4 Bbl./Gasoline	1966-1965	468
WE	400	6.6L	6555cc	OHV V8	4.121"	16	GMC Eng.		Pontiac	2 Bbl./Gasoline	1970	550
WF	389	6.4L	6376cc	OHV V8	4.0625"	16	GMC Eng.		Pontiac	3-2 Bbl./Gasoline	1965	469
WG	330	5.4L	5409cc	OHV V8	3.9375"	16	GMC Eng.		Oldsmobile	4 Bbl./Gasoline	1967-1966	221
WG	421	6.9L	6900cc	OHV V8	4.0938"	16	GMC Eng.		Pontiac	4 Bbl./Gasoline	1966-1965	627
WG	455	7.5L	7456cc	OHV V8	4.151"	16	GMC Eng.		Pontiac	2 Bbl./Gasoline	1971	689
WG	455	7.5L	7456cc	OHV V8	4.151"	16	GMC Eng.		Pontiac	4 Bbl./Gasoline	1970	690
WH	326	5.3L	5343cc	OHV V8	3.7188"	16	GMC Eng.		Pontiac	2 Bbl./Gasoline	1967	188

(continued on next page)

GM Car (Incl. Buick, Cad., Chev., Olds., Pontiac)

Engine Code Index												
Eng. Code	CID	Litres	CC	Block Type	Bore	Valves	Mfg.	Vin	Mfg. Div.	Fuel Del. Type	Years	Line
WH	330	5.4L	5409cc	OHV V8	3.9375"	16	GMC Eng.		Oldsmobile	4 Bbl./Gasoline	1967-1966	222
WH	400	6.6L	6555cc	OHV V8	4.121"	16	GMC Eng.		Pontiac	4 Bbl./Gasoline	1970	551
WH	421	6.9L	6900cc	OHV V8	4.0938"	16	GMC Eng.		Pontiac	3-2 Bbl./Gasoline	1966-1965	628
WJ	326	5.3L	5343cc	OHV V8	3.7188"	16	GMC Eng.		Pontiac	2 Bbl./Gasoline	1967	189
WJ	421	6.9L	6900cc	OHV V8	4.0938"	16	GMC Eng.		Pontiac	3-2 Bbl./Gasoline	1966-1965	629
WJ	455	7.5L	7456cc	OHV V8	4.151"	16	GMC Eng.		Pontiac	4 Bbl./Gasoline	1971	691
WK	326	5.3L	5343cc	OHV V8	3.7188"	16	GMC Eng.		Pontiac	4 Bbl./Gasoline	1967	190
WK	350	5.7L	5733cc	OHV V8	3.875"	16	GMC Eng.		Pontiac	4 Bbl./Gasoline	1968	280
WK	400	6.6L	6555cc	OHV V8	4.121"	16	GMC Eng.		Pontiac	4 Bbl./Gasoline	1971-1970	552
WK	421	6.9L	6900cc	OHV V8	4.0938"	16	GMC Eng.		Pontiac	4 Bbl./Gasoline	1966	630
WL	326	5.3L	5343cc	OHV V8	3.7188"	16	GMC Eng.		Pontiac	2 Bbl./Gasoline	1967	191
WL	330	5.4L	5409cc	OHV V8	3.9375"	16	GMC Eng.		Oldsmobile	4 Bbl./Gasoline	1966	223
WL	455	7.5L	7456cc	OHV V8	4.151"	16	GMC Eng.		Pontiac	4 Bbl./Gasoline	1971	699
WM	350	5.7L	5733cc	OHV V8	3.875"	16	GMC Eng.		Pontiac	2 Bbl./Gasoline	1969	281
WN	350	5.7L	5733cc	OHV V8	3.875"	16	GMC Eng.		Pontiac	4 Bbl./Gasoline	1971-1968	282
WO	326	5.3L	5343cc	OHV V8	3.7188"	16	GMC Eng.		Pontiac	4 Bbl./Gasoline	1967	192
WP	326	5.3L	5343cc	OHV V8	3.7188"	16	GMC Eng.		Pontiac	2 Bbl./Gasoline	1967-1965	193
WP	350	5.7L	5733cc	OHV V8	3.875"	16	GMC Eng.		Pontiac	2 Bbl./Gasoline	1971-1968	283
WR	326	5.3L	5343cc	OHV V8	3.7188"	16	GMC Eng.		Pontiac	4 Bbl./Gasoline	1967-1965	194
WR	350	5.7L	5733cc	OHV V8	3.875"	16	GMC Eng.		Pontiac	4 Bbl./Gasoline	1971-1968	284
WS	389	6.4L	6376cc	OHV V8	4.0625"	16	GMC Eng.		Pontiac	3-2 Bbl./Gasoline	1966-1965	470
WS	400	6.6L	6555cc	OHV V8	4.121"	16	GMC Eng.		Pontiac	2 Bbl./Gasoline	1971	553
WS	400	6.6L	6555cc	OHV V8	4.121"	16	GMC Eng.		Pontiac	4 Bbl./Gasoline	1970	554
WT	389	6.4L	6376cc	OHV V8	4.0625"	16	GMC Eng.		Pontiac	4 Bbl./Gasoline	1966-1965	471
WT	400	6.6L	6555cc	OHV V8	4.121"	16	GMC Eng.		Pontiac	4 Bbl./Gasoline	1971-1970	555
WU	350	5.7L	5733cc	OHV V8	3.875"	16	GMC Eng.		Pontiac	2 Bbl./Gasoline	1971-1969	285
WV	350	5.7L	5733cc	OHV V8	3.875"	16	GMC Eng.		Pontiac	4 Bbl./Gasoline	1969	286
WV	389	6.4L	6376cc	OHV V8	4.0625"	16	GMC Eng.		Pontiac	3-2 Bbl./Gasoline	1966	472
WW	389	6.4L	6376cc	OHV V8	4.0625"	16	GMC Eng.		Pontiac	4 Bbl./Gasoline	1966	473
WW	400	6.6L	6555cc	OHV V8	4.121"	16	GMC Eng.		Pontiac	4 Bbl./Gasoline	1970	556
WX	326	5.3L	5343cc	OHV V8	3.7188"	16	GMC Eng.		Pontiac	2 Bbl./Gasoline	1966	195
WX	400	6.6L	6555cc	OHV V8	4.121"	16	GMC Eng.		Pontiac	2 Bbl./Gasoline	1971	557
WX	400	6.6L	6555cc	OHV V8	4.121"	16	GMC Eng.		Pontiac	4 Bbl./Gasoline	1970	558
WZ	350	5.7L	5733cc	OHV V8	3.875"	16	GMC Eng.		Pontiac	4 Bbl./Gasoline	1969	287
X	330	5.4L	5409cc	OHV V8	3.9375"	16	GMC Eng.		Oldsmobile	2 Bbl./Gasoline	1966	224
X7	350	5.7L	5733cc	OHV V8	3.875"	16	GMC Eng.		Pontiac	2 Bbl./Gasoline	1970	288
XA	195	3.2L	3196cc	OHV L4	4.0625"	8	GMC Eng.		Pontiac	4 Bbl./Gasoline	1961	28
XA	389	6.4L	6376cc	OHV V8	4.0625"	16	GMC Eng.		Pontiac	2 Bbl./Gasoline	1966-1965	474
XB	350	5.7L	5733cc	OHV V8	3.875"	16	GMC Eng.		Pontiac	2 Bbl./Gasoline	1969	289
XB	389	6.4L	6376cc	OHV V8	4.0625"	16	GMC Eng.		Pontiac	2 Bbl./Gasoline	1966-1965	475
XC	350	5.7L	5733cc	OHV V8	3.875"	16	GMC Eng.		Pontiac	4 Bbl./Gasoline	1968	290
XC	389	6.4L	6376cc	OHV V8	4.0625"	16	GMC Eng.		Pontiac	4 Bbl./Gasoline	1966-1965	476
XE	330	5.4L	5409cc	OHV V8	3.9375"	16	GMC Eng.		Oldsmobile	2 Bbl./Gasoline	1967-1966	225
XE	389	6.4L	6376cc	OHV V8	4.0625"	16	GMC Eng.		Pontiac	4 Bbl./Gasoline	1966	477
XF	250	4.1L	4098cc	SOHC L6	3.875"	12	GMC Eng.		Pontiac	1 Bbl./Gasoline	1969	124
XF	326	5.3L	5343cc	OHV V8	3.7188"	16	GMC Eng.		Pontiac	2 Bbl./Gasoline	1967-1966	196
XF	455	7.5L	7456cc	OHV V8	4.151"	16	GMC Eng.		Pontiac	4 Bbl./Gasoline	1970	692
XG	326	5.3L	5343cc	OHV V8	3.7188"	16	GMC Eng.		Pontiac	4 Bbl./Gasoline	1967-1966	197
XG	330	5.4L	5409cc	OHV V8	3.9375"	16	GMC Eng.		Oldsmobile	4 Bbl./Gasoline	1967-1966	226
XH	330	5.4L	5409cc	OHV V8	3.9375"	16	GMC Eng.		Oldsmobile	4 Bbl./Gasoline	1966	227
XH	400	6.6L	6555cc	OHV V8	4.121"	16	GMC Eng.		Pontiac	4 Bbl./Gasoline	1970	559
XJ	400	6.6L	6555cc	OHV V8	4.121"	16	GMC Eng.		Pontiac	4 Bbl./Gasoline	1970	560
XL	326	5.3L	5343cc	OHV V8	3.7188"	16	GMC Eng.		Pontiac	2 Bbl./Gasoline	1967	198
XL	330	5.4L	5409cc	OHV V8	3.9375"	16	GMC Eng.		Oldsmobile	2 Bbl./Gasoline	1967-1966	228
XL	350	5.7L	5733cc	OHV V8	3.875"	16	GMC Eng.		Pontiac	2 Bbl./Gasoline	1969	291
XN	400	6.6L	6555cc	OHV V8	4.121"	16	GMC Eng.		Pontiac	4 Bbl./Gasoline	1970	561
XO	326	5.3L	5343cc	OHV V8	3.7188"	16	GMC Eng.		Pontiac	4 Bbl./Gasoline	1967	199
XP	400	6.6L	6555cc	OHV V8	4.121"	16	GMC Eng.		Pontiac	4 Bbl./Gasoline	1970	562
XR	326	5.3L	5343cc	OHV V8	3.7188"	16	GMC Eng.		Pontiac	4 Bbl./Gasoline	1967	200
XR	350	5.7L	5733cc	OHV V8	3.875"	16	GMC Eng.		Pontiac	2 Bbl./Gasoline	1971-1969	292
XS	195	3.2L	3196cc	OHV L4	4.0625"	8	GMC Eng.		Pontiac	4 Bbl./Gasoline	1961	29
XS	350	5.7L	5733cc	OHV V8	3.875"	16	GMC Eng.		Pontiac	2 Bbl./Gasoline	1969	293
XS	389	6.4L	6376cc	OHV V8	4.0625"	16	GMC Eng.		Pontiac	3-2 Bbl./Gasoline	1966	478
XT	350	5.7L	5733cc	OHV V8	3.875"	16	GMC Eng.		Pontiac	2 Bbl./Gasoline	1969	294
XU	350	5.7L	5733cc	OHV V8	3.875"	16	GMC Eng.		Pontiac	4 Bbl./Gasoline	1969	295
XV	350	5.7L	5733cc	OHV V8	3.875"	16	GMC Eng.		Pontiac	2 Bbl./Gasoline	1969	296
XV	400	6.6L	6555cc	OHV V8	4.121"	16	GMC Eng.		Pontiac	4 Bbl./Gasoline	1970	563
XX	400	6.6L	6555cc	OHV V8	4.121"	16	GMC Eng.		Pontiac	2 Bbl./Gasoline	1971-1970	564
XZ	400	6.6L	6555cc	OHV V8	4.121"	16	GMC Eng.		Pontiac	4 Bbl./Gasoline	1970	565
YA	215	3.5L	3528cc	OHV V8	3.5"	16	GMC Eng.		Buick	2 Bbl./Gasoline	1961	72
YA	389	6.4L	6376cc	OHV V8	4.0625"	16	GMC Eng.		Pontiac	2 Bbl./Gasoline	1966-1965	479
YA	455	7.5L	7456cc	OHV V8	4.151"	16	GMC Eng.		Pontiac	4 Bbl./Gasoline	1971	700
YA	455	7.5L	7456cc	OHV V8	4.151"	16	GMC Eng.		Pontiac	4 Bbl./Gasoline	1970	693

(continued on next page)

GM Car (Incl. Buick, Cad., Chev., Olds., Pontiac)

Engine Code Index

Eng. Code	CID	Litres	CC	Block Type	Bore	Valves	Mfg.	Vin	Mfg. Div.	Fuel Del. Type	Years	Line
YB	389	6.4L	6376cc	OHV V8	4.0625"	16	GMC Eng.		Pontiac	2 Bbl./Gasoline	1965	480
YB	400	6.6L	6555cc	OHV V8	4.121"	16	GMC Eng.		Pontiac	2 Bbl./Gasoline	1970	566
YC	389	6.4L	6376cc	OHV V8	4.0625"	16	GMC Eng.		Pontiac	2 Bbl./Gasoline	1966-1965	481
YC	455	7.5L	7456cc	OHV V8	4.151"	16	GMC Eng.		Pontiac	4 Bbl./Gasoline	1971-1970	694
YD	389	6.4L	6376cc	OHV V8	4.0625"	16	GMC Eng.		Pontiac	2 Bbl./Gasoline	1966-1965	482
YD	400	6.6L	6555cc	OHV V8	4.121"	16	GMC Eng.		Pontiac	2 Bbl./Gasoline	1970	567
YE	350	5.7L	5733cc	OHV V8	3.875"	16	GMC Eng.		Pontiac	2 Bbl./Gasoline	1969	297
YE	389	6.4L	6376cc	OHV V8	4.0625"	16	GMC Eng.		Pontiac	4 Bbl./Gasoline	1966-1965	483
YE	455	7.5L	7456cc	OHV V8	4.151"	16	GMC Eng.		Pontiac	4 Bbl./Gasoline	1971	701
YF	389	6.4L	6376cc	OHV V8	4.0625"	16	GMC Eng.		Pontiac	4 Bbl./Gasoline	1966-1965	484
YG	389	6.4L	6376cc	OHV V8	4.0625"	16	GMC Eng.		Pontiac	3-2 Bbl./Gasoline	1965	485
YG	455	7.5L	7456cc	OHV V8	4.151"	16	GMC Eng.		Pontiac	2 Bbl./Gasoline	1971	695
YH	421	6.9L	6900cc	OHV V8	4.0938"	16	GMC Eng.		Pontiac	4 Bbl./Gasoline	1966-1965	631
YH	455	7.5L	7456cc	OHV V8	4.151"	16	GMC Eng.		Pontiac	4 Bbl./Gasoline	1970	696
YJ	326	5.3L	5343cc	OHV V8	3.7188"	16	GMC Eng.		Pontiac	2 Bbl./Gasoline	1967	201
YJ	350	5.7L	5733cc	OHV V8	3.875"	16	GMC Eng.		Pontiac	2 Bbl./Gasoline	1969-1968	298
YJ	421	6.9L	6900cc	OHV V8	4.0938"	16	GMC Eng.		Pontiac	3-2 Bbl./Gasoline	1966-1965	632
YK	421	6.9L	6900cc	OHV V8	4.0938"	16	GMC Eng.		Pontiac	3-2 Bbl./Gasoline	1966-1965	633
YL	389	6.4L	6376cc	OHV V8	4.0625"	16	GMC Eng.		Pontiac	4 Bbl./Gasoline	1966	486
YM	326	5.3L	5343cc	OHV V8	3.7188"	16	GMC Eng.		Pontiac	4 Bbl./Gasoline	1967	202
YM	350	5.7L	5733cc	OHV V8	3.875"	16	GMC Eng.		Pontiac	4 Bbl./Gasoline	1968	299
YN	326	5.3L	5343cc	OHV V8	3.7188"	16	GMC Eng.		Pontiac	2 Bbl./Gasoline	1967-1965	203
YN	350	5.7L	5733cc	OHV V8	3.875"	16	GMC Eng.		Pontiac	2 Bbl./Gasoline	1971-1968	300
YN	389	6.4L	6376cc	OHV V8	4.0625"	16	GMC Eng.		Pontiac	2 Bbl./Gasoline	1965	487
YP	326	5.3L	5343cc	OHV V8	3.7188"	16	GMC Eng.		Pontiac	4 Bbl./Gasoline	1967-1965	204
YP	350	5.7L	5733cc	OHV V8	3.875"	16	GMC Eng.		Pontiac	4 Bbl./Gasoline	1971-1968	301
YP	389	6.4L	6376cc	OHV V8	4.0625"	16	GMC Eng.		Pontiac	4 Bbl./Gasoline	1965	488
YR	389	6.4L	6376cc	OHV V8	4.0625"	16	GMC Eng.		Pontiac	3-2 Bbl./Gasoline	1966-1965	489
YS	215	3.5L	3528cc	OHV V8	3.5"	16	GMC Eng.		Buick	2 Bbl./Gasoline	1961	73
YS	389	6.4L	6376cc	OHV V8	4.0625"	16	GMC Eng.		Pontiac	4 Bbl./Gasoline	1966-1965	490
YS	400	6.6L	6555cc	OHV V8	4.121"	16	GMC Eng.		Pontiac	4 Bbl./Gasoline	1971-1970	568
YT	421	6.9L	6900cc	OHV V8	4.0938"	16	GMC Eng.		Pontiac	4 Bbl./Gasoline	1966	634
YU	350	5.7L	5733cc	OHV V8	3.875"	16	GMC Eng.		Pontiac	2 Bbl./Gasoline	1971-1969	302
YU	389	6.4L	6376cc	OHV V8	4.0625"	16	GMC Eng.		Pontiac	2 Bbl./Gasoline	1966	491
YV	389	6.4L	6376cc	OHV V8	4.0625"	16	GMC Eng.		Pontiac	2 Bbl./Gasoline	1966	492
YW	389	6.4L	6376cc	OHV V8	4.0625"	16	GMC Eng.		Pontiac	4 Bbl./Gasoline	1966	493
YX	389	6.4L	6376cc	OHV V8	4.0625"	16	GMC Eng.		Pontiac	4 Bbl./Gasoline	1966	494
YX	400	6.6L	6555cc	OHV V8	4.121"	16	GMC Eng.		Pontiac	2 Bbl./Gasoline	1971	569
YZ	400	6.6L	6555cc	OHV V8	4.121"	16	GMC Eng.		Pontiac	4 Bbl./Gasoline	1970	570
ZA	195	3.2L	3196cc	OHV L4	4.0625"	8	GMC Eng.		Pontiac	1 Bbl./Gasoline	1961	30
ZB	250	4.1L	4098cc	OHV L6	3.875"	12	GMC Eng.		Chevrolet	1 Bbl./Gasoline	1971-1970	121
ZC	250	4.1L	4098cc	SOHC L6	3.875"	12	GMC Eng.		Pontiac	1 Bbl./Gasoline	1969	125
ZD	215	3.5L	3524cc	OHV L6	3.75"	12	GMC Eng.		Pontiac	1 Bbl./Gasoline	1965	46
ZD	230	3.8L	3770cc	SOHC L6	3.875"	12	GMC Eng.		Pontiac	4 Bbl./Gasoline	1967-1966	87
ZD	250	4.1L	4098cc	SOHC L6	3.875"	12	GMC Eng.		Pontiac	4 Bbl./Gasoline	1969-1968	126
ZE	215	3.5L	3524cc	OHV L6	3.75"	12	GMC Eng.		Pontiac	1 Bbl./Gasoline	1965	47
ZE	230	3.8L	3770cc	SOHC L6	3.875"	12	GMC Eng.		Pontiac	4 Bbl./Gasoline	1967-1966	88
ZE	250	4.1L	4098cc	SOHC L6	3.875"	12	GMC Eng.		Pontiac	4 Bbl./Gasoline	1969-1968	127
ZF	230	3.8L	3770cc	SOHC L6	3.875"	12	GMC Eng.		Pontiac	1 Bbl./Gasoline	1967-1966	89
ZF	250	4.1L	4098cc	SOHC L6	3.875"	12	GMC Eng.		Pontiac	1 Bbl./Gasoline	1969	128
ZG	230	3.8L	3770cc	SOHC L6	3.875"	12	GMC Eng.		Pontiac	1 Bbl./Gasoline	1967-1966	90
ZG	250	4.1L	4098cc	OHV L6	3.875"	12	GMC Eng.		Chevrolet	1 Bbl./Gasoline	1971-1970	122
ZH	250	4.1L	4098cc	SOHC L6	3.875"	12	GMC Eng.		Pontiac	4 Bbl./Gasoline	1969	129
ZK	215	3.5L	3524cc	OHV L6	3.75"	12	GMC Eng.		Pontiac	1 Bbl./Gasoline	1965	48
ZK	230	3.8L	3770cc	SOHC L6	3.875"	12	GMC Eng.		Pontiac	1 Bbl./Gasoline	1967-1966	91
ZK	250	4.1L	4098cc	SOHC L6	3.875"	12	GMC Eng.		Pontiac	1 Bbl./Gasoline	1969-1968	130
ZL	215	3.5L	3524cc	OHV L6	3.75"	12	GMC Eng.		Pontiac	1 Bbl./Gasoline	1965	49
ZL	230	3.8L	3770cc	SOHC L6	3.875"	12	GMC Eng.		Pontiac	4 Bbl./Gasoline	1967-1966	92
ZL	250	4.1L	4098cc	SOHC L6	3.875"	12	GMC Eng.		Pontiac	4 Bbl./Gasoline	1969-1968	131
ZM	215	3.5L	3524cc	OHV L6	3.75"	12	GMC Eng.		Pontiac	1 Bbl./Gasoline	1965	50
ZM	230	3.8L	3770cc	SOHC L6	3.875"	12	GMC Eng.		Pontiac	1 Bbl./Gasoline	1967-1966	93
ZN	215	3.5L	3524cc	OHV L6	3.75"	12	GMC Eng.		Pontiac	1 Bbl./Gasoline	1965	51
ZN	230	3.8L	3770cc	SOHC L6	3.875"	12	GMC Eng.		Pontiac	1 Bbl./Gasoline	1967-1966	94
ZN	250	4.1L	4098cc	SOHC L6	3.875"	12	GMC Eng.		Pontiac	1 Bbl./Gasoline	1969-1968	132
ZO	250	4.1L	4098cc	SOHC L6	3.875"	12	GMC Eng.		Pontiac	4 Bbl./Gasoline	1968	133
ZR	215	3.5L	3524cc	OHV L6	3.75"	12	GMC Eng.		Pontiac	1 Bbl./Gasoline	1965	52
ZR	230	3.8L	3770cc	SOHC L6	3.875"	12	GMC Eng.		Pontiac	4 Bbl./Gasoline	1967-1966	95
ZS	195	3.2L	3196cc	OHV L4	4.0625"	8	GMC Eng.		Pontiac	1 Bbl./Gasoline	1961	31
ZS	215	3.5L	3524cc	OHV L6	3.75"	12	GMC Eng.		Pontiac	1 Bbl./Gasoline	1965	53
ZS	230	3.8L	3770cc	SOHC L6	3.875"	12	GMC Eng.		Pontiac	1 Bbl./Gasoline	1967-1966	96

GM Car (Incl. Buick, Cad., Chev., Olds., Pontiac)

140 2.3L (2294cc) OHV H6 Air Cooled (12 Valve) (Corvair), 3.375" Bore (GMC Eng.), 2-1 Bbl. 1960 1					
VALVE TRAIN	QTY	CAMSHAFT/LIFTER	YEARS	PART NO.	DESCRIPTION
	12	Lifter	60	HT-817 Std Only	Hyd.
	12	Lifter, Bulk	60	HT-817B Std Only	Hyd.; Carton of 128
	QTY	PUSH ROD	YEARS	PART NO.	DESCRIPTION
	12	Push Rod	60	RP-3077 Std Only	VINTAGE; 10.2850" O.A.L.
	QTY	VALVE GUIDE	YEARS	PART NO.	DESCRIPTION
	12	Guide	60	VG-618 2 2	VINTAGE; 0.3435" ID, 2.2200" O.A.L.
	QTY	VALVE SPRING	YEARS	PART NO.	DESCRIPTION
	12	Spring	60	VS-521 Std Only	Incl. damper; 2.1090" Free Height
	QTY	VALVE SEAL	YEARS	PART NO.	DESCRIPTION
12	Valve Stem Seal	60	ST-2012 Std Only	VINTAGE; Positive type; (TFL) PTFE	
12	Valve Stem Seal Bulk	60	ST-2012BC Std Only	Positive type; Carton of 100; (TFL) PTFE	
QTY	VALVE, MISC	YEARS	PART NO.	DESCRIPTION	
24	Keeper	60	VK-115A Std Only	1 groove; Square cut key groove; Carton pack 24	
24	Keeper	60	VK-115 Std Only	1 groove; Square cut key groove; Carton pack 32	
24	Keeper	60	VK-115R Std Only	1 groove; Square cut key groove; Hardened	
24	Keeper, Bulk	60	VK-115B Std Only	1 groove; Square cut key groove; Carton of 1000	
QTY	SLEEVE	YEARS	PART NO.	DESCRIPTION	
6	Repair Sleeve	60	SL-13M Std Only	VINTAGE; 3/32" wall, must be cut to correct length	
QTY	ENGINE BEARINGS	YEARS	PART NO.	DESCRIPTION	
1	Main Set	60	4063M Std-10	VINTAGE; Full flanged brgs.	
1	Rod Set	60	6-2385CP Std-10	VINTAGE	
6	Rod Pair	60	2385CP Std-10	VINTAGE	
140 2.3L (2294cc) SOHC L4 (8 Valve) (Chevrolet), 3.5" Bore (GMC Eng.), 1 Bbl. "VIN A" 1976-1971 2					
VALVE TRAIN	QTY	VALVE SPRING	YEARS	PART NO.	DESCRIPTION
	8	Spring	75-71	VS-677 Std Only	Incl. damper; 2.0300" Free Height
	8	Spring, Bulk	75-71	VS-677B Std Only	Incl. damper; Carton of 250; 2.0300" Free Height
	QTY	VALVE SEAL	YEARS	PART NO.	DESCRIPTION
	4	Valve Stem Seal	76-71	ST-2001 Std Only	Loc. Exh.; Positive type; Installation requires valve guide machining; (RBBTF) Rubber/PTFE
	4	Valve Stem Seal	76-71	MV-1888C Std Only	Loc. Int.; O.E. design; Positive type; (VTN) Viton®
	4	Valve Stem Seal	76-71	ST-2001 Std Only	Loc. Int.; Positive type; Installation requires valve guide machining; (RBBTF) Rubber/PTFE
	4	Valve Stem Seal Bulk	76-71	ST-2001BC Std Only	Loc. Exh.; Positive type; Installation requires valve guide machining; Carton of 100; (RBBTF) Rubber/PTFE
	4	Valve Stem Seal Bulk	76-71	MV-1888 Std Only	Loc. Int.; O.E. design; Positive type; Carton of 50; (VTN) Viton®
	4	Valve Stem Seal Bulk	76-71	ST-2001BC Std Only	Loc. Int.; Positive type; Installation requires valve guide machining; Carton of 100; (RBBTF) Rubber/PTFE
	QTY	VALVE SEAT	YEARS	PART NO.	DESCRIPTION
	4	Seat	76-71	245-1437-1 Std Only	Loc. Exh.; 1.4420" OD, 1.2500" ID, 0.2160" Depth
	4	Seat	76-71	245-1750-1N Std Only	Loc. Int.; Premium Material; 1.7555" OD, 1.5000" ID, 0.2480" Depth
	4	Seat	76-71	245-1750-1 Std Only	VINTAGE; Loc. Int.; 1.7555" OD, 1.5000" ID, 0.2480" Depth
	QTY	VALVE, MISC	YEARS	PART NO.	DESCRIPTION
	16	Keeper	76-71	VK-115A Std Only	1 groove; Square cut key groove; Carton pack 24
	16	Keeper	76-71	VK-115 Std Only	1 groove; Square cut key groove; Carton pack 32
	16	Keeper	76-71	VK-115R Std Only	1 groove; Square cut key groove; Hardened
	16	Keeper, Bulk	76-71	VK-115B Std Only	1 groove; Square cut key groove; Carton of 1000
	8	Spring Insert	76-71	259-203C Std Only	.015"; Carton of 100
8	Spring Insert	76-71	259-203B Std Only	.030"; Carton of 100	
8	Spring Insert	76-71	259-203BRS Std Only	.030"; Carton of 500	
8	Spring Insert	76-71	259-203A Std Only	.060"; Carton of 100	
8	Spring Insert	76-71	259-203ARS Std Only	.060"; Carton of 500	
QTY	ENGINE BEARINGS	YEARS	PART NO.	DESCRIPTION	
1	Rod Set	76-71	4-2020CP Std-1-10-20-30-40		
4	Rod Pair	76-71	2020CP Std-1-2-10-20-30-40-50		
140 2.3L (2294cc) SOHC L4 (8 Valve) (Chevrolet), 3.5" Bore (GMC Eng.), 2 Bbl. "VIN B" 1977-1971 3					
VALVE TRAIN	QTY	VALVE SPRING	YEARS	PART NO.	DESCRIPTION
	8	Spring	75-71	VS-677 Std Only	Incl. damper; 2.0300" Free Height
	8	Spring, Bulk	75-71	VS-677B Std Only	Incl. damper; Carton of 250; 2.0300" Free Height
	QTY	VALVE SEAL	YEARS	PART NO.	DESCRIPTION
4	Valve Stem Seal	77-71	ST-2001 Std Only	Loc. Exh.; Positive type; Installation requires valve guide machining; (RBBTF) Rubber/PTFE	
4	Valve Stem Seal	77-71	MV-1888C Std Only	Loc. Int.; O.E. design; Positive type; (VTN) Viton®	

(continued on next page)

GM Car (Incl. Buick, Cad., Chev., Olds., Pontiac)

3 140 2.3L (2294cc) SOHC L4 (8 Valve) (Chevrolet), 3.5" Bore (GMC Eng.), 2 Bbl. "VIN B" 1977-1971 (cont.)

VALVE TRAIN	QTY	VALVE SEAL (cont.)	YEARS	PART NO.	DESCRIPTION	VALVE TRAIN
	4	Valve Stem Seal	77-71	ST-2001 Std Only	Loc. Int.; Positive type; Installation requires valve guide machining; (RBBTF) Rubber/PTFE	
	4	Valve Stem Seal Bulk	77-71	ST-2001BC Std Only	Loc. Exh.; Positive type; Installation requires valve guide machining; Carton of 100; (RBBTF) Rubber/PTFE	
	4	Valve Stem Seal Bulk	77-71	MV-1888 Std Only	Loc. Int.; O.E. design; Positive type; Carton of 50; (VTN) Viton®	
	4	Valve Stem Seal Bulk	77-71	ST-2001BC Std Only	Loc. Int.; Positive type; Installation requires valve guide machining; Carton of 100; (RBBTF) Rubber/PTFE	
	QTY	VALVE SEAT	YEARS	PART NO.	DESCRIPTION	
	4	Seat	77-71	245-1437-1 Std Only	Loc. Exh.; 1.4420" OD, 1.2500" ID, 0.2160" Depth	
	4	Seat	77-71	245-1750-1N Std Only	Loc. Int.; Premium Material; 1.7555" OD, 1.5000" ID, 0.2480" Depth	
	4	Seat	77-71	245-1750-1 Std Only	VINTAGE; Loc. Int.; 1.7555" OD, 1.5000" ID, 0.2480" Depth	
	QTY	VALVE, MISC	YEARS	PART NO.	DESCRIPTION	
	16	Keeper	77-71	VK-115A Std Only	1 groove; Square cut key groove; Carton pack 24	
	16	Keeper	77-71	VK-115 Std Only	1 groove; Square cut key groove; Carton pack 32	
	16	Keeper	77-71	VK-115R Std Only	1 groove; Square cut key groove; Hardened	
	16	Keeper, Bulk	77-71	VK-115B Std Only	1 groove; Square cut key groove; Carton of 1000	
	8	Spring Insert	77-71	259-203C Std Only	.015"; Carton of 100	
	8	Spring Insert	77-71	259-203B Std Only	.030"; Carton of 100	
	8	Spring Insert	77-71	259-203BRS Std Only	.030"; Carton of 500	
	8	Spring Insert	77-71	259-203A Std Only	.060"; Carton of 100	
	8	Spring Insert	77-71	259-203ARS Std Only	.060"; Carton of 500	
	QTY	ENGINE BEARINGS	YEARS	PART NO.	DESCRIPTION	
	1	Rod Set	77-71	4-2020CP Std-1-10-20-30-40		
	4	Rod Pair	77-71	2020CP Std-1-2-10-20-30-40-50		

4 145 2.4L (2377cc) OHV H6 (12 Valve) (Corvair), 3.4375" Bore (GMC Eng.), 1 Bbl. Turbo 1963

	QTY	PUSH ROD	YEARS	PART NO.	DESCRIPTION
	12	Push Rod	63	RP-3077 Std Only	VINTAGE; 10.2850" O.A.L.
	QTY	VALVE GUIDE	YEARS	PART NO.	DESCRIPTION
	12	Guide	63	VG-618 2 2	VINTAGE; 0.3435" ID, 2.2200" O.A.L.
	QTY	VALVE SPRING	YEARS	PART NO.	DESCRIPTION
	12	Spring	63	VS-521 Std Only	Incl. damper; 2.1090" Free Height
	QTY	VALVE SEAL	YEARS	PART NO.	DESCRIPTION
	12	Valve Stem Seal	63	ST-2012 Std Only	VINTAGE; Positive type; (TFL) PTFE
	12	Valve Stem Seal Bulk	63	ST-2012BC Std Only	Positive type; Carton of 100; (TFL) PTFE
	QTY	VALVE, MISC	YEARS	PART NO.	DESCRIPTION
	24	Keeper	63	VK-115A Std Only	1 groove; Square cut key groove; Carton pack 24
	24	Keeper	63	VK-115 Std Only	1 groove; Square cut key groove; Carton pack 32
	24	Keeper	63	VK-115R Std Only	1 groove; Square cut key groove; Hardened
	24	Keeper, Bulk	63	VK-115B Std Only	1 groove; Square cut key groove; Carton of 1000

5 145 2.4L (2377cc) OHV H6 Air Cooled (12 Valve) (Corvair), 3.4375" Bore (GMC Eng.), 2-1 Bbl. 1963-1961

VALVE TRAIN	QTY	CAMSHAFT/LIFTER	YEARS	PART NO.	DESCRIPTION	VALVE TRAIN
	12	Lifter	63-61	HT-817 Std Only	Hyd.	
	12	Lifter, Bulk	63-61	HT-817B Std Only	Hyd.; Carton of 128	
	QTY	PUSH ROD	YEARS	PART NO.	DESCRIPTION	
	12	Push Rod	63-61	RP-3077 Std Only	VINTAGE; 10.2850" O.A.L.	
	QTY	VALVE GUIDE	YEARS	PART NO.	DESCRIPTION	
	12	Guide	63-61	VG-618 2 2	VINTAGE; 0.3435" ID, 2.2200" O.A.L.	
	QTY	VALVE SPRING	YEARS	PART NO.	DESCRIPTION	
	12	Spring	63-61	VS-521 Std Only	Incl. damper; 2.1090" Free Height	
	QTY	VALVE SEAL	YEARS	PART NO.	DESCRIPTION	
	12	Valve Stem Seal	63-61	ST-2012 Std Only	VINTAGE; Positive type; (TFL) PTFE	
	12	Valve Stem Seal Bulk	63-61	ST-2012BC Std Only	Positive type; Carton of 100; (TFL) PTFE	
	QTY	VALVE, MISC	YEARS	PART NO.	DESCRIPTION	
	24	Keeper	63-61	VK-115A Std Only	1 groove; Square cut key groove; Carton pack 24	
	24	Keeper	63-61	VK-115 Std Only	1 groove; Square cut key groove; Carton pack 32	
	24	Keeper	63-61	VK-115R Std Only	1 groove; Square cut key groove; Hardened	
	24	Keeper, Bulk	63-61	VK-115B Std Only	1 groove; Square cut key groove; Carton of 1000	
	QTY	SLEEVE	YEARS	PART NO.	DESCRIPTION	
	6	Repair Sleeve	63-61	SL-14M Std Only	VINTAGE; 3/32" wall, must be cut to correct length	
	QTY	ENGINE BEARINGS	YEARS	PART NO.	DESCRIPTION	
	1	Main Set	63-61	4063M Std-10	VINTAGE; Full flanged brgs.	

(continued on next page)

GM Car (Incl. Buick, Cad., Chev., Olds., Pontiac)

145 2.4L (2377cc) OHV H6 Air Cooled (12 Valve) (Corvair), 3.4375" Bore (GMC Eng.), 2-1 Bbl. 1963-1961

5
(cont.)

QTY	ENGINE BEARINGS	YEARS	PART NO.	DESCRIPTION
1	Rod Set	63-61	6-2385CP Std-10	VINTAGE
6	Rod Pair	63-61	2385CP Std-10	VINTAGE

151 2.5L (2475cc) OHV L4 (8 Valve) (Pontiac), 4" Bore (GMC Eng.), 2 Bbl. "VIN 1" 1979-1978				
QTY	TIMING	YEARS	PART NO.	DESCRIPTION
1	Gear Set	79-78	221-2542LS	Laminated cam gear; 221-2520 not sold separately; (1) 221-2537; (1) 221-2542
1	Crank Gear	79-78	221-2537	27 Teeth
QTY	CAMSHAFT/LIFTER	YEARS	PART NO.	DESCRIPTION
1	Camshaft	79	CS-708	VINTAGE; w/Calif. emis.; Hydraulic, (050) Duration at .050 Lobe Lift, 190 Exh., 190 Int., 112 Degrees Lobe Separation
1	Camshaft	78	CS-708	VINTAGE; Hydraulic, (050) Duration at .050 Lobe Lift, 190 Exh., 190 Int., 112 Degrees Lobe Separation
1	Prelube		55-403 Std Only	1.5 oz. packet
1	Prelube		55-400 Std Only	4 oz. bottle; 1.5 oz. packet No. 55-403 also avail.
8	Lifter	79	HT-969 Std Only	w/Calif. emis.; Hyd.; w/.440" wide oil groove
8	Lifter	78	HT-969 Std Only	Hyd.; w/.440" wide oil groove
8	Lifter, Bulk	79	HT-969B Std Only	w/Calif. emis.; Hyd.; Carton of 128
8	Lifter, Bulk	78	HT-969B Std Only	Hyd.; Carton of 128
QTY	PUSH ROD	YEARS	PART NO.	DESCRIPTION
8	Push Rod	79	RP-3180 Std Only	Calif.; 9.6800" O.A.L.
8	Push Rod	79-78	RP-3214R Std Only	Chrome-Moly; 9.6800" O.A.L.
8	Push Rod	78	RP-3180 Std Only	9.6800" O.A.L.
8	Push Rod, Bulk	79	BRP-3180 Std Only	Calif.; Carton of 100; 9.6800" O.A.L.
8	Push Rod, Bulk	78	BRP-3180 Std Only	Carton of 100; 9.6800" O.A.L.
QTY	ROCKER PARTS	YEARS	PART NO.	DESCRIPTION
8	Arm Assy.	79-78	R-894 Std Only	Incl. arm & 2-pivots
8	Arm Assy., Bulk	79-78	R-894B Std Only	Incl. arm & 2-pivots; Carton of 64
8	Arm	79-78	R-894A Std Only	
8	Rocker Arm Ball	79-78	MR-1832 Std Only	Hole I.D. .4365"
8	Rocker Arm Ball	79-78	MR-1841 Std Only	Hole I.D. .4745"
8	Nut	79-78	MR-1934 Std Only	3/8" x 24 UNF
QTY	VALVE	YEARS	PART NO.	DESCRIPTION
4	Exhaust	79	V-2203 Std Only	Exc. Calif.; Chrome plated stem; 1.5000" Head Dia., 0.3422" Stem Dia., 4.6200" O.A.L.
4	Intake	79	V-2204 Std Only	Exc. Calif.; Chrome plated stem; 1.7200" Head Dia., 0.3422" Stem Dia., 4.6690" O.A.L.
QTY	VALVE GUIDE	YEARS	PART NO.	DESCRIPTION
4	Guide	79-78	VG-5005H Std Only	Loc. Exhaust; w/.343" stem dia.; Hardened; 0.3430" ID, 2.2500" O.A.L.
4	Guide	79-78	VG-5005 Std Only	Loc. Exhaust; w/.343" stem dia.; Plain; 0.3430" ID, 2.2500" O.A.L.
4	Guide	79-78	VG-5005T Std Only	Loc. Exhaust; w/.343" stem dia.; Threaded; 0.3425" ID, 2.2500" O.A.L.
4	Guide	79-78	VG-5005H Std Only	Loc. Intake; w/.343" stem dia.; Hardened; 0.3430" ID, 2.2500" O.A.L.
4	Guide	79-78	VG-5005 Std Only	Loc. Intake; w/.343" stem dia.; Plain; 0.3430" ID, 2.2500" O.A.L.
4	Guide	79-78	VG-5005T Std Only	Loc. Intake; w/.343" stem dia.; Threaded; 0.3425" ID, 2.2500" O.A.L.
4	Guide, Bulk	79-78	VG-5005B Std Only	Loc. Exhaust; w/.343" stem dia.; Plain; Carton of 50; 0.3430" ID, 2.2500" O.A.L.
4	Guide, Bulk	79-78	VG-5005TB Std Only	Loc. Exhaust; w/.343" stem dia.; Threaded; Carton of 50; 0.3425" ID, 2.2500" O.A.L.
4	Guide, Bulk	79-78	VG-5005B Std Only	Loc. Intake; w/.343" stem dia.; Plain; Carton of 50; 0.3430" ID, 2.2500" O.A.L.
4	Guide, Bulk	79-78	VG-5005TB Std Only	Loc. Intake; w/.343" stem dia.; Threaded; Carton of 50; 0.3425" ID, 2.2500" O.A.L.
QTY	VALVE SPRING	YEARS	PART NO.	DESCRIPTION
8	Spring	79-78	VS-521 Std Only	Incl. damper; 2.1090" Free Height
QTY	VALVE SEAL	YEARS	PART NO.	DESCRIPTION
4	Valve Stem Seal	79-78	ST-2001 Std Only	Loc. Exh.; Positive type; Installation requires valve guide machining; (RBBTF) Rubber/PTFE
4	Valve Stem Seal	79-78	MV-1233C Std Only	Loc. Exhaust; O-Ring; (RBB) Rubber
4	Valve Stem Seal	79-78	ST-2001 Std Only	Loc. Int.; Positive type; Installation requires valve guide machining; (RBBTF) Rubber/PTFE
4	Valve Stem Seal	79-78	MV-1233C Std Only	Loc. Intake; O-Ring; (RBB) Rubber

VALVE TRAIN

VALVE TRAIN

(continued on next page)

GM Car (Incl. Buick, Cad., Chev., Olds., Pontiac)

6 151 2.5L (2475cc) OHV L4 (8 Valve) (Pontiac), 4" Bore (GMC Eng.), 2 Bbl. "VIN 1" 1979-1978
(cont.)

QTY	VALVE SEAL (cont.)	YEARS	PART NO.	DESCRIPTION
4	Valve Stem Seal Bulk	79-78	ST-2001BC Std Only	Loc. Exh.; Positive type; Installation requires valve guide machining; Carton of 100; (RBBTF) Rubber/PTFE
4	Valve Stem Seal Bulk	79-78	MV-1233 Std Only	Loc. Exhaust; O-Ring; Carton of 100; (RBB) Rubber
4	Valve Stem Seal Bulk	79-78	ST-2001BC Std Only	Loc. Int.; Positive type; Installation requires valve guide machining; Carton of 100; (RBBTF) Rubber/PTFE
4	Valve Stem Seal Bulk	79-78	MV-1233 Std Only	Loc. Intake; O-Ring; Carton of 100; (RBB) Rubber
QTY	VALVE SEAT	YEARS	PART NO.	DESCRIPTION
4	Seat	79-78	245-1625-1 Std Only	Loc. Exh.; 1.6300" OD, 1.3750" ID, 0.2160" Depth
4	Seat	79-78	245-1625-1N Std Only	Loc. Exh.; Premium Material; 1.6300" OD, 1.3750" ID, 0.2160" Depth
4	Seat	79-78	245-1812-4 Std Only	Loc. Int.; 1.8175" OD, 1.5625" ID, 0.2160" Depth
4	Seat	79-78	245-1812-4N Std Only	Loc. Int.; Premium Material; 1.8175" OD, 1.5625" ID, 0.2160" Depth
QTY	VALVE, MISC	YEARS	PART NO.	DESCRIPTION
16	Keeper	79-78	VK-115A Std Only	1 groove; Square cut key groove; Carton pack 24
16	Keeper	79-78	VK-115 Std Only	1 groove; Square cut key groove; Carton pack 32
16	Keeper	79-78	VK-115R Std Only	1 groove; Square cut key groove; Hardened
16	Keeper, Bulk	79-78	VK-115B Std Only	1 groove; Square cut key groove; Carton of 1000
8	Spring Insert	79-78	259-201B Std Only	.030"; Carton of 100
8	Spring Insert	79-78	259-201A Std Only	.060"; Carton of 100
8	Spring Insert	79-78	259-201ARS Std Only	.060"; Carton of 500
QTY	PISTON	YEARS	PART NO.	DESCRIPTION
4	Cast Piston	79	465AP Std-30-40-60	Use w/E-381K or E-381X ring set; Cast; .9275" Pin Dia.; 2 Rings 5/64 Groove, 1 Ring 3/16 Groove, 1.570 CD, Recessed Head .245 deep x 3.070 dia. - 8.2:1 C.R.
4	Cast Piston	79	H553CP Std-20-30-40-60-65	Use w/E-381K or E-381X ring set; Hypereutectic; .928" Pin Dia.; 2 Rings 5/64 Groove, 1 Ring 3/16 Groove, 1.570 CD, Recessed Head .220 deep x 3.070 dia. - 8.5:1 C.R.; DUROSHIELD® skirt coated piston
4	Cast Piston	79	H547P 60 60	Use w/E-384K or E-384X ring set; Hypereutectic; .9275" Pin Dia.; 1 Ring 1/16 Groove, 1 Ring 5/64 Groove, 1 Ring 3/16 Groove, 1.560 CD, Recessed Head .165 deep x 3.120 dia. w/shallow oil ring groove for low tension oil ring - 9.0:1 C.R.
4	Cast Piston	79	H547CP Std-20-30-40-60	Use w/E-384K or E-384X ring set; Hypereutectic; .9275" Pin Dia.; 1 Ring 1/16 Groove, 1 Ring 5/64 Groove, 1 Ring 3/16 Groove, 1.560 CD, Recessed Head .165 deep x 3.120 dia. w/shallow oil ring groove for low tension oil ring - 9.0:1 C.R.; DUROSHIELD® skirt coated piston
4	Cast Piston	78	457P 30 30-40-60	VINTAGE; Use w/E-381K or E-381X ring set; Cast; .9275" Pin Dia.; 2 Rings 5/64 Groove, 1 Ring 3/16 Groove, 1.570 CD, Flat Head - 8.2:1 C.R.
4	Cast Piston - Individual	79	WH553CP Std-20-30-40-60	Use w/WE-381K or WE-381X ring set; Hypereutectic; .928" Pin Dia.; 2 Rings 5/64 Groove, 1 Ring 3/16 Groove, 1.570 CD, Recessed Head .220 deep x 3.070 dia. - 8.5:1 C.R.; DUROSHIELD® skirt coated piston
4	Cast Piston - Individual	79	WH547CP Std-20-30-40-60	Use w/WE-384K ring set; Hypereutectic; .9275" Pin Dia.; 1 Ring 1/16 Groove, 1 Ring 5/64 Groove, 1 Ring 3/16 Groove, 1.560 CD, Recessed Head .165 deep x 3.120 dia. w/shallow oil ring groove for low tension oil ring - 9.0:1 C.R.; DUROSHIELD® skirt coated piston
4	Cast Piston - Individual	78	W457P 30 30-40-60	VINTAGE; Use w/WE-381K or WE-381X ring set; Cast; .9275" Pin Dia.; 2 Rings 5/64 Groove, 1 Ring 3/16 Groove, 1.570 CD, Flat Head - 8.2:1 C.R.
QTY	RINGS	YEARS	PART NO.	DESCRIPTION
1	Premium Set	79	E-381K Std-20-30-40	Calif.; 2-5/64, 1-3/16; Premium Moly
1	Premium Set	79	E-384K 20 20-30-40-60	Use w/H547CP or H547P piston; 1-1/16, 1-5/64, 1-3/16; Premium Moly
1	Premium Set	78	E-381K Std-20-30-40	2-5/64, 1-3/16; Premium Moly
1	Standard Set	79	E-381X Std-20-30-40	Calif.; 2-5/64, 1-3/16; Iron
1	Standard Set	79	E-384X Std-30-40-60	Use w/H547CP or H547P piston; 1-1/16, 1-5/64, 1-3/16; Iron
1	Standard Set	78	E-381X Std-20-30-40	2-5/64, 1-3/16; Iron
QTY	SLEEVE	YEARS	PART NO.	DESCRIPTION
4	Repair Sleeve	79-78	SL-22Y Std Only	1/8" wall, must be cut to correct length; O.A.L. 10.250"
4	Repair Sleeve	79-78	SL-22M Std Only	3/32" wall, must be cut to correct length; O.A.L. 10.250"
QTY	ENGINE BEARINGS	YEARS	PART NO.	DESCRIPTION
1	Main Set	79-78	6689MA Std-1-10-20-30	A-Series aluminum bearings
1	Rod Set	79-78	4-2500RAA Std-10-20-30-40	A-Series aluminum bearings
1	Rod Set	79-78	4-2500RAA X2 * X2	A-Series aluminum bearings; Use in .002" O/S Rod Bore
4	Rod Pair	79-78	2500RAA Std-2-10-20-30-40	A-Series aluminum bearings

(continued on next page)

GM Car (Incl. Buick, Cad., Chev., Olds., Pontiac)

151 2.5L (2475cc) OHV L4 (8 Valve) (Pontiac), 4" Bore (GMC Eng.), 2 Bbl. "VIN 1" 1979-1978 **6**
(cont.)

BLOCK	QTY	ENGINE BEARINGS	YEARS	PART NO.	DESCRIPTION	BLOCK
	1	(cont.) Cam Set	79-78	1461M Std Only		
	QTY	OIL PUMP	YEARS	PART NO.	DESCRIPTION	
	1	Oil Pump	79	224-41239	Exc. Calif.	
1	Oil Pump	79	224-41239V	Exc. Calif.; High Volume, check pan for clearance		
1	Inter. Shaft	79	224-61239	Exc. Calif.		
1	Screen Assy.	79	224-11239	Exc. Calif.		
QTY	GASKETS	YEARS	PART NO.	DESCRIPTION		
1	Kit Gasket Set	79	260-1128	Crossflow head; Premium valve stem seals incl.		
RE-RING KIT					PREMIUM	ECONOMY
YEARS	DESCRIPTION			Re-ring	KIT NO.	KIT NO.
79	w/Crossflow head; Use w/H547CP or H547P piston; Incl. A-Series aluminum bearings ; Premium valve stem seals incl.; For pistons w/1-1/16, 1-5/64, 1-3/16 ring groove				205-714	205-214

151 2.5L (2475cc) OHV L4 (8 Valve) (Pontiac), 4" Bore (GMC Eng.), 2 Bbl. "VIN 9" 1979-1978 **7**

VALVE TRAIN	QTY	TIMING	YEARS	PART NO.	DESCRIPTION	VALVE TRAIN
	1	Gear Set	79-78	221-2542LS	Laminated cam gear; 221-2520 not sold separately; (1) 221-2537; (1) 221-2542	
	1	Crank Gear	79-78	221-2537	27 Teeth	
	QTY	CAMSHAFT/LIFTER	YEARS	PART NO.	DESCRIPTION	
	1	Camshaft	78	CS-708	VINTAGE; Hydraulic, (050) Duration at .050 Lobe Lift, 190 Exh., 190 Int., 112 Degrees Lobe Separation	
	1	Prelube		55-403 Std Only	1.5 oz. packet	
	1	Prelube		55-400 Std Only	4 oz. bottle; 1.5 oz. packet No. 55-403 also avail.	
	8	Lifter	78	HT-969 Std Only	Hyd.; w/.440" wide oil groove	
	8	Lifter, Bulk	78	HT-969B Std Only	Hyd.; Carton of 128	
	QTY	PUSH ROD	YEARS	PART NO.	DESCRIPTION	
8	Push Rod	79	RP-3180 Std Only	Calif.; 9.6800" O.A.L.		
8	Push Rod	79-78	RP-3214R Std Only	Chrome-Moly; 9.6800" O.A.L.		
8	Push Rod	78	RP-3180 Std Only	9.6800" O.A.L.		
8	Push Rod, Bulk	79	BRP-3180 Std Only	Calif.; Carton of 100; 9.6800" O.A.L.		
8	Push Rod, Bulk	78	BRP-3180 Std Only	Carton of 100; 9.6800" O.A.L.		
QTY	ROCKER PARTS	YEARS	PART NO.	DESCRIPTION		
8	Arm Assy.	79-78	R-894 Std Only	Incl. arm & 2-pivots		
8	Arm Assy., Bulk	79-78	R-894B Std Only	Incl. arm & 2-pivots; Carton of 64		
8	Arm	79-78	R-894A Std Only			
8	Rocker Arm Ball	79-78	MR-1832 Std Only	Hole I.D. .4365"		
8	Rocker Arm Ball	79-78	MR-1841 Std Only	Hole I.D. .4745"		
8	Nut	79-78	MR-1934 Std Only	3/8" x 24 UNF		
QTY	VALVE	YEARS	PART NO.	DESCRIPTION		
4	Exhaust	79	V-2203 Std Only	Exc. Calif.; Chrome plated stem; 1.5000" Head Dia., 0.3422" Stem Dia., 4.6200" O.A.L.		
4	Intake	79	V-2204 Std Only	Exc. Calif.; Chrome plated stem; 1.7200" Head Dia., 0.3422" Stem Dia., 4.6690" O.A.L.		
QTY	VALVE GUIDE	YEARS	PART NO.	DESCRIPTION		
4	Guide	79-78	VG-5005H Std Only	Loc. Exhaust; w/.343" stem dia.; Hardened; 0.3430" ID, 2.2500" O.A.L		
4	Guide	79-78	VG-5005 Std Only	Loc. Exhaust; w/.343" stem dia.; Plain; 0.3430" ID, 2.2500" O.A.L		
4	Guide	79-78	VG-5005T Std Only	Loc. Exhaust; w/.343" stem dia.; Threaded; 0.3425" ID, 2.2500" O.A.L		
4	Guide	79-78	VG-5005H Std Only	Loc. Intake; w/.343" stem dia.; Hardened; 0.3430" ID, 2.2500" O.A.L		
4	Guide	79-78	VG-5005 Std Only	Loc. Intake; w/.343" stem dia.; Plain; 0.3430" ID, 2.2500" O.A.L		
4	Guide	79-78	VG-5005T Std Only	Loc. Intake; w/.343" stem dia.; Threaded; 0.3425" ID, 2.2500" O.A.L		
4	Guide, Bulk	79-78	VG-5005B Std Only	Loc. Exhaust; w/.343" stem dia.; Plain; Carton of 50; 0.3430" ID, 2.2500" O.A.L		
4	Guide, Bulk	79-78	VG-5005TB Std Only	Loc. Exhaust; w/.343" stem dia.; Threaded; Carton of 50; 0.3425" ID, 2.2500" O.A.L		
4	Guide, Bulk	79-78	VG-5005B Std Only	Loc. Intake; w/.343" stem dia.; Plain; Carton of 50; 0.3430" ID, 2.2500" O.A.L		
4	Guide, Bulk	79-78	VG-5005TB Std Only	Loc. Intake; w/.343" stem dia.; Threaded; Carton of 50; 0.3425" ID, 2.2500" O.A.L		

(continued on next page)

GM Car (Incl. Buick, Cad., Chev., Olds., Pontiac)

7 151 2.5L (2475cc) OHV L4 (8 Valve) (Pontiac), 4" Bore (GMC Eng.), 2 Bbl. "VIN 9" 1979-1978
(cont.)

QTY	VALVE SPRING	YEARS	PART NO.	DESCRIPTION
8	Spring	79-78	VS-521 Std Only	Incl. damper; 2.1090" Free Height
QTY	VALVE SEAL	YEARS	PART NO.	DESCRIPTION
4	Valve Stem Seal	79-78	ST-2001 Std Only	Loc. Exh.; Positive type; Installation requires valve guide machining; (RBBTF) Rubber/PTFE
4	Valve Stem Seal	79-78	MV-1233C Std Only	Loc. Exhaust; O-Ring; (RBB) Rubber
4	Valve Stem Seal	79-78	ST-2001 Std Only	Loc. Int.; Positive type; Installation requires valve guide machining; (RBBTF) Rubber/PTFE
4	Valve Stem Seal	79-78	MV-1233C Std Only	Loc. Intake; O-Ring; (RBB) Rubber
4	Valve Stem Seal Bulk	79-78	ST-2001BC Std Only	Loc. Exh.; Positive type; Installation requires valve guide machining; Carton of 100; (RBBTF) Rubber/PTFE
4	Valve Stem Seal Bulk	79-78	MV-1233 Std Only	Loc. Exhaust; O-Ring; Carton of 100; (RBB) Rubber
4	Valve Stem Seal Bulk	79-78	ST-2001BC Std Only	Loc. Int.; Positive type; Installation requires valve guide machining; Carton of 100; (RBBTF) Rubber/PTFE
4	Valve Stem Seal Bulk	79-78	MV-1233 Std Only	Loc. Intake; O-Ring; Carton of 100; (RBB) Rubber
QTY	VALVE SEAT	YEARS	PART NO.	DESCRIPTION
4	Seat	79-78	245-1625-1 Std Only	Loc. Exh.; 1.6300" OD, 1.3750" ID, 0.2160" Depth
4	Seat	79-78	245-1625-1N Std Only	Loc. Exh.; Premium Material; 1.6300" OD, 1.3750" ID, 0.2160" Depth
4	Seat	79-78	245-1812-4 Std Only	Loc. Int.; 1.8175" OD, 1.5625" ID, 0.2160" Depth
4	Seat	79-78	245-1812-4N Std Only	Loc. Int.; Premium Material; 1.8175" OD, 1.5625" ID, 0.2160" Depth
QTY	VALVE, MISC	YEARS	PART NO.	DESCRIPTION
16	Keeper	79-78	VK-115A Std Only	1 groove; Square cut key groove; Carton pack 24
16	Keeper	79-78	VK-115 Std Only	1 groove; Square cut key groove; Carton pack 32
16	Keeper	79-78	VK-115R Std Only	1 groove; Square cut key groove; Hardened
16	Keeper, Bulk	79-78	VK-115B Std Only	1 groove; Square cut key groove; Carton of 1000
8	Spring Insert	79-78	259-201B Std Only	.030"; Carton of 100
8	Spring Insert	79-78	259-201A Std Only	.060"; Carton of 100
8	Spring Insert	79-78	259-201ARS Std Only	.060"; Carton of 500
QTY	PISTON	YEARS	PART NO.	DESCRIPTION
4	Cast Piston	79	465AP Std-30-40-60	Use w/E-381K or E-381X ring set; Cast; .9275" Pin Dia.; 2 Rings 5/64 Groove, 1 Ring 3/16 Groove, 1.570 CD, Recessed Head .245 deep x 3.070 dia. - 8.2:1 C.R.
4	Cast Piston	79	H553CP Std-20-30-40-60-65	Use w/E-381K or E-381X ring set; Hypereutectic; .928" Pin Dia.; 2 Rings 5/64 Groove, 1 Ring 3/16 Groove, 1.570 CD, Recessed Head .220 deep x 3.070 dia. - 8.5:1 C.R.; DUROSHIELD® skirt coated piston
4	Cast Piston	79	H547P 60 60	Use w/E-384K or E-384X ring set; Hypereutectic; .9275" Pin Dia.; 1 Ring 1/16 Groove, 1 Ring 5/64 Groove, 1 Ring 3/16 Groove, 1.560 CD, Recessed Head .165 deep x 3.120 dia. w/shallow oil ring groove for low tension oil ring - 9.0:1 C.R.
4	Cast Piston	79	H547CP Std-20-30-40-60	Use w/E-384K or E-384X ring set; Hypereutectic; .9275" Pin Dia.; 1 Ring 1/16 Groove, 1 Ring 5/64 Groove, 1 Ring 3/16 Groove, 1.560 CD, Recessed Head .165 deep x 3.120 dia. w/shallow oil ring groove for low tension oil ring - 9.0:1 C.R.; DUROSHIELD® skirt coated piston
4	Cast Piston	78	457P 30 30-40-60	VINTAGE; Use w/E-381K or E-381X ring set; Cast; .9275" Pin Dia.; 2 Rings 5/64 Groove, 1 Ring 3/16 Groove, 1.570 CD, Flat Head - 8.2:1 C.R.
4	Cast Piston - Individual	79	WH553CP Std-20-30-40-60	Use w/WE-381K or WE-381X ring set; Hypereutectic; .928" Pin Dia.; 2 Rings 5/64 Groove, 1 Ring 3/16 Groove, 1.570 CD, Recessed Head .220 deep x 3.070 dia. - 8.5:1 C.R.; DUROSHIELD® skirt coated piston
4	Cast Piston - Individual	79	WH547CP Std-20-30-40-60	Use w/WE-384K ring set; Hypereutectic; .9275" Pin Dia.; 1 Ring 1/16 Groove, 1 Ring 5/64 Groove, 1 Ring 3/16 Groove, 1.560 CD, Recessed Head .165 deep x 3.120 dia. w/shallow oil ring groove for low tension oil ring - 9.0:1 C.R.; DUROSHIELD® skirt coated piston
4	Cast Piston - Individual	78	W457P 30 30-40-60	VINTAGE; Use w/WE-381K or WE-381X ring set; Cast; .9275" Pin Dia.; 2 Rings 5/64 Groove, 1 Ring 3/16 Groove, 1.570 CD, Flat Head - 8.2:1 C.R.
QTY	RINGS	YEARS	PART NO.	DESCRIPTION
1	Premium Set	79	E-381K Std-20-30-40	Calif.; 2-5/64, 1-3/16; Premium Moly
1	Premium Set	79	E-384K 20 20-30-40-60	Use w/H547CP or H547P piston; 1-1/16, 1-5/64, 1-3/16; Premium Moly
1	Premium Set	78	E-381K Std-20-30-40	2-5/64, 1-3/16; Premium Moly
1	Standard Set	79	E-381X Std-20-30-40	Calif.; 2-5/64, 1-3/16; Iron
1	Standard Set	79	E-384X Std-30-40-60	Use w/H547CP or H547P piston; 1-1/16, 1-5/64, 1-3/16; Iron
1	Standard Set	78	E-381X Std-20-30-40	2-5/64, 1-3/16; Iron

VALVE TRAIN

VALVE TRAIN

BLOCK

BLOCK

(continued on next page)

GM Car (Incl. Buick, Cad., Chev., Olds., Pontiac)

151 2.5L (2475cc) OHV L4 (8 Valve) (Pontiac), 4" Bore (GMC Eng.), 2 Bbl. "VIN 9" 1979-1978 7 (cont.)

BLOCK	QTY	SLEEVE	YEARS	PART NO.	DESCRIPTION	BLOCK	
	4	Repair Sleeve	79-78	SL-22Y Std Only	1/8" wall, must be cut to correct length; O.A.L. 10.250"		
	4	Repair Sleeve	79-78	SL-22M Std Only	3/32" wall, must be cut to correct length; O.A.L. 10.250"		
	QTY	ENGINE BEARINGS	YEARS	PART NO.	DESCRIPTION		
	1	Main Set	79-78	6689MA Std-1-10-20-30	A-Series aluminum bearings		
	1	Rod Set	79-78	4-2500RAA Std-10-20-30-40	A-Series aluminum bearings		
	1	Rod Set	79-78	4-2500RAA X2 * X2	A-Series aluminum bearings ; Use in .002" O/S Rod Bore		
	4	Rod Pair	79-78	2500RAA Std-2-10-20-30-40	A-Series aluminum bearings		
	1	Cam Set	79-78	1461M Std Only			
	QTY	OIL PUMP	YEARS	PART NO.	DESCRIPTION		
	1	Oil Pump	79	224-41239	Exc. Calif.		
	1	Oil Pump	79	224-41239V	Exc. Calif.; High Volume, check pan for clearance		
	1	Inter. Shaft	79	224-61239	Exc. Calif.		
	1	Screen Assy.	79	224-11239	Exc. Calif.		
	QTY	GASKETS	YEARS	PART NO.	DESCRIPTION		
	1	Kit Gasket Set	79	260-1128	Crossflow head; Premium valve stem seals incl.		
	RE-RING KIT		YEARS	DESCRIPTION	RE-RING	PREMIUM KIT NO.	ECONOMY KIT NO.
	79	w/Crossflow head; Use w/H547CP or H547P piston; Incl. A-Series aluminum bearings ; Premium valve stem seals incl.; For pistons w/1-1/16, 1-5/64, 1-3/16 ring groove				205-714	205-214

151 2.5L (2475cc) OHV L4 (8 Valve) (Pontiac), 4" Bore (GMC Eng.), 2 Bbl. "VIN V" 1980-1977 8

VALVE TRAIN	QTY	TIMING	YEARS	PART NO.	DESCRIPTION	VALVE TRAIN
	1	Gear Set	80	221-2542LS	Chevrolet Monza 2+2, 2+2 Sport, 2+2 Spyder, Base, Spyder; Laminated cam gear; 221-2520 not sold separately; (1) 221-2537; (1) 221-2542	
	1	Gear Set	79-77	221-2542LS	Laminated cam gear; 221-2520 not sold separately; (1) 221-2537; (1) 221-2542	
	1	Crank Gear	80	221-2537	Chevrolet Monza 2+2, 2+2 Sport, 2+2 Spyder, Base, Spyder; 27 Teeth	
	1	Crank Gear	79-77	221-2537	27 Teeth	
	QTY	CAMSHAFT/LIFTER	YEARS	PART NO.	DESCRIPTION	
	1	Camshaft	78-77	CS-708	VINTAGE; Hydraulic, (050) Duration at .050 Lobe Lift, 190 Exh., 190 Int., 112 Degrees Lobe Separation	
	1	Prelube		55-403 Std Only	1.5 oz. packet	
	1	Prelube		55-400 Std Only	4 oz. bottle; 1.5 oz. packet No. 55-403 also avail.	
	8	Lifter	78-77	HT-969 Std Only	Hyd.; w/.440" wide oil groove	
	8	Lifter, Bulk	78-77	HT-969B Std Only	Hyd.; Carton of 128	
	QTY	PUSH ROD	YEARS	PART NO.	DESCRIPTION	
	8	Push Rod	79	RP-3180 Std Only	Calif.; 9.6800" O.A.L.	
	8	Push Rod	79-77	RP-3214R Std Only	Chrome-Moly; 9.6800" O.A.L.	
	8	Push Rod	78-77	RP-3180 Std Only	9.6800" O.A.L.	
	8	Push Rod, Bulk	79	BRP-3180 Std Only	Calif.; Carton of 100; 9.6800" O.A.L.	
	8	Push Rod, Bulk	78-77	BRP-3180 Std Only	Carton of 100; 9.6800" O.A.L.	
	QTY	ROCKER PARTS	YEARS	PART NO.	DESCRIPTION	
	8	Arm Assy.	80-77	R-894 Std Only	Incl. arm & 2-pivots	
	8	Arm Assy., Bulk	80-77	R-894B Std Only	Incl. arm & 2-pivots; Carton of 64	
	8	Arm	80-77	R-894A Std Only		
	8	Rocker Arm Ball	80-77	MR-1832 Std Only	Hole I.D. .4365"	
	8	Rocker Arm Ball	80-77	MR-1841 Std Only	Hole I.D. .4745"	
	8	Nut	80-77	MR-1934 Std Only	3/8" x 24 UNF	
	QTY	VALVE	YEARS	PART NO.	DESCRIPTION	
	4	Exhaust	80	V-2203 Std Only	Chrome plated stem; 1.5000" Head Dia., 0.3422" Stem Dia., 4.6200" O.A.L.	
	4	Exhaust	79	V-2203 Std Only	Exc. Calif.; Chrome plated stem; 1.5000" Head Dia., 0.3422" Stem Dia., 4.6200" O.A.L.	
	4	Intake	80	V-2204 Std Only	Chrome plated stem; 1.7200" Head Dia., 0.3422" Stem Dia., 4.6690" O.A.L.	
	4	Intake	79	V-2204 Std Only	Exc. Calif.; Chrome plated stem; 1.7200" Head Dia., 0.3422" Stem Dia., 4.6690" O.A.L.	
	QTY	VALVE GUIDE	YEARS	PART NO.	DESCRIPTION	
	4	Guide	80-77	VG-5005H Std Only	Loc. Exhaust; w/.343" stem dia.; Hardened; 0.3430" ID, 2.2500" O.A.L	
	4	Guide	80-77	VG-5005 Std Only	Loc. Exhaust; w/.343" stem dia.; Plain; 0.3430" ID, 2.2500" O.A.L	
	4	Guide	80-77	VG-5005T Std Only	Loc. Exhaust; w/.343" stem dia.; Threaded; 0.3425" ID, 2.2500" O.A.L	

(continued on next page)

GM Car (Incl. Buick, Cad., Chev., Olds., Pontiac)

8 151 2.5L (2475cc) OHV L4 (8 Valve) (Pontiac), 4" Bore (GMC Eng.), 2 Bbl. "VIN V" 1980-1977
(cont.)

QTY	VALVE GUIDE (cont.)	YEARS	PART NO.	DESCRIPTION
4	Guide	80-77	VG-5005H Std Only	Loc. Intake; w/.343" stem dia.; Hardened; 0.3430" ID, 2.2500" O.A.L
4	Guide	80-77	VG-5005 Std Only	Loc. Intake; w/.343" stem dia.; Plain; 0.3430" ID, 2.2500" O.A.L
4	Guide	80-77	VG-5005T Std Only	Loc. Intake; w/.343" stem dia.; Threaded; 0.3425" ID, 2.2500" O.A.L
4	Guide, Bulk	80-77	VG-5005B Std Only	Loc. Exhaust; w/.343" stem dia.; Plain; Carton of 50; 0.3430" ID, 2.2500" O.A.L
4	Guide, Bulk	80-77	VG-5005TB Std Only	Loc. Exhaust; w/.343" stem dia.; Threaded; Carton of 50; 0.3425" ID, 2.2500" O.A.L
4	Guide, Bulk	80-77	VG-5005B Std Only	Loc. Intake; w/.343" stem dia.; Plain; Carton of 50; 0.3430" ID, 2.2500" O.A.L
4	Guide, Bulk	80-77	VG-5005TB Std Only	Loc. Intake; w/.343" stem dia.; Threaded; Carton of 50; 0.3425" ID, 2.2500" O.A.L
QTY	VALVE SPRING	YEARS	PART NO.	DESCRIPTION
8	Spring	80-77	VS-521 Std Only	Incl. damper; 2.1090" Free Height
QTY	VALVE SEAL	YEARS	PART NO.	DESCRIPTION
4	Valve Stem Seal	80-77	ST-2001 Std Only	Loc. Exh.; Positive type; Installation requires valve guide machining; (RBBTF) Rubber/PTFE
4	Valve Stem Seal	80-77	MV-1233C Std Only	Loc. Exhaust; O-Ring; (RBB) Rubber
4	Valve Stem Seal	80	MV-1888C Std Only	Loc. Int.; O.E. design; Positive type; (VTN) Viton®
4	Valve Stem Seal	80-77	ST-2001 Std Only	Loc. Int.; Positive type; Installation requires valve guide machining; (RBBTF) Rubber/PTFE
4	Valve Stem Seal	80-77	MV-1233C Std Only	Loc. Intake; O-Ring; (RBB) Rubber
4	Valve Stem Seal Bulk	80-77	ST-2001BC Std Only	Loc. Exh.; Positive type; Installation requires valve guide machining; Carton of 100; (RBBTF) Rubber/PTFE
4	Valve Stem Seal Bulk	80-77	MV-1233 Std Only	Loc. Exhaust; O-Ring; Carton of 100; (RBB) Rubber
4	Valve Stem Seal Bulk	80	MV-1888 Std Only	Loc. Int.; O.E. design; Positive type; Carton of 50; (VTN) Viton®
4	Valve Stem Seal Bulk	80-77	ST-2001BC Std Only	Loc. Int.; Positive type; Installation requires valve guide machining; Carton of 100; (RBBTF) Rubber/PTFE
4	Valve Stem Seal Bulk	80-77	MV-1233 Std Only	Loc. Intake; O-Ring; Carton of 100; (RBB) Rubber
QTY	VALVE SEAT	YEARS	PART NO.	DESCRIPTION
4	Seat	80-77	245-1625-1 Std Only	Loc. Exh.; 1.6300" OD, 1.3750" ID, 0.2160" Depth
4	Seat	80-77	245-1625-1N Std Only	Loc. Exh.; Premium Material; 1.6300" OD, 1.3750" ID, 0.2160" Depth
4	Seat	80-77	245-1812-4 Std Only	Loc. Int.; 1.8175" OD, 1.5625" ID, 0.2160" Depth
4	Seat	80-77	245-1812-4N Std Only	Loc. Int.; Premium Material; 1.8175" OD, 1.5625" ID, 0.2160" Depth
QTY	VALVE, MISC	YEARS	PART NO.	DESCRIPTION
16	Keeper	80-77	VK-115A Std Only	1 groove; Square cut key groove; Carton pack 24
16	Keeper	80-77	VK-115 Std Only	1 groove; Square cut key groove; Carton pack 32
16	Keeper	80-77	VK-115R Std Only	1 groove; Square cut key groove; Hardened
16	Keeper, Bulk	80-77	VK-115B Std Only	1 groove; Square cut key groove; Carton of 1000
8	Spring Insert	80-77	259-201B Std Only	.030"; Carton of 100
8	Spring Insert	80-77	259-201A Std Only	.060"; Carton of 100
8	Spring Insert	80-77	259-201ARS Std Only	.060"; Carton of 500
QTY	PISTON	YEARS	PART NO.	DESCRIPTION
4	Cast Piston	80-79	465AP Std-30-40-60	Use w/E-381K or E-381X ring set; Cast; .9275" Pin Dia.; 2 Rings 5/64 Groove, 1 Ring 3/16 Groove, 1.570 CD, Recessed Head .245 deep x 3.070 dia. - 8.2:1 C.R.
4	Cast Piston	80-79	H553CP Std-20-30-40-60-65	Use w/E-381K or E-381X ring set; Hypereutectic; .928" Pin Dia.; 2 Rings 5/64 Groove, 1 Ring 3/16 Groove, 1.570 CD, Recessed Head .220 deep x 3.070 dia. - 8.5:1 C.R.; DUROSHIELD® skirt coated piston
4	Cast Piston	80-79	H547P 60 60	Use w/E-384K or E-384X ring set; Hypereutectic; .9275" Pin Dia.; 1 Ring 1/16 Groove, 1 Ring 5/64 Groove, 1 Ring 3/16 Groove, 1.560 CD, Recessed Head .165 deep x 3.120 dia. w/shallow oil ring groove for low tension oil ring - 9.0:1 C.R.
4	Cast Piston	80-79	H547CP Std-20-30-40-60	Use w/E-384K or E-384X ring set; Hypereutectic; .9275" Pin Dia.; 1 Ring 1/16 Groove, 1 Ring 5/64 Groove, 1 Ring 3/16 Groove, 1.560 CD, Recessed Head .165 deep x 3.120 dia. w/shallow oil ring groove for low tension oil ring - 9.0:1 C.R.; DUROSHIELD® skirt coated piston
4	Cast Piston	78-77	457P 30 30-40-60	VINTAGE; Use w/E-381K or E-381X ring set; Cast; .9275" Pin Dia.; 2 Rings 5/64 Groove, 1 Ring 3/16 Groove, 1.570 CD, Flat Head - 8.2:1 C.R.
4	Cast Piston - Individual	80-79	WH553CP Std-20-30-40-60	Use w/WE-381K or WE-381X ring set; Hypereutectic; .928" Pin Dia.; 2 Rings 5/64 Groove, 1 Ring 3/16 Groove, 1.570 CD, Recessed Head .220 deep x 3.070 dia. - 8.5:1 C.R.; DUROSHIELD® skirt coated piston

VALVE TRAIN

VALVE TRAIN

BLOCK

BLOCK

(continued on next page)

GM Car (Incl. Buick, Cad., Chev., Olds., Pontiac)

151 2.5L (2475cc) OHV L4 (8 Valve) (Pontiac), 4" Bore (GMC Eng.), 2 Bbl. "VIN V" 1980-1977 8
(cont.)

	QTY	PART NO.	YEARS	DESCRIPTION			
BLOCK	4	PISTON (cont.) Cast Piston - Individual	80-79	PART NO. WH547CP Std-20-30-40-60	DESCRIPTION Use w/WE-384K ring set; Hypereutectic; .9275" Pin Dia.; 1 Ring 1/16 Groove, 1 Ring 5/64 Groove, 1 Ring 3/16 Groove, 1.560 CD, Recessed Head .165 deep x 3.120 dia. w/shallow oil ring groove for low tension oil ring - 9.0:1 C.R.; DUROSHIELD® skirt coated piston		
	4	Cast Piston - Individual	78-77	W457P 30 30-40-60	VINTAGE; Use w/WE-381K or WE-381X ring set; Cast; .9275" Pin Dia.; 2 Rings 5/64 Groove, 1 Ring 3/16 Groove, 1.570 CD, Flat Head - 8.2:1 C.R.		
	1	RINGS Premium Set	80	E-381K Std-20-30-40	2-5/64, 1-3/16; Premium Moly		
	1	Premium Set	80-79	E-384K 20 20-30-40-60	Use w/H547CP or H547P piston; 1-1/16, 1-5/64, 1-3/16; Premium Moly		
	1	Premium Set	79	E-381K Std-20-30-40	Calif.; 2-5/64, 1-3/16; Premium Moly		
	1	Premium Set	78-77	E-381K Std-20-30-40	2-5/64, 1-3/16; Premium Moly		
	1	Standard Set	80	E-381X Std-20-30-40	2-5/64, 1-3/16; Iron		
	1	Standard Set	80-79	E-384X Std-30-40-60	Use w/H547CP or H547P piston; 1-1/16, 1-5/64, 1-3/16; Iron		
	1	Standard Set	79	E-381X Std-20-30-40	Calif.; 2-5/64, 1-3/16; Iron		
	1	Standard Set	78-77	E-381X Std-20-30-40	2-5/64, 1-3/16; Iron		
	4	SLEEVE Repair Sleeve	80-77	SL-22Y Std Only	1/8" wall, must be cut to correct length; O.A.L. 10.250"		
	4	Repair Sleeve	80-77	SL-22M Std Only	3/32" wall, must be cut to correct length; O.A.L. 10.250"		
	1	ENGINE BEARINGS Main Set	80-77	6689MA Std-1-10-20-30	A-Series aluminum bearings		
	1	Rod Set	80-77	4-2500RAA Std-10-20-30-40	A-Series aluminum bearings		
	1	Rod Set	80-77	4-2500RAA X2 * X2	A-Series aluminum bearings ; Use in .002" O/S Rod Bore		
	4	Rod Pair	80-77	2500RAA Std-2-10-20-30-40	A-Series aluminum bearings		
	1	Cam Set	80-77	1461M Std Only			
	1	OIL PUMP Oil Pump	80	224-41239			
1	Oil Pump	80	224-41239V	High Volume, check pan for clearance			
1	Oil Pump	79	224-41239	Exc. Calif.			
1	Oil Pump	79	224-41239V	Exc. Calif.; High Volume, check pan for clearance			
1	Inter. Shaft	80	224-61239				
1	Inter. Shaft	79	224-61239	Exc. Calif.			
1	Screen Assy.	80	224-11239				
1	Screen Assy.	79	224-11239	Exc. Calif.			
1	GASKETS Kit Gasket Set	80	260-1128	Exh. pipe packing not incl.; Premium valve stem seals incl.			
1	Kit Gasket Set	79	260-1128	Crossflow head; Premium valve stem seals incl.			
KITS	RE-RING KIT				PREMIUM KIT NO.	ECONOMY KIT NO.	
	80	Use w/H547CP or H547P piston; Exh. pipe packing not incl.; Incl. A-Series aluminum bearings ; Premium valve stem seals incl.; For pistons w/1-1/16, 1-5/64, 1-3/16 ring groove	Re-ring		205-714	205-214	
79	w/Crossflow head; Use w/H547CP or H547P piston; Incl. A-Series aluminum bearings ; Premium valve stem seals incl.; For pistons w/1-1/16, 1-5/64, 1-3/16 ring groove	Re-ring		205-714	205-214		
153 2.5L (2508cc) OHV L4 (8 Valve) (Chevrolet), 3.875" Bore (GMC Eng.), 1 Bbl. 1970-1962 9							
VALVE TRAIN	1	TIMING Gear Set	70-65	221-2525S	VINTAGE; (1) 221-2524; (1) 221-2537		
	1	Crank Gear	70-62	221-2537	27 Teeth		
	1	CAMSHAFT/LIFTER Camshaft	69-62	CS-708	VINTAGE; Hydraulic, (050) Duration at .050 Lobe Lift, 190 Exh., 190 Int., 112 Degrees Lobe Separation		
	1	Prelube		55-403 Std Only	1.5 oz. packet		
	1	Prelube		55-400 Std Only	4 oz. bottle; 1.5 oz. packet No. 55-403 also avail.		
	8	Lifter	70-62	HT-817 Std Only	Hyd.		
	8	Lifter, Bulk	70-62	HT-817B Std Only	Hyd.; Carton of 128		
	8	PUSH ROD Push Rod	70-62	RP-3180 Std Only	9.6800" O.A.L.		
	8	Push Rod	70-62	RP-3214R Std Only	Chrome-Moly; 9.6800" O.A.L.		
	8	Push Rod, Bulk	70-62	BRP-3180 Std Only	Carton of 100; 9.6800" O.A.L.		
	8	ROCKER PARTS Arm Assy.	70-62	R-832 Std Only	Incl. arm, ball & nut		

(continued on next page)

GM Car (Incl. Buick, Cad., Chev., Olds., Pontiac)

9 153 2.5L (2508cc) OHV L4 (8 Valve) (Chevrolet), 3.875" Bore (GMC Eng.), 1 Bbl. 1970-1962
(cont.)

QTY	ROCKER PARTS (cont.)	YEARS	PART NO.	DESCRIPTION
8	Arm Assy., Bulk	70-62	R-832B Std Only	Incl. arm, ball & nut; Carton of 64
8	Arm	70-62	R-832A Std Only	
8	Rocker Arm Ball	70-62	MR-1780 Std Only	
8	Nut	70-62	MR-1751 Std Only	Self-locking, 3/8" x 24 threads
1	Stud	70-62	MR-1752 Std Only	.003" O/S; 3/8" x 24 x 2.495"
1	Stud	70-62	MR-1949 Std Only	.372" x 24 x 2.495"
QTY	VALVE	YEARS	PART NO.	DESCRIPTION
4	Exhaust	70-62	V-1888X Std Only	Chrome plated stem; Stellite face; 1.5000" Head Dia., 0.3412" Stem Dia., 4.9230" O.A.L.
4	Exhaust	70-62	V-1199 Std-3-5-15-30	VINTAGE; 1.5000" Head Dia., 0.3415" Stem Dia., 4.9280" O.A.L.
4	Exhaust, Bulk	70-62	V-1199B Std Only	VINTAGE; Carton of 25; 1.5000" Head Dia., 0.3415" Stem Dia., 4.9280" O.A.L.
4	Intake	70-62	V-1200 Std-3-15-30	VINTAGE; 1.7200" Head Dia., 0.3413" Stem Dia., 4.9170" O.A.L.
4	Intake, Bulk	70-62	V-1200B Std Only	VINTAGE; Carton of 25; 1.7200" Head Dia., 0.3413" Stem Dia., 4.9170" O.A.L.
QTY	VALVE SPRING	YEARS	PART NO.	DESCRIPTION
8	Spring	70	VS-521 Std Only	Incl. damper; 2.1090" Free Height
8	Spring	69-68	VS-677 Std Only	Incl. damper; 2.0300" Free Height
8	Spring	67-62	VS-521 Std Only	w/Rotocaps; Incl. damper; 2.1090" Free Height
8	Spring, Bulk	69-68	VS-677B Std Only	Incl. damper; Carton of 250; 2.0300" Free Height
QTY	VALVE SEAL	YEARS	PART NO.	DESCRIPTION
1	Valve Stem Seal	70-62	ST-2001 Std Only	Positive type; Installation requires valve guide machining; (RBBTF) Rubber/PTFE
1	Valve Stem Seal Bulk	70-62	ST-2001BC Std Only	Positive type; Installation requires valve guide machining; Carton of 100; (RBBTF) Rubber/PTFE
QTY	VALVE SEAT	YEARS	PART NO.	DESCRIPTION
4	Seat	70-62	245-1562-2 Std Only	Loc. Exh.; 1.5675" OD, 1.3125" ID, 0.2480" Depth
4	Seat	70-62	245-1562-2N Std Only	Loc. Exh.; Premium Material; 1.5675" OD, 1.3125" ID, 0.2480" Depth
4	Seat	70-62	245-1812-3 Std Only	Loc. Int.; 1.8175" OD, 1.5000" ID, 0.2160" Depth
QTY	VALVE, MISC	YEARS	PART NO.	DESCRIPTION
8	Keeper	70-62	VK-115A Std Only	1 groove; Square cut key groove; Carton pack 24
8	Keeper	70-62	VK-115 Std Only	1 groove; Square cut key groove; Carton pack 32
8	Keeper	70-62	VK-115R Std Only	1 groove; Square cut key groove; Hardened
8	Keeper, Bulk	70-62	VK-115B Std Only	1 groove; Square cut key groove; Carton of 1000
8	Spring Insert	70-62	259-203C Std Only	.015"; Carton of 100
8	Spring Insert	70-62	259-203B Std Only	.030"; Carton of 100
8	Spring Insert	70-62	259-203BRS Std Only	.030"; Carton of 500
8	Spring Insert	70-62	259-203A Std Only	.060"; Carton of 100
8	Spring Insert	70-62	259-203ARS Std Only	.060"; Carton of 500
4	Rotocap	67-62	RC-157S Std Only	Loc. Exh.
QTY	PISTON	YEARS	PART NO.	DESCRIPTION
4	Cast Piston	70-62	1108NP Std-20-30-40-60	VINTAGE; Cast; .9278" Pin Dia.; 2 Rings 5/64 Groove, 1 Ring 3/16 Groove, 1.780 CD, Flat Head w/4 valve reliefs
4	Cast Piston - Individual	70-62	W1108NP 30 30	VINTAGE; Cast; .9278" Pin Dia.; 2 Rings 5/64 Groove, 1 Ring 3/16 Groove, 1.780 CD, Flat Head w/4 valve reliefs
4	Pin	70-62	P-2208 Std-3-5-0015	0.6200" Inside Dia., 0.9272" Outside Dia.
QTY	RINGS	YEARS	PART NO.	DESCRIPTION
1	Premium Set	70-62	E-450K Std-20-30-40-60	2-5/64, 1-3/16; Premium Moly
1	Standard Set	70-62	E-450X Std-20-30-40-60	2-5/64, 1-3/16; Iron
QTY	SLEEVE	YEARS	PART NO.	DESCRIPTION
4	Repair Sleeve	70-62	SL-20Y Std Only	1/8" wall, must be cut to correct length
QTY	ENGINE BEARINGS	YEARS	PART NO.	DESCRIPTION
1	Main Set	70-62	4123MA Std-1-10-20-30	VINTAGE; A-Series aluminum bearings
1	Rod Set	70-62	4-2020CP Std-1-10-20-30-40	
4	Rod Pair	70-62	2020CP Std-1-2-10-20-30-40-50	
1	Cam Set	70-62	1202M Std Only	VINTAGE
QTY	OIL PUMP	YEARS	PART NO.	DESCRIPTION
1	Oil Pump	70-62	224-4147	
1	Oil Pump	70-62	224-4157	High Volume, check pan for clearance
QTY	GASKETS	YEARS	PART NO.	DESCRIPTION
1	Kit Gasket Set	70-68	260-1231	VINTAGE
1	Kit Gasket Set	67-62	260-1230	VINTAGE
QTY	FREEZE PLUGS	YEARS	PART NO.	DESCRIPTION
1	Brass Block Plug Kit	70-62	381-8006	

(continued on next page)

GM Car (Incl. Buick, Cad., Chev., Olds., Pontiac)

153 2.5L (2508cc) OHV L4 (8 Valve) (Chevrolet), 3.875" Bore (GMC Eng.), 1 Bbl. 1970-1962 **9**
(cont.)

QTY	FREEZE PLUGS (cont.)	YEARS	PART NO.	DESCRIPTION
1	Brass Deep Cup Freeze Plug	70-62	381-9001	VINTAGE; 1.625" Diameter
1	Brass Shallow Cup Freeze Plug	70-62	381-7066	2.000" Diameter
1	Steel Deep Cup Freeze Plug	70-62	381-3054	19/32" Diameter
1	Steel Shallow Cup Freeze Plug	70-62	381-2078	2.109" Diameter

164 2.7L (2684cc) OHV H6 Air Cooled (12 Valve) (Corvair), 3.4375" Bore (GMC Eng.), 2-1 Bbl. 1969-1964 **10**

QTY	CAMSHAFT/LIFTER	YEARS	PART NO.	DESCRIPTION
12	Lifter	69-64	HT-817 Std Only	Hyd.
12	Lifter, Bulk	69-64	HT-817B Std Only	Hyd.; Carton of 128
QTY	PUSH ROD	YEARS	PART NO.	DESCRIPTION
12	Push Rod	69-64	RP-3077 Std Only	VINTAGE; 10.2850" O.A.L.
QTY	VALVE GUIDE	YEARS	PART NO.	DESCRIPTION
12	Guide	69-64	VG-618 2 2	VINTAGE; 0.3435" ID, 2.2200" O.A.L
QTY	VALVE SPRING	YEARS	PART NO.	DESCRIPTION
12	Spring	69-64	VS-521 Std Only	Incl. damper; 2.1090" Free Height
QTY	VALVE SEAL	YEARS	PART NO.	DESCRIPTION
12	Valve Stem Seal	69-64	MV-1903 Std Only	Use w/repair guide; Positive type; (RBB) Rubber
12	Valve Stem Seal	69-64	ST-2012 Std Only	VINTAGE; Use w/O.E. guide; Positive type; (TFL) PTFE
12	Valve Stem Seal Bulk	69-64	ST-2012BC Std Only	Use w/O.E. guide; Positive type; Carton of 100; (TFL) PTFE
QTY	VALVE, MISC	YEARS	PART NO.	DESCRIPTION
24	Keeper	69-64	VK-115A Std Only	1 groove; Square cut key groove; Carton pack 24
24	Keeper	69-64	VK-115 Std Only	1 groove; Square cut key groove; Carton pack 32
24	Keeper	69-64	VK-115R Std Only	1 groove; Square cut key groove; Hardened
24	Keeper, Bulk	69-64	VK-115B Std Only	1 groove; Square cut key groove; Carton of 1000
6	Rotocap	69-64	RC-157S Std Only	Loc. Exh.

QTY	PISTON	YEARS	PART NO.	DESCRIPTION
6	POWERFORGED	69-65	L-2206F Std-20-30-40-60	VINTAGE; Powerforged; .8001" Pin Dia.; 2 Rings 1/16 Groove, 1 Ring 1/8 Groove, 1.584 CD, Flat Head; DUROSHIELD® skirt coated piston
6	POWERFORGED Piston-Individual	69-65	WL-2206F Std-20-30-40-60	VINTAGE; Powerforged; .8001" Pin Dia.; 2 Rings 1/16 Groove, 1 Ring 1/8 Groove, 1.584 CD, Flat Head; DUROSHIELD® skirt coated piston
QTY	SLEEVE	YEARS	PART NO.	DESCRIPTION
6	Repair Sleeve	69-64	SL-14M Std Only	VINTAGE; 3/32" wall, must be cut to correct length
QTY	ENGINE BEARINGS	YEARS	PART NO.	DESCRIPTION
1	Main Set	69-64	4063M Std-10	VINTAGE; Full flanged brgs.
1	Rod Set	69-64	6-2385CP Std-10	VINTAGE
6	Rod Pair	69-64	2385CP Std-10	VINTAGE

164 2.7L (2684cc) OHV H6 Air Cooled (12 Valve) (Corvair), 3.4375" Bore (GMC Eng.), 4-1 Bbl. 1969-1965 **11**

QTY	CAMSHAFT/LIFTER	YEARS	PART NO.	DESCRIPTION
12	Lifter	69-65	HT-817 Std Only	Hyd.
12	Lifter, Bulk	69-65	HT-817B Std Only	Hyd.; Carton of 128
QTY	PUSH ROD	YEARS	PART NO.	DESCRIPTION
12	Push Rod	69-65	RP-3077 Std Only	VINTAGE; 10.2850" O.A.L.
QTY	VALVE GUIDE	YEARS	PART NO.	DESCRIPTION
12	Guide	69-65	VG-618 2 2	VINTAGE; 0.3435" ID, 2.2200" O.A.L
QTY	VALVE SPRING	YEARS	PART NO.	DESCRIPTION
12	Spring	69-65	VS-521 Std Only	Incl. damper; 2.1090" Free Height
QTY	VALVE SEAL	YEARS	PART NO.	DESCRIPTION
12	Valve Stem Seal	69-65	MV-1903 Std Only	Use w/repair guide; Positive type; (RBB) Rubber
12	Valve Stem Seal	69-65	ST-2012 Std Only	VINTAGE; Use w/O.E. guide; Positive type; (TFL) PTFE
12	Valve Stem Seal Bulk	69-65	ST-2012BC Std Only	Use w/O.E. guide; Positive type; Carton of 100; (TFL) PTFE
QTY	VALVE, MISC	YEARS	PART NO.	DESCRIPTION
24	Keeper	69-65	VK-115A Std Only	1 groove; Square cut key groove; Carton pack 24
24	Keeper	69-65	VK-115 Std Only	1 groove; Square cut key groove; Carton pack 32
24	Keeper	69-65	VK-115R Std Only	1 groove; Square cut key groove; Hardened
24	Keeper, Bulk	69-65	VK-115B Std Only	1 groove; Square cut key groove; Carton of 1000
6	Rotocap	69-65	RC-157S Std Only	Loc. Exh.

QTY	PISTON	YEARS	PART NO.	DESCRIPTION
6	POWERFORGED	69-65	L-2206F Std-20-30-40-60	VINTAGE; Powerforged; .8001" Pin Dia.; 2 Rings 1/16 Groove, 1 Ring 1/8 Groove, 1.584 CD, Flat Head; DUROSHIELD® skirt coated piston

(continued on next page)

GM Car (Incl. Buick, Cad., Chev., Olds., Pontiac)

11 164 2.7L (2684cc) OHV H6 Air Cooled (12 Valve) (Corvair), 3.4375" Bore (GMC Eng.), 4-1 Bbl. 1969-1965 (cont.)

BLOCK	QTY	PISTON (cont.)	YEARS	PART NO.	DESCRIPTION	BLOCK
	6	POWERFORGED Piston-Individual	69-65	WL-2206F Std-20-30-40-60	VINTAGE; Powerforged; .8001" Pin Dia.; 2 Rings 1/16 Groove, 1 Ring 1/8 Groove, 1.584 CD, Flat Head; DUROSHIELD® skirt coated piston	
	6	SLEEVE Repair Sleeve	69-65	SL-14M Std Only	VINTAGE; 3/32" wall, must be cut to correct length	
	1	ENGINE BEARINGS Main Set	69-65	4063M Std-10	VINTAGE; Full flanged brgs.	
	1	Rod Set	69-65	6-2385CP Std-10	VINTAGE	
	6	Rod Pair	69-65	2385CP Std-10	VINTAGE	

12 194 3.2L (3180cc) OHV L6 (12 Valve) (Chevrolet), 3.5625" Bore (GMC Eng.), 1 Bbl. 1967-1962

VALVE TRAIN	QTY	TIMING	YEARS	PART NO.	DESCRIPTION	VALVE TRAIN
	1	Gear Set	67-65	221-2525S	VINTAGE; (1) 221-2524; (1) 221-2537	
	1	Crank Gear	67-62	221-2537	27 Teeth	
	1	CAMSHAFT/LIFTER Camshaft	67-62	CS-633	Hydraulic, (050) Duration at .050 Lobe Lift, 172 Exh., 172 Int., 105 Degrees Lobe Separation	
	1	Prelube		55-403 Std Only	1.5 oz. packet	
	1	Prelube		55-400 Std Only	4 oz. bottle; 1.5 oz. packet No. 55-403 also avail.	
	12	Lifter	67-62	HT-817 Std Only	Hyd.	
	12	Lifter, Bulk	67-62	HT-817B Std Only	Hyd.; Carton of 128	
	1	CAM KIT Cam/Lifter Kit	67-62	KC-633	Hyd.; (1) 55-403B; (1) CS-633; (12) HT-817	
	12	PUSH ROD Push Rod	67-62	RP-3180 Std Only	9.6800" O.A.L.	
	12	Push Rod	67-62	RP-3214R Std Only	Chrome-Moly; 9.6800" O.A.L.	
	12	Push Rod, Bulk	67-62	BRP-3180 Std Only	Carton of 100; 9.6800" O.A.L.	
	12	ROCKER PARTS Arm Assy.	67-62	R-832 Std Only	Incl. arm, ball & nut	
	12	Arm Assy., Bulk	67-62	R-832B Std Only	Incl. arm, ball & nut; Carton of 64	
	12	Arm	67-62	R-832A Std Only		
	12	Rocker Arm Ball	67-62	MR-1780 Std Only		
	12	Nut	67-62	MR-1751 Std Only	Self-locking, 3/8" x 24 threads	
	12	Stud	67-62	MR-1752 Std Only	.003" O/S; 3/8" x 24 x 2.495"	
	12	Stud	67-62	MR-1949 Std Only	.372" x 24 x 2.495"	
	6	VALVE Exhaust	67-62	V-1888X Std Only	Chrome plated stem; Stellite face; 1.5000" Head Dia., 0.3412" Stem Dia., 4.9230" O.A.L.	
	6	Exhaust	67-62	V-1199 Std-3-5-15-30	VINTAGE; 1.5000" Head Dia., 0.3415" Stem Dia., 4.9280" O.A.L.	
	6	Exhaust, Bulk	67-62	V-1199B Std Only	VINTAGE; Carton of 25; 1.5000" Head Dia., 0.3415" Stem Dia., 4.9280" O.A.L.	
	6	Intake	67-62	V-1200 Std-3-15-30	VINTAGE; 1.7200" Head Dia., 0.3413" Stem Dia., 4.9170" O.A.L.	
	6	Intake, Bulk	67-62	V-1200B Std Only	VINTAGE; Carton of 25; 1.7200" Head Dia., 0.3413" Stem Dia., 4.9170" O.A.L.	
	12	VALVE SPRING Spring	67-65	VS-653 Std Only	VINTAGE; 1.9000" Free Height	
	12	Spring	64-62	VS-521 Std Only	Incl. damper; 2.1090" Free Height	
	12	VALVE SEAL Valve Stem Seal	67-62	MV-1233C Std Only	O-Ring; (RBB) Rubber	
	12	Valve Stem Seal	67-62	ST-2001 Std Only	Use w/O.E. guide; Positive type; Installation requires valve guide machining; (RBBTF) Rubber/PTFE	
	12	Valve Stem Seal	67-62	MV-1903 Std Only	Use w/repair guide; Positive type; (RBB) Rubber	
	12	Valve Stem Seal Bulk	67-62	MV-1233 Std Only	O-Ring; Carton of 100; (RBB) Rubber	
	12	Valve Stem Seal Bulk	67-62	ST-2001BC Std Only	Use w/O.E. guide; Positive type; Installation requires valve guide machining; Carton of 100; (RBBTF) Rubber/PTFE	
	6	VALVE SEAT Seat	67-62	245-1562-2 Std Only	Loc. Exh.; 1.5675" OD, 1.3125" ID, 0.2480" Depth	
	6	Seat	67-62	245-1562-2N Std Only	Loc. Exh.; Premium Material; 1.5675" OD, 1.3125" ID, 0.2480" Depth	
	6	Seat	67-62	245-1812-4 Std Only	Loc. Int.; 1.8175" OD, 1.5625" ID, 0.2160" Depth	
	6	Seat	67-62	245-1812-4N Std Only	Loc. Int.; Premium Material; 1.8175" OD, 1.5625" ID, 0.2160" Depth	
	24	VALVE, MISC Keeper	67-62	VK-115A Std Only	1 groove; Square cut key groove; Carton pack 24	
	24	Keeper	67-62	VK-115 Std Only	1 groove; Square cut key groove; Carton pack 32	
	24	Keeper	67-62	VK-115R Std Only	1 groove; Square cut key groove; Hardened	

(continued on next page)

GM Car (Incl. Buick, Cad., Chev., Olds., Pontiac)

194 3.2L (3180cc) OHV L6 (12 Valve) (Chevrolet), 3.5625" Bore (GMC Eng.), 1 Bbl. 1967-1962 12
(cont.)

QTY	VALVE, MISC (cont.)	YEARS	PART NO.	DESCRIPTION
24	Keeper, Bulk	67-62	VK-115B Std Only	1 groove; Square cut key groove; Carton of 1000
12	Spring Insert	67-62	259-203C Std Only	.015"; Carton of 100
12	Spring Insert	67-62	259-203B Std Only	.030"; Carton of 100
12	Spring Insert	67-62	259-203BRS Std Only	.030"; Carton of 500
12	Spring Insert	67-62	259-203A Std Only	.060"; Carton of 100
12	Spring Insert	67-62	259-203ARS Std Only	.060"; Carton of 500
QTY	PISTON	YEARS	PART NO.	DESCRIPTION
6	Pin	67-62	P-2208 Std-3-5-0015	0.6200" Inside Dia., 0.9272" Outside Dia.
QTY	RINGS	YEARS	PART NO.	DESCRIPTION
1	Standard Set	67-62	E-250X 40 40	VINTAGE; 2-5/64, 1-3/16; Iron
QTY	ENGINE BEARINGS	YEARS	PART NO.	DESCRIPTION
1	Main Set	67-62	4124MA Std-1-10-20-30-40-60	A-Series aluminum bearings
1	Rod Set	67-62	6-2020CP Std-10-20-30-40	6-2020CA 60 avail. as unplated & resizeable
1	Rod Set	67-63	6-2020CA 60 60	Unplated & resizeable
6	Rod Pair	67-62	2020CP Std-1-2-10-20-30-40-50	
1	Cam Set	67-62	1203M Std Only	VINTAGE
QTY	OIL PUMP	YEARS	PART NO.	DESCRIPTION
1	Oil Pump	67-63	224-4147	
1	Oil Pump	67-63	224-4157	High Volume, check pan for clearance
QTY	GASKETS	YEARS	PART NO.	DESCRIPTION
1	Kit Gasket Set	67-62	260-1005	VINTAGE
QTY	FREEZE PLUGS	YEARS	PART NO.	DESCRIPTION
1	Brass Block Plug Kit	67-62	381-8006	
1	Brass Deep Cup Freeze Plug	67-62	381-9001	VINTAGE; 1.625" Diameter
1	Brass Shallow Cup Freeze Plug	67-62	381-7066	2.000" Diameter
1	Steel Deep Cup Freeze Plug	67-62	381-3054	19/32" Diameter
1	Steel Shallow Cup Freeze Plug	67-62	381-2078	2.109" Diameter

195 3.2L (3196cc) OHV L4 (8 Valve) (Pontiac), 4.0625" Bore (GMC Eng.), 1 Bbl. "Eng. Code 76Y" 1963-1962 13

QTY	TIMING	YEARS	PART NO.	DESCRIPTION
1	3 Piece Set	63-62	KT3-350S	VINTAGE; 223-305, 223-371 not sold separately; (1) 222-350; (1) 223-305; (1) 223-371
QTY	CAMSHAFT/LIFTER	YEARS	PART NO.	DESCRIPTION
8	Lifter	63-62	HT-951 Std Only	Hyd.
8	Lifter, Bulk	63-62	HT-951B Std Only	Hyd.; Carton of 128
QTY	PUSH ROD	YEARS	PART NO.	DESCRIPTION
8	Push Rod	63-62	RP-3164 Std-35-60	8.6930" O.A.L.
8	Push Rod	63-62	RP-3213R Std Only	Chrome-Moly; 8.6900" O.A.L.
QTY	VALVE	YEARS	PART NO.	DESCRIPTION
4	Intake	62	V-1532 Std Only	VINTAGE; 1.8820" Head Dia., 0.3409" Stem Dia., 4.8543" O.A.L.
QTY	VALVE SPRING	YEARS	PART NO.	DESCRIPTION
8	Spring	63-62	VS-445 Std Only	VINTAGE; Loc. Inner; 1.8120" Free Height
8	Spring	63-62	VS-446 Std Only	VINTAGE; Loc. Outer; 1.9800" Free Height
QTY	VALVE SEAL	YEARS	PART NO.	DESCRIPTION
8	Valve Stem Seal	63-62	MV-1233C Std Only	O-Ring; (RBB) Rubber
8	Valve Stem Seal	63-62	ST-2092 Std Only	Use w/O.E. guide; Positive type, Metal Clad; (RBB) Rubber
8	Valve Stem Seal	63-62	ST-2003 Std Only	Use w/O.E. guide; Positive type; Installation requires valve guide machining; (RBB) Rubber
8	Valve Stem Seal	63-62	MV-1903 Std Only	Use w/repair guide; Positive type; (RBB) Rubber
8	Valve Stem Seal Bulk	63-62	MV-1233 Std Only	O-Ring; Carton of 100; (RBB) Rubber
8	Valve Stem Seal Bulk	63-62	ST-2003BC Std Only	Use w/O.E. guide; Positive type; Installation requires valve guide machining; Carton of 100; (RBB) Rubber
QTY	VALVE, MISC	YEARS	PART NO.	DESCRIPTION
16	Keeper	63-62	VK-115A Std Only	1 groove; Square cut key groove; Carton pack 24
16	Keeper	63-62	VK-115 Std Only	1 groove; Square cut key groove; Carton pack 32
16	Keeper	63-62	VK-115R Std Only	1 groove; Square cut key groove; Hardened
16	Keeper, Bulk	63-62	VK-115B Std Only	1 groove; Square cut key groove; Carton of 1000
8	Spring Insert	63-62	259-301A Std Only	VINTAGE; .060"; Carton of 100
QTY	PISTON	YEARS	PART NO.	DESCRIPTION
4	Cast Piston	63-62	288P Std-30-40-60	VINTAGE; Cast; .9804" Pin Dia.; 2 Rings 5/64 Groove, 1 Ring 3/16 Groove, 1.700 CD, Flat Head w/4 valve reliefs - 10.1:1 C.R.

(continued on next page)

GM Car (Incl. Buick, Cad., Chev., Olds., Pontiac)

13 195 3.2L (3196cc) OHV L4 (8 Valve) (Pontiac), 4.0625" Bore (GMC Eng.), 1 Bbl. "Eng. Code 76Y" 1963-1962 (cont.)

BLOCK	QTY	PISTON (cont.)	YEARS	PART NO.	DESCRIPTION	BLOCK
	4	Cast Piston - Individual	63-62	W288P Std-30-40-60	VINTAGE; Cast; .9804" Pin Dia.; 2 Rings 5/64 Groove, 1 Ring 3/16 Groove, 1.700 CD, Flat Head w/4 valve reliefs - 10.1:1 C.R.	
	4	ENGINE BEARINGS	63-62	1555CPA Std-10-20-30-40	VINTAGE	
	1	Cam Set	63	1220M Std Only		
	1	Cam Set	62	1146M Std Only	VINTAGE	
	1	OIL PUMP	63-62	224-43364S	High Pressure; 3/4" inlet tube; Incl. screen	
	1	Inter. Shaft	63-62	224-61236		

14 195 3.2L (3196cc) OHV L4 (8 Valve) (Pontiac), 4.0625" Bore (GMC Eng.), 4 Bbl. "Eng. Code 77Y" 1963-1962

VALVE TRAIN	QTY	TIMING	YEARS	PART NO.	DESCRIPTION	VALVE TRAIN
	1	3 Piece Set	63-62	KT3-350S	VINTAGE; 223-305, 223-371 not sold separately; (1) 222-350; (1) 223-305; (1) 223-371	
	8	CAMSHAFT/LIFTER	63-62	HT-951 Std Only	Hyd.	
	8	Lifter, Bulk	63-62	HT-951B Std Only	Hyd.; Carton of 128	
	8	PUSH ROD	63-62	RP-3164 Std-35-60	8.6930" O.A.L.	
	8	Push Rod	63-62	RP-3213R Std Only	Chrome-Moly; 8.6900" O.A.L.	
	4	VALVE	62	V-1532 Std Only	VINTAGE; 1.8820" Head Dia., 0.3409" Stem Dia., 4.8543" O.A.L.	
	8	VALVE SPRING	63-62	VS-445 Std Only	VINTAGE; Loc. Inner; 1.8120" Free Height	
	8	Spring	63-62	VS-446 Std Only	VINTAGE; Loc. Outer; 1.9800" Free Height	
	8	VALVE SEAL	63-62	MV-1233C Std Only	O-Ring; (RBB) Rubber	
	8	Valve Stem Seal	63-62	ST-2092 Std Only	Use w/O.E. guide; Positive type, Metal Clad; (RBB) Rubber	
	8	Valve Stem Seal	63-62	ST-2003 Std Only	Use w/O.E. guide; Positive type; Installation requires valve guide machining; (RBB) Rubber	
	8	Valve Stem Seal	63-62	MV-1903 Std Only	Use w/repair guide; Positive type; (RBB) Rubber	
	8	Valve Stem Seal Bulk	63-62	MV-1233 Std Only	O-Ring; Carton of 100; (RBB) Rubber	
	8	Valve Stem Seal Bulk	63-62	ST-2003BC Std Only	Use w/O.E. guide; Positive type; Installation requires valve guide machining; Carton of 100; (RBB) Rubber	
	16	VALVE, MISC	63-62	VK-115A Std Only	1 groove; Square cut key groove; Carton pack 24	
	16	Keeper	63-62	VK-115 Std Only	1 groove; Square cut key groove; Carton pack 32	
	16	Keeper	63-62	VK-115R Std Only	1 groove; Square cut key groove; Hardened	
	16	Keeper, Bulk	63-62	VK-115B Std Only	1 groove; Square cut key groove; Carton of 1000	
	8	Spring Insert	63-62	259-301A Std Only	VINTAGE; .060"; Carton of 100	

BLOCK	QTY	PISTON	YEARS	PART NO.	DESCRIPTION	BLOCK
	4	Cast Piston	63-62	288P Std-30-40-60	VINTAGE; Cast; .9804" Pin Dia.; 2 Rings 5/64 Groove, 1 Ring 3/16 Groove, 1.700 CD, Flat Head w/4 valve reliefs - 10.1:1 C.R.	
	4	Cast Piston - Individual	63-62	W288P Std-30-40-60	VINTAGE; Cast; .9804" Pin Dia.; 2 Rings 5/64 Groove, 1 Ring 3/16 Groove, 1.700 CD, Flat Head w/4 valve reliefs - 10.1:1 C.R.	
	4	ENGINE BEARINGS	63-62	1555CPA Std-10-20-30-40	VINTAGE	
	1	Cam Set	63	1220M Std Only		
	1	Cam Set	62	1146M Std Only	VINTAGE	
	1	OIL PUMP	63-62	224-43364S	High Pressure; 3/4" inlet tube; Incl. screen	
	1	Inter. Shaft	63-62	224-61236		

15 195 3.2L (3196cc) OHV L4 (8 Valve) (Pontiac), 4.0625" Bore (GMC Eng.), 1 Bbl. "Eng. Code 78Y" 1963-1962

QTY	TIMING	YEARS	PART NO.	DESCRIPTION
1	3 Piece Set	63-62	KT3-350S	VINTAGE; 223-305, 223-371 not sold separately; (1) 222-350; (1) 223-305; (1) 223-371
8	CAMSHAFT/LIFTER	63-62	HT-951 Std Only	Hyd.
8	Lifter, Bulk	63-62	HT-951B Std Only	Hyd.; Carton of 128
8	PUSH ROD	63-62	RP-3164 Std-35-60	8.6930" O.A.L.
8	Push Rod	63-62		

(continued on next page)

GM Car (Incl. Buick, Cad., Chev., Olds., Pontiac)

195 3.2L (3196cc) OHV L4 (8 Valve) (Pontiac), 4.0625" Bore (GMC Eng.), 1 Bbl. "Eng. Code 78Y" 1963-1962 15 (cont.)

VALVE TRAIN	QTY	PART NO.	YEARS	DESCRIPTION
	8	PUSH ROD (cont.) Push Rod	63-62	RP-3213R Std Only Chrome-Moly; 8.6900" O.A.L.
	4	VALVE Intake	62	V-1532 Std Only VINTAGE; 1.8820" Head Dia., 0.3409" Stem Dia., 4.8543" O.A.L.
	8 8	VALVE SPRING Spring Spring	63-62 63-62	VS-445 Std Only VS-446 Std Only VINTAGE; Loc. Inner; 1.8120" Free Height VINTAGE; Loc. Outer; 1.9800" Free Height
	8 8 8 8 8 8	VALVE SEAL Valve Stem Seal Valve Stem Seal Valve Stem Seal Valve Stem Seal Valve Stem Seal Bulk Valve Stem Seal Bulk	63-62 63-62 63-62 63-62 63-62 63-62	MV-1233C Std Only ST-2092 Std Only ST-2003 Std Only MV-1903 Std Only MV-1233 Std Only ST-2003BC Std Only O-Ring; (RBB) Rubber Use w/O.E. guide; Positive type, Metal Clad; (RBB) Rubber Use w/O.E. guide; Positive type; Installation requires valve guide machining; (RBB) Rubber Use w/repair guide; Positive type; (RBB) Rubber O-Ring; Carton of 100; (RBB) Rubber Use w/O.E. guide; Positive type; Installation requires valve guide machining; Carton of 100; (RBB) Rubber
	16 16 16 16 8	VALVE, MISC Keeper Keeper Keeper Keeper, Bulk Spring Insert	63-62 63-62 63-62 63-62 63-62	VK-115A Std Only VK-115 Std Only VK-115R Std Only VK-115B Std Only 259-301A Std Only 1 groove; Square cut key groove; Carton pack 24 1 groove; Square cut key groove; Carton pack 32 1 groove; Square cut key groove; Hardened 1 groove; Square cut key groove; Carton of 1000 VINTAGE; .060"; Carton of 100
BLOCK	4 4	PISTON Cast Piston Cast Piston - Individual	63-62 63-62	288P Std-30-40-60 W288P Std-30-40-60 VINTAGE; Cast; .9804" Pin Dia.; 2 Rings 5/64 Groove, 1 Ring 3/16 Groove, 1.700 CD, Flat Head w/4 valve reliefs - 10.1:1 C.R. VINTAGE; Cast; .9804" Pin Dia.; 2 Rings 5/64 Groove, 1 Ring 3/16 Groove, 1.700 CD, Flat Head w/4 valve reliefs - 10.1:1 C.R.
	4 1 1	ENGINE BEARINGS Rod Pair Cam Set Cam Set	63-62 63 62	1555CPA Std-10-20-30-40 1220M Std Only 1146M Std Only VINTAGE VINTAGE
	1 1	OIL PUMP Oil Pump Inter. Shaft	63-62 63-62	224-43364S 224-61236 High Pressure; 3/4" inlet tube; Incl. screen

195 3.2L (3196cc) OHV L4 (8 Valve) (Pontiac), 4.0625" Bore (GMC Eng.), 1 Bbl. "Eng. Code 79Y" 1963-1962 16

VALVE TRAIN	QTY	PART NO.	YEARS	DESCRIPTION
	1	TIMING 3 Piece Set	63-62	KT3-350S VINTAGE; 223-305, 223-371 not sold separately; (1) 222-350; (1) 223-305; (1) 223-371
	8 8	CAMSHAFT/LIFTER Lifter Lifter, Bulk	63-62 63-62	HT-951 Std Only HT-951B Std Only Hyd. Hyd.; Carton of 128
	8 8	PUSH ROD Push Rod Push Rod	63-62 63-62	RP-3164 Std-35-60 RP-3213R Std Only 8.6930" O.A.L. Chrome-Moly; 8.6900" O.A.L.
	4	VALVE Intake	62	V-1532 Std Only VINTAGE; 1.8820" Head Dia., 0.3409" Stem Dia., 4.8543" O.A.L.
	8 8	VALVE SPRING Spring Spring	63-62 63-62	VS-445 Std Only VS-446 Std Only VINTAGE; Loc. Inner; 1.8120" Free Height VINTAGE; Loc. Outer; 1.9800" Free Height
	8 8 8 8 8 8	VALVE SEAL Valve Stem Seal Valve Stem Seal Valve Stem Seal Valve Stem Seal Valve Stem Seal Bulk Valve Stem Seal Bulk	63-62 63-62 63-62 63-62 63-62 63-62	MV-1233C Std Only ST-2092 Std Only ST-2003 Std Only MV-1903 Std Only MV-1233 Std Only ST-2003BC Std Only O-Ring; (RBB) Rubber Use w/O.E. guide; Positive type, Metal Clad; (RBB) Rubber Use w/O.E. guide; Positive type; Installation requires valve guide machining; (RBB) Rubber Use w/repair guide; Positive type; (RBB) Rubber O-Ring; Carton of 100; (RBB) Rubber Use w/O.E. guide; Positive type; Installation requires valve guide machining; Carton of 100; (RBB) Rubber
	16 16 16 16	VALVE, MISC Keeper Keeper Keeper Keeper, Bulk	63-62 63-62 63-62 63-62	VK-115A Std Only VK-115 Std Only VK-115R Std Only VK-115B Std Only 1 groove; Square cut key groove; Carton pack 24 1 groove; Square cut key groove; Carton pack 32 1 groove; Square cut key groove; Hardened 1 groove; Square cut key groove; Carton of 1000

(continued on next page)

GM Car (Incl. Buick, Cad., Chev., Olds., Pontiac)

16 195 3.2L (3196cc) OHV L4 (8 Valve) (Pontiac), 4.0625" Bore (GMC Eng.), 1 Bbl. "Eng. Code 79Y" 1963-1962
(cont.)

	QTY	VALVE, MISC (cont.)	YEARS	PART NO.	DESCRIPTION
	8	Spring Insert	63-62	259-301A Std Only	VINTAGE; .060"; Carton of 100
BLOCK	4	PISTON Cast Piston	63-62	288P Std-30-40-60	VINTAGE; Cast; .9804" Pin Dia.; 2 Rings 5/64 Groove, 1 Ring 3/16 Groove, 1.700 CD, Flat Head w/4 valve reliefs - 10.1:1 C.R.
	4	Cast Piston - Individual	63-62	W288P Std-30-40-60	VINTAGE; Cast; .9804" Pin Dia.; 2 Rings 5/64 Groove, 1 Ring 3/16 Groove, 1.700 CD, Flat Head w/4 valve reliefs - 10.1:1 C.R.
	4	ENGINE BEARINGS	63-62	1555CPA Std-10-20-30-40	VINTAGE
	1	Cam Set	63	1220M Std Only	
	1	Cam Set	62	1146M Std Only	VINTAGE
	1	OIL PUMP	63-62	224-43364S	High Pressure; 3/4" inlet tube; Incl. screen
	1	Oil Pump	63-62	224-43364S	
	1	Inter. Shaft	63-62	224-61236	

17 195 3.2L (3196cc) OHV L4 (8 Valve) (Pontiac), 4.0625" Bore (GMC Eng.), 1 Bbl. "Eng. Code 83Z" 1963-1962

	QTY	TIMING	YEARS	PART NO.	DESCRIPTION
	1	3 Piece Set	63-62	KT3-350S	VINTAGE; 223-305, 223-371 not sold separately; (1) 222-350; (1) 223-305; (1) 223-371
VALVE TRAIN	8	CAMSHAFT/LIFTER	63-62	HT-951 Std Only	Hyd.
	8	Lifter, Bulk	63-62	HT-951B Std Only	Hyd.; Carton of 128
	8	PUSH ROD	63-62	RP-3164 Std-35-60	8.6930" O.A.L.
	8	Push Rod	63-62	RP-3213R Std Only	Chrome-Moly; 8.6900" O.A.L.
	4	VALVE	62	V-1532 Std Only	VINTAGE; 1.8820" Head Dia., 0.3409" Stem Dia., 4.8543" O.A.L.
	8	VALVE SPRING	63-62	VS-445 Std Only	VINTAGE; Loc. Inner; 1.8120" Free Height
	8	Spring	63-62	VS-446 Std Only	VINTAGE; Loc. Outer; 1.9800" Free Height
	8	VALVE SEAL	63-62	MV-1233C Std Only	O-Ring; (RBB) Rubber
	8	Valve Stem Seal	63-62	ST-2092 Std Only	Use w/O.E. guide; Positive type, Metal Clad; (RBB) Rubber
	8	Valve Stem Seal	63-62	ST-2003 Std Only	Use w/O.E. guide; Positive type; Installation requires valve guide machining; (RBB) Rubber
8	Valve Stem Seal	63-62	MV-1903 Std Only	Use w/repair guide; Positive type; (RBB) Rubber	
8	Valve Stem Seal Bulk	63-62	MV-1233 Std Only	O-Ring; Carton of 100; (RBB) Rubber	
8	Valve Stem Seal Bulk	63-62	ST-2003BC Std Only	Use w/O.E. guide; Positive type; Installation requires valve guide machining; Carton of 100; (RBB) Rubber	
16	VALVE, MISC	63-62	VK-115A Std Only	1 groove; Square cut key groove; Carton pack 24	
16	Keeper	63-62	VK-115 Std Only	1 groove; Square cut key groove; Carton pack 32	
16	Keeper	63-62	VK-115R Std Only	1 groove; Square cut key groove; Hardened	
16	Keeper, Bulk	63-62	VK-115B Std Only	1 groove; Square cut key groove; Carton of 1000	
8	Spring Insert	63-62	259-301A Std Only	VINTAGE; .060"; Carton of 100	
BLOCK	4	PISTON	63-62	288P Std-30-40-60	VINTAGE; Cast; .9804" Pin Dia.; 2 Rings 5/64 Groove, 1 Ring 3/16 Groove, 1.700 CD, Flat Head w/4 valve reliefs - 10.1:1 C.R.
	4	Cast Piston - Individual	63-62	W288P Std-30-40-60	VINTAGE; Cast; .9804" Pin Dia.; 2 Rings 5/64 Groove, 1 Ring 3/16 Groove, 1.700 CD, Flat Head w/4 valve reliefs - 10.1:1 C.R.
	4	ENGINE BEARINGS	63-62	1555CPA Std-10-20-30-40	VINTAGE
	1	Cam Set	63	1220M Std Only	
	1	Cam Set	62	1146M Std Only	VINTAGE
	1	OIL PUMP	63-62	224-43364S	High Pressure; 3/4" inlet tube; Incl. screen
	1	Oil Pump	63-62	224-43364S	
	1	Inter. Shaft	63-62	224-61236	

18 195 3.2L (3196cc) OHV L4 (8 Valve) (Pontiac), 4.0625" Bore (GMC Eng.), 4 Bbl. "Eng. Code 84Z" 1963-1962

	QTY	TIMING	YEARS	PART NO.	DESCRIPTION
	1	3 Piece Set	63-62	KT3-350S	VINTAGE; 223-305, 223-371 not sold separately; (1) 222-350; (1) 223-305; (1) 223-371

(continued on next page)

GM Car (Incl. Buick, Cad., Chev., Olds., Pontiac)

195 3.2L (3196cc) OHV L4 (8 Valve) (Pontiac), 4.0625" Bore (GMC Eng.), 4 Bbl. "Eng. Code 84Z" 1963-1962 18
(cont.)

	QTY	CAMSHAFT/LIFTER	YEARS	PART NO.	DESCRIPTION	
VALVE TRAIN	8	Lifter	63-62	HT-951 Std Only	Hyd.	
	8	Lifter, Bulk	63-62	HT-951B Std Only	Hyd.; Carton of 128	
	8	PUSH ROD	63-62	RP-3164 Std-35-60	8.6930" O.A.L.	
	8	Push Rod	63-62	RP-3213R Std Only	Chrome-Moly; 8.6900" O.A.L.	
	4	VALVE	62	V-1532 Std Only	DESCRIPTION VINTAGE; 1.8820" Head Dia., 0.3409" Stem Dia., 4.8543" O.A.L.	
	8	VALVE SPRING	63-62	VS-445 Std Only	VINTAGE; Loc. Inner; 1.8120" Free Height	
	8	Spring	63-62	VS-446 Std Only	VINTAGE; Loc. Outer; 1.9800" Free Height	
	8	VALVE SEAL	63-62	MV-1233C Std Only	DESCRIPTION O-Ring; (RBB) Rubber	
	8	Valve Stem Seal	63-62	ST-2092 Std Only	Use w/O.E. guide; Positive type, Metal Clad; (RBB) Rubber	
	8	Valve Stem Seal	63-62	ST-2003 Std Only	Use w/O.E. guide; Positive type; Installation requires valve guide machining; (RBB) Rubber	
VALVE TRAIN	8	Valve Stem Seal	63-62	MV-1903 Std Only	Use w/repair guide; Positive type; (RBB) Rubber	
	8	Valve Stem Seal Bulk	63-62	MV-1233 Std Only	O-Ring; Carton of 100; (RBB) Rubber	
	8	Valve Stem Seal Bulk	63-62	ST-2003BC Std Only	Use w/O.E. guide; Positive type; Installation requires valve guide machining; Carton of 100; (RBB) Rubber	
	16	VALVE, MISC	63-62	VK-115A Std Only	DESCRIPTION 1 groove; Square cut key groove; Carton pack 24	
	16	Keeper	63-62	VK-115 Std Only	1 groove; Square cut key groove; Carton pack 32	
	16	Keeper	63-62	VK-115R Std Only	1 groove; Square cut key groove; Hardened	
	16	Keeper, Bulk	63-62	VK-115B Std Only	1 groove; Square cut key groove; Carton of 1000	
	8	Spring Insert	63-62	259-301A Std Only	VINTAGE; .060"; Carton of 100	
	BLOCK	4	PISTON	63-62	288P Std-30-40-60	DESCRIPTION VINTAGE; Cast; .9804" Pin Dia.; 2 Rings 5/64 Groove, 1 Ring 3/16 Groove, 1.700 CD, Flat Head w/4 valve reliefs - 10.1:1 C.R.
		4	Cast Piston - Individual	63-62	W288P Std-30-40-60	VINTAGE; Cast; .9804" Pin Dia.; 2 Rings 5/64 Groove, 1 Ring 3/16 Groove, 1.700 CD, Flat Head w/4 valve reliefs - 10.1:1 C.R.
4		ENGINE BEARINGS	63-62	1555CPA Std-10-20-30-40	DESCRIPTION VINTAGE	
1		Cam Set	63	1220M Std Only	VINTAGE	
1		Cam Set	62	1146M Std Only	VINTAGE	
BLOCK	1	OIL PUMP	63-62	224-43364S	DESCRIPTION High Pressure; 3/4" inlet tube; Incl. screen	
	1	Inter. Shaft	63-62	224-61236		
195 3.2L (3196cc) OHV L4 (8 Valve) (Pontiac), 4.0625" Bore (GMC Eng.), 1 Bbl. "Eng. Code 85Z" 1963-1962 19						
VALVE TRAIN	1	TIMING	63-62	KT3-350S	DESCRIPTION VINTAGE; 223-305, 223-371 not sold separately; (1) 222-350; (1) 223-305; (1) 223-371	
	8	CAMSHAFT/LIFTER	63-62	HT-951 Std Only	DESCRIPTION Hyd.	
	8	Lifter, Bulk	63-62	HT-951B Std Only	Hyd.; Carton of 128	
	8	PUSH ROD	63-62	RP-3164 Std-35-60	DESCRIPTION 8.6930" O.A.L.	
	8	Push Rod	63-62	RP-3213R Std Only	Chrome-Moly; 8.6900" O.A.L.	
	4	VALVE	62	V-1532 Std Only	DESCRIPTION VINTAGE; 1.8820" Head Dia., 0.3409" Stem Dia., 4.8543" O.A.L.	
	8	VALVE SPRING	63-62	VS-445 Std Only	DESCRIPTION VINTAGE; Loc. Inner; 1.8120" Free Height	
	8	Spring	63-62	VS-446 Std Only	VINTAGE; Loc. Outer; 1.9800" Free Height	
	8	VALVE SEAL	63-62	MV-1233C Std Only	DESCRIPTION O-Ring; (RBB) Rubber	
	8	Valve Stem Seal	63-62	ST-2092 Std Only	Use w/O.E. guide; Positive type, Metal Clad; (RBB) Rubber	
VALVE TRAIN	8	Valve Stem Seal	63-62	ST-2003 Std Only	Use w/O.E. guide; Positive type; Installation requires valve guide machining; (RBB) Rubber	
	8	Valve Stem Seal	63-62	MV-1903 Std Only	Use w/repair guide; Positive type; (RBB) Rubber	
	8	Valve Stem Seal Bulk	63-62	MV-1233 Std Only	O-Ring; Carton of 100; (RBB) Rubber	
	8	Valve Stem Seal Bulk	63-62	ST-2003BC Std Only	Use w/O.E. guide; Positive type; Installation requires valve guide machining; Carton of 100; (RBB) Rubber	

(continued on next page)

GM Car (Incl. Buick, Cad., Chev., Olds., Pontiac)

19 195 3.2L (3196cc) OHV L4 (8 Valve) (Pontiac), 4.0625" Bore (GMC Eng.), 1 Bbl. "Eng. Code 85Z" 1963-1962
(cont.)

QTY	VALVE, MISC	YEARS	PART NO.	DESCRIPTION
16	Keeper	63-62	VK-115A Std Only	1 groove; Square cut key groove; Carton pack 24
16	Keeper	63-62	VK-115 Std Only	1 groove; Square cut key groove; Carton pack 32
16	Keeper	63-62	VK-115R Std Only	1 groove; Square cut key groove; Hardened
16	Keeper, Bulk	63-62	VK-115B Std Only	1 groove; Square cut key groove; Carton of 1000
8	Spring Insert	63-62	259-301A Std Only	VINTAGE; .060"; Carton of 100

QTY	PISTON	YEARS	PART NO.	DESCRIPTION
4	Cast Piston	63-62	288P Std-30-40-60	VINTAGE; Cast; .9804" Pin Dia.; 2 Rings 5/64 Groove, 1 Ring 3/16 Groove, 1.700 CD, Flat Head w/4 valve reliefs - 10.1:1 C.R.
4	Cast Piston - Individual	63-62	W288P Std-30-40-60	VINTAGE; Cast; .9804" Pin Dia.; 2 Rings 5/64 Groove, 1 Ring 3/16 Groove, 1.700 CD, Flat Head w/4 valve reliefs - 10.1:1 C.R.

QTY	ENGINE BEARINGS	YEARS	PART NO.	DESCRIPTION
4	Rod Pair	63-62	1555CPA Std-10-20-30-40	VINTAGE
1	Cam Set	63	1220M Std Only	
1	Cam Set	62	1146M Std Only	VINTAGE

QTY	OIL PUMP	YEARS	PART NO.	DESCRIPTION
1	Oil Pump	63-62	224-43364S	High Pressure; 3/4" inlet tube; Incl. screen
1	Inter. Shaft	63-62	224-61236	

20 195 3.2L (3196cc) OHV L4 (8 Valve) (Pontiac), 4.0625" Bore (GMC Eng.), 1 Bbl. "Eng. Code 86Z" 1963-1962

QTY	TIMING	YEARS	PART NO.	DESCRIPTION
1	3 Piece Set	63-62	KT3-350S	VINTAGE; 223-305, 223-371 not sold separately; (1) 222-350; (1) 223-305; (1) 223-371

QTY	CAMSHAFT/LIFTER	YEARS	PART NO.	DESCRIPTION
8	Lifter	63-62	HT-951 Std Only	Hyd.
8	Lifter, Bulk	63-62	HT-951B Std Only	Hyd.; Carton of 128

QTY	PUSH ROD	YEARS	PART NO.	DESCRIPTION
8	Push Rod	63-62	RP-3164 Std-35-60	8.6930" O.A.L.
8	Push Rod	63-62	RP-3213R Std Only	Chrome-Moly; 8.6900" O.A.L.

QTY	VALVE	YEARS	PART NO.	DESCRIPTION
4	Intake	62	V-1532 Std Only	VINTAGE; 1.8820" Head Dia., 0.3409" Stem Dia., 4.8543" O.A.L.

QTY	VALVE SPRING	YEARS	PART NO.	DESCRIPTION
8	Spring	63-62	VS-445 Std Only	VINTAGE; Loc. Inner; 1.8120" Free Height
8	Spring	63-62	VS-446 Std Only	VINTAGE; Loc. Outer; 1.9800" Free Height

QTY	VALVE SEAL	YEARS	PART NO.	DESCRIPTION
8	Valve Stem Seal	63-62	MV-1233C Std Only	O-Ring; (RBB) Rubber
8	Valve Stem Seal	63-62	ST-2092 Std Only	Use w/O.E. guide; Positive type, Metal Clad; (RBB) Rubber
8	Valve Stem Seal	63-62	ST-2003 Std Only	Use w/O.E. guide; Positive type; Installation requires valve guide machining; (RBB) Rubber
8	Valve Stem Seal	63-62	MV-1903 Std Only	Use w/repair guide; Positive type; (RBB) Rubber
8	Valve Stem Seal Bulk	63-62	MV-1233 Std Only	O-Ring; Carton of 100; (RBB) Rubber
8	Valve Stem Seal Bulk	63-62	ST-2003BC Std Only	Use w/O.E. guide; Positive type; Installation requires valve guide machining; Carton of 100; (RBB) Rubber

QTY	VALVE, MISC	YEARS	PART NO.	DESCRIPTION
16	Keeper	63-62	VK-115A Std Only	1 groove; Square cut key groove; Carton pack 24
16	Keeper	63-62	VK-115 Std Only	1 groove; Square cut key groove; Carton pack 32
16	Keeper	63-62	VK-115R Std Only	1 groove; Square cut key groove; Hardened
16	Keeper, Bulk	63-62	VK-115B Std Only	1 groove; Square cut key groove; Carton of 1000
8	Spring Insert	63-62	259-301A Std Only	VINTAGE; .060"; Carton of 100

QTY	PISTON	YEARS	PART NO.	DESCRIPTION
4	Cast Piston	63-62	288P Std-30-40-60	VINTAGE; Cast; .9804" Pin Dia.; 2 Rings 5/64 Groove, 1 Ring 3/16 Groove, 1.700 CD, Flat Head w/4 valve reliefs - 10.1:1 C.R.
4	Cast Piston - Individual	63-62	W288P Std-30-40-60	VINTAGE; Cast; .9804" Pin Dia.; 2 Rings 5/64 Groove, 1 Ring 3/16 Groove, 1.700 CD, Flat Head w/4 valve reliefs - 10.1:1 C.R.

QTY	ENGINE BEARINGS	YEARS	PART NO.	DESCRIPTION
4	Rod Pair	63-62	1555CPA Std-10-20-30-40	VINTAGE
1	Cam Set	63	1220M Std Only	
1	Cam Set	62	1146M Std Only	VINTAGE

QTY	OIL PUMP	YEARS	PART NO.	DESCRIPTION
1	Oil Pump	63-62	224-43364S	High Pressure; 3/4" inlet tube; Incl. screen
1	Inter. Shaft	63-62	224-61236	

GM Car (Incl. Buick, Cad., Chev., Olds., Pontiac)

195 3.2L (3196cc) OHV L4 (8 Valve) (Pontiac), 4.0625" Bore (GMC Eng.), 4 Bbl. "Eng. Code 87Z" 1963-1962 21

QTY	TIMING	YEARS	PART NO.	DESCRIPTION
1	3 Piece Set	63-62	KT3-350S	VINTAGE; 223-305, 223-371 not sold separately; (1) 222-350; (1) 223-305; (1) 223-371
QTY	CAMSHAFT/LIFTER	YEARS	PART NO.	DESCRIPTION
8	Lifter	63-62	HT-951 Std Only	Hyd.
8	Lifter, Bulk	63-62	HT-951B Std Only	Hyd.; Carton of 128
QTY	PUSH ROD	YEARS	PART NO.	DESCRIPTION
8	Push Rod	63-62	RP-3164 Std-35-60	8.6930" O.A.L.
8	Push Rod	63-62	RP-3213R Std Only	Chrome-Moly; 8.6900" O.A.L.
QTY	VALVE	YEARS	PART NO.	DESCRIPTION
4	Intake	62	V-1532 Std Only	VINTAGE; 1.8820" Head Dia., 0.3409" Stem Dia., 4.8543" O.A.L.
QTY	VALVE SPRING	YEARS	PART NO.	DESCRIPTION
8	Spring	63-62	VS-445 Std Only	VINTAGE; Loc. Inner; 1.8120" Free Height
8	Spring	63-62	VS-446 Std Only	VINTAGE; Loc. Outer; 1.9800" Free Height
QTY	VALVE SEAL	YEARS	PART NO.	DESCRIPTION
8	Valve Stem Seal	63-62	MV-1233C Std Only	O-Ring; (RBB) Rubber
8	Valve Stem Seal	63-62	ST-2092 Std Only	Use w/O.E. guide; Positive type, Metal Clad; (RBB) Rubber
8	Valve Stem Seal	63-62	ST-2003 Std Only	Use w/O.E. guide; Positive type; Installation requires valve guide machining; (RBB) Rubber
8	Valve Stem Seal	63-62	MV-1903 Std Only	Use w/repair guide; Positive type; (RBB) Rubber
8	Valve Stem Seal Bulk	63-62	MV-1233 Std Only	O-Ring; Carton of 100; (RBB) Rubber
8	Valve Stem Seal Bulk	63-62	ST-2003BC Std Only	Use w/O.E. guide; Positive type; Installation requires valve guide machining; Carton of 100; (RBB) Rubber
QTY	VALVE, MISC	YEARS	PART NO.	DESCRIPTION
16	Keeper	63-62	VK-115A Std Only	1 groove; Square cut key groove; Carton pack 24
16	Keeper	63-62	VK-115 Std Only	1 groove; Square cut key groove; Carton pack 32
16	Keeper	63-62	VK-115R Std Only	1 groove; Square cut key groove; Hardened
16	Keeper, Bulk	63-62	VK-115B Std Only	1 groove; Square cut key groove; Carton of 1000
8	Spring Insert	63-62	259-301A Std Only	VINTAGE; .060"; Carton of 100
QTY	PISTON	YEARS	PART NO.	DESCRIPTION
4	Cast Piston	63-62	288P Std-30-40-60	VINTAGE; Cast; .9804" Pin Dia.; 2 Rings 5/64 Groove, 1 Ring 3/16 Groove, 1.700 CD, Flat Head w/4 valve reliefs - 10.1:1 C.R.
4	Cast Piston - Individual	63-62	W288P Std-30-40-60	VINTAGE; Cast; .9804" Pin Dia.; 2 Rings 5/64 Groove, 1 Ring 3/16 Groove, 1.700 CD, Flat Head w/4 valve reliefs - 10.1:1 C.R.
QTY	ENGINE BEARINGS	YEARS	PART NO.	DESCRIPTION
4	Rod Pair	63-62	1555CPA Std-10-20-30-40	VINTAGE
1	Cam Set	63	1220M Std Only	VINTAGE
1	Cam Set	62	1146M Std Only	VINTAGE
QTY	OIL PUMP	YEARS	PART NO.	DESCRIPTION
1	Oil Pump	63-62	224-43364S	High Pressure; 3/4" inlet tube; Incl. screen
1	Inter. Shaft	63-62	224-61236	

195 3.2L (3196cc) OHV L4 (8 Valve) (Pontiac), 4.0625" Bore (GMC Eng.), 1 Bbl. "Eng. Code 88Z" 1963-1962 22

QTY	TIMING	YEARS	PART NO.	DESCRIPTION
1	3 Piece Set	63-62	KT3-350S	VINTAGE; 223-305, 223-371 not sold separately; (1) 222-350; (1) 223-305; (1) 223-371
QTY	CAMSHAFT/LIFTER	YEARS	PART NO.	DESCRIPTION
8	Lifter	63-62	HT-951 Std Only	Hyd.
8	Lifter, Bulk	63-62	HT-951B Std Only	Hyd.; Carton of 128
QTY	PUSH ROD	YEARS	PART NO.	DESCRIPTION
8	Push Rod	63-62	RP-3164 Std-35-60	8.6930" O.A.L.
8	Push Rod	63-62	RP-3213R Std Only	Chrome-Moly; 8.6900" O.A.L.
QTY	VALVE	YEARS	PART NO.	DESCRIPTION
4	Intake	62	V-1532 Std Only	VINTAGE; 1.8820" Head Dia., 0.3409" Stem Dia., 4.8543" O.A.L.
QTY	VALVE SPRING	YEARS	PART NO.	DESCRIPTION
8	Spring	63-62	VS-445 Std Only	VINTAGE; Loc. Inner; 1.8120" Free Height
8	Spring	63-62	VS-446 Std Only	VINTAGE; Loc. Outer; 1.9800" Free Height
QTY	VALVE SEAL	YEARS	PART NO.	DESCRIPTION
8	Valve Stem Seal	63-62	MV-1233C Std Only	O-Ring; (RBB) Rubber
8	Valve Stem Seal	63-62	ST-2092 Std Only	Use w/O.E. guide; Positive type, Metal Clad; (RBB) Rubber
8	Valve Stem Seal	63-62	ST-2003 Std Only	Use w/O.E. guide; Positive type; Installation requires valve guide machining; (RBB) Rubber
8	Valve Stem Seal	63-62	MV-1903 Std Only	Use w/repair guide; Positive type; (RBB) Rubber
8	Valve Stem Seal Bulk	63-62	MV-1233 Std Only	O-Ring; Carton of 100; (RBB) Rubber

(continued on next page)

GM Car (Incl. Buick, Cad., Chev., Olds., Pontiac)

22 195 3.2L (3196cc) OHV L4 (8 Valve) (Pontiac), 4.0625" Bore (GMC Eng.), 1 Bbl. "Eng. Code 88Z" 1963-1962
(cont.)

	QTY	VALVE SEAL (cont.)	YEARS	PART NO.	DESCRIPTION
	8	Valve Stem Seal Bulk	63-62	ST-2003BC Std Only	Use w/O.E. guide; Positive type; Installation requires valve guide machining; Carton of 100; (RBB) Rubber
	16	Keeper	63-62	VK-115A Std Only	1 groove; Square cut key groove; Carton pack 24
	16	Keeper	63-62	VK-115 Std Only	1 groove; Square cut key groove; Carton pack 32
	16	Keeper	63-62	VK-115R Std Only	1 groove; Square cut key groove; Hardened
	16	Keeper, Bulk	63-62	VK-115B Std Only	1 groove; Square cut key groove; Carton of 1000
	8	Spring Insert	63-62	259-301A Std Only	VINTAGE; .060"; Carton of 100
BLOCK	4	Cast Piston	63-62	288P Std-30-40-60	VINTAGE; Cast; .9804" Pin Dia.; 2 Rings 5/64 Groove, 1 Ring 3/16 Groove, 1.700 CD, Flat Head w/4 valve reliefs - 10.1:1 C.R.
	4	Cast Piston - Individual	63-62	W288P Std-30-40-60	VINTAGE; Cast; .9804" Pin Dia.; 2 Rings 5/64 Groove, 1 Ring 3/16 Groove, 1.700 CD, Flat Head w/4 valve reliefs - 10.1:1 C.R.
	4	Rod Pair	63-62	1555CPA Std-10-20-30-40	VINTAGE
	1	Cam Set	63	1220M Std Only	
	1	Cam Set	62	1146M Std Only	VINTAGE
	1	Oil Pump	63-62	224-43364S	High Pressure; 3/4" inlet tube; Incl. screen
	1	Inter. Shaft	63-62	224-61236	

23 195 3.2L (3196cc) OHV L4 (8 Valve) (Pontiac), 4.0625" Bore (GMC Eng.), 1 Bbl. "Eng. Code 89Z" 1963-1962

	QTY	TIMING	YEARS	PART NO.	DESCRIPTION
	1	3 Piece Set	63-62	KT3-350S	VINTAGE; 223-305, 223-371 not sold separately; (1) 222-350; (1) 223-305; (1) 223-371
	8	Lifter	63-62	HT-951 Std Only	Hyd.
	8	Lifter, Bulk	63-62	HT-951B Std Only	Hyd.; Carton of 128
VALVE TRAIN	8	Push Rod	63-62	RP-3164 Std-35-60	8.6930" O.A.L.
	8	Push Rod	63-62	RP-3213R Std Only	Chrome-Moly; 8.6900" O.A.L.
	4	Intake	62	V-1532 Std Only	VINTAGE; 1.8820" Head Dia., 0.3409" Stem Dia., 4.8543" O.A.L.
	8	Spring	63-62	VS-445 Std Only	VINTAGE; Loc. Inner; 1.8120" Free Height
	8	Spring	63-62	VS-446 Std Only	VINTAGE; Loc. Outer; 1.9800" Free Height
	8	Valve Stem Seal	63-62	MV-1233C Std Only	O-Ring; (RBB) Rubber
	8	Valve Stem Seal	63-62	ST-2092 Std Only	Use w/O.E. guide; Positive type, Metal Clad; (RBB) Rubber
	8	Valve Stem Seal	63-62	ST-2003 Std Only	Use w/O.E. guide; Positive type; Installation requires valve guide machining; (RBB) Rubber
	8	Valve Stem Seal	63-62	MV-1903 Std Only	Use w/repair guide; Positive type; (RBB) Rubber
	8	Valve Stem Seal Bulk	63-62	MV-1233 Std Only	O-Ring; Carton of 100; (RBB) Rubber
	8	Valve Stem Seal Bulk	63-62	ST-2003BC Std Only	Use w/O.E. guide; Positive type; Installation requires valve guide machining; Carton of 100; (RBB) Rubber
BLOCK	16	Keeper	63-62	VK-115A Std Only	1 groove; Square cut key groove; Carton pack 24
	16	Keeper	63-62	VK-115 Std Only	1 groove; Square cut key groove; Carton pack 32
	16	Keeper	63-62	VK-115R Std Only	1 groove; Square cut key groove; Hardened
	16	Keeper, Bulk	63-62	VK-115B Std Only	1 groove; Square cut key groove; Carton of 1000
	8	Spring Insert	63-62	259-301A Std Only	VINTAGE; .060"; Carton of 100
	4	Cast Piston	63-62	288P Std-30-40-60	VINTAGE; Cast; .9804" Pin Dia.; 2 Rings 5/64 Groove, 1 Ring 3/16 Groove, 1.700 CD, Flat Head w/4 valve reliefs - 10.1:1 C.R.
	4	Cast Piston - Individual	63-62	W288P Std-30-40-60	VINTAGE; Cast; .9804" Pin Dia.; 2 Rings 5/64 Groove, 1 Ring 3/16 Groove, 1.700 CD, Flat Head w/4 valve reliefs - 10.1:1 C.R.
	4	Rod Pair	63-62	1555CPA Std-10-20-30-40	VINTAGE
1	Cam Set	63	1220M Std Only		
	1	Cam Set	62	1146M Std Only	VINTAGE
	1	Oil Pump	63-62	224-43364S	High Pressure; 3/4" inlet tube; Incl. screen

(continued on next page)

GM Car (Incl. Buick, Cad., Chev., Olds., Pontiac)

195 3.2L (3196cc) OHV L4 (8 Valve) (Pontiac), 4.0625" Bore (GMC Eng.), 1 Bbl. "Eng. Code 89Z" 1963-1962 23
(cont.)

QTY	OIL PUMP (cont.) Inter. Shaft	YEARS	PART NO.	DESCRIPTION
1		63-62	224-61236	

195 3.2L (3196cc) OHV L4 (8 Valve) (Pontiac), 4.0625" Bore (GMC Eng.), 1 Bbl. "Eng. Code DA" 1961 24

QTY	TIMING	YEARS	PART NO.	DESCRIPTION
1	3 Piece Set	61	KT3-350S	VINTAGE; 223-305, 223-371 not sold separately; (1) 222-350; (1) 223-305; (1) 223-371
8	CAMSHAFT/LIFTER	61	PART NO.	DESCRIPTION
	Lifter		HT-951 Std Only	Hyd.
8	Lifter, Bulk	61	HT-951B Std Only	Hyd.; Carton of 128
8	PUSH ROD	61	PART NO.	DESCRIPTION
	Push Rod		RP-3164 Std-35-60	8.6930" O.A.L.
8	Push Rod	61	RP-3213R Std Only	Chrome-Moly; 8.6900" O.A.L.
4	VALVE	61	PART NO.	DESCRIPTION
	Intake		V-1532 Std Only	VINTAGE; 1.8820" Head Dia., 0.3409" Stem Dia., 4.8543" O.A.L.
8	VALVE SPRING	61	PART NO.	DESCRIPTION
	Spring		VS-445 Std Only	VINTAGE; Loc. Inner; 1.8120" Free Height
8	Spring	61	VS-446 Std Only	VINTAGE; Loc. Outer; 1.9800" Free Height
8	VALVE SEAL	61	PART NO.	DESCRIPTION
	Valve Stem Seal		MV-1233C Std Only	O-Ring; (RBB) Rubber
8	Valve Stem Seal	61	ST-2092 Std Only	Use w/O.E. guide; Positive type, Metal Clad; (RBB) Rubber
8	Valve Stem Seal	61	ST-2003 Std Only	Use w/O.E. guide; Positive type; Installation requires valve guide machining; (RBB) Rubber
8	Valve Stem Seal	61	MV-1903 Std Only	Use w/repair guide; Positive type; (RBB) Rubber
8	Valve Stem Seal Bulk	61	MV-1233 Std Only	O-Ring; Carton of 100; (RBB) Rubber
8	Valve Stem Seal Bulk	61	ST-2003BC Std Only	Use w/O.E. guide; Positive type; Installation requires valve guide machining; Carton of 100; (RBB) Rubber
16	VALVE, MISC	61	PART NO.	DESCRIPTION
	Keeper		VK-115A Std Only	1 groove; Square cut key groove; Carton pack 24
16	Keeper	61	VK-115 Std Only	1 groove; Square cut key groove; Carton pack 32
16	Keeper	61	VK-115R Std Only	1 groove; Square cut key groove; Hardened
16	Keeper, Bulk	61	VK-115B Std Only	1 groove; Square cut key groove; Carton of 1000
8	Spring Insert	61	259-301A Std Only	VINTAGE; .060"; Carton of 100
4	PISTON	61	PART NO.	DESCRIPTION
	Cast Piston		288P Std-30-40-60	VINTAGE; Cast; .9804" Pin Dia.; 2 Rings 5/64 Groove, 1 Ring 3/16 Groove, 1.700 CD, Flat Head w/4 valve reliefs - 10.1:1 C.R.
4	Cast Piston - Individual	61	W288P Std-30-40-60	VINTAGE; Cast; .9804" Pin Dia.; 2 Rings 5/64 Groove, 1 Ring 3/16 Groove, 1.700 CD, Flat Head w/4 valve reliefs - 10.1:1 C.R.
4	ENGINE BEARINGS	61	PART NO.	DESCRIPTION
	Rod Pair		1555CPA Std-10-20-30-40	VINTAGE
1	Cam Set	61	1146M Std Only	VINTAGE
1	OIL PUMP	61	PART NO.	DESCRIPTION
	Oil Pump		224-43364S	High Pressure; 3/4" inlet tube; Incl. screen
1	Inter. Shaft	61	224-61236	

195 3.2L (3196cc) OHV L4 (8 Valve) (Pontiac), 4.0625" Bore (GMC Eng.), 1 Bbl. "Eng. Code DS" 1961 25

QTY	TIMING	YEARS	PART NO.	DESCRIPTION
1	3 Piece Set	61	KT3-350S	VINTAGE; 223-305, 223-371 not sold separately; (1) 222-350; (1) 223-305; (1) 223-371
8	CAMSHAFT/LIFTER	61	PART NO.	DESCRIPTION
	Lifter		HT-951 Std Only	Hyd.
8	Lifter, Bulk	61	HT-951B Std Only	Hyd.; Carton of 128
8	PUSH ROD	61	PART NO.	DESCRIPTION
	Push Rod		RP-3164 Std-35-60	8.6930" O.A.L.
8	Push Rod	61	RP-3213R Std Only	Chrome-Moly; 8.6900" O.A.L.
4	VALVE	61	PART NO.	DESCRIPTION
	Intake		V-1532 Std Only	VINTAGE; 1.8820" Head Dia., 0.3409" Stem Dia., 4.8543" O.A.L.
8	VALVE SPRING	61	PART NO.	DESCRIPTION
	Spring		VS-445 Std Only	VINTAGE; Loc. Inner; 1.8120" Free Height
8	Spring	61	VS-446 Std Only	VINTAGE; Loc. Outer; 1.9800" Free Height
8	VALVE SEAL	61	PART NO.	DESCRIPTION
	Valve Stem Seal		MV-1233C Std Only	O-Ring; (RBB) Rubber
8	Valve Stem Seal	61	ST-2092 Std Only	Use w/O.E. guide; Positive type, Metal Clad; (RBB) Rubber

(continued on next page)

GM Car (Incl. Buick, Cad., Chev., Olds., Pontiac)

25 195 3.2L (3196cc) OHV L4 (8 Valve) (Pontiac), 4.0625" Bore (GMC Eng.), 1 Bbl. "Eng. Code DS" 1961
(cont.)

QTY	VALVE SEAL (cont.)	YEARS	PART NO.	DESCRIPTION
8	Valve Stem Seal	61	ST-2003 Std Only	Use w/O.E. guide; Positive type; Installation requires valve guide machining; (RBB) Rubber
8	Valve Stem Seal	61	MV-1903 Std Only	Use w/repair guide; Positive type; (RBB) Rubber
8	Valve Stem Seal Bulk	61	MV-1233 Std Only	O-Ring; Carton of 100; (RBB) Rubber
8	Valve Stem Seal Bulk	61	ST-2003BC Std Only	Use w/O.E. guide; Positive type; Installation requires valve guide machining; Carton of 100; (RBB) Rubber
QTY	VALVE, MISC	YEARS	PART NO.	DESCRIPTION
16	Keeper	61	VK-115A Std Only	1 groove; Square cut key groove; Carton pack 24
16	Keeper	61	VK-115 Std Only	1 groove; Square cut key groove; Carton pack 32
16	Keeper	61	VK-115R Std Only	1 groove; Square cut key groove; Hardened
16	Keeper, Bulk	61	VK-115B Std Only	1 groove; Square cut key groove; Carton of 1000
8	Spring Insert	61	259-301A Std Only	VINTAGE; .060"; Carton of 100
QTY	PISTON	YEARS	PART NO.	DESCRIPTION
4	Cast Piston	61	288P Std-30-40-60	VINTAGE; Cast; .9804" Pin Dia.; 2 Rings 5/64 Groove, 1 Ring 3/16 Groove, 1.700 CD, Flat Head w/4 valve reliefs - 10.1:1 C.R.
4	Cast Piston - Individual	61	W288P Std-30-40-60	VINTAGE; Cast; .9804" Pin Dia.; 2 Rings 5/64 Groove, 1 Ring 3/16 Groove, 1.700 CD, Flat Head w/4 valve reliefs - 10.1:1 C.R.
QTY	ENGINE BEARINGS	YEARS	PART NO.	DESCRIPTION
4	Rod Pair	61	1555CPA Std-10-20-30-40	VINTAGE
1	Cam Set	61	1146M Std Only	VINTAGE
QTY	OIL PUMP	YEARS	PART NO.	DESCRIPTION
1	Oil Pump	61	224-43364S	High Pressure; 3/4" inlet tube; Incl. screen
1	Inter. Shaft	61	224-61236	

26 195 3.2L (3196cc) OHV L4 (8 Valve) (Pontiac), 4.0625" Bore (GMC Eng.), 1 Bbl. "Eng. Code OA" 1961

QTY	TIMING	YEARS	PART NO.	DESCRIPTION
1	3 Piece Set	61	KT3-350S	VINTAGE; 223-305, 223-371 not sold separately; (1) 222-350; (1) 223-305; (1) 223-371
QTY	CAMSHAFT/LIFTER	YEARS	PART NO.	DESCRIPTION
8	Lifter	61	HT-951 Std Only	Hyd.
8	Lifter, Bulk	61	HT-951B Std Only	Hyd.; Carton of 128
QTY	PUSH ROD	YEARS	PART NO.	DESCRIPTION
8	Push Rod	61	RP-3164 Std-35-60	8.6930" O.A.L.
8	Push Rod	61	RP-3213R Std Only	Chrome-Moly; 8.6900" O.A.L.
QTY	VALVE	YEARS	PART NO.	DESCRIPTION
4	Intake	61	V-1532 Std Only	VINTAGE; 1.8820" Head Dia., 0.3409" Stem Dia., 4.8543" O.A.L.
QTY	VALVE SPRING	YEARS	PART NO.	DESCRIPTION
8	Spring	61	VS-445 Std Only	VINTAGE; Loc. Inner; 1.8120" Free Height
8	Spring	61	VS-446 Std Only	VINTAGE; Loc. Outer; 1.9800" Free Height
QTY	VALVE SEAL	YEARS	PART NO.	DESCRIPTION
8	Valve Stem Seal	61	MV-1233C Std Only	O-Ring; (RBB) Rubber
8	Valve Stem Seal	61	ST-2092 Std Only	Use w/O.E. guide; Positive type, Metal Clad; (RBB) Rubber
8	Valve Stem Seal	61	ST-2003 Std Only	Use w/O.E. guide; Positive type; Installation requires valve guide machining; (RBB) Rubber
8	Valve Stem Seal	61	MV-1903 Std Only	Use w/repair guide; Positive type; (RBB) Rubber
8	Valve Stem Seal Bulk	61	MV-1233 Std Only	O-Ring; Carton of 100; (RBB) Rubber
8	Valve Stem Seal Bulk	61	ST-2003BC Std Only	Use w/O.E. guide; Positive type; Installation requires valve guide machining; Carton of 100; (RBB) Rubber
QTY	VALVE, MISC	YEARS	PART NO.	DESCRIPTION
16	Keeper	61	VK-115A Std Only	1 groove; Square cut key groove; Carton pack 24
16	Keeper	61	VK-115 Std Only	1 groove; Square cut key groove; Carton pack 32
16	Keeper	61	VK-115R Std Only	1 groove; Square cut key groove; Hardened
16	Keeper, Bulk	61	VK-115B Std Only	1 groove; Square cut key groove; Carton of 1000
8	Spring Insert	61	259-301A Std Only	VINTAGE; .060"; Carton of 100
QTY	PISTON	YEARS	PART NO.	DESCRIPTION
4	Cast Piston	61	288P Std-30-40-60	VINTAGE; Cast; .9804" Pin Dia.; 2 Rings 5/64 Groove, 1 Ring 3/16 Groove, 1.700 CD, Flat Head w/4 valve reliefs - 10.1:1 C.R.
4	Cast Piston - Individual	61	W288P Std-30-40-60	VINTAGE; Cast; .9804" Pin Dia.; 2 Rings 5/64 Groove, 1 Ring 3/16 Groove, 1.700 CD, Flat Head w/4 valve reliefs - 10.1:1 C.R.
QTY	ENGINE BEARINGS	YEARS	PART NO.	DESCRIPTION
4	Rod Pair	61	1555CPA Std-10-20-30-40	VINTAGE
1	Cam Set	61	1146M Std Only	VINTAGE

(continued on next page)

GM Car (Incl. Buick, Cad., Chev., Olds., Pontiac)

195 3.2L (3196cc) OHV L4 (8 Valve) (Pontiac), 4.0625" Bore (GMC Eng.), 1 Bbl. "Eng. Code OA" 1961 26
(cont.)

QTY	OIL PUMP	YEARS	PART NO.	DESCRIPTION
1	Oil Pump	61	224-43364S	High Pressure; 3/4" inlet tube; Incl. screen
1	Inter. Shaft	61	224-61236	

195 3.2L (3196cc) OHV L4 (8 Valve) (Pontiac), 4.0625" Bore (GMC Eng.), 1 Bbl. "Eng. Code OS" 1961 27

QTY	TIMING	YEARS	PART NO.	DESCRIPTION	
1	3 Piece Set	61	KT3-350S	VINTAGE; 223-305, 223-371 not sold separately; (1) 222-350; (1) 223-305; (1) 223-371	
8	Lifter	61	HT-951 Std Only	Hyd. Hyd.; Carton of 128	
8	Lifter, Bulk	61	HT-951B Std Only		
8	PUSH ROD	61	RP-3164 Std-35-60	8.6930" O.A.L. Chrome-Moly; 8.6900" O.A.L.	
8	Push Rod	61	RP-3213R Std Only		
4	VALVE	61	V-1532 Std Only	VINTAGE; 1.8820" Head Dia., 0.3409" Stem Dia., 4.8543" O.A.L.	
8	VALVE SPRING	61	VS-445 Std Only	VINTAGE; Loc. Inner; 1.8120" Free Height VINTAGE; Loc. Outer; 1.9800" Free Height	
8	Spring	61	VS-446 Std Only		
8	VALVE SEAL	61	MV-1233C Std Only	O-Ring; (RBB) Rubber Use w/O.E. guide; Positive type, Metal Clad; (RBB) Rubber Use w/O.E. guide; Positive type; Installation requires valve guide machining; (RBB) Rubber Use w/repair guide; Positive type; (RBB) Rubber O-Ring; Carton of 100; (RBB) Rubber Use w/O.E. guide; Positive type; Installation requires valve guide machining; Carton of 100; (RBB) Rubber	
8	Valve Stem Seal	61	ST-2092 Std Only		
8	Valve Stem Seal	61	ST-2003 Std Only		
8	Valve Stem Seal	61	MV-1903 Std Only		
8	Valve Stem Seal Bulk	61	MV-1233 Std Only		
8	Valve Stem Seal Bulk	61	ST-2003BC Std Only		
16	VALVE, MISC	61	VK-115A Std Only		1 groove; Square cut key groove; Carton pack 24 1 groove; Square cut key groove; Carton pack 32 1 groove; Square cut key groove; Hardened 1 groove; Square cut key groove; Carton of 1000 VINTAGE; .060"; Carton of 100
16	Keeper	61	VK-115 Std Only		
16	Keeper	61	VK-115R Std Only		
16	Keeper, Bulk	61	VK-115B Std Only		
8	Spring Insert	61	259-301A Std Only		
4	PISTON	61	288P Std-30-40-60	VINTAGE; Cast; .9804" Pin Dia.; 2 Rings 5/64 Groove, 1 Ring 3/16 Groove, 1.700 CD, Flat Head w/4 valve reliefs - 10.1:1 C.R. VINTAGE; Cast; .9804" Pin Dia.; 2 Rings 5/64 Groove, 1 Ring 3/16 Groove, 1.700 CD, Flat Head w/4 valve reliefs - 10.1:1 C.R.	
4	Cast Piston - Individual	61	W288P Std-30-40-60		
4	ENGINE BEARINGS	61	1555CPA Std-10-20-30-40	VINTAGE	
1	Cam Set	61	1146M Std Only	VINTAGE	
1	OIL PUMP	61	224-43364S	High Pressure; 3/4" inlet tube; Incl. screen	
1	Inter. Shaft	61	224-61236		

195 3.2L (3196cc) OHV L4 (8 Valve) (Pontiac), 4.0625" Bore (GMC Eng.), 4 Bbl. "Eng. Code XA" 1961 28

QTY	TIMING	YEARS	PART NO.	DESCRIPTION
1	3 Piece Set	61	KT3-350S	VINTAGE; 223-305, 223-371 not sold separately; (1) 222-350; (1) 223-305; (1) 223-371
8	Lifter	61	HT-951 Std Only	Hyd. Hyd.; Carton of 128
8	Lifter, Bulk	61	HT-951B Std Only	
8	PUSH ROD	61	RP-3164 Std-35-60	8.6930" O.A.L. Chrome-Moly; 8.6900" O.A.L.
8	Push Rod	61	RP-3213R Std Only	
4	VALVE	61	V-1532 Std Only	VINTAGE; 1.8820" Head Dia., 0.3409" Stem Dia., 4.8543" O.A.L.
8	VALVE SPRING	61	VS-445 Std Only	VINTAGE; Loc. Inner; 1.8120" Free Height VINTAGE; Loc. Outer; 1.9800" Free Height
8	Spring	61	VS-446 Std Only	
8	VALVE SEAL	61	MV-1233C Std Only	O-Ring; (RBB) Rubber

(continued on next page)

GM Car (Incl. Buick, Cad., Chev., Olds., Pontiac)

28 195 3.2L (3196cc) OHV L4 (8 Valve) (Pontiac), 4.0625" Bore (GMC Eng.), 4 Bbl. "Eng. Code XA" 1961
(cont.)

QTY	VALVE SEAL (cont.)	YEARS	PART NO.	DESCRIPTION
8	Valve Stem Seal	61	ST-2092 Std Only	Use w/O.E. guide; Positive type, Metal Clad; (RBB) Rubber
8	Valve Stem Seal	61	ST-2003 Std Only	Use w/O.E. guide; Positive type; Installation requires valve guide machining; (RBB) Rubber
8	Valve Stem Seal	61	MV-1903 Std Only	Use w/repair guide; Positive type; (RBB) Rubber
8	Valve Stem Seal Bulk	61	MV-1233 Std Only	O-Ring; Carton of 100; (RBB) Rubber
8	Valve Stem Seal Bulk	61	ST-2003BC Std Only	Use w/O.E. guide; Positive type; Installation requires valve guide machining; Carton of 100; (RBB) Rubber
QTY	VALVE, MISC	YEARS	PART NO.	DESCRIPTION
16	Keeper	61	VK-115A Std Only	1 groove; Square cut key groove; Carton pack 24
16	Keeper	61	VK-115 Std Only	1 groove; Square cut key groove; Carton pack 32
16	Keeper	61	VK-115R Std Only	1 groove; Square cut key groove; Hardened
16	Keeper, Bulk	61	VK-115B Std Only	1 groove; Square cut key groove; Carton of 1000
8	Spring Insert	61	259-301A Std Only	VINTAGE; .060"; Carton of 100
QTY	PISTON	YEARS	PART NO.	DESCRIPTION
4	Cast Piston	61	288P Std-30-40-60	VINTAGE; Cast; .9804" Pin Dia.; 2 Rings 5/64 Groove, 1 Ring 3/16 Groove, 1.700 CD, Flat Head w/4 valve reliefs - 10.1:1 C.R.
4	Cast Piston - Individual	61	W288P Std-30-40-60	VINTAGE; Cast; .9804" Pin Dia.; 2 Rings 5/64 Groove, 1 Ring 3/16 Groove, 1.700 CD, Flat Head w/4 valve reliefs - 10.1:1 C.R.
QTY	ENGINE BEARINGS	YEARS	PART NO.	DESCRIPTION
4	Rod Pair	61	1555CPA Std-10-20-30-40	VINTAGE
1	Cam Set	61	1146M Std Only	VINTAGE
QTY	OIL PUMP	YEARS	PART NO.	DESCRIPTION
1	Oil Pump	61	224-43364S	High Pressure; 3/4" inlet tube; Incl. screen
1	Inter. Shaft	61	224-61236	

29 195 3.2L (3196cc) OHV L4 (8 Valve) (Pontiac), 4.0625" Bore (GMC Eng.), 4 Bbl. "Eng. Code XS" 1961

QTY	TIMING	YEARS	PART NO.	DESCRIPTION
1	3 Piece Set	61	KT3-350S	VINTAGE; 223-305, 223-371 not sold separately; (1) 222-350; (1) 223-305; (1) 223-371
QTY	CAMSHAFT/LIFTER	YEARS	PART NO.	DESCRIPTION
8	Lifter	61	HT-951 Std Only	Hyd.
8	Lifter, Bulk	61	HT-951B Std Only	Hyd.; Carton of 128
QTY	PUSH ROD	YEARS	PART NO.	DESCRIPTION
8	Push Rod	61	RP-3164 Std-35-60	8.6930" O.A.L.
8	Push Rod	61	RP-3213R Std Only	Chrome-Moly; 8.6900" O.A.L.
QTY	VALVE	YEARS	PART NO.	DESCRIPTION
4	Intake	61	V-1532 Std Only	VINTAGE; 1.8820" Head Dia., 0.3409" Stem Dia., 4.8543" O.A.L.
QTY	VALVE SPRING	YEARS	PART NO.	DESCRIPTION
8	Spring	61	VS-445 Std Only	VINTAGE; Loc. Inner; 1.8120" Free Height
8	Spring	61	VS-446 Std Only	VINTAGE; Loc. Outer; 1.9800" Free Height
QTY	VALVE SEAL	YEARS	PART NO.	DESCRIPTION
8	Valve Stem Seal	61	MV-1233C Std Only	O-Ring; (RBB) Rubber
8	Valve Stem Seal	61	ST-2092 Std Only	Use w/O.E. guide; Positive type, Metal Clad; (RBB) Rubber
8	Valve Stem Seal	61	ST-2003 Std Only	Use w/O.E. guide; Positive type; Installation requires valve guide machining; (RBB) Rubber
8	Valve Stem Seal	61	MV-1903 Std Only	Use w/repair guide; Positive type; (RBB) Rubber
8	Valve Stem Seal Bulk	61	MV-1233 Std Only	O-Ring; Carton of 100; (RBB) Rubber
8	Valve Stem Seal Bulk	61	ST-2003BC Std Only	Use w/O.E. guide; Positive type; Installation requires valve guide machining; Carton of 100; (RBB) Rubber
QTY	VALVE, MISC	YEARS	PART NO.	DESCRIPTION
16	Keeper	61	VK-115A Std Only	1 groove; Square cut key groove; Carton pack 24
16	Keeper	61	VK-115 Std Only	1 groove; Square cut key groove; Carton pack 32
16	Keeper	61	VK-115R Std Only	1 groove; Square cut key groove; Hardened
16	Keeper, Bulk	61	VK-115B Std Only	1 groove; Square cut key groove; Carton of 1000
8	Spring Insert	61	259-301A Std Only	VINTAGE; .060"; Carton of 100
QTY	PISTON	YEARS	PART NO.	DESCRIPTION
4	Cast Piston	61	288P Std-30-40-60	VINTAGE; Cast; .9804" Pin Dia.; 2 Rings 5/64 Groove, 1 Ring 3/16 Groove, 1.700 CD, Flat Head w/4 valve reliefs - 10.1:1 C.R.
4	Cast Piston - Individual	61	W288P Std-30-40-60	VINTAGE; Cast; .9804" Pin Dia.; 2 Rings 5/64 Groove, 1 Ring 3/16 Groove, 1.700 CD, Flat Head w/4 valve reliefs - 10.1:1 C.R.
QTY	ENGINE BEARINGS	YEARS	PART NO.	DESCRIPTION
4	Rod Pair	61	1555CPA Std-10-20-30-40	VINTAGE

(continued on next page)

GM Car (Incl. Buick, Cad., Chev., Olds., Pontiac)

195 3.2L (3196cc) OHV L4 (8 Valve) (Pontiac), 4.0625" Bore (GMC Eng.), 4 Bbl. "Eng. Code XS" 1961 29
(cont.)

QTY	ENGINE BEARINGS	YEARS	PART NO.	DESCRIPTION
1	(cont.) Cam Set	61	1146M Std Only	VINTAGE
1	OIL PUMP	YEARS	PART NO.	DESCRIPTION
1	Oil Pump	61	224-43364S	High Pressure; 3/4" inlet tube; Incl. screen
1	Inter. Shaft	61	224-61236	

195 3.2L (3196cc) OHV L4 (8 Valve) (Pontiac), 4.0625" Bore (GMC Eng.), 1 Bbl. "Eng. Code ZA" 1961 30

VALVE TRAIN

VALVE TRAIN

1	TIMING	YEARS	PART NO.	DESCRIPTION
1	3 Piece Set	61	KT3-350S	VINTAGE; 223-305, 223-371 not sold separately; (1) 222-350; (1) 223-305; (1) 223-371
8	CAMSHAFT/LIFTER	YEARS	PART NO.	DESCRIPTION
8	Lifter	61	HT-951 Std Only	Hyd.
8	Lifter, Bulk	61	HT-951B Std Only	Hyd.; Carton of 128
8	PUSH ROD	YEARS	PART NO.	DESCRIPTION
8	Push Rod	61	RP-3164 Std-35-60	8.6930" O.A.L.
8	Push Rod	61	RP-3213R Std Only	Chrome-Moly; 8.6900" O.A.L.
4	VALVE	YEARS	PART NO.	DESCRIPTION
4	Intake	61	V-1532 Std Only	VINTAGE; 1.8820" Head Dia., 0.3409" Stem Dia., 4.8543" O.A.L.
8	VALVE SPRING	YEARS	PART NO.	DESCRIPTION
8	Spring	61	VS-445 Std Only	VINTAGE; Loc. Inner; 1.8120" Free Height
8	Spring	61	VS-446 Std Only	VINTAGE; Loc. Outer; 1.9800" Free Height
8	VALVE SEAL	YEARS	PART NO.	DESCRIPTION
8	Valve Stem Seal	61	MV-1233C Std Only	O-Ring; (RBB) Rubber
8	Valve Stem Seal	61	ST-2092 Std Only	Use w/O.E. guide; Positive type, Metal Clad; (RBB) Rubber
8	Valve Stem Seal	61	ST-2003 Std Only	Use w/O.E. guide; Positive type; Installation requires valve guide machining; (RBB) Rubber
8	Valve Stem Seal	61	MV-1903 Std Only	Use w/repair guide; Positive type; (RBB) Rubber
8	Valve Stem Seal Bulk	61	MV-1233 Std Only	O-Ring; Carton of 100; (RBB) Rubber
8	Valve Stem Seal Bulk	61	ST-2003BC Std Only	Use w/O.E. guide; Positive type; Installation requires valve guide machining; Carton of 100; (RBB) Rubber
16	VALVE, MISC	YEARS	PART NO.	DESCRIPTION
16	Keeper	61	VK-115A Std Only	1 groove; Square cut key groove; Carton pack 24
16	Keeper	61	VK-115 Std Only	1 groove; Square cut key groove; Carton pack 32
16	Keeper	61	VK-115R Std Only	1 groove; Square cut key groove; Hardened
16	Keeper, Bulk	61	VK-115B Std Only	1 groove; Square cut key groove; Carton of 1000
8	Spring Insert	61	259-301A Std Only	VINTAGE; .060"; Carton of 100

BLOCK

BLOCK

4	PISTON	YEARS	PART NO.	DESCRIPTION
4	Cast Piston	61	288P Std-30-40-60	VINTAGE; Cast; .9804" Pin Dia.; 2 Rings 5/64 Groove, 1 Ring 3/16 Groove, 1.700 CD, Flat Head w/4 valve reliefs - 10.1:1 C.R.
4	Cast Piston - Individual	61	W288P Std-30-40-60	VINTAGE; Cast; .9804" Pin Dia.; 2 Rings 5/64 Groove, 1 Ring 3/16 Groove, 1.700 CD, Flat Head w/4 valve reliefs - 10.1:1 C.R.
4	ENGINE BEARINGS	YEARS	PART NO.	DESCRIPTION
4	Rod Pair	61	1555CPA Std-10-20-30-40	VINTAGE
1	Cam Set	61	1146M Std Only	VINTAGE
1	OIL PUMP	YEARS	PART NO.	DESCRIPTION
1	Oil Pump	61	224-43364S	High Pressure; 3/4" inlet tube; Incl. screen
1	Inter. Shaft	61	224-61236	

195 3.2L (3196cc) OHV L4 (8 Valve) (Pontiac), 4.0625" Bore (GMC Eng.), 1 Bbl. "Eng. Code ZS" 1961 31

1	TIMING	YEARS	PART NO.	DESCRIPTION
1	3 Piece Set	61	KT3-350S	VINTAGE; 223-305, 223-371 not sold separately; (1) 222-350; (1) 223-305; (1) 223-371
8	CAMSHAFT/LIFTER	YEARS	PART NO.	DESCRIPTION
8	Lifter	61	HT-951 Std Only	Hyd.
8	Lifter, Bulk	61	HT-951B Std Only	Hyd.; Carton of 128
8	PUSH ROD	YEARS	PART NO.	DESCRIPTION
8	Push Rod	61	RP-3164 Std-35-60	8.6930" O.A.L.
8	Push Rod	61	RP-3213R Std Only	Chrome-Moly; 8.6900" O.A.L.
4	VALVE	YEARS	PART NO.	DESCRIPTION
4	Intake	61	V-1532 Std Only	VINTAGE; 1.8820" Head Dia., 0.3409" Stem Dia., 4.8543" O.A.L.
8	VALVE SPRING	YEARS	PART NO.	DESCRIPTION
8	Spring	61	VS-445 Std Only	VINTAGE; Loc. Inner; 1.8120" Free Height

(continued on next page)

GM Car (Incl. Buick, Cad., Chev., Olds., Pontiac)

31 195 3.2L (3196cc) OHV L4 (8 Valve) (Pontiac), 4.0625" Bore (GMC Eng.), 1 Bbl. "Eng. Code ZS" 1961
(cont.)

VALVE TRAIN	QTY	VALVE SPRING (cont.)	YEARS	PART NO.	DESCRIPTION	VALVE TRAIN
	8	Spring	61	VS-446 Std Only	VINTAGE; Loc. Outer; 1.9800" Free Height	
	8	Valve Stem Seal	61	MV-1233C Std Only	O-Ring; (RBB) Rubber	
	8	Valve Stem Seal	61	ST-2092 Std Only	Use w/O.E. guide; Positive type, Metal Clad; (RBB) Rubber	
	8	Valve Stem Seal	61	ST-2003 Std Only	Use w/O.E. guide; Positive type; Installation requires valve guide machining; (RBB) Rubber	
	8	Valve Stem Seal	61	MV-1903 Std Only	Use w/repair guide; Positive type; (RBB) Rubber	
	8	Valve Stem Seal Bulk	61	MV-1233 Std Only	O-Ring; Carton of 100; (RBB) Rubber	
	8	Valve Stem Seal Bulk	61	ST-2003BC Std Only	Use w/O.E. guide; Positive type; Installation requires valve guide machining; Carton of 100; (RBB) Rubber	
	16	Keeper	61	VK-115A Std Only	1 groove; Square cut key groove; Carton pack 24	
	16	Keeper	61	VK-115 Std Only	1 groove; Square cut key groove; Carton pack 32	
	16	Keeper	61	VK-115R Std Only	1 groove; Square cut key groove; Hardened	
	16	Keeper, Bulk	61	VK-115B Std Only	1 groove; Square cut key groove; Carton of 1000	
	8	Spring Insert	61	259-301A Std Only	VINTAGE; .060"; Carton of 100	
	4	Cast Piston	61	288P Std-30-40-60	VINTAGE; Cast; .9804" Pin Dia.; 2 Rings 5/64 Groove, 1 Ring 3/16 Groove, 1.700 CD, Flat Head w/4 valve reliefs - 10.1:1 C.R.	
	4	Cast Piston - Individual	61	W288P Std-30-40-60	VINTAGE; Cast; .9804" Pin Dia.; 2 Rings 5/64 Groove, 1 Ring 3/16 Groove, 1.700 CD, Flat Head w/4 valve reliefs - 10.1:1 C.R.	
	4	Rod Pair	61	1555CPA Std-10-20-30-40	VINTAGE	
	1	Cam Set	61	1146M Std Only	VINTAGE	
	1	Oil Pump	61	224-43364S	High Pressure; 3/4" inlet tube; Incl. screen	
	1	Inter. Shaft	61	224-61236		

32 196 3.2L (3212cc) OHV V6 (12 Valve) (Buick), 3.5" Bore (GMC Eng.), 2 Bbl. "VIN C" 1979-1978

VALVE TRAIN	QTY	TIMING	YEARS	PART NO.	DESCRIPTION	VALVE TRAIN
	1	3 Piece Set	79-78	KT3-359SA1	(1) 222-359; (1) 223-323; (1) 223-610	
	1	Timing Chain	79-78	222-359	54 Links	
	1	Timing Chain Tensioner	79-78	222-44CT	Loc. R.H.; Incl. spring	
	1	Crank Sprocket	79-78	223-323	20 Teeth	
	1	Cam Sprocket	79-78	223-610	40 Teeth	
	1	Camshaft	79	CS-702	Hydraulic, (050) Duration at .050 Lobe Lift, 194 Exh., 188 Int., 107 Degrees Lobe Separation	
	1	Thrust Button	79-78	MR-1874 Std Only	w/Spring; Steel button	
	1	Prelube		55-403 Std Only	1.5 oz. packet	
	1	Prelube		55-400 Std Only	4 oz. bottle; 1.5 oz. packet No. 55-403 also avail.	
	12	Lifter	79-78	HT-969 Std Only	Hyd.; w/.440" wide oil groove	
	12	Lifter	79-78	HT-969R Std Only	Speed-Pro Hi-Revolution Hyd.	
	12	Lifter, Bulk	79-78	HT-969B Std Only	Hyd.; Carton of 128	
	12	Lifter, Bulk	79-78	HT-969RB Std Only	Speed-Pro Hi-Revolution Hyd.; Carton of 128	
	1	Cam/Lifter Kit	79	KC-702	Hyd.; (1) 55-403B; (1) CS-702; (12) HT-969	
	1	Cam/Lifter/Timing Kit	79	KCT-702	Hyd.; (1) 55-403B; (1) CS-702; (12) HT-969; (1) KT3-359SA1	
	12	Push Rod	79-78	RP-3164 Std-35-60	8.6930" O.A.L.	
	12	Push Rod	79-78	RP-3213R Std Only	Chrome-Moly; 8.6900" O.A.L.	
	6	Arm Assy.	79-78	R-870 Std Only	Loc. Left; Incl. arm & retainer; Stamped steel	
	6	Arm	79-78	R-870W Std Only	Loc. Left; Stamped steel	
	6	Retainer	79-78	MR-1829 Std Only	Loc. Left	
	6	Exhaust	79	V-4168 Std-15	Chrome plated stem; 1.5000" Head Dia., 0.3408" Stem Dia., 4.7180" O.A.L.	
	6	Intake	79	V-2117 Std-15	Chrome plated stem; 1.7100" Head Dia., 0.3407" Stem Dia., 4.7130" O.A.L.	
	6	Guide	79-78	VG-5034 Std Only	Loc. Exh.; Cut to fit; 0.3430" ID, 2.5000" O.A.L.	
	12	Spring	79-78	VS-744 Std Only	2.0200" Free Height	

(continued on next page)

GM Car (Incl. Buick, Cad., Chev., Olds., Pontiac)

196 3.2L (3212cc) OHV V6 (12 Valve) (Buick), 3.5" Bore (GMC Eng.), 2 Bbl. "VIN C" 1979-1978 32
(cont.)

	QTY	VALVE SEAL	YEARS	PART NO.	DESCRIPTION
VALVE TRAIN	12	Valve Stem Seal	79-78	ST-2001 Std Only	Not to be used on valves w/undercut stem; Positive type; Installation requires valve guide machining; (RBBTF) Rubber/PTFE
	12	Valve Stem Seal Bulk	79-78	ST-2001BC Std Only	Not to be used on valves w/undercut stem; Positive type; Installation requires valve guide machining; Carton of 100; (RBBTF) Rubber/PTFE
	6	Seat	79	245-1562-2 Std Only	Loc. Exh.; 1.5675" OD, 1.3125" ID, 0.2480" Depth
	6	Seat	79	245-1562-2N Std Only	Loc. Exh.; Premium Material; 1.5675" OD, 1.3125" ID, 0.2480" Depth
	6	Seat	79	245-1812-3 Std Only	Loc. Int.; 1.8175" OD, 1.5000" ID, 0.2160" Depth
	6	Seat	78	245-1500-1 Std Only	Loc. Exh.; 1.5045" OD, 1.2500" ID, 0.2160" Depth
	6	Seat	78	245-1500-1N Std Only	Loc. Exh.; Premium Material; 1.5045" OD, 1.2500" ID, 0.2160" Depth
	6	Seat	78	245-1750-1N Std Only	Loc. Int.; Premium Material; 1.7555" OD, 1.5000" ID, 0.2480" Depth
	6	Seat	78	245-1750-1 Std Only	VINTAGE; Loc. Int.; 1.7555" OD, 1.5000" ID, 0.2480" Depth
	6	Seat	78	245-1750-1 Std Only	VINTAGE; Loc. Int.; 1.7555" OD, 1.5000" ID, 0.2480" Depth
BLOCK	24	Keeper	79-78	VK-115A Std Only	1 groove; Square cut key groove; Carton pack 24
	24	Keeper	79-78	VK-115 Std Only	1 groove; Square cut key groove; Carton pack 32
	24	Keeper	79-78	VK-115R Std Only	1 groove; Square cut key groove; Hardened
	24	Keeper, Bulk	79-78	VK-115B Std Only	1 groove; Square cut key groove; Carton of 1000
	12	Spring Insert	79-78	259-201B Std Only	.030"; Carton of 100
	12	Spring Insert	79-78	259-201A Std Only	.060"; Carton of 100
	12	Spring Insert	79-78	259-201ARS Std Only	.060"; Carton of 500
	1	Premium Set	79-78	E-197K Std-20-40	VINTAGE; 2-5/64, 1-3/16; Premium Moly
	1	Standard Set	79-78	E-197X Std-30-40-60	VINTAGE; 2-5/64, 1-3/16; Iron
	6	Repair Sleeve	79-78	SL-15M Std Only	VINTAGE; 3/32" wall, Must be cut to correct length
BLOCK	1	Main Set	79-78	7144MA Std-10-20-30-40	A-Series aluminum bearings
	1	Main Set	79-78	7150MA 10 10-20	A-Series aluminum bearings; .020" O/S length flange brg.
	1	Rod Set	79-78	6-3755A Std-10-20-30-40	A-Series aluminum bearings; .659" O.A.L.
	1	Rod Set	79-78	6-3755A 10X2 10X2	A-Series aluminum bearings; Use in .002" O/S Rod Bore; .659" O.A.L.
	6	Rod Pair	79-78	3755A Std-1-10-20-30	A-Series aluminum bearings; .659" O.A.L.
	1	Cam Set	79-78	1462M Std Only	Babbitt material
	1	Pump Repair Kit	79-78	224-51382	Exc. Buick Regal Sport
	1	Pump Repair Kit	79-78	224-518	Gear type
	1	Pump Repair Kit	79-78	224-518V	High Volume; Installation may require timing cover removal
	1	Pump Repair Kit	79-78	224-518TP	Thrust plate kit; Provides new wear surface for scored or worn housing cover; Contains necessary screws, gskts. and instructions
BLOCK	1	Kit Gasket Set	79-78	260-1032	Int. manifold gskt. not incl.; Premium valve stem seals incl.
	1	Valley Pan Gasket Set	79	260-4006	
	1	Brass Block Plug Kit	79-78	381-8035	
	1	Steel Block Plug Kit	79-78	381-4023	
	1	Brass Deep Cup Freeze Plug	79-78	381-9007	1.125" Diameter
	1	Brass Deep Cup Freeze Plug	79-78	381-9002	1.500" Diameter, 0.375" Height
	1	Steel Deep Cup Freeze Plug	79-78	381-3025	1.125" Diameter
	1	Steel Deep Cup Freeze Plug	79-78	381-3133	1.500" Diameter, 0.375" Height
	1	Steel Deep Cup Freeze Plug	79-78	381-3054	19/32" Diameter
	1	Steel Shallow Cup Freeze Plug	79-78	381-2172	1.922" Diameter

198 3.2L (3245cc) OHV V6 (12 Valve) (Buick), 3.625" Bore (GMC Eng.), 2 Bbl. "Eng. Code 6I" 1962 33

	QTY	TIMING	YEARS	PART NO.	DESCRIPTION
	1	3 Piece Set	62	KT3-359S	VINTAGE; (1) 222-359; (1) 223-323; (1) 223-334
	1	Timing Chain	62	222-359	54 Links
	1	Crank Sprocket	62	223-323	20 Teeth
BLOCK	12	Lifter	62	HT-896 Std Only	VINTAGE; Hyd.
	12	Lifter, Bulk	62	HT-896B Std Only	VINTAGE; Hyd.; Carton of 126
12	Push Rod	62	RP-3300 Std Only	VINTAGE; 8.4460" O.A.L.	

(continued on next page)

GM Car (Incl. Buick, Cad., Chev., Olds., Pontiac)

33 198 3.2L (3245cc) OHV V6 (12 Valve) (Buick), 3.625" Bore (GMC Eng.), 2 Bbl. "Eng. Code 6I" 1962
(cont.)

VALVE TRAIN	QTY	VALVE	YEARS	PART NO.	DESCRIPTION	VALVE TRAIN
	6	Exhaust	62	V-1550 Std Only	VINTAGE; 1.3110" Head Dia., 0.3392" Stem Dia., 4.6063" O.A.L.	
	12	Spring	62	VS-521 Std Only	Incl. damper; 2.1090" Free Height	
	12	Valve Stem Seal	62	ST-2001 Std Only	Not to be used on valves w/undercut stem; Positive type; Installation requires valve guide machining; (RBBTF) Rubber/PTFE	
	12	Valve Stem Seal Bulk	62	ST-2001BC Std Only	Not to be used on valves w/undercut stem; Positive type; Installation requires valve guide machining; Carton of 100; (RBBTF) Rubber/PTFE	
	6	Seat	62	245-1625-1 Std Only	Loc. Int.; 1.6300" OD, 1.3750" ID, 0.2160" Depth	
	6	Seat	62	245-1625-1N Std Only	Loc. Int.; Premium Material; 1.6300" OD, 1.3750" ID, 0.2160" Depth	
	6	Seat	62	245-1375-4 Std Only	VINTAGE; Loc. Exh.; 1.3795" OD, 1.1250" ID, 0.1855" Depth	
	6	Spring Insert	62	259-201B Std Only	.030"; Carton of 100	
	6	Spring Insert	62	259-201A Std Only	.060"; Carton of 100	
	6	Spring Insert	62	259-201ARS Std Only	.060"; Carton of 500	
	1	Repair Sleeve	62	SL-17M Std Only	VINTAGE; 3/32" wall, must be cut to correct length & notched	
	1	Rod Set	62	6-2500RAA Std-10-20-30-40	VINTAGE; A-Series aluminum bearings	
	6	Rod Pair	62	2500RAA Std-2-10-20-30-40	A-Series aluminum bearings	
	1	Cam Set	62	1205M Std Only	VINTAGE	

34 198 3.2L (3245cc) OHV V6 (12 Valve) (Buick), 3.625" Bore (GMC Eng.), 2 Bbl. "Eng. Code JL" 1963

VALVE TRAIN	QTY	TIMING	YEARS	PART NO.	DESCRIPTION	VALVE TRAIN
	1	3 Piece Set	63	KT3-359S	VINTAGE; (1) 222-359; (1) 223-323; (1) 223-334	
	1	Timing Chain	63	222-359	54 Links	
	1	Crank Sprocket	63	223-323	20 Teeth	
	12	Lifter	63	HT-896 Std Only	VINTAGE; Hyd.	
	12	Lifter, Bulk	63	HT-896B Std Only	VINTAGE; Hyd.; Carton of 126	
	12	Push Rod	63	RP-3300 Std Only	VINTAGE; 8.4460" O.A.L.	
	6	Exhaust	63	V-1550 Std Only	VINTAGE; 1.3110" Head Dia., 0.3392" Stem Dia., 4.6063" O.A.L.	
	12	Spring	63	VS-521 Std Only	Incl. damper; 2.1090" Free Height	
	12	Valve Stem Seal	63	ST-2001 Std Only	Not to be used on valves w/undercut stem; Positive type; Installation requires valve guide machining; (RBBTF) Rubber/PTFE	
	12	Valve Stem Seal Bulk	63	ST-2001BC Std Only	Not to be used on valves w/undercut stem; Positive type; Installation requires valve guide machining; Carton of 100; (RBBTF) Rubber/PTFE	
	6	Seat	63	245-1625-1 Std Only	Loc. Int.; 1.6300" OD, 1.3750" ID, 0.2160" Depth	
	6	Seat	63	245-1625-1N Std Only	Loc. Int.; Premium Material; 1.6300" OD, 1.3750" ID, 0.2160" Depth	
	6	Seat	63	245-1375-4 Std Only	VINTAGE; Loc. Exh.; 1.3795" OD, 1.1250" ID, 0.1855" Depth	
	6	Spring Insert	63	259-201B Std Only	.030"; Carton of 100	
	6	Spring Insert	63	259-201A Std Only	.060"; Carton of 100	
	6	Spring Insert	63	259-201ARS Std Only	.060"; Carton of 500	
	1	Repair Sleeve	63	SL-17M Std Only	VINTAGE; 3/32" wall, must be cut to correct length & notched	
	1	Rod Set	63	6-2500RAA Std-10-20-30-40	VINTAGE; A-Series aluminum bearings	

(continued on next page)

GM Car (Incl. Buick, Cad., Chev., Olds., Pontiac)

198 3.2L (3245cc) OHV V6 (12 Valve) (Buick), 3.625" Bore (GMC Eng.), 2 Bbl. "Eng. Code JL" 1963 34
(cont.)

QTY	ENGINE BEARINGS	YEARS	PART NO.	DESCRIPTION
6	Rod Pair	63	2500RAA Std-2-10-20-30-40	A-Series aluminum bearings
1	Cam Set	63	1205M Std Only	VINTAGE

198 3.2L (3245cc) OHV V6 (12 Valve) (Buick), 3.625" Bore (GMC Eng.), 2 Bbl. "Eng. Code JZ" 1963 35

QTY	TIMING	YEARS	PART NO.	DESCRIPTION
1	3 Piece Set	63	KT3-359S	VINTAGE; (1) 222-359; (1) 223-323; (1) 223-334
1	Timing Chain	63	222-359	54 Links
1	Crank Sprocket	63	223-323	20 Teeth
QTY	CAMSHAFT/LIFTER	YEARS	PART NO.	DESCRIPTION
12	Lifter	63	HT-896 Std Only	VINTAGE; Hyd.
12	Lifter, Bulk	63	HT-896B Std Only	VINTAGE; Hyd.; Carton of 126
QTY	PUSH ROD	YEARS	PART NO.	DESCRIPTION
12	Push Rod	63	RP-3300 Std Only	VINTAGE; 8.4460" O.A.L.
QTY	VALVE	YEARS	PART NO.	DESCRIPTION
6	Exhaust	63	V-1550 Std Only	VINTAGE; 1.3110" Head Dia., 0.3392" Stem Dia., 4.6063" O.A.L.
QTY	VALVE SPRING	YEARS	PART NO.	DESCRIPTION
12	Spring	63	VS-521 Std Only	Incl. damper; 2.1090" Free Height
QTY	VALVE SEAL	YEARS	PART NO.	DESCRIPTION
12	Valve Stem Seal	63	ST-2001 Std Only	Not to be used on valves w/undercut stem; Positive type; Installation requires valve guide machining; (RBBTF) Rubber/PTFE
12	Valve Stem Seal Bulk	63	ST-2001BC Std Only	Not to be used on valves w/undercut stem; Positive type; Installation requires valve guide machining; Carton of 100; (RBBTF) Rubber/PTFE
QTY	VALVE SEAT	YEARS	PART NO.	DESCRIPTION
6	Seat	63	245-1625-1 Std Only	Loc. Int.; 1.6300" OD, 1.3750" ID, 0.2160" Depth
6	Seat	63	245-1625-1N Std Only	Loc. Int.; Premium Material; 1.6300" OD, 1.3750" ID, 0.2160" Depth
6	Seat	63	245-1375-4 Std Only	VINTAGE; Loc. Exh.; 1.3795" OD, 1.1250" ID, 0.1855" Depth
QTY	VALVE, MISC	YEARS	PART NO.	DESCRIPTION
6	Spring Insert	63	259-201B Std Only	.030"; Carton of 100
6	Spring Insert	63	259-201A Std Only	.060"; Carton of 100
6	Spring Insert	63	259-201ARS Std Only	.060"; Carton of 500

QTY	SLEEVE	YEARS	PART NO.	DESCRIPTION
1	Repair Sleeve	63	SL-17M Std Only	VINTAGE; 3/32" wall, must be cut to correct length & notched
QTY	ENGINE BEARINGS	YEARS	PART NO.	DESCRIPTION
1	Rod Set	63	6-2500RAA Std-10-20-30-40	VINTAGE; A-Series aluminum bearings
6	Rod Pair	63	2500RAA Std-2-10-20-30-40	A-Series aluminum bearings
1	Cam Set	63	1205M Std Only	VINTAGE

200 3.3L (3277cc) OHV V6 (12 Valve) (Chevrolet), 3.5" Bore (GMC Eng.), 2 Bbl. "VIN M" 1979-1978 36

QTY	TIMING	YEARS	PART NO.	DESCRIPTION
1	3 Piece Set	79-78	KT3-499SA	Steel Crank Sprocket; w/.405" tooth width sprocket; (1) 222-499; (1) 223-390; (1) 223-505
1	Timing Chain	79-78	222-499	Use w/.405" tooth width sprocket; 46 Links
1	Crank Sprocket	79-78	223-391	Powdered metal; .405" tooth width sprocket; 18 Teeth
1	Crank Sprocket	79-78	223-505	Steel; .405" tooth width sprocket; 18 Teeth
1	Cam Sprocket	79-78	223-390	.405" tooth width sprocket; 36 Teeth
1	Cam Sprocket	79-78	223-390N	Nylon; .405" tooth width sprocket; 36 Teeth
QTY	CAMSHAFT/LIFTER	YEARS	PART NO.	DESCRIPTION
1	Camshaft	79-78	CS-712	Hydraulic, (050) Duration at .050 Lobe Lift, 194 Exh., 176 Int., 110 Degrees Lobe Separation
1	Prelube		55-403 Std Only	1.5 oz. packet
1	Prelube		55-400 Std Only	4 oz. bottle; 1.5 oz. packet No. 55-403 also avail.
12	Lifter	79-78	HT-817 Std Only	Hyd.
12	Lifter, Bulk	79-78	HT-817B Std Only	Hyd.; Carton of 128
QTY	CAM KIT	YEARS	PART NO.	DESCRIPTION
1	Cam/Lifter Kit	79-78	KC-712	Hyd.; (1) 55-403B; (1) CS-712; (12) HT-817
1	Cam/Lifter/Timing Kit	79-78	KCT-712	Hyd.; w/.405" tooth width sprocket; (1) 55-403B; (1) CS-712; (12) HT-817; (1) KT3-499S
QTY	PUSH ROD	YEARS	PART NO.	DESCRIPTION
12	Push Rod	79-78	RP-3093 Std Only	7.7940" O.A.L.
12	Push Rod	79-78	RP-3212R Std-100-150-200	Chrome-Moly; 7.7900" O.A.L.

(continued on next page)

GM Car (Incl. Buick, Cad., Chev., Olds., Pontiac)

36 200 3.3L (3277cc) OHV V6 (12 Valve) (Chevrolet), 3.5" Bore (GMC Eng.), 2 Bbl. "VIN M" 1979-1978
(cont.)

QTY	PUSH ROD (cont.)	YEARS	PART NO.	DESCRIPTION
12	Push Rod, Bulk	79-78	BRP-3093 Std Only	Carton of 100; 7.7940" O.A.L.
12	Push Rod, Bulk	79-78	BRP-3212R Std-100	Chrome-Moly; Carton of 100; 7.7900" O.A.L.
QTY	ROCKER PARTS	YEARS	PART NO.	DESCRIPTION
12	Arm Assy.	79-78	R-826 Std Only	Incl. arm, ball & nut
12	Arm Assy., Bulk	79-78	R-826B Std Only	Incl. arm, ball & nut; Carton of 64
12	Arm	79-78	R-826A Std Only	
12	Rocker Arm Ball	79-78	MR-1783 Std Only	
12	Nut	79-78	MR-1751 Std Only	Self-locking, 3/8" x 24 threads
QTY	VALVE GUIDE	YEARS	PART NO.	DESCRIPTION
6	Guide	79-78	VG-5038 Std Only	Loc. Exh.; 0.3430" ID, 2.1200" O.A.L
6	Guide, Bulk	79-78	VG-5038B Std Only	Loc. Exh.; Carton of 50; 0.3430" ID, 2.1200" O.A.L
QTY	VALVE SPRING	YEARS	PART NO.	DESCRIPTION
12	Spring	79-78	VS-677 Std Only	Incl. damper; 2.0300" Free Height
12	Spring, Bulk	79-78	VS-677B Std Only	Incl. damper; Carton of 250; 2.0300" Free Height
QTY	VALVE SEAL	YEARS	PART NO.	DESCRIPTION
12	Valve Stem Seal	79-78	MV-1233C Std Only	O-Ring; (RBB) Rubber
12	Valve Stem Seal	79-78	ST-2092 Std Only	Positive type, Metal Clad; (RBB) Rubber
12	Valve Stem Seal	79-78	ST-2003 Std Only	Positive type; Installation requires valve guide machining; (RBB) Rubber
12	Valve Stem Seal Bulk	79-78	MV-1233 Std Only	O-Ring; Carton of 100; (RBB) Rubber
12	Valve Stem Seal Bulk	79-78	ST-2003BC Std Only	Positive type; Installation requires valve guide machining; Carton of 100; (RBB) Rubber
QTY	VALVE SEAT	YEARS	PART NO.	DESCRIPTION
6	Seat	79-78	245-1437-2 Std Only	Loc. Exh.; 1.4425" OD, 1.2190" ID, 0.2160" Depth
6	Seat	79-78	245-1437-2N Std Only	Loc. Exh.; Premium Material; 1.4425" OD, 1.2190" ID, 0.2160" Depth
6	Seat	79-78	245-1687-2 Std Only	Loc. Int.; 1.6925" OD, 1.4375" ID, 0.2160" Depth
6	Seat	79-78	245-1687-2N Std Only	Loc. Int.; Premium Material; 1.6925" OD, 1.4375" ID, 0.2160" Depth
QTY	VALVE, MISC	YEARS	PART NO.	DESCRIPTION
24	Keeper	79-78	VK-115A Std Only	1 groove; Square cut key groove; Carton pack 24
24	Keeper	79-78	VK-115 Std Only	1 groove; Square cut key groove; Carton pack 32
24	Keeper	79-78	VK-115R Std Only	1 groove; Square cut key groove; Hardened
24	Keeper, Bulk	79-78	VK-115B Std Only	1 groove; Square cut key groove; Carton of 1000
12	Spring Insert	79-78	259-203C Std Only	.015"; Carton of 100
12	Spring Insert	79-78	259-203B Std Only	.030"; Carton of 100
12	Spring Insert	79-78	259-203BRS Std Only	.030"; Carton of 500
12	Spring Insert	79-78	259-203A Std Only	.060"; Carton of 100
12	Spring Insert	79-78	259-203ARS Std Only	.060"; Carton of 500
6	Rotocap	79-78	RC-157S Std Only	Loc. Exh.
QTY	PISTON	YEARS	PART NO.	DESCRIPTION
6	Cast Piston	79-78	475NP Std-20-30-40-60	VINTAGE; Cast; .9272" Pin Dia.; 2 Rings 5/64 Groove, 1 Ring 3/16 Groove, 1.540 CD, Recessed Head .142 deep x 2.880 dia. - 8.2:1 C.R.
6	Cast Piston - Individual	79-78	W475NP Std-20-30-40-60	VINTAGE; Cast; .9272" Pin Dia.; 2 Rings 5/64 Groove, 1 Ring 3/16 Groove, 1.540 CD, Recessed Head .142 deep x 2.880 dia. - 8.2:1 C.R.
QTY	RINGS	YEARS	PART NO.	DESCRIPTION
1	Premium Set	79-78	E-197K Std-20-40	VINTAGE; 2-5/64, 1-3/16; Premium Moly
1	Standard Set	79-78	E-197X Std-30-40-60	VINTAGE; 2-5/64, 1-3/16; Iron
QTY	SLEEVE	YEARS	PART NO.	DESCRIPTION
6	Repair Sleeve	79-78	SL-15M Std Only	VINTAGE; 3/32" wall, Must be cut to correct length
QTY	ENGINE BEARINGS	YEARS	PART NO.	DESCRIPTION
1	Main Set	79-78	5085M Std-1-10-20-30-40	
1	Main Set	79-78	6687M 10 10-20-30	.020" O/S length flange brg.
1	Main Set	79-78	5085MA Std-1-10-20-30-40	A-Series aluminum bearings
1	Rod Set	79-78	6-3750P Std-10-20-30-40	
6	Rod Pair	79-78	3750P Std-30-40	Overplated copper-lead alloy; .713" O.A.L.
1	Cam Set	79-78	1463M Std-1	Babbitt material; Full round design
1	Cam Set	79-78	1791M Std Only	O.E. split type design
QTY	OIL PUMP	YEARS	PART NO.	DESCRIPTION
1	Oil Pump	79-78	224-4146	5/8" inlet
1	Oil Pump	79-78	224-4146A	High Pressure; 5/8" inlet
1	Inter. Shaft	79-78	224-6146E	Has steel shaft guide; Eliminates nylon shaft guide
1	Inter. Shaft	79-78	224-6146	Use w/nylon shaft guide
1	Oil Pump Shaft Guide	79-78	224-43343	Nylon
1	Screen Assy.	79-78	224-1246	5/8" inlet tube

(continued on next page)

GM Car (Incl. Buick, Cad., Chev., Olds., Pontiac)

200 3.3L (3277cc) OHV V6 (12 Valve) (Chevrolet), 3.5" Bore (GMC Eng.), 2 Bbl. "VIN M" 1979-1978 36
(cont.)

BLOCK	QTY	FREEZE PLUGS	YEARS	PART NO.	DESCRIPTION	BLOCK
	1	Brass Block Plug Kit	79-78	381-8049		
	1	Steel Block Plug Kit	79-78	381-9676		
	1	Brass Deep Cup Freeze Plug	79-78	381-9001	VINTAGE; 1.625" Diameter	
	1	Steel Deep Cup Freeze Plug	79-78	381-3178		
	1	Steel Deep Cup Freeze Plug	79-78	381-3095	0.500" Diameter	
	1	Steel Deep Cup Freeze Plug	79-78	381-3041	1.625" Diameter	
	1	Steel Shallow Cup Freeze Plug	79-78	381-2078	2.109" Diameter	

215 3.5L (3524cc) OHV L6 (12 Valve) (Pontiac), 3.75" Bore (GMC Eng.), 1 Bbl. "Eng. Code 80Z" 1964 37

VALVE TRAIN	QTY	TIMING	YEARS	PART NO.	DESCRIPTION	VALVE TRAIN
	1	Crank Gear	64	221-2537	27 Teeth	
	QTY	CAMSHAFT/LIFTER	YEARS	PART NO.	DESCRIPTION	
	1	Camshaft	64	CS-633	Hydraulic, (050) Duration at .050 Lobe Lift, 172 Exh., 172 Int., 105 Degrees Lobe Separation	
	1	Prelube		55-403 Std Only	1.5 oz. packet	
	1	Prelube		55-400 Std Only	4 oz. bottle; 1.5 oz. packet No. 55-403 also avail.	
	12	Lifter	64	HT-817 Std Only	Hyd.	
	12	Lifter, Bulk	64	HT-817B Std Only	Hyd.; Carton of 128	
	QTY	CAM KIT	YEARS	PART NO.	DESCRIPTION	
	1	Cam/Lifter Kit	64	KC-633	Hyd.; (1) 55-403B; (1) CS-633; (12) HT-817	
	QTY	PUSH ROD	YEARS	PART NO.	DESCRIPTION	
	12	Push Rod	64	RP-3180 Std Only	9.6800" O.A.L.	
	12	Push Rod, Bulk	64	BRP-3180 Std Only	Carton of 100; 9.6800" O.A.L.	
	QTY	ROCKER PARTS	YEARS	PART NO.	DESCRIPTION	
	12	Arm Assy.	64	R-832 Std Only	Incl. arm, ball & nut	
	12	Arm Assy., Bulk	64	R-832B Std Only	Incl. arm, ball & nut; Carton of 64	
	12	Arm	64	R-832A Std Only		
	12	Rocker Arm Ball	64	MR-1780 Std Only		
	12	Nut	64	MR-1751 Std Only	Self-locking, 3/8" x 24 threads	
	12	Stud	64	MR-1752 Std Only	.003" O/S; 3/8" x 24 x 2.495"	
	12	Stud	64	MR-1949 Std Only	.372" x 24 x 2.495"	
	QTY	VALVE	YEARS	PART NO.	DESCRIPTION	
	6	Exhaust	64	V-1199 Std-3-5-15-30	VINTAGE; 1.5000" Head Dia., 0.3415" Stem Dia., 4.9280" O.A.L.	
	6	Exhaust, Bulk	64	V-1199B Std Only	VINTAGE; Carton of 25; 1.5000" Head Dia., 0.3415" Stem Dia., 4.9280" O.A.L.	
	6	Intake	64	V-1200 Std-3-15-30	VINTAGE; 1.7200" Head Dia., 0.3413" Stem Dia., 4.9170" O.A.L.	
	6	Intake, Bulk	64	V-1200B Std Only	VINTAGE; Carton of 25; 1.7200" Head Dia., 0.3413" Stem Dia., 4.9170" O.A.L.	
	QTY	VALVE SPRING	YEARS	PART NO.	DESCRIPTION	
	12	Spring	64	VS-521 Std Only	Incl. damper; 2.1090" Free Height	
	QTY	VALVE SEAL	YEARS	PART NO.	DESCRIPTION	
	12	Valve Stem Seal	64	MV-1233C Std Only	O-Ring; (RBB) Rubber	
	12	Valve Stem Seal Bulk	64	MV-1233 Std Only	O-Ring; Carton of 100; (RBB) Rubber	
	QTY	VALVE SEAT	YEARS	PART NO.	DESCRIPTION	
	6	Seat	64	245-1562-2 Std Only	Loc. Exh.; 1.5675" OD, 1.3125" ID, 0.2480" Depth	
	6	Seat	64	245-1562-2N Std Only	Loc. Exh.; Premium Material; 1.5675" OD, 1.3125" ID, 0.2480" Depth	
	6	Seat	64	245-1812-3 Std Only	Loc. Int.; 1.8175" OD, 1.5000" ID, 0.2160" Depth	
	QTY	VALVE, MISC	YEARS	PART NO.	DESCRIPTION	
	24	Keeper	64	VK-115A Std Only	1 groove; Square cut key groove; Carton pack 24	
	24	Keeper	64	VK-115 Std Only	1 groove; Square cut key groove; Carton pack 32	
	24	Keeper	64	VK-115R Std Only	1 groove; Square cut key groove; Hardened	
	24	Keeper, Bulk	64	VK-115B Std Only	1 groove; Square cut key groove; Carton of 1000	
	12	Spring Insert	64	259-105B Std Only	.030"; Carton of 100	
	QTY	PISTON	YEARS	PART NO.	DESCRIPTION	
	6	Pin	64	P-2208 Std-3-5-0015	0.6200" Inside Dia., 0.9272" Outside Dia.	
	QTY	RINGS	YEARS	PART NO.	DESCRIPTION	
	1	Premium Set	64	E-222K Std-20-30-40-60	2-5/64, 1-3/16; Premium Moly	
	1	Standard Set	64	E-222X Std-20-30-40-60	2-5/64, 1-3/16; Iron	
	QTY	SLEEVE	YEARS	PART NO.	DESCRIPTION	
	6	Repair Sleeve	64	SL-19M Std Only	3/32" wall, must be cut to correct length	
	QTY	ENGINE BEARINGS	YEARS	PART NO.	DESCRIPTION	
	1	Main Set	64	4124MA Std-1-10-20-30-40-60	A-Series aluminum bearings	
	1	Rod Set	64	6-2020CP Std-10-20-30-40	6-2020CA 60 avail. as unplated & resizeable	
	1	Rod Set	64	6-2020CA 60 60	Unplated & resizeable	

(continued on next page)

GM Car (Incl. Buick, Cad., Chev., Olds., Pontiac)

37 215 3.5L (3524cc) OHV L6 (12 Valve) (Pontiac), 3.75" Bore (GMC Eng.), 1 Bbl. "Eng. Code 80Z" 1964
(cont.)

BLOCK	ENGINE BEARINGS				BLOCK
	QTY	(cont.)	YEARS	PART NO.	
	6	Rod Pair	64	2020CP	Std-1-2-10-20-30-40-50
	1	Cam Set	64	1203M	Std Only VINTAGE
OIL PUMP					
	1	Oil Pump	64	224-4147	
	1	Oil Pump	64	224-4157	High Volume, check pan for clearance
GASKETS					
	1	Kit Gasket Set	64	260-1005	VINTAGE

38 215 3.5L (3524cc) OHV L6 (12 Valve) (Pontiac), 3.75" Bore (GMC Eng.), 1 Bbl. "Eng. Code 81Z" 1964

VALVE TRAIN	TIMING				VALVE TRAIN
	QTY		YEARS	PART NO.	
	1	Crank Gear	64	221-2537	27 Teeth
CAMSHAFT/LIFTER					
	1	Camshaft	64	CS-633	Hydraulic, (050) Duration at .050 Lobe Lift, 172 Exh., 172 Int., 105 Degrees Lobe Separation
	1	Prelube		55-403	Std Only 1.5 oz. packet
	1	Prelube		55-400	Std Only 4 oz. bottle; 1.5 oz. packet No. 55-403 also avail.
	12	Lifter	64	HT-817	Std Only Hyd.
	12	Lifter, Bulk	64	HT-817B	Std Only Hyd.; Carton of 128
CAM KIT					
	1	Cam/Lifter Kit	64	KC-633	Hyd.; (1) 55-403B; (1) CS-633; (12) HT-817
PUSH ROD					
	12	Push Rod	64	RP-3180	Std Only 9.6800" O.A.L.
	12	Push Rod, Bulk	64	BRP-3180	Std Only Carton of 100; 9.6800" O.A.L.
ROCKER PARTS					
	12	Arm Assy.	64	R-832	Std Only Incl. arm, ball & nut
	12	Arm Assy., Bulk	64	R-832B	Std Only Incl. arm, ball & nut; Carton of 64
	12	Arm	64	R-832A	Std Only
	12	Rocker Arm Ball	64	MR-1780	Std Only
	12	Nut	64	MR-1751	Std Only Self-locking, 3/8" x 24 threads
	12	Stud	64	MR-1752	Std Only .003" O/S; 3/8" x 24 x 2.495"
	12	Stud	64	MR-1949	Std Only .372" x 24 x 2.495"
VALVE					
	6	Exhaust	64	V-1199	Std-3-5-15-30 VINTAGE; 1.5000" Head Dia., 0.3415" Stem Dia., 4.9280" O.A.L.
	6	Exhaust, Bulk	64	V-1199B	Std Only VINTAGE; Carton of 25; 1.5000" Head Dia., 0.3415" Stem Dia., 4.9280" O.A.L.
	6	Intake	64	V-1200	Std-3-15-30 VINTAGE; 1.7200" Head Dia., 0.3413" Stem Dia., 4.9170" O.A.L.
	6	Intake, Bulk	64	V-1200B	Std Only VINTAGE; Carton of 25; 1.7200" Head Dia., 0.3413" Stem Dia., 4.9170" O.A.L.
VALVE SPRING					
	12	Spring	64	VS-521	Std Only Incl. damper; 2.1090" Free Height
VALVE SEAL					
	12	Valve Stem Seal	64	MV-1233C	Std Only O-Ring; (RBB) Rubber
	12	Valve Stem Seal Bulk	64	MV-1233	Std Only O-Ring; Carton of 100; (RBB) Rubber
VALVE SEAT					
	6	Seat	64	245-1562-2	Std Only Loc. Exh.; 1.5675" OD, 1.3125" ID, 0.2480" Depth
	6	Seat	64	245-1562-2N	Std Only Loc. Exh.; Premium Material; 1.5675" OD, 1.3125" ID, 0.2480" Depth
	6	Seat	64	245-1812-3	Std Only Loc. Int.; 1.8175" OD, 1.5000" ID, 0.2160" Depth
VALVE, MISC					
	24	Keeper	64	VK-115A	Std Only 1 groove; Square cut key groove; Carton pack 24
	24	Keeper	64	VK-115	Std Only 1 groove; Square cut key groove; Carton pack 32
	24	Keeper	64	VK-115R	Std Only 1 groove; Square cut key groove; Hardened
	24	Keeper, Bulk	64	VK-115B	Std Only 1 groove; Square cut key groove; Carton of 1000
	12	Spring Insert	64	259-105B	Std Only .030"; Carton of 100
PISTON					
	6	Pin	64	P-2208	Std-3-5-0015 0.6200" Inside Dia., 0.9272" Outside Dia.
RINGS					
	1	Premium Set	64	E-222K	Std-20-30-40-60 2-5/64, 1-3/16; Premium Moly
	1	Standard Set	64	E-222X	Std-20-30-40-60 2-5/64, 1-3/16; Iron
SLEEVE					
	6	Repair Sleeve	64	SL-19M	Std Only 3/32" wall, must be cut to correct length

(continued on next page)

GM Car (Incl. Buick, Cad., Chev., Olds., Pontiac)

215 3.5L (3524cc) OHV L6 (12 Valve) (Pontiac), 3.75" Bore (GMC Eng.), 1 Bbl. "Eng. Code 81Z" 1964 38
(cont.)

BLOCK	QTY	ENGINE BEARINGS	YEARS	PART NO.	DESCRIPTION	BLOCK
	1	Main Set	64	4124MA Std-1-10-20-30-40-60	A-Series aluminum bearings	
	1	Rod Set	64	6-2020CP Std-10-20-30-40	6-2020CA 60 avail. as unplated & resizeable	
	1	Rod Set	64	6-2020CA 60 60	Unplated & resizeable	
	6	Rod Pair	64	2020CP Std-1-2-10-20-30-40-50		
	1	Cam Set	64	1203M Std Only	VINTAGE	
BLOCK	QTY	OIL PUMP	YEARS	PART NO.	DESCRIPTION	BLOCK
	1	Oil Pump	64	224-4147		
	1	Oil Pump	64	224-4157	High Volume, check pan for clearance	
BLOCK	QTY	GASKETS	YEARS	PART NO.	DESCRIPTION	BLOCK
	1	Kit Gasket Set	64	260-1005	VINTAGE	

215 3.5L (3524cc) OHV L6 (12 Valve) (Pontiac), 3.75" Bore (GMC Eng.), 1 Bbl. "Eng. Code 82Z" 1964 39

VALVE TRAIN	QTY	TIMING	YEARS	PART NO.	DESCRIPTION	VALVE TRAIN
	1	Crank Gear	64	221-2537	27 Teeth	
VALVE TRAIN	QTY	CAMSHAFT/LIFTER	YEARS	PART NO.	DESCRIPTION	VALVE TRAIN
	1	Camshaft	64	CS-633	Hydraulic, (050) Duration at .050 Lobe Lift, 172 Exh., 172 Int., 105 Degrees Lobe Separation	
	1	Prelube		55-403 Std Only	1.5 oz. packet	
	1	Prelube		55-400 Std Only	4 oz. bottle; 1.5 oz. packet No. 55-403 also avail.	
	12	Lifter	64	HT-817 Std Only	Hyd.	
	12	Lifter, Bulk	64	HT-817B Std Only	Hyd.; Carton of 128	
VALVE TRAIN	QTY	CAM KIT	YEARS	PART NO.	DESCRIPTION	VALVE TRAIN
	1	Cam/Lifter Kit	64	KC-633	Hyd.; (1) 55-403B; (1) CS-633; (12) HT-817	
VALVE TRAIN	QTY	PUSH ROD	YEARS	PART NO.	DESCRIPTION	VALVE TRAIN
	12	Push Rod	64	RP-3180 Std Only	9.6800" O.A.L.	
	12	Push Rod, Bulk	64	BRP-3180 Std Only	Carton of 100; 9.6800" O.A.L.	
VALVE TRAIN	QTY	ROCKER PARTS	YEARS	PART NO.	DESCRIPTION	VALVE TRAIN
	12	Arm Assy.	64	R-832 Std Only	Incl. arm, ball & nut	
	12	Arm Assy., Bulk	64	R-832B Std Only	Incl. arm, ball & nut; Carton of 64	
	12	Arm	64	R-832A Std Only		
	12	Rocker Arm Ball	64	MR-1780 Std Only		
	12	Nut	64	MR-1751 Std Only	Self-locking, 3/8" x 24 threads	
	12	Stud	64	MR-1752 Std Only	.003" O/S; 3/8" x 24 x 2.495"	
	12	Stud	64	MR-1949 Std Only	.372" x 24 x 2.495"	
VALVE TRAIN	QTY	VALVE	YEARS	PART NO.	DESCRIPTION	VALVE TRAIN
	6	Exhaust	64	V-1199 Std-3-5-15-30	VINTAGE; 1.5000" Head Dia., 0.3415" Stem Dia., 4.9280" O.A.L.	
	6	Exhaust, Bulk	64	V-1199B Std Only	VINTAGE; Carton of 25; 1.5000" Head Dia., 0.3415" Stem Dia., 4.9280" O.A.L.	
	6	Intake	64	V-1200 Std-3-15-30	VINTAGE; 1.7200" Head Dia., 0.3413" Stem Dia., 4.9170" O.A.L.	
	6	Intake, Bulk	64	V-1200B Std Only	VINTAGE; Carton of 25; 1.7200" Head Dia., 0.3413" Stem Dia., 4.9170" O.A.L.	
VALVE TRAIN	QTY	VALVE SPRING	YEARS	PART NO.	DESCRIPTION	VALVE TRAIN
	12	Spring	64	VS-521 Std Only	Incl. damper; 2.1090" Free Height	
VALVE TRAIN	QTY	VALVE SEAL	YEARS	PART NO.	DESCRIPTION	VALVE TRAIN
	12	Valve Stem Seal	64	MV-1233C Std Only	O-Ring; (RBB) Rubber	
	12	Valve Stem Seal Bulk	64	MV-1233 Std Only	O-Ring; Carton of 100; (RBB) Rubber	
VALVE TRAIN	QTY	VALVE SEAT	YEARS	PART NO.	DESCRIPTION	VALVE TRAIN
	6	Seat	64	245-1562-2 Std Only	Loc. Exh.; 1.5675" OD, 1.3125" ID, 0.2480" Depth	
	6	Seat	64	245-1562-2N Std Only	Loc. Exh.; Premium Material; 1.5675" OD, 1.3125" ID, 0.2480" Depth	
	6	Seat	64	245-1812-3 Std Only	Loc. Int.; 1.8175" OD, 1.5000" ID, 0.2160" Depth	
VALVE TRAIN	QTY	VALVE, MISC	YEARS	PART NO.	DESCRIPTION	VALVE TRAIN
	24	Keeper	64	VK-115A Std Only	1 groove; Square cut key groove; Carton pack 24	
	24	Keeper	64	VK-115 Std Only	1 groove; Square cut key groove; Carton pack 32	
	24	Keeper	64	VK-115R Std Only	1 groove; Square cut key groove; Hardened	
	24	Keeper, Bulk	64	VK-115B Std Only	1 groove; Square cut key groove; Carton of 1000	
	12	Spring Insert	64	259-105B Std Only	.030"; Carton of 100	
VALVE TRAIN	QTY	PISTON	YEARS	PART NO.	DESCRIPTION	VALVE TRAIN
	6	Pin	64	P-2208 Std-3-5-0015	0.6200" Inside Dia., 0.9272" Outside Dia.	
VALVE TRAIN	QTY	RINGS	YEARS	PART NO.	DESCRIPTION	VALVE TRAIN
	1	Premium Set	64	E-222K Std-20-30-40-60	2-5/64, 1-3/16; Premium Moly	
	1	Standard Set	64	E-222X Std-20-30-40-60	2-5/64, 1-3/16; Iron	

(continued on next page)

GM Car (Incl. Buick, Cad., Chev., Olds., Pontiac)

39 215 3.5L (3524cc) OHV L6 (12 Valve) (Pontiac), 3.75" Bore (GMC Eng.), 1 Bbl. "Eng. Code 82Z" 1964
(cont.)

BLOCK	QTY	SLEEVE	YEARS	PART NO.	DESCRIPTION	BLOCK
	6	Repair Sleeve	64	SL-19M Std Only	3/32" wall, must be cut to correct length	
	1	ENGINE BEARINGS	YEARS	PART NO.	DESCRIPTION	
	1	Main Set	64	4124MA Std-1-10-20-30-40-60	A-Series aluminum bearings	
	1	Rod Set	64	6-2020CP Std-10-20-30-40	6-2020CA 60 avail. as unplated & resizeable	
	1	Rod Set	64	6-2020CA 60 60	Unplated & resizeable	
	6	Rod Pair	64	2020CP Std-1-2-10-20-30-40-50		
	1	Cam Set	64	1203M Std Only	VINTAGE	
	1	OIL PUMP	YEARS	PART NO.	DESCRIPTION	
	1	Oil Pump	64	224-4147		
	1	Oil Pump	64	224-4157	High Volume, check pan for clearance	
	1	GASKETS	YEARS	PART NO.	DESCRIPTION	
	1	Kit Gasket Set	64	260-1005	VINTAGE	

40 215 3.5L (3524cc) OHV L6 (12 Valve) (Pontiac), 3.75" Bore (GMC Eng.), 1 Bbl. "Eng. Code 83Y" 1964

VALVE TRAIN	QTY	TIMING	YEARS	PART NO.	DESCRIPTION	VALVE TRAIN
	1	Crank Gear	64	221-2537	27 Teeth	
	1	CAMSHAFT/LIFTER	YEARS	PART NO.	DESCRIPTION	
	1	Camshaft	64	CS-633	Hydraulic, (050) Duration at .050 Lobe Lift, 172 Exh., 172 Int., 105 Degrees Lobe Separation	
	1	Prelube		55-403 Std Only	1.5 oz. packet	
	1	Prelube		55-400 Std Only	4 oz. bottle; 1.5 oz. packet No. 55-403 also avail.	
	12	Lifter	64	HT-817 Std Only	Hyd.	
	12	Lifter, Bulk	64	HT-817B Std Only	Hyd.; Carton of 128	
	1	CAM KIT	YEARS	PART NO.	DESCRIPTION	
	1	Cam/Lifter Kit	64	KC-633	Hyd.; (1) 55-403B; (1) CS-633; (12) HT-817	
	12	PUSH ROD	YEARS	PART NO.	DESCRIPTION	
	12	Push Rod	64	RP-3180 Std Only	9.6800" O.A.L.	
	12	Push Rod, Bulk	64	BRP-3180 Std Only	Carton of 100; 9.6800" O.A.L.	
	12	ROCKER PARTS	YEARS	PART NO.	DESCRIPTION	
	12	Arm Assy.	64	R-832 Std Only	Incl. arm, ball & nut	
	12	Arm Assy., Bulk	64	R-832B Std Only	Incl. arm, ball & nut; Carton of 64	
	12	Arm	64	R-832A Std Only		
	12	Rocker Arm Ball	64	MR-1780 Std Only		
	12	Nut	64	MR-1751 Std Only	Self-locking, 3/8" x 24 threads	
	12	Stud	64	MR-1752 Std Only	.003" O/S; 3/8" x 24 x 2.495"	
	12	Stud	64	MR-1949 Std Only	.372" x 24 x 2.495"	
	6	VALVE	YEARS	PART NO.	DESCRIPTION	
	6	Exhaust	64	V-1199 Std-3-5-15-30	VINTAGE; 1.5000" Head Dia., 0.3415" Stem Dia., 4.9280" O.A.L.	
	6	Exhaust, Bulk	64	V-1199B Std Only	VINTAGE; Carton of 25; 1.5000" Head Dia., 0.3415" Stem Dia., 4.9280" O.A.L.	
	6	Intake	64	V-1200 Std-3-15-30	VINTAGE; 1.7200" Head Dia., 0.3413" Stem Dia., 4.9170" O.A.L.	
	6	Intake, Bulk	64	V-1200B Std Only	VINTAGE; Carton of 25; 1.7200" Head Dia., 0.3413" Stem Dia., 4.9170" O.A.L.	
	12	VALVE SPRING	YEARS	PART NO.	DESCRIPTION	
	12	Spring	64	VS-521 Std Only	Incl. damper; 2.1090" Free Height	
	12	VALVE SEAL	YEARS	PART NO.	DESCRIPTION	
	12	Valve Stem Seal	64	MV-1233C Std Only	O-Ring; (RBB) Rubber	
	12	Valve Stem Seal Bulk	64	MV-1233 Std Only	O-Ring; Carton of 100; (RBB) Rubber	
	6	VALVE SEAT	YEARS	PART NO.	DESCRIPTION	
	6	Seat	64	245-1562-2 Std Only	Loc. Exh.; 1.5675" OD, 1.3125" ID, 0.2480" Depth	
	6	Seat	64	245-1562-2N Std Only	Loc. Exh.; Premium Material; 1.5675" OD, 1.3125" ID, 0.2480" Depth	
	6	Seat	64	245-1812-3 Std Only	Loc. Int.; 1.8175" OD, 1.5000" ID, 0.2160" Depth	
	24	VALVE, MISC	YEARS	PART NO.	DESCRIPTION	
	24	Keeper	64	VK-115A Std Only	1 groove; Square cut key groove; Carton pack 24	
	24	Keeper	64	VK-115 Std Only	1 groove; Square cut key groove; Carton pack 32	
	24	Keeper	64	VK-115R Std Only	1 groove; Square cut key groove; Hardened	
	24	Keeper, Bulk	64	VK-115B Std Only	1 groove; Square cut key groove; Carton of 1000	
	12	Spring Insert	64	259-105B Std Only	.030"; Carton of 100	
	6	PISTON	YEARS	PART NO.	DESCRIPTION	
	6	Pin	64	P-2208 Std-3-5-0015	0.6200" Inside Dia., 0.9272" Outside Dia.	
	1	RINGS	YEARS	PART NO.	DESCRIPTION	
	1	Premium Set	64	E-222K Std-20-30-40-60	2-5/64, 1-3/16; Premium Moly	

(continued on next page)

GM Car (Incl. Buick, Cad., Chev., Olds., Pontiac)

215 3.5L (3524cc) OHV L6 (12 Valve) (Pontiac), 3.75" Bore (GMC Eng.), 1 Bbl. "Eng. Code 83Y" 1964 40
(cont.)

	QTY	RINGS (cont.)	YEARS	PART NO.	DESCRIPTION
BLOCK	1	Standard Set	64	E-222X Std-20-30-40-60	2-5/64, 1-3/16; Iron
	6	Repair Sleeve	64	SL-19M Std Only	3/32" wall, must be cut to correct length
	1	ENGINE BEARINGS	64	4124MA Std-1-10-20-30-40-60	A-Series aluminum bearings
	1	Main Set	64	6-2020CP Std-10-20-30-40	6-2020CA 60 avail. as unplated & resizeable
	1	Rod Set	64	6-2020CA 60 60	Unplated & resizeable
	6	Rod Pair	64	2020CP Std-1-2-10-20-30-40-50	
	1	Cam Set	64	1203M Std Only	VINTAGE
1	OIL PUMP	64	224-4147		
1	Oil Pump	64	224-4157	High Volume, check pan for clearance	
1	GASKETS	64	260-1005		
1	Kit Gasket Set	64		VINTAGE	

215 3.5L (3524cc) OHV L6 (12 Valve) (Pontiac), 3.75" Bore (GMC Eng.), 1 Bbl. "Eng. Code 84Z" 1964 41

	QTY	TIMING	YEARS	PART NO.	DESCRIPTION
VALVE TRAIN	1	Crank Gear	64	221-2537	27 Teeth
	1	CAMSHAFT/LIFTER	64	CS-633	Hydraulic, (050) Duration at .050 Lobe Lift, 172 Exh., 172 Int., 105 Degrees Lobe Separation
	1	Prelube		55-403 Std Only	1.5 oz. packet
	1	Prelube		55-400 Std Only	4 oz. bottle; 1.5 oz. packet No. 55-403 also avail.
	12	Lifter	64	HT-817 Std Only	Hyd.
	12	Lifter, Bulk	64	HT-817B Std Only	Hyd.; Carton of 128
	1	CAM KIT	64	KC-633	Hyd.; (1) 55-403B; (1) CS-633; (12) HT-817
	12	PUSH ROD	64	RP-3180 Std Only	9.6800" O.A.L.
	12	Push Rod, Bulk	64	BRP-3180 Std Only	Carton of 100; 9.6800" O.A.L.
	12	ROCKER PARTS	64	R-832 Std Only	Incl. arm, ball & nut
	12	Arm Assy., Bulk	64	R-832B Std Only	Incl. arm, ball & nut; Carton of 64
	12	Arm	64	R-832A Std Only	
	12	Rocker Arm Ball	64	MR-1780 Std Only	
	12	Nut	64	MR-1751 Std Only	Self-locking, 3/8" x 24 threads
	12	Stud	64	MR-1752 Std Only	.003" O/S; 3/8" x 24 x 2.495"
	12	Stud	64	MR-1949 Std Only	.372" x 24 x 2.495"
	6	VALVE	64	V-1199 Std-3-5-15-30	VINTAGE; 1.5000" Head Dia., 0.3415" Stem Dia., 4.9280" O.A.L.
	6	Exhaust, Bulk	64	V-1199B Std Only	VINTAGE; Carton of 25; 1.5000" Head Dia., 0.3415" Stem Dia., 4.9280" O.A.L.
	6	Intake	64	V-1200 Std-3-15-30	VINTAGE; 1.7200" Head Dia., 0.3413" Stem Dia., 4.9170" O.A.L.
	6	Intake, Bulk	64	V-1200B Std Only	VINTAGE; Carton of 25; 1.7200" Head Dia., 0.3413" Stem Dia., 4.9170" O.A.L.
12	VALVE SPRING	64	VS-521 Std Only	Incl. damper; 2.1090" Free Height	
12	VALVE SEAL	64	MV-1233C Std Only	O-Ring; (RBB) Rubber	
12	Valve Stem Seal Bulk	64	MV-1233 Std Only	O-Ring; Carton of 100; (RBB) Rubber	
6	VALVE SEAT	64	245-1562-2 Std Only	Loc. Exh.; 1.5675" OD, 1.3125" ID, 0.2480" Depth	
6	Seat	64	245-1562-2N Std Only	Loc. Exh.; Premium Material; 1.5675" OD, 1.3125" ID, 0.2480" Depth	
6	Seat	64	245-1812-3 Std Only	Loc. Int.; 1.8175" OD, 1.5000" ID, 0.2160" Depth	
24	VALVE, MISC	64	VK-115A Std Only	1 groove; Square cut key groove; Carton pack 24	
24	Keeper	64	VK-115 Std Only	1 groove; Square cut key groove; Carton pack 32	
24	Keeper	64	VK-115R Std Only	1 groove; Square cut key groove; Hardened	
24	Keeper, Bulk	64	VK-115B Std Only	1 groove; Square cut key groove; Carton of 1000	
12	Spring Insert	64	259-105B Std Only	.030"; Carton of 100	
6	PISTON	64	P-2208 Std-3-5-0015	0.6200" Inside Dia., 0.9272" Outside Dia.	

(continued on next page)

GM Car (Incl. Buick, Cad., Chev., Olds., Pontiac)

41 215 3.5L (3524cc) OHV L6 (12 Valve) (Pontiac), 3.75" Bore (GMC Eng.), 1 Bbl. "Eng. Code 84Z" 1964
(cont.)

BLOCK	QTY	RINGS	YEARS	PART NO.	DESCRIPTION	BLOCK
	1	Premium Set	64	E-222K Std-20-30-40-60	2-5/64, 1-3/16; Premium Moly	
	1	Standard Set	64	E-222X Std-20-30-40-60	2-5/64, 1-3/16; Iron	
	QTY	SLEEVE	YEARS	PART NO.	DESCRIPTION	
	6	Repair Sleeve	64	SL-19M Std Only	3/32" wall, must be cut to correct length	
	QTY	ENGINE BEARINGS	YEARS	PART NO.	DESCRIPTION	
	1	Main Set	64	4124MA Std-1-10-20-30-40-60	A-Series aluminum bearings	
	1	Rod Set	64	6-2020CP Std-10-20-30-40	6-2020CA 60 avail. as unplated & resizeable	
	1	Rod Set	64	6-2020CA 60 60	Unplated & resizeable	
	6	Rod Pair	64	2020CP Std-1-2-10-20-30-40-50		
	1	Cam Set	64	1203M Std Only	VINTAGE	
	QTY	OIL PUMP	YEARS	PART NO.	DESCRIPTION	
	1	Oil Pump	64	224-4147		
	1	Oil Pump	64	224-4157	High Volume, check pan for clearance	
	QTY	GASKETS	YEARS	PART NO.	DESCRIPTION	
	1	Kit Gasket Set	64	260-1005	VINTAGE	

42 215 3.5L (3524cc) OHV L6 (12 Valve) (Pontiac), 3.75" Bore (GMC Eng.), 1 Bbl. "Eng. Code 85Z" 1964

VALVE TRAIN	QTY	TIMING	YEARS	PART NO.	DESCRIPTION	VALVE TRAIN
	1	Crank Gear	64	221-2537	27 Teeth	
	QTY	CAMSHAFT/LIFTER	YEARS	PART NO.	DESCRIPTION	
	1	Camshaft	64	CS-633	Hydraulic, (050) Duration at .050 Lobe Lift, 172 Exh., 172 Int., 105 Degrees Lobe Separation	
	1	Prelube		55-403 Std Only	1.5 oz. packet	
	1	Prelube		55-400 Std Only	4 oz. bottle; 1.5 oz. packet No. 55-403 also avail.	
	12	Lifter	64	HT-817 Std Only	Hyd.	
	12	Lifter, Bulk	64	HT-817B Std Only	Hyd.; Carton of 128	
	QTY	CAM KIT	YEARS	PART NO.	DESCRIPTION	
	1	Cam/Lifter Kit	64	KC-633	Hyd.; (1) 55-403B; (1) CS-633; (12) HT-817	
	QTY	PUSH ROD	YEARS	PART NO.	DESCRIPTION	
	12	Push Rod	64	RP-3180 Std Only	9.6800" O.A.L.	
	12	Push Rod, Bulk	64	BRP-3180 Std Only	Carton of 100; 9.6800" O.A.L.	
	QTY	ROCKER PARTS	YEARS	PART NO.	DESCRIPTION	
	12	Arm Assy.	64	R-832 Std Only	Incl. arm, ball & nut	
	12	Arm Assy., Bulk	64	R-832B Std Only	Incl. arm, ball & nut; Carton of 64	
	12	Arm	64	R-832A Std Only		
	12	Rocker Arm Ball	64	MR-1780 Std Only		
	12	Nut	64	MR-1751 Std Only	Self-locking, 3/8" x 24 threads	
	12	Stud	64	MR-1752 Std Only	.003" O/S; 3/8" x 24 x 2.495"	
	12	Stud	64	MR-1949 Std Only	.372" x 24 x 2.495"	
	QTY	VALVE	YEARS	PART NO.	DESCRIPTION	
	6	Exhaust	64	V-1199 Std-3-5-15-30	VINTAGE; 1.5000" Head Dia., 0.3415" Stem Dia., 4.9280" O.A.L.	
	6	Exhaust, Bulk	64	V-1199B Std Only	VINTAGE; Carton of 25; 1.5000" Head Dia., 0.3415" Stem Dia., 4.9280" O.A.L.	
	6	Intake	64	V-1200 Std-3-15-30	VINTAGE; 1.7200" Head Dia., 0.3413" Stem Dia., 4.9170" O.A.L.	
	6	Intake, Bulk	64	V-1200B Std Only	VINTAGE; Carton of 25; 1.7200" Head Dia., 0.3413" Stem Dia., 4.9170" O.A.L.	
	QTY	VALVE SPRING	YEARS	PART NO.	DESCRIPTION	
	12	Spring	64	VS-521 Std Only	Incl. damper; 2.1090" Free Height	
	QTY	VALVE SEAL	YEARS	PART NO.	DESCRIPTION	
	12	Valve Stem Seal	64	MV-1233C Std Only	O-Ring; (RBB) Rubber	
	12	Valve Stem Seal Bulk	64	MV-1233 Std Only	O-Ring; Carton of 100; (RBB) Rubber	
	QTY	VALVE SEAT	YEARS	PART NO.	DESCRIPTION	
	6	Seat	64	245-1562-2 Std Only	Loc. Exh.; 1.5675" OD, 1.3125" ID, 0.2480" Depth	
	6	Seat	64	245-1562-2N Std Only	Loc. Exh.; Premium Material; 1.5675" OD, 1.3125" ID, 0.2480" Depth	
	6	Seat	64	245-1812-3 Std Only	Loc. Int.; 1.8175" OD, 1.5000" ID, 0.2160" Depth	
	QTY	VALVE, MISC	YEARS	PART NO.	DESCRIPTION	
	24	Keeper	64	VK-115A Std Only	1 groove; Square cut key groove; Carton pack 24	
	24	Keeper	64	VK-115 Std Only	1 groove; Square cut key groove; Carton pack 32	
	24	Keeper	64	VK-115R Std Only	1 groove; Square cut key groove; Hardened	
	24	Keeper, Bulk	64	VK-115B Std Only	1 groove; Square cut key groove; Carton of 1000	
	12	Spring Insert	64	259-105B Std Only	.030"; Carton of 100	

(continued on next page)

GM Car (Incl. Buick, Cad., Chev., Olds., Pontiac)

215 3.5L (3524cc) OHV L6 (12 Valve) (Pontiac), 3.75" Bore (GMC Eng.), 1 Bbl. "Eng. Code 85Z" 1964 42
(cont.)

	QTY	PART NO.	YEARS	PART NO.	DESCRIPTION
BLOCK	6	PISTON Pin	64	P-2208 Std-3-5-0015	0.6200" Inside Dia., 0.9272" Outside Dia.
	1	RINGS Premium Set	64	E-222K Std-20-30-40-60	2-5/64, 1-3/16; Premium Moly
	1	Standard Set	64	E-222X Std-20-30-40-60	2-5/64, 1-3/16; Iron
	6	SLEEVE Repair Sleeve	64	SL-19M Std Only	3/32" wall, must be cut to correct length
	1	ENGINE BEARINGS Main Set	64	4124MA Std-1-10-20-30-40-60	A-Series aluminum bearings
	1	Rod Set	64	6-2020CP Std-10-20-30-40	6-2020CA 60 avail. as unplated & resizeable
	1	Rod Set	64	6-2020CA 60 60	Unplated & resizeable
	6	Rod Pair	64	2020CP Std-1-2-10-20-30-40-50	
	1	Cam Set	64	1203M Std Only	VINTAGE
	1	OIL PUMP Oil Pump	64	224-4147	
1	Oil Pump	64	224-4157	High Volume, check pan for clearance	
1	GASKETS Kit Gasket Set	64	260-1005	VINTAGE	

215 3.5L (3524cc) OHV L6 (12 Valve) (Pontiac), 3.75" Bore (GMC Eng.), 1 Bbl. "Eng. Code 87Z" 1964 43

	QTY	PART NO.	YEARS	PART NO.	DESCRIPTION
VALVE TRAIN	1	TIMING Crank Gear	64	221-2537	27 Teeth
	1	CAMSHAFT/LIFTER Camshaft	64	CS-633	Hydraulic, (050) Duration at .050 Lobe Lift, 172 Exh., 172 Int., 105 Degrees Lobe Separation
	1	Prelube		55-403 Std Only	1.5 oz. packet
	1	Prelube		55-400 Std Only	4 oz. bottle; 1.5 oz. packet No. 55-403 also avail.
	12	Lifter	64	HT-817 Std Only	Hyd.
	12	Lifter, Bulk	64	HT-817B Std Only	Hyd.; Carton of 128
	1	CAM KIT Cam/Lifter Kit	64	KC-633	Hyd.; (1) 55-403B; (1) CS-633; (12) HT-817
	12	PUSH ROD Push Rod	64	RP-3180 Std Only	9.6800" O.A.L.
	12	Push Rod, Bulk	64	BRP-3180 Std Only	Carton of 100; 9.6800" O.A.L.
	12	ROCKER PARTS Arm Assy.	64	R-832 Std Only	Incl. arm, ball & nut
	12	Arm Assy., Bulk	64	R-832B Std Only	Incl. arm, ball & nut; Carton of 64
	12	Arm	64	R-832A Std Only	
	12	Rocker Arm Ball	64	MR-1780 Std Only	
	12	Nut	64	MR-1751 Std Only	Self-locking, 3/8" x 24 threads
	12	Stud	64	MR-1752 Std Only	.003" O/S; 3/8" x 24 x 2.495"
	12	Stud	64	MR-1949 Std Only	.372" x 24 x 2.495"
	6	VALVE Exhaust	64	V-1199 Std-3-5-15-30	VINTAGE; 1.5000" Head Dia., 0.3415" Stem Dia., 4.9280" O.A.L.
	6	Exhaust, Bulk	64	V-1199B Std Only	VINTAGE; Carton of 25; 1.5000" Head Dia., 0.3415" Stem Dia., 4.9280" O.A.L.
	6	Intake	64	V-1200 Std-3-15-30	VINTAGE; 1.7200" Head Dia., 0.3413" Stem Dia., 4.9170" O.A.L.
	6	Intake, Bulk	64	V-1200B Std Only	VINTAGE; Carton of 25; 1.7200" Head Dia., 0.3413" Stem Dia., 4.9170" O.A.L.
12	VALVE SPRING Spring	64	VS-521 Std Only	Incl. damper; 2.1090" Free Height	
12	VALVE SEAL Valve Stem Seal	64	MV-1233C Std Only	O-Ring; (RBB) Rubber	
12	Valve Stem Seal Bulk	64	MV-1233 Std Only	O-Ring; Carton of 100; (RBB) Rubber	
6	VALVE SEAT Seat	64	245-1562-2 Std Only	Loc. Exh.; 1.5675" OD, 1.3125" ID, 0.2480" Depth	
6	Seat	64	245-1562-2N Std Only	Loc. Exh.; Premium Material; 1.5675" OD, 1.3125" ID, 0.2480" Depth	
6	Seat	64	245-1812-3 Std Only	Loc. Int.; 1.8175" OD, 1.5000" ID, 0.2160" Depth	
24	VALVE, MISC Keeper	64	VK-115A Std Only	1 groove; Square cut key groove; Carton pack 24	
24	Keeper	64	VK-115 Std Only	1 groove; Square cut key groove; Carton pack 32	
24	Keeper	64	VK-115R Std Only	1 groove; Square cut key groove; Hardened	
24	Keeper, Bulk	64	VK-115B Std Only	1 groove; Square cut key groove; Carton of 1000	

(continued on next page)

GM Car (Incl. Buick, Cad., Chev., Olds., Pontiac)

43 215 3.5L (3524cc) OHV L6 (12 Valve) (Pontiac), 3.75" Bore (GMC Eng.), 1 Bbl. "Eng. Code 87Z" 1964
(cont.)

QTY	VALVE, MISC (cont.)	YEARS	PART NO.	DESCRIPTION
12	Spring Insert	64	259-105B Std Only	.030"; Carton of 100
QTY	PISTON	YEARS	PART NO.	DESCRIPTION
6	Pin	64	P-2208 Std-3-5-0015	0.6200" Inside Dia., 0.9272" Outside Dia.
QTY	RINGS	YEARS	PART NO.	DESCRIPTION
1	Premium Set	64	E-222K Std-20-30-40-60	2-5/64, 1-3/16; Premium Moly
1	Standard Set	64	E-222X Std-20-30-40-60	2-5/64, 1-3/16; Iron
QTY	SLEEVE	YEARS	PART NO.	DESCRIPTION
6	Repair Sleeve	64	SL-19M Std Only	3/32" wall, must be cut to correct length
QTY	ENGINE BEARINGS	YEARS	PART NO.	DESCRIPTION
1	Main Set	64	4124MA Std-1-10-20-30-40-60	A-Series aluminum bearings
1	Rod Set	64	6-2020CP Std-10-20-30-40	6-2020CA 60 avail. as unplated & resizeable
1	Rod Set	64	6-2020CA 60 60	Unplated & resizeable
6	Rod Pair	64	2020CP Std-1-2-10-20-30-40-50	
1	Cam Set	64	1203M Std Only	VINTAGE
QTY	OIL PUMP	YEARS	PART NO.	DESCRIPTION
1	Oil Pump	64	224-4147	
1	Oil Pump	64	224-4157	High Volume, check pan for clearance
QTY	GASKETS	YEARS	PART NO.	DESCRIPTION
1	Kit Gasket Set	64	260-1005	VINTAGE

44 215 3.5L (3524cc) OHV L6 (12 Valve) (Pontiac), 3.75" Bore (GMC Eng.), 1 Bbl. "Eng. Code 88Y" 1964

QTY	TIMING	YEARS	PART NO.	DESCRIPTION
1	Crank Gear	64	221-2537	27 Teeth
QTY	CAMSHAFT/LIFTER	YEARS	PART NO.	DESCRIPTION
1	Camshaft	64	CS-633	Hydraulic, (050) Duration at .050 Lobe Lift, 172 Exh., 172 Int., 105 Degrees Lobe Separation
1	Prelube		55-403 Std Only	1.5 oz. packet
1	Prelube		55-400 Std Only	4 oz. bottle; 1.5 oz. packet No. 55-403 also avail.
12	Lifter	64	HT-817 Std Only	Hyd.
12	Lifter, Bulk	64	HT-817B Std Only	Hyd.; Carton of 128
QTY	CAM KIT	YEARS	PART NO.	DESCRIPTION
1	Cam/Lifter Kit	64	KC-633	Hyd.; (1) 55-403B; (1) CS-633; (12) HT-817
QTY	PUSH ROD	YEARS	PART NO.	DESCRIPTION
12	Push Rod	64	RP-3180 Std Only	9.6800" O.A.L.
12	Push Rod, Bulk	64	BRP-3180 Std Only	Carton of 100; 9.6800" O.A.L.
QTY	ROCKER PARTS	YEARS	PART NO.	DESCRIPTION
12	Arm Assy.	64	R-832 Std Only	Incl. arm, ball & nut
12	Arm Assy., Bulk	64	R-832B Std Only	Incl. arm, ball & nut; Carton of 64
12	Arm	64	R-832A Std Only	
12	Rocker Arm Ball	64	MR-1780 Std Only	
12	Nut	64	MR-1751 Std Only	Self-locking, 3/8" x 24 threads
12	Stud	64	MR-1752 Std Only	.003" O/S; 3/8" x 24 x 2.495"
12	Stud	64	MR-1949 Std Only	.372" x 24 x 2.495"
QTY	VALVE	YEARS	PART NO.	DESCRIPTION
6	Exhaust	64	V-1199 Std-3-5-15-30	VINTAGE; 1.5000" Head Dia., 0.3415" Stem Dia., 4.9280" O.A.L.
6	Exhaust, Bulk	64	V-1199B Std Only	VINTAGE; Carton of 25; 1.5000" Head Dia., 0.3415" Stem Dia., 4.9280" O.A.L.
6	Intake	64	V-1200 Std-3-15-30	VINTAGE; 1.7200" Head Dia., 0.3413" Stem Dia., 4.9170" O.A.L.
6	Intake, Bulk	64	V-1200B Std Only	VINTAGE; Carton of 25; 1.7200" Head Dia., 0.3413" Stem Dia., 4.9170" O.A.L.
QTY	VALVE SPRING	YEARS	PART NO.	DESCRIPTION
12	Spring	64	VS-521 Std Only	Incl. damper; 2.1090" Free Height
QTY	VALVE SEAL	YEARS	PART NO.	DESCRIPTION
12	Valve Stem Seal	64	MV-1233C Std Only	O-Ring; (RBB) Rubber
12	Valve Stem Seal Bulk	64	MV-1233 Std Only	O-Ring; Carton of 100; (RBB) Rubber
QTY	VALVE SEAT	YEARS	PART NO.	DESCRIPTION
6	Seat	64	245-1562-2 Std Only	Loc. Exh.; 1.5675" OD, 1.3125" ID, 0.2480" Depth
6	Seat	64	245-1562-2N Std Only	Loc. Exh.; Premium Material; 1.5675" OD, 1.3125" ID, 0.2480" Depth
6	Seat	64	245-1812-3 Std Only	Loc. Int.; 1.8175" OD, 1.5000" ID, 0.2160" Depth
QTY	VALVE, MISC	YEARS	PART NO.	DESCRIPTION
24	Keeper	64	VK-115A Std Only	1 groove; Square cut key groove; Carton pack 24
24	Keeper	64	VK-115 Std Only	1 groove; Square cut key groove; Carton pack 32

(continued on next page)

GM Car (Incl. Buick, Cad., Chev., Olds., Pontiac)

215 3.5L (3524cc) OHV L6 (12 Valve) (Pontiac), 3.75" Bore (GMC Eng.), 1 Bbl. "Eng. Code 88Y" 1964 44
(cont.)

QTY	VALVE, MISC (cont.)	YEARS	PART NO.	DESCRIPTION
24	Keeper	64	VK-115R Std Only	1 groove; Square cut key groove; Hardened
24	Keeper, Bulk	64	VK-115B Std Only	1 groove; Square cut key groove; Carton of 1000
12	Spring Insert	64	259-105B Std Only	.030"; Carton of 100
QTY	PISTON	YEARS	PART NO.	DESCRIPTION
6	Pin	64	P-2208 Std-3-5-0015	0.6200" Inside Dia., 0.9272" Outside Dia.
QTY	RINGS	YEARS	PART NO.	DESCRIPTION
1	Premium Set	64	E-222K Std-20-30-40-60	2-5/64, 1-3/16; Premium Moly
1	Standard Set	64	E-222X Std-20-30-40-60	2-5/64, 1-3/16; Iron
QTY	SLEEVE	YEARS	PART NO.	DESCRIPTION
6	Repair Sleeve	64	SL-19M Std Only	3/32" wall, must be cut to correct length
QTY	ENGINE BEARINGS	YEARS	PART NO.	DESCRIPTION
1	Main Set	64	4124MA Std-1-10-20-30-40-60	A-Series aluminum bearings
1	Rod Set	64	6-2020CP Std-10-20-30-40	6-2020CA 60 avail. as unplated & resizeable
1	Rod Set	64	6-2020CA 60 60	Unplated & resizeable
6	Rod Pair	64	2020CP Std-1-2-10-20-30-40-50	
1	Cam Set	64	1203M Std Only	VINTAGE
QTY	OIL PUMP	YEARS	PART NO.	DESCRIPTION
1	Oil Pump	64	224-4147	
1	Oil Pump	64	224-4157	High Volume, check pan for clearance
QTY	GASKETS	YEARS	PART NO.	DESCRIPTION
1	Kit Gasket Set	64	260-1005	VINTAGE

215 3.5L (3524cc) OHV L6 (12 Valve) (Pontiac), 3.75" Bore (GMC Eng.), 1 Bbl. "Eng. Code 89Y" 1964 45

QTY	TIMING	YEARS	PART NO.	DESCRIPTION
1	Crank Gear	64	221-2537	27 Teeth
QTY	CAMSHAFT/LIFTER	YEARS	PART NO.	DESCRIPTION
1	Camshaft	64	CS-633	Hydraulic, (050) Duration at .050 Lobe Lift, 172 Exh., 172 Int., 105 Degrees Lobe Separation
1	Prelube		55-403 Std Only	1.5 oz. packet
1	Prelube		55-400 Std Only	4 oz. bottle; 1.5 oz. packet No. 55-403 also avail.
12	Lifter	64	HT-817 Std Only	Hyd.
12	Lifter, Bulk	64	HT-817B Std Only	Hyd.; Carton of 128
QTY	CAM KIT	YEARS	PART NO.	DESCRIPTION
1	Cam/Lifter Kit	64	KC-633	Hyd.; (1) 55-403B; (1) CS-633; (12) HT-817
QTY	PUSH ROD	YEARS	PART NO.	DESCRIPTION
12	Push Rod	64	RP-3180 Std Only	9.6800" O.A.L.
12	Push Rod, Bulk	64	BRP-3180 Std Only	Carton of 100; 9.6800" O.A.L.
QTY	ROCKER PARTS	YEARS	PART NO.	DESCRIPTION
12	Arm Assy.	64	R-832 Std Only	Incl. arm, ball & nut
12	Arm Assy., Bulk	64	R-832B Std Only	Incl. arm, ball & nut; Carton of 64
12	Arm	64	R-832A Std Only	
12	Rocker Arm Ball	64	MR-1780 Std Only	
12	Nut	64	MR-1751 Std Only	Self-locking, 3/8" x 24 threads
12	Stud	64	MR-1752 Std Only	.003" O/S; 3/8" x 24 x 2.495"
12	Stud	64	MR-1949 Std Only	.372" x 24 x 2.495"
QTY	VALVE	YEARS	PART NO.	DESCRIPTION
6	Exhaust	64	V-1199 Std-3-5-15-30	VINTAGE; 1.5000" Head Dia., 0.3415" Stem Dia., 4.9280" O.A.L.
6	Exhaust, Bulk	64	V-1199B Std Only	VINTAGE; Carton of 25; 1.5000" Head Dia., 0.3415" Stem Dia., 4.9280" O.A.L.
6	Intake	64	V-1200 Std-3-15-30	VINTAGE; 1.7200" Head Dia., 0.3413" Stem Dia., 4.9170" O.A.L.
6	Intake, Bulk	64	V-1200B Std Only	VINTAGE; Carton of 25; 1.7200" Head Dia., 0.3413" Stem Dia., 4.9170" O.A.L.
QTY	VALVE SPRING	YEARS	PART NO.	DESCRIPTION
12	Spring	64	VS-521 Std Only	Incl. damper; 2.1090" Free Height
QTY	VALVE SEAL	YEARS	PART NO.	DESCRIPTION
12	Valve Stem Seal	64	MV-1233C Std Only	O-Ring; (RBB) Rubber
12	Valve Stem Seal Bulk	64	MV-1233 Std Only	O-Ring; Carton of 100; (RBB) Rubber
QTY	VALVE SEAT	YEARS	PART NO.	DESCRIPTION
6	Seat	64	245-1562-2 Std Only	Loc. Exh.; 1.5675" OD, 1.3125" ID, 0.2480" Depth
6	Seat	64	245-1562-2N Std Only	Loc. Exh.; Premium Material; 1.5675" OD, 1.3125" ID, 0.2480" Depth
6	Seat	64	245-1812-3 Std Only	Loc. Int.; 1.8175" OD, 1.5000" ID, 0.2160" Depth

(continued on next page)

GM Car (Incl. Buick, Cad., Chev., Olds., Pontiac)

45 215 3.5L (3524cc) OHV L6 (12 Valve) (Pontiac), 3.75" Bore (GMC Eng.), 1 Bbl. "Eng. Code 89Y" 1964
(cont.)

QTY	VALVE, MISC	YEARS	PART NO.	DESCRIPTION
24	Keeper	64	VK-115A Std Only	1 groove; Square cut key groove; Carton pack 24
24	Keeper	64	VK-115 Std Only	1 groove; Square cut key groove; Carton pack 32
24	Keeper	64	VK-115R Std Only	1 groove; Square cut key groove; Hardened
24	Keeper, Bulk	64	VK-115B Std Only	1 groove; Square cut key groove; Carton of 1000
12	Spring Insert	64	259-105B Std Only	.030"; Carton of 100
QTY	PISTON	YEARS	PART NO.	DESCRIPTION
6	Pin	64	P-2208 Std-3-5-0015	0.6200" Inside Dia., 0.9272" Outside Dia.
QTY	RINGS	YEARS	PART NO.	DESCRIPTION
1	Premium Set	64	E-222K Std-20-30-40-60	2-5/64, 1-3/16; Premium Moly
1	Standard Set	64	E-222X Std-20-30-40-60	2-5/64, 1-3/16; Iron
QTY	SLEEVE	YEARS	PART NO.	DESCRIPTION
6	Repair Sleeve	64	SL-19M Std Only	3/32" wall, must be cut to correct length
QTY	ENGINE BEARINGS	YEARS	PART NO.	DESCRIPTION
1	Main Set	64	4124MA Std-1-10-20-30-40-60	A-Series aluminum bearings
1	Rod Set	64	6-2020CP Std-10-20-30-40	6-2020CA 60 avail. as unplated & resizeable
1	Rod Set	64	6-2020CA 60 60	Unplated & resizeable
6	Rod Pair	64	2020CP Std-1-2-10-20-30-40-50	
1	Cam Set	64	1203M Std Only	VINTAGE
QTY	OIL PUMP	YEARS	PART NO.	DESCRIPTION
1	Oil Pump	64	224-4147	
1	Oil Pump	64	224-4157	High Volume, check pan for clearance
QTY	GASKETS	YEARS	PART NO.	DESCRIPTION
1	Kit Gasket Set	64	260-1005	VINTAGE

46 215 3.5L (3524cc) OHV L6 (12 Valve) (Pontiac), 3.75" Bore (GMC Eng.), 1 Bbl. "Eng. Code ZD" 1965

QTY	TIMING	YEARS	PART NO.	DESCRIPTION
1	Crank Gear	65	221-2537	27 Teeth
QTY	CAMSHAFT/LIFTER	YEARS	PART NO.	DESCRIPTION
1	Camshaft	65	CS-633	Hydraulic, (050) Duration at .050 Lobe Lift, 172 Exh., 172 Int., 105 Degrees Lobe Separation
1	Prelube		55-403 Std Only	1.5 oz. packet
1	Prelube		55-400 Std Only	4 oz. bottle; 1.5 oz. packet No. 55-403 also avail.
12	Lifter	65	HT-817 Std Only	Hyd.
12	Lifter, Bulk	65	HT-817B Std Only	Hyd.; Carton of 128
QTY	CAM KIT	YEARS	PART NO.	DESCRIPTION
1	Cam/Lifter Kit	65	KC-633	Hyd.; (1) 55-403B; (1) CS-633; (12) HT-817
QTY	PUSH ROD	YEARS	PART NO.	DESCRIPTION
12	Push Rod	65	RP-3180 Std Only	9.6800" O.A.L.
12	Push Rod, Bulk	65	BRP-3180 Std Only	Carton of 100; 9.6800" O.A.L.
QTY	ROCKER PARTS	YEARS	PART NO.	DESCRIPTION
12	Arm Assy.	65	R-832 Std Only	Incl. arm, ball & nut
12	Arm Assy., Bulk	65	R-832B Std Only	Incl. arm, ball & nut; Carton of 64
12	Arm	65	R-832A Std Only	
12	Rocker Arm Ball	65	MR-1780 Std Only	
12	Nut	65	MR-1751 Std Only	Self-locking, 3/8" x 24 threads
12	Stud	65	MR-1752 Std Only	.003" O/S; 3/8" x 24 x 2.495"
12	Stud	65	MR-1949 Std Only	.372" x 24 x 2.495"
QTY	VALVE	YEARS	PART NO.	DESCRIPTION
6	Exhaust	65	V-1199 Std-3-5-15-30	VINTAGE; 1.5000" Head Dia., 0.3415" Stem Dia., 4.9280" O.A.L.
6	Exhaust, Bulk	65	V-1199B Std Only	VINTAGE; Carton of 25; 1.5000" Head Dia., 0.3415" Stem Dia., 4.9280" O.A.L.
6	Intake	65	V-1200 Std-3-15-30	VINTAGE; 1.7200" Head Dia., 0.3413" Stem Dia., 4.9170" O.A.L.
6	Intake, Bulk	65	V-1200B Std Only	VINTAGE; Carton of 25; 1.7200" Head Dia., 0.3413" Stem Dia., 4.9170" O.A.L.
QTY	VALVE SPRING	YEARS	PART NO.	DESCRIPTION
12	Spring	65	VS-521 Std Only	Incl. damper; 2.1090" Free Height
QTY	VALVE SEAL	YEARS	PART NO.	DESCRIPTION
12	Valve Stem Seal	65	MV-1233C Std Only	O-Ring; (RBB) Rubber
12	Valve Stem Seal Bulk	65	MV-1233 Std Only	O-Ring; Carton of 100; (RBB) Rubber
QTY	VALVE SEAT	YEARS	PART NO.	DESCRIPTION
6	Seat	65	245-1562-2 Std Only	Loc. Exh.; 1.5675" OD, 1.3125" ID, 0.2480" Depth
6	Seat	65	245-1562-2N Std Only	Loc. Exh.; Premium Material; 1.5675" OD, 1.3125" ID, 0.2480" Depth

(continued on next page)

GM Car (Incl. Buick, Cad., Chev., Olds., Pontiac)

215 3.5L (3524cc) OHV L6 (12 Valve) (Pontiac), 3.75" Bore (GMC Eng.), 1 Bbl. "Eng. Code ZD" 1965 **46**
(cont.)

QTY	VALVE SEAT (cont.)	YEARS	PART NO.	DESCRIPTION
6	Seat	65	245-1812-3 Std Only	Loc. Int.; 1.8175" OD, 1.5000" ID, 0.2160" Depth
QTY	VALVE, MISC	YEARS	PART NO.	DESCRIPTION
24	Keeper	65	VK-115A Std Only	1 groove; Square cut key groove; Carton pack 24
24	Keeper	65	VK-115 Std Only	1 groove; Square cut key groove; Carton pack 32
24	Keeper	65	VK-115R Std Only	1 groove; Square cut key groove; Hardened
24	Keeper, Bulk	65	VK-115B Std Only	1 groove; Square cut key groove; Carton of 1000
12	Spring Insert	65	259-105B Std Only	.030"; Carton of 100
QTY	PISTON	YEARS	PART NO.	DESCRIPTION
6	Pin	65	P-2208 Std-3-5-0015	0.6200" Inside Dia., 0.9272" Outside Dia.
QTY	RINGS	YEARS	PART NO.	DESCRIPTION
1	Premium Set	65	E-222K Std-20-30-40-60	2-5/64, 1-3/16; Premium Moly
1	Standard Set	65	E-222X Std-20-30-40-60	2-5/64, 1-3/16; Iron
QTY	SLEEVE	YEARS	PART NO.	DESCRIPTION
6	Repair Sleeve	65	SL-19M Std Only	3/32" wall, must be cut to correct length
QTY	ENGINE BEARINGS	YEARS	PART NO.	DESCRIPTION
1	Main Set	65	4124MA Std-1-10-20-30-40-60	A-Series aluminum bearings
1	Rod Set	65	6-2020CP Std-10-20-30-40	6-2020CA 60 avail. as unplated & resizeable
1	Rod Set	65	6-2020CA 60 60	Unplated & resizeable
6	Rod Pair	65	2020CP Std-1-2-10-20-30-40-50	
1	Cam Set	65	1203M Std Only	VINTAGE
QTY	OIL PUMP	YEARS	PART NO.	DESCRIPTION
1	Oil Pump	65	224-4147	
1	Oil Pump	65	224-4157	High Volume, check pan for clearance
QTY	GASKETS	YEARS	PART NO.	DESCRIPTION
1	Kit Gasket Set	65	260-1005	VINTAGE

215 3.5L (3524cc) OHV L6 (12 Valve) (Pontiac), 3.75" Bore (GMC Eng.), 1 Bbl. "Eng. Code ZE" 1965 **47**

QTY	TIMING	YEARS	PART NO.	DESCRIPTION
1	Crank Gear	65	221-2537	27 Teeth
QTY	CAMSHAFT/LIFTER	YEARS	PART NO.	DESCRIPTION
1	Camshaft	65	CS-633	Hydraulic, (050) Duration at .050 Lobe Lift, 172 Exh., 172 Int., 105 Degrees Lobe Separation
1	Prelube		55-403 Std Only	1.5 oz. packet
1	Prelube		55-400 Std Only	4 oz. bottle; 1.5 oz. packet No. 55-403 also avail.
12	Lifter	65	HT-817 Std Only	Hyd.
12	Lifter, Bulk	65	HT-817B Std Only	Hyd.; Carton of 128
QTY	CAM KIT	YEARS	PART NO.	DESCRIPTION
1	Cam/Lifter Kit	65	KC-633	Hyd.; (1) 55-403B; (1) CS-633; (12) HT-817
QTY	PUSH ROD	YEARS	PART NO.	DESCRIPTION
12	Push Rod	65	RP-3180 Std Only	9.6800" O.A.L.
12	Push Rod, Bulk	65	BRP-3180 Std Only	Carton of 100; 9.6800" O.A.L.
QTY	ROCKER PARTS	YEARS	PART NO.	DESCRIPTION
12	Arm Assy.	65	R-832 Std Only	Incl. arm, ball & nut
12	Arm Assy., Bulk	65	R-832B Std Only	Incl. arm, ball & nut; Carton of 64
12	Arm	65	R-832A Std Only	
12	Rocker Arm Ball	65	MR-1780 Std Only	
12	Nut	65	MR-1751 Std Only	Self-locking, 3/8" x 24 threads
12	Stud	65	MR-1752 Std Only	.003" O/S; 3/8" x 24 x 2.495"
12	Stud	65	MR-1949 Std Only	.372" x 24 x 2.495"
QTY	VALVE	YEARS	PART NO.	DESCRIPTION
6	Exhaust	65	V-1199 Std-3-5-15-30	VINTAGE; 1.5000" Head Dia., 0.3415" Stem Dia., 4.9280" O.A.L.
6	Exhaust, Bulk	65	V-1199B Std Only	VINTAGE; Carton of 25; 1.5000" Head Dia., 0.3415" Stem Dia., 4.9280" O.A.L.
6	Intake	65	V-1200 Std-3-15-30	VINTAGE; 1.7200" Head Dia., 0.3413" Stem Dia., 4.9170" O.A.L.
6	Intake, Bulk	65	V-1200B Std Only	VINTAGE; Carton of 25; 1.7200" Head Dia., 0.3413" Stem Dia., 4.9170" O.A.L.
QTY	VALVE SPRING	YEARS	PART NO.	DESCRIPTION
12	Spring	65	VS-521 Std Only	Incl. damper; 2.1090" Free Height
QTY	VALVE SEAL	YEARS	PART NO.	DESCRIPTION
12	Valve Stem Seal	65	MV-1233C Std Only	O-Ring; (RBB) Rubber
12	Valve Stem Seal Bulk	65	MV-1233 Std Only	O-Ring; Carton of 100; (RBB) Rubber
QTY	VALVE SEAT	YEARS	PART NO.	DESCRIPTION
6	Seat	65	245-1562-2 Std Only	Loc. Exh.; 1.5675" OD, 1.3125" ID, 0.2480" Depth

(continued on next page)

GM Car (Incl. Buick, Cad., Chev., Olds., Pontiac)

47 215 3.5L (3524cc) OHV L6 (12 Valve) (Pontiac), 3.75" Bore (GMC Eng.), 1 Bbl. "Eng. Code ZE" 1965
(cont.)

QTY	VALVE SEAT (cont.)	YEARS	PART NO.	DESCRIPTION
6	Seat	65	245-1562-2N Std Only	Loc. Exh.; Premium Material; 1.5675" OD, 1.3125" ID, 0.2480" Depth
6	Seat	65	245-1812-3 Std Only	Loc. Int.; 1.8175" OD, 1.5000" ID, 0.2160" Depth
QTY	VALVE, MISC	YEARS	PART NO.	DESCRIPTION
24	Keeper	65	VK-115A Std Only	1 groove; Square cut key groove; Carton pack 24
24	Keeper	65	VK-115 Std Only	1 groove; Square cut key groove; Carton pack 32
24	Keeper	65	VK-115R Std Only	1 groove; Square cut key groove; Hardened
24	Keeper, Bulk	65	VK-115B Std Only	1 groove; Square cut key groove; Carton of 1000
12	Spring Insert	65	259-105B Std Only	.030"; Carton of 100
QTY	PISTON	YEARS	PART NO.	DESCRIPTION
6	Pin	65	P-2208 Std-3-5-0015	0.6200" Inside Dia., 0.9272" Outside Dia.
QTY	RINGS	YEARS	PART NO.	DESCRIPTION
1	Premium Set	65	E-222K Std-20-30-40-60	2-5/64, 1-3/16; Premium Moly
1	Standard Set	65	E-222X Std-20-30-40-60	2-5/64, 1-3/16; Iron
QTY	SLEEVE	YEARS	PART NO.	DESCRIPTION
6	Repair Sleeve	65	SL-19M Std Only	3/32" wall, must be cut to correct length
QTY	ENGINE BEARINGS	YEARS	PART NO.	DESCRIPTION
1	Main Set	65	4124MA Std-1-10-20-30-40-60	A-Series aluminum bearings
1	Rod Set	65	6-2020CP Std-10-20-30-40	6-2020CA 60 avail. as unplated & resizeable
1	Rod Set	65	6-2020CA 60 60	Unplated & resizeable
6	Rod Pair	65	2020CP Std-1-2-10-20-30-40-50	
1	Cam Set	65	1203M Std Only	VINTAGE
QTY	OIL PUMP	YEARS	PART NO.	DESCRIPTION
1	Oil Pump	65	224-4147	
1	Oil Pump	65	224-4157	High Volume, check pan for clearance
QTY	GASKETS	YEARS	PART NO.	DESCRIPTION
1	Kit Gasket Set	65	260-1005	VINTAGE

48 215 3.5L (3524cc) OHV L6 (12 Valve) (Pontiac), 3.75" Bore (GMC Eng.), 1 Bbl. "Eng. Code ZK" 1965

QTY	TIMING	YEARS	PART NO.	DESCRIPTION
1	Crank Gear	65	221-2537	27 Teeth
QTY	CAMSHAFT/LIFTER	YEARS	PART NO.	DESCRIPTION
1	Camshaft	65	CS-633	Hydraulic, (.050) Duration at .050 Lobe Lift, 172 Exh., 172 Int., 105 Degrees Lobe Separation
1	Prelube		55-403 Std Only	1.5 oz. packet
1	Prelube		55-400 Std Only	4 oz. bottle; 1.5 oz. packet No. 55-403 also avail.
12	Lifter	65	HT-817 Std Only	Hyd.
12	Lifter, Bulk	65	HT-817B Std Only	Hyd.; Carton of 128
QTY	CAM KIT	YEARS	PART NO.	DESCRIPTION
1	Cam/Lifter Kit	65	KC-633	Hyd.; (1) 55-403B; (1) CS-633; (12) HT-817
QTY	PUSH ROD	YEARS	PART NO.	DESCRIPTION
12	Push Rod	65	RP-3180 Std Only	9.6800" O.A.L.
12	Push Rod, Bulk	65	BRP-3180 Std Only	Carton of 100; 9.6800" O.A.L.
QTY	ROCKER PARTS	YEARS	PART NO.	DESCRIPTION
12	Arm Assy.	65	R-832 Std Only	Incl. arm, ball & nut
12	Arm Assy., Bulk	65	R-832B Std Only	Incl. arm, ball & nut; Carton of 64
12	Arm	65	R-832A Std Only	
12	Rocker Arm Ball	65	MR-1780 Std Only	
12	Nut	65	MR-1751 Std Only	Self-locking, 3/8" x 24 threads
12	Stud	65	MR-1752 Std Only	.003" O/S; 3/8" x 24 x 2.495"
12	Stud	65	MR-1949 Std Only	.372" x 24 x 2.495"
QTY	VALVE	YEARS	PART NO.	DESCRIPTION
6	Exhaust	65	V-1199 Std-3-5-15-30	VINTAGE; 1.5000" Head Dia., 0.3415" Stem Dia., 4.9280" O.A.L.
6	Exhaust, Bulk	65	V-1199B Std Only	VINTAGE; Carton of 25; 1.5000" Head Dia., 0.3415" Stem Dia., 4.9280" O.A.L.
6	Intake	65	V-1200 Std-3-15-30	VINTAGE; 1.7200" Head Dia., 0.3413" Stem Dia., 4.9170" O.A.L.
6	Intake, Bulk	65	V-1200B Std Only	VINTAGE; Carton of 25; 1.7200" Head Dia., 0.3413" Stem Dia., 4.9170" O.A.L.
QTY	VALVE SPRING	YEARS	PART NO.	DESCRIPTION
12	Spring	65	VS-521 Std Only	Incl. damper; 2.1090" Free Height
QTY	VALVE SEAL	YEARS	PART NO.	DESCRIPTION
12	Valve Stem Seal	65	MV-1233C Std Only	O-Ring; (RBB) Rubber
12	Valve Stem Seal Bulk	65	MV-1233 Std Only	O-Ring; Carton of 100; (RBB) Rubber

(continued on next page)

GM Car (Incl. Buick, Cad., Chev., Olds., Pontiac)

215 3.5L (3524cc) OHV L6 (12 Valve) (Pontiac), 3.75" Bore (GMC Eng.), 1 Bbl. "Eng. Code ZK" 1965 48
(cont.)

QTY	VALVE SEAT	YEARS	PART NO.	DESCRIPTION
6	Seat	65	245-1562-2 Std Only	Loc. Exh.; 1.5675" OD, 1.3125" ID, 0.2480" Depth
6	Seat	65	245-1562-2N Std Only	Loc. Exh.; Premium Material; 1.5675" OD, 1.3125" ID, 0.2480" Depth
6	Seat	65	245-1812-3 Std Only	Loc. Int.; 1.8175" OD, 1.5000" ID, 0.2160" Depth
QTY	VALVE, MISC	YEARS	PART NO.	DESCRIPTION
24	Keeper	65	VK-115A Std Only	1 groove; Square cut key groove; Carton pack 24
24	Keeper	65	VK-115 Std Only	1 groove; Square cut key groove; Carton pack 32
24	Keeper	65	VK-115R Std Only	1 groove; Square cut key groove; Hardened
24	Keeper, Bulk	65	VK-115B Std Only	1 groove; Square cut key groove; Carton of 1000
12	Spring Insert	65	259-105B Std Only	.030"; Carton of 100
QTY	PISTON	YEARS	PART NO.	DESCRIPTION
6	Pin	65	P-2208 Std-3-5-0015	0.6200" Inside Dia., 0.9272" Outside Dia.
QTY	RINGS	YEARS	PART NO.	DESCRIPTION
1	Premium Set	65	E-222K Std-20-30-40-60	2-5/64, 1-3/16; Premium Moly
1	Standard Set	65	E-222X Std-20-30-40-60	2-5/64, 1-3/16; Iron
QTY	SLEEVE	YEARS	PART NO.	DESCRIPTION
6	Repair Sleeve	65	SL-19M Std Only	3/32" wall, must be cut to correct length
QTY	ENGINE BEARINGS	YEARS	PART NO.	DESCRIPTION
1	Main Set	65	4124MA Std-1-10-20-30-40-60	A-Series aluminum bearings
1	Rod Set	65	6-2020CP Std-10-20-30-40	6-2020CA 60 avail. as unplated & resizeable
1	Rod Set	65	6-2020CA 60 60	Unplated & resizeable
6	Rod Pair	65	2020CP Std-1-2-10-20-30-40-50	
1	Cam Set	65	1203M Std Only	VINTAGE
QTY	OIL PUMP	YEARS	PART NO.	DESCRIPTION
1	Oil Pump	65	224-4147	
1	Oil Pump	65	224-4157	High Volume, check pan for clearance
QTY	GASKETS	YEARS	PART NO.	DESCRIPTION
1	Kit Gasket Set	65	260-1005	VINTAGE

215 3.5L (3524cc) OHV L6 (12 Valve) (Pontiac), 3.75" Bore (GMC Eng.), 1 Bbl. "Eng. Code ZL" 1965 49

QTY	TIMING	YEARS	PART NO.	DESCRIPTION
1	Crank Gear	65	221-2537	27 Teeth
QTY	CAMSHAFT/LIFTER	YEARS	PART NO.	DESCRIPTION
1	Camshaft	65	CS-633	Hydraulic, (050) Duration at .050 Lobe Lift, 172 Exh., 172 Int., 105 Degrees Lobe Separation
1	Prelube		55-403 Std Only	1.5 oz. packet
1	Prelube		55-400 Std Only	4 oz. bottle; 1.5 oz. packet No. 55-403 also avail.
12	Lifter	65	HT-817 Std Only	Hyd.
12	Lifter, Bulk	65	HT-817B Std Only	Hyd.; Carton of 128
QTY	CAM KIT	YEARS	PART NO.	DESCRIPTION
1	Cam/Lifter Kit	65	KC-633	Hyd.; (1) 55-403B; (1) CS-633; (12) HT-817
QTY	PUSH ROD	YEARS	PART NO.	DESCRIPTION
12	Push Rod	65	RP-3180 Std Only	9.6800" O.A.L.
12	Push Rod, Bulk	65	BRP-3180 Std Only	Carton of 100; 9.6800" O.A.L.
QTY	ROCKER PARTS	YEARS	PART NO.	DESCRIPTION
12	Arm Assy.	65	R-832 Std Only	Incl. arm, ball & nut
12	Arm Assy., Bulk	65	R-832B Std Only	Incl. arm, ball & nut; Carton of 64
12	Arm	65	R-832A Std Only	
12	Rocker Arm Ball	65	MR-1780 Std Only	
12	Nut	65	MR-1751 Std Only	Self-locking, 3/8" x 24 threads
12	Stud	65	MR-1752 Std Only	.003" O/S; 3/8" x 24 x 2.495"
12	Stud	65	MR-1949 Std Only	.372" x 24 x 2.495"
QTY	VALVE	YEARS	PART NO.	DESCRIPTION
6	Exhaust	65	V-1199 Std-3-5-15-30	VINTAGE; 1.5000" Head Dia., 0.3415" Stem Dia., 4.9280" O.A.L.
6	Exhaust, Bulk	65	V-1199B Std Only	VINTAGE; Carton of 25; 1.5000" Head Dia., 0.3415" Stem Dia., 4.9280" O.A.L.
6	Intake	65	V-1200 Std-3-15-30	VINTAGE; 1.7200" Head Dia., 0.3413" Stem Dia., 4.9170" O.A.L.
6	Intake, Bulk	65	V-1200B Std Only	VINTAGE; Carton of 25; 1.7200" Head Dia., 0.3413" Stem Dia., 4.9170" O.A.L.
QTY	VALVE SPRING	YEARS	PART NO.	DESCRIPTION
12	Spring	65	VS-521 Std Only	Incl. damper; 2.1090" Free Height
QTY	VALVE SEAL	YEARS	PART NO.	DESCRIPTION
12	Valve Stem Seal	65	MV-1233C Std Only	O-Ring; (RBB) Rubber

(continued on next page)

GM Car (Incl. Buick, Cad., Chev., Olds., Pontiac)

49 215 3.5L (3524cc) OHV L6 (12 Valve) (Pontiac), 3.75" Bore (GMC Eng.), 1 Bbl. "Eng. Code ZL" 1965
(cont.)

QTY	VALVE SEAL (cont.)	YEARS	PART NO.	DESCRIPTION
12	Valve Stem Seal Bulk	65	MV-1233 Std Only	O-Ring; Carton of 100; (RBB) Rubber
6	VALVE SEAT	YEARS	PART NO.	DESCRIPTION
6	Seat	65	245-1562-2 Std Only	Loc. Exh.; 1.5675" OD, 1.3125" ID, 0.2480" Depth
6	Seat	65	245-1562-2N Std Only	Loc. Exh.; Premium Material; 1.5675" OD, 1.3125" ID, 0.2480" Depth
6	Seat	65	245-1812-3 Std Only	Loc. Int.; 1.8175" OD, 1.5000" ID, 0.2160" Depth
24	VALVE, MISC	YEARS	PART NO.	DESCRIPTION
24	Keeper	65	VK-115A Std Only	1 groove; Square cut key groove; Carton pack 24
24	Keeper	65	VK-115 Std Only	1 groove; Square cut key groove; Carton pack 32
24	Keeper	65	VK-115R Std Only	1 groove; Square cut key groove; Hardened
24	Keeper, Bulk	65	VK-115B Std Only	1 groove; Square cut key groove; Carton of 1000
12	Spring Insert	65	259-105B Std Only	.030"; Carton of 100
6	PISTON	YEARS	PART NO.	DESCRIPTION
6	Pin	65	P-2208 Std-3-5-0015	0.6200" Inside Dia., 0.9272" Outside Dia.
1	RINGS	YEARS	PART NO.	DESCRIPTION
1	Premium Set	65	E-222K Std-20-30-40-60	2-5/64, 1-3/16; Premium Moly
1	Standard Set	65	E-222X Std-20-30-40-60	2-5/64, 1-3/16; Iron
6	SLEEVE	YEARS	PART NO.	DESCRIPTION
6	Repair Sleeve	65	SL-19M Std Only	3/32" wall, must be cut to correct length
1	ENGINE BEARINGS	YEARS	PART NO.	DESCRIPTION
1	Main Set	65	4124MA Std-1-10-20-30-40-60	A-Series aluminum bearings
1	Rod Set	65	6-2020CP Std-10-20-30-40	6-2020CA 60 avail. as unplated & resizeable
1	Rod Set	65	6-2020CA 60 60	Unplated & resizeable
6	Rod Pair	65	2020CP Std-1-2-10-20-30-40-50	
1	Cam Set	65	1203M Std Only	VINTAGE
1	OIL PUMP	YEARS	PART NO.	DESCRIPTION
1	Oil Pump	65	224-4147	
1	Oil Pump	65	224-4157	High Volume, check pan for clearance
1	GASKETS	YEARS	PART NO.	DESCRIPTION
1	Kit Gasket Set	65	260-1005	VINTAGE

50 215 3.5L (3524cc) OHV L6 (12 Valve) (Pontiac), 3.75" Bore (GMC Eng.), 1 Bbl. "Eng. Code ZM" 1965

QTY	TIMING	YEARS	PART NO.	DESCRIPTION
1	Crank Gear	65	221-2537	27 Teeth
1	CAMSHAFT/LIFTER	YEARS	PART NO.	DESCRIPTION
1	Camshaft	65	CS-633	Hydraulic, (.050) Duration at .050 Lobe Lift, 172 Exh., 172 Int., 105 Degrees Lobe Separation
1	Prelube		55-403 Std Only	1.5 oz. packet
1	Prelube		55-400 Std Only	4 oz. bottle; 1.5 oz. packet No. 55-403 also avail.
12	Lifter	65	HT-817 Std Only	Hyd.
12	Lifter, Bulk	65	HT-817B Std Only	Hyd.; Carton of 128
1	CAM KIT	YEARS	PART NO.	DESCRIPTION
1	Cam/Lifter Kit	65	KC-633	Hyd.; (1) 55-403B; (1) CS-633; (12) HT-817
12	PUSH ROD	YEARS	PART NO.	DESCRIPTION
12	Push Rod	65	RP-3180 Std Only	9.6800" O.A.L.
12	Push Rod, Bulk	65	BRP-3180 Std Only	Carton of 100; 9.6800" O.A.L.
12	ROCKER PARTS	YEARS	PART NO.	DESCRIPTION
12	Arm Assy.	65	R-832 Std Only	Incl. arm, ball & nut
12	Arm Assy., Bulk	65	R-832B Std Only	Incl. arm, ball & nut; Carton of 64
12	Arm	65	R-832A Std Only	
12	Rocker Arm Ball	65	MR-1780 Std Only	
12	Nut	65	MR-1751 Std Only	Self-locking, 3/8" x 24 threads
12	Stud	65	MR-1752 Std Only	.003" O/S; 3/8" x 24 x 2.495"
12	Stud	65	MR-1949 Std Only	.372" x 24 x 2.495"
6	VALVE	YEARS	PART NO.	DESCRIPTION
6	Exhaust	65	V-1199 Std-3-5-15-30	VINTAGE; 1.5000" Head Dia., 0.3415" Stem Dia., 4.9280" O.A.L.
6	Exhaust, Bulk	65	V-1199B Std Only	VINTAGE; Carton of 25; 1.5000" Head Dia., 0.3415" Stem Dia., 4.9280" O.A.L.
6	Intake	65	V-1200 Std-3-15-30	VINTAGE; 1.7200" Head Dia., 0.3413" Stem Dia., 4.9170" O.A.L.
6	Intake, Bulk	65	V-1200B Std Only	VINTAGE; Carton of 25; 1.7200" Head Dia., 0.3413" Stem Dia., 4.9170" O.A.L.
12	VALVE SPRING	YEARS	PART NO.	DESCRIPTION
12	Spring	65	VS-521 Std Only	Incl. damper; 2.1090" Free Height

(continued on next page)

GM Car (Incl. Buick, Cad., Chev., Olds., Pontiac)

215 3.5L (3524cc) OHV L6 (12 Valve) (Pontiac), 3.75" Bore (GMC Eng.), 1 Bbl. "Eng. Code ZM" 1965 50
(cont.)

QTY	VALVE SEAL	YEARS	PART NO.	DESCRIPTION
12	Valve Stem Seal	65	MV-1233C Std Only	O-Ring; (RBB) Rubber
12	Valve Stem Seal Bulk	65	MV-1233 Std Only	O-Ring; Carton of 100; (RBB) Rubber
QTY	VALVE SEAT	YEARS	PART NO.	DESCRIPTION
6	Seat	65	245-1562-2 Std Only	Loc. Exh.; 1.5675" OD, 1.3125" ID, 0.2480" Depth
6	Seat	65	245-1562-2N Std Only	Loc. Exh.; Premium Material; 1.5675" OD, 1.3125" ID, 0.2480" Depth
6	Seat	65	245-1812-3 Std Only	Loc. Int.; 1.8175" OD, 1.5000" ID, 0.2160" Depth
QTY	VALVE, MISC	YEARS	PART NO.	DESCRIPTION
24	Keeper	65	VK-115A Std Only	1 groove; Square cut key groove; Carton pack 24
24	Keeper	65	VK-115 Std Only	1 groove; Square cut key groove; Carton pack 32
24	Keeper	65	VK-115R Std Only	1 groove; Square cut key groove; Hardened
24	Keeper, Bulk	65	VK-115B Std Only	1 groove; Square cut key groove; Carton of 1000
12	Spring Insert	65	259-105B Std Only	.030"; Carton of 100
QTY	PISTON	YEARS	PART NO.	DESCRIPTION
6	Pin	65	P-2208 Std-3-5-0015	0.6200" Inside Dia., 0.9272" Outside Dia.
QTY	RINGS	YEARS	PART NO.	DESCRIPTION
1	Premium Set	65	E-222K Std-20-30-40-60	2-5/64, 1-3/16; Premium Moly
1	Standard Set	65	E-222X Std-20-30-40-60	2-5/64, 1-3/16; Iron
QTY	SLEEVE	YEARS	PART NO.	DESCRIPTION
6	Repair Sleeve	65	SL-19M Std Only	3/32" wall, must be cut to correct length
QTY	ENGINE BEARINGS	YEARS	PART NO.	DESCRIPTION
1	Main Set	65	4124MA Std-1-10-20-30-40-60	A-Series aluminum bearings
1	Rod Set	65	6-2020CP Std-10-20-30-40	6-2020CA 60 avail. as unplated & resizeable
1	Rod Set	65	6-2020CA 60 60	Unplated & resizeable
6	Rod Pair	65	2020CP Std-1-2-10-20-30-40-50	
1	Cam Set	65	1203M Std Only	VINTAGE
QTY	OIL PUMP	YEARS	PART NO.	DESCRIPTION
1	Oil Pump	65	224-4147	
1	Oil Pump	65	224-4157	High Volume, check pan for clearance
QTY	GASKETS	YEARS	PART NO.	DESCRIPTION
1	Kit Gasket Set	65	260-1005	VINTAGE

215 3.5L (3524cc) OHV L6 (12 Valve) (Pontiac), 3.75" Bore (GMC Eng.), 1 Bbl. "Eng. Code ZN" 1965 51

QTY	TIMING	YEARS	PART NO.	DESCRIPTION
1	Crank Gear	65	221-2537	27 Teeth
QTY	CAMSHAFT/LIFTER	YEARS	PART NO.	DESCRIPTION
1	Camshaft	65	CS-633	Hydraulic, (.050) Duration at .050 Lobe Lift, 172 Exh., 172 Int., 105 Degrees Lobe Separation
1	Prelube		55-403 Std Only	1.5 oz. packet
1	Prelube		55-400 Std Only	4 oz. bottle; 1.5 oz. packet No. 55-403 also avail.
12	Lifter	65	HT-817 Std Only	Hyd.
12	Lifter, Bulk	65	HT-817B Std Only	Hyd.; Carton of 128
QTY	CAM KIT	YEARS	PART NO.	DESCRIPTION
1	Cam/Lifter Kit	65	KC-633	Hyd.; (1) 55-403B; (1) CS-633; (12) HT-817
QTY	PUSH ROD	YEARS	PART NO.	DESCRIPTION
12	Push Rod	65	RP-3180 Std Only	9.6800" O.A.L.
12	Push Rod, Bulk	65	BRP-3180 Std Only	Carton of 100; 9.6800" O.A.L.
QTY	ROCKER PARTS	YEARS	PART NO.	DESCRIPTION
12	Arm Assy.	65	R-832 Std Only	Incl. arm, ball & nut
12	Arm Assy., Bulk	65	R-832B Std Only	Incl. arm, ball & nut; Carton of 64
12	Arm	65	R-832A Std Only	
12	Rocker Arm Ball	65	MR-1780 Std Only	
12	Nut	65	MR-1751 Std Only	Self-locking, 3/8" x 24 threads
12	Stud	65	MR-1752 Std Only	.003" O/S; 3/8" x 24 x 2.495"
12	Stud	65	MR-1949 Std Only	.372" x 24 x 2.495"
QTY	VALVE	YEARS	PART NO.	DESCRIPTION
6	Exhaust	65	V-1199 Std-3-5-15-30	VINTAGE; 1.5000" Head Dia., 0.3415" Stem Dia., 4.9280" O.A.L.
6	Exhaust, Bulk	65	V-1199B Std Only	VINTAGE; Carton of 25; 1.5000" Head Dia., 0.3415" Stem Dia., 4.9280" O.A.L.
6	Intake	65	V-1200 Std-3-15-30	VINTAGE; 1.7200" Head Dia., 0.3413" Stem Dia., 4.9170" O.A.L.
6	Intake, Bulk	65	V-1200B Std Only	VINTAGE; Carton of 25; 1.7200" Head Dia., 0.3413" Stem Dia., 4.9170" O.A.L.

(continued on next page)

GM Car (Incl. Buick, Cad., Chev., Olds., Pontiac)

51 215 3.5L (3524cc) OHV L6 (12 Valve) (Pontiac), 3.75" Bore (GMC Eng.), 1 Bbl. "Eng. Code ZN" 1965
(cont.)

VALVE TRAIN	QTY	VALVE SPRING	YEARS	PART NO.	DESCRIPTION	VALVE TRAIN
	12	Spring	65	VS-521 Std Only	Incl. damper; 2.1090" Free Height	
	12	Valve Stem Seal	65	MV-1233C Std Only	O-Ring; (RBB) Rubber	
	12	Valve Stem Seal Bulk	65	MV-1233 Std Only	O-Ring; Carton of 100; (RBB) Rubber	
	6	Valve Seat	65	245-1562-2 Std Only	Loc. Exh.; 1.5675" OD, 1.3125" ID, 0.2480" Depth	
	6	Seat	65	245-1562-2N Std Only	Loc. Exh.; Premium Material; 1.5675" OD, 1.3125" ID, 0.2480" Depth	
	6	Seat	65	245-1812-3 Std Only	Loc. Int.; 1.8175" OD, 1.5000" ID, 0.2160" Depth	
	24	Valve, MISC	65	VK-115A Std Only	1 groove; Square cut key groove; Carton pack 24	
	24	Keeper	65	VK-115 Std Only	1 groove; Square cut key groove; Carton pack 32	
	24	Keeper	65	VK-115R Std Only	1 groove; Square cut key groove; Hardened	
	24	Keeper, Bulk	65	VK-115B Std Only	1 groove; Square cut key groove; Carton of 1000	
	12	Spring Insert	65	259-105B Std Only	.030"; Carton of 100	
BLOCK	6	PISTON	65	P-2208 Std-3-5-0015	0.6200" Inside Dia., 0.9272" Outside Dia.	BLOCK
	1	RINGS	65	E-222K Std-20-30-40-60	2-5/64, 1-3/16; Premium Moly	
	1	Standard Set	65	E-222X Std-20-30-40-60	2-5/64, 1-3/16; Iron	
	6	SLEEVE	65	SL-19M Std Only	3/32" wall, must be cut to correct length	
	1	ENGINE BEARINGS	65	4124MA Std-1-10-20-30-40-60	A-Series aluminum bearings	
	1	Rod Set	65	6-2020CP Std-10-20-30-40	6-2020CA 60 avail. as unplated & resizeable	
	1	Rod Set	65	6-2020CA 60 60	Unplated & resizeable	
	6	Rod Pair	65	2020CP Std-1-2-10-20-30-40-50		
	1	Cam Set	65	1203M Std Only	VINTAGE	
	1	OIL PUMP	65	224-4147		
1	Oil Pump	65	224-4157	High Volume, check pan for clearance		
1	GASKETS	65	260-1005	VINTAGE		
1	Kit Gasket Set	65	260-1005	VINTAGE		

52 215 3.5L (3524cc) OHV L6 (12 Valve) (Pontiac), 3.75" Bore (GMC Eng.), 1 Bbl. "Eng. Code ZR" 1965

VALVE TRAIN	QTY	TIMING	YEARS	PART NO.	DESCRIPTION	VALVE TRAIN
	1	Crank Gear	65	221-2537	27 Teeth	
	1	CAMSHAFT/LIFTER	65	CS-633	Hydraulic, (050) Duration at .050 Lobe Lift, 172 Exh., 172 Int., 105 Degrees Lobe Separation	
	1	Prelube		55-403 Std Only	1.5 oz. packet	
	1	Prelube		55-400 Std Only	4 oz. bottle; 1.5 oz. packet No. 55-403 also avail.	
	12	Lifter	65	HT-817 Std Only	Hyd.	
	12	Lifter, Bulk	65	HT-817B Std Only	Hyd.; Carton of 128	
	1	CAM KIT	65	KC-633	Hyd.; (1) 55-403B; (1) CS-633; (12) HT-817	
	12	PUSH ROD	65	RP-3180 Std Only	9.6800" O.A.L.	
	12	Push Rod, Bulk	65	BRP-3180 Std Only	Carton of 100; 9.6800" O.A.L.	
	12	ROCKER PARTS	65	R-832 Std Only	Incl. arm, ball & nut	
	12	Arm Assy., Bulk	65	R-832B Std Only	Incl. arm, ball & nut; Carton of 64	
	12	Arm	65	R-832A Std Only		
	12	Rocker Arm Ball	65	MR-1780 Std Only		
	12	Nut	65	MR-1751 Std Only	Self-locking, 3/8" x 24 threads	
	12	Stud	65	MR-1752 Std Only	.003" O/S; 3/8" x 24 x 2.495"	
	12	Stud	65	MR-1949 Std Only	.372" x 24 x 2.495"	
	6	VALVE	65	V-1199 Std-3-5-15-30	VINTAGE; 1.5000" Head Dia., 0.3415" Stem Dia., 4.9280" O.A.L.	
	6	Exhaust, Bulk	65	V-1199B Std Only	VINTAGE; Carton of 25; 1.5000" Head Dia., 0.3415" Stem Dia., 4.9280" O.A.L.	
	6	Intake	65	V-1200 Std-3-15-30	VINTAGE; 1.7200" Head Dia., 0.3413" Stem Dia., 4.9170" O.A.L.	

(continued on next page)

GM Car (Incl. Buick, Cad., Chev., Olds., Pontiac)

215 3.5L (3524cc) OHV L6 (12 Valve) (Pontiac), 3.75" Bore (GMC Eng.), 1 Bbl. "Eng. Code ZR" 1965 52
(cont.)

VALVE TRAIN	QTY	VALVE (cont.)	YEARS	PART NO.	DESCRIPTION
	6	Intake, Bulk	65	V-1200B Std Only	VINTAGE; Carton of 25; 1.7200" Head Dia., 0.3413" Stem Dia., 4.9170" O.A.L.
	12	Spring	65	VS-521 Std Only	Incl. damper; 2.1090" Free Height
	12	Valve Stem Seal	65	MV-1233C Std Only	O-Ring; (RBB) Rubber
	12	Valve Stem Seal Bulk	65	MV-1233 Std Only	O-Ring; Carton of 100; (RBB) Rubber
	6	Seat	65	245-1562-2 Std Only	Loc. Exh.; 1.5675" OD, 1.3125" ID, 0.2480" Depth
	6	Seat	65	245-1562-2N Std Only	Loc. Exh.; Premium Material; 1.5675" OD, 1.3125" ID, 0.2480" Depth
	6	Seat	65	245-1812-3 Std Only	Loc. Int.; 1.8175" OD, 1.5000" ID, 0.2160" Depth
	24	Keeper	65	VK-115A Std Only	1 groove; Square cut key groove; Carton pack 24
	24	Keeper	65	VK-115 Std Only	1 groove; Square cut key groove; Carton pack 32
	24	Keeper	65	VK-115R Std Only	1 groove; Square cut key groove; Hardened
	24	Keeper, Bulk	65	VK-115B Std Only	1 groove; Square cut key groove; Carton of 1000
	12	Spring Insert	65	259-105B Std Only	.030"; Carton of 100
BLOCK	QTY	PISTON	YEARS	PART NO.	DESCRIPTION
	6	Pin	65	P-2208 Std-3-5-0015	0.6200" Inside Dia., 0.9272" Outside Dia.
	1	Premium Set	65	E-222K Std-20-30-40-60	2-5/64, 1-3/16; Premium Moly
	1	Standard Set	65	E-222X Std-20-30-40-60	2-5/64, 1-3/16; Iron
	6	Repair Sleeve	65	SL-19M Std Only	3/32" wall, must be cut to correct length
	1	Main Set	65	4124MA Std-1-10-20-30-40-60	A-Series aluminum bearings
	1	Rod Set	65	6-2020CP Std-10-20-30-40	6-2020CA 60 avail. as unplated & resizeable
	1	Rod Set	65	6-2020CA 60 60	Unplated & resizeable
	6	Rod Pair	65	2020CP Std-1-2-10-20-30-40-50	
	1	Cam Set	65	1203M Std Only	VINTAGE
	1	Oil Pump	65	224-4147	
	1	Oil Pump	65	224-4157	High Volume, check pan for clearance
	1	Kit Gasket Set	65	260-1005	VINTAGE

215 3.5L (3524cc) OHV L6 (12 Valve) (Pontiac), 3.75" Bore (GMC Eng.), 1 Bbl. "Eng. Code ZS" 1965 53

VALVE TRAIN	QTY	TIMING	YEARS	PART NO.	DESCRIPTION
	1	Crank Gear	65	221-2537	27 Teeth
	1	Camshaft	65	CS-633	Hydraulic, (050) Duration at .050 Lobe Lift, 172 Exh., 172 Int., 105 Degrees Lobe Separation
	1	Prelube		55-403 Std Only	1.5 oz. packet
	1	Prelube		55-400 Std Only	4 oz. bottle; 1.5 oz. packet No. 55-403 also avail.
	12	Lifter	65	HT-817 Std Only	Hyd.
	12	Lifter, Bulk	65	HT-817B Std Only	Hyd.; Carton of 128
	1	Cam/Lifter Kit	65	KC-633	Hyd.; (1) 55-403B; (1) CS-633; (12) HT-817
	12	Push Rod	65	RP-3180 Std Only	9.6800" O.A.L.
	12	Push Rod, Bulk	65	BRP-3180 Std Only	Carton of 100; 9.6800" O.A.L.
	12	Arm Assy.	65	R-832 Std Only	Incl. arm, ball & nut
	12	Arm Assy., Bulk	65	R-832B Std Only	Incl. arm, ball & nut; Carton of 64
	12	Arm	65	R-832A Std Only	
	12	Rocker Arm Ball	65	MR-1780 Std Only	
	12	Nut	65	MR-1751 Std Only	Self-locking, 3/8" x 24 threads
	12	Stud	65	MR-1752 Std Only	.003" O/S; 3/8" x 24 x 2.495"
	12	Stud	65	MR-1949 Std Only	.372" x 24 x 2.495"
	6	Exhaust	65	V-1199 Std-3-5-15-30	VINTAGE; 1.5000" Head Dia., 0.3415" Stem Dia., 4.9280" O.A.L.
	6	Exhaust, Bulk	65	V-1199B Std Only	VINTAGE; Carton of 25; 1.5000" Head Dia., 0.3415" Stem Dia., 4.9280" O.A.L.

(continued on next page)

GM Car (Incl. Buick, Cad., Chev., Olds., Pontiac)

53 215 3.5L (3524cc) OHV L6 (12 Valve) (Pontiac), 3.75" Bore (GMC Eng.), 1 Bbl. "Eng. Code ZS" 1965
(cont.)

VALVE TRAIN	QTY	VALVE (cont.)	YEARS	PART NO.	DESCRIPTION	VALVE TRAIN
	6	Intake	65	V-1200 Std-3-15-30	VINTAGE; 1.7200" Head Dia., 0.3413" Stem Dia., 4.9170" O.A.L.	
	6	Intake, Bulk	65	V-1200B Std Only	VINTAGE; Carton of 25; 1.7200" Head Dia., 0.3413" Stem Dia., 4.9170" O.A.L.	
	12	VALVE SPRING Spring	65	VS-521 Std Only	Incl. damper; 2.1090" Free Height	
	12	VALVE SEAL Valve Stem Seal	65	MV-1233C Std Only	O-Ring; (RBB) Rubber	
	12	Valve Stem Seal Bulk	65	MV-1233 Std Only	O-Ring; Carton of 100; (RBB) Rubber	
	6	VALVE SEAT Seat	65	245-1562-2 Std Only	Loc. Exh.; 1.5675" OD, 1.3125" ID, 0.2480" Depth	
	6	Seat	65	245-1562-2N Std Only	Loc. Exh.; Premium Material; 1.5675" OD, 1.3125" ID, 0.2480" Depth	
	6	Seat	65	245-1812-3 Std Only	Loc. Int.; 1.8175" OD, 1.5000" ID, 0.2160" Depth	
	24	VALVE, MISC Keeper	65	VK-115A Std Only	1 groove; Square cut key groove; Carton pack 24	
	24	Keeper	65	VK-115 Std Only	1 groove; Square cut key groove; Carton pack 32	
	24	Keeper	65	VK-115R Std Only	1 groove; Square cut key groove; Hardened	
	24	Keeper, Bulk	65	VK-115B Std Only	1 groove; Square cut key groove; Carton of 1000	
	12	Spring Insert	65	259-105B Std Only	.030"; Carton of 100	
BLOCK	6	PISTON Pin	65	P-2208 Std-3-5-0015	0.6200" Inside Dia., 0.9272" Outside Dia.	BLOCK
	1	RINGS Premium Set	65	E-222K Std-20-30-40-60	2-5/64, 1-3/16; Premium Moly	
	1	Standard Set	65	E-222X Std-20-30-40-60	2-5/64, 1-3/16; Iron	
	6	SLEEVE Repair Sleeve	65	SL-19M Std Only	3/32" wall, must be cut to correct length	
	1	ENGINE BEARINGS Main Set	65	4124MA Std-1-10-20-30-40-60	A-Series aluminum bearings	
	1	Rod Set	65	6-2020CP Std-10-20-30-40	6-2020CA 60 avail. as unplated & resizeable	
	1	Rod Set	65	6-2020CA 60 60	Unplated & resizeable	
	6	Rod Pair	65	2020CP Std-1-2-10-20-30-40-50		
1	Cam Set	65	1203M Std Only	VINTAGE		
1	OIL PUMP Oil Pump	65	224-4147			
1	Oil Pump	65	224-4157	High Volume, check pan for clearance		
1	GASKETS Kit Gasket Set	65	260-1005	VINTAGE		

54 215 3.5L (3528cc) OHV V8 (16 Valve) (Buick), 3.5" Bore (GMC Eng.), 4 Bbl. "Eng. Code 91Z" 1962

VALVE TRAIN	QTY	TIMING	YEARS	PART NO.	DESCRIPTION	VALVE TRAIN
	1	3 Piece Set	62	KT3-359S	VINTAGE; (1) 222-359; (1) 223-323; (1) 223-334	
	1	Timing Chain	62	222-359	54 Links	
	1	Crank Sprocket	62	223-323	20 Teeth	
	1	CAMSHAFT/LIFTER Camshaft	62	CS-364	VINTAGE; Hydraulic, (050) Duration at .050 Lobe Lift, 186 Exh., 186 Int., 109 Degrees Lobe Separation	
	1	Prelube		55-403 Std Only	1.5 oz. packet	
	1	Prelube		55-400 Std Only	4 oz. bottle; 1.5 oz. packet No. 55-403 also avail.	
	16	Lifter	62	HT-896 Std Only	VINTAGE; Hyd.	
	16	Lifter, Bulk	62	HT-896B Std Only	VINTAGE; Hyd.; Carton of 126	
	8	VALVE Exhaust	62	V-1550 Std Only	VINTAGE; 1.3110" Head Dia., 0.3392" Stem Dia., 4.6063" O.A.L.	
	8	VALVE GUIDE Guide	62	VG-585 Std Only	VINTAGE; 0.3435" ID, 2.6090" O.A.L.	
	16	VALVE SPRING Spring	62	VS-521 Std Only	Incl. damper; 2.1090" Free Height	
	16	VALVE SEAL Valve Stem Seal	62	ST-2001 Std Only	Not to be used on valves w/undercut stem; Positive type; Installation requires valve guide machining; (RBBTF) Rubber/PTFE	
	16	Valve Stem Seal Bulk	62	ST-2001BC Std Only	Not to be used on valves w/undercut stem; Positive type; Installation requires valve guide machining; Carton of 100; (RBBTF) Rubber/PTFE	

(continued on next page)

GM Car (Incl. Buick, Cad., Chev., Olds., Pontiac)

215 3.5L (3528cc) OHV V8 (16 Valve) (Buick), 3.5" Bore (GMC Eng.), 4 Bbl. "Eng. Code 91Z" 1962 54
(cont.)

QTY	VALVE SEAT	YEARS	PART NO.	DESCRIPTION
8	Seat	62	245-1437-3 Std Only	Loc. Exh.; 1.4425" OD, 1.1880" ID, 0.2160" Depth
8	Seat	62	245-1437-3N Std Only	Loc. Exh.; Premium Material; 1.4425" OD, 1.1880" ID, 0.2160" Depth
8	Seat	62	245-1625-1 Std Only	Loc. Int.; 1.6300" OD, 1.3750" ID, 0.2160" Depth
8	Seat	62	245-1625-1N Std Only	Loc. Int.; Premium Material; 1.6300" OD, 1.3750" ID, 0.2160" Depth
B L O C K				
QTY	RINGS	YEARS	PART NO.	DESCRIPTION
1	Premium Set	62	E-236K Std-30	2-5/64, 1-3/16; Premium Moly
1	Standard Set	62	E-236X Std-30-40	2-5/64, 1-3/16; Iron
QTY	SLEEVE	YEARS	PART NO.	DESCRIPTION
8	Repair Sleeve	62	SL-15M Std Only	VINTAGE; 3/32" wall, Must be cut to correct length
QTY	ENGINE BEARINGS	YEARS	PART NO.	DESCRIPTION
1	Main Set	62	4096MA Std-10-20-30	A-Series aluminum bearings
1	Main Set	62	7427MA 40 40	A-Series aluminum bearings; w/.020" O/S length flange brg.
1	Rod Set	62	8-2500RAA Std-10-20-30-40	A-Series aluminum bearings
8	Rod Pair	62	2500RAA Std-2-10-20-30-40	A-Series aluminum bearings
1	Cam Set	62	1421M Std Only	
QTY	OIL PUMP	YEARS	PART NO.	DESCRIPTION
1	Pump Repair Kit	62	224-518TP	Thrust plate kit; Provides new wear surface for scored or worn housing cover; Contains necessary screws, gsks. and instructions

215 3.5L (3528cc) OHV V8 (16 Valve) (Buick), 3.5" Bore (GMC Eng.), 4 Bbl. "Eng. Code 96Y" 1962 55

QTY	TIMING	YEARS	PART NO.	DESCRIPTION
1	3 Piece Set	62	KT3-359S	VINTAGE; (1) 222-359; (1) 223-323; (1) 223-334
1	Timing Chain	62	222-359	54 Links
1	Crank Sprocket	62	223-323	20 Teeth
QTY	CAMSHAFT/LIFTER	YEARS	PART NO.	DESCRIPTION
1	Camshaft	62	CS-364	VINTAGE; Hydraulic, (050) Duration at .050 Lobe Lift, 186 Exh., 186 Int., 109 Degrees Lobe Separation
1	Prelube		55-403 Std Only	1.5 oz. packet
1	Prelube		55-400 Std Only	4 oz. bottle; 1.5 oz. packet No. 55-403 also avail.
16	Lifter	62	HT-896 Std Only	VINTAGE; Hyd.
16	Lifter, Bulk	62	HT-896B Std Only	VINTAGE; Hyd.; Carton of 126
QTY	VALVE	YEARS	PART NO.	DESCRIPTION
8	Exhaust	62	V-1550 Std Only	VINTAGE; 1.3110" Head Dia., 0.3392" Stem Dia., 4.6063" O.A.L.
QTY	VALVE GUIDE	YEARS	PART NO.	DESCRIPTION
8	Guide	62	VG-585 Std Only	VINTAGE; 0.3435" ID, 2.6090" O.A.L.
QTY	VALVE SPRING	YEARS	PART NO.	DESCRIPTION
16	Spring	62	VS-521 Std Only	Incl. damper; 2.1090" Free Height
QTY	VALVE SEAL	YEARS	PART NO.	DESCRIPTION
16	Valve Stem Seal	62	ST-2001 Std Only	Not to be used on valves w/undercut stem; Positive type; Installation requires valve guide machining; (RBBTF) Rubber/PTFE
16	Valve Stem Seal Bulk	62	ST-2001BC Std Only	Not to be used on valves w/undercut stem; Positive type; Installation requires valve guide machining; Carton of 100; (RBBTF) Rubber/PTFE
QTY	VALVE SEAT	YEARS	PART NO.	DESCRIPTION
8	Seat	62	245-1437-3 Std Only	Loc. Exh.; 1.4425" OD, 1.1880" ID, 0.2160" Depth
8	Seat	62	245-1437-3N Std Only	Loc. Exh.; Premium Material; 1.4425" OD, 1.1880" ID, 0.2160" Depth
8	Seat	62	245-1625-1 Std Only	Loc. Int.; 1.6300" OD, 1.3750" ID, 0.2160" Depth
8	Seat	62	245-1625-1N Std Only	Loc. Int.; Premium Material; 1.6300" OD, 1.3750" ID, 0.2160" Depth
V A L V E T R A I N				
QTY	RINGS	YEARS	PART NO.	DESCRIPTION
1	Premium Set	62	E-236K Std-30	2-5/64, 1-3/16; Premium Moly
1	Standard Set	62	E-236X Std-30-40	2-5/64, 1-3/16; Iron
QTY	SLEEVE	YEARS	PART NO.	DESCRIPTION
8	Repair Sleeve	62	SL-15M Std Only	VINTAGE; 3/32" wall, Must be cut to correct length
QTY	ENGINE BEARINGS	YEARS	PART NO.	DESCRIPTION
1	Main Set	62	4096MA Std-10-20-30	A-Series aluminum bearings
1	Main Set	62	7427MA 40 40	A-Series aluminum bearings; w/.020" O/S length flange brg.
1	Rod Set	62	8-2500RAA Std-10-20-30-40	A-Series aluminum bearings
8	Rod Pair	62	2500RAA Std-2-10-20-30-40	A-Series aluminum bearings

(continued on next page)

GM Car (Incl. Buick, Cad., Chev., Olds., Pontiac)

55 215 3.5L (3528cc) OHV V8 (16 Valve) (Buick), 3.5" Bore (GMC Eng.), 4 Bbl. "Eng. Code 96Y" 1962
(cont.)

QTY	ENGINE BEARINGS (cont.)	YEARS	PART NO.	DESCRIPTION
1	Cam Set	62	1421M Std Only	
QTY	OIL PUMP	YEARS	PART NO.	DESCRIPTION
1	Pump Repair Kit	62	224-518TP	Thrust plate kit; Provides new wear surface for scored or worn housing cover; Contains necessary screws, gskts. and instructions

56 215 3.5L (3528cc) OHV V8 (16 Valve) (Buick), 3.5" Bore (GMC Eng.), 4 Bbl. "Eng. Code 97Y" 1962

QTY	TIMING	YEARS	PART NO.	DESCRIPTION
1	3 Piece Set	62	KT3-359S	VINTAGE; (1) 222-359; (1) 223-323; (1) 223-334
1	Timing Chain	62	222-359	54 Links
1	Crank Sprocket	62	223-323	20 Teeth
QTY	CAMSHAFT/LIFTER	YEARS	PART NO.	DESCRIPTION
1	Camshaft	62	CS-364	VINTAGE; Hydraulic, (.050) Duration at .050 Lobe Lift, 186 Exh., 186 Int., 109 Degrees Lobe Separation
1	Prelube		55-403 Std Only	1.5 oz. packet
1	Prelube		55-400 Std Only	4 oz. bottle; 1.5 oz. packet No. 55-403 also avail.
16	Lifter	62	HT-896 Std Only	VINTAGE; Hyd.
16	Lifter, Bulk	62	HT-896B Std Only	VINTAGE; Hyd.; Carton of 126
QTY	VALVE	YEARS	PART NO.	DESCRIPTION
8	Exhaust	62	V-1550 Std Only	VINTAGE; 1.3110" Head Dia., 0.3392" Stem Dia., 4.6063" O.A.L.
QTY	VALVE GUIDE	YEARS	PART NO.	DESCRIPTION
8	Guide	62	VG-585 Std Only	VINTAGE; 0.3435" ID, 2.6090" O.A.L.
QTY	VALVE SPRING	YEARS	PART NO.	DESCRIPTION
16	Spring	62	VS-521 Std Only	Incl. damper; 2.1090" Free Height
QTY	VALVE SEAL	YEARS	PART NO.	DESCRIPTION
16	Valve Stem Seal	62	ST-2001 Std Only	Not to be used on valves w/undercut stem; Positive type; Installation requires valve guide machining; (RBBTF) Rubber/PTFE
16	Valve Stem Seal Bulk	62	ST-2001BC Std Only	Not to be used on valves w/undercut stem; Positive type; Installation requires valve guide machining; Carton of 100; (RBBTF) Rubber/PTFE
QTY	VALVE SEAT	YEARS	PART NO.	DESCRIPTION
8	Seat	62	245-1437-3 Std Only	Loc. Exh.; 1.4425" OD, 1.1880" ID, 0.2160" Depth
8	Seat	62	245-1437-3N Std Only	Loc. Exh.; Premium Material; 1.4425" OD, 1.1880" ID, 0.2160" Depth
8	Seat	62	245-1625-1 Std Only	Loc. Int.; 1.6300" OD, 1.3750" ID, 0.2160" Depth
8	Seat	62	245-1625-1N Std Only	Loc. Int.; Premium Material; 1.6300" OD, 1.3750" ID, 0.2160" Depth
QTY	RINGS	YEARS	PART NO.	DESCRIPTION
1	Premium Set	62	E-236K Std-30	2-5/64, 1-3/16; Premium Moly
1	Standard Set	62	E-236X Std-30-40	2-5/64, 1-3/16; Iron
QTY	SLEEVE	YEARS	PART NO.	DESCRIPTION
8	Repair Sleeve	62	SL-15M Std Only	VINTAGE; 3/32" wall, Must be cut to correct length
QTY	ENGINE BEARINGS	YEARS	PART NO.	DESCRIPTION
1	Main Set	62	4096MA Std-10-20-30	A-Series aluminum bearings
1	Main Set	62	7427MA 40 40	A-Series aluminum bearings; w/.020" O/S length flange brg.
1	Rod Set	62	8-2500RAA Std-10-20-30-40	A-Series aluminum bearings
8	Rod Pair	62	2500RAA Std-2-10-20-30-40	A-Series aluminum bearings
1	Cam Set	62	1421M Std Only	
QTY	OIL PUMP	YEARS	PART NO.	DESCRIPTION
1	Pump Repair Kit	62	224-518TP	Thrust plate kit; Provides new wear surface for scored or worn housing cover; Contains necessary screws, gskts. and instructions

57 215 3.5L (3528cc) OHV V8 (16 Valve) (Buick), 3.5" Bore (GMC Eng.), 2 Bbl. "Eng. Code AYA" 1961

QTY	TIMING	YEARS	PART NO.	DESCRIPTION
1	3 Piece Set	61	KT3-359S	VINTAGE; (1) 222-359; (1) 223-323; (1) 223-334
1	Timing Chain	61	222-359	54 Links
1	Crank Sprocket	61	223-323	20 Teeth
QTY	CAMSHAFT/LIFTER	YEARS	PART NO.	DESCRIPTION
1	Camshaft	61	CS-364	VINTAGE; Hydraulic, (.050) Duration at .050 Lobe Lift, 186 Exh., 186 Int., 109 Degrees Lobe Separation
1	Prelube		55-403 Std Only	1.5 oz. packet
1	Prelube		55-400 Std Only	4 oz. bottle; 1.5 oz. packet No. 55-403 also avail.

(continued on next page)

GM Car (Incl. Buick, Cad., Chev., Olds., Pontiac)

215 3.5L (3528cc) OHV V8 (16 Valve) (Buick), 3.5" Bore (GMC Eng.), 2 Bbl. "Eng. Code AYA" 1961 57
(cont.)

	CAMSHAFT/LIFTER	YEARS	PART NO.	DESCRIPTION
VALVE TRAIN	QTY (cont.)			
	16 Lifter	61	HT-896 Std Only	VINTAGE; Hyd.
	16 Lifter, Bulk	61	HT-896B Std Only	VINTAGE; Hyd.; Carton of 126
	QTY VALVE	YEARS	PART NO.	DESCRIPTION
	8 Exhaust	61	V-1550 Std Only	VINTAGE; 1.3110" Head Dia., 0.3392" Stem Dia., 4.6063" O.A.L.
	QTY VALVE GUIDE	YEARS	PART NO.	DESCRIPTION
	8 Guide	61	VG-585 Std Only	VINTAGE; 0.3435" ID, 2.6090" O.A.L.
	QTY VALVE SPRING	YEARS	PART NO.	DESCRIPTION
	16 Spring	61	VS-521 Std Only	Incl. damper; 2.1090" Free Height
	QTY VALVE SEAL	YEARS	PART NO.	DESCRIPTION
16 Valve Stem Seal	61	ST-2001 Std Only	Not to be used on valves w/undercut stem; Positive type; Installation requires valve guide machining; (RBBTF) Rubber/PTFE	
16 Valve Stem Seal Bulk	61	ST-2001BC Std Only	Not to be used on valves w/undercut stem; Positive type; Installation requires valve guide machining; Carton of 100; (RBBTF) Rubber/PTFE	
QTY VALVE SEAT	YEARS	PART NO.	DESCRIPTION	
8 Seat	61	245-1437-3 Std Only	Loc. Exh.; 1.4425" OD, 1.1880" ID, 0.2160" Depth	
8 Seat	61	245-1437-3N Std Only	Loc. Exh.; Premium Material; 1.4425" OD, 1.1880" ID, 0.2160" Depth	
8 Seat	61	245-1625-1 Std Only	Loc. Int.; 1.6300" OD, 1.3750" ID, 0.2160" Depth	
8 Seat	61	245-1625-1N Std Only	Loc. Int.; Premium Material; 1.6300" OD, 1.3750" ID, 0.2160" Depth	
BLOCK	QTY PISTON	YEARS	PART NO.	DESCRIPTION
	8 Cast Piston	61	71P 20 20-30	VINTAGE; Cast; .875" Pin Dia.; 2 Rings 5/64 Groove, 1 Ring 3/16 Groove, 1.843 CD, Recessed Head .156 deep x 2.8125 dia.
	8 Cast Piston - Individual	61	W71P 20 20-30	VINTAGE; Cast; .875" Pin Dia.; 2 Rings 5/64 Groove, 1 Ring 3/16 Groove, 1.843 CD, Recessed Head .156 deep x 2.8125 dia.
	QTY RINGS	YEARS	PART NO.	DESCRIPTION
	1 Premium Set	61	E-236K Std-30	2-5/64, 1-3/16; Premium Moly
	1 Standard Set	61	E-236X Std-30-40	2-5/64, 1-3/16; Iron
	QTY SLEEVE	YEARS	PART NO.	DESCRIPTION
	8 Repair Sleeve	61	SL-15M Std Only	VINTAGE; 3/32" wall, Must be cut to correct length
	QTY ENGINE BEARINGS	YEARS	PART NO.	DESCRIPTION
	1 Main Set	61	4096MA Std-10-20-30	A-Series aluminum bearings
1 Main Set	61	7427MA 40 40	A-Series aluminum bearings; w/.020" O/S length flange brg.	
1 Rod Set	61	8-2500RAA Std-10-20-30-40	A-Series aluminum bearings	
8 Rod Pair	61	2500RAA Std-2-10-20-30-40	A-Series aluminum bearings	
1 Cam Set	61	1421M Std Only		
QTY OIL PUMP	YEARS	PART NO.	DESCRIPTION	
1 Pump Repair Kit	61	224-518TP	Thrust plate kit; Provides new wear surface for scored or worn housing cover; Contains necessary screws, gskts. and instructions	

215 3.5L (3528cc) OHV V8 (16 Valve) (Buick), 3.5" Bore (GMC Eng.), 2 Bbl. "Eng. Code AYS" 1961 58

VALVE TRAIN	QTY TIMING	YEARS	PART NO.	DESCRIPTION
	1 3 Piece Set	61	KT3-359S	VINTAGE; (1) 222-359; (1) 223-323; (1) 223-334
	1 Timing Chain	61	222-359	54 Links
	1 Crank Sprocket	61	223-323	20 Teeth
	QTY CAMSHAFT/LIFTER	YEARS	PART NO.	DESCRIPTION
	1 Camshaft	61	CS-364	VINTAGE; Hydraulic, (050) Duration at .050 Lobe Lift, 186 Exh., 186 Int., 109 Degrees Lobe Separation
	1 Prelube		55-403 Std Only	1.5 oz. packet
	1 Prelube		55-400 Std Only	4 oz. bottle; 1.5 oz. packet No. 55-403 also avail.
	16 Lifter	61	HT-896 Std Only	VINTAGE; Hyd.
	16 Lifter, Bulk	61	HT-896B Std Only	VINTAGE; Hyd.; Carton of 126
QTY VALVE	YEARS	PART NO.	DESCRIPTION	
8 Exhaust	61	V-1550 Std Only	VINTAGE; 1.3110" Head Dia., 0.3392" Stem Dia., 4.6063" O.A.L.	
QTY VALVE GUIDE	YEARS	PART NO.	DESCRIPTION	
8 Guide	61	VG-585 Std Only	VINTAGE; 0.3435" ID, 2.6090" O.A.L.	

(continued on next page)

GM Car (Incl. Buick, Cad., Chev., Olds., Pontiac)

58 215 3.5L (3528cc) OHV V8 (16 Valve) (Buick), 3.5" Bore (GMC Eng.), 2 Bbl. "Eng. Code AYS" 1961
(cont.)

QTY	VALVE SPRING	YEARS	PART NO.	DESCRIPTION
16	Spring	61	VS-521 Std Only	Incl. damper; 2.1090" Free Height
16	Valve Stem Seal	61	ST-2001 Std Only	Not to be used on valves w/undercut stem; Positive type; Installation requires valve guide machining; (RBBTF) Rubber/PTFE
16	Valve Stem Seal Bulk	61	ST-2001BC Std Only	Not to be used on valves w/undercut stem; Positive type; Installation requires valve guide machining; Carton of 100; (RBBTF) Rubber/PTFE
QTY	VALVE SEAT	YEARS	PART NO.	DESCRIPTION
8	Seat	61	245-1437-3 Std Only	Loc. Exh.; 1.4425" OD, 1.1880" ID, 0.2160" Depth
8	Seat	61	245-1437-3N Std Only	Loc. Exh.; Premium Material; 1.4425" OD, 1.1880" ID, 0.2160" Depth
8	Seat	61	245-1625-1 Std Only	Loc. Int.; 1.6300" OD, 1.3750" ID, 0.2160" Depth
8	Seat	61	245-1625-1N Std Only	Loc. Int.; Premium Material; 1.6300" OD, 1.3750" ID, 0.2160" Depth
QTY	PISTON	YEARS	PART NO.	DESCRIPTION
8	Cast Piston	61	71P 20 20-30	VINTAGE; Cast; .875" Pin Dia.; 2 Rings 5/64 Groove, 1 Ring 3/16 Groove, 1.843 CD, Recessed Head .156 deep x 2.8125 dia.
8	Cast Piston - Individual	61	W71P 20 20-30	VINTAGE; Cast; .875" Pin Dia.; 2 Rings 5/64 Groove, 1 Ring 3/16 Groove, 1.843 CD, Recessed Head .156 deep x 2.8125 dia.
QTY	RINGS	YEARS	PART NO.	DESCRIPTION
1	Premium Set	61	E-236K Std-30	2-5/64, 1-3/16; Premium Moly
1	Standard Set	61	E-236X Std-30-40	2-5/64, 1-3/16; Iron
QTY	SLEEVE	YEARS	PART NO.	DESCRIPTION
8	Repair Sleeve	61	SL-15M Std Only	VINTAGE; 3/32" wall, Must be cut to correct length
QTY	ENGINE BEARINGS	YEARS	PART NO.	DESCRIPTION
1	Main Set	61	4096MA Std-10-20-30	A-Series aluminum bearings
1	Main Set	61	7427MA 40 40	A-Series aluminum bearings; w/.020" O/S length flange brg.
1	Rod Set	61	8-2500RAA Std-10-20-30-40	A-Series aluminum bearings
8	Rod Pair	61	2500RAA Std-2-10-20-30-40	A-Series aluminum bearings
1	Cam Set	61	1421M Std Only	
QTY	OIL PUMP	YEARS	PART NO.	DESCRIPTION
1	Pump Repair Kit	61	224-518TP	Thrust plate kit; Provides new wear surface for scored or worn housing cover; Contains necessary screws, gskts. and instructions

59 215 3.5L (3528cc) OHV V8 (16 Valve) (Buick), 3.5" Bore (GMC Eng.), 2 Bbl. "Eng. Code H" 1961

QTY	TIMING	YEARS	PART NO.	DESCRIPTION
1	3 Piece Set	61	KT3-359S	VINTAGE; (1) 222-359; (1) 223-323; (1) 223-334
1	Timing Chain	61	222-359	54 Links
1	Crank Sprocket	61	223-323	20 Teeth
QTY	CAMSHAFT/LIFTER	YEARS	PART NO.	DESCRIPTION
1	Camshaft	61	CS-364	VINTAGE; Hydraulic, (050) Duration at .050 Lobe Lift, 186 Exh., 186 Int., 109 Degrees Lobe Separation
1	Prelube		55-403 Std Only	1.5 oz. packet
1	Prelube		55-400 Std Only	4 oz. bottle; 1.5 oz. packet No. 55-403 also avail.
16	Lifter	61	HT-896 Std Only	VINTAGE; Hyd.
16	Lifter, Bulk	61	HT-896B Std Only	VINTAGE; Hyd.; Carton of 126
QTY	VALVE	YEARS	PART NO.	DESCRIPTION
8	Exhaust	61	V-1550 Std Only	VINTAGE; 1.3110" Head Dia., 0.3392" Stem Dia., 4.6063" O.A.L.
QTY	VALVE GUIDE	YEARS	PART NO.	DESCRIPTION
8	Guide	61	VG-585 Std Only	VINTAGE; 0.3435" ID, 2.6090" O.A.L.
QTY	VALVE SPRING	YEARS	PART NO.	DESCRIPTION
16	Spring	61	VS-521 Std Only	Incl. damper; 2.1090" Free Height
QTY	VALVE SEAL	YEARS	PART NO.	DESCRIPTION
16	Valve Stem Seal	61	ST-2001 Std Only	Not to be used on valves w/undercut stem; Positive type; Installation requires valve guide machining; (RBBTF) Rubber/PTFE
16	Valve Stem Seal Bulk	61	ST-2001BC Std Only	Not to be used on valves w/undercut stem; Positive type; Installation requires valve guide machining; Carton of 100; (RBBTF) Rubber/PTFE
QTY	VALVE SEAT	YEARS	PART NO.	DESCRIPTION
8	Seat	61	245-1437-3 Std Only	Loc. Exh.; 1.4425" OD, 1.1880" ID, 0.2160" Depth

(continued on next page)

GM Car (Incl. Buick, Cad., Chev., Olds., Pontiac)

215 3.5L (3528cc) OHV V8 (16 Valve) (Buick), 3.5" Bore (GMC Eng.), 2 Bbl. "Eng. Code H" 1961 59
(cont.)

QTY	VALVE SEAT (cont.)	YEARS	PART NO.	DESCRIPTION
8	Seat	61	245-1437-3N Std Only	Loc. Exh.; Premium Material; 1.4425" OD, 1.1880" ID, 0.2160" Depth
8	Seat	61	245-1625-1 Std Only	Loc. Int.; 1.6300" OD, 1.3750" ID, 0.2160" Depth
8	Seat	61	245-1625-1N Std Only	Loc. Int.; Premium Material; 1.6300" OD, 1.3750" ID, 0.2160" Depth
QTY	PISTON	YEARS	PART NO.	DESCRIPTION
8	Cast Piston	61	71P 20 20-30	VINTAGE; Cast; .875" Pin Dia.; 2 Rings 5/64 Groove, 1 Ring 3/16 Groove, 1.843 CD, Recessed Head .156 deep x 2.8125 dia.
8	Cast Piston - Individual	61	W71P 20 20-30	VINTAGE; Cast; .875" Pin Dia.; 2 Rings 5/64 Groove, 1 Ring 3/16 Groove, 1.843 CD, Recessed Head .156 deep x 2.8125 dia.
QTY	RINGS	YEARS	PART NO.	DESCRIPTION
1	Premium Set	61	E-236K Std-30	2-5/64, 1-3/16; Premium Moly
1	Standard Set	61	E-236X Std-30-40	2-5/64, 1-3/16; Iron
QTY	SLEEVE	YEARS	PART NO.	DESCRIPTION
8	Repair Sleeve	61	SL-15M Std Only	VINTAGE; 3/32" wall, Must be cut to correct length
QTY	ENGINE BEARINGS	YEARS	PART NO.	DESCRIPTION
1	Main Set	61	4096MA Std-10-20-30	A-Series aluminum bearings
1	Main Set	61	7427MA 40 40	A-Series aluminum bearings; w/.020" O/S length flange brg.
1	Rod Set	61	8-2500RAA Std-10-20-30-40	A-Series aluminum bearings
8	Rod Pair	61	2500RAA Std-2-10-20-30-40	A-Series aluminum bearings
1	Cam Set	61	1421M Std Only	
QTY	OIL PUMP	YEARS	PART NO.	DESCRIPTION
1	Pump Repair Kit	61	224-518TP	Thrust plate kit; Provides new wear surface for scored or worn housing cover; Contains necessary screws, gskts. and instructions

215 3.5L (3528cc) OHV V8 (16 Valve) (Buick), 3.5" Bore (GMC Eng.), 4 Bbl. "Eng. Code H" 1961 60

QTY	TIMING	YEARS	PART NO.	DESCRIPTION
1	3 Piece Set	61	KT3-359S	VINTAGE; (1) 222-359; (1) 223-323; (1) 223-334
1	Timing Chain	61	222-359	54 Links
1	Crank Sprocket	61	223-323	20 Teeth
QTY	CAMSHAFT/LIFTER	YEARS	PART NO.	DESCRIPTION
1	Camshaft	61	CS-364	VINTAGE; Hydraulic, (050) Duration at .050 Lobe Lift, 186 Exh., 186 Int., 109 Degrees Lobe Separation
1	Prelube		55-403 Std Only	1.5 oz. packet
1	Prelube		55-400 Std Only	4 oz. bottle; 1.5 oz. packet No. 55-403 also avail.
16	Lifter	61	HT-896 Std Only	VINTAGE; Hyd.
16	Lifter, Bulk	61	HT-896B Std Only	VINTAGE; Hyd.; Carton of 126
QTY	VALVE	YEARS	PART NO.	DESCRIPTION
8	Exhaust	61	V-1550 Std Only	VINTAGE; 1.3110" Head Dia., 0.3392" Stem Dia., 4.6063" O.A.L.
QTY	VALVE GUIDE	YEARS	PART NO.	DESCRIPTION
8	Guide	61	VG-585 Std Only	VINTAGE; 0.3435" ID, 2.6090" O.A.L.
QTY	VALVE SPRING	YEARS	PART NO.	DESCRIPTION
16	Spring	61	VS-521 Std Only	Incl. damper; 2.1090" Free Height
QTY	VALVE SEAL	YEARS	PART NO.	DESCRIPTION
16	Valve Stem Seal	61	ST-2001 Std Only	Not to be used on valves w/undercut stem; Positive type; Installation requires valve guide machining; (RBBTF) Rubber/PTFE
16	Valve Stem Seal Bulk	61	ST-2001BC Std Only	Not to be used on valves w/undercut stem; Positive type; Installation requires valve guide machining; Carton of 100; (RBBTF) Rubber/PTFE
QTY	VALVE SEAT	YEARS	PART NO.	DESCRIPTION
8	Seat	61	245-1437-3 Std Only	Loc. Exh.; 1.4425" OD, 1.1880" ID, 0.2160" Depth
8	Seat	61	245-1437-3N Std Only	Loc. Exh.; Premium Material; 1.4425" OD, 1.1880" ID, 0.2160" Depth
8	Seat	61	245-1625-1 Std Only	Loc. Int.; 1.6300" OD, 1.3750" ID, 0.2160" Depth
8	Seat	61	245-1625-1N Std Only	Loc. Int.; Premium Material; 1.6300" OD, 1.3750" ID, 0.2160" Depth
QTY	PISTON	YEARS	PART NO.	DESCRIPTION
8	Cast Piston	61	71P 20 20-30	VINTAGE; Cast; .875" Pin Dia.; 2 Rings 5/64 Groove, 1 Ring 3/16 Groove, 1.843 CD, Recessed Head .156 deep x 2.8125 dia.

(continued on next page)

GM Car (Incl. Buick, Cad., Chev., Olds., Pontiac)

60 215 3.5L (3528cc) OHV V8 (16 Valve) (Buick), 3.5" Bore (GMC Eng.), 4 Bbl. "Eng. Code H" 1961
(cont.)

	QTY	PART NO.	YEARS	DESCRIPTION
BLOCK	8	PISTON (cont.) Cast Piston - Individual	61	W71P 20 20-30 VINTAGE; Cast; .875" Pin Dia.; 2 Rings 5/64 Groove, 1 Ring 3/16 Groove, 1.843 CD, Recessed Head .156 deep x 2.8125 dia.
	1 1	RINGS Premium Set Standard Set	61 61	E-236K Std-30 E-236X Std-30-40 2-5/64, 1-3/16; Premium Moly 2-5/64, 1-3/16; Iron
	8	SLEEVE Repair Sleeve	61	SL-15M Std Only VINTAGE; 3/32" wall, Must be cut to correct length
	1 1	ENGINE BEARINGS Main Set Main Set	61 61	4096MA Std-10-20-30 7427MA 40 40 A-Series aluminum bearings A-Series aluminum bearings; w/.020" O/S length flange brg.
	1 8 1	Rod Set Rod Pair Cam Set	61 61 61	8-2500RAA Std-10-20-30-40 2500RAA Std-2-10-20-30-40 1421M Std Only A-Series aluminum bearings A-Series aluminum bearings
	1	OIL PUMP Pump Repair Kit	61	224-518TP Thrust plate kit; Provides new wear surface for scored or worn housing cover; Contains necessary screws, gskts. and instructions

61 215 3.5L (3528cc) OHV V8 (16 Valve) (Buick), 3.5" Bore (GMC Eng.), 4 Bbl. "Eng. Code HI" 1962

	QTY	PART NO.	YEARS	DESCRIPTION	
VALVE TRAIN	1 1 1	TIMING 3 Piece Set Timing Chain Crank Sprocket	62 62 62	KT3-359S 222-359 223-323 VINTAGE; (1) 222-359; (1) 223-323; (1) 223-334 54 Links 20 Teeth	
	1	CAMSHAFT/LIFTER Camshaft	62	CS-364 VINTAGE; Hydraulic, (050) Duration at .050 Lobe Lift, 186 Exh., 186 Int., 109 Degrees Lobe Separation	
	1 1 16 16	Prelube Prelube Lifter Lifter, Bulk	 62 62	55-403 Std Only 55-400 Std Only HT-896 Std Only HT-896B Std Only 1.5 oz. packet 4 oz. bottle; 1.5 oz. packet No. 55-403 also avail. VINTAGE; Hyd. VINTAGE; Hyd.; Carton of 126	
	8	VALVE Exhaust	62	V-1550 Std Only VINTAGE; 1.3110" Head Dia., 0.3392" Stem Dia., 4.6063" O.A.L.	
	8	VALVE GUIDE Guide	62	VG-585 Std Only VINTAGE; 0.3435" ID, 2.6090" O.A.L.	
	16	VALVE SPRING Spring	62	VS-521 Std Only Incl. damper; 2.1090" Free Height	
	16 16	VALVE SEAL Valve Stem Seal Valve Stem Seal Bulk	62 62	ST-2001 Std Only ST-2001BC Std Only Not to be used on valves w/undercut stem; Positive type; Installation requires valve guide machining; (RBBTF) Rubber/PTFE Not to be used on valves w/undercut stem; Positive type; Installation requires valve guide machining; Carton of 100; (RBBTF) Rubber/PTFE	
	8 8 8 8	VALVE SEAT Seat Seat Seat Seat	62 62 62 62	245-1437-3 Std Only 245-1437-3N Std Only 245-1625-1 Std Only 245-1625-1N Std Only Loc. Exh.; 1.4425" OD, 1.1880" ID, 0.2160" Depth Loc. Exh.; Premium Material; 1.4425" OD, 1.1880" ID, 0.2160" Depth Loc. Int.; 1.6300" OD, 1.3750" ID, 0.2160" Depth Loc. Int.; Premium Material; 1.6300" OD, 1.3750" ID, 0.2160" Depth	
	BLOCK	1 1	RINGS Premium Set Standard Set	62 62	E-236K Std-30 E-236X Std-30-40 2-5/64, 1-3/16; Premium Moly 2-5/64, 1-3/16; Iron
		8	SLEEVE Repair Sleeve	62	SL-15M Std Only VINTAGE; 3/32" wall, Must be cut to correct length
1 1		ENGINE BEARINGS Main Set Main Set	62 62	4096MA Std-10-20-30 7427MA 40 40 A-Series aluminum bearings A-Series aluminum bearings; w/.020" O/S length flange brg.	
1 8 1		Rod Set Rod Pair Cam Set	62 62 62	8-2500RAA Std-10-20-30-40 2500RAA Std-2-10-20-30-40 1421M Std Only A-Series aluminum bearings A-Series aluminum bearings	

(continued on next page)

GM Car (Incl. Buick, Cad., Chev., Olds., Pontiac)

215 3.5L (3528cc) OHV V8 (16 Valve) (Buick), 3.5" Bore (GMC Eng.), 4 Bbl. "Eng. Code HI" 1962 61
(cont.)

QTY	OIL PUMP	YEARS	PART NO.	DESCRIPTION
1	Pump Repair Kit	62	224-518TP	Thrust plate kit; Provides new wear surface for scored or worn housing cover; Contains necessary screws, gskts. and instructions

215 3.5L (3528cc) OHV V8 (16 Valve) (Buick), 3.5" Bore (GMC Eng.), 2 Bbl. "Eng. Code I" 1962 62

QTY	TIMING	YEARS	PART NO.	DESCRIPTION
1	3 Piece Set	62	KT3-359S	VINTAGE; (1) 222-359; (1) 223-323; (1) 223-334
1	Timing Chain	62	222-359	54 Links
1	Crank Sprocket	62	223-323	20 Teeth
QTY	CAMSHAFT/LIFTER	YEARS	PART NO.	DESCRIPTION
1	Camshaft	62	CS-364	VINTAGE; Hydraulic, (050) Duration at .050 Lobe Lift, 186 Exh., 186 Int., 109 Degrees Lobe Separation
1	Prelube		55-403	Std Only 1.5 oz. packet
1	Prelube		55-400	Std Only 4 oz. bottle; 1.5 oz. packet No. 55-403 also avail.
16	Lifter	62	HT-896	Std Only VINTAGE; Hyd.
16	Lifter, Bulk	62	HT-896B	Std Only VINTAGE; Hyd.; Carton of 126
QTY	VALVE	YEARS	PART NO.	DESCRIPTION
8	Exhaust	62	V-1550	Std Only VINTAGE; 1.3110" Head Dia., 0.3392" Stem Dia., 4.6063" O.A.L.
QTY	VALVE GUIDE	YEARS	PART NO.	DESCRIPTION
8	Guide	62	VG-585	Std Only VINTAGE; 0.3435" ID, 2.6090" O.A.L.
QTY	VALVE SPRING	YEARS	PART NO.	DESCRIPTION
16	Spring	62	VS-521	Std Only Incl. damper; 2.1090" Free Height
QTY	VALVE SEAL	YEARS	PART NO.	DESCRIPTION
16	Valve Stem Seal	62	ST-2001	Std Only Not to be used on valves w/undercut stem; Positive type; Installation requires valve guide machining; (RBBTF) Rubber/PTFE
16	Valve Stem Seal Bulk	62	ST-2001BC	Std Only Not to be used on valves w/undercut stem; Positive type; Installation requires valve guide machining; Carton of 100; (RBBTF) Rubber/PTFE
QTY	VALVE SEAT	YEARS	PART NO.	DESCRIPTION
8	Seat	62	245-1437-3	Std Only Loc. Exh.; 1.4425" OD, 1.1880" ID, 0.2160" Depth
8	Seat	62	245-1437-3N	Std Only Loc. Exh.; Premium Material; 1.4425" OD, 1.1880" ID, 0.2160" Depth
8	Seat	62	245-1625-1	Std Only Loc. Int.; 1.6300" OD, 1.3750" ID, 0.2160" Depth
8	Seat	62	245-1625-1N	Std Only Loc. Int.; Premium Material; 1.6300" OD, 1.3750" ID, 0.2160" Depth
QTY	RINGS	YEARS	PART NO.	DESCRIPTION
1	Premium Set	62	E-236K	Std-30 2-5/64, 1-3/16; Premium Moly
1	Standard Set	62	E-236X	Std-30-40 2-5/64, 1-3/16; Iron
QTY	SLEEVE	YEARS	PART NO.	DESCRIPTION
8	Repair Sleeve	62	SL-15M	Std Only VINTAGE; 3/32" wall, Must be cut to correct length
QTY	ENGINE BEARINGS	YEARS	PART NO.	DESCRIPTION
1	Main Set	62	4096MA	Std-10-20-30 A-Series aluminum bearings
1	Main Set	62	7427MA 40	40 A-Series aluminum bearings; w/.020" O/S length flange brg.
1	Rod Set	62	8-2500RAA	Std-10-20-30-40 A-Series aluminum bearings
8	Rod Pair	62	2500RAA	Std-2-10-20-30-40 A-Series aluminum bearings
1	Cam Set	62	1421M	Std Only
QTY	OIL PUMP	YEARS	PART NO.	DESCRIPTION
1	Pump Repair Kit	62	224-518TP	Thrust plate kit; Provides new wear surface for scored or worn housing cover; Contains necessary screws, gskts. and instructions

215 3.5L (3528cc) OHV V8 (16 Valve) (Buick), 3.5" Bore (GMC Eng.), 2 Bbl. "Eng. Code JM" 1963 63

QTY	TIMING	YEARS	PART NO.	DESCRIPTION
1	3 Piece Set	63	KT3-359S	VINTAGE; (1) 222-359; (1) 223-323; (1) 223-334
1	Timing Chain	63	222-359	54 Links
1	Crank Sprocket	63	223-323	20 Teeth
QTY	CAMSHAFT/LIFTER	YEARS	PART NO.	DESCRIPTION
1	Camshaft	63	CS-364	VINTAGE; Hydraulic, (050) Duration at .050 Lobe Lift, 186 Exh., 186 Int., 109 Degrees Lobe Separation
1	Prelube		55-403	Std Only 1.5 oz. packet
1	Prelube		55-400	Std Only 4 oz. bottle; 1.5 oz. packet No. 55-403 also avail.
16	Lifter	63	HT-896	Std Only VINTAGE; Hyd.
16	Lifter, Bulk	63	HT-896B	Std Only VINTAGE; Hyd.; Carton of 126

(continued on next page)

GM Car (Incl. Buick, Cad., Chev., Olds., Pontiac)

63 215 3.5L (3528cc) OHV V8 (16 Valve) (Buick), 3.5" Bore (GMC Eng.), 2 Bbl. "Eng. Code JM" 1963
(cont.)

	QTY	VALVE	YEARS	PART NO.	DESCRIPTION
VALVE TRAIN	8	Exhaust	63	V-1550 Std Only	VINTAGE; 1.3110" Head Dia., 0.3392" Stem Dia., 4.6063" O.A.L.
	8	Guide	63	VG-585 Std Only	VINTAGE; 0.3435" ID, 2.6090" O.A.L.
	16	Spring	63	VS-521 Std Only	Incl. damper; 2.1090" Free Height
	16	Valve Stem Seal	63	ST-2001 Std Only	Not to be used on valves w/undercut stem; Positive type; Installation requires valve guide machining; (RBBTF) Rubber/PTFE
	16	Valve Stem Seal Bulk	63	ST-2001BC Std Only	Not to be used on valves w/undercut stem; Positive type; Installation requires valve guide machining; Carton of 100; (RBBTF) Rubber/PTFE
	8	Seat	63	245-1437-3 Std Only	Loc. Exh.; 1.4425" OD, 1.1880" ID, 0.2160" Depth
	8	Seat	63	245-1437-3N Std Only	Loc. Exh.; Premium Material; 1.4425" OD, 1.1880" ID, 0.2160" Depth
	8	Seat	63	245-1625-1 Std Only	Loc. Int.; 1.6300" OD, 1.3750" ID, 0.2160" Depth
	8	Seat	63	245-1625-1N Std Only	Loc. Int.; Premium Material; 1.6300" OD, 1.3750" ID, 0.2160" Depth
	BLOCK	1	Premium Set	63	E-236K Std-30
1		Standard Set	63	E-236X Std-30-40	2-5/64, 1-3/16; Iron
8		Repair Sleeve	63	SL-15M Std Only	VINTAGE; 3/32" wall, Must be cut to correct length
1		Main Set	63	4096MA Std-10-20-30	A-Series aluminum bearings
1		Main Set	63	7427MA 40 40	A-Series aluminum bearings; w/.020" O/S length flange brg.
1		Rod Set	63	8-2500RAA Std-10-20-30-40	A-Series aluminum bearings
8		Rod Pair	63	2500RAA Std-2-10-20-30-40	A-Series aluminum bearings
1		Cam Set	63	1421M Std Only	
1		Pump Repair Kit	63	224-518TP	Thrust plate kit; Provides new wear surface for scored or worn housing cover; Contains necessary screws, gskts. and instructions

64 215 3.5L (3528cc) OHV V8 (16 Valve) (Buick), 3.5" Bore (GMC Eng.), 4 Bbl. "Eng. Code JN" 1963

	QTY	TIMING	YEARS	PART NO.	DESCRIPTION
VALVE TRAIN	1	3 Piece Set	63	KT3-359S	VINTAGE; (1) 222-359; (1) 223-323; (1) 223-334
	1	Timing Chain	63	222-359	54 Links
	1	Crank Sprocket	63	223-323	20 Teeth
	1	Camshaft	63	CS-364	VINTAGE; Hydraulic, (050) Duration at .050 Lobe Lift, 186 Exh., 186 Int., 109 Degrees Lobe Separation
	1	Prelube		55-403 Std Only	1.5 oz. packet
	1	Prelube		55-400 Std Only	4 oz. bottle; 1.5 oz. packet No. 55-403 also avail.
	16	Lifter	63	HT-896 Std Only	VINTAGE; Hyd.
	16	Lifter, Bulk	63	HT-896B Std Only	VINTAGE; Hyd.; Carton of 126
	8	Exhaust	63	V-1550 Std Only	VINTAGE; 1.3110" Head Dia., 0.3392" Stem Dia., 4.6063" O.A.L.
	8	Guide	63	VG-585 Std Only	VINTAGE; 0.3435" ID, 2.6090" O.A.L.
16	Spring	63	VS-521 Std Only	Incl. damper; 2.1090" Free Height	
16	Valve Stem Seal	63	ST-2001 Std Only	Not to be used on valves w/undercut stem; Positive type; Installation requires valve guide machining; (RBBTF) Rubber/PTFE	
16	Valve Stem Seal Bulk	63	ST-2001BC Std Only	Not to be used on valves w/undercut stem; Positive type; Installation requires valve guide machining; Carton of 100; (RBBTF) Rubber/PTFE	
8	Seat	63	245-1437-3 Std Only	Loc. Exh.; 1.4425" OD, 1.1880" ID, 0.2160" Depth	
8	Seat	63	245-1437-3N Std Only	Loc. Exh.; Premium Material; 1.4425" OD, 1.1880" ID, 0.2160" Depth	

(continued on next page)

GM Car (Incl. Buick, Cad., Chev., Olds., Pontiac)

215 3.5L (3528cc) OHV V8 (16 Valve) (Buick), 3.5" Bore (GMC Eng.), 4 Bbl. "Eng. Code JN" 1963 64
(cont.)

QTY	VALVE SEAT (cont.)	YEARS	PART NO.	DESCRIPTION
8	Seat	63	245-1625-1 Std Only	Loc. Int.; 1.6300" OD, 1.3750" ID, 0.2160" Depth
8	Seat	63	245-1625-1N Std Only	Loc. Int.; Premium Material; 1.6300" OD, 1.3750" ID, 0.2160" Depth
QTY	RINGS	YEARS	PART NO.	DESCRIPTION
1	Premium Set	63	E-236K Std-30	2-5/64, 1-3/16; Premium Moly
1	Standard Set	63	E-236X Std-30-40	2-5/64, 1-3/16; Iron
QTY	SLEEVE	YEARS	PART NO.	DESCRIPTION
8	Repair Sleeve	63	SL-15M Std Only	VINTAGE; 3/32" wall, Must be cut to correct length
QTY	ENGINE BEARINGS	YEARS	PART NO.	DESCRIPTION
1	Main Set	63	4096MA Std-10-20-30	A-Series aluminum bearings
1	Main Set	63	7427MA 40 40	A-Series aluminum bearings; w/.020" O/S length flange brg.
1	Rod Set	63	8-2500RAA Std-10-20-30-40	A-Series aluminum bearings
8	Rod Pair	63	2500RAA Std-2-10-20-30-40	A-Series aluminum bearings
1	Cam Set	63	1421M Std Only	
QTY	OIL PUMP	YEARS	PART NO.	DESCRIPTION
1	Pump Repair Kit	63	224-518TP	Thrust plate kit; Provides new wear surface for scored or worn housing cover; Contains necessary screws, gskts. and instructions

215 3.5L (3528cc) OHV V8 (16 Valve) (Buick), 3.5" Bore (GMC Eng.), 2 Bbl. "Eng. Code JP" 1963 65

QTY	TIMING	YEARS	PART NO.	DESCRIPTION
1	3 Piece Set	63	KT3-359S	VINTAGE; (1) 222-359; (1) 223-323; (1) 223-334
1	Timing Chain	63	222-359	54 Links
1	Crank Sprocket	63	223-323	20 Teeth
QTY	CAMSHAFT/LIFTER	YEARS	PART NO.	DESCRIPTION
1	Camshaft	63	CS-364	VINTAGE; Hydraulic, (050) Duration at .050 Lobe Lift, 186 Exh., 186 Int., 109 Degrees Lobe Separation
1	Prelube		55-403 Std Only	1.5 oz. packet
1	Prelube		55-400 Std Only	4 oz. bottle; 1.5 oz. packet No. 55-403 also avail.
16	Lifter	63	HT-896 Std Only	VINTAGE; Hyd.
16	Lifter, Bulk	63	HT-896B Std Only	VINTAGE; Hyd.; Carton of 126
QTY	VALVE	YEARS	PART NO.	DESCRIPTION
8	Exhaust	63	V-1550 Std Only	VINTAGE; 1.3110" Head Dia., 0.3392" Stem Dia., 4.6063" O.A.L.
QTY	VALVE GUIDE	YEARS	PART NO.	DESCRIPTION
8	Guide	63	VG-585 Std Only	VINTAGE; 0.3435" ID, 2.6090" O.A.L.
QTY	VALVE SPRING	YEARS	PART NO.	DESCRIPTION
16	Spring	63	VS-521 Std Only	Incl. damper; 2.1090" Free Height
QTY	VALVE SEAL	YEARS	PART NO.	DESCRIPTION
16	Valve Stem Seal	63	ST-2001 Std Only	Not to be used on valves w/undercut stem; Positive type; Installation requires valve guide machining; (RBBTF) Rubber/PTFE
16	Valve Stem Seal Bulk	63	ST-2001BC Std Only	Not to be used on valves w/undercut stem; Positive type; Installation requires valve guide machining; Carton of 100; (RBBTF) Rubber/PTFE
QTY	VALVE SEAT	YEARS	PART NO.	DESCRIPTION
8	Seat	63	245-1437-3 Std Only	Loc. Exh.; 1.4425" OD, 1.1880" ID, 0.2160" Depth
8	Seat	63	245-1437-3N Std Only	Loc. Exh.; Premium Material; 1.4425" OD, 1.1880" ID, 0.2160" Depth
8	Seat	63	245-1625-1 Std Only	Loc. Int.; 1.6300" OD, 1.3750" ID, 0.2160" Depth
8	Seat	63	245-1625-1N Std Only	Loc. Int.; Premium Material; 1.6300" OD, 1.3750" ID, 0.2160" Depth
QTY	RINGS	YEARS	PART NO.	DESCRIPTION
1	Premium Set	63	E-236K Std-30	2-5/64, 1-3/16; Premium Moly
1	Standard Set	63	E-236X Std-30-40	2-5/64, 1-3/16; Iron
QTY	SLEEVE	YEARS	PART NO.	DESCRIPTION
8	Repair Sleeve	63	SL-15M Std Only	VINTAGE; 3/32" wall, Must be cut to correct length
QTY	ENGINE BEARINGS	YEARS	PART NO.	DESCRIPTION
1	Main Set	63	4096MA Std-10-20-30	A-Series aluminum bearings
1	Main Set	63	7427MA 40 40	A-Series aluminum bearings; w/.020" O/S length flange brg.
1	Rod Set	63	8-2500RAA Std-10-20-30-40	A-Series aluminum bearings
8	Rod Pair	63	2500RAA Std-2-10-20-30-40	A-Series aluminum bearings
1	Cam Set	63	1421M Std Only	

(continued on next page)

GM Car (Incl. Buick, Cad., Chev., Olds., Pontiac)

65 215 3.5L (3528cc) OHV V8 (16 Valve) (Buick), 3.5" Bore (GMC Eng.), 2 Bbl. "Eng. Code JP" 1963
(cont.)

QTY	OIL PUMP	YEARS	PART NO.	DESCRIPTION
1	Pump Repair Kit	63	224-518TP	Thrust plate kit; Provides new wear surface for scored or worn housing cover; Contains necessary screws, gskts. and instructions

66 215 3.5L (3528cc) OHV V8 (16 Valve) (Buick), 3.5" Bore (GMC Eng.), 2 Bbl. "Eng. Code LH" 1961

QTY	TIMING	YEARS	PART NO.	DESCRIPTION
1	3 Piece Set	61	KT3-359S	VINTAGE; (1) 222-359; (1) 223-323; (1) 223-334
1	Timing Chain	61	222-359	54 Links
1	Crank Sprocket	61	223-323	20 Teeth
QTY	CAMSHAFT/LIFTER	YEARS	PART NO.	DESCRIPTION
1	Camshaft	61	CS-364	VINTAGE; Hydraulic, (.050) Duration at .050 Lobe Lift, 186 Exh., 186 Int., 109 Degrees Lobe Separation
1	Prelube		55-403 Std Only	1.5 oz. packet
1	Prelube		55-400 Std Only	4 oz. bottle; 1.5 oz. packet No. 55-403 also avail.
16	Lifter	61	HT-896 Std Only	VINTAGE; Hyd.
16	Lifter, Bulk	61	HT-896B Std Only	VINTAGE; Hyd.; Carton of 126
QTY	VALVE	YEARS	PART NO.	DESCRIPTION
8	Exhaust	61	V-1550 Std Only	VINTAGE; 1.3110" Head Dia., 0.3392" Stem Dia., 4.6063" O.A.L.
QTY	VALVE GUIDE	YEARS	PART NO.	DESCRIPTION
8	Guide	61	VG-585 Std Only	VINTAGE; 0.3435" ID, 2.6090" O.A.L.
QTY	VALVE SPRING	YEARS	PART NO.	DESCRIPTION
16	Spring	61	VS-521 Std Only	Incl. damper; 2.1090" Free Height
QTY	VALVE SEAL	YEARS	PART NO.	DESCRIPTION
16	Valve Stem Seal	61	ST-2001 Std Only	Not to be used on valves w/undercut stem; Positive type; Installation requires valve guide machining; (RBBTF) Rubber/PTFE
16	Valve Stem Seal Bulk	61	ST-2001BC Std Only	Not to be used on valves w/undercut stem; Positive type; Installation requires valve guide machining; Carton of 100; (RBBTF) Rubber/PTFE
QTY	VALVE SEAT	YEARS	PART NO.	DESCRIPTION
8	Seat	61	245-1437-3 Std Only	Loc. Exh.; 1.4425" OD, 1.1880" ID, 0.2160" Depth
8	Seat	61	245-1437-3N Std Only	Loc. Exh.; Premium Material; 1.4425" OD, 1.1880" ID, 0.2160" Depth
8	Seat	61	245-1625-1 Std Only	Loc. Int.; 1.6300" OD, 1.3750" ID, 0.2160" Depth
8	Seat	61	245-1625-1N Std Only	Loc. Int.; Premium Material; 1.6300" OD, 1.3750" ID, 0.2160" Depth
QTY	PISTON	YEARS	PART NO.	DESCRIPTION
8	Cast Piston	61	71P 20 20-30	VINTAGE; Cast; .875" Pin Dia.; 2 Rings 5/64 Groove, 1 Ring 3/16 Groove, 1.843 CD, Recessed Head .156 deep x 2.8125 dia.
8	Cast Piston - Individual	61	W71P 20 20-30	VINTAGE; Cast; .875" Pin Dia.; 2 Rings 5/64 Groove, 1 Ring 3/16 Groove, 1.843 CD, Recessed Head .156 deep x 2.8125 dia.
QTY	RINGS	YEARS	PART NO.	DESCRIPTION
1	Premium Set	61	E-236K Std-30	2-5/64, 1-3/16; Premium Moly
1	Standard Set	61	E-236X Std-30-40	2-5/64, 1-3/16; Iron
QTY	SLEEVE	YEARS	PART NO.	DESCRIPTION
8	Repair Sleeve	61	SL-15M Std Only	VINTAGE; 3/32" wall, Must be cut to correct length
QTY	ENGINE BEARINGS	YEARS	PART NO.	DESCRIPTION
1	Main Set	61	4096MA Std-10-20-30	A-Series aluminum bearings
1	Main Set	61	7427MA 40 40	A-Series aluminum bearings; w/.020" O/S length flange brg.
1	Rod Set	61	8-2500RAA Std-10-20-30-40	A-Series aluminum bearings
8	Rod Pair	61	2500RAA Std-2-10-20-30-40	A-Series aluminum bearings
1	Cam Set	61	1421M Std Only	
QTY	OIL PUMP	YEARS	PART NO.	DESCRIPTION
1	Pump Repair Kit	61	224-518TP	Thrust plate kit; Provides new wear surface for scored or worn housing cover; Contains necessary screws, gskts. and instructions

67 215 3.5L (3528cc) OHV V8 (16 Valve) (Buick), 3.5" Bore (GMC Eng.), 2 Bbl. "Eng. Code LI" 1962

QTY	TIMING	YEARS	PART NO.	DESCRIPTION
1	3 Piece Set	62	KT3-359S	VINTAGE; (1) 222-359; (1) 223-323; (1) 223-334
1	Timing Chain	62	222-359	54 Links
1	Crank Sprocket	62	223-323	20 Teeth

(continued on next page)

GM Car (Incl. Buick, Cad., Chev., Olds., Pontiac)

215 3.5L (3528cc) OHV V8 (16 Valve) (Buick), 3.5" Bore (GMC Eng.), 2 Bbl. "Eng. Code LI" 1962 67 (cont.)

QTY	CAMSHAFT/LIFTER	YEARS	PART NO.	DESCRIPTION
1	Camshaft	62	CS-364	VINTAGE; Hydraulic, (050) Duration at .050 Lobe Lift, 186 Exh., 186 Int., 109 Degrees Lobe Separation
1	Prelube		55-403 Std Only	1.5 oz. packet
1	Prelube		55-400 Std Only	4 oz. bottle; 1.5 oz. packet No. 55-403 also avail.
16	Lifter	62	HT-896 Std Only	VINTAGE; Hyd.
16	Lifter, Bulk	62	HT-896B Std Only	VINTAGE; Hyd.; Carton of 126
QTY	VALVE	YEARS	PART NO.	DESCRIPTION
8	Exhaust	62	V-1550 Std Only	VINTAGE; 1.3110" Head Dia., 0.3392" Stem Dia., 4.6063" O.A.L.
QTY	VALVE GUIDE	YEARS	PART NO.	DESCRIPTION
8	Guide	62	VG-585 Std Only	VINTAGE; 0.3435" ID, 2.6090" O.A.L.
QTY	VALVE SPRING	YEARS	PART NO.	DESCRIPTION
16	Spring	62	VS-521 Std Only	Incl. damper; 2.1090" Free Height
QTY	VALVE SEAL	YEARS	PART NO.	DESCRIPTION
16	Valve Stem Seal	62	ST-2001 Std Only	Not to be used on valves w/undercut stem; Positive type; Installation requires valve guide machining; (RBBTF) Rubber/PTFE
16	Valve Stem Seal Bulk	62	ST-2001BC Std Only	Not to be used on valves w/undercut stem; Positive type; Installation requires valve guide machining; Carton of 100; (RBBTF) Rubber/PTFE
QTY	VALVE SEAT	YEARS	PART NO.	DESCRIPTION
8	Seat	62	245-1437-3 Std Only	Loc. Exh.; 1.4425" OD, 1.1880" ID, 0.2160" Depth
8	Seat	62	245-1437-3N Std Only	Loc. Exh.; Premium Material; 1.4425" OD, 1.1880" ID, 0.2160" Depth
8	Seat	62	245-1625-1 Std Only	Loc. Int.; 1.6300" OD, 1.3750" ID, 0.2160" Depth
8	Seat	62	245-1625-1N Std Only	Loc. Int.; Premium Material; 1.6300" OD, 1.3750" ID, 0.2160" Depth
QTY	RINGS	YEARS	PART NO.	DESCRIPTION
1	Premium Set	62	E-236K Std-30	2-5/64, 1-3/16; Premium Moly
1	Standard Set	62	E-236X Std-30-40	2-5/64, 1-3/16; Iron
QTY	SLEEVE	YEARS	PART NO.	DESCRIPTION
8	Repair Sleeve	62	SL-15M Std Only	VINTAGE; 3/32" wall, Must be cut to correct length
QTY	ENGINE BEARINGS	YEARS	PART NO.	DESCRIPTION
1	Main Set	62	4096MA Std-10-20-30	A-Series aluminum bearings
1	Main Set	62	7427MA 40 40	A-Series aluminum bearings; w/.020" O/S length flange brg.
1	Rod Set	62	8-2500RAA Std-10-20-30-40	A-Series aluminum bearings
8	Rod Pair	62	2500RAA Std-2-10-20-30-40	A-Series aluminum bearings
1	Cam Set	62	1421M Std Only	
QTY	OIL PUMP	YEARS	PART NO.	DESCRIPTION
1	Pump Repair Kit	62	224-518TP	Thrust plate kit; Provides new wear surface for scored or worn housing cover; Contains necessary screws, gskts. and instructions

215 3.5L (3528cc) OHV V8 (16 Valve) (Buick), 3.5" Bore (GMC Eng.), 2 Bbl. "Eng. Code S" 1963-1961 68

QTY	TIMING	YEARS	PART NO.	DESCRIPTION
1	3 Piece Set	63-61	KT3-359S	VINTAGE; (1) 222-359; (1) 223-323; (1) 223-334
1	Timing Chain	63-61	222-359	54 Links
1	Crank Sprocket	63-61	223-323	20 Teeth
QTY	CAMSHAFT/LIFTER	YEARS	PART NO.	DESCRIPTION
1	Camshaft	63-61	CS-364	VINTAGE; Hydraulic, (050) Duration at .050 Lobe Lift, 186 Exh., 186 Int., 109 Degrees Lobe Separation
1	Prelube		55-403 Std Only	1.5 oz. packet
1	Prelube		55-400 Std Only	4 oz. bottle; 1.5 oz. packet No. 55-403 also avail.
16	Lifter	63-61	HT-896 Std Only	VINTAGE; Hyd.
16	Lifter, Bulk	63-61	HT-896B Std Only	VINTAGE; Hyd.; Carton of 126
QTY	VALVE	YEARS	PART NO.	DESCRIPTION
8	Exhaust	63-61	V-1550 Std Only	VINTAGE; 1.3110" Head Dia., 0.3392" Stem Dia., 4.6063" O.A.L.
QTY	VALVE GUIDE	YEARS	PART NO.	DESCRIPTION
8	Guide	63-61	VG-585 Std Only	VINTAGE; 0.3435" ID, 2.6090" O.A.L.
QTY	VALVE SPRING	YEARS	PART NO.	DESCRIPTION
16	Spring	63-61	VS-521 Std Only	Incl. damper; 2.1090" Free Height
QTY	VALVE SEAL	YEARS	PART NO.	DESCRIPTION
16	Valve Stem Seal	63-61	ST-2001 Std Only	Not to be used on valves w/undercut stem; Positive type; Installation requires valve guide machining; (RBBTF) Rubber/PTFE

(continued on next page)

GM Car (Incl. Buick, Cad., Chev., Olds., Pontiac)

68 215 3.5L (3528cc) OHV V8 (16 Valve) (Buick), 3.5" Bore (GMC Eng.), 2 Bbl. "Eng. Code S" 1963-1961 (cont.)

QTY	VALVE SEAL (cont.)	YEARS	PART NO.	DESCRIPTION
16	Valve Stem Seal Bulk	63-61	ST-2001BC Std Only	Not to be used on valves w/undercut stem; Positive type; Installation requires valve guide machining; Carton of 100; (RBBTF) Rubber/PTFE
8	VALVE SEAT	63-61	245-1437-3 Std Only	DESCRIPTION Loc. Exh.; 1.4425" OD, 1.1880" ID, 0.2160" Depth
8	Seat	63-61	245-1437-3N Std Only	Loc. Exh.; Premium Material; 1.4425" OD, 1.1880" ID, 0.2160" Depth
8	Seat	63-61	245-1625-1 Std Only	Loc. Int.; 1.6300" OD, 1.3750" ID, 0.2160" Depth
8	Seat	63-61	245-1625-1N Std Only	Loc. Int.; Premium Material; 1.6300" OD, 1.3750" ID, 0.2160" Depth
8	PISTON	61	71P 20 20-30	DESCRIPTION VINTAGE; Cast; .875" Pin Dia.; 2 Rings 5/64 Groove, 1 Ring 3/16 Groove, 1.843 CD, Recessed Head .156 deep x 2.8125 dia.
8	Cast Piston	61	W71P 20 20-30	VINTAGE; Cast; .875" Pin Dia.; 2 Rings 5/64 Groove, 1 Ring 3/16 Groove, 1.843 CD, Recessed Head .156 deep x 2.8125 dia.
1	RINGS	63-61	E-236K Std-30	DESCRIPTION 2-5/64, 1-3/16; Premium Moly
1	Premium Set	63-61	E-236X Std-30-40	2-5/64, 1-3/16; Iron
1	Standard Set	63-61		
8	SLEEVE	63-61	SL-15M Std Only	DESCRIPTION VINTAGE; 3/32" wall, Must be cut to correct length
8	Repair Sleeve	63-61		
1	ENGINE BEARINGS	63-61	4096MA Std-10-20-30	DESCRIPTION A-Series aluminum bearings
1	Main Set	63-61	7427MA 40 40	A-Series aluminum bearings; w/.020" O/S length flange brg.
1	Main Set	63-61		
1	Rod Set	63-61	8-2500RAA Std-10-20-30-40	A-Series aluminum bearings
8	Rod Pair	63-61	2500RAA Std-2-10-20-30-40	A-Series aluminum bearings
1	Cam Set	63-61	1421M Std Only	
1	OIL PUMP	63-61	224-518TP	DESCRIPTION Thrust plate kit; Provides new wear surface for scored or worn housing cover; Contains necessary screws, gskts. and instructions
1	Pump Repair Kit	63-61		

69 215 3.5L (3528cc) OHV V8 (16 Valve) (Buick), 3.5" Bore (GMC Eng.), 2 Bbl. "Eng. Code SE" 1963-1961

QTY	TIMING	YEARS	PART NO.	DESCRIPTION
1	3 Piece Set	63-61	KT3-359S	VINTAGE; (1) 222-359; (1) 223-323; (1) 223-334
1	Timing Chain	63-61	222-359	54 Links
1	Crank Sprocket	63-61	223-323	20 Teeth
1	CAMSHAFT/LIFTER	63-61	CS-364	DESCRIPTION VINTAGE; Hydraulic, (050) Duration at .050 Lobe Lift, 186 Exh., 186 Int., 109 Degrees Lobe Separation
1	Camshaft	63-61		
1	Prelube		55-403 Std Only	1.5 oz. packet
1	Prelube		55-400 Std Only	4 oz. bottle; 1.5 oz. packet No. 55-403 also avail.
16	Lifter	63-61	HT-896 Std Only	VINTAGE; Hyd.
16	Lifter, Bulk	63-61	HT-896B Std Only	VINTAGE; Hyd.; Carton of 126
8	VALVE	63-61	V-1550 Std Only	DESCRIPTION VINTAGE; 1.3110" Head Dia., 0.3392" Stem Dia., 4.6063" O.A.L.
8	Exhaust	63-61		
8	VALVE GUIDE	63-61	VG-585 Std Only	DESCRIPTION VINTAGE; 0.3435" ID, 2.6090" O.A.L.
8	Guide	63-61		
16	VALVE SPRING	63-61	VS-521 Std Only	DESCRIPTION Incl. damper; 2.1090" Free Height
16	Spring	63-61		
16	VALVE SEAL	63-61	ST-2001 Std Only	DESCRIPTION Not to be used on valves w/undercut stem; Positive type; Installation requires valve guide machining; (RBBTF) Rubber/PTFE
16	Valve Stem Seal	63-61		
16	Valve Stem Seal Bulk	63-61	ST-2001BC Std Only	Not to be used on valves w/undercut stem; Positive type; Installation requires valve guide machining; Carton of 100; (RBBTF) Rubber/PTFE
8	VALVE SEAT	63-61	245-1437-3 Std Only	DESCRIPTION Loc. Exh.; 1.4425" OD, 1.1880" ID, 0.2160" Depth
8	Seat	63-61	245-1437-3N Std Only	Loc. Exh.; Premium Material; 1.4425" OD, 1.1880" ID, 0.2160" Depth
8	Seat	63-61	245-1625-1 Std Only	Loc. Int.; 1.6300" OD, 1.3750" ID, 0.2160" Depth
8	Seat	63-61	245-1625-1N Std Only	Loc. Int.; Premium Material; 1.6300" OD, 1.3750" ID, 0.2160" Depth

(continued on next page)

GM Car (Incl. Buick, Cad., Chev., Olds., Pontiac)

215 3.5L (3528cc) OHV V8 (16 Valve) (Buick), 3.5" Bore (GMC Eng.), 2 Bbl. "Eng. Code SE" 1963-1961 **69**
(cont.)

	QTY	PISTON	YEARS	PART NO.	DESCRIPTION
BLOCK	8	Cast Piston	61	71P 20 20-30	VINTAGE; Cast; .875" Pin Dia.; 2 Rings 5/64 Groove, 1 Ring 3/16 Groove, 1.843 CD, Recessed Head .156 deep x 2.8125 dia.
	8	Cast Piston - Individual	61	W71P 20 20-30	VINTAGE; Cast; .875" Pin Dia.; 2 Rings 5/64 Groove, 1 Ring 3/16 Groove, 1.843 CD, Recessed Head .156 deep x 2.8125 dia.
	1	Premium Set	63-61	E-236K Std-30	2-5/64, 1-3/16; Premium Moly
	1	Standard Set	63-61	E-236X Std-30-40	2-5/64, 1-3/16; Iron
	8	Repair Sleeve	63-61	SL-15M Std Only	VINTAGE; 3/32" wall, Must be cut to correct length
	1	Main Set	63-61	4096MA Std-10-20-30	A-Series aluminum bearings
	1	Main Set	63-61	7427MA 40 40	A-Series aluminum bearings; w/.020" O/S length flange brg.
	1	Rod Set	63-61	8-2500RAA Std-10-20-30-40	A-Series aluminum bearings
	8	Rod Pair	63-61	2500RAA Std-2-10-20-30-40	A-Series aluminum bearings
	1	Cam Set	63-61	1421M Std Only	
1	Pump Repair Kit	63-61	224-518TP	Thrust plate kit; Provides new wear surface for scored or worn housing cover; Contains necessary screws, gskts. and instructions	

215 3.5L (3528cc) OHV V8 (16 Valve) (Buick), 3.5" Bore (GMC Eng.), 4 Bbl. "Eng. Code SG" 1963-1961 **70**

	QTY	TIMING	YEARS	PART NO.	DESCRIPTION
VALVE TRAIN	1	3 Piece Set	63-61	KT3-359S	VINTAGE; (1) 222-359; (1) 223-323; (1) 223-334
	1	Timing Chain	63-61	222-359	54 Links
	1	Crank Sprocket	63-61	223-323	20 Teeth
	1	Camshaft	63-61	CS-364	VINTAGE; Hydraulic, (050) Duration at .050 Lobe Lift, 186 Exh., 186 Int., 109 Degrees Lobe Separation
	1	Prelube		55-403 Std Only	1.5 oz. packet
	1	Prelube		55-400 Std Only	4 oz. bottle; 1.5 oz. packet No. 55-403 also avail.
	16	Lifter	63-61	HT-896 Std Only	VINTAGE; Hyd.
	16	Lifter, Bulk	63-61	HT-896B Std Only	VINTAGE; Hyd.; Carton of 126
	8	Exhaust	63-61	V-1550 Std Only	VINTAGE; 1.3110" Head Dia., 0.3392" Stem Dia., 4.6063" O.A.L.
	8	Guide	63-61	VG-585 Std Only	VINTAGE; 0.3435" ID, 2.6090" O.A.L.
	16	Spring	63-61	VS-521 Std Only	Incl. damper; 2.1090" Free Height
	16	Valve Stem Seal	63-61	ST-2001 Std Only	Not to be used on valves w/undercut stem; Positive type; Installation requires valve guide machining; (RBBTF) Rubber/PTFE
	16	Valve Stem Seal Bulk	63-61	ST-2001BC Std Only	Not to be used on valves w/undercut stem; Positive type; Installation requires valve guide machining; Carton of 100; (RBBTF) Rubber/PTFE
	8	Seat	63-61	245-1437-3 Std Only	Loc. Exh.; 1.4425" OD, 1.1880" ID, 0.2160" Depth
	8	Seat	63-61	245-1437-3N Std Only	Loc. Exh.; Premium Material; 1.4425" OD, 1.1880" ID, 0.2160" Depth
	8	Seat	63-61	245-1625-1 Std Only	Loc. Int.; 1.6300" OD, 1.3750" ID, 0.2160" Depth
8	Seat	63-61	245-1625-1N Std Only	Loc. Int.; Premium Material; 1.6300" OD, 1.3750" ID, 0.2160" Depth	
BLOCK	8	Cast Piston	61	71P 20 20-30	VINTAGE; Cast; .875" Pin Dia.; 2 Rings 5/64 Groove, 1 Ring 3/16 Groove, 1.843 CD, Recessed Head .156 deep x 2.8125 dia.
	8	Cast Piston - Individual	61	W71P 20 20-30	VINTAGE; Cast; .875" Pin Dia.; 2 Rings 5/64 Groove, 1 Ring 3/16 Groove, 1.843 CD, Recessed Head .156 deep x 2.8125 dia.
	1	Premium Set	63-61	E-236K Std-30	2-5/64, 1-3/16; Premium Moly
1	Standard Set	63-61	E-236X Std-30-40	2-5/64, 1-3/16; Iron	

(continued on next page)

GM Car (Incl. Buick, Cad., Chev., Olds., Pontiac)

70 215 3.5L (3528cc) OHV V8 (16 Valve) (Buick), 3.5" Bore (GMC Eng.), 4 Bbl. "Eng. Code SG" 1963-1961
(cont.)

BLOCK	QTY	SLEEVE	YEARS	PART NO.	DESCRIPTION	BLOCK
	8	Repair Sleeve	63-61	SL-15M Std Only	VINTAGE; 3/32" wall, Must be cut to correct length	
	1	ENGINE BEARINGS	YEARS	PART NO.	DESCRIPTION	
	1	Main Set	63-61	4096MA Std-10-20-30	A-Series aluminum bearings	
	1	Main Set	63-61	7427MA 40 40	A-Series aluminum bearings; w/.020" O/S length flange brg.	
	1	Rod Set	63-61	8-2500RAA Std-10-20-30-40	A-Series aluminum bearings	
	8	Rod Pair	63-61	2500RAA Std-2-10-20-30-40	A-Series aluminum bearings	
	1	Cam Set	63-61	1421M Std Only		
	1	OIL PUMP	YEARS	PART NO.	DESCRIPTION	
	1	Pump Repair Kit	63-61	224-518TP	Thrust plate kit; Provides new wear surface for scored or worn housing cover; Contains necessary screws, gskts. and instructions	

71 215 3.5L (3528cc) OHV V8 (16 Valve) (Buick), 3.5" Bore (GMC Eng.), 4 Bbl. "Eng. Code SH" 1963-1961

VALVE TRAIN	QTY	TIMING	YEARS	PART NO.	DESCRIPTION	VALVE TRAIN
	1	3 Piece Set	63-61	KT3-359S	VINTAGE; (1) 222-359; (1) 223-323; (1) 223-334	
	1	Timing Chain	63-61	222-359	54 Links	
	1	Crank Sprocket	63-61	223-323	20 Teeth	
	1	CAMSHAFT/LIFTER	YEARS	PART NO.	DESCRIPTION	
	1	Camshaft	63-61	CS-364	VINTAGE; Hydraulic, (050) Duration at .050 Lobe Lift, 186 Exh., 186 Int., 109 Degrees Lobe Separation	
	1	Prelube		55-403 Std Only	1.5 oz. packet	
	1	Prelube		55-400 Std Only	4 oz. bottle; 1.5 oz. packet No. 55-403 also avail.	
	16	Lifter	63-61	HT-896 Std Only	VINTAGE; Hyd.	
	16	Lifter, Bulk	63-61	HT-896B Std Only	VINTAGE; Hyd.; Carton of 126	
	8	VALVE	YEARS	PART NO.	DESCRIPTION	
	8	Exhaust	63-61	V-1550 Std Only	VINTAGE; 1.3110" Head Dia., 0.3392" Stem Dia., 4.6063" O.A.L.	
	8	VALVE GUIDE	YEARS	PART NO.	DESCRIPTION	
	8	Guide	63-61	VG-585 Std Only	VINTAGE; 0.3435" ID, 2.6090" O.A.L.	
	16	VALVE SPRING	YEARS	PART NO.	DESCRIPTION	
	16	Spring	63-61	VS-521 Std Only	Incl. damper; 2.1090" Free Height	
	16	VALVE SEAL	YEARS	PART NO.	DESCRIPTION	
	16	Valve Stem Seal	63-61	ST-2001 Std Only	Not to be used on valves w/undercut stem; Positive type; Installation requires valve guide machining; (RBBTF) Rubber/PTFE	
	16	Valve Stem Seal Bulk	63-61	ST-2001BC Std Only	Not to be used on valves w/undercut stem; Positive type; Installation requires valve guide machining; Carton of 100; (RBBTF) Rubber/PTFE	
	8	VALVE SEAT	YEARS	PART NO.	DESCRIPTION	
	8	Seat	63-61	245-1437-3 Std Only	Loc. Exh.; 1.4425" OD, 1.1880" ID, 0.2160" Depth	
	8	Seat	63-61	245-1437-3N Std Only	Loc. Exh.; Premium Material; 1.4425" OD, 1.1880" ID, 0.2160" Depth	
	8	Seat	63-61	245-1625-1 Std Only	Loc. Int.; 1.6300" OD, 1.3750" ID, 0.2160" Depth	
	8	Seat	63-61	245-1625-1N Std Only	Loc. Int.; Premium Material; 1.6300" OD, 1.3750" ID, 0.2160" Depth	
	8	PISTON	YEARS	PART NO.	DESCRIPTION	
	8	Cast Piston	61	71P 20 20-30	VINTAGE; Cast; .875" Pin Dia.; 2 Rings 5/64 Groove, 1 Ring 3/16 Groove, 1.843 CD, Recessed Head .156 deep x 2.8125 dia.	
	8	Cast Piston - Individual	61	W71P 20 20-30	VINTAGE; Cast; .875" Pin Dia.; 2 Rings 5/64 Groove, 1 Ring 3/16 Groove, 1.843 CD, Recessed Head .156 deep x 2.8125 dia.	
	1	RINGS	YEARS	PART NO.	DESCRIPTION	
	1	Premium Set	63-61	E-236K Std-30	2-5/64, 1-3/16; Premium Moly	
	1	Standard Set	63-61	E-236X Std-30-40	2-5/64, 1-3/16; Iron	
	8	SLEEVE	YEARS	PART NO.	DESCRIPTION	
	8	Repair Sleeve	63-61	SL-15M Std Only	VINTAGE; 3/32" wall, Must be cut to correct length	
	1	ENGINE BEARINGS	YEARS	PART NO.	DESCRIPTION	
	1	Main Set	63-61	4096MA Std-10-20-30	A-Series aluminum bearings	
	1	Main Set	63-61	7427MA 40 40	A-Series aluminum bearings; w/.020" O/S length flange brg.	
	1	Rod Set	63-61	8-2500RAA Std-10-20-30-40	A-Series aluminum bearings	
	8	Rod Pair	63-61	2500RAA Std-2-10-20-30-40	A-Series aluminum bearings	
	1	Cam Set	63-61	1421M Std Only		

(continued on next page)

GM Car (Incl. Buick, Cad., Chev., Olds., Pontiac)

215 3.5L (3528cc) OHV V8 (16 Valve) (Buick), 3.5" Bore (GMC Eng.), 4 Bbl. "Eng. Code SH" 1963-1961 71 (cont.)

QTY	OIL PUMP	YEARS	PART NO.	DESCRIPTION
1	Pump Repair Kit	63-61	224-518TP	Thrust plate kit; Provides new wear surface for scored or worn housing cover; Contains necessary screws, gsks. and instructions

215 3.5L (3528cc) OHV V8 (16 Valve) (Buick), 3.5" Bore (GMC Eng.), 2 Bbl. "Eng. Code YA" 1961 72

	TIMING	YEARS	PART NO.	DESCRIPTION
1	3 Piece Set	61	KT3-359S	VINTAGE; (1) 222-359; (1) 223-323; (1) 223-334
1	Timing Chain	61	222-359	54 Links
1	Crank Sprocket	61	223-323	20 Teeth
1	CAMSHAFT/LIFTER	61	CS-364	DESCRIPTION VINTAGE; Hydraulic, (.050) Duration at .050 Lobe Lift, 186 Exh., 186 Int., 109 Degrees Lobe Separation
1	Prelube		55-403 Std Only	1.5 oz. packet
1	Prelube		55-400 Std Only	4 oz. bottle; 1.5 oz. packet No. 55-403 also avail.
16	Lifter	61	HT-896 Std Only	VINTAGE; Hyd.
16	Lifter, Bulk	61	HT-896B Std Only	VINTAGE; Hyd.; Carton of 126
8	VALVE	61	V-1550 Std Only	DESCRIPTION VINTAGE; 1.3110" Head Dia., 0.3392" Stem Dia., 4.6063" O.A.L.
8	VALVE GUIDE	61	VG-585 Std Only	DESCRIPTION VINTAGE; 0.3435" ID, 2.6090" O.A.L.
16	VALVE SPRING	61	VS-521 Std Only	DESCRIPTION Incl. damper; 2.1090" Free Height
16	VALVE SEAL	61	ST-2001 Std Only	DESCRIPTION Not to be used on valves w/undercut stem; Positive type; Installation requires valve guide machining; (RBBTF) Rubber/PTFE
16	Valve Stem Seal Bulk	61	ST-2001BC Std Only	Not to be used on valves w/undercut stem; Positive type; Installation requires valve guide machining; Carton of 100; (RBBTF) Rubber/PTFE
8	VALVE SEAT	61	245-1437-3 Std Only	DESCRIPTION Loc. Exh.; 1.4425" OD, 1.1880" ID, 0.2160" Depth
8	Seat	61	245-1437-3N Std Only	Loc. Exh.; Premium Material; 1.4425" OD, 1.1880" ID, 0.2160" Depth
8	Seat	61	245-1625-1 Std Only	Loc. Int.; 1.6300" OD, 1.3750" ID, 0.2160" Depth
8	Seat	61	245-1625-1N Std Only	Loc. Int.; Premium Material; 1.6300" OD, 1.3750" ID, 0.2160" Depth
8	PISTON	61	71P 20 20-30	DESCRIPTION VINTAGE; Cast; .875" Pin Dia.; 2 Rings 5/64 Groove, 1 Ring 3/16 Groove, 1.843 CD, Recessed Head .156 deep x 2.8125 dia.
8	Cast Piston - Individual	61	W71P 20 20-30	VINTAGE; Cast; .875" Pin Dia.; 2 Rings 5/64 Groove, 1 Ring 3/16 Groove, 1.843 CD, Recessed Head .156 deep x 2.8125 dia.
1	RINGS	61	E-236K Std-30	DESCRIPTION 2-5/64, 1-3/16; Premium Moly
1	Standard Set	61	E-236X Std-30-40	2-5/64, 1-3/16; Iron
8	SLEEVE	61	SL-15M Std Only	DESCRIPTION VINTAGE; 3/32" wall, Must be cut to correct length
1	ENGINE BEARINGS	61	4096MA Std-10-20-30	DESCRIPTION A-Series aluminum bearings
1	Main Set	61	7427MA 40 40	A-Series aluminum bearings ; w/.020" O/S length flange brg.
1	Rod Set	61	8-2500RAA Std-10-20-30-40	A-Series aluminum bearings
8	Rod Pair	61	2500RAA Std-2-10-20-30-40	A-Series aluminum bearings
1	Cam Set	61	1421M Std Only	
1	OIL PUMP	61	224-518TP	DESCRIPTION Thrust plate kit; Provides new wear surface for scored or worn housing cover; Contains necessary screws, gsks. and instructions
1	Pump Repair Kit			

215 3.5L (3528cc) OHV V8 (16 Valve) (Buick), 3.5" Bore (GMC Eng.), 2 Bbl. "Eng. Code YS" 1961 73

QTY	TIMING	YEARS	PART NO.	DESCRIPTION
1	3 Piece Set	61	KT3-359S	VINTAGE; (1) 222-359; (1) 223-323; (1) 223-334
1	Timing Chain	61	222-359	54 Links
1	Crank Sprocket	61	223-323	20 Teeth

(continued on next page)

GM Car (Incl. Buick, Cad., Chev., Olds., Pontiac)

73 215 3.5L (3528cc) OHV V8 (16 Valve) (Buick), 3.5" Bore (GMC Eng.), 2 Bbl. "Eng. Code YS" 1961
(cont.)

QTY	CAMSHAFT/LIFTER	YEARS	PART NO.	DESCRIPTION
1	Camshaft	61	CS-364	VINTAGE; Hydraulic, (050) Duration at .050 Lobe Lift, 186 Exh., 186 Int., 109 Degrees Lobe Separation
1	Prelube		55-403 Std Only	1.5 oz. packet
1	Prelube		55-400 Std Only	4 oz. bottle; 1.5 oz. packet No. 55-403 also avail.
16	Lifter	61	HT-896 Std Only	VINTAGE; Hyd.
16	Lifter, Bulk	61	HT-896B Std Only	VINTAGE; Hyd.; Carton of 126
QTY	VALVE	YEARS	PART NO.	DESCRIPTION
8	Exhaust	61	V-1550 Std Only	VINTAGE; 1.3110" Head Dia., 0.3392" Stem Dia., 4.6063" O.A.L.
QTY	VALVE GUIDE	YEARS	PART NO.	DESCRIPTION
8	Guide	61	VG-585 Std Only	VINTAGE; 0.3435" ID, 2.6090" O.A.L.
QTY	VALVE SPRING	YEARS	PART NO.	DESCRIPTION
16	Spring	61	VS-521 Std Only	Incl. damper; 2.1090" Free Height
QTY	VALVE SEAL	YEARS	PART NO.	DESCRIPTION
16	Valve Stem Seal	61	ST-2001 Std Only	Not to be used on valves w/undercut stem; Positive type; Installation requires valve guide machining; (RBBTF) Rubber/PTFE
16	Valve Stem Seal Bulk	61	ST-2001BC Std Only	Not to be used on valves w/undercut stem; Positive type; Installation requires valve guide machining; Carton of 100; (RBBTF) Rubber/PTFE
QTY	VALVE SEAT	YEARS	PART NO.	DESCRIPTION
8	Seat	61	245-1437-3 Std Only	Loc. Exh.; 1.4425" OD, 1.1880" ID, 0.2160" Depth
8	Seat	61	245-1437-3N Std Only	Loc. Exh.; Premium Material; 1.4425" OD, 1.1880" ID, 0.2160" Depth
8	Seat	61	245-1625-1 Std Only	Loc. Int.; 1.6300" OD, 1.3750" ID, 0.2160" Depth
8	Seat	61	245-1625-1N Std Only	Loc. Int.; Premium Material; 1.6300" OD, 1.3750" ID, 0.2160" Depth
QTY	PISTON	YEARS	PART NO.	DESCRIPTION
8	Cast Piston	61	71P 20 20-30	VINTAGE; Cast; .875" Pin Dia.; 2 Rings 5/64 Groove, 1 Ring 3/16 Groove, 1.843 CD, Recessed Head .156 deep x 2.8125 dia.
8	Cast Piston - Individual	61	W71P 20 20-30	VINTAGE; Cast; .875" Pin Dia.; 2 Rings 5/64 Groove, 1 Ring 3/16 Groove, 1.843 CD, Recessed Head .156 deep x 2.8125 dia.
QTY	RINGS	YEARS	PART NO.	DESCRIPTION
1	Premium Set	61	E-236K Std-30	2-5/64, 1-3/16; Premium Moly
1	Standard Set	61	E-236X Std-30-40	2-5/64, 1-3/16; Iron
QTY	SLEEVE	YEARS	PART NO.	DESCRIPTION
8	Repair Sleeve	61	SL-15M Std Only	VINTAGE; 3/32" wall, Must be cut to correct length
QTY	ENGINE BEARINGS	YEARS	PART NO.	DESCRIPTION
1	Main Set	61	4096MA Std-10-20-30	A-Series aluminum bearings
1	Main Set	61	7427MA 40 40	A-Series aluminum bearings; w/.020" O/S length flange brg.
1	Rod Set	61	8-2500RAA Std-10-20-30-40	A-Series aluminum bearings
8	Rod Pair	61	2500RAA Std-2-10-20-30-40	A-Series aluminum bearings
1	Cam Set	61	1421M Std Only	
QTY	OIL PUMP	YEARS	PART NO.	DESCRIPTION
1	Pump Repair Kit	61	224-518TP	Thrust plate kit; Provides new wear surface for scored or worn housing cover; Contains necessary screws, gskts. and instructions

74 215 3.5L (3528cc) OHV V8 (16 Valve) (Oldsmobile), 3.5" Bore (GMC Eng.), 4 Bbl. Turbo "Eng. Code ST" 1963-1962

QTY	TIMING	YEARS	PART NO.	DESCRIPTION
1	3 Piece Set	63-62	KT3-359S	VINTAGE; (1) 222-359; (1) 223-323; (1) 223-334
1	Timing Chain	63-62	222-359	54 Links
1	Crank Sprocket	63-62	223-323	20 Teeth
QTY	CAMSHAFT/LIFTER	YEARS	PART NO.	DESCRIPTION
1	Camshaft	63-62	CS-364	VINTAGE; Hydraulic, (050) Duration at .050 Lobe Lift, 186 Exh., 186 Int., 109 Degrees Lobe Separation
1	Prelube		55-403 Std Only	1.5 oz. packet
1	Prelube		55-400 Std Only	4 oz. bottle; 1.5 oz. packet No. 55-403 also avail.
16	Lifter	63-62	HT-896 Std Only	VINTAGE; Hyd.
16	Lifter, Bulk	63-62	HT-896B Std Only	VINTAGE; Hyd.; Carton of 126
QTY	VALVE	YEARS	PART NO.	DESCRIPTION
8	Exhaust	63-62	V-1550 Std Only	VINTAGE; 1.3110" Head Dia., 0.3392" Stem Dia., 4.6063" O.A.L.

(continued on next page)

GM Car (Incl. Buick, Cad., Chev., Olds., Pontiac)

215 3.5L (3528cc) OHV V8 (16 Valve) (Oldsmobile), 3.5" Bore (GMC Eng.), 4 Bbl. Turbo "Eng. Code ST" 74
1963-1962 (cont.)

VALVE TRAIN	QTY	VALVE GUIDE	YEARS	PART NO.	DESCRIPTION
	8	Guide	63-62	VG-585 Std Only	VINTAGE; 0.3435" ID, 2.6090" O.A.L
	16	Spring	63-62	VS-521 Std Only	Incl. damper; 2.1090" Free Height
	16	Valve Stem Seal	63-62	ST-2001 Std Only	Not to be used on valves w/undercut stem; Positive type; Installation requires valve guide machining; (RBBTF) Rubber/PTFE
	16	Valve Stem Seal Bulk	63-62	ST-2001BC Std Only	Not to be used on valves w/undercut stem; Positive type; Installation requires valve guide machining; Carton of 100; (RBBTF) Rubber/PTFE
	8	Seat	63-62	245-1437-3 Std Only	Loc. Exh.; 1.4425" OD, 1.1880" ID, 0.2160" Depth
	8	Seat	63-62	245-1437-3N Std Only	Loc. Exh.; Premium Material; 1.4425" OD, 1.1880" ID, 0.2160" Depth
	8	Seat	63-62	245-1625-1 Std Only	Loc. Int.; 1.6300" OD, 1.3750" ID, 0.2160" Depth
	8	Seat	63-62	245-1625-1N Std Only	Loc. Int.; Premium Material; 1.6300" OD, 1.3750" ID, 0.2160" Depth
BLOCK	QTY	RINGS	YEARS	PART NO.	DESCRIPTION
	1	Premium Set	63-62	E-236K Std-30	2-5/64, 1-3/16; Premium Moly
	1	Standard Set	63-62	E-236X Std-30-40	2-5/64, 1-3/16; Iron
	8	Repair Sleeve	63-62	SL-15M Std Only	VINTAGE; 3/32" wall, Must be cut to correct length
	1	Main Set	63-62	4096MA Std-10-20-30	A-Series aluminum bearings
	1	Main Set	63-62	7427MA 40 40	A-Series aluminum bearings; w/.020" O/S length flange brg.
	1	Rod Set	63-62	8-2500RAA Std-10-20-30-40	A-Series aluminum bearings
	8	Rod Pair	63-62	2500RAA Std-2-10-20-30-40	A-Series aluminum bearings
	1	Cam Set	63-62	1421M Std Only	
	1	Pump Repair Kit	63-62	224-518TP	Thrust plate kit; Provides new wear surface for scored or worn housing cover; Contains necessary screws, gskts. and instructions

215 3.5L (3528cc) OHV V8 (16 Valve) (Oldsmobile), 3.5" Bore (GMC Eng.), MFI Turbo "Eng. Code ST" 75
1963-1962

VALVE TRAIN	QTY	TIMING	YEARS	PART NO.	DESCRIPTION
	1	3 Piece Set	63-62	KT3-359S	VINTAGE; (1) 222-359; (1) 223-323; (1) 223-334
	1	Timing Chain	63-62	222-359	54 Links
	1	Crank Sprocket	63-62	223-323	20 Teeth
	1	Camshaft	63-62	CS-364	VINTAGE; Hydraulic, (050) Duration at .050 Lobe Lift, 186 Exh., 186 Int., 109 Degrees Lobe Separation
	1	Prelube		55-403 Std Only	1.5 oz. packet
	1	Prelube		55-400 Std Only	4 oz. bottle; 1.5 oz. packet No. 55-403 also avail.
	16	Lifter	63-62	HT-896 Std Only	VINTAGE; Hyd.
	16	Lifter, Bulk	63-62	HT-896B Std Only	VINTAGE; Hyd.; Carton of 126
	8	Exhaust	63-62	V-1550 Std Only	VINTAGE; 1.3110" Head Dia., 0.3392" Stem Dia., 4.6063" O.A.L.
VALVE TRAIN	QTY	VALVE GUIDE	YEARS	PART NO.	DESCRIPTION
	8	Guide	63-62	VG-585 Std Only	VINTAGE; 0.3435" ID, 2.6090" O.A.L
	16	Spring	63-62	VS-521 Std Only	Incl. damper; 2.1090" Free Height
	16	Valve Stem Seal	63-62	ST-2001 Std Only	Not to be used on valves w/undercut stem; Positive type; Installation requires valve guide machining; (RBBTF) Rubber/PTFE
	16	Valve Stem Seal Bulk	63-62	ST-2001BC Std Only	Not to be used on valves w/undercut stem; Positive type; Installation requires valve guide machining; Carton of 100; (RBBTF) Rubber/PTFE
	8	Seat	63-62	245-1437-3 Std Only	Loc. Exh.; 1.4425" OD, 1.1880" ID, 0.2160" Depth
	8	Seat	63-62	245-1437-3N Std Only	Loc. Exh.; Premium Material; 1.4425" OD, 1.1880" ID, 0.2160" Depth
	8	Seat	63-62	245-1625-1 Std Only	Loc. Int.; 1.6300" OD, 1.3750" ID, 0.2160" Depth

(continued on next page)

GM Car (Incl. Buick, Cad., Chev., Olds., Pontiac)

75 215 3.5L (3528cc) OHV V8 (16 Valve) (Oldsmobile), 3.5" Bore (GMC Eng.), MFI Turbo "Eng. Code ST"
(cont.) 1963-1962

QTY	VALVE SEAT (cont.)	YEARS	PART NO.	DESCRIPTION
8	Seat	63-62	245-1625-1N Std Only	Loc. Int.; Premium Material; 1.6300" OD, 1.3750" ID, 0.2160" Depth
QTY	RINGS	YEARS	PART NO.	DESCRIPTION
1	Premium Set	63-62	E-236K Std-30	2-5/64, 1-3/16; Premium Moly
1	Standard Set	63-62	E-236X Std-30-40	2-5/64, 1-3/16; Iron
QTY	SLEEVE	YEARS	PART NO.	DESCRIPTION
8	Repair Sleeve	63-62	SL-15M Std Only	VINTAGE; 3/32" wall, Must be cut to correct length
QTY	ENGINE BEARINGS	YEARS	PART NO.	DESCRIPTION
1	Main Set	63-62	4096MA Std-10-20-30	A-Series aluminum bearings
1	Main Set	63-62	7427MA 40 40	A-Series aluminum bearings; w/.020" O/S length flange brg.
1	Rod Set	63-62	8-2500RAA Std-10-20-30-40	A-Series aluminum bearings
8	Rod Pair	63-62	2500RAA Std-2-10-20-30-40	A-Series aluminum bearings
1	Cam Set	63-62	1421M Std Only	
QTY	OIL PUMP	YEARS	PART NO.	DESCRIPTION
1	Pump Repair Kit	63-62	224-518TP	Thrust plate kit; Provides new wear surface for scored or worn housing cover; Contains necessary screws, gskts. and instructions

76 216.5 3.5L (3548cc) OHV L6 (12 Valve) (Chevrolet), 3.5" Bore (GMC Eng.), 1 Bbl. 1952-1937

QTY	TIMING	YEARS	PART NO.	DESCRIPTION
1	Crank Gear	52-46	221-2537	27 Teeth
1	Cam Gear	52-46	221-2500	VINTAGE; Silent type; 54 Teeth
1	Cam Gear	42-37	221-2500	VINTAGE; Silent type; 54 Teeth
QTY	CAMSHAFT/LIFTER	YEARS	PART NO.	DESCRIPTION
1	Camshaft	52-46	CS-338	VINTAGE; Mechanical, (050) Duration at .050 Lobe Lift
1	Camshaft	42-37	CS-338	VINTAGE; Mechanical, (050) Duration at .050 Lobe Lift
1	Prelube		55-403 Std Only	1.5 oz. packet
1	Prelube		55-400 Std Only	4 oz. bottle; 1.5 oz. packet No. 55-403 also avail.
12	Lifter	52-46	AT-887 Std Only	VINTAGE; Mech.
12	Lifter	42-37	AT-887 Std Only	VINTAGE; Mech.
QTY	PUSH ROD	YEARS	PART NO.	DESCRIPTION
12	Push Rod	52-46	RP-3019 Std Only	VINTAGE; 10.4650" O.A.L.
12	Push Rod	42-37	RP-3019 Std Only	VINTAGE; 10.4650" O.A.L.
QTY	VALVE	YEARS	PART NO.	DESCRIPTION
6	Exhaust	52-50	V-1888X Std Only	Chrome plated stem; Stellite face; 1.5000" Head Dia., 0.3412" Stem Dia., 4.9230" O.A.L.
6	Exhaust	52-46	V-1199 Std-3-5-15-30	VINTAGE; 1.5000" Head Dia., 0.3415" Stem Dia., 4.9280" O.A.L.
6	Exhaust	49-46	V-957 Std Only	VINTAGE; 1.4665" Head Dia., 0.3402" Stem Dia., 4.8760" O.A.L.
6	Exhaust	42-41	V-957 Std Only	VINTAGE; 1.4665" Head Dia., 0.3402" Stem Dia., 4.8760" O.A.L.
6	Exhaust, Bulk	52-46	V-1199B Std Only	VINTAGE; Carton of 25; 1.5000" Head Dia., 0.3415" Stem Dia., 4.9280" O.A.L.
6	Intake	52-46	V-958 Std Only	VINTAGE; 1.6410" Head Dia., 0.3412" Stem Dia., 6.2830" O.A.L.
6	Intake	42-41	V-958 Std Only	VINTAGE; 1.6410" Head Dia., 0.3412" Stem Dia., 6.2830" O.A.L.
QTY	VALVE GUIDE	YEARS	PART NO.	DESCRIPTION
6	Guide	52-46	VG-350 Std Only	VINTAGE; Loc. Exh.; 0.3435" ID, 2.4400" O.A.L
6	Guide	52-46	VG-473 Std Only	VINTAGE; Loc. Int.; 0.3435" ID, 3.3400" O.A.L
6	Guide	42-41	VG-350 Std Only	VINTAGE; Loc. Exh.; 0.3435" ID, 2.4400" O.A.L
6	Guide	42-37	VG-473 Std Only	VINTAGE; Loc. Int.; 0.3435" ID, 3.3400" O.A.L
QTY	VALVE SPRING	YEARS	PART NO.	DESCRIPTION
12	Spring	52-46	VS-424 Std Only	VINTAGE; 2.2500" Free Height
QTY	VALVE SEAL	YEARS	PART NO.	DESCRIPTION
12	Valve Stem Seal	52-46	MV-1233C Std Only	O-Ring; (RBB) Rubber
12	Valve Stem Seal	52-46	ST-2001 Std Only	Positive type; Installation requires valve guide machining; (RBBTF) Rubber/PTFE
12	Valve Stem Seal	42-37	MV-1233C Std Only	O-Ring; (RBB) Rubber
12	Valve Stem Seal	42-37	ST-2001 Std Only	Positive type; Installation requires valve guide machining; (RBBTF) Rubber/PTFE
12	Valve Stem Seal Bulk	52-46	MV-1233 Std Only	O-Ring; Carton of 100; (RBB) Rubber
12	Valve Stem Seal Bulk	52-46	ST-2001BC Std Only	Positive type; Installation requires valve guide machining; Carton of 100; (RBBTF) Rubber/PTFE
12	Valve Stem Seal Bulk	42-37	MV-1233 Std Only	O-Ring; Carton of 100; (RBB) Rubber

(continued on next page)

GM Car (Incl. Buick, Cad., Chev., Olds., Pontiac)

216.5 3.5L (3548cc) OHV L6 (12 Valve) (Chevrolet), 3.5" Bore (GMC Eng.), 1 Bbl. 1952-1937 76
(cont.)

QTY	VALVE SEAL (cont.)	YEARS	PART NO.	DESCRIPTION
12	Valve Stem Seal Bulk	42-37	ST-2001BC Std Only	Positive type; Installation requires valve guide machining; Carton of 100; (RBBTF) Rubber/PTFE
VALVE TRAIN	VALVE SEAT	YEARS	PART NO.	DESCRIPTION
	6	Seat	52-46 245-1562-1 Std Only	1.5675" OD, 1.3125" ID, 0.2160" Depth
	6	Seat	52-46 245-1687-2 Std Only	1.6925" OD, 1.4375" ID, 0.2160" Depth
	6	Seat	52-46 245-1562-1N Std Only	Premium Material; 1.5675" OD, 1.3125" ID, 0.2160" Depth
	6	Seat	52-46 245-1687-2N Std Only	Premium Material; 1.6925" OD, 1.4375" ID, 0.2160" Depth
	6	Seat	42-41 245-1562-1 Std Only	Loc. Exh.; 1.5675" OD, 1.3125" ID, 0.2160" Depth
	6	Seat	42-41 245-1562-1N Std Only	Loc. Exh.; Premium Material; 1.5675" OD, 1.3125" ID, 0.2160" Depth
	6	Seat	42-41 245-1687-2 Std Only	Loc. Int.; 1.6925" OD, 1.4375" ID, 0.2160" Depth
6	Seat	42-41 245-1687-2N Std Only	Loc. Int.; Premium Material; 1.6925" OD, 1.4375" ID, 0.2160" Depth	
VALVE TRAIN	VALVE, MISC	YEARS	PART NO.	DESCRIPTION
	24	Keeper	52-46 VK-115A Std Only	1 groove; Square cut key groove; Carton pack 24
	24	Keeper	52-46 VK-115 Std Only	1 groove; Square cut key groove; Carton pack 32
	24	Keeper	52-46 VK-115R Std Only	1 groove; Square cut key groove; Hardened
	24	Keeper	42-37 VK-115A Std Only	1 groove; Square cut key groove; Carton pack 24
	24	Keeper	42-37 VK-115 Std Only	1 groove; Square cut key groove; Carton pack 32
	24	Keeper	42-37 VK-115R Std Only	1 groove; Square cut key groove; Hardened
	24	Keeper, Bulk	52-46 VK-115B Std Only	1 groove; Square cut key groove; Carton of 1000
	24	Keeper, Bulk	42-37 VK-115B Std Only	1 groove; Square cut key groove; Carton of 1000
	12	Spring Insert	52-46 259-200A Std Only	.060"; Carton of 100
	12	Spring Insert	52-46 259-200B Std Only	VINTAGE; .030"; Carton of 100
	12	Spring Insert	42-37 259-200A Std Only	.060"; Carton of 100
	12	Spring Insert	42-37 259-200B Std Only	VINTAGE; .030"; Carton of 100
BLOCK	PISTON	YEARS	PART NO.	DESCRIPTION
	6	Cast Piston - Individual	52-46 W1012P 60 60	VINTAGE; Cast; .865" Pin Dia.; 2 Rings 1/8 Groove, 1 Ring 3/16 Groove, 2.047 CD, Flat Head - 6.5:1 C.R.; Not factory duplicate; Repl. in sets only
	1	Cast Piston - Individual	42-41 W1012P 60 60	VINTAGE; Cast; .865" Pin Dia.; 2 Rings 1/8 Groove, 1 Ring 3/16 Groove, 2.047 CD, Flat Head - 6.5:1 C.R.; Not factory duplicate; Repl. in sets only
	12	Pin Bushing	52-46 9559X	VINTAGE; 2 req'd. per rod
	12	Pin Bushing	42-40 9559X	VINTAGE; 2 req'd. per rod
	RINGS	YEARS	PART NO.	DESCRIPTION
	1	Standard Set	52-46 E-103X Std-30	VINTAGE; 2-1/8, 1-3/16; Iron
	1	Standard Set	42-37 E-103X Std-30	VINTAGE; 2-1/8, 1-3/16; Iron
	SLEEVE	YEARS	PART NO.	DESCRIPTION
	6	Repair Sleeve	52-46 SL-15M Std Only	VINTAGE; 3/32" wall, Must be cut to correct length
	6	Repair Sleeve	42-37 SL-15M Std Only	VINTAGE; 3/32" wall, Must be cut to correct length
	ENGINE BEARINGS	YEARS	PART NO.	DESCRIPTION
	1	Main Set	52-48 648M Std-10-20-30	VINTAGE; Use w/FSM-105S shim set
6	Rod Pair	52-46 1415SB 10 10-20	VINTAGE; Insert type rod brg. for 18R rod forgings that have been converted from babbitted to insert type; Use w/FSM-104S shim set	
6	Rod Pair	42-37 1415SB 10 10-20	VINTAGE; Insert type rod brg. for 18R rod forgings that have been converted from babbitted to insert type; Use w/FSM-104S shim set	
1	Shim Set	52-46 FSM-104S	VINTAGE; Use w/1415SB Rod Brg.	
1	Shim Set	52-48 FSM-105S	VINTAGE; Use w/648M Main Set	
1	Shim Set	42-37 FSM-104S	VINTAGE; Use w/1415SB Rod Brg.	
1	Cam Set	52-46 1094M Std Only	VINTAGE	
1	Cam Set	42-37 1094M Std Only	VINTAGE	
OIL PUMP	YEARS	PART NO.	DESCRIPTION	
1	Oil Pump	52-46 224-4140	VINTAGE	
1	Oil Pump	42-37 224-4140	VINTAGE	
225 3.7L (3688cc) OHV V6 (12 Valve) (Buick), 3.75" Bore (GMC Eng.), 1 Bbl. "Eng. Code HH" 1965 77				
TIMING	YEARS	PART NO.	DESCRIPTION	
1	3 Piece Set	65 KT3-359S	VINTAGE; (1) 222-359; (1) 223-323; (1) 223-334	
1	Timing Chain	65 222-359	54 Links	
1	Crank Sprocket	65 223-323	20 Teeth	
CAMSHAFT/LIFTER	YEARS	PART NO.	DESCRIPTION	
12	Lifter	65 HT-896 Std Only	VINTAGE; Hyd.	
12	Lifter, Bulk	65 HT-896B Std Only	VINTAGE; Hyd.; Carton of 126	
PUSH ROD	YEARS	PART NO.	DESCRIPTION	
12	Push Rod	65 RP-3173 Std Only	VINTAGE; 8.7230" O.A.L.	

(continued on next page)

GM Car (Incl. Buick, Cad., Chev., Olds., Pontiac)

77 225 3.7L (3688cc) OHV V6 (12 Valve) (Buick), 3.75" Bore (GMC Eng.), 1 Bbl. "Eng. Code HH" 1965
(cont.)

QTY	VALVE	YEARS	PART NO.	DESCRIPTION
6	Exhaust	65	V-1744 Std Only	VINTAGE; 1.3750" Head Dia., 0.3401" Stem Dia., 4.5430" O.A.L.
6	Intake	65	V-1745 Std Only	VINTAGE; 1.6250" Head Dia., 0.3410" Stem Dia., 4.5430" O.A.L.
QTY	VALVE GUIDE	YEARS	PART NO.	DESCRIPTION
6	Guide	65	VG-5034 Std Only	Loc. Int.; Cut to fit; 0.3430" ID, 2.5000" O.A.L
6	Guide	65	VG-5069H Std Only	VINTAGE; Loc. Exh.; Threaded; Hardened; 0.3430" ID, 2.5000" O.A.L
QTY	VALVE SPRING	YEARS	PART NO.	DESCRIPTION
12	Spring	65	VS-644 Std Only	VINTAGE; 2.0300" Free Height
QTY	VALVE SEAL	YEARS	PART NO.	DESCRIPTION
12	Valve Stem Seal	65	ST-2001 Std Only	Positive type; Installation requires valve guide machining; (RBBTF) Rubber/PTFE
12	Valve Stem Seal Bulk	65	ST-2001BC Std Only	Positive type; Installation requires valve guide machining; Carton of 100; (RBBTF) Rubber/PTFE
QTY	VALVE SEAT	YEARS	PART NO.	DESCRIPTION
6	Seat	65	245-1437-3 Std Only	Loc. Exh.; 1.4425" OD, 1.1880" ID, 0.2160" Depth
6	Seat	65	245-1437-3N Std Only	Loc. Exh.; Premium Material; 1.4425" OD, 1.1880" ID, 0.2160" Depth
6	Seat	65	245-1750-1N Std Only	Loc. Int.; Premium Material; 1.7555" OD, 1.5000" ID, 0.2480" Depth
6	Seat	65	245-1750-1 Std Only	VINTAGE; Loc. Int.; 1.7555" OD, 1.5000" ID, 0.2480" Depth
QTY	VALVE, MISC	YEARS	PART NO.	DESCRIPTION
12	Spring Insert	65	259-201B Std Only	.030"; Carton of 100
12	Spring Insert	65	259-201A Std Only	.060"; Carton of 100
12	Spring Insert	65	259-201ARS Std Only	.060"; Carton of 500
QTY	PISTON	YEARS	PART NO.	DESCRIPTION
6	Cast Piston	65	1110P Std-20-30-40-60	VINTAGE; Cast; .9397" Pin Dia.; 2 Rings 5/64 Groove, 1 Ring 3/16 Groove, 1.835 CD, Recessed Head .227 deep x 3.050 dia. - 8.4:1 C.R.
6	Cast Piston - Individual	65	W1110P Std-30-40-60	VINTAGE; Cast; .9397" Pin Dia.; 2 Rings 5/64 Groove, 1 Ring 3/16 Groove, 1.835 CD, Recessed Head .227 deep x 3.050 dia. - 8.4:1 C.R.
QTY	RINGS	YEARS	PART NO.	DESCRIPTION
1	Premium Set	65	E-222K Std-20-30-40-60	2-5/64, 1-3/16; Premium Moly
1	Standard Set	65	E-222X Std-20-30-40-60	2-5/64, 1-3/16; Iron
QTY	SLEEVE	YEARS	PART NO.	DESCRIPTION
6	Repair Sleeve	65	SL-19M Std Only	3/32" wall, must be cut to correct length
QTY	ENGINE BEARINGS	YEARS	PART NO.	DESCRIPTION
1	Main Set	65	7144MA Std-10-20-30-40	A-Series aluminum bearings
1	Main Set	65	7150MA 10 10-20	A-Series aluminum bearings ; .020" O/S length flange brg.
1	Rod Set	65	6-2500RAA Std-10-20-30-40	VINTAGE; A-Series aluminum bearings
6	Rod Pair	65	2500RAA Std-2-10-20-30-40	A-Series aluminum bearings
1	Cam Set	65	1205M Std Only	VINTAGE
QTY	OIL PUMP	YEARS	PART NO.	DESCRIPTION
1	Pump Repair Kit	65	224-518	Gear type
1	Pump Repair Kit	65	224-518V	High Volume; Installation may require timing cover removal
1	Pump Repair Kit	65	224-518TP	Thrust plate kit; Provides new wear surface for scored or worn housing cover; Contains necessary screws, gskts. and instructions

78 225 3.7L (3688cc) OHV V6 (12 Valve) (Buick), 3.75" Bore (GMC Eng.), 1 Bbl. "Eng. Code KH" 1964

QTY	TIMING	YEARS	PART NO.	DESCRIPTION
1	3 Piece Set	64	KT3-359S	VINTAGE; (1) 222-359; (1) 223-323; (1) 223-334
1	Timing Chain	64	222-359	54 Links
1	Crank Sprocket	64	223-323	20 Teeth
QTY	CAMSHAFT/LIFTER	YEARS	PART NO.	DESCRIPTION
12	Lifter	64	HT-896 Std Only	VINTAGE; Hyd.
12	Lifter, Bulk	64	HT-896B Std Only	VINTAGE; Hyd.; Carton of 126
QTY	VALVE GUIDE	YEARS	PART NO.	DESCRIPTION
6	Guide	64	VG-5034 Std Only	Loc. Exhaust; Cut to fit; 0.3430" ID, 2.5000" O.A.L
6	Guide	64	VG-5034 Std Only	Loc. Intake; Cut to fit; 0.3430" ID, 2.5000" O.A.L
QTY	VALVE SPRING	YEARS	PART NO.	DESCRIPTION
12	Spring	64	VS-521 Std Only	Incl. damper; 2.1090" Free Height
QTY	VALVE SEAL	YEARS	PART NO.	DESCRIPTION
12	Valve Stem Seal	64	ST-2001 Std Only	Positive type; Installation requires valve guide machining; (RBBTF) Rubber/PTFE

(continued on next page)

GM Car (Incl. Buick, Cad., Chev., Olds., Pontiac)

225 3.7L (3688cc) OHV V6 (12 Valve) (Buick), 3.75" Bore (GMC Eng.), 1 Bbl. "Eng. Code KH" 1964 78
(cont.)

QTY	VALVE SEAL (cont.)	YEARS	PART NO.	DESCRIPTION
12	Valve Stem Seal Bulk	64	ST-2001BC Std Only	Positive type; Installation requires valve guide machining; Carton of 100; (RBBTF) Rubber/PTFE
QTY	VALVE SEAT	YEARS	PART NO.	DESCRIPTION
6	Seat	64	245-1437-3 Std Only	Loc. Exh.; 1.4425" OD, 1.1880" ID, 0.2160" Depth
6	Seat	64	245-1437-3N Std Only	Loc. Exh.; Premium Material; 1.4425" OD, 1.1880" ID, 0.2160" Depth
6	Seat	64	245-1750-1N Std Only	Loc. Int.; Premium Material; 1.7555" OD, 1.5000" ID, 0.2480" Depth
6	Seat	64	245-1750-1 Std Only	VINTAGE; Loc. Int.; 1.7555" OD, 1.5000" ID, 0.2480" Depth
QTY	VALVE, MISC	YEARS	PART NO.	DESCRIPTION
12	Spring Insert	64	259-201B Std Only	.030"; Carton of 100
12	Spring Insert	64	259-201A Std Only	.060"; Carton of 100
12	Spring Insert	64	259-201ARS Std Only	.060"; Carton of 500
QTY	PISTON	YEARS	PART NO.	DESCRIPTION
6	Cast Piston	64	1110P Std-20-30-40-60	VINTAGE; Cast; .9397" Pin Dia.; 2 Rings 5/64 Groove, 1 Ring 3/16 Groove, 1.835 CD, Recessed Head .227 deep x 3.050 dia. - 8.4:1 C.R.
6	Cast Piston - Individual	64	W1110P Std-30-40-60	VINTAGE; Cast; .9397" Pin Dia.; 2 Rings 5/64 Groove, 1 Ring 3/16 Groove, 1.835 CD, Recessed Head .227 deep x 3.050 dia. - 8.4:1 C.R.
QTY	RINGS	YEARS	PART NO.	DESCRIPTION
1	Premium Set	64	E-222K Std-20-30-40-60	2-5/64, 1-3/16; Premium Moly
1	Standard Set	64	E-222X Std-20-30-40-60	2-5/64, 1-3/16; Iron
QTY	SLEEVE	YEARS	PART NO.	DESCRIPTION
6	Repair Sleeve	64	SL-19M Std Only	3/32" wall, must be cut to correct length
QTY	ENGINE BEARINGS	YEARS	PART NO.	DESCRIPTION
1	Main Set	64	7144MA Std-10-20-30-40	A-Series aluminum bearings
1	Main Set	64	7150MA 10 10-20	A-Series aluminum bearings; .020" O/S length flange brg.
1	Rod Set	64	6-2500RAA Std-10-20-30-40	VINTAGE; A-Series aluminum bearings
6	Rod Pair	64	2500RAA Std-2-10-20-30-40	A-Series aluminum bearings
1	Cam Set	64	1205M Std Only	VINTAGE
QTY	OIL PUMP	YEARS	PART NO.	DESCRIPTION
1	Pump Repair Kit	64	224-51382	Buick Skylark Base Oldsmobile Vista Cruiser Base
1	Pump Repair Kit	64	224-518	Gear type
1	Pump Repair Kit	64	224-518V	High Volume; Installation may require timing cover removal
1	Pump Repair Kit	64	224-518TP	Thrust plate kit; Provides new wear surface for scored or worn housing cover; Contains necessary screws, gskts. and instructions

225 3.7L (3688cc) OHV V6 (12 Valve) (Buick), 3.75" Bore (GMC Eng.), 1 Bbl. "Eng. Code KJ" 1964 79

QTY	TIMING	YEARS	PART NO.	DESCRIPTION
1	3 Piece Set	64	KT3-359S	VINTAGE; (1) 222-359; (1) 223-323; (1) 223-334
1	Timing Chain	64	222-359	54 Links
1	Crank Sprocket	64	223-323	20 Teeth
QTY	CAMSHAFT/LIFTER	YEARS	PART NO.	DESCRIPTION
12	Lifter	64	HT-896 Std Only	VINTAGE; Hyd.
12	Lifter, Bulk	64	HT-896B Std Only	VINTAGE; Hyd.; Carton of 126
QTY	VALVE GUIDE	YEARS	PART NO.	DESCRIPTION
6	Guide	64	VG-5034 Std Only	Loc. Exhaust; Cut to fit; 0.3430" ID, 2.5000" O.A.L
6	Guide	64	VG-5034 Std Only	Loc. Intake; Cut to fit; 0.3430" ID, 2.5000" O.A.L
QTY	VALVE SPRING	YEARS	PART NO.	DESCRIPTION
12	Spring	64	VS-521 Std Only	Incl. damper; 2.1090" Free Height
QTY	VALVE SEAL	YEARS	PART NO.	DESCRIPTION
12	Valve Stem Seal	64	ST-2001 Std Only	Positive type; Installation requires valve guide machining; (RBBTF) Rubber/PTFE
12	Valve Stem Seal Bulk	64	ST-2001BC Std Only	Positive type; Installation requires valve guide machining; Carton of 100; (RBBTF) Rubber/PTFE
QTY	VALVE SEAT	YEARS	PART NO.	DESCRIPTION
6	Seat	64	245-1437-3 Std Only	Loc. Exh.; 1.4425" OD, 1.1880" ID, 0.2160" Depth
6	Seat	64	245-1437-3N Std Only	Loc. Exh.; Premium Material; 1.4425" OD, 1.1880" ID, 0.2160" Depth
6	Seat	64	245-1750-1N Std Only	Loc. Int.; Premium Material; 1.7555" OD, 1.5000" ID, 0.2480" Depth
6	Seat	64	245-1750-1 Std Only	VINTAGE; Loc. Int.; 1.7555" OD, 1.5000" ID, 0.2480" Depth
QTY	VALVE, MISC	YEARS	PART NO.	DESCRIPTION
12	Spring Insert	64	259-201B Std Only	.030"; Carton of 100
12	Spring Insert	64	259-201A Std Only	.060"; Carton of 100

(continued on next page)

GM Car (Incl. Buick, Cad., Chev., Olds., Pontiac)

79 225 3.7L (3688cc) OHV V6 (12 Valve) (Buick), 3.75" Bore (GMC Eng.), 1 Bbl. "Eng. Code KJ" 1964
(cont.)

QTY	VALVE, MISC (cont.)	YEARS	PART NO.	DESCRIPTION
12	Spring Insert	64	259-201ARS Std Only	.060"; Carton of 500
6	PISTON Cast Piston	64	1110P Std-20-30-40-60	VINTAGE; Cast; .9397" Pin Dia.; 2 Rings 5/64 Groove, 1 Ring 3/16 Groove, 1.835 CD, Recessed Head .227 deep x 3.050 dia. - 8.4:1 C.R.
6	Cast Piston - Individual	64	W1110P Std-30-40-60	VINTAGE; Cast; .9397" Pin Dia.; 2 Rings 5/64 Groove, 1 Ring 3/16 Groove, 1.835 CD, Recessed Head .227 deep x 3.050 dia. - 8.4:1 C.R.
1	RINGS Premium Set	64	E-222K Std-20-30-40-60	2-5/64, 1-3/16; Premium Moly
1	Standard Set	64	E-222X Std-20-30-40-60	2-5/64, 1-3/16; Iron
6	SLEEVE Repair Sleeve	64	SL-19M Std Only	3/32" wall, must be cut to correct length
1	ENGINE BEARINGS Main Set	64	7144MA Std-10-20-30-40	A-Series aluminum bearings
1	Main Set	64	7150MA 10 10-20	A-Series aluminum bearings; .020" O/S length flange brg.
1	Rod Set	64	6-2500RAA Std-10-20-30-40	VINTAGE; A-Series aluminum bearings
6	Rod Pair	64	2500RAA Std-2-10-20-30-40	A-Series aluminum bearings
1	Cam Set	64	1205M Std Only	VINTAGE
1	OIL PUMP Pump Repair Kit	64	224-518	Gear type
1	Pump Repair Kit	64	224-518V	High Volume; Installation may require timing cover removal
1	Pump Repair Kit	64	224-518TP	Thrust plate kit; Provides new wear surface for scored or worn housing cover; Contains necessary screws, gskts. and instructions

80 225 3.7L (3688cc) OHV V6 (12 Valve) (Buick), 3.75" Bore (GMC Eng.), 1 Bbl. "Eng. Code LH" 1965

QTY	TIMING	YEARS	PART NO.	DESCRIPTION
1	3 Piece Set	65	KT3-359S	VINTAGE; (1) 222-359; (1) 223-323; (1) 223-334
1	Timing Chain	65	222-359	54 Links
1	Crank Sprocket	65	223-323	20 Teeth
12	CAMSHAFT/LIFTER Lifter	65	HT-896 Std Only	VINTAGE; Hyd.
12	Lifter, Bulk	65	HT-896B Std Only	VINTAGE; Hyd.; Carton of 126
12	PUSH ROD Push Rod	65	RP-3173 Std Only	VINTAGE; 8.7230" O.A.L.
6	VALVE Exhaust	65	V-1744 Std Only	VINTAGE; 1.3750" Head Dia., 0.3401" Stem Dia., 4.5430" O.A.L.
6	Intake	65	V-1745 Std Only	VINTAGE; 1.6250" Head Dia., 0.3410" Stem Dia., 4.5430" O.A.L.
6	VALVE GUIDE Guide	65	VG-5034 Std Only	Loc. Int.; Cut to fit; 0.3430" ID, 2.5000" O.A.L.
6	Guide	65	VG-5069H Std Only	VINTAGE; Loc. Exh.; Threaded; Hardened; 0.3430" ID, 2.5000" O.A.L.
12	VALVE SPRING Spring	65	VS-644 Std Only	VINTAGE; 2.0300" Free Height
12	VALVE SEAL Valve Stem Seal	65	ST-2001 Std Only	Positive type; Installation requires valve guide machining; (RBBTF) Rubber/PTFE
12	Valve Stem Seal Bulk	65	ST-2001BC Std Only	Positive type; Installation requires valve guide machining; Carton of 100; (RBBTF) Rubber/PTFE
6	VALVE SEAT Seat	65	245-1437-3 Std Only	Loc. Exh.; 1.4425" OD, 1.1880" ID, 0.2160" Depth
6	Seat	65	245-1437-3N Std Only	Loc. Exh.; Premium Material; 1.4425" OD, 1.1880" ID, 0.2160" Depth
6	Seat	65	245-1750-1N Std Only	Loc. Int.; Premium Material; 1.7555" OD, 1.5000" ID, 0.2480" Depth
6	Seat	65	245-1750-1 Std Only	VINTAGE; Loc. Int.; 1.7555" OD, 1.5000" ID, 0.2480" Depth
12	VALVE, MISC Spring Insert	65	259-201B Std Only	.030"; Carton of 100
12	Spring Insert	65	259-201A Std Only	.060"; Carton of 100
12	Spring Insert	65	259-201ARS Std Only	.060"; Carton of 500
6	PISTON Cast Piston	65	1110P Std-20-30-40-60	VINTAGE; Cast; .9397" Pin Dia.; 2 Rings 5/64 Groove, 1 Ring 3/16 Groove, 1.835 CD, Recessed Head .227 deep x 3.050 dia. - 8.4:1 C.R.

(continued on next page)

GM Car (Incl. Buick, Cad., Chev., Olds., Pontiac)

225 3.7L (3688cc) OHV V6 (12 Valve) (Buick), 3.75" Bore (GMC Eng.), 1 Bbl. "Eng. Code LH" 1965 80
(cont.)

QTY	PISTON (cont.)	YEARS	PART NO.	DESCRIPTION
6	Cast Piston - Individual	65	W1110P Std-30-40-60	VINTAGE; Cast; .9397" Pin Dia.; 2 Rings 5/64 Groove, 1 Ring 3/16 Groove, 1.835 CD, Recessed Head .227 deep x 3.050 dia. - 8.4:1 C.R.
QTY	RINGS	YEARS	PART NO.	DESCRIPTION
1	Premium Set	65	E-222K Std-20-30-40-60	2-5/64, 1-3/16; Premium Moly
1	Standard Set	65	E-222X Std-20-30-40-60	2-5/64, 1-3/16; Iron
QTY	SLEEVE	YEARS	PART NO.	DESCRIPTION
6	Repair Sleeve	65	SL-19M Std Only	3/32" wall, must be cut to correct length
QTY	ENGINE BEARINGS	YEARS	PART NO.	DESCRIPTION
1	Main Set	65	7144MA Std-10-20-30-40	A-Series aluminum bearings
1	Main Set	65	7150MA 10 10-20	A-Series aluminum bearings; .020" O/S length flange brg.
1	Rod Set	65	6-2500RAA Std-10-20-30-40	VINTAGE; A-Series aluminum bearings
6	Rod Pair	65	2500RAA Std-2-10-20-30-40	A-Series aluminum bearings
1	Cam Set	65	1205M Std Only	VINTAGE
QTY	OIL PUMP	YEARS	PART NO.	DESCRIPTION
1	Pump Repair Kit	65	224-51382	Buick Skylark Base Oldsmobile Vista Cruiser Base
1	Pump Repair Kit	65	224-518	Gear type
1	Pump Repair Kit	65	224-518V	High Volume; Installation may require timing cover removal
1	Pump Repair Kit	65	224-518TP	Thrust plate kit; Provides new wear surface for scored or worn housing cover; Contains necessary screws, gskts. and instructions

225 3.7L (3688cc) OHV V6 (12 Valve) (Buick), 3.75" Bore (GMC Eng.), 1 Bbl. "Eng. Code LJ" 1965 81

QTY	TIMING	YEARS	PART NO.	DESCRIPTION
1	3 Piece Set	65	KT3-359S	VINTAGE; (1) 222-359; (1) 223-323; (1) 223-334
1	Timing Chain	65	222-359	54 Links
1	Crank Sprocket	65	223-323	20 Teeth
QTY	CAMSHAFT/LIFTER	YEARS	PART NO.	DESCRIPTION
12	Lifter	65	HT-896 Std Only	VINTAGE; Hyd.
12	Lifter, Bulk	65	HT-896B Std Only	VINTAGE; Hyd.; Carton of 126
QTY	PUSH ROD	YEARS	PART NO.	DESCRIPTION
12	Push Rod	65	RP-3173 Std Only	VINTAGE; 8.7230" O.A.L.
QTY	VALVE	YEARS	PART NO.	DESCRIPTION
6	Exhaust	65	V-1744 Std Only	VINTAGE; 1.3750" Head Dia., 0.3401" Stem Dia., 4.5430" O.A.L.
6	Intake	65	V-1745 Std Only	VINTAGE; 1.6250" Head Dia., 0.3410" Stem Dia., 4.5430" O.A.L.
QTY	VALVE GUIDE	YEARS	PART NO.	DESCRIPTION
6	Guide	65	VG-5034 Std Only	Loc. Int.; Cut to fit; 0.3430" ID, 2.5000" O.A.L
6	Guide	65	VG-5069H Std Only	VINTAGE; Loc. Exh.; Threaded; Hardened; 0.3430" ID, 2.5000" O.A.L
QTY	VALVE SPRING	YEARS	PART NO.	DESCRIPTION
12	Spring	65	VS-644 Std Only	VINTAGE; 2.0300" Free Height
QTY	VALVE SEAL	YEARS	PART NO.	DESCRIPTION
12	Valve Stem Seal	65	ST-2001 Std Only	Positive type; Installation requires valve guide machining; (RBBTF) Rubber/PTFE
12	Valve Stem Seal Bulk	65	ST-2001BC Std Only	Positive type; Installation requires valve guide machining; Carton of 100; (RBBTF) Rubber/PTFE
QTY	VALVE SEAT	YEARS	PART NO.	DESCRIPTION
6	Seat	65	245-1437-3 Std Only	Loc. Exh.; 1.4425" OD, 1.1880" ID, 0.2160" Depth
6	Seat	65	245-1437-3N Std Only	Loc. Exh.; Premium Material; 1.4425" OD, 1.1880" ID, 0.2160" Depth
6	Seat	65	245-1750-1N Std Only	Loc. Int.; Premium Material; 1.7555" OD, 1.5000" ID, 0.2480" Depth
6	Seat	65	245-1750-1 Std Only	VINTAGE; Loc. Int.; 1.7555" OD, 1.5000" ID, 0.2480" Depth
QTY	VALVE, MISC	YEARS	PART NO.	DESCRIPTION
12	Spring Insert	65	259-201B Std Only	.030"; Carton of 100
12	Spring Insert	65	259-201A Std Only	.060"; Carton of 100
12	Spring Insert	65	259-201ARS Std Only	.060"; Carton of 500
QTY	PISTON	YEARS	PART NO.	DESCRIPTION
6	Cast Piston	65	1110P Std-20-30-40-60	VINTAGE; Cast; .9397" Pin Dia.; 2 Rings 5/64 Groove, 1 Ring 3/16 Groove, 1.835 CD, Recessed Head .227 deep x 3.050 dia. - 8.4:1 C.R.
6	Cast Piston - Individual	65	W1110P Std-30-40-60	VINTAGE; Cast; .9397" Pin Dia.; 2 Rings 5/64 Groove, 1 Ring 3/16 Groove, 1.835 CD, Recessed Head .227 deep x 3.050 dia. - 8.4:1 C.R.

(continued on next page)

GM Car (Incl. Buick, Cad., Chev., Olds., Pontiac)

81 225 3.7L (3688cc) OHV V6 (12 Valve) (Buick), 3.75" Bore (GMC Eng.), 1 Bbl. "Eng. Code LJ" 1965
(cont.)

	QTY	RINGS	YEARS	PART NO.	DESCRIPTION
BLOCK	1	Premium Set	65	E-222K Std-20-30-40-60	2-5/64, 1-3/16; Premium Moly
	1	Standard Set	65	E-222X Std-20-30-40-60	2-5/64, 1-3/16; Iron
	6	SLEEVE Repair Sleeve	65	SL-19M Std Only	3/32" wall, must be cut to correct length
	1	ENGINE BEARINGS Main Set	65	7144MA Std-10-20-30-40	A-Series aluminum bearings
	1	Main Set	65	7150MA 10 10-20	A-Series aluminum bearings ; .020" O/S length flange brg.
	1	Rod Set	65	6-2500RAA Std-10-20-30-40	VINTAGE; A-Series aluminum bearings
	6	Rod Pair	65	2500RAA Std-2-10-20-30-40	A-Series aluminum bearings
	1	Cam Set	65	1205M Std Only	VINTAGE
	1	OIL PUMP Pump Repair Kit	65	224-518	Gear type
	1	Pump Repair Kit	65	224-518V	High Volume; Installation may require timing cover removal
	1	Pump Repair Kit	65	224-518TP	Thrust plate kit; Provides new wear surface for scored or worn housing cover; Contains necessary screws, gskts. and instructions

82 225 3.7L (3688cc) OHV V6 (12 Valve) (Buick), 3.75" Bore (GMC Eng.), 2 Bbl. "Eng. Code MH" 1966

	QTY	TIMING	YEARS	PART NO.	DESCRIPTION
VALVE TRAIN	1	3 Piece Set	66	KT3-359S	VINTAGE; (1) 222-359; (1) 223-323; (1) 223-334
	1	Timing Chain	66	222-359	54 Links
	1	Crank Sprocket	66	223-323	20 Teeth
	12	CAMSHAFT/LIFTER Lifter	66	HT-896 Std Only	VINTAGE; Hyd.
	12	Lifter, Bulk	66	HT-896B Std Only	VINTAGE; Hyd.; Carton of 126
	12	PUSH ROD Push Rod	66	RP-3173 Std Only	VINTAGE; 8.7230" O.A.L.
	6	VALVE Exhaust	66	V-1744 Std Only	VINTAGE; 1.3750" Head Dia., 0.3401" Stem Dia., 4.5430" O.A.L.
	6	Intake	66	V-1745 Std Only	VINTAGE; 1.6250" Head Dia., 0.3410" Stem Dia., 4.5430" O.A.L.
	6	VALVE GUIDE Guide	66	VG-5069H Std Only	VINTAGE; Loc. Exh.; Threaded; Hardened; 0.3430" ID, 2.5000" O.A.L.
	12	VALVE SPRING Spring	66	VS-644 Std Only	VINTAGE; 2.0300" Free Height
	12	VALVE SEAL Valve Stem Seal	66	ST-2001 Std Only	Positive type; Installation requires valve guide machining; (RBBTF) Rubber/PTFE
	12	Valve Stem Seal Bulk	66	ST-2001BC Std Only	Positive type; Installation requires valve guide machining; Carton of 100; (RBBTF) Rubber/PTFE
	6	VALVE SEAT Seat	66	245-1437-3 Std Only	Loc. Exh.; 1.4425" OD, 1.1880" ID, 0.2160" Depth
	6	Seat	66	245-1437-3N Std Only	Loc. Exh.; Premium Material; 1.4425" OD, 1.1880" ID, 0.2160" Depth
	6	Seat	66	245-1750-1N Std Only	Loc. Int.; Premium Material; 1.7555" OD, 1.5000" ID, 0.2480" Depth
	6	Seat	66	245-1750-1 Std Only	VINTAGE; Loc. Int.; 1.7555" OD, 1.5000" ID, 0.2480" Depth
	12	VALVE, MISC Spring Insert	66	259-201B Std Only	.030"; Carton of 100
	12	Spring Insert	66	259-201A Std Only	.060"; Carton of 100
	12	Spring Insert	66	259-201ARS Std Only	.060"; Carton of 500
	6	PISTON Cast Piston	66	1110P Std-20-30-40-60	VINTAGE; Cast; .9397" Pin Dia.; 2 Rings 5/64 Groove, 1 Ring 3/16 Groove, 1.835 CD, Recessed Head .227 deep x 3.050 dia. - 8.4:1 C.R.
	6	Cast Piston - Individual	66	W1110P Std-30-40-60	VINTAGE; Cast; .9397" Pin Dia.; 2 Rings 5/64 Groove, 1 Ring 3/16 Groove, 1.835 CD, Recessed Head .227 deep x 3.050 dia. - 8.4:1 C.R.
	1	RINGS Premium Set	66	E-222K Std-20-30-40-60	2-5/64, 1-3/16; Premium Moly
	1	Standard Set	66	E-222X Std-20-30-40-60	2-5/64, 1-3/16; Iron
	6	SLEEVE Repair Sleeve	66	SL-19M Std Only	3/32" wall, must be cut to correct length

(continued on next page)

GM Car (Incl. Buick, Cad., Chev., Olds., Pontiac)

225 3.7L (3688cc) OHV V6 (12 Valve) (Buick), 3.75" Bore (GMC Eng.), 2 Bbl. "Eng. Code MH" 1966 82
(cont.)

BLOCK	QTY	ENGINE BEARINGS	YEARS	PART NO.	DESCRIPTION	BLOCK
	1	Main Set	66	7144MA Std-10-20-30-40	A-Series aluminum bearings	
	1	Main Set	66	7150MA 10 10-20	A-Series aluminum bearings; .020" O/S length flange brg.	
	1	Rod Set	66	6-2500RAA Std-10-20-30-40	VINTAGE; A-Series aluminum bearings	
	1	Rod Pair	66	2500RAA Std-2-10-20-30-40	A-Series aluminum bearings	
	1	Cam Set	66	1205M Std Only	VINTAGE	
QTY	OIL PUMP	YEARS	PART NO.	DESCRIPTION		
1	Pump Repair Kit	66	224-51382	Buick Skylark Base		
1	Pump Repair Kit	66	224-518	Gear type		
1	Pump Repair Kit	66	224-518V	High Volume; Installation may require timing cover removal		
1	Pump Repair Kit	66	224-518TP	Thrust plate kit; Provides new wear surface for scored or worn housing cover; Contains necessary screws, gskts. and instructions		

225 3.7L (3688cc) OHV V6 (12 Valve) (Buick), 3.75" Bore (GMC Eng.), 2 Bbl. "Eng. Code MK" 1966 83

VALVE TRAIN	QTY	TIMING	YEARS	PART NO.	DESCRIPTION	VALVE TRAIN
	1	3 Piece Set	66	KT3-359S	VINTAGE; (1) 222-359; (1) 223-323; (1) 223-334	
	1	Timing Chain	66	222-359	54 Links	
	1	Crank Sprocket	66	223-323	20 Teeth	
QTY	CAMSHAFT/LIFTER	YEARS	PART NO.	DESCRIPTION		
12	Lifter	66	HT-896 Std Only	VINTAGE; Hyd.		
12	Lifter, Bulk	66	HT-896B Std Only	VINTAGE; Hyd.; Carton of 126		
QTY	PUSH ROD	YEARS	PART NO.	DESCRIPTION		
12	Push Rod	66	RP-3173 Std Only	VINTAGE; 8.7230" O.A.L.		
QTY	VALVE	YEARS	PART NO.	DESCRIPTION		
6	Exhaust	66	V-1744 Std Only	VINTAGE; 1.3750" Head Dia., 0.3401" Stem Dia., 4.5430" O.A.L.		
6	Intake	66	V-1745 Std Only	VINTAGE; 1.6250" Head Dia., 0.3410" Stem Dia., 4.5430" O.A.L.		
QTY	VALVE GUIDE	YEARS	PART NO.	DESCRIPTION		
6	Guide	66	VG-5069H Std Only	VINTAGE; Loc. Exh.; Threaded; Hardened; 0.3430" ID, 2.5000" O.A.L.		
QTY	VALVE SPRING	YEARS	PART NO.	DESCRIPTION		
12	Spring	66	VS-644 Std Only	VINTAGE; 2.0300" Free Height		
QTY	VALVE SEAL	YEARS	PART NO.	DESCRIPTION		
12	Valve Stem Seal	66	ST-2001 Std Only	Positive type; Installation requires valve guide machining; (RBBTF) Rubber/PTFE		
12	Valve Stem Seal Bulk	66	ST-2001BC Std Only	Positive type; Installation requires valve guide machining; Carton of 100; (RBBTF) Rubber/PTFE		
QTY	VALVE SEAT	YEARS	PART NO.	DESCRIPTION		
6	Seat	66	245-1437-3 Std Only	Loc. Exh.; 1.4425" OD, 1.1880" ID, 0.2160" Depth		
6	Seat	66	245-1437-3N Std Only	Loc. Exh.; Premium Material; 1.4425" OD, 1.1880" ID, 0.2160" Depth		
6	Seat	66	245-1750-1N Std Only	Loc. Int.; Premium Material; 1.7555" OD, 1.5000" ID, 0.2480" Depth		
6	Seat	66	245-1750-1 Std Only	VINTAGE; Loc. Int.; 1.7555" OD, 1.5000" ID, 0.2480" Depth		
QTY	VALVE, MISC	YEARS	PART NO.	DESCRIPTION		
12	Spring Insert	66	259-201B Std Only	.030"; Carton of 100		
12	Spring Insert	66	259-201A Std Only	.060"; Carton of 100		
12	Spring Insert	66	259-201ARS Std Only	.060"; Carton of 500		
QTY	PISTON	YEARS	PART NO.	DESCRIPTION		
6	Cast Piston	66	1110P Std-20-30-40-60	VINTAGE; Cast; .9397" Pin Dia.; 2 Rings 5/64 Groove, 1 Ring 3/16 Groove, 1.835 CD, Recessed Head .227 deep x 3.050 dia. - 8.4:1 C.R.		
6	Cast Piston - Individual	66	W1110P Std-30-40-60	VINTAGE; Cast; .9397" Pin Dia.; 2 Rings 5/64 Groove, 1 Ring 3/16 Groove, 1.835 CD, Recessed Head .227 deep x 3.050 dia. - 8.4:1 C.R.		
QTY	RINGS	YEARS	PART NO.	DESCRIPTION		
1	Premium Set	66	E-222K Std-20-30-40-60	2-5/64, 1-3/16; Premium Moly		
1	Standard Set	66	E-222X Std-20-30-40-60	2-5/64, 1-3/16; Iron		
QTY	SLEEVE	YEARS	PART NO.	DESCRIPTION		
6	Repair Sleeve	66	SL-19M Std Only	3/32" wall, must be cut to correct length		
QTY	ENGINE BEARINGS	YEARS	PART NO.	DESCRIPTION		
1	Main Set	66	7144MA Std-10-20-30-40	A-Series aluminum bearings		
1	Main Set	66	7150MA 10 10-20	A-Series aluminum bearings; .020" O/S length flange brg.		
1	Rod Set	66	6-2500RAA Std-10-20-30-40	VINTAGE; A-Series aluminum bearings		
6	Rod Pair	66	2500RAA Std-2-10-20-30-40	A-Series aluminum bearings		
1	Cam Set	66	1205M Std Only	VINTAGE		

(continued on next page)

GM Car (Incl. Buick, Cad., Chev., Olds., Pontiac)

83 225 3.7L (3688cc) OHV V6 (12 Valve) (Buick), 3.75" Bore (GMC Eng.), 2 Bbl. "Eng. Code MK" 1966
(cont.)

QTY	OIL PUMP	YEARS	PART NO.	DESCRIPTION
1	Pump Repair Kit	66	224-518	Gear type
1	Pump Repair Kit	66	224-518V	High Volume; Installation may require timing cover removal
1	Pump Repair Kit	66	224-518TP	Thrust plate kit; Provides new wear surface for scored or worn housing cover; Contains necessary screws, gskts. and instructions

84 225 3.7L (3688cc) OHV V6 (12 Valve) (Buick), 3.75" Bore (GMC Eng.), 2 Bbl. "Eng. Code NH" 1967

QTY	TIMING	YEARS	PART NO.	DESCRIPTION
1	3 Piece Set	67	KT3-359S	VINTAGE; (1) 222-359; (1) 223-323; (1) 223-334
1	Timing Chain	67	222-359	54 Links
1	Crank Sprocket	67	223-323	20 Teeth
QTY	CAMSHAFT/LIFTER	YEARS	PART NO.	DESCRIPTION
12	Lifter	67	HT-896 Std Only	VINTAGE; Hyd.
12	Lifter, Bulk	67	HT-896B Std Only	VINTAGE; Hyd.; Carton of 126
QTY	PUSH ROD	YEARS	PART NO.	DESCRIPTION
12	Push Rod	67	RP-3173 Std Only	VINTAGE; 8.7230" O.A.L.
QTY	VALVE	YEARS	PART NO.	DESCRIPTION
6	Exhaust	67	V-1744 Std Only	VINTAGE; 1.3750" Head Dia., 0.3401" Stem Dia., 4.5430" O.A.L.
6	Intake	67	V-1745 Std Only	VINTAGE; 1.6250" Head Dia., 0.3410" Stem Dia., 4.5430" O.A.L.
QTY	VALVE GUIDE	YEARS	PART NO.	DESCRIPTION
6	Guide	67	VG-5069H Std Only	VINTAGE; Loc. Exh.; Threaded; Hardened; 0.3430" ID, 2.5000" O.A.L.
QTY	VALVE SEAL	YEARS	PART NO.	DESCRIPTION
12	Valve Stem Seal	67	ST-2001 Std Only	Positive type; Installation requires valve guide machining; (RBBTF) Rubber/PTFE
12	Valve Stem Seal Bulk	67	ST-2001BC Std Only	Positive type; Installation requires valve guide machining; Carton of 100; (RBBTF) Rubber/PTFE
QTY	VALVE SEAT	YEARS	PART NO.	DESCRIPTION
6	Seat	67	245-1437-3 Std Only	Loc. Exh.; 1.4425" OD, 1.1880" ID, 0.2160" Depth
6	Seat	67	245-1437-3N Std Only	Loc. Exh.; Premium Material; 1.4425" OD, 1.1880" ID, 0.2160" Depth
6	Seat	67	245-1750-1N Std Only	Loc. Int.; Premium Material; 1.7555" OD, 1.5000" ID, 0.2480" Depth
6	Seat	67	245-1750-1 Std Only	VINTAGE; Loc. Int.; 1.7555" OD, 1.5000" ID, 0.2480" Depth
QTY	VALVE, MISC	YEARS	PART NO.	DESCRIPTION
12	Spring Insert	67	259-201B Std Only	.030"; Carton of 100
12	Spring Insert	67	259-201A Std Only	.060"; Carton of 100
12	Spring Insert	67	259-201ARS Std Only	.060"; Carton of 500
QTY	PISTON	YEARS	PART NO.	DESCRIPTION
6	Cast Piston	67	1110P Std-20-30-40-60	VINTAGE; Cast; .9397" Pin Dia.; 2 Rings 5/64 Groove, 1 Ring 3/16 Groove, 1.835 CD, Recessed Head .227 deep x 3.050 dia. - 8.4:1 C.R.
6	Cast Piston - Individual	67	W1110P Std-30-40-60	VINTAGE; Cast; .9397" Pin Dia.; 2 Rings 5/64 Groove, 1 Ring 3/16 Groove, 1.835 CD, Recessed Head .227 deep x 3.050 dia. - 8.4:1 C.R.
QTY	RINGS	YEARS	PART NO.	DESCRIPTION
1	Premium Set	67	E-222K Std-20-30-40-60	2-5/64, 1-3/16; Premium Moly
1	Standard Set	67	E-222X Std-20-30-40-60	2-5/64, 1-3/16; Iron
QTY	SLEEVE	YEARS	PART NO.	DESCRIPTION
6	Repair Sleeve	67	SL-19M Std Only	3/32" wall, must be cut to correct length
QTY	ENGINE BEARINGS	YEARS	PART NO.	DESCRIPTION
1	Main Set	67	7144MA Std-10-20-30-40	A-Series aluminum bearings
1	Main Set	67	7150MA 10 10-20	A-Series aluminum bearings ; .020" O/S length flange brg.
1	Rod Set	67	6-2500RAA Std-10-20-30-40	VINTAGE; A-Series aluminum bearings
6	Rod Pair	67	2500RAA Std-2-10-20-30-40	A-Series aluminum bearings
1	Cam Set	67	1205M Std Only	VINTAGE
QTY	OIL PUMP	YEARS	PART NO.	DESCRIPTION
1	Pump Repair Kit	67	224-51382	Buick Skylark Base
1	Pump Repair Kit	67	224-518	Gear type
1	Pump Repair Kit	67	224-518V	High Volume; Installation may require timing cover removal
1	Pump Repair Kit	67	224-518TP	Thrust plate kit; Provides new wear surface for scored or worn housing cover; Contains necessary screws, gskts. and instructions

VALVE TRAIN

VALVE TRAIN

BLOCK

BLOCK

GM Car (Incl. Buick, Cad., Chev., Olds., Pontiac)

229 3.8L (3752cc) OHV V6 (12 Valve) (Chevrolet), 3.736" Bore (GMC Eng.), 2 Bbl. "VIN K" 1980 85

QTY	TIMING	YEARS	PART NO.	DESCRIPTION
1	3 Piece Set	80	KT3-499SA	Steel Crank Sprocket; w/.405" tooth width sprocket; (1) 222-499; (1) 223-390; (1) 223-505
1	Timing Set w/Gaskets	80	CTS-1000	w/.405" tooth width sprocket
1	Timing Chain	80	222-499	Use w/.405" tooth width sprocket; 46 Links
1	Crank Sprocket	80	223-391	Powdered metal; .405" tooth width sprocket; 18 Teeth
1	Crank Sprocket	80	223-505	Steel; .405" tooth width sprocket; 18 Teeth
1	Cam Sprocket	80	223-390	.405" tooth width sprocket; 36 Teeth
1	Cam Sprocket	80	223-390N	Nylon; .405" tooth width sprocket; 36 Teeth
QTY	CAMSHAFT/LIFTER	YEARS	PART NO.	DESCRIPTION
1	Camshaft	80	CS-712	Hydraulic, (050) Duration at .050 Lobe Lift, 194 Exh., 176 Int., 110 Degrees Lobe Separation
1	Prelube		55-403 Std Only	1.5 oz. packet
1	Prelube		55-400 Std Only	4 oz. bottle; 1.5 oz. packet No. 55-403 also avail.
12	Lifter	80	HT-817 Std Only	Hyd.
12	Lifter, Bulk	80	HT-817B Std Only	Hyd.; Carton of 128
QTY	CAM KIT	YEARS	PART NO.	DESCRIPTION
1	Cam/Lifter Kit	80	KC-712	Hyd.; (1) 55-403B; (1) CS-712; (12) HT-817
1	Cam/Lifter/Timing Kit	80	KCT-712	Hyd.; w/.405" tooth width sprocket; (1) 55-403B; (1) CS-712; (12) HT-817; (1) KT3-499S
QTY	PUSH ROD	YEARS	PART NO.	DESCRIPTION
12	Push Rod	80	RP-3093 Std Only	7.7940" O.A.L.
12	Push Rod	80	RP-3212R Std-100-150-200	Chrome-Moly; 7.7900" O.A.L.
12	Push Rod, Bulk	80	BRP-3093 Std Only	Carton of 100; 7.7940" O.A.L.
12	Push Rod, Bulk	80	BRP-3212R Std-100	Chrome-Moly; Carton of 100; 7.7900" O.A.L.
QTY	ROCKER PARTS	YEARS	PART NO.	DESCRIPTION
12	Arm Assy.	80	R-826 Std Only	Incl. arm, ball & nut
12	Arm Assy., Bulk	80	R-826B Std Only	Incl. arm, ball & nut; Carton of 64
12	Arm	80	R-826A Std Only	
12	Rocker Arm Ball	80	MR-1783 Std Only	
12	Nut	80	MR-1751 Std Only	Self-locking, 3/8" x 24 threads
12	Stud	80	MR-1752 Std Only	.003" O/S; 3/8" x 24 x 2.495"
12	Stud	80	MR-1949 Std Only	.372" x 24 x 2.495"
QTY	VALVE	YEARS	PART NO.	DESCRIPTION
6	Exhaust	80	V-1904 Std-3-15-30	Chrome plated stem; 1.5000" Head Dia., 0.3414" Stem Dia., 4.9280" O.A.L.
6	Exhaust, Bulk	80	V-1904B Std-15	Chrome plated stem; Carton of 25; 1.5000" Head Dia., 0.3414" Stem Dia., 4.9280" O.A.L.
6	Intake	80	V-2143 Std-3-5-15	Chrome plated stem; 1.8390" Head Dia., 0.3410" Stem Dia., 4.9120" O.A.L.
6	Intake, Bulk	80	V-2143B Std Only	Chrome plated stem; Carton of 25; 1.8400" Head Dia., 0.3413" Stem Dia., 4.9120" O.A.L.
QTY	VALVE GUIDE	YEARS	PART NO.	DESCRIPTION
6	Guide	80	VG-5005H Std Only	Loc. Exh.; Hardened; 0.3430" ID, 2.2500" O.A.L
6	Guide	80	VG-5005 Std Only	Loc. Exh.; Plain; 0.3430" ID, 2.2500" O.A.L
6	Guide	80	VG-5005T Std Only	Loc. Exh.; Threaded; 0.3425" ID, 2.2500" O.A.L
6	Guide	80	VG-5038 Std Only	Loc. Int.; 0.3430" ID, 2.1200" O.A.L
6	Guide, Bulk	80	VG-5005B Std Only	Loc. Exh.; Plain; Carton of 50; 0.3430" ID, 2.2500" O.A.L
6	Guide, Bulk	80	VG-5005TB Std Only	Loc. Exh.; Threaded; Carton of 50; 0.3425" ID, 2.2500" O.A.L
6	Guide, Bulk	80	VG-5038B Std Only	Loc. Int.; Carton of 50; 0.3430" ID, 2.1200" O.A.L
QTY	VALVE SPRING	YEARS	PART NO.	DESCRIPTION
12	Spring	80	VS-677 Std Only	Incl. damper; 2.0300" Free Height
12	Spring, Bulk	80	VS-677B Std Only	Incl. damper; Carton of 250; 2.0300" Free Height
QTY	VALVE SEAL	YEARS	PART NO.	DESCRIPTION
6	Valve Stem Seal	80	MV-1233C Std Only	Loc. Exhaust; O-Ring; (RBB) Rubber
6	Valve Stem Seal	80	MV-1233C Std Only	Loc. Intake; O-Ring; (RBB) Rubber
6	Valve Stem Seal Bulk	80	MV-1233 Std Only	Loc. Exhaust; O-Ring; Carton of 100; (RBB) Rubber
6	Valve Stem Seal Bulk	80	MV-1233 Std Only	Loc. Intake; O-Ring; Carton of 100; (RBB) Rubber
QTY	VALVE SEAT	YEARS	PART NO.	DESCRIPTION
6	Seat	80	245-1562-2 Std Only	Loc. Exh.; 1.5675" OD, 1.3125" ID, 0.2480" Depth
6	Seat	80	245-1562-2N Std Only	Loc. Exh.; Premium Material; 1.5675" OD, 1.3125" ID, 0.2480" Depth
6	Seat	80	245-1937-1 Std Only	Loc. Int.; 1.9425" OD, 1.6875" ID, 0.2480" Depth
QTY	VALVE, MISC	YEARS	PART NO.	DESCRIPTION
24	Keeper	80	VK-115A Std Only	1 groove; Square cut key groove; Carton pack 24
24	Keeper	80	VK-115 Std Only	1 groove; Square cut key groove; Carton pack 32
24	Keeper	80	VK-115R Std Only	1 groove; Square cut key groove; Hardened
24	Keeper, Bulk	80	VK-115B Std Only	1 groove; Square cut key groove; Carton of 1000
12	Spring Insert	80	259-203C Std Only	.015"; Carton of 100
12	Spring Insert	80	259-203B Std Only	.030"; Carton of 100

VALVE TRAIN

VALVE TRAIN

(continued on next page)

GM Car (Incl. Buick, Cad., Chev., Olds., Pontiac)

85 229 3.8L (3752cc) OHV V6 (12 Valve) (Chevrolet), 3.736" Bore (GMC Eng.), 2 Bbl. "VIN K" 1980
(cont.)

QTY	VALVE, MISC (cont.)	YEARS	PART NO.	DESCRIPTION
12	Spring Insert	80	259-203BRS Std Only	.030"; Carton of 500
12	Spring Insert	80	259-203A Std Only	.060"; Carton of 100
12	Spring Insert	80	259-203ARS Std Only	.060"; Carton of 500
6	Rotocap	80	RC-157S Std Only	Loc. Exh.
QTY	PISTON	YEARS	PART NO.	DESCRIPTION
6	Cast Piston	80	698P 30 30-40-60	Cast; .9275" Pin Dia.; 2 Rings 5/64 Groove, 1 Ring 3/16 Groove, 1.540 CD, Recessed Head .110 deep x 3.115 dia. - 8.5:1 C.R.
6	Cast Piston - Individual	80	W698P 30 30-40-60	Cast; .9275" Pin Dia.; 2 Rings 5/64 Groove, 1 Ring 3/16 Groove, 1.540 CD, Recessed Head .110 deep x 3.115 dia. - 8.5:1 C.R.
QTY	RINGS	YEARS	PART NO.	DESCRIPTION
1	Premium Set	80	E-414K Std-30-40	2-5/64, 1-3/16; Premium Moly
1	Standard Set	80	E-414X Std-40-60	2-5/64, 1-3/16; Iron
QTY	ENGINE BEARINGS	YEARS	PART NO.	DESCRIPTION
1	Main Set	80	5085M Std-1-10-20-30-40	A-Series aluminum bearings
1	Main Set	80	6687M 10 10-20-30	
1	Main Set	80	5085MA Std-1-10-20-30-40	
1	Rod Set	80	6-3750P Std-10-20-30-40	
6	Rod Pair	80	3750P Std-30-40	
1	Cam Set	80	1463M Std-1	
1	Cam Set	80	1791M Std Only	
QTY	OIL PUMP	YEARS	PART NO.	DESCRIPTION
1	Oil Pump	80	224-4146	5/8" inlet
1	Oil Pump	80	224-4146A	High Pressure; 5/8" inlet
1	Oil Pump	80	224-4143	High Volume, check pan for clearance; 5/8" inlet; Use shaft w/steel guide
1	Inter. Shaft	80	224-6146E	Has steel shaft guide; Eliminates nylon shaft guide
1	Inter. Shaft	80	224-6146	Use w/nylon shaft guide
1	Oil Pump Shaft Guide	80	224-43343	Nylon
1	Screen Assy.	80	224-1246	5/8" inlet tube
QTY	GASKETS	YEARS	PART NO.	DESCRIPTION
1	Kit Gasket Set	80	260-1101	Premium valve stem seals incl.
QTY	FREEZE PLUGS	YEARS	PART NO.	DESCRIPTION
1	Brass Block Plug Kit	80	381-8049	VINTAGE; 1.625" Diameter
1	Steel Block Plug Kit	80	381-9676	
1	Brass Deep Cup Freeze Plug	80	381-9001	
1	Steel Deep Cup Freeze Plug	80	381-3178	
1	Steel Deep Cup Freeze Plug	80	381-3095	
1	Steel Deep Cup Freeze Plug	80	381-3041	
1	Steel Shallow Cup Freeze Plug	80	381-2078	
1	Steel Shallow Cup Freeze Plug	80	381-2078	

	RE-RING KIT					
YEARS	DESCRIPTION				PREMIUM KIT NO.	ECONOMY KIT NO.
80	Premium valve stem seals incl.		Re-ring		205-692	205-192
80	Incl. A-Series aluminum bearings ; Premium valve stem seals incl.		Re-ring w/Mains		205-692M	205-192M
YEARS	OVERHAUL KIT DESCRIPTION				PREMIUM KIT NO.	ECONOMY KIT NO.
80	Premium valve stem seals incl.; Incl. 5/8" inlet oil pump; w/.405" tooth width sprocket		Master w/o Rods & Mains		505-692A	505-192A
80	Premium valve stem seals incl.; Incl. A-Series aluminum bearings ; Incl. 5/8" inlet oil pump; w/.405" tooth width sprocket		Master		MKP-692A	----
80	Premium valve stem seals incl.; Incl. A-Series aluminum bearings ; Incl. 5/8" inlet oil pump; w/.405" tooth width sprocket Avail. in .030, .040 & .060 OS pistons		Master		----	MKP-192A
80	Premium valve stem seals incl.; Incl. A-Series aluminum bearings ; Incl. 5/8" inlet oil pump; w/.405" tooth width sprocket		Master w/o Pistons		MK-692A	MK-192A

86 230 3.8L (3770cc) OHV L6 (12 Valve) (Chevrolet), 3.875" Bore (GMC Eng.), 1 Bbl. 1970-1963

QTY	TIMING	YEARS	PART NO.	DESCRIPTION
1	Gear Set	70-65	221-2525S	VINTAGE; (1) 221-2524; (1) 221-2537
1	Crank Gear	70-63	221-2537	27 Teeth

(continued on next page)

GM Car (Incl. Buick, Cad., Chev., Olds., Pontiac)

230 3.8L (3770cc) OHV L6 (12 Valve) (Chevrolet), 3.875" Bore (GMC Eng.), 1 Bbl. 1970-1963 **86**
(cont.)

QTY	CAMSHAFT/LIFTER	YEARS	PART NO.	DESCRIPTION
1	Camshaft	70-63	CS-633	Hydraulic, (050) Duration at .050 Lobe Lift, 172 Exh., 172 Int., 105 Degrees Lobe Separation
1	Prelube		55-403 Std Only	1.5 oz. packet
1	Prelube		55-400 Std Only	4 oz. bottle; 1.5 oz. packet No. 55-403 also avail.
12	Lifter	70-63	HT-817 Std Only	Hyd.
12	Lifter, Bulk	70-63	HT-817B Std Only	Hyd.; Carton of 128
QTY	CAM KIT	YEARS	PART NO.	DESCRIPTION
1	Cam/Lifter Kit	70-63	KC-633	Hyd.; (1) 55-403B; (1) CS-633; (12) HT-817
QTY	PUSH ROD	YEARS	PART NO.	DESCRIPTION
12	Push Rod	70-63	RP-3180 Std Only	9.6800" O.A.L.
12	Push Rod	70-63	RP-3214R Std Only	Chrome-Moly; 9.6800" O.A.L.
12	Push Rod, Bulk	70-63	BRP-3180 Std Only	Carton of 100; 9.6800" O.A.L.
QTY	ROCKER PARTS	YEARS	PART NO.	DESCRIPTION
12	Arm Assy.	70-63	R-832 Std Only	Incl. arm, ball & nut
12	Arm Assy., Bulk	70-63	R-832B Std Only	Incl. arm, ball & nut; Carton of 64
12	Arm	70-63	R-832A Std Only	
12	Rocker Arm Ball	70-63	MR-1780 Std Only	
12	Nut	70-63	MR-1751 Std Only	Self-locking, 3/8" x 24 threads
1	Stud	70-63	MR-1752 Std Only	.003" O/S; 3/8" x 24 x 2.495"
1	Stud	70-63	MR-1949 Std Only	.372" x 24 x 2.495"
QTY	VALVE	YEARS	PART NO.	DESCRIPTION
6	Exhaust	70-63	V-1904 Std-3-15-30	Chrome plated stem; 1.5000" Head Dia., 0.3414" Stem Dia., 4.9280" O.A.L.
6	Exhaust	70-63	V-1888X Std Only	Chrome plated stem; Stellite face; 1.5000" Head Dia., 0.3412" Stem Dia., 4.9230" O.A.L.
6	Exhaust	70-63	V-1199 Std-3-5-15-30	VINTAGE; 1.5000" Head Dia., 0.3415" Stem Dia., 4.9280" O.A.L.
6	Exhaust, Bulk	70-63	V-1904B Std-15	Chrome plated stem; Carton of 25; 1.5000" Head Dia., 0.3414" Stem Dia., 4.9280" O.A.L.
6	Exhaust, Bulk	70-63	V-1199B Std Only	VINTAGE; Carton of 25; 1.5000" Head Dia., 0.3415" Stem Dia., 4.9280" O.A.L.
6	Intake	70-63	V-1927 Std-15	Chrome plated stem; 1.7200" Head Dia., 0.3413" Stem Dia., 4.9170" O.A.L.
6	Intake	70-63	V-1200 Std-3-15-30	VINTAGE; 1.7200" Head Dia., 0.3413" Stem Dia., 4.9170" O.A.L.
6	Intake, Bulk	70-63	V-1927B Std Only	Chrome plated stem; Carton of 25; 1.7200" Head Dia., 0.3413" Stem Dia., 4.9170" O.A.L.
6	Intake, Bulk	70-63	V-1200B Std Only	VINTAGE; Carton of 25; 1.7200" Head Dia., 0.3413" Stem Dia., 4.9170" O.A.L.
QTY	VALVE GUIDE	YEARS	PART NO.	DESCRIPTION
6	Guide	70-63	VG-5038 Std Only	Loc. Int.; 0.3430" ID, 2.1200" O.A.L.
6	Guide, Bulk	70-63	VG-5038B Std Only	Loc. Int.; Carton of 50; 0.3430" ID, 2.1200" O.A.L.
QTY	VALVE SPRING	YEARS	PART NO.	DESCRIPTION
12	Spring	70-65	VS-653 Std Only	VINTAGE; 1.9000" Free Height
12	Spring	64-63	VS-521 Std Only	w/Rotocaps; Incl. damper; 2.1090" Free Height
QTY	VALVE SEAL	YEARS	PART NO.	DESCRIPTION
12	Valve Stem Seal	70-63	MV-1233C Std Only	O-Ring; (RBB) Rubber
12	Valve Stem Seal	70-63	ST-2001 Std Only	Positive type; Installation requires valve guide machining; (RBBTF) Rubber/PTFE
12	Valve Stem Seal Bulk	70-63	MV-1233 Std Only	O-Ring; Carton of 100; (RBB) Rubber
12	Valve Stem Seal Bulk	70-63	ST-2001BC Std Only	Positive type; Installation requires valve guide machining; Carton of 100; (RBBTF) Rubber/PTFE
QTY	VALVE SEAT	YEARS	PART NO.	DESCRIPTION
6	Seat	70-63	245-1562-2 Std Only	Loc. Exh.; 1.5675" OD, 1.3125" ID, 0.2480" Depth
6	Seat	70-63	245-1562-2N Std Only	Loc. Exh.; Premium Material; 1.5675" OD, 1.3125" ID, 0.2480" Depth
6	Seat	70-63	245-1812-4 Std Only	Loc. Int.; 1.8175" OD, 1.5625" ID, 0.2160" Depth
6	Seat	70-63	245-1812-4N Std Only	Loc. Int.; Premium Material; 1.8175" OD, 1.5625" ID, 0.2160" Depth
QTY	VALVE, MISC	YEARS	PART NO.	DESCRIPTION
12	Keeper	70-63	VK-115A Std Only	1 groove; Square cut key groove; Carton pack 24
12	Keeper	70-63	VK-115 Std Only	1 groove; Square cut key groove; Carton pack 32
12	Keeper	70-63	VK-115R Std Only	1 groove; Square cut key groove; Hardened
12	Keeper, Bulk	70-63	VK-115B Std Only	1 groove; Square cut key groove; Carton of 1000
12	Spring Insert	70-63	259-203C Std Only	.015"; Carton of 100
12	Spring Insert	70-63	259-203B Std Only	.030"; Carton of 100
12	Spring Insert	70-63	259-203BRS Std Only	.030"; Carton of 500
12	Spring Insert	70-63	259-203A Std Only	.060"; Carton of 100
12	Spring Insert	70-63	259-203ARS Std Only	.060"; Carton of 500

VALVE TRAIN

VALVE TRAIN

(continued on next page)

GM Car (Incl. Buick, Cad., Chev., Olds., Pontiac)

86 230 3.8L (3770cc) OHV L6 (12 Valve) (Chevrolet), 3.875" Bore (GMC Eng.), 1 Bbl. 1970-1963
(cont.)

QTY	VALVE, MISC (cont.)	YEARS	PART NO.	DESCRIPTION
6	Rotocap	68-63	RC-157S Std Only	Loc. Exh.
QTY	PISTON	YEARS	PART NO.	DESCRIPTION
6	Cast Piston	70-63	1107NP Std-30-40-60	VINTAGE; Cast; .9278" Pin Dia.; 2 Rings 5/64 Groove, 1 Ring 3/16 Groove, 1.780 CD, Flat Head w/4 valve reliefs
6	Pin	70-63	P-2208 Std-3-5-0015	0.6200" Inside Dia., 0.9272" Outside Dia.
QTY	RINGS	YEARS	PART NO.	DESCRIPTION
1	Premium Set	70-63	E-234K Std-20-30-40-60	2-5/64, 1-3/16; Premium Moly
1	Standard Set	70-63	E-234X Std-20-30-40-60	2-5/64, 1-3/16; Iron
6	Premium Single Cylinder Set	70-63	WE-234K Std Only	2-5/64, 1-3/16; Premium Moly
6	Standard Single Cylinder Set	70-63	WE-234X Std-20	2-5/64, 1-3/16; Iron
QTY	SLEEVE	YEARS	PART NO.	DESCRIPTION
6	Repair Sleeve	70-63	SL-20Y Std Only	1/8" wall, must be cut to correct length
QTY	ENGINE BEARINGS	YEARS	PART NO.	DESCRIPTION
1	Main Set	70-63	4124MA Std-1-10-20-30-40-60	A-Series aluminum bearings
1	Rod Set	70-63	6-2020CP Std-10-20-30-40	6-2020CA 60 avail. as unplated & resizeable
1	Rod Set	70-63	6-2020CA 60 60	Unplated & resizeable
6	Rod Pair	70-63	2020CP Std-1-2-10-20-30-40-50	
1	Cam Set	70-63	1203M Std Only	VINTAGE
QTY	OIL PUMP	YEARS	PART NO.	DESCRIPTION
1	Oil Pump	70-63	224-4147	
1	Oil Pump	70-63	224-4157	High Volume, check pan for clearance
QTY	GASKETS	YEARS	PART NO.	DESCRIPTION
1	Kit Gasket Set	70-63	260-1005	VINTAGE
QTY	FREEZE PLUGS	YEARS	PART NO.	DESCRIPTION
1	Brass Block Plug Kit	70-63	381-8006	
1	Brass Deep Cup Freeze Plug	70-63	381-9001	VINTAGE; 1.625" Diameter
1	Brass Shallow Cup Freeze Plug	70-63	381-7066	2.000" Diameter
1	Steel Deep Cup Freeze Plug	70-63	381-3054	19/32" Diameter
1	Steel Shallow Cup Freeze Plug	70-63	381-2078	2.109" Diameter

87 230 3.8L (3770cc) SOHC L6 (12 Valve) (Pontiac), 3.875" Bore (GMC Eng.), 4 Bbl. "Eng. Code ZD" 1967-1966

QTY	VALVE GUIDE	YEARS	PART NO.	DESCRIPTION
6	Guide	67-66	VG-5061 Std Only	Loc. Exh.; 0.3430" ID, 2.3800" O.A.L
6	Guide	67-66	VG-5005H Std Only	Loc. Int.; Hardened; 0.3430" ID, 2.2500" O.A.L
6	Guide	67-66	VG-5005 Std Only	Loc. Int.; Plain; 0.3430" ID, 2.2500" O.A.L
6	Guide	67-66	VG-5005T Std Only	Loc. Int.; Threaded; 0.3425" ID, 2.2500" O.A.L
6	Guide, Bulk	67-66	VG-5005B Std Only	Loc. Int.; Plain; Carton of 50; 0.3430" ID, 2.2500" O.A.L
6	Guide, Bulk	67-66	VG-5005TB Std Only	Loc. Int.; Threaded; Carton of 50; 0.3425" ID, 2.2500" O.A.L
QTY	VALVE SPRING	YEARS	PART NO.	DESCRIPTION
12	Spring	67-66	VS-651 Std Only	VINTAGE; Loc. Inner; 1.7600" Free Height
12	Spring	67-66	VS-665 Std Only	VINTAGE; Loc. Outer; 1.9400" Free Height
QTY	VALVE SEAL	YEARS	PART NO.	DESCRIPTION
12	Valve Stem Seal	67-66	MV-1233C Std Only	O-Ring; (RBB) Rubber
12	Valve Stem Seal	67-66	ST-2092 Std Only	Positive type, Metal Clad; (RBB) Rubber
12	Valve Stem Seal	67-66	ST-2003 Std Only	Positive type; Installation requires valve guide machining; (RBB) Rubber
12	Valve Stem Seal Bulk	67-66	MV-1233 Std Only	O-Ring; Carton of 100; (RBB) Rubber
12	Valve Stem Seal Bulk	67-66	ST-2003BC Std Only	Positive type; Installation requires valve guide machining; Carton of 100; (RBB) Rubber
QTY	VALVE SEAT	YEARS	PART NO.	DESCRIPTION
6	Seat	67-66	245-1750-2 Std Only	Loc. Exh.; 1.7550" OD, 1.5000" ID, 0.2160" Depth
6	Seat	67-66	245-1750-2N Std Only	Loc. Exh.; Premium Material; 1.7550" OD, 1.5000" ID, 0.2160" Depth
6	Seat	67-66	245-2125-1 Std Only	Loc. Int.; 2.1305" OD, 1.8125" ID, 0.2480" Depth
QTY	VALVE, MISC	YEARS	PART NO.	DESCRIPTION
24	Keeper	67-66	VK-115A Std Only	1 groove; Square cut key groove; Carton pack 24
24	Keeper	67-66	VK-115 Std Only	1 groove; Square cut key groove; Carton pack 32
24	Keeper	67-66	VK-115R Std Only	1 groove; Square cut key groove; Hardened
24	Keeper, Bulk	67-66	VK-115B Std Only	1 groove; Square cut key groove; Carton of 1000
12	Spring Insert	67-66	259-301A Std Only	VINTAGE; .060"; Carton of 100
QTY	RINGS	YEARS	PART NO.	DESCRIPTION
1	Premium Set	67-66	E-234K Std-20-30-40-60	2-5/64, 1-3/16; Premium Moly
1	Standard Set	67-66	E-234X Std-20-30-40-60	2-5/64, 1-3/16; Iron
6	Premium Single Cylinder Set	67-66	WE-234K Std Only	2-5/64, 1-3/16; Premium Moly
6	Standard Single Cylinder Set	67-66	WE-234X Std-20	2-5/64, 1-3/16; Iron

(continued on next page)

GM Car (Incl. Buick, Cad., Chev., Olds., Pontiac)

230 3.8L (3770cc) SOHC L6 (12 Valve) (Pontiac), 3.875" Bore (GMC Eng.), 4 Bbl. "Eng. Code ZD" 1967-1966 87
(cont.)

	QTY	SLEEVE	YEARS	PART NO.	DESCRIPTION	
BLOCK	6	Repair Sleeve	67-66	SL-20Y Std Only	1/8" wall, must be cut to correct length	
	1	ENGINE BEARINGS		YEARS	PART NO.	DESCRIPTION
		Main Set		67-66	4124MA Std-1-10-20-30-40-60	A-Series aluminum bearings
		Rod Set		67-66	6-2020CP Std-10-20-30-40	6-2020CA 60 avail. as unplated & resizeable
		Rod Set		67-66	6-2020CA 60 60	Unplated & resizeable
	6	Rod Pair	67-66	2020CP Std-1-2-10-20-30-40-50		
	1	FREEZE PLUGS		YEARS	PART NO.	DESCRIPTION
		Brass Block Plug Kit		67-66	381-8006	
		Brass Deep Cup Freeze Plug		67-66	381-9001	VINTAGE; 1.625" Diameter
		Brass Shallow Cup Freeze Plug		67-66	381-7066	2.000" Diameter
		Steel Deep Cup Freeze Plug		67-66	381-3054	19/32" Diameter
	1	Steel Shallow Cup Freeze Plug	67-66	381-2078	2.109" Diameter	

230 3.8L (3770cc) SOHC L6 (12 Valve) (Pontiac), 3.875" Bore (GMC Eng.), 4 Bbl. "Eng. Code ZE" 1967-1966 88

	QTY	VALVE GUIDE	YEARS	PART NO.	DESCRIPTION	
VALVE TRAIN	6	Guide	67-66	VG-5061 Std Only	Loc. Exh.; 0.3430" ID, 2.3800" O.A.L	
	6	Guide	67-66	VG-5005H Std Only	Loc. Int.; Hardened; 0.3430" ID, 2.2500" O.A.L	
	6	Guide	67-66	VG-5005 Std Only	Loc. Int.; Plain; 0.3430" ID, 2.2500" O.A.L	
	6	Guide	67-66	VG-5005T Std Only	Loc. Int.; Threaded; 0.3425" ID, 2.2500" O.A.L	
	6	Guide, Bulk	67-66	VG-5005B Std Only	Loc. Int.; Plain; Carton of 50; 0.3430" ID, 2.2500" O.A.L	
	6	Guide, Bulk	67-66	VG-5005TB Std Only	Loc. Int.; Threaded; Carton of 50; 0.3425" ID, 2.2500" O.A.L	
	12	VALVE SPRING		YEARS	PART NO.	DESCRIPTION
		Spring		67-66	VS-651 Std Only	VINTAGE; Loc. Inner; 1.7600" Free Height
	12	Spring	67-66	VS-665 Std Only	VINTAGE; Loc. Outer; 1.9400" Free Height	
	12	VALVE SEAL		YEARS	PART NO.	DESCRIPTION
		Valve Stem Seal		67-66	MV-1233C Std Only	O-Ring; (RBB) Rubber
		Valve Stem Seal		67-66	ST-2092 Std Only	Positive type, Metal Clad; (RBB) Rubber
		Valve Stem Seal		67-66	ST-2003 Std Only	Positive type; Installation requires valve guide machining; (RBB) Rubber
		Valve Stem Seal Bulk		67-66	MV-1233 Std Only	O-Ring; Carton of 100; (RBB) Rubber
		Valve Stem Seal Bulk		67-66	ST-2003BC Std Only	Positive type; Installation requires valve guide machining; Carton of 100; (RBB) Rubber
	6	VALVE SEAT		YEARS	PART NO.	DESCRIPTION
		Seat		67-66	245-1750-2 Std Only	Loc. Exh.; 1.7550" OD, 1.5000" ID, 0.2160" Depth
		Seat		67-66	245-1750-2N Std Only	Loc. Exh.; Premium Material; 1.7550" OD, 1.5000" ID, 0.2160" Depth
6	Seat	67-66	245-2125-1 Std Only	Loc. Int.; 2.1305" OD, 1.8125" ID, 0.2480" Depth		
24	VALVE, MISC		YEARS	PART NO.	DESCRIPTION	
	Keeper		67-66	VK-115A Std Only	1 groove; Square cut key groove; Carton pack 24	
	Keeper		67-66	VK-115 Std Only	1 groove; Square cut key groove; Carton pack 32	
	Keeper		67-66	VK-115R Std Only	1 groove; Square cut key groove; Hardened	
	Keeper, Bulk		67-66	VK-115B Std Only	1 groove; Square cut key groove; Carton of 1000	
12	Spring Insert	67-66	259-301A Std Only	VINTAGE; .060"; Carton of 100		

	QTY	RINGS	YEARS	PART NO.	DESCRIPTION	
BLOCK	1	Premium Set	67-66	E-234K Std-20-30-40-60	2-5/64, 1-3/16; Premium Moly	
	1	Standard Set	67-66	E-234X Std-20-30-40-60	2-5/64, 1-3/16; Iron	
	6	Premium Single Cylinder Set	67-66	WE-234K Std Only	2-5/64, 1-3/16; Premium Moly	
	6	Standard Single Cylinder Set	67-66	WE-234X Std-20	2-5/64, 1-3/16; Iron	
	6	SLEEVE		YEARS	PART NO.	DESCRIPTION
		Repair Sleeve		67-66	SL-20Y Std Only	1/8" wall, must be cut to correct length
	1	ENGINE BEARINGS		YEARS	PART NO.	DESCRIPTION
		Main Set		67-66	4124MA Std-1-10-20-30-40-60	A-Series aluminum bearings
		Rod Set		67-66	6-2020CP Std-10-20-30-40	6-2020CA 60 avail. as unplated & resizeable
		Rod Set		67-66	6-2020CA 60 60	Unplated & resizeable
	6	Rod Pair	67-66	2020CP Std-1-2-10-20-30-40-50		
	1	FREEZE PLUGS		YEARS	PART NO.	DESCRIPTION
Brass Block Plug Kit		67-66	381-8006			
Brass Deep Cup Freeze Plug		67-66	381-9001	VINTAGE; 1.625" Diameter		
Brass Shallow Cup Freeze Plug		67-66	381-7066	2.000" Diameter		
Steel Deep Cup Freeze Plug		67-66	381-3054	19/32" Diameter		
1	Steel Shallow Cup Freeze Plug	67-66	381-2078	2.109" Diameter		

230 3.8L (3770cc) SOHC L6 (12 Valve) (Pontiac), 3.875" Bore (GMC Eng.), 1 Bbl. "Eng. Code ZF" 1967-1966 89

	QTY	VALVE GUIDE	YEARS	PART NO.	DESCRIPTION
	6	Guide	67-66	VG-5002 Std Only	Loc. Exhaust; 0.3420" ID, 3.0600" O.A.L

(continued on next page)

GM Car (Incl. Buick, Cad., Chev., Olds., Pontiac)

89 230 3.8L (3770cc) SOHC L6 (12 Valve) (Pontiac), 3.875" Bore (GMC Eng.), 1 Bbl. "Eng. Code ZF" 1967-1966
(cont.)

QTY	VALVE GUIDE (cont.)	YEARS	PART NO.	DESCRIPTION
6	Guide	67-66	VG-5002T Std Only	Loc. Exhaust; Threaded; 0.3430" ID, 3.0630" O.A.L
6	Guide	67-66	VG-5002 Std Only	Loc. Intake; 0.3420" ID, 3.0600" O.A.L
6	Guide	67-66	VG-5002T Std Only	Loc. Intake; Threaded; 0.3430" ID, 3.0630" O.A.L
6	Guide, Bulk	67-66	VG-5002B Std Only	Loc. Exhaust; Carton of 50; 0.3420" ID, 3.0600" O.A.L
6	Guide, Bulk	67-66	VG-5002TB Std Only	Loc. Exhaust; Threaded; Carton of 50; 0.3430" ID, 3.0630" O.A.L
6	Guide, Bulk	67-66	VG-5002B Std Only	Loc. Intake; Carton of 50; 0.3420" ID, 3.0600" O.A.L
6	Guide, Bulk	67-66	VG-5002TB Std Only	Loc. Intake; Threaded; Carton of 50; 0.3430" ID, 3.0630" O.A.L
QTY	VALVE SEAL	YEARS	PART NO.	DESCRIPTION
12	Valve Stem Seal	67-66	MV-1233C Std Only	O-Ring; (RBB) Rubber
12	Valve Stem Seal	67-66	ST-2092 Std Only	Positive type, Metal Clad; (RBB) Rubber
12	Valve Stem Seal	67-66	ST-2003 Std Only	Positive type; Installation requires valve guide machining; (RBB) Rubber
12	Valve Stem Seal Bulk	67-66	MV-1233 Std Only	O-Ring; Carton of 100; (RBB) Rubber
12	Valve Stem Seal Bulk	67-66	ST-2003BC Std Only	Positive type; Installation requires valve guide machining; Carton of 100; (RBB) Rubber
QTY	VALVE SEAT	YEARS	PART NO.	DESCRIPTION
6	Seat	67-66	245-1750-2 Std Only	Loc. Exh.; 1.7550" OD, 1.5000" ID, 0.2160" Depth
6	Seat	67-66	245-1750-2N Std Only	Loc. Exh.; Premium Material; 1.7550" OD, 1.5000" ID, 0.2160" Depth
6	Seat	67-66	245-2125-1 Std Only	Loc. Int.; 2.1305" OD, 1.8125" ID, 0.2480" Depth
QTY	VALVE, MISC	YEARS	PART NO.	DESCRIPTION
24	Keeper	67-66	VK-115A Std Only	1 groove; Square cut key groove; Carton pack 24
24	Keeper	67-66	VK-115 Std Only	1 groove; Square cut key groove; Carton pack 32
24	Keeper	67-66	VK-115R Std Only	1 groove; Square cut key groove; Hardened
24	Keeper, Bulk	67-66	VK-115B Std Only	1 groove; Square cut key groove; Carton of 1000
12	Spring Insert	67-66	259-301A Std Only	VINTAGE; .060"; Carton of 100
QTY	RINGS	YEARS	PART NO.	DESCRIPTION
1	Premium Set	67-66	E-234K Std-20-30-40-60	2-5/64, 1-3/16; Premium Moly
1	Standard Set	67-66	E-234X Std-20-30-40-60	2-5/64, 1-3/16; Iron
6	Premium Single Cylinder Set	67-66	WE-234K Std Only	2-5/64, 1-3/16; Premium Moly
6	Standard Single Cylinder Set	67-66	WE-234X Std-20	2-5/64, 1-3/16; Iron
QTY	SLEEVE	YEARS	PART NO.	DESCRIPTION
6	Repair Sleeve	67-66	SL-20Y Std Only	1/8" wall, must be cut to correct length
QTY	ENGINE BEARINGS	YEARS	PART NO.	DESCRIPTION
1	Main Set	67-66	4124MA Std-1-10-20-30-40-60	A-Series aluminum bearings
1	Rod Set	67-66	6-2020CP Std-10-20-30-40	6-2020CA 60 avail. as unplated & resizeable
1	Rod Set	67-66	6-2020CA 60 60	Unplated & resizeable
6	Rod Pair	67-66	2020CP Std-1-2-10-20-30-40-50	
QTY	FREEZE PLUGS	YEARS	PART NO.	DESCRIPTION
1	Brass Block Plug Kit	67-66	381-8006	
1	Brass Deep Cup Freeze Plug	67-66	381-9001	VINTAGE; 1.625" Diameter
1	Brass Shallow Cup Freeze Plug	67-66	381-7066	2.000" Diameter
1	Steel Deep Cup Freeze Plug	67-66	381-3054	19/32" Diameter
1	Steel Shallow Cup Freeze Plug	67-66	381-2078	2.109" Diameter

90 230 3.8L (3770cc) SOHC L6 (12 Valve) (Pontiac), 3.875" Bore (GMC Eng.), 1 Bbl. "Eng. Code ZG" 1967-1966

QTY	VALVE GUIDE	YEARS	PART NO.	DESCRIPTION
6	Guide	67-66	VG-5002 Std Only	Loc. Exhaust; 0.3420" ID, 3.0600" O.A.L
6	Guide	67-66	VG-5002T Std Only	Loc. Exhaust; Threaded; 0.3430" ID, 3.0630" O.A.L
6	Guide	67-66	VG-5002 Std Only	Loc. Intake; 0.3420" ID, 3.0600" O.A.L
6	Guide	67-66	VG-5002T Std Only	Loc. Intake; Threaded; 0.3430" ID, 3.0630" O.A.L
6	Guide, Bulk	67-66	VG-5002B Std Only	Loc. Exhaust; Carton of 50; 0.3420" ID, 3.0600" O.A.L
6	Guide, Bulk	67-66	VG-5002TB Std Only	Loc. Exhaust; Threaded; Carton of 50; 0.3430" ID, 3.0630" O.A.L
6	Guide, Bulk	67-66	VG-5002B Std Only	Loc. Intake; Carton of 50; 0.3420" ID, 3.0600" O.A.L
6	Guide, Bulk	67-66	VG-5002TB Std Only	Loc. Intake; Threaded; Carton of 50; 0.3430" ID, 3.0630" O.A.L
QTY	VALVE SEAL	YEARS	PART NO.	DESCRIPTION
12	Valve Stem Seal	67-66	MV-1233C Std Only	O-Ring; (RBB) Rubber
12	Valve Stem Seal	67-66	ST-2092 Std Only	Positive type, Metal Clad; (RBB) Rubber
12	Valve Stem Seal	67-66	ST-2003 Std Only	Positive type; Installation requires valve guide machining; (RBB) Rubber
12	Valve Stem Seal Bulk	67-66	MV-1233 Std Only	O-Ring; Carton of 100; (RBB) Rubber
12	Valve Stem Seal Bulk	67-66	ST-2003BC Std Only	Positive type; Installation requires valve guide machining; Carton of 100; (RBB) Rubber

(continued on next page)

GM Car (Incl. Buick, Cad., Chev., Olds., Pontiac)

230 3.8L (3770cc) SOHC L6 (12 Valve) (Pontiac), 3.875" Bore (GMC Eng.), 1 Bbl. "Eng. Code ZG" 1967-1966 90
(cont.)

QTY	VALVE SEAT	YEARS	PART NO.	DESCRIPTION
6	Seat	67-66	245-1750-2 Std Only	Loc. Exh.; 1.7550" OD, 1.5000" ID, 0.2160" Depth
6	Seat	67-66	245-1750-2N Std Only	Loc. Exh.; Premium Material; 1.7550" OD, 1.5000" ID, 0.2160" Depth
6	Seat	67-66	245-2125-1 Std Only	Loc. Int.; 2.1305" OD, 1.8125" ID, 0.2480" Depth
QTY	VALVE, MISC	YEARS	PART NO.	DESCRIPTION
24	Keeper	67-66	VK-115A Std Only	1 groove; Square cut key groove; Carton pack 24
24	Keeper	67-66	VK-115 Std Only	1 groove; Square cut key groove; Carton pack 32
24	Keeper	67-66	VK-115R Std Only	1 groove; Square cut key groove; Hardened
24	Keeper, Bulk	67-66	VK-115B Std Only	1 groove; Square cut key groove; Carton of 1000
12	Spring Insert	67-66	259-301A Std Only	VINTAGE; .060"; Carton of 100
QTY	RINGS	YEARS	PART NO.	DESCRIPTION
1	Premium Set	67-66	E-234K Std-20-30-40-60	2-5/64, 1-3/16; Premium Moly
1	Standard Set	67-66	E-234X Std-20-30-40-60	2-5/64, 1-3/16; Iron
6	Premium Single Cylinder Set	67-66	WE-234K Std Only	2-5/64, 1-3/16; Premium Moly
6	Standard Single Cylinder Set	67-66	WE-234X Std-20	2-5/64, 1-3/16; Iron
QTY	SLEEVE	YEARS	PART NO.	DESCRIPTION
6	Repair Sleeve	67-66	SL-20Y Std Only	1/8" wall, must be cut to correct length
QTY	ENGINE BEARINGS	YEARS	PART NO.	DESCRIPTION
1	Main Set	67-66	4124MA Std-1-10-20-30-40-60	A-Series aluminum bearings
1	Rod Set	67-66	6-2020CP Std-10-20-30-40	6-2020CA 60 avail. as unplated & resizeable
1	Rod Set	67-66	6-2020CA 60 60	Unplated & resizeable
6	Rod Pair	67-66	2020CP Std-1-2-10-20-30-40-50	
QTY	FREEZE PLUGS	YEARS	PART NO.	DESCRIPTION
1	Brass Block Plug Kit	67-66	381-8006	
1	Brass Deep Cup Freeze Plug	67-66	381-9001	VINTAGE; 1.625" Diameter
1	Brass Shallow Cup Freeze Plug	67-66	381-7066	2.000" Diameter
1	Steel Deep Cup Freeze Plug	67-66	381-3054	19/32" Diameter
1	Steel Shallow Cup Freeze Plug	67-66	381-2078	2.109" Diameter

230 3.8L (3770cc) SOHC L6 (12 Valve) (Pontiac), 3.875" Bore (GMC Eng.), 1 Bbl. "Eng. Code ZK" 1967-1966 91

QTY	VALVE GUIDE	YEARS	PART NO.	DESCRIPTION
6	Guide	67-66	VG-5002 Std Only	Loc. Exhaust; 0.3420" ID, 3.0600" O.A.L
6	Guide	67-66	VG-5002T Std Only	Loc. Exhaust; Threaded; 0.3430" ID, 3.0630" O.A.L
6	Guide	67-66	VG-5002 Std Only	Loc. Intake; 0.3420" ID, 3.0600" O.A.L
6	Guide	67-66	VG-5002T Std Only	Loc. Intake; Threaded; 0.3430" ID, 3.0630" O.A.L
6	Guide, Bulk	67-66	VG-5002B Std Only	Loc. Exhaust; Carton of 50; 0.3420" ID, 3.0600" O.A.L
6	Guide, Bulk	67-66	VG-5002TB Std Only	Loc. Exhaust; Threaded; Carton of 50; 0.3430" ID, 3.0630" O.A.L
6	Guide, Bulk	67-66	VG-5002B Std Only	Loc. Intake; Carton of 50; 0.3420" ID, 3.0600" O.A.L
6	Guide, Bulk	67-66	VG-5002TB Std Only	Loc. Intake; Threaded; Carton of 50; 0.3430" ID, 3.0630" O.A.L
QTY	VALVE SEAL	YEARS	PART NO.	DESCRIPTION
12	Valve Stem Seal	67-66	MV-1233C Std Only	O-Ring; (RBB) Rubber
12	Valve Stem Seal	67-66	ST-2092 Std Only	Positive type, Metal Clad; (RBB) Rubber
12	Valve Stem Seal	67-66	ST-2003 Std Only	Positive type; Installation requires valve guide machining; (RBB) Rubber
12	Valve Stem Seal Bulk	67-66	MV-1233 Std Only	O-Ring; Carton of 100; (RBB) Rubber
12	Valve Stem Seal Bulk	67-66	ST-2003BC Std Only	Positive type; Installation requires valve guide machining; Carton of 100; (RBB) Rubber
QTY	VALVE SEAT	YEARS	PART NO.	DESCRIPTION
6	Seat	67-66	245-1750-2 Std Only	Loc. Exh.; 1.7550" OD, 1.5000" ID, 0.2160" Depth
6	Seat	67-66	245-1750-2N Std Only	Loc. Exh.; Premium Material; 1.7550" OD, 1.5000" ID, 0.2160" Depth
6	Seat	67-66	245-2125-1 Std Only	Loc. Int.; 2.1305" OD, 1.8125" ID, 0.2480" Depth
QTY	VALVE, MISC	YEARS	PART NO.	DESCRIPTION
24	Keeper	67-66	VK-115A Std Only	1 groove; Square cut key groove; Carton pack 24
24	Keeper	67-66	VK-115 Std Only	1 groove; Square cut key groove; Carton pack 32
24	Keeper	67-66	VK-115R Std Only	1 groove; Square cut key groove; Hardened
24	Keeper, Bulk	67-66	VK-115B Std Only	1 groove; Square cut key groove; Carton of 1000
12	Spring Insert	67-66	259-301A Std Only	VINTAGE; .060"; Carton of 100
QTY	RINGS	YEARS	PART NO.	DESCRIPTION
1	Premium Set	67-66	E-234K Std-20-30-40-60	2-5/64, 1-3/16; Premium Moly
1	Standard Set	67-66	E-234X Std-20-30-40-60	2-5/64, 1-3/16; Iron
6	Premium Single Cylinder Set	67-66	WE-234K Std Only	2-5/64, 1-3/16; Premium Moly
6	Standard Single Cylinder Set	67-66	WE-234X Std-20	2-5/64, 1-3/16; Iron

(continued on next page)

GM Car (Incl. Buick, Cad., Chev., Olds., Pontiac)

91 230 3.8L (3770cc) SOHC L6 (12 Valve) (Pontiac), 3.875" Bore (GMC Eng.), 1 Bbl. "Eng. Code ZK" 1967-1966
(cont.)

BLOCK	QTY	SLEEVE	YEARS	PART NO.	DESCRIPTION	BLOCK
	6	Repair Sleeve	67-66	SL-20Y Std Only	1/8" wall, must be cut to correct length	
	1	ENGINE BEARINGS	YEARS	PART NO.	DESCRIPTION	
	1	Main Set	67-66	4124MA Std-1-10-20-30-40-60	A-Series aluminum bearings	
	1	Rod Set	67-66	6-2020CP Std-10-20-30-40	6-2020CA 60 avail. as unplated & resizeable	
	1	Rod Set	67-66	6-2020CA 60 60	Unplated & resizeable	
	6	Rod Pair	67-66	2020CP Std-1-2-10-20-30-40-50		
	1	FREEZE PLUGS	YEARS	PART NO.	DESCRIPTION	
	1	Brass Block Plug Kit	67-66	381-8006		
	1	Brass Deep Cup Freeze Plug	67-66	381-9001	VINTAGE; 1.625" Diameter	
	1	Brass Shallow Cup Freeze Plug	67-66	381-7066	2.000" Diameter	
	1	Steel Deep Cup Freeze Plug	67-66	381-3054	19/32" Diameter	
	1	Steel Shallow Cup Freeze Plug	67-66	381-2078	2.109" Diameter	

92 230 3.8L (3770cc) SOHC L6 (12 Valve) (Pontiac), 3.875" Bore (GMC Eng.), 4 Bbl. "Eng. Code ZL" 1967-1966

VALVE TRAIN	QTY	VALVE GUIDE	YEARS	PART NO.	DESCRIPTION	VALVE TRAIN
	6	Guide	67-66	VG-5061 Std Only	Loc. Exh.; 0.3430" ID, 2.3800" O.A.L	
	6	Guide	67-66	VG-5005H Std Only	Loc. Int.; Hardened; 0.3430" ID, 2.2500" O.A.L	
	6	Guide	67-66	VG-5005 Std Only	Loc. Int.; Plain; 0.3430" ID, 2.2500" O.A.L	
	6	Guide	67-66	VG-5005T Std Only	Loc. Int.; Threaded; 0.3425" ID, 2.2500" O.A.L	
	6	Guide, Bulk	67-66	VG-5005B Std Only	Loc. Int.; Plain; Carton of 50; 0.3430" ID, 2.2500" O.A.L	
	6	Guide, Bulk	67-66	VG-5005TB Std Only	Loc. Int.; Threaded; Carton of 50; 0.3425" ID, 2.2500" O.A.L	
	12	VALVE SPRING	YEARS	PART NO.	DESCRIPTION	
	12	Spring	67-66	VS-651 Std Only	VINTAGE; Loc. Inner; 1.7600" Free Height	
	12	Spring	67-66	VS-665 Std Only	VINTAGE; Loc. Outer; 1.9400" Free Height	
	12	VALVE SEAL	YEARS	PART NO.	DESCRIPTION	
	12	Valve Stem Seal	67-66	MV-1233C Std Only	O-Ring; (RBB) Rubber	
	12	Valve Stem Seal	67-66	ST-2092 Std Only	Positive type, Metal Clad; (RBB) Rubber	
	12	Valve Stem Seal	67-66	ST-2003 Std Only	Positive type; Installation requires valve guide machining; (RBB) Rubber	
	12	Valve Stem Seal Bulk	67-66	MV-1233 Std Only	O-Ring; Carton of 100; (RBB) Rubber	
	12	Valve Stem Seal Bulk	67-66	ST-2003BC Std Only	Positive type; Installation requires valve guide machining; Carton of 100; (RBB) Rubber	
	6	VALVE SEAT	YEARS	PART NO.	DESCRIPTION	
	6	Seat	67-66	245-1750-2 Std Only	Loc. Exh.; 1.7550" OD, 1.5000" ID, 0.2160" Depth	
	6	Seat	67-66	245-1750-2N Std Only	Loc. Exh.; Premium Material; 1.7550" OD, 1.5000" ID, 0.2160" Depth	
	6	Seat	67-66	245-2125-1 Std Only	Loc. Int.; 2.1305" OD, 1.8125" ID, 0.2480" Depth	
	24	VALVE, MISC	YEARS	PART NO.	DESCRIPTION	
	24	Keeper	67-66	VK-115A Std Only	1 groove; Square cut key groove; Carton pack 24	
	24	Keeper	67-66	VK-115 Std Only	1 groove; Square cut key groove; Carton pack 32	
	24	Keeper	67-66	VK-115R Std Only	1 groove; Square cut key groove; Hardened	
	24	Keeper, Bulk	67-66	VK-115B Std Only	1 groove; Square cut key groove; Carton of 1000	
	12	Spring Insert	67-66	259-301A Std Only	VINTAGE; .060"; Carton of 100	

BLOCK	QTY	RINGS	YEARS	PART NO.	DESCRIPTION	BLOCK
	1	Premium Set	67-66	E-234K Std-20-30-40-60	2-5/64, 1-3/16; Premium Moly	
	1	Standard Set	67-66	E-234X Std-20-30-40-60	2-5/64, 1-3/16; Iron	
	6	Premium Single Cylinder Set	67-66	WE-234K Std Only	2-5/64, 1-3/16; Premium Moly	
	6	Standard Single Cylinder Set	67-66	WE-234X Std-20	2-5/64, 1-3/16; Iron	
	6	SLEEVE	YEARS	PART NO.	DESCRIPTION	
	6	Repair Sleeve	67-66	SL-20Y Std Only	1/8" wall, must be cut to correct length	
	1	ENGINE BEARINGS	YEARS	PART NO.	DESCRIPTION	
	1	Main Set	67-66	4124MA Std-1-10-20-30-40-60	A-Series aluminum bearings	
	1	Rod Set	67-66	6-2020CP Std-10-20-30-40	6-2020CA 60 avail. as unplated & resizeable	
	1	Rod Set	67-66	6-2020CA 60 60	Unplated & resizeable	
	6	Rod Pair	67-66	2020CP Std-1-2-10-20-30-40-50		
	1	FREEZE PLUGS	YEARS	PART NO.	DESCRIPTION	
	1	Brass Block Plug Kit	67-66	381-8006		
	1	Brass Deep Cup Freeze Plug	67-66	381-9001	VINTAGE; 1.625" Diameter	
	1	Brass Shallow Cup Freeze Plug	67-66	381-7066	2.000" Diameter	
	1	Steel Deep Cup Freeze Plug	67-66	381-3054	19/32" Diameter	
	1	Steel Shallow Cup Freeze Plug	67-66	381-2078	2.109" Diameter	

93 230 3.8L (3770cc) SOHC L6 (12 Valve) (Pontiac), 3.875" Bore (GMC Eng.), 1 Bbl. "Eng. Code ZM" 1967-1966

BLOCK	QTY	VALVE GUIDE	YEARS	PART NO.	DESCRIPTION	BLOCK
	6	Guide	67-66	VG-5002 Std Only	Loc. Exhaust; 0.3420" ID, 3.0600" O.A.L	

(continued on next page)

GM Car (Incl. Buick, Cad., Chev., Olds., Pontiac)

230 3.8L (3770cc) SOHC L6 (12 Valve) (Pontiac), 3.875" Bore (GMC Eng.), 1 Bbl. "Eng. Code ZM" 1967-1966 93
(cont.)

VALVE TRAIN	QTY	VALVE GUIDE (cont.)	YEARS	PART NO.	DESCRIPTION
	6	Guide	67-66	VG-5002T Std Only	Loc. Exhaust; Threaded; 0.3430" ID, 3.0630" O.A.L
	6	Guide	67-66	VG-5002 Std Only	Loc. Intake; 0.3420" ID, 3.0600" O.A.L
	6	Guide	67-66	VG-5002T Std Only	Loc. Intake; Threaded; 0.3430" ID, 3.0630" O.A.L
	6	Guide, Bulk	67-66	VG-5002B Std Only	Loc. Exhaust; Carton of 50; 0.3420" ID, 3.0600" O.A.L
	6	Guide, Bulk	67-66	VG-5002TB Std Only	Loc. Exhaust; Threaded; Carton of 50; 0.3430" ID, 3.0630" O.A.L
	6	Guide, Bulk	67-66	VG-5002B Std Only	Loc. Intake; Carton of 50; 0.3420" ID, 3.0600" O.A.L
	6	Guide, Bulk	67-66	VG-5002TB Std Only	Loc. Intake; Threaded; Carton of 50; 0.3430" ID, 3.0630" O.A.L
	12	Valve Stem Seal	67-66	MV-1233C Std Only	O-Ring; (RBB) Rubber
	12	Valve Stem Seal	67-66	ST-2092 Std Only	Positive type, Metal Clad; (RBB) Rubber
	12	Valve Stem Seal	67-66	ST-2003 Std Only	Positive type; Installation requires valve guide machining; (RBB) Rubber
	12	Valve Stem Seal Bulk	67-66	MV-1233 Std Only	O-Ring; Carton of 100; (RBB) Rubber
	12	Valve Stem Seal Bulk	67-66	ST-2003BC Std Only	Positive type; Installation requires valve guide machining; Carton of 100; (RBB) Rubber
	6	Seat	67-66	245-1750-2 Std Only	Loc. Exh.; 1.7550" OD, 1.5000" ID, 0.2160" Depth
	6	Seat	67-66	245-1750-2N Std Only	Loc. Exh.; Premium Material; 1.7550" OD, 1.5000" ID, 0.2160" Depth
	6	Seat	67-66	245-2125-1 Std Only	Loc. Int.; 2.1305" OD, 1.8125" ID, 0.2480" Depth
	24	Keeper	67-66	VK-115A Std Only	1 groove; Square cut key groove; Carton pack 24
	24	Keeper	67-66	VK-115 Std Only	1 groove; Square cut key groove; Carton pack 32
	24	Keeper	67-66	VK-115R Std Only	1 groove; Square cut key groove; Hardened
	24	Keeper, Bulk	67-66	VK-115B Std Only	1 groove; Square cut key groove; Carton of 1000
	12	Spring Insert	67-66	259-301A Std Only	VINTAGE; .060"; Carton of 100
	1	Premium Set	67-66	E-234K Std-20-30-40-60	2-5/64, 1-3/16; Premium Moly
	1	Standard Set	67-66	E-234X Std-20-30-40-60	2-5/64, 1-3/16; Iron
	6	Premium Single Cylinder Set	67-66	WE-234K Std Only	2-5/64, 1-3/16; Premium Moly
	6	Standard Single Cylinder Set	67-66	WE-234X Std-20	2-5/64, 1-3/16; Iron
	6	Repair Sleeve	67-66	SL-20Y Std Only	1/8" wall, must be cut to correct length
	1	Main Set	67-66	4124MA Std-1-10-20-30-40-60	A-Series aluminum bearings
	1	Rod Set	67-66	6-2020CP Std-10-20-30-40	6-2020CA 60 avail. as unplated & resizeable
	1	Rod Set	67-66	6-2020CA 60 60	Unplated & resizeable
	6	Rod Pair	67-66	2020CP Std-1-2-10-20-30-40-50	
	1	Brass Block Plug Kit	67-66	381-8006	
	1	Brass Deep Cup Freeze Plug	67-66	381-9001	VINTAGE; 1.625" Diameter
	1	Brass Shallow Cup Freeze Plug	67-66	381-7066	2.000" Diameter
	1	Steel Deep Cup Freeze Plug	67-66	381-3054	19/32" Diameter
	1	Steel Shallow Cup Freeze Plug	67-66	381-2078	2.109" Diameter

230 3.8L (3770cc) SOHC L6 (12 Valve) (Pontiac), 3.875" Bore (GMC Eng.), 1 Bbl. "Eng. Code ZN" 1967-1966 94

VALVE TRAIN	QTY	VALVE GUIDE	YEARS	PART NO.	DESCRIPTION
	6	Guide	67-66	VG-5002 Std Only	Loc. Exhaust; 0.3420" ID, 3.0600" O.A.L
	6	Guide	67-66	VG-5002T Std Only	Loc. Exhaust; Threaded; 0.3430" ID, 3.0630" O.A.L
	6	Guide	67-66	VG-5002 Std Only	Loc. Intake; 0.3420" ID, 3.0600" O.A.L
	6	Guide	67-66	VG-5002T Std Only	Loc. Intake; Threaded; 0.3430" ID, 3.0630" O.A.L
	6	Guide, Bulk	67-66	VG-5002B Std Only	Loc. Exhaust; Carton of 50; 0.3420" ID, 3.0600" O.A.L
	6	Guide, Bulk	67-66	VG-5002TB Std Only	Loc. Exhaust; Threaded; Carton of 50; 0.3430" ID, 3.0630" O.A.L
	6	Guide, Bulk	67-66	VG-5002B Std Only	Loc. Intake; Carton of 50; 0.3420" ID, 3.0600" O.A.L
	6	Guide, Bulk	67-66	VG-5002TB Std Only	Loc. Intake; Threaded; Carton of 50; 0.3430" ID, 3.0630" O.A.L
	12	Valve Stem Seal	67-66	MV-1233C Std Only	O-Ring; (RBB) Rubber
	12	Valve Stem Seal	67-66	ST-2092 Std Only	Positive type, Metal Clad; (RBB) Rubber
	12	Valve Stem Seal	67-66	ST-2003 Std Only	Positive type; Installation requires valve guide machining; (RBB) Rubber
	12	Valve Stem Seal Bulk	67-66	MV-1233 Std Only	O-Ring; Carton of 100; (RBB) Rubber
	12	Valve Stem Seal Bulk	67-66	ST-2003BC Std Only	Positive type; Installation requires valve guide machining; Carton of 100; (RBB) Rubber

(continued on next page)

GM Car (Incl. Buick, Cad., Chev., Olds., Pontiac)

94 230 3.8L (3770cc) SOHC L6 (12 Valve) (Pontiac), 3.875" Bore (GMC Eng.), 1 Bbl. "Eng. Code ZN" 1967-1966
(cont.)

QTY	VALVE SEAT	YEARS	PART NO.	DESCRIPTION
6	Seat	67-66	245-1750-2 Std Only	Loc. Exh.; 1.7550" OD, 1.5000" ID, 0.2160" Depth
6	Seat	67-66	245-1750-2N Std Only	Loc. Exh.; Premium Material; 1.7550" OD, 1.5000" ID, 0.2160" Depth
6	Seat	67-66	245-2125-1 Std Only	Loc. Int.; 2.1305" OD, 1.8125" ID, 0.2480" Depth
QTY	VALVE, MISC	YEARS	PART NO.	DESCRIPTION
24	Keeper	67-66	VK-115A Std Only	1 groove; Square cut key groove; Carton pack 24
24	Keeper	67-66	VK-115 Std Only	1 groove; Square cut key groove; Carton pack 32
24	Keeper	67-66	VK-115R Std Only	1 groove; Square cut key groove; Hardened
24	Keeper, Bulk	67-66	VK-115B Std Only	1 groove; Square cut key groove; Carton of 1000
12	Spring Insert	67-66	259-301A Std Only	VINTAGE; .060"; Carton of 100
QTY	RINGS	YEARS	PART NO.	DESCRIPTION
1	Premium Set	67-66	E-234K Std-20-30-40-60	2-5/64, 1-3/16; Premium Moly
1	Standard Set	67-66	E-234X Std-20-30-40-60	2-5/64, 1-3/16; Iron
6	Premium Single Cylinder Set	67-66	WE-234K Std Only	2-5/64, 1-3/16; Premium Moly
6	Standard Single Cylinder Set	67-66	WE-234X Std-20	2-5/64, 1-3/16; Iron
QTY	SLEEVE	YEARS	PART NO.	DESCRIPTION
6	Repair Sleeve	67-66	SL-20Y Std Only	1/8" wall, must be cut to correct length
QTY	ENGINE BEARINGS	YEARS	PART NO.	DESCRIPTION
1	Main Set	67-66	4124MA Std-1-10-20-30-40-60	A-Series aluminum bearings
1	Rod Set	67-66	6-2020CP Std-10-20-30-40	6-2020CA 60 avail. as unplated & resizeable
1	Rod Set	67-66	6-2020CA 60 60	Unplated & resizeable
6	Rod Pair	67-66	2020CP Std-1-2-10-20-30-40-50	
QTY	FREEZE PLUGS	YEARS	PART NO.	DESCRIPTION
1	Brass Block Plug Kit	67-66	381-8006	
1	Brass Deep Cup Freeze Plug	67-66	381-9001	VINTAGE; 1.625" Diameter
1	Brass Shallow Cup Freeze Plug	67-66	381-7066	2.000" Diameter
1	Steel Deep Cup Freeze Plug	67-66	381-3054	19/32" Diameter
1	Steel Shallow Cup Freeze Plug	67-66	381-2078	2.109" Diameter

95 230 3.8L (3770cc) SOHC L6 (12 Valve) (Pontiac), 3.875" Bore (GMC Eng.), 4 Bbl. "Eng. Code ZR" 1967-1966

QTY	VALVE GUIDE	YEARS	PART NO.	DESCRIPTION
6	Guide	67-66	VG-5061 Std Only	Loc. Exh.; 0.3430" ID, 2.3800" O.A.L
6	Guide	67-66	VG-5005H Std Only	Loc. Int.; Hardened; 0.3430" ID, 2.2500" O.A.L
6	Guide	67-66	VG-5005 Std Only	Loc. Int.; Plain; 0.3430" ID, 2.2500" O.A.L
6	Guide	67-66	VG-5005T Std Only	Loc. Int.; Threaded; 0.3425" ID, 2.2500" O.A.L
6	Guide, Bulk	67-66	VG-5005B Std Only	Loc. Int.; Plain; Carton of 50; 0.3430" ID, 2.2500" O.A.L
6	Guide, Bulk	67-66	VG-5005TB Std Only	Loc. Int.; Threaded; Carton of 50; 0.3425" ID, 2.2500" O.A.L
QTY	VALVE SPRING	YEARS	PART NO.	DESCRIPTION
12	Spring	67-66	VS-651 Std Only	VINTAGE; Loc. Inner; 1.7600" Free Height
12	Spring	67-66	VS-665 Std Only	VINTAGE; Loc. Outer; 1.9400" Free Height
QTY	VALVE SEAL	YEARS	PART NO.	DESCRIPTION
12	Valve Stem Seal	67-66	MV-1233C Std Only	O-Ring; (RBB) Rubber
12	Valve Stem Seal	67-66	ST-2092 Std Only	Positive type, Metal Clad; (RBB) Rubber
12	Valve Stem Seal	67-66	ST-2003 Std Only	Positive type; Installation requires valve guide machining; (RBB) Rubber
12	Valve Stem Seal Bulk	67-66	MV-1233 Std Only	O-Ring; Carton of 100; (RBB) Rubber
12	Valve Stem Seal Bulk	67-66	ST-2003BC Std Only	Positive type; Installation requires valve guide machining; Carton of 100; (RBB) Rubber
QTY	VALVE SEAT	YEARS	PART NO.	DESCRIPTION
6	Seat	67-66	245-1750-2 Std Only	Loc. Exh.; 1.7550" OD, 1.5000" ID, 0.2160" Depth
6	Seat	67-66	245-1750-2N Std Only	Loc. Exh.; Premium Material; 1.7550" OD, 1.5000" ID, 0.2160" Depth
6	Seat	67-66	245-2125-1 Std Only	Loc. Int.; 2.1305" OD, 1.8125" ID, 0.2480" Depth
QTY	VALVE, MISC	YEARS	PART NO.	DESCRIPTION
24	Keeper	67-66	VK-115A Std Only	1 groove; Square cut key groove; Carton pack 24
24	Keeper	67-66	VK-115 Std Only	1 groove; Square cut key groove; Carton pack 32
24	Keeper	67-66	VK-115R Std Only	1 groove; Square cut key groove; Hardened
24	Keeper, Bulk	67-66	VK-115B Std Only	1 groove; Square cut key groove; Carton of 1000
12	Spring Insert	67-66	259-301A Std Only	VINTAGE; .060"; Carton of 100
QTY	RINGS	YEARS	PART NO.	DESCRIPTION
1	Premium Set	67-66	E-234K Std-20-30-40-60	2-5/64, 1-3/16; Premium Moly
1	Standard Set	67-66	E-234X Std-20-30-40-60	2-5/64, 1-3/16; Iron
6	Premium Single Cylinder Set	67-66	WE-234K Std Only	2-5/64, 1-3/16; Premium Moly
6	Standard Single Cylinder Set	67-66	WE-234X Std-20	2-5/64, 1-3/16; Iron
QTY	SLEEVE	YEARS	PART NO.	DESCRIPTION
6	Repair Sleeve	67-66	SL-20Y Std Only	1/8" wall, must be cut to correct length

(continued on next page)

GM Car (Incl. Buick, Cad., Chev., Olds., Pontiac)

230 3.8L (3770cc) SOHC L6 (12 Valve) (Pontiac), 3.875" Bore (GMC Eng.), 4 Bbl. "Eng. Code ZR" 1967-1966 95
(cont.)

BLOCK	QTY	ENGINE BEARINGS	YEARS	PART NO.	DESCRIPTION	BLOCK
	1	Main Set	67-66	4124MA Std-1-10-20-30-40-60	A-Series aluminum bearings	
	1	Rod Set	67-66	6-2020CP Std-10-20-30-40	6-2020CA 60 avail. as unplated & resizeable	
	1	Rod Set	67-66	6-2020CA 60 60	Unplated & resizeable	
	6	Rod Pair	67-66	2020CP Std-1-2-10-20-30-40-50		
BLOCK	QTY	FREEZE PLUGS	YEARS	PART NO.	DESCRIPTION	BLOCK
	1	Brass Block Plug Kit	67-66	381-8006		
	1	Brass Deep Cup Freeze Plug	67-66	381-9001	VINTAGE; 1.625" Diameter	
	1	Brass Shallow Cup Freeze Plug	67-66	381-7066	2.000" Diameter	
	1	Steel Deep Cup Freeze Plug	67-66	381-3054	19/32" Diameter	
	1	Steel Shallow Cup Freeze Plug	67-66	381-2078	2.109" Diameter	

230 3.8L (3770cc) SOHC L6 (12 Valve) (Pontiac), 3.875" Bore (GMC Eng.), 1 Bbl. "Eng. Code ZS" 1967-1966 96

VALVE TRAIN	QTY	VALVE GUIDE	YEARS	PART NO.	DESCRIPTION	VALVE TRAIN
	6	Guide	67-66	VG-5002 Std Only	Loc. Exhaust; 0.3420" ID, 3.0600" O.A.L	
	6	Guide	67-66	VG-5002T Std Only	Loc. Exhaust; Threaded; 0.3430" ID, 3.0630" O.A.L	
	6	Guide	67-66	VG-5002 Std Only	Loc. Intake; 0.3420" ID, 3.0600" O.A.L	
	6	Guide	67-66	VG-5002T Std Only	Loc. Intake; Threaded; 0.3430" ID, 3.0630" O.A.L	
	6	Guide, Bulk	67-66	VG-5002B Std Only	Loc. Exhaust; Carton of 50; 0.3420" ID, 3.0600" O.A.L	
	6	Guide, Bulk	67-66	VG-5002TB Std Only	Loc. Exhaust; Threaded; Carton of 50; 0.3430" ID, 3.0630" O.A.L	
	6	Guide, Bulk	67-66	VG-5002B Std Only	Loc. Intake; Carton of 50; 0.3420" ID, 3.0600" O.A.L	
	6	Guide, Bulk	67-66	VG-5002TB Std Only	Loc. Intake; Threaded; Carton of 50; 0.3430" ID, 3.0630" O.A.L	
VALVE TRAIN	QTY	VALVE SEAL	YEARS	PART NO.	DESCRIPTION	VALVE TRAIN
	12	Valve Stem Seal	67-66	MV-1233C Std Only	O-Ring; (RBB) Rubber	
	12	Valve Stem Seal	67-66	ST-2092 Std Only	Positive type, Metal Clad; (RBB) Rubber	
	12	Valve Stem Seal	67-66	ST-2003 Std Only	Positive type; Installation requires valve guide machining; (RBB) Rubber	
	12	Valve Stem Seal Bulk	67-66	MV-1233 Std Only	O-Ring; Carton of 100; (RBB) Rubber	
	12	Valve Stem Seal Bulk	67-66	ST-2003BC Std Only	Positive type; Installation requires valve guide machining; Carton of 100; (RBB) Rubber	
VALVE TRAIN	QTY	VALVE SEAT	YEARS	PART NO.	DESCRIPTION	VALVE TRAIN
	6	Seat	67-66	245-1750-2 Std Only	Loc. Exh.; 1.7550" OD, 1.5000" ID, 0.2160" Depth	
	6	Seat	67-66	245-1750-2N Std Only	Loc. Exh.; Premium Material; 1.7550" OD, 1.5000" ID, 0.2160" Depth	
	6	Seat	67-66	245-2125-1 Std Only	Loc. Int.; 2.1305" OD, 1.8125" ID, 0.2480" Depth	
VALVE TRAIN	QTY	VALVE, MISC	YEARS	PART NO.	DESCRIPTION	VALVE TRAIN
	24	Keeper	67-66	VK-115A Std Only	1 groove; Square cut key groove; Carton pack 24	
	24	Keeper	67-66	VK-115 Std Only	1 groove; Square cut key groove; Carton pack 32	
	24	Keeper	67-66	VK-115R Std Only	1 groove; Square cut key groove; Hardened	
	24	Keeper, Bulk	67-66	VK-115B Std Only	1 groove; Square cut key groove; Carton of 1000	
	12	Spring Insert	67-66	259-301A Std Only	VINTAGE; .060"; Carton of 100	

BLOCK	QTY	RINGS	YEARS	PART NO.	DESCRIPTION	BLOCK
	1	Premium Set	67-66	E-234K Std-20-30-40-60	2-5/64, 1-3/16; Premium Moly	
	1	Standard Set	67-66	E-234X Std-20-30-40-60	2-5/64, 1-3/16; Iron	
	6	Premium Single Cylinder Set	67-66	WE-234K Std Only	2-5/64, 1-3/16; Premium Moly	
	6	Standard Single Cylinder Set	67-66	WE-234X Std-20	2-5/64, 1-3/16; Iron	
BLOCK	QTY	SLEEVE	YEARS	PART NO.	DESCRIPTION	BLOCK
	6	Repair Sleeve	67-66	SL-20Y Std Only	1/8" wall, must be cut to correct length	
BLOCK	QTY	ENGINE BEARINGS	YEARS	PART NO.	DESCRIPTION	BLOCK
	1	Main Set	67-66	4124MA Std-1-10-20-30-40-60	A-Series aluminum bearings	
	1	Rod Set	67-66	6-2020CP Std-10-20-30-40	6-2020CA 60 avail. as unplated & resizeable	
	1	Rod Set	67-66	6-2020CA 60 60	Unplated & resizeable	
	6	Rod Pair	67-66	2020CP Std-1-2-10-20-30-40-50		
BLOCK	QTY	FREEZE PLUGS	YEARS	PART NO.	DESCRIPTION	BLOCK
	1	Brass Block Plug Kit	67-66	381-8006		
	1	Brass Deep Cup Freeze Plug	67-66	381-9001	VINTAGE; 1.625" Diameter	
	1	Brass Shallow Cup Freeze Plug	67-66	381-7066	2.000" Diameter	
	1	Steel Deep Cup Freeze Plug	67-66	381-3054	19/32" Diameter	
	1	Steel Shallow Cup Freeze Plug	67-66	381-2078	2.109" Diameter	

231 3.8L (3791cc) OHV V6 (12 Valve) (Buick), 3.8" Bore (GMC Eng.), 2 Bbl. "VIN 2" 1979-1978 97

QTY	TIMING	YEARS	PART NO.	DESCRIPTION
1	3 Piece Set	79-78	KT3-359SA1	(1) 222-359; (1) 223-323; (1) 223-610
1	3 Piece Set	79-78	KT3-359SA2	Incl. crank sprocket w/double flats & 36MM balancer hub; (1) 222-359; (1) 223-610; (1) 223-621

(continued on next page)

GM Car (Incl. Buick, Cad., Chev., Olds., Pontiac)

97 231 3.8L (3791cc) OHV V6 (12 Valve) (Buick), 3.8" Bore (GMC Eng.), 2 Bbl. "VIN 2" 1979-1978
(cont.)

QTY	TIMING (cont.)	YEARS	PART NO.	DESCRIPTION
1	Timing Chain	79-78	222-359	54 Links
1	Timing Chain Tensioner	79-78	222-44CT	Loc. R.H.; Incl. spring
1	Crank Sprocket	79-78	223-323	20 Teeth
1	Cam Sprocket	79-78	223-610	w/Integral dist. drive gear; 40 Teeth
QTY	CAMSHAFT/LIFTER	YEARS	PART NO.	DESCRIPTION
1	Camshaft	79	CS-702	Hydraulic, (050) Duration at .050 Lobe Lift, 194 Exh., 188 Int., 107 Degrees Lobe Separation
1	Prelube		55-403 Std Only	1.5 oz. packet
1	Prelube		55-400 Std Only	4 oz. bottle; 1.5 oz. packet No. 55-403 also avail.
12	Lifter	79-78	HT-969 Std Only	Hyd.; w/.440" wide oil groove
12	Lifter	79-78	HT-969R Std Only	Speed-Pro Hi-Revolution Hyd.
12	Lifter, Bulk	79-78	HT-969B Std Only	Hyd.; Carton of 128
12	Lifter, Bulk	79-78	HT-969RB Std Only	Speed-Pro Hi-Revolution Hyd.; Carton of 128
QTY	CAM KIT	YEARS	PART NO.	DESCRIPTION
1	Cam/Lifter Kit	79	KC-702	Hyd.; (1) 55-403B; (1) CS-702; (12) HT-969
1	Cam/Lifter/Timing Kit	79	KCT-702	Hyd.; (1) 55-403B; (1) CS-702; (12) HT-969; (1) KT3-359SA1
QTY	PUSH ROD	YEARS	PART NO.	DESCRIPTION
12	Push Rod	79-78	RP-3164 Std-35-60	8.6930" O.A.L.
12	Push Rod	79-78	RP-3213R Std Only	Chrome-Moly; 8.6900" O.A.L.
QTY	ROCKER PARTS	YEARS	PART NO.	DESCRIPTION
6	Arm Assy.	79-78	R-870 Std Only	Loc. L.H.; Incl. arm & retainer; Stamped steel
6	Arm	79-78	R-870W Std Only	Loc. L.H.; Stamped steel
6	Retainer	79-78	MR-1829 Std Only	Loc. L.H.
QTY	VALVE	YEARS	PART NO.	DESCRIPTION
6	Exhaust	79	V-4168 Std-15	Chrome plated stem; 1.5000" Head Dia., 0.3408" Stem Dia., 4.7180" O.A.L.
6	Intake	79	V-2117 Std-15	Chrome plated stem; 1.7100" Head Dia., 0.3407" Stem Dia., 4.7130" O.A.L.
QTY	VALVE GUIDE	YEARS	PART NO.	DESCRIPTION
6	Guide	79-78	VG-5034 Std Only	Loc. Exh.; Cut to fit; 0.3430" ID, 2.5000" O.A.L
6	Guide	79-78	VG-5051T Std Only	Loc. Exh.; Threaded; 0.3440" ID, 2.5000" O.A.L
6	Guide	79-78	VG-5005H Std Only	Loc. Int.; Hardened; 0.3430" ID, 2.2500" O.A.L
6	Guide	79-78	VG-5005 Std Only	Loc. Int.; Plain; 0.3430" ID, 2.2500" O.A.L
6	Guide	79-78	VG-5005T Std Only	Loc. Int.; Threaded; 0.3425" ID, 2.2500" O.A.L
6	Guide, Bulk	79-78	VG-5005B Std Only	Loc. Int.; Plain; Carton of 50; 0.3430" ID, 2.2500" O.A.L
6	Guide, Bulk	79-78	VG-5005TB Std Only	Loc. Int.; Threaded; Carton of 50; 0.3425" ID, 2.2500" O.A.L
QTY	VALVE SPRING	YEARS	PART NO.	DESCRIPTION
12	Spring	79-78	VS-744 Std Only	Exc. Buick Regal Base, Limited, Sport; 2.0200" Free Height
QTY	VALVE SEAL	YEARS	PART NO.	DESCRIPTION
6	Valve Stem Seal	79-78	ST-2001 Std Only	Loc. Exh.; Positive type; Installation requires valve guide machining; (RBBTF) Rubber/PTFE
6	Valve Stem Seal	79-78	ST-2001 Std Only	Loc. Int.; Positive type; Installation requires valve guide machining; (RBBTF) Rubber/PTFE
6	Valve Stem Seal Bulk	79-78	ST-2001BC Std Only	Loc. Exh.; Positive type; Installation requires valve guide machining; Carton of 100; (RBBTF) Rubber/PTFE
6	Valve Stem Seal Bulk	79-78	ST-2001BC Std Only	Loc. Int.; Positive type; Installation requires valve guide machining; Carton of 100; (RBBTF) Rubber/PTFE
QTY	VALVE SEAT	YEARS	PART NO.	DESCRIPTION
6	Seat	79	245-1562-2 Std Only	Loc. Exh.; 1.5675" OD, 1.3125" ID, 0.2480" Depth
6	Seat	79	245-1562-2N Std Only	Loc. Exh.; Premium Material; 1.5675" OD, 1.3125" ID, 0.2480" Depth
6	Seat	79	245-1812-3 Std Only	Loc. Int.; 1.8175" OD, 1.5000" ID, 0.2160" Depth
6	Seat	78	245-1500-1 Std Only	Loc. Exh.; 1.5045" OD, 1.2500" ID, 0.2160" Depth
6	Seat	78	245-1500-1N Std Only	Loc. Exh.; Premium Material; 1.5045" OD, 1.2500" ID, 0.2160" Depth
6	Seat	78	245-1750-1N Std Only	Loc. Int.; Premium Material; 1.7555" OD, 1.5000" ID, 0.2480" Depth
6	Seat	78	245-1750-1 Std Only	VINTAGE; Loc. Int.; 1.7555" OD, 1.5000" ID, 0.2480" Depth
QTY	VALVE, MISC	YEARS	PART NO.	DESCRIPTION
12	Keeper	79-78	VK-115A Std Only	Loc. Exh.; 1 groove; Square cut key groove; Carton pack 24
12	Keeper	79-78	VK-115 Std Only	Loc. Exh.; 1 groove; Square cut key groove; Carton pack 32
12	Keeper	79-78	VK-115R Std Only	Loc. Exh.; 1 groove; Square cut key groove; Hardened
12	Keeper	79-78	VK-115A Std Only	Loc. Int.; 1 groove; Square cut key groove; Carton pack 24
12	Keeper	79-78	VK-115 Std Only	Loc. Int.; 1 groove; Square cut key groove; Carton pack 32
12	Keeper	79-78	VK-115R Std Only	Loc. Int.; 1 groove; Square cut key groove; Hardened
12	Keeper, Bulk	79-78	VK-115B Std Only	Loc. Exh.; 1 groove; Square cut key groove; Carton of 1000
12	Keeper, Bulk	79-78	VK-115B Std Only	Loc. Int.; 1 groove; Square cut key groove; Carton of 1000
12	Spring Insert	79-78	259-201B Std Only	.030"; Carton of 100

VALVE TRAIN

VALVE TRAIN

(continued on next page)

GM Car (Incl. Buick, Cad., Chev., Olds., Pontiac)

231 3.8L (3791cc) OHV V6 (12 Valve) (Buick), 3.8" Bore (GMC Eng.), 2 Bbl. "VIN 2" 1979-1978 97
(cont.)

QTY	VALVE, MISC (cont.)	YEARS	PART NO.	DESCRIPTION
12	Spring Insert	79-78	259-201A Std Only	.060"; Carton of 100
12	Spring Insert	79-78	259-201ARS Std Only	.060"; Carton of 500
QTY	PISTON	YEARS	PART NO.	DESCRIPTION
6	Cast Piston	79-78	450NP Std-20-30-40-60	Use w/E-369K or E-369X ring set; Cast; .9397" Pin Dia.; 2 Rings 5/64 Groove, 1 Ring 3/16 Groove, 1.800 CD, Recessed Head .245 deep x 3.050 dia. - 8.0:1 C.R.
6	Cast Piston - Individual	79-78	W450NP Std-20-30-40-60	Use w/WE-369K or WE-369X ring set; Cast; .9397" Pin Dia.; 2 Rings 5/64 Groove, 1 Ring 3/16 Groove, 1.800 CD, Recessed Head .245 deep x 3.050 dia. - 8.0:1 C.R.
1	Cast Piston Set w/Prem. Rings	79-78	6K450NP 30 30-40-60	Cast; .9397" Pin Dia.; 2 Rings 5/64 Groove, 1 Ring 3/16 Groove, 1.800 CD, Recessed Head .245 deep x 3.050 dia. - 8.0:1 C.R.
QTY	RINGS	YEARS	PART NO.	DESCRIPTION
1	Premium Set	79-78	E-369K Std-20-30-40-60	2-5/64, 1-3/16; Premium Moly
1	Standard Set	79-78	E-369X Std-20-30-40-60	2-5/64, 1-3/16; Iron
QTY	ENGINE BEARINGS	YEARS	PART NO.	DESCRIPTION
1	Main Set	79-78	7150MA 10 10-20	A-Series aluminum bearings; .020" O/S length flange brg. Race Performance; Half grooved
1	Main Set	79-78	107M Std-1-10	w/1/2" main bolt; A-Series aluminum bearings
1	Main Set	79-78	7144MA Std-10-20-30-40	Even fire Eng.s.; A-Series aluminum bearings; .659" O.A.L.
1	Rod Set	79-78	6-3755A Std-10-20-30-40	Even fire Eng.s.; A-Series aluminum bearings; Use in .002" O/S Rod Bore; .659" O.A.L.
1	Rod Set	79-78	6-3755A 10X2 10X2	Even fire Eng.s.; A-Series aluminum bearings; Use in .002" O/S Rod Bore; .659" O.A.L.
6	Rod Pair	79-78	3755A Std-1-10-20-30	Even fire Eng.s.; A-Series aluminum bearings; .659" O.A.L.
QTY	OIL PUMP	YEARS	PART NO.	DESCRIPTION
1	Pump Repair Kit	79	224-51382	Exc. Buick Regal Sport, Skyhawk Base, Road Hawk, S I Chevrolet Monza Base, S I Oldsmobile Cutlass Base, Salon, Salon Brougham, Cutlass Cruiser Base, Brougham, Cutlass Salon 4-4-2, Brougham, Hurst I Pontiac Grand Am Base, Grand LeMans Base, LE, Safari, Grand Prix Base, LJ, SJ, LeMans Base, Safari
1	Pump Repair Kit	79-78	224-518	Gear type
1	Pump Repair Kit	79-78	224-518V	High Volume; Installation may require timing cover removal
1	Pump Repair Kit	79-78	224-518TP	Thrust plate kit; Provides new wear surface for scored or worn housing cover; Contains necessary screws, gskts. and instructions
1	Pump Repair Kit	78	224-51382	Buick Skyhawk Base
1	Screen Assy.	79	224-128	2nd Design; w/5.25" deep oil pan; For 5-1/4" deep oil pan
QTY	GASKETS	YEARS	PART NO.	DESCRIPTION
1	Kit Gasket Set	79-78	260-1032	Int. manifold gskt. not incl.; Exh. pipe packing not incl.; Premium valve stem seals incl.
1	Valley Pan Gasket Set	79	260-4006	
QTY	FREEZE PLUGS	YEARS	PART NO.	DESCRIPTION
1	Brass Block Plug Kit	79-78	381-8035	
1	Steel Block Plug Kit	79-78	381-4023	
1	Brass Deep Cup Freeze Plug	79-78	381-9007	1.125" Diameter
1	Brass Deep Cup Freeze Plug	79-78	381-9002	1.500" Diameter, 0.375" Height
1	Steel Deep Cup Freeze Plug	79-78	381-3025	1.125" Diameter
1	Steel Deep Cup Freeze Plug	79-78	381-3133	1.500" Diameter, 0.375" Height
1	Steel Deep Cup Freeze Plug	79-78	381-3054	19/32" Diameter
1	Steel Shallow Cup Freeze Plug	79-78	381-2172	1.922" Diameter

231 3.8L (3791cc) OHV V6 (12 Valve) (Buick), 3.8" Bore (GMC Eng.), 4 Bbl. Turbo "VIN 3" 1980-1978 98

QTY	TIMING	YEARS	PART NO.	DESCRIPTION
1	3 Piece Set	80-78	KT3-359SA1	(1) 222-359; (1) 223-323; (1) 223-610
1	Timing Chain	80-78	222-359	54 Links
1	Timing Chain Tensioner	80-78	222-44CT	Incl. spring
1	Crank Sprocket	80-78	223-323	20 Teeth
1	Cam Sprocket	80-78	223-610	40 Teeth
QTY	CAMSHAFT/LIFTER	YEARS	PART NO.	DESCRIPTION
1	Camshaft	80-78	CS-702	Hydraulic, (050) Duration at .050 Lobe Lift, 194 Exh., 188 Int., 107 Degrees Lobe Separation
1	Thrust Button	80	MR-1874 Std Only	Chevrolet Monte Carlo Landau, Sport; w/Spring; Steel button
1	Prelube		55-403 Std Only	1.5 oz. packet
1	Prelube		55-400 Std Only	4 oz. bottle; 1.5 oz. packet No. 55-403 also avail.
12	Lifter	80-78	HT-969 Std Only	Hyd.; w/.440" wide oil groove
12	Lifter	80-78	HT-969R Std Only	Speed-Pro Hi-Revolution Hyd.
12	Lifter, Bulk	80-78	HT-969B Std Only	Hyd.; Carton of 128

(continued on next page)

GM Car (Incl. Buick, Cad., Chev., Olds., Pontiac)

98 231 3.8L (3791cc) OHV V6 (12 Valve) (Buick), 3.8" Bore (GMC Eng.), 4 Bbl. Turbo "VIN 3" 1980-1978
(cont.)

QTY	CAMSHAFT/LIFTER	YEARS	PART NO.	DESCRIPTION
12	(cont.) Lifter, Bulk	80-78	HT-969RB Std Only	Speed-Pro Hi-Revolution Hyd.; Carton of 128
1	CAM KIT Cam/Lifter Kit	80-78	KC-702	Hyd.; (1) 55-403B; (1) CS-702; (12) HT-969
1	Cam/Lifter/Timing Kit	80-78	KCT-702	Hyd.; (1) 55-403B; (1) CS-702; (12) HT-969; (1) KT3-359SA1
12	PUSH ROD Push Rod	80-78	RP-3164 Std-35-60	8.6930" O.A.L.
12	Push Rod	80-78	RP-3213R Std Only	Chrome-Moly; 8.6900" O.A.L.
6	ROCKER PARTS Arm Assy.	80-78	R-870 Std Only	Loc. L.H.; Incl. arm & retainer; Stamped steel
6	Arm	80-78	R-870W Std Only	Loc. L.H.; Stamped steel
6	Retainer	80-78	MR-1829 Std Only	Loc. L.H.
6	VALVE Exhaust	80-79	V-4168 Std-15	Chrome plated stem; 1.5000" Head Dia., 0.3408" Stem Dia., 4.7180" O.A.L.
6	Intake	80-79	V-2117 Std-15	Chrome plated stem; 1.7100" Head Dia., 0.3407" Stem Dia., 4.7130" O.A.L.
12	VALVE SPRING Spring	80-78	VS-744 Std Only	2.0200" Free Height
6	VALVE SEAL Valve Stem Seal	80-78	ST-2001 Std Only	Loc. Exh.; Positive type; Installation requires valve guide machining; (RBBTF) Rubber/PTFE
6	Valve Stem Seal	80-78	MV-1888A Std Only	Loc. Int.; Positive type; (VTN) Viton®
6	Valve Stem Seal	80-78	ST-2001 Std Only	Loc. Int.; Positive type; Installation requires valve guide machining; (RBBTF) Rubber/PTFE
6	Valve Stem Seal Bulk	80-78	ST-2001BC Std Only	Loc. Exh.; Positive type; Installation requires valve guide machining; Carton of 100; (RBBTF) Rubber/PTFE
6	Valve Stem Seal Bulk	80-78	MV-1888 Std Only	Loc. Int.; Positive type; Carton of 50; (VTN) Viton®
6	Valve Stem Seal Bulk	80-78	ST-2001BC Std Only	Loc. Int.; Positive type; Installation requires valve guide machining; Carton of 100; (RBBTF) Rubber/PTFE
6	VALVE SEAT Seat	80-79	245-1562-2 Std Only	Loc. Exh.; 1.5675" OD, 1.3125" ID, 0.2480" Depth
6	Seat	80-79	245-1562-2N Std Only	Loc. Exh.; Premium Material; 1.5675" OD, 1.3125" ID, 0.2480" Depth
6	Seat	80-79	245-1812-3 Std Only	Loc. Int.; 1.8175" OD, 1.5000" ID, 0.2160" Depth
6	Seat	78	245-1500-1 Std Only	Loc. Exh.; 1.5045" OD, 1.2500" ID, 0.2160" Depth
6	Seat	78	245-1500-1N Std Only	Loc. Exh.; Premium Material; 1.5045" OD, 1.2500" ID, 0.2160" Depth
6	Seat	78	245-1750-1N Std Only	Loc. Int.; Premium Material; 1.7555" OD, 1.5000" ID, 0.2480" Depth
6	Seat	78	245-1750-1 Std Only	VINTAGE; Loc. Int.; 1.7555" OD, 1.5000" ID, 0.2480" Depth
24	VALVE, MISC Keeper	80-78	VK-115A Std Only	1 groove; Square cut key groove; Carton pack 24
24	Keeper	80-78	VK-115 Std Only	1 groove; Square cut key groove; Carton pack 32
24	Keeper	80-78	VK-115R Std Only	1 groove; Square cut key groove; Hardened
24	Keeper, Bulk	80-78	VK-115B Std Only	1 groove; Square cut key groove; Carton of 1000
12	Spring Insert	80-78	259-201B Std Only	.030"; Carton of 100
12	Spring Insert	80-78	259-201A Std Only	.060"; Carton of 100
12	Spring Insert	80-78	259-201ARS Std Only	.060"; Carton of 500
6	PISTON Cast Piston	80-78	H521ACP Std-20-30-40-60	Not O.E. duplicate Wt.; Use in sets only; Hypereutectic; 0.9393" Pin Dia.; 2 Rings 5/64 Groove, 1 Ring 3/16 Groove, 1.800 CD, .255 dish; DUROSHIELD® skirt coated piston
6	Cast Piston - Individual	80-78	WH521ACP Std-20-30-40-60	Not O.E. duplicate Wt.; Use in sets only; Hypereutectic; 0.9393" Pin Dia.; 2 Rings 5/64 Groove, 1 Ring 3/16 Groove, 1.800 CD, .255 dish; DUROSHIELD® skirt coated piston
6	POWERFORGED	80-79	L-2481F Std-30-40	Powerforged; 0.939" Pin Dia.; 2 Rings 5/64 Groove, 1 Ring 3/16 Groove, 1.825 CD, .245 dish; DUROSHIELD® skirt coated piston
6	POWERFORGED Piston-Individual	80-79	WL-2481F Std-30-40	Powerforged; 0.939" Pin Dia.; 2 Rings 5/64 Groove, 1 Ring 3/16 Groove, 1.825 CD, .245 dish; DUROSHIELD® skirt coated piston
1	RINGS Premium Set	80-78	E-434K Std-30-40	2-5/64, 1-3/16; Premium Moly
1	ENGINE BEARINGS Main Set	80-78	7144MA Std-10-20-30-40	A-Series aluminum bearings

VALVE TRAIN

VALVE TRAIN

BLOCK

BLOCK

(continued on next page)

GM Car (Incl. Buick, Cad., Chev., Olds., Pontiac)

231 3.8L (3791cc) OHV V6 (12 Valve) (Buick), 3.8" Bore (GMC Eng.), 4 Bbl. Turbo "VIN 3" 1980-1978 98
(cont.)

	ENGINE BEARINGS	YEARS	PART NO.	DESCRIPTION	
BLOCK	QTY (cont.)				
	1	Main Set	80-78	7150MA 10 10-20	A-Series aluminum bearings; .020" O/S length flange brg.
	1	Rod Set	80-78	6-3755A Std-10-20-30-40	A-Series aluminum bearings; .659" O.A.L.
	1	Rod Set	80-78	6-3755A 10X2 10X2	A-Series aluminum bearings; Use in .002" O/S Rod Bore; .659" O.A.L.
	6	Rod Pair	80-78	3755A Std-1-10-20-30	A-Series aluminum bearings; .659" O.A.L.
	1	Cam Set	80-78	1462M Std Only	w/14 bolt oil pan; Babbitt material
	QTY	OIL PUMP	YEARS	PART NO.	DESCRIPTION
	1	Pump Repair Kit	80-78	224-518	Gear type
	1	Pump Repair Kit	80-78	224-518V	High Volume; Installation may require timing cover removal
	1	Pump Repair Kit	80-78	224-518TP	Thrust plate kit; Provides new wear surface for scored or worn housing cover; Contains necessary screws, gsks. and instructions
	1	Screen Assy.	80	224-128	Exc. Buick Riviera Base, S; For 5-1/4" deep oil pan
	1	Screen Assy.	79-78	224-128	2nd Design; w/5.25" deep oil pan; For 5-1/4" deep oil pan
	QTY	GASKETS	YEARS	PART NO.	DESCRIPTION
	1	Kit Gasket Set	80-78	260-1032	Int. manifold gskt. not incl.; Turbo mtg. gsks. not incl.; Premium valve stem seals incl.
	1	Valley Pan Gasket Set	80	260-4014	
1	Valley Pan Gasket Set	79	260-4006		
QTY	FREEZE PLUGS	YEARS	PART NO.	DESCRIPTION	
1	Brass Block Plug Kit	80-78	381-8035		
1	Steel Block Plug Kit	80-78	381-4023		
1	Brass Deep Cup Freeze Plug	80-78	381-9007	1.125" Diameter	
1	Brass Deep Cup Freeze Plug	80-78	381-9002	1.500" Diameter, 0.375" Height	
1	Steel Deep Cup Freeze Plug	80-78	381-3025	1.125" Diameter	
1	Steel Deep Cup Freeze Plug	80-78	381-3133	1.500" Diameter, 0.375" Height	
1	Steel Deep Cup Freeze Plug	80-78	381-3054	19/32" Diameter	
1	Steel Shallow Cup Freeze Plug	80-78	381-2172	1.922" Diameter	

231 3.8L (3791cc) OHV V6 (12 Valve) (Buick), 3.8" Bore (GMC Eng.), 2 Bbl. "VIN A" 1980-1977 99

	TIMING	YEARS	PART NO.	DESCRIPTION	
VALVE TRAIN	1	3 Piece Set	80-78	KT3-359SA1	(1) 222-359; (1) 223-323; (1) 223-610
	1	3 Piece Set	80-78	KT3-359SA2	Incl. crank sprocket w/double flats & 36MM balancer hub; (1) 222-359; (1) 223-610; (1) 223-621
	1	3 Piece Set	77	KT3-359S	VINTAGE; w/o Integral dist. drive gear; (1) 222-359; (1) 223-323; (1) 223-334
	1	3 Piece Set	77	KT3-359SA1	w/Integral dist. drive gear; (1) 222-359; (1) 223-323; (1) 223-610
	1	Timing Chain	80-77	222-359	54 Links
	1	Timing Chain Tensioner	80-77	222-44CT	Loc. R.H.; Incl. spring
	1	Crank Sprocket	80-77	223-323	20 Teeth
	1	Cam Sprocket	80-77	223-610	w/Integral dist. drive gear; 40 Teeth
	QTY	CAMSHAFT/LIFTER	YEARS	PART NO.	DESCRIPTION
	1	Camshaft	80-79	CS-702	Hydraulic, (050) Duration at .050 Lobe Lift, 194 Exh., 188 Int., 107 Degrees Lobe Separation
	1	Thrust Button	80-77	MR-1874 Std Only	w/Integral dist. drive gear; w/Spring; Steel button
	1	Prelube		55-403 Std Only	1.5 oz. packet
	1	Prelube		55-400 Std Only	4 oz. bottle; 1.5 oz. packet No. 55-403 also avail.
	12	Lifter	80-77	HT-969 Std Only	Hyd.; w/.440" wide oil groove
	12	Lifter	80-77	HT-969R Std Only	Speed-Pro Hi-Revolution Hyd.
	12	Lifter, Bulk	80-77	HT-969B Std Only	Hyd.; Carton of 128
	12	Lifter, Bulk	80-77	HT-969RB Std Only	Speed-Pro Hi-Revolution Hyd.; Carton of 128
	QTY	CAM KIT	YEARS	PART NO.	DESCRIPTION
	1	Cam/Lifter Kit	80-79	KC-702	Hyd.; (1) 55-403B; (1) CS-702; (12) HT-969
	1	Cam/Lifter/Timing Kit	80-79	KCT-702	Hyd.; (1) 55-403B; (1) CS-702; (12) HT-969; (1) KT3-359SA1
QTY	PUSH ROD	YEARS	PART NO.	DESCRIPTION	
12	Push Rod	80-77	RP-3164 Std-35-60	8.6930" O.A.L.	
12	Push Rod	80-77	RP-3213R Std Only	Chrome-Moly; 8.6900" O.A.L.	
QTY	ROCKER PARTS	YEARS	PART NO.	DESCRIPTION	
6	Arm Assy.	80-77	R-870 Std Only	Loc. L.H.; Incl. arm & retainer; Stamped steel	
6	Arm	80-77	R-870W Std Only	Loc. L.H.; Stamped steel	
6	Retainer	80-77	MR-1829 Std Only	Loc. L.H.	
QTY	VALVE	YEARS	PART NO.	DESCRIPTION	
6	Exhaust	80-79	V-4168 Std-15	Chrome plated stem; 1.5000" Head Dia., 0.3408" Stem Dia., 4.7180" O.A.L.	

(continued on next page)

GM Car (Incl. Buick, Cad., Chev., Olds., Pontiac)

99 231 3.8L (3791cc) OHV V6 (12 Valve) (Buick), 3.8" Bore (GMC Eng.), 2 Bbl. "VIN A" 1980-1977
(cont.)

QTY	VALVE (cont.)	YEARS	PART NO.	DESCRIPTION
6	Intake	80-79	V-2117 Std-15	Chrome plated stem; 1.7100" Head Dia., 0.3407" Stem Dia., 4.7130" O.A.L.
QTY	VALVE GUIDE	YEARS	PART NO.	DESCRIPTION
6	Guide	80-77	VG-5034 Std Only	Loc. Exh.; Cut to fit; 0.3430" ID, 2.5000" O.A.L
6	Guide	80-77	VG-5051T Std Only	Loc. Exh.; Threaded; 0.3440" ID, 2.5000" O.A.L
6	Guide	80-77	VG-5005H Std Only	Loc. Int.; Hardened; 0.3430" ID, 2.2500" O.A.L
6	Guide	80-77	VG-5005 Std Only	Loc. Int.; Plain; 0.3430" ID, 2.2500" O.A.L
6	Guide	80-77	VG-5005T Std Only	Loc. Int.; Threaded; 0.3425" ID, 2.2500" O.A.L
6	Guide, Bulk	80-77	VG-5005B Std Only	Loc. Int.; Plain; Carton of 50; 0.3430" ID, 2.2500" O.A.L
6	Guide, Bulk	80-77	VG-5005TB Std Only	Loc. Int.; Threaded; Carton of 50; 0.3425" ID, 2.2500" O.A.L
QTY	VALVE SPRING	YEARS	PART NO.	DESCRIPTION
12	Spring	80-77	VS-744 Std Only	2.0200" Free Height
QTY	VALVE SEAL	YEARS	PART NO.	DESCRIPTION
6	Valve Stem Seal	80-77	ST-2001 Std Only	Loc. Exh.; Positive type; Installation requires valve guide machining; (RBBTF) Rubber/PTFE
6	Valve Stem Seal	80-77	ST-2001 Std Only	Loc. Int.; Positive type; Installation requires valve guide machining; (RBBTF) Rubber/PTFE
6	Valve Stem Seal Bulk	80-77	ST-2001BC Std Only	Loc. Exh.; Positive type; Installation requires valve guide machining; Carton of 100; (RBBTF) Rubber/PTFE
6	Valve Stem Seal Bulk	80-77	ST-2001BC Std Only	Loc. Int.; Positive type; Installation requires valve guide machining; Carton of 100; (RBBTF) Rubber/PTFE
QTY	VALVE SEAT	YEARS	PART NO.	DESCRIPTION
6	Seat	80-79	245-1562-2 Std Only	Loc. Exh.; 1.5675" OD, 1.3125" ID, 0.2480" Depth
6	Seat	80-79	245-1562-2N Std Only	Loc. Exh.; Premium Material; 1.5675" OD, 1.3125" ID, 0.2480" Depth
6	Seat	80-79	245-1812-3 Std Only	Loc. Int.; 1.8175" OD, 1.5000" ID, 0.2160" Depth
6	Seat	78-77	245-1500-1 Std Only	Loc. Exh.; 1.5045" OD, 1.2500" ID, 0.2160" Depth
6	Seat	78-77	245-1500-1N Std Only	Loc. Exh.; Premium Material; 1.5045" OD, 1.2500" ID, 0.2160" Depth
6	Seat	78-77	245-1750-1N Std Only	Loc. Int.; Premium Material; 1.7555" OD, 1.5000" ID, 0.2480" Depth
6	Seat	78-77	245-1750-1 Std Only	VINTAGE; Loc. Int.; 1.7555" OD, 1.5000" ID, 0.2480" Depth
QTY	VALVE, MISC	YEARS	PART NO.	DESCRIPTION
12	Keeper	80-77	VK-115A Std Only	Loc. Exh.; 1 groove; Square cut key groove; Carton pack 24
12	Keeper	80-77	VK-115 Std Only	Loc. Exh.; 1 groove; Square cut key groove; Carton pack 32
12	Keeper	80-77	VK-115R Std Only	Loc. Exh.; 1 groove; Square cut key groove; Hardened
12	Keeper	80-77	VK-115A Std Only	Loc. Int.; 1 groove; Square cut key groove; Carton pack 24
12	Keeper	80-77	VK-115 Std Only	Loc. Int.; 1 groove; Square cut key groove; Carton pack 32
12	Keeper	80-77	VK-115R Std Only	Loc. Int.; 1 groove; Square cut key groove; Hardened
12	Keeper, Bulk	80-77	VK-115B Std Only	Loc. Exh.; 1 groove; Square cut key groove; Carton of 1000
12	Keeper, Bulk	80-77	VK-115B Std Only	Loc. Int.; 1 groove; Square cut key groove; Carton of 1000
12	Spring Insert	80-77	259-201B Std Only	.030"; Carton of 100
12	Spring Insert	80-77	259-201A Std Only	.060"; Carton of 100
12	Spring Insert	80-77	259-201ARS Std Only	.060"; Carton of 500
QTY	PISTON	YEARS	PART NO.	DESCRIPTION
6	Cast Piston	80-77	450NP Std-20-30-40-60	Use w/E-369K or E-369X ring set; Cast; .9397" Pin Dia.; 2 Rings 5/64 Groove, 1 Ring 3/16 Groove, 1.800 CD, Recessed Head .245 deep x 3.050 dia. - 8.0:1 C.R.
6	Cast Piston - Individual	80-77	W450NP Std-20-30-40-60	Use w/WE-369K or WE-369X ring set; Cast; .9397" Pin Dia.; 2 Rings 5/64 Groove, 1 Ring 3/16 Groove, 1.800 CD, Recessed Head .245 deep x 3.050 dia. - 8.0:1 C.R.
1	Cast Piston Set w/Prem. Rings	80-77	6K450NP 30 30-40-60	Cast; .9397" Pin Dia.; 2 Rings 5/64 Groove, 1 Ring 3/16 Groove, 1.800 CD, Recessed Head .245 deep x 3.050 dia. - 8.0:1 C.R.
QTY	RINGS	YEARS	PART NO.	DESCRIPTION
1	Premium Set	80-77	E-369K Std-20-30-40-60	2-5/64, 1-3/16; Premium Moly
1	Standard Set	80-77	E-369X Std-20-30-40-60	2-5/64, 1-3/16; Iron
QTY	ENGINE BEARINGS	YEARS	PART NO.	DESCRIPTION
1	Main Set	80-77	7150MA 10 10-20	A-Series aluminum bearings ; .020" O/S length flange brg.
1	Main Set	80-77	107M Std-1-10	Race Performance; Half grooved
1	Main Set	80-77	7144MA Std-10-20-30-40	w/1/2" main bolt; A-Series aluminum bearings
1	Rod Set	80-77	6-3755A Std-10-20-30-40	Even fire Eng.; A-Series aluminum bearings ; .659" O.A.L.
1	Rod Set	80-77	6-3755A 10X2 10X2	Even fire Eng.; A-Series aluminum bearings ; Use in .002" O/S Rod Bore; .659" O.A.L.
6	Rod Pair	80-77	3755A Std-1-10-20-30	Even fire Eng.; A-Series aluminum bearings ; .659" O.A.L.
1	Cam Set	80-77	1462M Std Only	Babbitt material

VALVE TRAIN

VALVE TRAIN

BLOCK

BLOCK

(continued on next page)

GM Car (Incl. Buick, Cad., Chev., Olds., Pontiac)

231 3.8L (3791cc) OHV V6 (12 Valve) (Buick), 3.8" Bore (GMC Eng.), 2 Bbl. "VIN A" 1980-1977 99
(cont.)

BLOCK	QTY	OIL PUMP	YEARS	PART NO.	DESCRIPTION		
	1	Pump Repair Kit	80-77	224-51382			
	1	Pump Repair Kit	80-77	224-518	Gear type		
	1	Pump Repair Kit	80-77	224-518V	High Volume; Installation may require timing cover removal		
	1	Pump Repair Kit	80-77	224-518TP	Thrust plate kit; Provides new wear surface for scored or worn housing cover; Contains necessary screws, gskts. and instructions		
	1	Screen Assy.	80-79	224-128	2nd Design; w/5.25" deep oil pan; For 5-1/4" deep oil pan		
BLOCK	QTY	GASKETS	YEARS	PART NO.	DESCRIPTION		
	1	Kit Gasket Set	80-77	260-1032	Int. manifold gskt. not incl.; Exh. pipe packing not incl.; Premium valve stem seals incl.		
	1	Valley Pan Gasket Set	80-79	260-4006			
BLOCK	QTY	FREEZE PLUGS	YEARS	PART NO.	DESCRIPTION		
	1	Brass Block Plug Kit	80-77	381-8035			
	1	Steel Block Plug Kit	80-77	381-4023			
	1	Brass Deep Cup Freeze Plug	80-77	381-9007	1.125" Diameter		
	1	Brass Deep Cup Freeze Plug	80-77	381-9002	1.500" Diameter, 0.375" Height		
	1	Steel Deep Cup Freeze Plug	80-77	381-3025	1.125" Diameter		
	1	Steel Deep Cup Freeze Plug	80-77	381-3133	1.500" Diameter, 0.375" Height		
	1	Steel Deep Cup Freeze Plug	80-77	381-3054	19/32" Diameter		
	1	Steel Shallow Cup Freeze Plug	80-77	381-2172	1.922" Diameter		
KITS	RE-RING KIT	YEARS	DESCRIPTION		PREMIUM KIT NO.	ECONOMY KIT NO.	
		80-77	Int. manifold gskt. not incl.; Exh. pipe packing not incl.; Incl. A-Series aluminum bearings ; w/.659" O.A.L. brgs.; Premium valve stem seals incl.	Re-ring	205-6083	205-1083	
		80-77	Int. manifold gskt. not incl.; Exh. pipe packing not incl.; Incl. A-Series aluminum bearings ; w/.659" O.A.L. brgs.; Premium valve stem seals incl.	Re-ring w/Mains	205-6083M	205-1083M	
KITS	OVERHAUL KIT	YEARS	DESCRIPTION		PREMIUM KIT NO.	ECONOMY KIT NO.	
		80-79	Int. manifold gskt. not incl.; Exh. pipe packing not incl.; Premium valve stem seals incl.; Gear type oil pump kit incl.	Master w/o Rods & Mains	505-650E	505-150E	

231 3.8L (3791cc) OHV V6 (12 Valve) (Buick), 3.8" Bore (GMC Eng.), 2 Bbl. "VIN C" 1977-1975 100

VALVE TRAIN	QTY	TIMING	YEARS	PART NO.	DESCRIPTION		
	1	3 Piece Set	77-75	KT3-359S	VINTAGE; w/o Integral dist. drive gear; (1) 222-359; (1) 223-323; (1) 223-334		
	1	3 Piece Set	77	KT3-359SA1	w/Integral dist. drive gear; (1) 222-359; (1) 223-323; (1) 223-610		
	1	Timing Chain	77-75	222-359	54 Links		
	1	Timing Chain Tensioner	77-75	222-44CT	Loc. R.H.; Incl. spring		
	1	Crank Sprocket	77-75	223-323	20 Teeth		
	1	Cam Sprocket	77	223-610	w/Integral dist. drive gear; 40 Teeth		
VALVE TRAIN	QTY	CAMSHAFT/LIFTER	YEARS	PART NO.	DESCRIPTION		
	12	Lifter	77-75	HT-969 Std Only	Hyd.; w/.440" wide oil groove		
	12	Lifter	77-75	HT-969R Std Only	Speed-Pro Hi-Revolution Hyd.		
	12	Lifter, Bulk	77-75	HT-969B Std Only	Hyd.; Carton of 128		
	12	Lifter, Bulk	77-75	HT-969RB Std Only	Speed-Pro Hi-Revolution Hyd.; Carton of 128		
VALVE TRAIN	QTY	PUSH ROD	YEARS	PART NO.	DESCRIPTION		
	12	Push Rod	77-75	RP-3164 Std-35-60	8.6930" O.A.L.		
	12	Push Rod	77-75	RP-3213R Std Only	Chrome-Moly; 8.6900" O.A.L.		
	12	Push Rod	76-75	RP-3261 Std Only	7.9420" O.A.L.		
	12	Push Rod, Bulk	76-75	BRP-3261 Std Only	Carton of 100; 7.9420" O.A.L.		
VALVE TRAIN	QTY	ROCKER PARTS	YEARS	PART NO.	DESCRIPTION		
	6	Arm Assy.	77-75	R-870 Std Only	Loc. L.H.; Incl. arm & retainer; Stamped steel		
	6	Arm	77-75	R-870W Std Only	Loc. L.H.; Stamped steel		
	6	Retainer	77-75	MR-1829 Std Only	Loc. L.H.		
VALVE TRAIN	QTY	VALVE GUIDE	YEARS	PART NO.	DESCRIPTION		
	6	Guide	77-75	VG-5034 Std Only	Loc. Exh.; Cut to fit; 0.3430" ID, 2.5000" O.A.L		
	6	Guide	77-75	VG-5051T Std Only	Loc. Exh.; Threaded; 0.3440" ID, 2.5000" O.A.L		
	6	Guide	77-75	VG-5005H Std Only	Loc. Int.; Hardened; 0.3430" ID, 2.2500" O.A.L		
	6	Guide	77-75	VG-5005 Std Only	Loc. Int.; Plain; 0.3430" ID, 2.2500" O.A.L		
	6	Guide	77-75	VG-5005T Std Only	Loc. Int.; Threaded; 0.3425" ID, 2.2500" O.A.L		
	6	Guide, Bulk	77-75	VG-5005B Std Only	Loc. Int.; Plain; Carton of 50; 0.3430" ID, 2.2500" O.A.L		
	6	Guide, Bulk	77-75	VG-5005TB Std Only	Loc. Int.; Threaded; Carton of 50; 0.3425" ID, 2.2500" O.A.L		
VALVE TRAIN	QTY	VALVE SPRING	YEARS	PART NO.	DESCRIPTION		
	12	Spring	77	VS-744 Std Only	2.0200" Free Height		

(continued on next page)

GM Car (Incl. Buick, Cad., Chev., Olds., Pontiac)

100 231 3.8L (3791cc) OHV V6 (12 Valve) (Buick), 3.8" Bore (GMC Eng.), 2 Bbl. "VIN C" 1977-1975
(cont.)

	QTY	VALVE SPRING (cont.)	YEARS	PART NO.	DESCRIPTION
VALVE TRAIN	12	Spring	76-75	VS-677 Std Only	Incl. damper; 2.0300" Free Height
	12	Spring	76-75	VS-744 Std Only	w/o Damper; 2.0200" Free Height
	12	Spring, Bulk	76-75	VS-677B Std Only	Incl. damper; Carton of 250; 2.0300" Free Height
	6	Valve Stem Seal	77-75	ST-2001 Std Only	Loc. Exh.; Positive type; Installation requires valve guide machining; (RBBTF) Rubber/PTFE
	6	Valve Stem Seal	77-75	ST-2001 Std Only	Loc. Int.; Positive type; Installation requires valve guide machining; (RBBTF) Rubber/PTFE
	6	Valve Stem Seal Bulk	77-75	ST-2001BC Std Only	Loc. Exh.; Positive type; Installation requires valve guide machining; Carton of 100; (RBBTF) Rubber/PTFE
	6	Valve Stem Seal Bulk	77-75	ST-2001BC Std Only	Loc. Int.; Positive type; Installation requires valve guide machining; Carton of 100; (RBBTF) Rubber/PTFE
	6	Seat	77-75	245-1500-1 Std Only	Loc. Exh.; 1.5045" OD, 1.2500" ID, 0.2160" Depth
	6	Seat	77-75	245-1500-1N Std Only	Loc. Exh.; Premium Material; 1.5045" OD, 1.2500" ID, 0.2160" Depth
	6	Seat	77-75	245-1750-1N Std Only	Loc. Int.; Premium Material; 1.7555" OD, 1.5000" ID, 0.2480" Depth
	6	Seat	77-75	245-1750-1 Std Only	VINTAGE; Loc. Int.; 1.7555" OD, 1.5000" ID, 0.2480" Depth
	BLOCK	12	Keeper	77	VK-115A Std Only
12		Keeper	77	VK-115 Std Only	Loc. Exh.; 1 groove; Square cut key groove; Carton pack 32
12		Keeper	77	VK-115R Std Only	Loc. Exh.; 1 groove; Square cut key groove; Hardened
12		Keeper	77	VK-115A Std Only	Loc. Int.; 1 groove; Square cut key groove; Carton pack 24
12		Keeper	77	VK-115 Std Only	Loc. Int.; 1 groove; Square cut key groove; Carton pack 32
12		Keeper	77	VK-115R Std Only	Loc. Int.; 1 groove; Square cut key groove; Hardened
12		Keeper, Bulk	77	VK-115B Std Only	Loc. Exh.; 1 groove; Square cut key groove; Carton of 1000
12		Keeper, Bulk	77	VK-115B Std Only	Loc. Int.; 1 groove; Square cut key groove; Carton of 1000
12		Spring Insert	77-75	259-201B Std Only	.030"; Carton of 100
12		Spring Insert	77-75	259-201A Std Only	.060"; Carton of 100
12		Spring Insert	77-75	259-201ARS Std Only	.060"; Carton of 500
6		Cast Piston	77-75	450NP Std-20-30-40-60	Use w/E-369K or E-369X ring set; Cast; .9397" Pin Dia.; 2 Rings 5/64 Groove, 1 Ring 3/16 Groove, 1.800 CD, Recessed Head .245 deep x 3.050 dia. - 8.0:1 C.R.
6		Cast Piston - Individual	77-75	W450NP Std-20-30-40-60	Use w/WE-369K or WE-369X ring set; Cast; .9397" Pin Dia.; 2 Rings 5/64 Groove, 1 Ring 3/16 Groove, 1.800 CD, Recessed Head .245 deep x 3.050 dia. - 8.0:1 C.R.
1		Cast Piston Set w/Prem. Rings	77-75	6K450NP 30 30-40-60	Cast; .9397" Pin Dia.; 2 Rings 5/64 Groove, 1 Ring 3/16 Groove, 1.800 CD, Recessed Head .245 deep x 3.050 dia. - 8.0:1 C.R.
1		Premium Set	77-75	E-369K Std-20-30-40-60	2-5/64, 1-3/16; Premium Moly
1	Standard Set	77-75	E-369X Std-20-30-40-60	2-5/64, 1-3/16; Iron	
1	Main Set	77-75	7150MA 10 10-20	A-Series aluminum bearings ; .020" O/S length flange brg. Race Performance; Half grooved	
1	Main Set	77	107M Std-1-10	w/1/2" main bolt; A-Series aluminum bearings	
1	Main Set	77-75	7144MA Std-10-20-30-40	Even fire Engs.; A-Series aluminum bearings ; .659" O.A.L.	
1	Rod Set	77	6-3755A Std-10-20-30-40	Even fire Engs.; A-Series aluminum bearings ; Use in .002" O/S Rod Bore; .659" O.A.L.	
1	Rod Set	77	6-3755A 10X2 10X2	VINTAGE; A-Series aluminum bearings	
1	Rod Set	77-75	6-2500RAA Std-10-20-30-40	Even fire Engs.; A-Series aluminum bearings ; .659" O.A.L.	
6	Rod Pair	77	3755A Std-1-10-20-30	Odd fire; A-Series aluminum bearings	
6	Rod Pair	77-75	2500RAA Std-2-10-20-30-40	Babbitt material	
1	Cam Set	77-75	1462M Std Only		
1	Kit Gasket Set	77-75	260-1032	Int. manifold gskt. not incl.; Exh. pipe packing not incl.; Premium valve stem seals incl.	
1	Brass Block Plug Kit	77-75	381-8035	1.125" Diameter	
1	Steel Block Plug Kit	77-75	381-4023	1.500" Diameter, 0.375" Height	
1	Brass Deep Cup Freeze Plug	77-75	381-9007	1.125" Diameter	
1	Brass Deep Cup Freeze Plug	77-75	381-9002	1.500" Diameter, 0.375" Height	
1	Steel Deep Cup Freeze Plug	77-75	381-3025	1.125" Diameter	
1	Steel Deep Cup Freeze Plug	77-75	381-3133	1.500" Diameter, 0.375" Height	
1	Steel Deep Cup Freeze Plug	77-75	381-3054	19/32" Diameter	
1	Steel Shallow Cup Freeze Plug	77-75	381-2172	1.922" Diameter	

GM Car (Incl. Buick, Cad., Chev., Olds., Pontiac)

231 3.8L (3791cc) OHV V6 (12 Valve) (Buick), 3.8" Bore (GMC Eng.), 2 Bbl. Turbo "VIN G" 1978 101

QTY	TIMING	YEARS	PART NO.	DESCRIPTION
1	3 Piece Set	78	KT3-359SA1	(1) 222-359; (1) 223-323; (1) 223-610
1	Timing Chain	78	222-359	54 Links
1	Timing Chain Tensioner	78	222-44CT	Incl. spring
1	Crank Sprocket	78	223-323	20 Teeth
1	Cam Sprocket	78	223-610	40 Teeth
QTY	CAMSHAFT/LIFTER	YEARS	PART NO.	DESCRIPTION
1	Camshaft	78	CS-702	Hydraulic, (050) Duration at .050 Lobe Lift, 194 Exh., 188 Int., 107 Degrees Lobe Separation
1	Prelube		55-403 Std Only	1.5 oz. packet
1	Prelube		55-400 Std Only	4 oz. bottle; 1.5 oz. packet No. 55-403 also avail.
12	Lifter	78	HT-969 Std Only	Hyd.; w/.440" wide oil groove
12	Lifter	78	HT-969R Std Only	Speed-Pro Hi-Revolution Hyd.
12	Lifter, Bulk	78	HT-969B Std Only	Hyd.; Carton of 128
12	Lifter, Bulk	78	HT-969RB Std Only	Speed-Pro Hi-Revolution Hyd.; Carton of 128
QTY	CAM KIT	YEARS	PART NO.	DESCRIPTION
1	Cam/Lifter Kit	78	KC-702	Hyd.; (1) 55-403B; (1) CS-702; (12) HT-969
1	Cam/Lifter/Timing Kit	78	KCT-702	Hyd.; (1) 55-403B; (1) CS-702; (12) HT-969; (1) KT3-359SA1
QTY	PUSH ROD	YEARS	PART NO.	DESCRIPTION
12	Push Rod	78	RP-3164 Std-35-60	8.6930" O.A.L.
12	Push Rod	78	RP-3213R Std Only	Chrome-Moly; 8.6900" O.A.L.
QTY	ROCKER PARTS	YEARS	PART NO.	DESCRIPTION
6	Arm Assy.	78	R-870 Std Only	Loc. L.H.; Incl. arm & retainer; Stamped steel
6	Arm	78	R-870W Std Only	Loc. L.H.; Stamped steel
6	Retainer	78	MR-1829 Std Only	Loc. L.H.
QTY	VALVE SPRING	YEARS	PART NO.	DESCRIPTION
12	Spring	78	VS-744 Std Only	2.0200" Free Height
QTY	VALVE SEAL	YEARS	PART NO.	DESCRIPTION
6	Valve Stem Seal	78	ST-2001 Std Only	Loc. Exh.; Positive type; Installation requires valve guide machining; (RBBTF) Rubber/PTFE
6	Valve Stem Seal	78	ST-2001 Std Only	Loc. Int.; Positive type; Installation requires valve guide machining; (RBBTF) Rubber/PTFE
6	Valve Stem Seal Bulk	78	ST-2001BC Std Only	Loc. Exh.; Positive type; Installation requires valve guide machining; Carton of 100; (RBBTF) Rubber/PTFE
6	Valve Stem Seal Bulk	78	ST-2001BC Std Only	Loc. Int.; Positive type; Installation requires valve guide machining; Carton of 100; (RBBTF) Rubber/PTFE
QTY	VALVE SEAT	YEARS	PART NO.	DESCRIPTION
6	Seat	78	245-1500-1 Std Only	Loc. Exh.; 1.5045" OD, 1.2500" ID, 0.2160" Depth
6	Seat	78	245-1500-1N Std Only	Loc. Exh.; Premium Material; 1.5045" OD, 1.2500" ID, 0.2160" Depth
6	Seat	78	245-1750-1N Std Only	Loc. Int.; Premium Material; 1.7555" OD, 1.5000" ID, 0.2480" Depth
6	Seat	78	245-1750-1 Std Only	VINTAGE; Loc. Int.; 1.7555" OD, 1.5000" ID, 0.2480" Depth
QTY	VALVE, MISC	YEARS	PART NO.	DESCRIPTION
24	Keeper	78	VK-115A Std Only	1 groove; Square cut key groove; Carton pack 24
24	Keeper	78	VK-115 Std Only	1 groove; Square cut key groove; Carton pack 32
24	Keeper	78	VK-115R Std Only	1 groove; Square cut key groove; Hardened
24	Keeper, Bulk	78	VK-115B Std Only	1 groove; Square cut key groove; Carton of 1000
12	Spring Insert	78	259-201B Std Only	.030"; Carton of 100
12	Spring Insert	78	259-201A Std Only	.060"; Carton of 100
12	Spring Insert	78	259-201ARS Std Only	.060"; Carton of 500
QTY	PISTON	YEARS	PART NO.	DESCRIPTION
6	Cast Piston	78	H521ACP Std-20-30-40-60	Not O.E. duplicate Wt.; Use in sets only; Hypereutectic; 0.9393" Pin Dia.; 2 Rings 5/64 Groove, 1 Ring 3/16 Groove, 1.800 CD, .255 dish; DUROSHIELD® skirt coated piston
6	Cast Piston - Individual	78	WH521ACP Std-20-30-40-60	Not O.E. duplicate Wt.; Use in sets only; Hypereutectic; 0.9393" Pin Dia.; 2 Rings 5/64 Groove, 1 Ring 3/16 Groove, 1.800 CD, .255 dish; DUROSHIELD® skirt coated piston
QTY	RINGS	YEARS	PART NO.	DESCRIPTION
1	Premium Set	78	E-434K Std-30-40	2-5/64, 1-3/16; Premium Moly
QTY	ENGINE BEARINGS	YEARS	PART NO.	DESCRIPTION
1	Main Set	78	7144MA Std-10-20-30-40	A-Series aluminum bearings
1	Main Set	78	7150MA 10 10-20	A-Series aluminum bearings; .020" O/S length flange brg.
1	Rod Set	78	6-3755A Std-10-20-30-40	A-Series aluminum bearings; .659" O.A.L.
1	Rod Set	78	6-3755A 10X2 10X2	A-Series aluminum bearings; Use in .002" O/S Rod Bore; .659" O.A.L.
6	Rod Pair	78	3755A Std-1-10-20-30	A-Series aluminum bearings; .659" O.A.L.

(continued on next page)

GM Car (Incl. Buick, Cad., Chev., Olds., Pontiac)

101 231 3.8L (3791cc) OHV V6 (12 Valve) (Buick), 3.8" Bore (GMC Eng.), 2 Bbl. Turbo "VIN G" 1978
(cont.)

BLOCK	QTY	ENGINE BEARINGS	YEARS	PART NO.	DESCRIPTION	BLOCK
	1	(cont.) Cam Set	78	1462M Std Only	w/14 bolt oil pan; Babbitt material	
	1	OIL PUMP	YEARS	PART NO.	DESCRIPTION	
	1	Pump Repair Kit	78	224-51382	Buick Regal Sport	
	1	Pump Repair Kit	78	224-518	Gear type	
	1	Pump Repair Kit	78	224-518V	High Volume; Installation may require timing cover removal	
	1	Pump Repair Kit	78	224-518TP	Thrust plate kit; Provides new wear surface for scored or worn housing cover; Contains necessary screws, gskts. and instructions	
	1	Screen Assy.	78	224-128	2nd Design; w/5.25" deep oil pan; For 5-1/4" deep oil pan	
	1	GASKETS	YEARS	PART NO.	DESCRIPTION	
	1	Kit Gasket Set	78	260-1032	Int. manifold gskt. not incl.; Turbo mtg. gskts. not incl.; Premium valve stem seals incl.	
	1	FREEZE PLUGS	YEARS	PART NO.	DESCRIPTION	
	1	Brass Block Plug Kit	78	381-8035		
	1	Steel Block Plug Kit	78	381-4023		
	1	Brass Deep Cup Freeze Plug	78	381-9007	1.125" Diameter	
	1	Brass Deep Cup Freeze Plug	78	381-9002	1.500" Diameter, 0.375" Height	
	1	Steel Deep Cup Freeze Plug	78	381-3025	1.125" Diameter	
	1	Steel Deep Cup Freeze Plug	78	381-3133	1.500" Diameter, 0.375" Height	
	1	Steel Deep Cup Freeze Plug	78	381-3054	19/32" Diameter	
	1	Steel Shallow Cup Freeze Plug	78	381-2172	1.922" Diameter	

102 235 3.8L (3852cc) OHV L6 (12 Valve) (Chevrolet), 3.5625" Bore (GMC Eng.), 1 Bbl. 1962-1950

VALVE TRAIN	QTY	TIMING	YEARS	PART NO.	DESCRIPTION	VALVE TRAIN
	1	Crank Gear	62-53	221-2537	27 Teeth	
	1	Cam Gear	62-53	221-2500	VINTAGE; Silent type; 54 Teeth	
	1	Cam Gear	52-50	221-2500	VINTAGE; Fiber; Silent type; 54 Teeth	
	1	CAMSHAFT/LIFTER	YEARS	PART NO.	DESCRIPTION	
	1	Camshaft	55-54	CS-251	VINTAGE; w/o Powerglide trans.; Mechanical, (050) Duration at .050 Lobe Lift, 170 Exh., 168 Int.	
	1	Camshaft	53	CS-338	VINTAGE; w/o Powerglide trans.; Mechanical, (050) Duration at .050 Lobe Lift	
	1	Prelube		55-403 Std Only	1.5 oz. packet	
	1	Prelube		55-400 Std Only	4 oz. bottle; 1.5 oz. packet No. 55-403 also avail.	
	12	Lifter	62-56	HT-761 Std Only	VINTAGE; Hyd.	
	12	Lifter	55-53	AT-887 Std Only	VINTAGE; w/o Powerglide trans.; Mech.	
	12	Lifter	55-53	HT-761 Std Only	VINTAGE; w/Powerglide trans.; Hyd.	
	12	PUSH ROD	YEARS	PART NO.	DESCRIPTION	
	12	Push Rod	62-56	RP-3020 Std Only	VINTAGE; 11.4740" O.A.L.	
	12	Push Rod	55-53	RP-3018 Std Only	VINTAGE; w/o Powerglide trans.; 10.8190" O.A.L.	
	12	Push Rod	55-53	RP-3020 Std Only	VINTAGE; w/Powerglide trans.; 11.4740" O.A.L.	
	6	VALVE	YEARS	PART NO.	DESCRIPTION	
	6	Exhaust	62-53	V-1888X Std Only	Chrome plated stem; Stellite face; 1.5000" Head Dia., 0.3412" Stem Dia., 4.9230" O.A.L.	
	6	Exhaust	62-53	V-1199 Std-3-5-15-30	VINTAGE; 1.5000" Head Dia., 0.3415" Stem Dia., 4.9280" O.A.L.	
	6	Exhaust, Bulk	62-53	V-1199B Std Only	VINTAGE; Carton of 25; 1.5000" Head Dia., 0.3415" Stem Dia., 4.9280" O.A.L.	
	6	Intake	62-54	V-1076 Std Only	VINTAGE; 1.8750" Head Dia., 0.3415" Stem Dia., 6.3910" O.A.L.	
	6	Intake	53	V-958 Std Only	VINTAGE; w/o Powerglide trans.; 1.6410" Head Dia., 0.3412" Stem Dia., 6.2830" O.A.L.	
	6	Intake	53	V-1076 Std Only	VINTAGE; w/Powerglide trans.; 1.8750" Head Dia., 0.3415" Stem Dia., 6.3910" O.A.L.	
	6	VALVE GUIDE	YEARS	PART NO.	DESCRIPTION	
	6	Guide	62-53	VG-350 Std Only	VINTAGE; Loc. Exh.; 0.3435" ID, 2.4400" O.A.L	
	6	Guide	62-53	VG-473 Std Only	VINTAGE; Loc. Int.; 0.3435" ID, 3.3400" O.A.L	
	12	VALVE SPRING	YEARS	PART NO.	DESCRIPTION	
	12	Spring	62-59	VS-534 Std Only	VINTAGE; 2.1600" Free Height	
	12	Spring	58-53	VS-424 Std Only	VINTAGE; 2.2500" Free Height	
	12	VALVE SEAL	YEARS	PART NO.	DESCRIPTION	
	12	Valve Stem Seal	62-53	MV-1233C Std Only	O-Ring; (RBB) Rubber	
	12	Valve Stem Seal	62-53	ST-2001 Std Only	Positive type; Installation requires valve guide machining; (RBBTF) Rubber/PTFE	
	12	Valve Stem Seal Bulk	62-53	MV-1233 Std Only	O-Ring; Carton of 100; (RBB) Rubber	
	12	Valve Stem Seal Bulk	62-53	ST-2001BC Std Only	Positive type; Installation requires valve guide machining; Carton of 100; (RBBTF) Rubber/PTFE	

(continued on next page)

GM Car (Incl. Buick, Cad., Chev., Olds., Pontiac)

235 3.8L (3852cc) OHV L6 (12 Valve) (Chevrolet), 3.5625" Bore (GMC Eng.), 1 Bbl. 1962-1950 102
(cont.)

QTY	VALVE SEAT	YEARS	PART NO.	DESCRIPTION
6	Seat	62-53	245-1562-2 Std Only	Loc. Exh.; 1.5675" OD, 1.3125" ID, 0.2480" Depth
6	Seat	62-53	245-1562-2N Std Only	Loc. Exh.; Premium Material; 1.5675" OD, 1.3125" ID, 0.2480" Depth
QTY	VALVE, MISC	YEARS	PART NO.	DESCRIPTION
24	Keeper	62-53	VK-115A Std Only	1 groove; Square cut key groove; Carton pack 24
24	Keeper	62-53	VK-115 Std Only	1 groove; Square cut key groove; Carton pack 32
24	Keeper	62-53	VK-115R Std Only	1 groove; Square cut key groove; Hardened
24	Keeper, Bulk	62-53	VK-115B Std Only	1 groove; Square cut key groove; Carton of 1000
12	Spring Insert	62-53	259-200A Std Only	.060"; Carton of 100
12	Spring Insert	62-53	259-200B Std Only	VINTAGE; .030"; Carton of 100
QTY	PISTON	YEARS	PART NO.	DESCRIPTION
6	Cast Piston	62-53	1009P Std-20-30-40-60-80	VINTAGE; Use w/E-237KC or E-237X ring set; Cast; .865" Pin Dia.; 2 Rings 3/32 Groove, 1 Ring 3/16 Groove, 2.062 CD, Flat Head
6	Cast Piston - Individual	62-53	W1009P Std-20-30-40-60-80	VINTAGE; Use w/WE-237KC or WE-237X ring set; Cast; .865" Pin Dia.; 2 Rings 3/32 Groove, 1 Ring 3/16 Groove, 2.062 CD, Flat Head
12	Pin Bushing	53	9559X	VINTAGE; 2 req'd. per rod
QTY	RINGS	YEARS	PART NO.	DESCRIPTION
1	Premium Set	62-54	E-237KC Std-20-30-40-60	VINTAGE; 2-3/32, 1-3/16; Premium Chrome
1	Premium Set	53	E-237KC Std-20-30-40-60	VINTAGE; w/Powerglide trans.; 2-3/32, 1-3/16; Premium Chrome
1	Standard Set	62-54	E-237X Std-20-30-40-60-80	VINTAGE; 2-3/32, 1-3/16; Iron
1	Standard Set	53	E-135X Std-30	VINTAGE; w/o Powerglide trans.; 1-3/32, 1-1/8, 1-3/16; Iron
1	Standard Set	53	E-237X Std-20-30-40-60-80	VINTAGE; w/Powerglide trans.; 2-3/32, 1-3/16; Iron
QTY	ENGINE BEARINGS	YEARS	PART NO.	DESCRIPTION
1	Main Set	62-56	960M Std-10-20-30-40-50-60	VINTAGE; Use w/FSM-124S shim set
1	Main Set	55-54	853M Std-10-20-30-40	VINTAGE; Use w/FSM-124S shim set
1	Main Set	53	648M Std-10-20-30	VINTAGE; w/o Powerglide trans.; Use w/FSM-105S shim set
1	Main Set	53	853M Std-10-20-30-40	VINTAGE; w/Powerglide trans.; Use w/FSM-124S shim set
1	Rod Set	62-54	6-1950CP Std-10-20-30-40-50	VINTAGE; 6-1950CA 60 avail. as unplated & resizeable
1	Rod Set	62-54	6-1950CA 60 60	VINTAGE; Unplated & resizeable
1	Rod Set	53	6-1950CP Std-10-20-30-40-50	VINTAGE; w/Powerglide trans.; 6-1950CA 60 avail. as unplated & resizeable
1	Rod Set	53	6-1950CA 60 60	VINTAGE; w/Powerglide trans.; Unplated & resizeable
6	Rod Pair	62-54	1950CP Std-10-20-30-40	VINTAGE
6	Rod Pair	53	1415SB 10 10-20	VINTAGE; w/M/T; Insert type rod brg. for 18R rod forgings that have been converted from babbitted to insert type; Use w/FSM-104S shim set
6	Rod Pair	53	1950CP Std-10-20-30-40	VINTAGE; w/Powerglide trans.
1	Shim Set	62-53	FSM-124S	VINTAGE; Use w/853M Main Set; Use w/960M Main Set
1	Shim Set	53	FSM-104S	VINTAGE; Use w/1415SB Rod Brg.
1	Shim Set	53	FSM-105S	VINTAGE; Use w/648M Main Set
1	Cam Set	62-54	1170M Std Only	VINTAGE; w/Large dia. brgs.
1	Cam Set	54-53	1094M Std Only	VINTAGE; w/small dia. brgs.
QTY	OIL PUMP	YEARS	PART NO.	DESCRIPTION
1	Oil Pump	62-55	224-4141	VINTAGE
1	Oil Pump	54	224-4142	VINTAGE; w/o Powerglide trans.
1	Oil Pump	53	224-4140	VINTAGE; w/o Powerglide trans.
1	Oil Pump	53	224-4142	VINTAGE; w/Powerglide trans.
QTY	GASKETS	YEARS	PART NO.	DESCRIPTION
1	Kit Gasket Set	62-53	260-1569	VINTAGE

235 3.8L (3852cc) OHV L6 (12 Valve) (Chevrolet), 3.5625" Bore (GMC Eng.), 3-1 Bbl. 1955-1953 103

QTY	TIMING	YEARS	PART NO.	DESCRIPTION
1	Crank Gear	55-53	221-2537	27 Teeth
1	Cam Gear	55-53	221-2500	VINTAGE; Silent type; 54 Teeth
QTY	CAMSHAFT/LIFTER	YEARS	PART NO.	DESCRIPTION
1	Camshaft	55-54	CS-251	VINTAGE; w/o Powerglide trans.; Mechanical, (050) Duration at .050 Lobe Lift, 170 Exh., 168 Int.
1	Camshaft	53	CS-338	VINTAGE; w/o Powerglide trans.; Mechanical, (050) Duration at .050 Lobe Lift
1	Prelube		55-403 Std Only	1.5 oz. packet
1	Prelube		55-400 Std Only	4 oz. bottle; 1.5 oz. packet No. 55-403 also avail.
12	Lifter	55-53	AT-887 Std Only	VINTAGE; w/o Powerglide trans.; Mech.
12	Lifter	55-53	HT-761 Std Only	VINTAGE; w/Powerglide trans.; Hyd.
QTY	PUSH ROD	YEARS	PART NO.	DESCRIPTION
12	Push Rod	55-53	RP-3018 Std Only	VINTAGE; w/o Powerglide trans.; 10.8190" O.A.L.

(continued on next page)

GM Car (Incl. Buick, Cad., Chev., Olds., Pontiac)

103 235 3.8L (3852cc) OHV L6 (12 Valve) (Chevrolet), 3.5625" Bore (GMC Eng.), 3-1 Bbl. 1955-1953
(cont.)

QTY	PUSH ROD (cont.)	YEARS	PART NO.	DESCRIPTION
12	Push Rod	55-53	RP-3020 Std Only	VINTAGE; w/Powerglide trans.; 11.4740" O.A.L.
6	VALVE Exhaust	55-53	V-1888X Std Only	DESCRIPTION Chrome plated stem; Stellite face; 1.5000" Head Dia., 0.3412" Stem Dia., 4.9230" O.A.L.
6	Exhaust	55-53	V-1199 Std-3-5-15-30	VINTAGE; 1.5000" Head Dia., 0.3415" Stem Dia., 4.9280" O.A.L.
6	Exhaust, Bulk	55-53	V-1199B Std Only	VINTAGE; Carton of 25; 1.5000" Head Dia., 0.3415" Stem Dia., 4.9280" O.A.L.
6	Intake	55-54	V-1076 Std Only	VINTAGE; 1.8750" Head Dia., 0.3415" Stem Dia., 6.3910" O.A.L.
6	Intake	53	V-958 Std Only	VINTAGE; w/o Powerglide trans.; 1.6410" Head Dia., 0.3412" Stem Dia., 6.2830" O.A.L.
6	Intake	53	V-1076 Std Only	VINTAGE; w/Powerglide trans.; 1.8750" Head Dia., 0.3415" Stem Dia., 6.3910" O.A.L.
6	VALVE GUIDE Guide	55-53	VG-350 Std Only	DESCRIPTION VINTAGE; Loc. Exh.; 0.3435" ID, 2.4400" O.A.L
6	Guide	55-53	VG-473 Std Only	VINTAGE; Loc. Int.; 0.3435" ID, 3.3400" O.A.L
12	VALVE SPRING Spring	55-53	VS-424 Std Only	DESCRIPTION VINTAGE; 2.2500" Free Height
12	VALVE SEAL Valve Stem Seal	55-53	MV-1233C Std Only	DESCRIPTION O-Ring; (RBB) Rubber
12	Valve Stem Seal	55-53	ST-2001 Std Only	Positive type; Installation requires valve guide machining; (RBBTF) Rubber/PTFE
12	Valve Stem Seal Bulk	55-53	MV-1233 Std Only	O-Ring; Carton of 100; (RBB) Rubber
12	Valve Stem Seal Bulk	55-53	ST-2001BC Std Only	Positive type; Installation requires valve guide machining; Carton of 100; (RBBTF) Rubber/PTFE
6	VALVE SEAT Seat	55-53	245-1562-2 Std Only	DESCRIPTION Loc. Exh.; 1.5675" OD, 1.3125" ID, 0.2480" Depth
6	Seat	55-53	245-1562-2N Std Only	Loc. Exh.; Premium Material; 1.5675" OD, 1.3125" ID, 0.2480" Depth
24	VALVE, MISC Keeper	55-53	VK-115A Std Only	DESCRIPTION 1 groove; Square cut key groove; Carton pack 24
24	Keeper	55-53	VK-115 Std Only	1 groove; Square cut key groove; Carton pack 32
24	Keeper	55-53	VK-115R Std Only	1 groove; Square cut key groove; Hardened
24	Keeper, Bulk	55-53	VK-115B Std Only	1 groove; Square cut key groove; Carton of 1000
12	Spring Insert	55-53	259-200A Std Only	.060"; Carton of 100
12	Spring Insert	55-53	259-200B Std Only	VINTAGE; .030"; Carton of 100
6	PISTON Cast Piston	55-53	1009P Std-20-30-40-60-80	DESCRIPTION VINTAGE; Use w/E-237KC or E-237X ring set; Cast; .865" Pin Dia.; 2 Rings 3/32 Groove, 1 Ring 3/16 Groove, 2.062 CD, Flat Head
6	Cast Piston - Individual	55-53	W1009P Std-20-30-40-60-80	VINTAGE; Use w/WE-237KC or WE-237X ring set; Cast; .865" Pin Dia.; 2 Rings 3/32 Groove, 1 Ring 3/16 Groove, 2.062 CD, Flat Head
12	Pin Bushing	53	9559X	VINTAGE; 2 req'd. per rod
1	RINGS Premium Set	55-54	E-237KC Std-20-30-40-60	DESCRIPTION VINTAGE; 2-3/32, 1-3/16; Premium Chrome
1	Premium Set	53	E-237KC Std-20-30-40-60	VINTAGE; w/Powerglide trans.; 2-3/32, 1-3/16; Premium Chrome
1	Standard Set	55-54	E-237X Std-20-30-40-60-80	VINTAGE; 2-3/32, 1-3/16; Iron
1	Standard Set	53	E-135X Std-30	VINTAGE; w/o Powerglide trans.; 1-3/32, 1-1/8, 1-3/16; Iron
1	Standard Set	53	E-237X Std-20-30-40-60-80	VINTAGE; w/Powerglide trans.; 2-3/32, 1-3/16; Iron
1	ENGINE BEARINGS Main Set	55-54	853M Std-10-20-30-40	DESCRIPTION VINTAGE; Use w/FSM-124S shim set
1	Main Set	53	648M Std-10-20-30	VINTAGE; w/o Powerglide trans.; Use w/FSM-105S shim set
1	Main Set	53	853M Std-10-20-30-40	VINTAGE; w/Powerglide trans.; Use w/FSM-124S shim set
1	Rod Set	55-54	6-1950CP Std-10-20-30-40-50	VINTAGE; 6-1950CA 60 avail. as unplated & resizeable
1	Rod Set	55-54	6-1950CA 60 60	VINTAGE; Unplated & resizeable
1	Rod Set	53	6-1950CP Std-10-20-30-40-50	VINTAGE; w/Powerglide trans.; 6-1950CA 60 avail. as unplated & resizeable
1	Rod Set	53	6-1950CA 60 60	VINTAGE; w/Powerglide trans.; Unplated & resizeable
6	Rod Pair	55-54	1950CP Std-10-20-30-40	VINTAGE
6	Rod Pair	53	1415SB 10 10-20	VINTAGE; w/M/T; Insert type rod brg. for 18R rod forgings that have been converted from babbitted to insert type; Use w/FSM-104S shim set
6	Rod Pair	53	1950CP Std-10-20-30-40	VINTAGE; w/Powerglide trans.
1	Shim Set	55-53	FSM-124S	VINTAGE; Use w/853M Main Set; Use w/960M Main Set
1	Shim Set	53	FSM-104S	VINTAGE; Use w/1415SB Rod Brg.

(continued on next page)

GM Car (Incl. Buick, Cad., Chev., Olds., Pontiac)

235 3.8L (3852cc) OHV L6 (12 Valve) (Chevrolet), 3.5625" Bore (GMC Eng.), 3-1 Bbl. 1955-1953 103
(cont.)

BLOCK	ENGINE BEARINGS				BLOCK
	QTY	(cont.)	YEARS	PART NO.	
	1	Shim Set	53	FSM-105S	VINTAGE; Use w/648M Main Set
	1	Cam Set	55-54	1170M Std Only	VINTAGE; w/Large dia. brgs.
	1	Cam Set	54-53	1094M Std Only	VINTAGE; w/small dia. brgs.
OIL PUMP					
	1	Oil Pump	55	224-4141	VINTAGE
	1	Oil Pump	54	224-4142	VINTAGE; w/o Powerglide trans.
	1	Oil Pump	53	224-4140	VINTAGE; w/o Powerglide trans.
	1	Oil Pump	53	224-4142	VINTAGE; w/Powerglide trans.
GASKETS					
	1	Kit Gasket Set	55-53	260-1569	VINTAGE

250 4.1L (4098cc) OHV L6 (12 Valve) (Chevrolet), 3.875" Bore (GMC Eng.), 1 Bbl. "VIN D" 1979-1972 104

VALVE TRAIN	TIMING				VALVE TRAIN
	QTY		YEARS	PART NO.	
	1	Gear Set	79-77	221-2540S	(1) 221-2526; (1) 221-2541
	1	Gear Set	79-77	221-2528S	Engs. w/intake manifold and cyl. head cast separate; (1) 221-2526; (1) 221-2527
	1	Gear Set	76	221-2540S	Late 1976; w/Integral cyl. head; (1) 221-2526; (1) 221-2541
	1	Gear Set	76-75	221-2525S	VINTAGE; w/o Integral cyl. head; Cam gear stamped "14"; Crank gear stamped "71"; (1) 221-2524; (1) 221-2537
	1	Gear Set	76-75	221-2528S	w/o Integral cyl. head; Cam gear stamped "20"; Crank gear stamped "20"; (1) 221-2526; (1) 221-2527
	1	Gear Set	74-72	221-2525S	VINTAGE; (1) 221-2524; (1) 221-2537
	1	Crank Gear	79-77	221-2537	Cam gear stamped "14"; Crank gear stamped "GM71"; 27 Teeth
	1	Crank Gear	79-77	221-2527	Engs. w/intake manifold and cyl. head cast separate; 27 Teeth
	1	Crank Gear	76-75	221-2537	w/integral int. manifold; w/"GM71" stamped on gear face; 27 Teeth
	1	Crank Gear	76-75	221-2527	w/o integral int. manifold; w/"GM20" stamped on gear face; 27 Teeth
	1	Crank Gear	75-72	221-2537	27 Teeth
	1	Crank Gear	75	221-2537	Chevrolet Camaro Base, LT, RS, Caprice Classic, Classic Sport, Estate Wagon, Estate Base, Impala Base, Custom, Sport, Malibu Base, Classic, Classic Estate, Nova Base, Custom, LN, Police; L/D; Engs. w/intake manifold cast as an integral part of cyl. head; 27 Teeth
	1	Cam Gear	79-77	221-2526	Alum.; 54 Teeth
	1	Cam Gear	76	221-2526	From Late 1976; w/"20" stamped on gear face; Alum.; 54 Teeth
	1	Cam Gear	75	221-2526	w/o integral int. manifold; Alum.; 54 Teeth
CAMSHAFT/LIFTER					
	1	Camshaft	79-77	CS-677	Hydraulic, (050) Duration at .050 Lobe Lift, 194 Exh., 172 Int., 102 Degrees Lobe Separation
	1	Camshaft	76-75	CS-677	w/Integral cyl. head; Hydraulic, (050) Duration at .050 Lobe Lift, 194 Exh., 172 Int., 102 Degrees Lobe Separation
	1	Camshaft	76-75	CS-633	w/o Integral cyl. head; Hydraulic, (050) Duration at .050 Lobe Lift, 172 Exh., 172 Int., 105 Degrees Lobe Separation
	1	Camshaft	74-72	CS-633	Hydraulic, (050) Duration at .050 Lobe Lift, 172 Exh., 172 Int., 105 Degrees Lobe Separation
	1	Prelube		55-403 Std Only	1.5 oz. packet
	1	Prelube		55-400 Std Only	4 oz. bottle; 1.5 oz. packet No. 55-403 also avail.
	12	Lifter	79-72	HT-817 Std Only	Hyd.
	12	Lifter, Bulk	79-72	HT-817B Std Only	Hyd.; Carton of 128
CAM KIT					
	1	Cam/Lifter Kit	79-77	KC-677	Hyd.; (1) 55-403B; (1) CS-677; (12) HT-817
	1	Cam/Lifter Kit	76-75	KC-677	w/Integral cyl. head; Hyd.; (1) 55-403B; (1) CS-677; (12) HT-817
	1	Cam/Lifter Kit	76-75	KC-633	w/o Integral cyl. head; Hyd.; (1) 55-403B; (1) CS-633; (12) HT-817
	1	Cam/Lifter Kit	74-72	KC-633	Hyd.; (1) 55-403B; (1) CS-633; (12) HT-817
	1	Cam/Lifter/Timing Kit	79-77	KCT-677C	Hyd.; (1) 221-2540S; (1) 55-403B; (1) CS-677; (12) HT-817
	1	Cam/Lifter/Timing Kit	76	KCT-677C	Late 1976; w/Integral cyl. head; Hyd.; (1) 221-2540S; (1) 55-403B; (1) CS-677; (12) HT-817
PUSH ROD					
	12	Push Rod	79-72	RP-3180 Std Only	9.6800" O.A.L.
	12	Push Rod	79-72	RP-3214R Std Only	Chrome-Moly; 9.6800" O.A.L.
	12	Push Rod, Bulk	79-72	BRP-3180 Std Only	Carton of 100; 9.6800" O.A.L.

(continued on next page)

GM Car (Incl. Buick, Cad., Chev., Olds., Pontiac)

104 250 4.1L (4098cc) OHV L6 (12 Valve) (Chevrolet), 3.875" Bore (GMC Eng.), 1 Bbl. "VIN D" 1979-1972
(cont.)

QTY	ROCKER PARTS	YEARS	PART NO.	DESCRIPTION
12	Arm Assy.	79-72	R-832 Std Only	Incl. arm, ball & nut
12	Arm Assy., Bulk	79-72	R-832B Std Only	Incl. arm, ball & nut; Carton of 64
12	Arm	79-72	R-832A Std Only	
12	Rocker Arm Ball	79-72	MR-1780 Std Only	
12	Nut	79-72	MR-1751 Std Only	Self-locking, 3/8" x 24 threads
12	Stud	79-72	MR-1752 Std Only	.003" O/S; 3/8" x 24 x 2.495"
12	Stud	79-72	MR-1949 Std Only	.372" x 24 x 2.495"
QTY	VALVE	YEARS	PART NO.	DESCRIPTION
6	Exhaust	79-72	V-1904 Std-3-15-30	Chrome plated stem; 1.5000" Head Dia., 0.3414" Stem Dia., 4.9280" O.A.L.
6	Exhaust	79-72	V-1888X Std Only	Chrome plated stem; Stellite face; 1.5000" Head Dia., 0.3412" Stem Dia., 4.9230" O.A.L.
6	Exhaust, Bulk	79-72	V-1904B Std-15	Chrome plated stem; Carton of 25; 1.5000" Head Dia., 0.3414" Stem Dia., 4.9280" O.A.L.
6	Intake	79-72	V-1927 Std-15	Chrome plated stem; 1.7200" Head Dia., 0.3413" Stem Dia., 4.9170" O.A.L.
6	Intake, Bulk	79-72	V-1927B Std Only	Chrome plated stem; Carton of 25; 1.7200" Head Dia., 0.3413" Stem Dia., 4.9170" O.A.L.
QTY	VALVE GUIDE	YEARS	PART NO.	DESCRIPTION
6	Guide	74-72	VG-5038 Std Only	Loc. Int.; 0.3430" ID, 2.1200" O.A.L.
6	Guide, Bulk	74-72	VG-5038B Std Only	Loc. Int.; Carton of 50; 0.3430" ID, 2.1200" O.A.L.
QTY	VALVE SPRING	YEARS	PART NO.	DESCRIPTION
6	Spring	79-77	VS-521 Std Only	Loc. Exh.; Incl. damper; 2.1090" Free Height
6	Spring	79-77	VS-521 Std Only	Loc. Int.; Incl. damper; 2.1090" Free Height
6	Spring	76-75	VS-521 Std Only	Loc. Exh.; w/Integral cyl. head; Incl. damper; 2.1090" Free Height
6	Spring	76-75	VS-521 Std Only	Loc. Int.; w/Integral cyl. head; Incl. damper; 2.1090" Free Height
6	Spring	76-75	VS-653 Std Only	VINTAGE; Loc. Exh.; w/o Integral cyl. head; 1.9000" Free Height
6	Spring	76-75	VS-653 Std Only	VINTAGE; Loc. Int.; w/o Integral cyl. head; 1.9000" Free Height
6	Spring	74-72	VS-653 Std Only	VINTAGE; Loc. Exh.; 1.9000" Free Height
6	Spring	74-72	VS-653 Std Only	VINTAGE; Loc. Int.; 1.9000" Free Height
QTY	VALVE SEAL	YEARS	PART NO.	DESCRIPTION
12	Valve Stem Seal	79-72	MV-1233C Std Only	O-Ring; (RBB) Rubber
12	Valve Stem Seal	79-75	ST-2092 Std Only	Positive type, Metal Clad; (RBB) Rubber
12	Valve Stem Seal	79-75	ST-2003 Std Only	Positive type; Installation requires valve guide machining; (RBB) Rubber
12	Valve Stem Seal	74-72	ST-2001 Std Only	Use w/O.E. guide; Positive type; Installation requires valve guide machining; (RBBTF) Rubber/PTFE
12	Valve Stem Seal	74-72	MV-1903 Std Only	Use w/VG-5038 repair guide; Positive type; (RBB) Rubber
12	Valve Stem Seal Bulk	79-72	MV-1233 Std Only	O-Ring; Carton of 100; (RBB) Rubber
12	Valve Stem Seal Bulk	79-75	ST-2003BC Std Only	Positive type; Installation requires valve guide machining; Carton of 100; (RBB) Rubber
12	Valve Stem Seal Bulk	74-72	ST-2001BC Std Only	Use w/O.E. guide; Positive type; Installation requires valve guide machining; Carton of 100; (RBBTF) Rubber/PTFE
QTY	VALVE SEAT	YEARS	PART NO.	DESCRIPTION
6	Seat	79-72	245-1562-2 Std Only	Loc. Exh.; 1.5675" OD, 1.3125" ID, 0.2480" Depth
6	Seat	79-72	245-1562-2N Std Only	Loc. Exh.; Premium Material; 1.5675" OD, 1.3125" ID, 0.2480" Depth
6	Seat	74-72	245-1812-4 Std Only	Loc. Int.; 1.8175" OD, 1.5625" ID, 0.2160" Depth
6	Seat	74-72	245-1812-4N Std Only	Loc. Int.; Premium Material; 1.8175" OD, 1.5625" ID, 0.2160" Depth
QTY	VALVE, MISC	YEARS	PART NO.	DESCRIPTION
24	Keeper	79-72	VK-115A Std Only	1 groove; Square cut key groove; Carton pack 24
24	Keeper	79-72	VK-115 Std Only	1 groove; Square cut key groove; Carton pack 32
24	Keeper	79-72	VK-115R Std Only	1 groove; Square cut key groove; Hardened
24	Keeper, Bulk	79-72	VK-115B Std Only	1 groove; Square cut key groove; Carton of 1000
12	Spring Insert	79-72	259-203C Std Only	.015"; Carton of 100
12	Spring Insert	79-72	259-203B Std Only	.030"; Carton of 100
12	Spring Insert	79-72	259-203BRS Std Only	.030"; Carton of 500
12	Spring Insert	79-72	259-203A Std Only	.060"; Carton of 100
12	Spring Insert	79-72	259-203ARS Std Only	.060"; Carton of 500
6	Rotocap	74-72	RC-157S Std Only	Loc. Exh.
QTY	PISTON	YEARS	PART NO.	DESCRIPTION
6	Cast Piston	79-72	599P Std-30-40-60	VINTAGE; Use w/E-234K or E-234X ring set; Cast; .9275" Pin Dia.; 2 Rings 5/64 Groove, 1 Ring 3/16 Groove, 1.640 CD, Recessed Head .115 deep.

VALVE TRAIN

VALVE TRAIN

(continued on next page)

GM Car (Incl. Buick, Cad., Chev., Olds., Pontiac)

250 4.1L (4098cc) OHV L6 (12 Valve) (Chevrolet), 3.875" Bore (GMC Eng.), 1 Bbl. "VIN D" 1979-1972 104
(cont.)

QTY	PISTON (cont.)	YEARS	PART NO.	DESCRIPTION
6	Cast Piston	79-72	599P 40 Std-30-40-60	VINTAGE; Use w/E-234K or E-234X ring set; Cast; .9275" Pin Dia.; 2 Rings 5/64 Groove, 1 Ring 3/16 Groove, 1.640 CD, Recessed Head .115 deep.
6	Cast Piston - Individual	79-72	W599P Std-30-40-60	VINTAGE; Use w/WE-234K or WE-234X ring set; Cast; .9275" Pin Dia.; 2 Rings 5/64 Groove, 1 Ring 3/16 Groove, 1.640 CD, Recessed Head .115 deep.
6	Pin	79-72	P-2208 Std-3-5-0015	0.6200" Inside Dia., 0.9272" Outside Dia.
QTY	RINGS	YEARS	PART NO.	DESCRIPTION
1	Premium Set	79-72	E-234K Std-20-30-40-60	2-5/64, 1-3/16; Premium Moly
1	Standard Set	79-72	E-234X Std-20-30-40-60	2-5/64, 1-3/16; Iron
6	Premium Single Cylinder Set	79-72	WE-234K Std Only	2-5/64, 1-3/16; Premium Moly
6	Standard Single Cylinder Set	79-72	WE-234X Std-20	2-5/64, 1-3/16; Iron
QTY	SLEEVE	YEARS	PART NO.	DESCRIPTION
6	Repair Sleeve	79-72	SL-20Y Std Only	1/8" wall, must be cut to correct length
QTY	ENGINE BEARINGS	YEARS	PART NO.	DESCRIPTION
1	Main Set	79-72	4124MA Std-1-10-20-30-40-60	A-Series aluminum bearings
1	Rod Set	79-72	6-2020CP Std-10-20-30-40	6-2020CA 60 avail. as unplated & resizeable
1	Rod Set	79-72	6-2020CA 60 60	Unplated & resizeable
6	Rod Pair	79-72	2020CP Std-1-2-10-20-30-40-50	
1	Cam Set	79-72	1557M Std Only	
QTY	OIL PUMP	YEARS	PART NO.	DESCRIPTION
1	Oil Pump	79-72	224-4147	
1	Oil Pump	79-72	224-4157	High Volume, check pan for clearance
QTY	GASKETS	YEARS	PART NO.	DESCRIPTION
1	Kit Gasket Set	79-75	260-1019	VINTAGE; w/Integral cyl. head
1	Kit Gasket Set	79-72	260-1005	VINTAGE; w/Separate head & int. manifold
QTY	FREEZE PLUGS	YEARS	PART NO.	DESCRIPTION
1	Brass Block Plug Kit	79-72	381-8006	
1	Brass Deep Cup Freeze Plug	79-72	381-9001	VINTAGE; 1.625" Diameter
1	Brass Shallow Cup Freeze Plug	79-72	381-7066	2.000" Diameter
1	Steel Deep Cup Freeze Plug	79-72	381-3054	19/32" Diameter
1	Steel Shallow Cup Freeze Plug	79-72	381-2078	2.109" Diameter

250 4.1L (4098cc) OHV L6 (12 Valve) (Chevrolet), 3.875" Bore (GMC Eng.), 1 Bbl. "Eng. Code CAA" 105
1971-1970

QTY	TIMING	YEARS	PART NO.	DESCRIPTION
1	Gear Set	71-70	221-2525S	VINTAGE; (1) 221-2524; (1) 221-2537
1	Crank Gear	71-70	221-2537	27 Teeth
QTY	CAMSHAFT/LIFTER	YEARS	PART NO.	DESCRIPTION
1	Camshaft	71-70	CS-633	Hydraulic, (050) Duration at .050 Lobe Lift, 172 Exh., 172 Int., 105 Degrees Lobe Separation
1	Prelube		55-403 Std Only	1.5 oz. packet
1	Prelube		55-400 Std Only	4 oz. bottle; 1.5 oz. packet No. 55-403 also avail.
12	Lifter	71-70	HT-817 Std Only	Hyd.
12	Lifter, Bulk	71-70	HT-817B Std Only	Hyd.; Carton of 128
QTY	CAM KIT	YEARS	PART NO.	DESCRIPTION
1	Cam/Lifter Kit	71-70	KC-633	Hyd.; (1) 55-403B; (1) CS-633; (12) HT-817
QTY	PUSH ROD	YEARS	PART NO.	DESCRIPTION
12	Push Rod	71-70	RP-3180 Std Only	9.6800" O.A.L.
12	Push Rod	71-70	RP-3214R Std Only	Chrome-Moly; 9.6800" O.A.L.
12	Push Rod, Bulk	71-70	BRP-3180 Std Only	Carton of 100; 9.6800" O.A.L.
QTY	ROCKER PARTS	YEARS	PART NO.	DESCRIPTION
12	Arm Assy.	71-70	R-832 Std Only	Incl. arm, ball & nut
12	Arm Assy., Bulk	71-70	R-832B Std Only	Incl. arm, ball & nut; Carton of 64
12	Arm	71-70	R-832A Std Only	
12	Rocker Arm Ball	71-70	MR-1780 Std Only	
12	Nut	71-70	MR-1751 Std Only	Self-locking, 3/8" x 24 threads
12	Stud	71-70	MR-1752 Std Only	.003" O/S; 3/8" x 24 x 2.495"
12	Stud	71-70	MR-1949 Std Only	.372" x 24 x 2.495"
QTY	VALVE	YEARS	PART NO.	DESCRIPTION
6	Exhaust	71-70	V-1904 Std-3-15-30	Chrome plated stem; 1.5000" Head Dia., 0.3414" Stem Dia., 4.9280" O.A.L.
6	Exhaust	71-70	V-1888X Std Only	Chrome plated stem; Stellite face; 1.5000" Head Dia., 0.3412" Stem Dia., 4.9230" O.A.L.
6	Exhaust, Bulk	71-70	V-1904B Std-15	Chrome plated stem; Carton of 25; 1.5000" Head Dia., 0.3414" Stem Dia., 4.9280" O.A.L.

(continued on next page)

GM Car (Incl. Buick, Cad., Chev., Olds., Pontiac)

**105 250 4.1L (4098cc) OHV L6 (12 Valve) (Chevrolet), 3.875" Bore (GMC Eng.), 1 Bbl. "Eng. Code CAA"
(cont.) 1971-1970**

QTY	VALVE (cont.)	YEARS	PART NO.	DESCRIPTION
6	Intake	71-70	V-1927 Std-15	Chrome plated stem; 1.7200" Head Dia., 0.3413" Stem Dia., 4.9170" O.A.L.
6	Intake, Bulk	71-70	V-1927B Std Only	Chrome plated stem; Carton of 25; 1.7200" Head Dia., 0.3413" Stem Dia., 4.9170" O.A.L.
QTY	VALVE GUIDE	YEARS	PART NO.	DESCRIPTION
6	Guide	71-70	VG-5038 Std Only	Loc. Int.; 0.3430" ID, 2.1200" O.A.L
6	Guide, Bulk	71-70	VG-5038B Std Only	Loc. Int.; Carton of 50; 0.3430" ID, 2.1200" O.A.L
QTY	VALVE SPRING	YEARS	PART NO.	DESCRIPTION
6	Spring	71-70	VS-653 Std Only	VINTAGE; Loc. Exh.; 1.9000" Free Height
6	Spring	71-70	VS-653 Std Only	VINTAGE; Loc. Int.; 1.9000" Free Height
QTY	VALVE SEAL	YEARS	PART NO.	DESCRIPTION
12	Valve Stem Seal	71-70	MV-1233C Std Only	O-Ring; (RBB) Rubber
12	Valve Stem Seal	71-70	ST-2001 Std Only	Use w/O.E. guide; Positive type; Installation requires valve guide machining; (RBBTF) Rubber/PTFE
12	Valve Stem Seal	71-70	MV-1903 Std Only	Use w/VG-5038 repair guide; Positive type; (RBB) Rubber
12	Valve Stem Seal Bulk	71-70	MV-1233 Std Only	O-Ring; Carton of 100; (RBB) Rubber
12	Valve Stem Seal Bulk	71-70	ST-2001BC Std Only	Use w/O.E. guide; Positive type; Installation requires valve guide machining; Carton of 100; (RBBTF) Rubber/PTFE
QTY	VALVE SEAT	YEARS	PART NO.	DESCRIPTION
6	Seat	71-70	245-1562-2 Std Only	Loc. Exh.; 1.5675" OD, 1.3125" ID, 0.2480" Depth
6	Seat	71-70	245-1562-2N Std Only	Loc. Exh.; Premium Material; 1.5675" OD, 1.3125" ID, 0.2480" Depth
6	Seat	71-70	245-1812-4 Std Only	Loc. Int.; 1.8175" OD, 1.5625" ID, 0.2160" Depth
6	Seat	71-70	245-1812-4N Std Only	Loc. Int.; Premium Material; 1.8175" OD, 1.5625" ID, 0.2160" Depth
QTY	VALVE, MISC	YEARS	PART NO.	DESCRIPTION
24	Keeper	71-70	VK-115A Std Only	1 groove; Square cut key groove; Carton pack 24
24	Keeper	71-70	VK-115 Std Only	1 groove; Square cut key groove; Carton pack 32
24	Keeper	71-70	VK-115R Std Only	1 groove; Square cut key groove; Hardened
24	Keeper, Bulk	71-70	VK-115B Std Only	1 groove; Square cut key groove; Carton of 1000
12	Spring Insert	71-70	259-203C Std Only	.015"; Carton of 100
12	Spring Insert	71-70	259-203B Std Only	.030"; Carton of 100
12	Spring Insert	71-70	259-203BRS Std Only	.030"; Carton of 500
12	Spring Insert	71-70	259-203A Std Only	.060"; Carton of 100
12	Spring Insert	71-70	259-203ARS Std Only	.060"; Carton of 500
6	Rotocap	71	RC-157S Std Only	Loc. Exh.
QTY	PISTON	YEARS	PART NO.	DESCRIPTION
6	Cast Piston	71-70	599P Std-30-40-60	VINTAGE; Use w/E-234K or E-234X ring set; Cast; .9275" Pin Dia.; 2 Rings 5/64 Groove, 1 Ring 3/16 Groove, 1.640 CD, Recessed Head .115 deep.
6	Cast Piston	71-70	599P 40 Std-30-40-60	VINTAGE; Use w/E-234K or E-234X ring set; Cast; .9275" Pin Dia.; 2 Rings 5/64 Groove, 1 Ring 3/16 Groove, 1.640 CD, Recessed Head .115 deep.
6	Cast Piston - Individual	71-70	W599P Std-30-40-60	VINTAGE; Use w/WE-234K or WE-234X ring set; Cast; .9275" Pin Dia.; 2 Rings 5/64 Groove, 1 Ring 3/16 Groove, 1.640 CD, Recessed Head .115 deep.
6	Pin	71-70	P-2208 Std-3-5-0015	0.6200" Inside Dia., 0.9272" Outside Dia.
QTY	RINGS	YEARS	PART NO.	DESCRIPTION
1	Premium Set	71	E-234K Std-20-30-40-60	2-5/64, 1-3/16; Premium Moly
1	Standard Set	71	E-234X Std-20-30-40-60	2-5/64, 1-3/16; Iron
6	Premium Single Cylinder Set	71	WE-234K Std Only	2-5/64, 1-3/16; Premium Moly
6	Standard Single Cylinder Set	71	WE-234X Std-20	2-5/64, 1-3/16; Iron
QTY	SLEEVE	YEARS	PART NO.	DESCRIPTION
6	Repair Sleeve	71-70	SL-20Y Std Only	1/8" wall, must be cut to correct length
QTY	ENGINE BEARINGS	YEARS	PART NO.	DESCRIPTION
1	Main Set	71-70	4124MA Std-1-10-20-30-40-60	A-Series aluminum bearings
1	Rod Set	71-70	6-2020CP Std-10-20-30-40	6-2020CA 60 avail. as unplated & resizeable
1	Rod Set	71-70	6-2020CA 60 60	Unplated & resizeable
6	Rod Pair	71-70	2020CP Std-1-2-10-20-30-40-50	
1	Cam Set	71	1557M Std Only	
1	Cam Set	70	1203M Std Only	VINTAGE
QTY	OIL PUMP	YEARS	PART NO.	DESCRIPTION
1	Oil Pump	71-70	224-4147	
1	Oil Pump	71-70	224-4157	High Volume, check pan for clearance
QTY	GASKETS	YEARS	PART NO.	DESCRIPTION
1	Kit Gasket Set	71-70	260-1005	VINTAGE

(continued on next page)

GM Car (Incl. Buick, Cad., Chev., Olds., Pontiac)

250 4.1L (4098cc) OHV L6 (12 Valve) (Chevrolet), 3.875" Bore (GMC Eng.), 1 Bbl. "Eng. Code CAA" 105
1971-1970 (cont.)

QTY	FREEZE PLUGS	YEARS	PART NO.	DESCRIPTION
1	Brass Block Plug Kit	71-70	381-8006	
1	Brass Deep Cup Freeze Plug	71-70	381-9001	VINTAGE; 1.625" Diameter
1	Brass Shallow Cup Freeze Plug	71-70	381-7066	2.000" Diameter
1	Steel Deep Cup Freeze Plug	71-70	381-3054	19/32" Diameter
1	Steel Shallow Cup Freeze Plug	71-70	381-2078	2.109" Diameter

250 4.1L (4098cc) OHV L6 (12 Valve) (Chevrolet), 3.875" Bore (GMC Eng.), 1 Bbl. "Eng. Code CAB" 106
1971-1970

QTY	TIMING	YEARS	PART NO.	DESCRIPTION
1	Gear Set	71-70	221-2525S	VINTAGE; (1) 221-2524; (1) 221-2537
1	Crank Gear	71-70	221-2537	27 Teeth
QTY	CAMSHAFT/LIFTER	YEARS	PART NO.	DESCRIPTION
1	Camshaft	71-70	CS-633	Hydraulic, (050) Duration at .050 Lobe Lift, 172 Exh., 172 Int., 105 Degrees Lobe Separation
1	Prelube		55-403 Std Only	1.5 oz. packet
1	Prelube		55-400 Std Only	4 oz. bottle; 1.5 oz. packet No. 55-403 also avail.
12	Lifter	71-70	HT-817 Std Only	Hyd.
12	Lifter, Bulk	71-70	HT-817B Std Only	Hyd.; Carton of 128
QTY	CAM KIT	YEARS	PART NO.	DESCRIPTION
1	Cam/Lifter Kit	71-70	KC-633	Hyd.; (1) 55-403B; (1) CS-633; (12) HT-817
QTY	PUSH ROD	YEARS	PART NO.	DESCRIPTION
12	Push Rod	71-70	RP-3180 Std Only	9.6800" O.A.L.
12	Push Rod	71-70	RP-3214R Std Only	Chrome-Moly; 9.6800" O.A.L.
12	Push Rod, Bulk	71-70	BRP-3180 Std Only	Carton of 100; 9.6800" O.A.L.
QTY	ROCKER PARTS	YEARS	PART NO.	DESCRIPTION
12	Arm Assy.	71-70	R-832 Std Only	Incl. arm, ball & nut
12	Arm Assy., Bulk	71-70	R-832B Std Only	Incl. arm, ball & nut; Carton of 64
12	Arm	71-70	R-832A Std Only	
12	Rocker Arm Ball	71-70	MR-1780 Std Only	
12	Nut	71-70	MR-1751 Std Only	Self-locking, 3/8" x 24 threads
12	Stud	71-70	MR-1752 Std Only	.003" O/S; 3/8" x 24 x 2.495"
12	Stud	71-70	MR-1949 Std Only	.372" x 24 x 2.495"
QTY	VALVE	YEARS	PART NO.	DESCRIPTION
6	Exhaust	71-70	V-1904 Std-3-15-30	Chrome plated stem; 1.5000" Head Dia., 0.3414" Stem Dia., 4.9280" O.A.L.
6	Exhaust	71-70	V-1888X Std Only	Chrome plated stem; Stellite face; 1.5000" Head Dia., 0.3412" Stem Dia., 4.9230" O.A.L.
6	Exhaust, Bulk	71-70	V-1904B Std-15	Chrome plated stem; Carton of 25; 1.5000" Head Dia., 0.3414" Stem Dia., 4.9280" O.A.L.
6	Intake	71-70	V-1927 Std-15	Chrome plated stem; 1.7200" Head Dia., 0.3413" Stem Dia., 4.9170" O.A.L.
6	Intake, Bulk	71-70	V-1927B Std Only	Chrome plated stem; Carton of 25; 1.7200" Head Dia., 0.3413" Stem Dia., 4.9170" O.A.L.
QTY	VALVE GUIDE	YEARS	PART NO.	DESCRIPTION
6	Guide	71-70	VG-5038 Std Only	Loc. Int.; 0.3430" ID, 2.1200" O.A.L.
6	Guide, Bulk	71-70	VG-5038B Std Only	Loc. Int.; Carton of 50; 0.3430" ID, 2.1200" O.A.L.
QTY	VALVE SPRING	YEARS	PART NO.	DESCRIPTION
6	Spring	71-70	VS-653 Std Only	VINTAGE; Loc. Exh.; 1.9000" Free Height
6	Spring	71-70	VS-653 Std Only	VINTAGE; Loc. Int.; 1.9000" Free Height
QTY	VALVE SEAL	YEARS	PART NO.	DESCRIPTION
12	Valve Stem Seal	71-70	MV-1233C Std Only	O-Ring; (RBB) Rubber
12	Valve Stem Seal	71-70	ST-2001 Std Only	Use w/O.E. guide; Positive type; Installation requires valve guide machining; (RBBTF) Rubber/PTFE
12	Valve Stem Seal	71-70	MV-1903 Std Only	Use w/VG-5038 repair guide; Positive type; (RBB) Rubber
12	Valve Stem Seal Bulk	71-70	MV-1233 Std Only	O-Ring; Carton of 100; (RBB) Rubber
12	Valve Stem Seal Bulk	71-70	ST-2001BC Std Only	Use w/O.E. guide; Positive type; Installation requires valve guide machining; Carton of 100; (RBBTF) Rubber/PTFE
QTY	VALVE SEAT	YEARS	PART NO.	DESCRIPTION
6	Seat	71-70	245-1562-2 Std Only	Loc. Exh.; 1.5675" OD, 1.3125" ID, 0.2480" Depth
6	Seat	71-70	245-1562-2N Std Only	Loc. Exh.; Premium Material; 1.5675" OD, 1.3125" ID, 0.2480" Depth
6	Seat	71-70	245-1812-4 Std Only	Loc. Int.; 1.8175" OD, 1.5625" ID, 0.2160" Depth
6	Seat	71-70	245-1812-4N Std Only	Loc. Int.; Premium Material; 1.8175" OD, 1.5625" ID, 0.2160" Depth
QTY	VALVE, MISC	YEARS	PART NO.	DESCRIPTION
24	Keeper	71-70	VK-115A Std Only	1 groove; Square cut key groove; Carton pack 24
24	Keeper	71-70	VK-115 Std Only	1 groove; Square cut key groove; Carton pack 32
24	Keeper	71-70	VK-115R Std Only	1 groove; Square cut key groove; Hardened

VALVE TRAIN

VALVE TRAIN

(continued on next page)

GM Car (Incl. Buick, Cad., Chev., Olds., Pontiac)

106 250 4.1L (4098cc) OHV L6 (12 Valve) (Chevrolet), 3.875" Bore (GMC Eng.), 1 Bbl. "Eng. Code CAB" (cont.) 1971-1970

QTY	VALVE, MISC (cont.)	YEARS	PART NO.	DESCRIPTION
24	Keeper, Bulk	71-70	VK-115B Std Only	1 groove; Square cut key groove; Carton of 1000
12	Spring Insert	71-70	259-203C Std Only	.015"; Carton of 100
12	Spring Insert	71-70	259-203B Std Only	.030"; Carton of 100
12	Spring Insert	71-70	259-203BRS Std Only	.030"; Carton of 500
12	Spring Insert	71-70	259-203A Std Only	.060"; Carton of 100
12	Spring Insert	71-70	259-203ARS Std Only	.060"; Carton of 500
6	Rotocap	71	RC-157S Std Only	Loc. Exh.
QTY	PISTON	YEARS	PART NO.	DESCRIPTION
6	Cast Piston	71-70	599P Std-30-40-60	VINTAGE; Use w/E-234K or E-234X ring set; Cast; .9275" Pin Dia.; 2 Rings 5/64 Groove, 1 Ring 3/16 Groove, 1.640 CD, Recessed Head .115 deep.
6	Cast Piston	71-70	599P 40 Std-30-40-60	VINTAGE; Use w/E-234K or E-234X ring set; Cast; .9275" Pin Dia.; 2 Rings 5/64 Groove, 1 Ring 3/16 Groove, 1.640 CD, Recessed Head .115 deep.
6	Cast Piston - Individual	71-70	W599P Std-30-40-60	VINTAGE; Use w/WE-234K or WE-234X ring set; Cast; .9275" Pin Dia.; 2 Rings 5/64 Groove, 1 Ring 3/16 Groove, 1.640 CD, Recessed Head .115 deep.
6	Pin	71-70	P-2208 Std-3-5-0015	0.6200" Inside Dia., 0.9272" Outside Dia.
QTY	RINGS	YEARS	PART NO.	DESCRIPTION
1	Premium Set	71	E-234K Std-20-30-40-60	2-5/64, 1-3/16; Premium Moly
1	Standard Set	71	E-234X Std-20-30-40-60	2-5/64, 1-3/16; Iron
6	Premium Single Cylinder Set	71	WE-234K Std Only	2-5/64, 1-3/16; Premium Moly
6	Standard Single Cylinder Set	71	WE-234X Std-20	2-5/64, 1-3/16; Iron
QTY	SLEEVE	YEARS	PART NO.	DESCRIPTION
6	Repair Sleeve	71-70	SL-20Y Std Only	1/8" wall, must be cut to correct length
QTY	ENGINE BEARINGS	YEARS	PART NO.	DESCRIPTION
1	Main Set	71-70	4124MA Std-1-10-20-30-40-60	A-Series aluminum bearings
1	Rod Set	71-70	6-2020CP Std-10-20-30-40	6-2020CA 60 avail. as unplated & resizeable
1	Rod Set	71-70	6-2020CA 60 60	Unplated & resizeable
6	Rod Pair	71-70	2020CP Std-1-2-10-20-30-40-50	
1	Cam Set	71	1557M Std Only	
1	Cam Set	70	1203M Std Only	VINTAGE
QTY	OIL PUMP	YEARS	PART NO.	DESCRIPTION
1	Oil Pump	71-70	224-4147	
1	Oil Pump	71-70	224-4157	High Volume, check pan for clearance
QTY	GASKETS	YEARS	PART NO.	DESCRIPTION
1	Kit Gasket Set	71-70	260-1005	VINTAGE
QTY	FREEZE PLUGS	YEARS	PART NO.	DESCRIPTION
1	Brass Block Plug Kit	71-70	381-8006	
1	Brass Deep Cup Freeze Plug	71-70	381-9001	VINTAGE; 1.625" Diameter
1	Brass Shallow Cup Freeze Plug	71-70	381-7066	2.000" Diameter
1	Steel Deep Cup Freeze Plug	71-70	381-3054	19/32" Diameter
1	Steel Shallow Cup Freeze Plug	71-70	381-2078	2.109" Diameter

107 250 4.1L (4098cc) OHV L6 (12 Valve) (Chevrolet), 3.875" Bore (GMC Eng.), 1 Bbl. "Eng. Code CG" 1971-1970

QTY	TIMING	YEARS	PART NO.	DESCRIPTION
1	Gear Set	71-70	221-2525S	VINTAGE; (1) 221-2524; (1) 221-2537
1	Crank Gear	71-70	221-2537	27 Teeth
QTY	CAMSHAFT/LIFTER	YEARS	PART NO.	DESCRIPTION
1	Camshaft	71-70	CS-633	Hydraulic, (050) Duration at .050 Lobe Lift, 172 Exh., 172 Int., 105 Degrees Lobe Separation
1	Prelube		55-403 Std Only	1.5 oz. packet
1	Prelube		55-400 Std Only	4 oz. bottle; 1.5 oz. packet No. 55-403 also avail.
12	Lifter	71-70	HT-817 Std Only	Hyd.
12	Lifter, Bulk	71-70	HT-817B Std Only	Hyd.; Carton of 128
QTY	CAM KIT	YEARS	PART NO.	DESCRIPTION
1	Cam/Lifter Kit	71-70	KC-633	Hyd.; (1) 55-403B; (1) CS-633; (12) HT-817
QTY	PUSH ROD	YEARS	PART NO.	DESCRIPTION
12	Push Rod	71-70	RP-3180 Std Only	9.6800" O.A.L.
12	Push Rod	71-70	RP-3214R Std Only	Chrome-Moly; 9.6800" O.A.L.
12	Push Rod, Bulk	71-70	BRP-3180 Std Only	Carton of 100; 9.6800" O.A.L.
QTY	ROCKER PARTS	YEARS	PART NO.	DESCRIPTION
12	Arm Assy.	71-70	R-832 Std Only	Incl. arm, ball & nut
12	Arm Assy., Bulk	71-70	R-832B Std Only	Incl. arm, ball & nut; Carton of 64
12	Arm	71-70	R-832A Std Only	
12	Rocker Arm Ball	71-70	MR-1780 Std Only	

(continued on next page)

GM Car (Incl. Buick, Cad., Chev., Olds., Pontiac)

250 4.1L (4098cc) OHV L6 (12 Valve) (Chevrolet), 3.875" Bore (GMC Eng.), 1 Bbl. "Eng. Code CG" 1971-1970 107
(cont.)

QTY	ROCKER PARTS (cont.)	YEARS	PART NO.	DESCRIPTION
12	Nut	71-70	MR-1751 Std Only	Self-locking, 3/8" x 24 threads
12	Stud	71-70	MR-1752 Std Only	.003" O/S; 3/8" x 24 x 2.495"
12	Stud	71-70	MR-1949 Std Only	.372" x 24 x 2.495"
QTY	VALVE	YEARS	PART NO.	DESCRIPTION
6	Exhaust	71-70	V-1904 Std-3-15-30	Chrome plated stem; 1.5000" Head Dia., 0.3414" Stem Dia., 4.9280" O.A.L.
6	Exhaust	71-70	V-1888X Std Only	Chrome plated stem; Stellite face; 1.5000" Head Dia., 0.3412" Stem Dia., 4.9230" O.A.L.
6	Exhaust, Bulk	71-70	V-1904B Std-15	Chrome plated stem; Carton of 25; 1.5000" Head Dia., 0.3414" Stem Dia., 4.9280" O.A.L.
6	Intake	71-70	V-1927 Std-15	Chrome plated stem; 1.7200" Head Dia., 0.3413" Stem Dia., 4.9170" O.A.L.
6	Intake, Bulk	71-70	V-1927B Std Only	Chrome plated stem; Carton of 25; 1.7200" Head Dia., 0.3413" Stem Dia., 4.9170" O.A.L.
QTY	VALVE GUIDE	YEARS	PART NO.	DESCRIPTION
6	Guide	71-70	VG-5038 Std Only	Loc. Int.; 0.3430" ID, 2.1200" O.A.L
6	Guide, Bulk	71-70	VG-5038B Std Only	Loc. Int.; Carton of 50; 0.3430" ID, 2.1200" O.A.L
QTY	VALVE SPRING	YEARS	PART NO.	DESCRIPTION
6	Spring	71-70	VS-653 Std Only	VINTAGE; Loc. Exh.; 1.9000" Free Height
6	Spring	71-70	VS-653 Std Only	VINTAGE; Loc. Int.; 1.9000" Free Height
QTY	VALVE SEAL	YEARS	PART NO.	DESCRIPTION
12	Valve Stem Seal	71-70	MV-1233C Std Only	O-Ring; (RBB) Rubber
12	Valve Stem Seal	71-70	ST-2001 Std Only	Use w/O.E. guide; Positive type; Installation requires valve guide machining; (RBBTF) Rubber/PTFE
12	Valve Stem Seal	71-70	MV-1903 Std Only	Use w/VG-5038 repair guide; Positive type; (RBB) Rubber
12	Valve Stem Seal Bulk	71-70	MV-1233 Std Only	O-Ring; Carton of 100; (RBB) Rubber
12	Valve Stem Seal Bulk	71-70	ST-2001BC Std Only	Use w/O.E. guide; Positive type; Installation requires valve guide machining; Carton of 100; (RBBTF) Rubber/PTFE
QTY	VALVE SEAT	YEARS	PART NO.	DESCRIPTION
6	Seat	71-70	245-1562-2 Std Only	Loc. Exh.; 1.5675" OD, 1.3125" ID, 0.2480" Depth
6	Seat	71-70	245-1562-2N Std Only	Loc. Exh.; Premium Material; 1.5675" OD, 1.3125" ID, 0.2480" Depth
6	Seat	71-70	245-1812-4 Std Only	Loc. Int.; 1.8175" OD, 1.5625" ID, 0.2160" Depth
6	Seat	71-70	245-1812-4N Std Only	Loc. Int.; Premium Material; 1.8175" OD, 1.5625" ID, 0.2160" Depth
QTY	VALVE, MISC	YEARS	PART NO.	DESCRIPTION
24	Keeper	71-70	VK-115A Std Only	1 groove; Square cut key groove; Carton pack 24
24	Keeper	71-70	VK-115 Std Only	1 groove; Square cut key groove; Carton pack 32
24	Keeper	71-70	VK-115R Std Only	1 groove; Square cut key groove; Hardened
24	Keeper, Bulk	71-70	VK-115B Std Only	1 groove; Square cut key groove; Carton of 1000
12	Spring Insert	71-70	259-203C Std Only	.015"; Carton of 100
12	Spring Insert	71-70	259-203B Std Only	.030"; Carton of 100
12	Spring Insert	71-70	259-203BRS Std Only	.030"; Carton of 500
12	Spring Insert	71-70	259-203A Std Only	.060"; Carton of 100
12	Spring Insert	71-70	259-203ARS Std Only	.060"; Carton of 500
6	Rotocap	71	RC-157S Std Only	Loc. Exh.
QTY	PISTON	YEARS	PART NO.	DESCRIPTION
6	Cast Piston	71-70	599P Std-30-40-60	VINTAGE; Use w/E-234K or E-234X ring set; Cast; .9275" Pin Dia.; 2 Rings 5/64 Groove, 1 Ring 3/16 Groove, 1.640 CD, Recessed Head .115 deep.
6	Cast Piston	71-70	599P 40 Std-30-40-60	VINTAGE; Use w/E-234K or E-234X ring set; Cast; .9275" Pin Dia.; 2 Rings 5/64 Groove, 1 Ring 3/16 Groove, 1.640 CD, Recessed Head .115 deep.
6	Cast Piston - Individual	71-70	W599P Std-30-40-60	VINTAGE; Use w/WE-234K or WE-234X ring set; Cast; .9275" Pin Dia.; 2 Rings 5/64 Groove, 1 Ring 3/16 Groove, 1.640 CD, Recessed Head .115 deep.
6	Pin	71-70	P-2208 Std-3-5-0015	0.6200" Inside Dia., 0.9272" Outside Dia.
QTY	RINGS	YEARS	PART NO.	DESCRIPTION
1	Premium Set	71	E-234K Std-20-30-40-60	2-5/64, 1-3/16; Premium Moly
1	Standard Set	71	E-234X Std-20-30-40-60	2-5/64, 1-3/16; Iron
6	Premium Single Cylinder Set	71	WE-234K Std Only	2-5/64, 1-3/16; Premium Moly
6	Standard Single Cylinder Set	71	WE-234X Std-20	2-5/64, 1-3/16; Iron
QTY	SLEEVE	YEARS	PART NO.	DESCRIPTION
6	Repair Sleeve	71-70	SL-20Y Std Only	1/8" wall, must be cut to correct length
QTY	ENGINE BEARINGS	YEARS	PART NO.	DESCRIPTION
1	Main Set	71-70	4124MA Std-1-10-20-30-40-60	A-Series aluminum bearings
1	Rod Set	71-70	6-2020CP Std-10-20-30-40	6-2020CA 60 avail. as unplated & resizeable
1	Rod Set	71-70	6-2020CA 60 60	Unplated & resizeable

(continued on next page)

GM Car (Incl. Buick, Cad., Chev., Olds., Pontiac)

107 250 4.1L (4098cc) OHV L6 (12 Valve) (Chevrolet), 3.875" Bore (GMC Eng.), 1 Bbl. "Eng. Code CG" 1971-1970
(cont.)

BLOCK	QTY	ENGINE BEARINGS	YEARS	PART NO.	DESCRIPTION	BLOCK
	6	(cont.) Rod Pair	71-70	2020CP Std-1-2-10-20-30-40-50		
	1	Cam Set	71	1557M Std Only		
	1	Cam Set	70	1203M Std Only	VINTAGE	
	QTY	OIL PUMP	YEARS	PART NO.	DESCRIPTION	
	1	Oil Pump	71-70	224-4147		
	1	Oil Pump	71-70	224-4157	High Volume, check pan for clearance	
	QTY	GASKETS	YEARS	PART NO.	DESCRIPTION	
	1	Kit Gasket Set	71-70	260-1005	VINTAGE	
	QTY	FREEZE PLUGS	YEARS	PART NO.	DESCRIPTION	
	1	Brass Block Plug Kit	71-70	381-8006		
	1	Brass Deep Cup Freeze Plug	71-70	381-9001	VINTAGE; 1.625" Diameter	
	1	Brass Shallow Cup Freeze Plug	71-70	381-7066	2.000" Diameter	
	1	Steel Deep Cup Freeze Plug	71-70	381-3054	19/32" Diameter	
	1	Steel Shallow Cup Freeze Plug	71-70	381-2078	2.109" Diameter	

108 250 4.1L (4098cc) OHV L6 (12 Valve) (Chevrolet), 3.875" Bore (GMC Eng.), 1 Bbl. "Eng. Code FT" 1966

VALVE TRAIN	QTY	TIMING	YEARS	PART NO.	DESCRIPTION	VALVE TRAIN
	1	Gear Set	66	221-2525S	VINTAGE; (1) 221-2524; (1) 221-2537	
	QTY	CAMSHAFT/LIFTER	YEARS	PART NO.	DESCRIPTION	
	1	Camshaft	66	CS-633	Hydraulic, (050) Duration at .050 Lobe Lift, 172 Exh., 172 Int., 105 Degrees Lobe Separation	
	1	Prelube		55-403 Std Only	1.5 oz. packet	
	1	Prelube		55-400 Std Only	4 oz. bottle; 1.5 oz. packet No. 55-403 also avail.	
	12	Lifter	66	HT-817 Std Only	Hyd.	
	12	Lifter, Bulk	66	HT-817B Std Only	Hyd.; Carton of 128	
	QTY	CAM KIT	YEARS	PART NO.	DESCRIPTION	
	1	Cam/Lifter Kit	66	KC-633	Hyd.; (1) 55-403B; (1) CS-633; (12) HT-817	
	QTY	PUSH ROD	YEARS	PART NO.	DESCRIPTION	
	12	Push Rod	66	RP-3180 Std Only	9.6800" O.A.L.	
	12	Push Rod	66	RP-3214R Std Only	Chrome-Moly; 9.6800" O.A.L.	
	12	Push Rod, Bulk	66	BRP-3180 Std Only	Carton of 100; 9.6800" O.A.L.	
	QTY	ROCKER PARTS	YEARS	PART NO.	DESCRIPTION	
	12	Arm Assy.	66	R-832 Std Only	Incl. arm, ball & nut	
	12	Arm Assy., Bulk	66	R-832B Std Only	Incl. arm, ball & nut; Carton of 64	
	12	Arm	66	R-832A Std Only		
	12	Rocker Arm Ball	66	MR-1780 Std Only		
	12	Nut	66	MR-1751 Std Only	Self-locking, 3/8" x 24 threads	
	12	Stud	66	MR-1752 Std Only	.003" O/S; 3/8" x 24 x 2.495"	
	12	Stud	66	MR-1949 Std Only	.372" x 24 x 2.495"	
	QTY	VALVE	YEARS	PART NO.	DESCRIPTION	
	6	Exhaust	66	V-1904 Std-3-15-30	Chrome plated stem; 1.5000" Head Dia., 0.3414" Stem Dia., 4.9280" O.A.L.	
	6	Exhaust	66	V-1888X Std Only	Chrome plated stem; Stellite face; 1.5000" Head Dia., 0.3412" Stem Dia., 4.9230" O.A.L.	
	6	Exhaust, Bulk	66	V-1904B Std-15	Chrome plated stem; Carton of 25; 1.5000" Head Dia., 0.3414" Stem Dia., 4.9280" O.A.L.	
	6	Intake	66	V-1927 Std-15	Chrome plated stem; 1.7200" Head Dia., 0.3413" Stem Dia., 4.9170" O.A.L.	
	6	Intake, Bulk	66	V-1927B Std Only	Chrome plated stem; Carton of 25; 1.7200" Head Dia., 0.3413" Stem Dia., 4.9170" O.A.L.	
	QTY	VALVE GUIDE	YEARS	PART NO.	DESCRIPTION	
	6	Guide	66	VG-5038 Std Only	Loc. Int.; 0.3430" ID, 2.1200" O.A.L	
	6	Guide, Bulk	66	VG-5038B Std Only	Loc. Int.; Carton of 50; 0.3430" ID, 2.1200" O.A.L	
	QTY	VALVE SPRING	YEARS	PART NO.	DESCRIPTION	
	6	Spring	66	VS-521 Std Only	Loc. Exh.; Incl. damper; 2.1090" Free Height	
	6	Spring	66	VS-521 Std Only	Loc. Int.; Incl. damper; 2.1090" Free Height	
	QTY	VALVE SEAL	YEARS	PART NO.	DESCRIPTION	
	12	Valve Stem Seal	66	MV-1233C Std Only	O-Ring; (RBB) Rubber	
	12	Valve Stem Seal	66	ST-2001 Std Only	Use w/O.E. guide; Positive type; Installation requires valve guide machining; (RBBTF) Rubber/PTFE	
	12	Valve Stem Seal	66	MV-1903 Std Only	Use w/VG-5038 repair guide; Positive type; (RBB) Rubber	
	12	Valve Stem Seal Bulk	66	MV-1233 Std Only	O-Ring; Carton of 100; (RBB) Rubber	
	12	Valve Stem Seal Bulk	66	ST-2001BC Std Only	Use w/O.E. guide; Positive type; Installation requires valve guide machining; Carton of 100; (RBBTF) Rubber/PTFE	

(continued on next page)

GM Car (Incl. Buick, Cad., Chev., Olds., Pontiac)

250 4.1L (4098cc) OHV L6 (12 Valve) (Chevrolet), 3.875" Bore (GMC Eng.), 1 Bbl. "Eng. Code FT" 1966 108
(cont.)

VALVE TRAIN	QTY	VALVE SEAT	YEARS	PART NO.	DESCRIPTION	VALVE TRAIN
	6	Seat	66	245-1562-2 Std Only	Loc. Exh.; 1.5675" OD, 1.3125" ID, 0.2480" Depth	
	6	Seat	66	245-1562-2N Std Only	Loc. Exh.; Premium Material; 1.5675" OD, 1.3125" ID, 0.2480" Depth	
	6	Seat	66	245-1812-4 Std Only	Loc. Int.; 1.8175" OD, 1.5625" ID, 0.2160" Depth	
	6	Seat	66	245-1812-4N Std Only	Loc. Int.; Premium Material; 1.8175" OD, 1.5625" ID, 0.2160" Depth	
VALVE TRAIN	QTY	VALVE, MISC	YEARS	PART NO.	DESCRIPTION	VALVE TRAIN
	24	Keeper	66	VK-115A Std Only	1 groove; Square cut key groove; Carton pack 24	
	24	Keeper	66	VK-115 Std Only	1 groove; Square cut key groove; Carton pack 32	
	24	Keeper	66	VK-115R Std Only	1 groove; Square cut key groove; Hardened	
	24	Keeper, Bulk	66	VK-115B Std Only	1 groove; Square cut key groove; Carton of 1000	
	12	Spring Insert	66	259-203C Std Only	.015"; Carton of 100	
	12	Spring Insert	66	259-203B Std Only	.030"; Carton of 100	
	12	Spring Insert	66	259-203BRS Std Only	.030"; Carton of 500	
	12	Spring Insert	66	259-203A Std Only	.060"; Carton of 100	
	12	Spring Insert	66	259-203ARS Std Only	.060"; Carton of 500	
BLOCK	QTY	PISTON	YEARS	PART NO.	DESCRIPTION	BLOCK
	6	Cast Piston	66	599P Std-30-40-60	VINTAGE; Use w/E-234K or E-234X ring set; Cast; .9275" Pin Dia.; 2 Rings 5/64 Groove, 1 Ring 3/16 Groove, 1.640 CD, Recessed Head .115 deep.	
	6	Cast Piston	66	599P 40 Std-30-40-60	VINTAGE; Use w/E-234K or E-234X ring set; Cast; .9275" Pin Dia.; 2 Rings 5/64 Groove, 1 Ring 3/16 Groove, 1.640 CD, Recessed Head .115 deep.	
	6	Cast Piston - Individual	66	W599P Std-30-40-60	VINTAGE; Use w/WE-234K or WE-234X ring set; Cast; .9275" Pin Dia.; 2 Rings 5/64 Groove, 1 Ring 3/16 Groove, 1.640 CD, Recessed Head .115 deep.	
	6	Pin	66	P-2208 Std-3-5-0015	0.6200" Inside Dia., 0.9272" Outside Dia.	
BLOCK	QTY	SLEEVE	YEARS	PART NO.	DESCRIPTION	BLOCK
	6	Repair Sleeve	66	SL-20Y Std Only	1/8" wall, must be cut to correct length	
BLOCK	QTY	ENGINE BEARINGS	YEARS	PART NO.	DESCRIPTION	BLOCK
	1	Main Set	66	4124MA Std-1-10-20-30-40-60	A-Series aluminum bearings	
	1	Rod Set	66	6-2020CP Std-10-20-30-40	6-2020CA 60 avail. as unplated & resizeable	
	1	Rod Set	66	6-2020CA 60 60	Unplated & resizeable	
	6	Rod Pair	66	2020CP Std-1-2-10-20-30-40-50		
BLOCK	QTY	OIL PUMP	YEARS	PART NO.	DESCRIPTION	BLOCK
	1	Oil Pump	66	224-4147		
	1	Oil Pump	66	224-4157	High Volume, check pan for clearance	
BLOCK	QTY	GASKETS	YEARS	PART NO.	DESCRIPTION	BLOCK
	1	Kit Gasket Set	66	260-1005	VINTAGE	
BLOCK	QTY	FREEZE PLUGS	YEARS	PART NO.	DESCRIPTION	BLOCK
	1	Brass Block Plug Kit	66	381-8006		
	1	Brass Deep Cup Freeze Plug	66	381-9001	VINTAGE; 1.625" Diameter	
	1	Brass Shallow Cup Freeze Plug	66	381-7066	2.000" Diameter	
	1	Steel Deep Cup Freeze Plug	66	381-3054	19/32" Diameter	
	1	Steel Shallow Cup Freeze Plug	66	381-2078	2.109" Diameter	

250 4.1L (4098cc) OHV L6 (12 Valve) (Chevrolet), 3.875" Bore (GMC Eng.), 1 Bbl. "Eng. Code FV" 1967 109

VALVE TRAIN	QTY	TIMING	YEARS	PART NO.	DESCRIPTION	VALVE TRAIN
	1	Gear Set	67	221-2525S	VINTAGE; (1) 221-2524; (1) 221-2537	
VALVE TRAIN	QTY	CAMSHAFT/LIFTER	YEARS	PART NO.	DESCRIPTION	VALVE TRAIN
	1	Camshaft	67	CS-633	Hydraulic, (050) Duration at .050 Lobe Lift, 172 Exh., 172 Int., 105 Degrees Lobe Separation	
	1	Prelube		55-403 Std Only	1.5 oz. packet	
	1	Prelube		55-400 Std Only	4 oz. bottle; 1.5 oz. packet No. 55-403 also avail.	
	12	Lifter	67	HT-817 Std Only	Hyd.	
	12	Lifter, Bulk	67	HT-817B Std Only	Hyd.; Carton of 128	
VALVE TRAIN	QTY	CAM KIT	YEARS	PART NO.	DESCRIPTION	VALVE TRAIN
	1	Cam/Lifter Kit	67	KC-633	Hyd.; (1) 55-403B; (1) CS-633; (12) HT-817	
VALVE TRAIN	QTY	PUSH ROD	YEARS	PART NO.	DESCRIPTION	VALVE TRAIN
	12	Push Rod	67	RP-3180 Std Only	9.6800" O.A.L.	
	12	Push Rod	67	RP-3214R Std Only	Chrome-Moly; 9.6800" O.A.L.	
	12	Push Rod, Bulk	67	BRP-3180 Std Only	Carton of 100; 9.6800" O.A.L.	
VALVE TRAIN	QTY	ROCKER PARTS	YEARS	PART NO.	DESCRIPTION	VALVE TRAIN
	12	Arm Assy.	67	R-832 Std Only	Incl. arm, ball & nut	
	12	Arm Assy., Bulk	67	R-832B Std Only	Incl. arm, ball & nut; Carton of 64	
	12	Arm	67	R-832A Std Only		
	12	Rocker Arm Ball	67	MR-1780 Std Only		

(continued on next page)

GM Car (Incl. Buick, Cad., Chev., Olds., Pontiac)

109 250 4.1L (4098cc) OHV L6 (12 Valve) (Chevrolet), 3.875" Bore (GMC Eng.), 1 Bbl. "Eng. Code FV" 1967
(cont.)

QTY	ROCKER PARTS (cont.)	YEARS	PART NO.	DESCRIPTION
12	Nut	67	MR-1751 Std Only	Self-locking, 3/8" x 24 threads
12	Stud	67	MR-1752 Std Only	.003" O/S; 3/8" x 24 x 2.495"
12	Stud	67	MR-1949 Std Only	.372" x 24 x 2.495"
QTY	VALVE	YEARS	PART NO.	DESCRIPTION
6	Exhaust	67	V-1904 Std-3-15-30	Chrome plated stem; 1.5000" Head Dia., 0.3414" Stem Dia., 4.9280" O.A.L.
6	Exhaust	67	V-1888X Std Only	Chrome plated stem; Stellite face; 1.5000" Head Dia., 0.3412" Stem Dia., 4.9230" O.A.L.
6	Exhaust, Bulk	67	V-1904B Std-15	Chrome plated stem; Carton of 25; 1.5000" Head Dia., 0.3414" Stem Dia., 4.9280" O.A.L.
6	Intake	67	V-1927 Std-15	Chrome plated stem; 1.7200" Head Dia., 0.3413" Stem Dia., 4.9170" O.A.L.
6	Intake, Bulk	67	V-1927B Std Only	Chrome plated stem; Carton of 25; 1.7200" Head Dia., 0.3413" Stem Dia., 4.9170" O.A.L.
QTY	VALVE GUIDE	YEARS	PART NO.	DESCRIPTION
6	Guide	67	VG-5038 Std Only	Loc. Int.; 0.3430" ID, 2.1200" O.A.L
6	Guide, Bulk	67	VG-5038B Std Only	Loc. Int.; Carton of 50; 0.3430" ID, 2.1200" O.A.L
QTY	VALVE SPRING	YEARS	PART NO.	DESCRIPTION
6	Spring	67	VS-653 Std Only	VINTAGE; Loc. Exh.; 1.9000" Free Height
6	Spring	67	VS-653 Std Only	VINTAGE; Loc. Int.; 1.9000" Free Height
QTY	VALVE SEAL	YEARS	PART NO.	DESCRIPTION
12	Valve Stem Seal	67	MV-1233C Std Only	O-Ring; (RBB) Rubber
12	Valve Stem Seal	67	ST-2001 Std Only	Use w/O.E. guide; Positive type; Installation requires valve guide machining; (RBBTF) Rubber/PTFE
12	Valve Stem Seal	67	MV-1903 Std Only	Use w/VG-5038 repair guide; Positive type; (RBB) Rubber
12	Valve Stem Seal Bulk	67	MV-1233 Std Only	O-Ring; Carton of 100; (RBB) Rubber
12	Valve Stem Seal Bulk	67	ST-2001BC Std Only	Use w/O.E. guide; Positive type; Installation requires valve guide machining; Carton of 100; (RBBTF) Rubber/PTFE
QTY	VALVE SEAT	YEARS	PART NO.	DESCRIPTION
6	Seat	67	245-1562-2 Std Only	Loc. Exh.; 1.5675" OD, 1.3125" ID, 0.2480" Depth
6	Seat	67	245-1562-2N Std Only	Loc. Exh.; Premium Material; 1.5675" OD, 1.3125" ID, 0.2480" Depth
6	Seat	67	245-1812-4 Std Only	Loc. Int.; 1.8175" OD, 1.5625" ID, 0.2160" Depth
6	Seat	67	245-1812-4N Std Only	Loc. Int.; Premium Material; 1.8175" OD, 1.5625" ID, 0.2160" Depth
QTY	VALVE, MISC	YEARS	PART NO.	DESCRIPTION
24	Keeper	67	VK-115A Std Only	1 groove; Square cut key groove; Carton pack 24
24	Keeper	67	VK-115 Std Only	1 groove; Square cut key groove; Carton pack 32
24	Keeper	67	VK-115R Std Only	1 groove; Square cut key groove; Hardened
24	Keeper, Bulk	67	VK-115B Std Only	1 groove; Square cut key groove; Carton of 1000
12	Spring Insert	67	259-203C Std Only	.015"; Carton of 100
12	Spring Insert	67	259-203B Std Only	.030"; Carton of 100
12	Spring Insert	67	259-203BRS Std Only	.030"; Carton of 500
12	Spring Insert	67	259-203A Std Only	.060"; Carton of 100
12	Spring Insert	67	259-203ARS Std Only	.060"; Carton of 500
QTY	PISTON	YEARS	PART NO.	DESCRIPTION
6	Cast Piston	67	599P Std-30-40-60	VINTAGE; Use w/E-234K or E-234X ring set; Cast; .9275" Pin Dia.; 2 Rings 5/64 Groove, 1 Ring 3/16 Groove, 1.640 CD, Recessed Head .115 deep.
6	Cast Piston	67	599P 40 Std-30-40-60	VINTAGE; Use w/E-234K or E-234X ring set; Cast; .9275" Pin Dia.; 2 Rings 5/64 Groove, 1 Ring 3/16 Groove, 1.640 CD, Recessed Head .115 deep.
6	Cast Piston - Individual	67	W599P Std-30-40-60	VINTAGE; Use w/WE-234K or WE-234X ring set; Cast; .9275" Pin Dia.; 2 Rings 5/64 Groove, 1 Ring 3/16 Groove, 1.640 CD, Recessed Head .115 deep.
6	Pin	67	P-2208 Std-3-5-0015	0.6200" Inside Dia., 0.9272" Outside Dia.
QTY	SLEEVE	YEARS	PART NO.	DESCRIPTION
6	Repair Sleeve	67	SL-20Y Std Only	1/8" wall, must be cut to correct length
QTY	ENGINE BEARINGS	YEARS	PART NO.	DESCRIPTION
1	Main Set	67	4124MA Std-1-10-20-30-40-60	A-Series aluminum bearings
1	Rod Set	67	6-2020CP Std-10-20-30-40	6-2020CA 60 avail. as unplated & resizeable
1	Rod Set	67	6-2020CA 60 60	Unplated & resizeable
6	Rod Pair	67	2020CP Std-1-2-10-20-30-40-50	
QTY	OIL PUMP	YEARS	PART NO.	DESCRIPTION
1	Oil Pump	67	224-4147	
1	Oil Pump	67	224-4157	High Volume, check pan for clearance

(continued on next page)

GM Car (Incl. Buick, Cad., Chev., Olds., Pontiac)

250 4.1L (4098cc) OHV L6 (12 Valve) (Chevrolet), 3.875" Bore (GMC Eng.), 1 Bbl. "Eng. Code FV" 1967 109
(cont.)

BLOCK	QTY	GASKETS	YEARS	PART NO.	DESCRIPTION	BLOCK
	1	Kit Gasket Set	67	260-1005	VINTAGE	
BLOCK	QTY	FREEZE PLUGS	YEARS	PART NO.	DESCRIPTION	BLOCK
	1	Brass Block Plug Kit	67	381-8006		
	1	Brass Deep Cup Freeze Plug	67	381-9001	VINTAGE; 1.625" Diameter	
	1	Brass Shallow Cup Freeze Plug	67	381-7066	2.000" Diameter	
	1	Steel Deep Cup Freeze Plug	67	381-3054	19/32" Diameter	
	1	Steel Shallow Cup Freeze Plug	67	381-2078	2.109" Diameter	

250 4.1L (4098cc) OHV L6 (12 Valve) (Chevrolet), 3.875" Bore (GMC Eng.), 1 Bbl. "Eng. Code LA" 1969 110

VALVE TRAIN	QTY	TIMING	YEARS	PART NO.	DESCRIPTION	VALVE TRAIN
	1	Gear Set	69	221-2525S	VINTAGE; (1) 221-2524; (1) 221-2537	
	1	Crank Gear	69	221-2537	27 Teeth	
VALVE TRAIN	QTY	CAMSHAFT/LIFTER	YEARS	PART NO.	DESCRIPTION	VALVE TRAIN
	1	Camshaft	69	CS-633	Hydraulic, (050) Duration at .050 Lobe Lift, 172 Exh., 172 Int., 105 Degrees Lobe Separation	
	1	Prelube		55-403 Std Only	1.5 oz. packet	
	1	Prelube		55-400 Std Only	4 oz. bottle; 1.5 oz. packet No. 55-403 also avail.	
	12	Lifter	69	HT-817 Std Only	Hyd.	
	12	Lifter, Bulk	69	HT-817B Std Only	Hyd.; Carton of 128	
VALVE TRAIN	QTY	CAM KIT	YEARS	PART NO.	DESCRIPTION	VALVE TRAIN
	1	Cam/Lifter Kit	69	KC-633	Hyd.; (1) 55-403B; (1) CS-633; (12) HT-817	
VALVE TRAIN	QTY	PUSH ROD	YEARS	PART NO.	DESCRIPTION	VALVE TRAIN
	12	Push Rod	69	RP-3180 Std Only	9.6800" O.A.L.	
	12	Push Rod	69	RP-3214R Std Only	Chrome-Moly; 9.6800" O.A.L.	
	12	Push Rod, Bulk	69	BRP-3180 Std Only	Carton of 100; 9.6800" O.A.L.	
VALVE TRAIN	QTY	ROCKER PARTS	YEARS	PART NO.	DESCRIPTION	VALVE TRAIN
	12	Arm Assy.	69	R-832 Std Only	Incl. arm, ball & nut	
	12	Arm Assy., Bulk	69	R-832B Std Only	Incl. arm, ball & nut; Carton of 64	
	12	Arm	69	R-832A Std Only		
	12	Rocker Arm Ball	69	MR-1780 Std Only		
	12	Nut	69	MR-1751 Std Only	Self-locking, 3/8" x 24 threads	
	12	Stud	69	MR-1752 Std Only	.003" O/S; 3/8" x 24 x 2.495"	
	12	Stud	69	MR-1949 Std Only	.372" x 24 x 2.495"	
VALVE TRAIN	QTY	VALVE	YEARS	PART NO.	DESCRIPTION	VALVE TRAIN
	6	Exhaust	69	V-1904 Std-3-15-30	Chrome plated stem; 1.5000" Head Dia., 0.3414" Stem Dia., 4.9280" O.A.L.	
	6	Exhaust	69	V-1888X Std Only	Chrome plated stem; Stellite face; 1.5000" Head Dia., 0.3412" Stem Dia., 4.9230" O.A.L.	
	6	Exhaust, Bulk	69	V-1904B Std-15	Chrome plated stem; Carton of 25; 1.5000" Head Dia., 0.3414" Stem Dia., 4.9280" O.A.L.	
	6	Intake	69	V-1927 Std-15	Chrome plated stem; 1.7200" Head Dia., 0.3413" Stem Dia., 4.9170" O.A.L.	
	6	Intake, Bulk	69	V-1927B Std Only	Chrome plated stem; Carton of 25; 1.7200" Head Dia., 0.3413" Stem Dia., 4.9170" O.A.L.	
VALVE TRAIN	QTY	VALVE GUIDE	YEARS	PART NO.	DESCRIPTION	VALVE TRAIN
	6	Guide	69	VG-5038 Std Only	Loc. Int.; 0.3430" ID, 2.1200" O.A.L.	
	6	Guide, Bulk	69	VG-5038B Std Only	Loc. Int.; Carton of 50; 0.3430" ID, 2.1200" O.A.L.	
VALVE TRAIN	QTY	VALVE SPRING	YEARS	PART NO.	DESCRIPTION	VALVE TRAIN
	6	Spring	69	VS-653 Std Only	VINTAGE; Loc. Exh.; 1.9000" Free Height	
	6	Spring	69	VS-653 Std Only	VINTAGE; Loc. Int.; 1.9000" Free Height	
VALVE TRAIN	QTY	VALVE SEAL	YEARS	PART NO.	DESCRIPTION	VALVE TRAIN
	12	Valve Stem Seal	69	MV-1233C Std Only	O-Ring; (RBB) Rubber	
	12	Valve Stem Seal	69	ST-2001 Std Only	Use w/O.E. guide; Positive type; Installation requires valve guide machining; (RBBTF) Rubber/PTFE	
	12	Valve Stem Seal	69	MV-1903 Std Only	Use w/VG-5038 repair guide; Positive type; (RBB) Rubber	
	12	Valve Stem Seal Bulk	69	MV-1233 Std Only	O-Ring; Carton of 100; (RBB) Rubber	
	12	Valve Stem Seal Bulk	69	ST-2001BC Std Only	Use w/O.E. guide; Positive type; Installation requires valve guide machining; Carton of 100; (RBBTF) Rubber/PTFE	
VALVE TRAIN	QTY	VALVE SEAT	YEARS	PART NO.	DESCRIPTION	VALVE TRAIN
	6	Seat	69	245-1562-2 Std Only	Loc. Exh.; 1.5675" OD, 1.3125" ID, 0.2480" Depth	
	6	Seat	69	245-1562-2N Std Only	Loc. Exh.; Premium Material; 1.5675" OD, 1.3125" ID, 0.2480" Depth	
	6	Seat	69	245-1812-4 Std Only	Loc. Int.; 1.8175" OD, 1.5625" ID, 0.2160" Depth	
	6	Seat	69	245-1812-4N Std Only	Loc. Int.; Premium Material; 1.8175" OD, 1.5625" ID, 0.2160" Depth	
VALVE TRAIN	QTY	VALVE, MISC	YEARS	PART NO.	DESCRIPTION	VALVE TRAIN
	24	Keeper	69	VK-115A Std Only	1 groove; Square cut key groove; Carton pack 24	
	24	Keeper	69	VK-115 Std Only	1 groove; Square cut key groove; Carton pack 32	

(continued on next page)

GM Car (Incl. Buick, Cad., Chev., Olds., Pontiac)

110 250 4.1L (4098cc) OHV L6 (12 Valve) (Chevrolet), 3.875" Bore (GMC Eng.), 1 Bbl. "Eng. Code LA" 1969
(cont.)

QTY	VALVE, MISC (cont.)	YEARS	PART NO.	DESCRIPTION
24	Keeper	69	VK-115R Std Only	1 groove; Square cut key groove; Hardened
24	Keeper, Bulk	69	VK-115B Std Only	1 groove; Square cut key groove; Carton of 1000
12	Spring Insert	69	259-203C Std Only	.015"; Carton of 100
12	Spring Insert	69	259-203B Std Only	.030"; Carton of 100
12	Spring Insert	69	259-203BRS Std Only	.030"; Carton of 500
12	Spring Insert	69	259-203A Std Only	.060"; Carton of 100
12	Spring Insert	69	259-203ARS Std Only	.060"; Carton of 500
QTY	PISTON	YEARS	PART NO.	DESCRIPTION
6	Cast Piston	69	599P Std-30-40-60	VINTAGE; Use w/E-234K or E-234X ring set; Cast; .9275" Pin Dia.; 2 Rings 5/64 Groove, 1 Ring 3/16 Groove, 1.640 CD, Recessed Head .115 deep.
6	Cast Piston	69	599P 40 Std-30-40-60	VINTAGE; Use w/E-234K or E-234X ring set; Cast; .9275" Pin Dia.; 2 Rings 5/64 Groove, 1 Ring 3/16 Groove, 1.640 CD, Recessed Head .115 deep.
6	Cast Piston - Individual	69	W599P Std-30-40-60	VINTAGE; Use w/WE-234K or WE-234X ring set; Cast; .9275" Pin Dia.; 2 Rings 5/64 Groove, 1 Ring 3/16 Groove, 1.640 CD, Recessed Head .115 deep.
6	Pin	69	P-2208 Std-3-5-0015	0.6200" Inside Dia., 0.9272" Outside Dia.
QTY	SLEEVE	YEARS	PART NO.	DESCRIPTION
6	Repair Sleeve	69	SL-20Y Std Only	1/8" wall, must be cut to correct length
QTY	ENGINE BEARINGS	YEARS	PART NO.	DESCRIPTION
1	Main Set	69	4124MA Std-1-10-20-30-40-60	A-Series aluminum bearings
1	Rod Set	69	6-2020CP Std-10-20-30-40	6-2020CA 60 avail. as unplated & resizeable
1	Rod Set	69	6-2020CA 60	Unplated & resizeable
6	Rod Pair	69	2020CP Std-1-2-10-20-30-40-50	
1	Cam Set	69	1203M Std Only	VINTAGE
QTY	OIL PUMP	YEARS	PART NO.	DESCRIPTION
1	Oil Pump	69	224-4147	
1	Oil Pump	69	224-4157	High Volume, check pan for clearance
QTY	GASKETS	YEARS	PART NO.	DESCRIPTION
1	Kit Gasket Set	69	260-1005	VINTAGE
QTY	FREEZE PLUGS	YEARS	PART NO.	DESCRIPTION
1	Brass Block Plug Kit	69	381-8006	
1	Brass Deep Cup Freeze Plug	69	381-9001	VINTAGE; 1.625" Diameter
1	Brass Shallow Cup Freeze Plug	69	381-7066	2.000" Diameter
1	Steel Deep Cup Freeze Plug	69	381-3054	19/32" Diameter
1	Steel Shallow Cup Freeze Plug	69	381-2078	2.109" Diameter

111 250 4.1L (4098cc) OHV L6 (12 Valve) (Chevrolet), 3.875" Bore (GMC Eng.), 1 Bbl. "Eng. Code LE" 1969

QTY	TIMING	YEARS	PART NO.	DESCRIPTION
1	Gear Set	69	221-2525S	VINTAGE; (1) 221-2524; (1) 221-2537
1	Crank Gear	69	221-2537	27 Teeth
QTY	CAMSHAFT/LIFTER	YEARS	PART NO.	DESCRIPTION
1	Camshaft	69	CS-633	Hydraulic, (050) Duration at .050 Lobe Lift, 172 Exh., 172 Int., 105 Degrees Lobe Separation
1	Prelube		55-403 Std Only	1.5 oz. packet
1	Prelube		55-400 Std Only	4 oz. bottle; 1.5 oz. packet No. 55-403 also avail.
12	Lifter	69	HT-817 Std Only	Hyd.
12	Lifter, Bulk	69	HT-817B Std Only	Hyd.; Carton of 128
QTY	CAM KIT	YEARS	PART NO.	DESCRIPTION
1	Cam/Lifter Kit	69	KC-633	Hyd.; (1) 55-403B; (1) CS-633; (12) HT-817
QTY	PUSH ROD	YEARS	PART NO.	DESCRIPTION
12	Push Rod	69	RP-3180 Std Only	9.6800" O.A.L.
12	Push Rod	69	RP-3214R Std Only	Chrome-Moly; 9.6800" O.A.L.
12	Push Rod, Bulk	69	BRP-3180 Std Only	Carton of 100; 9.6800" O.A.L.
QTY	ROCKER PARTS	YEARS	PART NO.	DESCRIPTION
12	Arm Assy.	69	R-832 Std Only	Incl. arm, ball & nut
12	Arm Assy., Bulk	69	R-832B Std Only	Incl. arm, ball & nut; Carton of 64
12	Arm	69	R-832A Std Only	
12	Rocker Arm Ball	69	MR-1780 Std Only	
12	Nut	69	MR-1751 Std Only	Self-locking, 3/8" x 24 threads
12	Stud	69	MR-1752 Std Only	.003" O/S; 3/8" x 24 x 2.495"
12	Stud	69	MR-1949 Std Only	.372" x 24 x 2.495"
QTY	VALVE	YEARS	PART NO.	DESCRIPTION
6	Exhaust	69	V-1904 Std-3-15-30	Chrome plated stem; 1.5000" Head Dia., 0.3414" Stem Dia., 4.9280" O.A.L.

(continued on next page)

GM Car (Incl. Buick, Cad., Chev., Olds., Pontiac)

250 4.1L (4098cc) OHV L6 (12 Valve) (Chevrolet), 3.875" Bore (GMC Eng.), 1 Bbl. "Eng. Code LE" 1969 111
(cont.)

QTY	VALVE (cont.)	YEARS	PART NO.	DESCRIPTION
6	Exhaust	69	V-1888X Std Only	Chrome plated stem; Stellite face; 1.5000" Head Dia., 0.3412" Stem Dia., 4.9230" O.A.L.
6	Exhaust, Bulk	69	V-1904B Std-15	Chrome plated stem; Carton of 25; 1.5000" Head Dia., 0.3414" Stem Dia., 4.9280" O.A.L.
6	Intake	69	V-1927 Std-15	Chrome plated stem; 1.7200" Head Dia., 0.3413" Stem Dia., 4.9170" O.A.L.
6	Intake, Bulk	69	V-1927B Std Only	Chrome plated stem; Carton of 25; 1.7200" Head Dia., 0.3413" Stem Dia., 4.9170" O.A.L.
QTY	VALVE GUIDE	YEARS	PART NO.	DESCRIPTION
6	Guide	69	VG-5038 Std Only	Loc. Int.; 0.3430" ID, 2.1200" O.A.L.
6	Guide, Bulk	69	VG-5038B Std Only	Loc. Int.; Carton of 50; 0.3430" ID, 2.1200" O.A.L.
QTY	VALVE SPRING	YEARS	PART NO.	DESCRIPTION
6	Spring	69	VS-653 Std Only	VINTAGE; Loc. Exh.; 1.9000" Free Height
6	Spring	69	VS-653 Std Only	VINTAGE; Loc. Int.; 1.9000" Free Height
QTY	VALVE SEAL	YEARS	PART NO.	DESCRIPTION
12	Valve Stem Seal	69	MV-1233C Std Only	O-Ring; (RBB) Rubber
12	Valve Stem Seal	69	ST-2001 Std Only	Use w/O.E. guide; Positive type; Installation requires valve guide machining; (RBBTF) Rubber/PTFE
12	Valve Stem Seal	69	MV-1903 Std Only	Use w/VG-5038 repair guide; Positive type; (RBB) Rubber
12	Valve Stem Seal Bulk	69	MV-1233 Std Only	O-Ring; Carton of 100; (RBB) Rubber
12	Valve Stem Seal Bulk	69	ST-2001BC Std Only	Use w/O.E. guide; Positive type; Installation requires valve guide machining; Carton of 100; (RBBTF) Rubber/PTFE
QTY	VALVE SEAT	YEARS	PART NO.	DESCRIPTION
6	Seat	69	245-1562-2 Std Only	Loc. Exh.; 1.5675" OD, 1.3125" ID, 0.2480" Depth
6	Seat	69	245-1562-2N Std Only	Loc. Exh.; Premium Material; 1.5675" OD, 1.3125" ID, 0.2480" Depth
6	Seat	69	245-1812-4 Std Only	Loc. Int.; 1.8175" OD, 1.5625" ID, 0.2160" Depth
6	Seat	69	245-1812-4N Std Only	Loc. Int.; Premium Material; 1.8175" OD, 1.5625" ID, 0.2160" Depth
QTY	VALVE, MISC	YEARS	PART NO.	DESCRIPTION
24	Keeper	69	VK-115A Std Only	1 groove; Square cut key groove; Carton pack 24
24	Keeper	69	VK-115 Std Only	1 groove; Square cut key groove; Carton pack 32
24	Keeper	69	VK-115R Std Only	1 groove; Square cut key groove; Hardened
24	Keeper, Bulk	69	VK-115B Std Only	1 groove; Square cut key groove; Carton of 1000
12	Spring Insert	69	259-203C Std Only	.015"; Carton of 100
12	Spring Insert	69	259-203B Std Only	.030"; Carton of 100
12	Spring Insert	69	259-203BRS Std Only	.030"; Carton of 500
12	Spring Insert	69	259-203A Std Only	.060"; Carton of 100
12	Spring Insert	69	259-203ARS Std Only	.060"; Carton of 500
QTY	PISTON	YEARS	PART NO.	DESCRIPTION
6	Cast Piston	69	599P Std-30-40-60	VINTAGE; Use w/E-234K or E-234X ring set; Cast; .9275" Pin Dia.; 2 Rings 5/64 Groove, 1 Ring 3/16 Groove, 1.640 CD, Recessed Head .115 deep.
6	Cast Piston	69	599P 40 Std-30-40-60	VINTAGE; Use w/E-234K or E-234X ring set; Cast; .9275" Pin Dia.; 2 Rings 5/64 Groove, 1 Ring 3/16 Groove, 1.640 CD, Recessed Head .115 deep.
6	Cast Piston - Individual	69	W599P Std-30-40-60	VINTAGE; Use w/WE-234K or WE-234X ring set; Cast; .9275" Pin Dia.; 2 Rings 5/64 Groove, 1 Ring 3/16 Groove, 1.640 CD, Recessed Head .115 deep.
6	Pin	69	P-2208 Std-3-5-0015	0.6200" Inside Dia., 0.9272" Outside Dia.
QTY	SLEEVE	YEARS	PART NO.	DESCRIPTION
6	Repair Sleeve	69	SL-20Y Std Only	1/8" wall, must be cut to correct length
QTY	ENGINE BEARINGS	YEARS	PART NO.	DESCRIPTION
1	Main Set	69	4124MA Std-1-10-20-30-40-60	A-Series aluminum bearings
1	Rod Set	69	6-2020CP Std-10-20-30-40	6-2020CA 60 avail. as unplated & resizeable
1	Rod Set	69	6-2020CA 60 60	Unplated & resizeable
6	Rod Pair	69	2020CP Std-1-2-10-20-30-40-50	
1	Cam Set	69	1203M Std Only	VINTAGE
QTY	OIL PUMP	YEARS	PART NO.	DESCRIPTION
1	Oil Pump	69	224-4147	
1	Oil Pump	69	224-4157	High Volume, check pan for clearance
QTY	GASKETS	YEARS	PART NO.	DESCRIPTION
1	Kit Gasket Set	69	260-1005	VINTAGE
QTY	FREEZE PLUGS	YEARS	PART NO.	DESCRIPTION
1	Brass Block Plug Kit	69	381-8006	
1	Brass Deep Cup Freeze Plug	69	381-9001	VINTAGE; 1.625" Diameter
1	Brass Shallow Cup Freeze Plug	69	381-7066	2.000" Diameter
1	Steel Deep Cup Freeze Plug	69	381-3054	19/32" Diameter

(continued on next page)

GM Car (Incl. Buick, Cad., Chev., Olds., Pontiac)

111 250 4.1L (4098cc) OHV L6 (12 Valve) (Chevrolet), 3.875" Bore (GMC Eng.), 1 Bbl. "Eng. Code LE" 1969
(cont.)

QTY	FREEZE PLUGS (cont.)	YEARS	PART NO.	DESCRIPTION
1	Steel Shallow Cup Freeze Plug	69	381-2078	2.109" Diameter

112 250 4.1L (4098cc) OHV L6 (12 Valve) (Chevrolet), 3.875" Bore (GMC Eng.), 1 Bbl. "Eng. Code MA" 1969

QTY	TIMING	YEARS	PART NO.	DESCRIPTION
1	Gear Set	69	221-2525S	VINTAGE; (1) 221-2524; (1) 221-2537
1	Crank Gear	69	221-2537	27 Teeth
QTY	CAMSHAFT/LIFTER	YEARS	PART NO.	DESCRIPTION
1	Camshaft	69	CS-633	Hydraulic, (050) Duration at .050 Lobe Lift, 172 Exh., 172 Int., 105 Degrees Lobe Separation
1	Prelube		55-403 Std Only	1.5 oz. packet
1	Prelube		55-400 Std Only	4 oz. bottle; 1.5 oz. packet No. 55-403 also avail.
12	Lifter	69	HT-817 Std Only	Hyd.
12	Lifter, Bulk	69	HT-817B Std Only	Hyd.; Carton of 128
QTY	CAM KIT	YEARS	PART NO.	DESCRIPTION
1	Cam/Lifter Kit	69	KC-633	Hyd.; (1) 55-403B; (1) CS-633; (12) HT-817
QTY	PUSH ROD	YEARS	PART NO.	DESCRIPTION
12	Push Rod	69	RP-3180 Std Only	9.6800" O.A.L.
12	Push Rod	69	RP-3214R Std Only	Chrome-Moly; 9.6800" O.A.L.
12	Push Rod, Bulk	69	BRP-3180 Std Only	Carton of 100; 9.6800" O.A.L.
QTY	ROCKER PARTS	YEARS	PART NO.	DESCRIPTION
12	Arm Assy.	69	R-832 Std Only	Incl. arm, ball & nut
12	Arm Assy., Bulk	69	R-832B Std Only	Incl. arm, ball & nut; Carton of 64
12	Arm	69	R-832A Std Only	
12	Rocker Arm Ball	69	MR-1780 Std Only	
12	Nut	69	MR-1751 Std Only	Self-locking, 3/8" x 24 threads
12	Stud	69	MR-1752 Std Only	.003" O/S; 3/8" x 24 x 2.495"
12	Stud	69	MR-1949 Std Only	.372" x 24 x 2.495"
QTY	VALVE	YEARS	PART NO.	DESCRIPTION
6	Exhaust	69	V-1904 Std-3-15-30	Chrome plated stem; 1.5000" Head Dia., 0.3414" Stem Dia., 4.9280" O.A.L.
6	Exhaust	69	V-1888X Std Only	Chrome plated stem; Stellite face; 1.5000" Head Dia., 0.3412" Stem Dia., 4.9230" O.A.L.
6	Exhaust, Bulk	69	V-1904B Std-15	Chrome plated stem; Carton of 25; 1.5000" Head Dia., 0.3414" Stem Dia., 4.9280" O.A.L.
6	Intake	69	V-1927 Std-15	Chrome plated stem; 1.7200" Head Dia., 0.3413" Stem Dia., 4.9170" O.A.L.
6	Intake, Bulk	69	V-1927B Std Only	Chrome plated stem; Carton of 25; 1.7200" Head Dia., 0.3413" Stem Dia., 4.9170" O.A.L.
QTY	VALVE GUIDE	YEARS	PART NO.	DESCRIPTION
6	Guide	69	VG-5038 Std Only	Loc. Int.; 0.3430" ID, 2.1200" O.A.L
6	Guide, Bulk	69	VG-5038B Std Only	Loc. Int.; Carton of 50; 0.3430" ID, 2.1200" O.A.L
QTY	VALVE SPRING	YEARS	PART NO.	DESCRIPTION
6	Spring	69	VS-653 Std Only	VINTAGE; Loc. Exh.; 1.9000" Free Height
6	Spring	69	VS-653 Std Only	VINTAGE; Loc. Int.; 1.9000" Free Height
QTY	VALVE SEAL	YEARS	PART NO.	DESCRIPTION
12	Valve Stem Seal	69	MV-1233C Std Only	O-Ring; (RBB) Rubber
12	Valve Stem Seal	69	ST-2001 Std Only	Use w/O.E. guide; Positive type; Installation requires valve guide machining; (RBBTF) Rubber/PTFE
12	Valve Stem Seal	69	MV-1903 Std Only	Use w/VG-5038 repair guide; Positive type; (RBB) Rubber
12	Valve Stem Seal Bulk	69	MV-1233 Std Only	O-Ring; Carton of 100; (RBB) Rubber
12	Valve Stem Seal Bulk	69	ST-2001BC Std Only	Use w/O.E. guide; Positive type; Installation requires valve guide machining; Carton of 100; (RBBTF) Rubber/PTFE
QTY	VALVE SEAT	YEARS	PART NO.	DESCRIPTION
6	Seat	69	245-1562-2 Std Only	Loc. Exh.; 1.5675" OD, 1.3125" ID, 0.2480" Depth
6	Seat	69	245-1562-2N Std Only	Loc. Exh.; Premium Material; 1.5675" OD, 1.3125" ID, 0.2480" Depth
6	Seat	69	245-1812-4 Std Only	Loc. Int.; 1.8175" OD, 1.5625" ID, 0.2160" Depth
6	Seat	69	245-1812-4N Std Only	Loc. Int.; Premium Material; 1.8175" OD, 1.5625" ID, 0.2160" Depth
QTY	VALVE, MISC	YEARS	PART NO.	DESCRIPTION
24	Keeper	69	VK-115A Std Only	1 groove; Square cut key groove; Carton pack 24
24	Keeper	69	VK-115 Std Only	1 groove; Square cut key groove; Carton pack 32
24	Keeper	69	VK-115R Std Only	1 groove; Square cut key groove; Hardened
24	Keeper, Bulk	69	VK-115B Std Only	1 groove; Square cut key groove; Carton of 1000
12	Spring Insert	69	259-203C Std Only	.015"; Carton of 100
12	Spring Insert	69	259-203B Std Only	.030"; Carton of 100
12	Spring Insert	69	259-203BRS Std Only	.030"; Carton of 500
12	Spring Insert	69	259-203A Std Only	.060"; Carton of 100

VALVE TRAIN

VALVE TRAIN

(continued on next page)

GM Car (Incl. Buick, Cad., Chev., Olds., Pontiac)

250 4.1L (4098cc) OHV L6 (12 Valve) (Chevrolet), 3.875" Bore (GMC Eng.), 1 Bbl. "Eng. Code MA" 1969 112
(cont.)

QTY	VALVE, MISC (cont.)	YEARS	PART NO.	DESCRIPTION
12	Spring Insert	69	259-203ARS Std Only	.060"; Carton of 500
QTY	PISTON	YEARS	PART NO.	DESCRIPTION
6	Cast Piston	69	599P Std-30-40-60	VINTAGE; Use w/E-234K or E-234X ring set; Cast; .9275" Pin Dia.; 2 Rings 5/64 Groove, 1 Ring 3/16 Groove, 1.640 CD, Recessed Head .115 deep.
6	Cast Piston	69	599P 40 Std-30-40-60	VINTAGE; Use w/E-234K or E-234X ring set; Cast; .9275" Pin Dia.; 2 Rings 5/64 Groove, 1 Ring 3/16 Groove, 1.640 CD, Recessed Head .115 deep.
6	Cast Piston - Individual	69	W599P Std-30-40-60	VINTAGE; Use w/WE-234K or WE-234X ring set; Cast; .9275" Pin Dia.; 2 Rings 5/64 Groove, 1 Ring 3/16 Groove, 1.640 CD, Recessed Head .115 deep.
6	Pin	69	P-2208 Std-3-5-0015	0.6200" Inside Dia., 0.9272" Outside Dia.
QTY	SLEEVE	YEARS	PART NO.	DESCRIPTION
6	Repair Sleeve	69	SL-20Y Std Only	1/8" wall, must be cut to correct length
QTY	ENGINE BEARINGS	YEARS	PART NO.	DESCRIPTION
1	Main Set	69	4124MA Std-1-10-20-30-40-60	A-Series aluminum bearings
1	Rod Set	69	6-2020CP Std-10-20-30-40	6-2020CA 60 avail. as unplated & resizeable
1	Rod Set	69	6-2020CA 60 60	Unplated & resizeable
6	Rod Pair	69	2020CP Std-1-2-10-20-30-40-50	
1	Cam Set	69	1203M Std Only	VINTAGE
QTY	OIL PUMP	YEARS	PART NO.	DESCRIPTION
1	Oil Pump	69	224-4147	
1	Oil Pump	69	224-4157	High Volume, check pan for clearance
QTY	GASKETS	YEARS	PART NO.	DESCRIPTION
1	Kit Gasket Set	69	260-1005	VINTAGE
QTY	FREEZE PLUGS	YEARS	PART NO.	DESCRIPTION
1	Brass Block Plug Kit	69	381-8006	
1	Brass Deep Cup Freeze Plug	69	381-9001	VINTAGE; 1.625" Diameter
1	Brass Shallow Cup Freeze Plug	69	381-7066	2.000" Diameter
1	Steel Deep Cup Freeze Plug	69	381-3054	19/32" Diameter
1	Steel Shallow Cup Freeze Plug	69	381-2078	2.109" Diameter

250 4.1L (4098cc) OHV L6 (12 Valve) (Chevrolet), 3.875" Bore (GMC Eng.), 1 Bbl. "Eng. Code ME" 1969 113

QTY	TIMING	YEARS	PART NO.	DESCRIPTION
1	Gear Set	69	221-2525S	VINTAGE; (1) 221-2524; (1) 221-2537
1	Crank Gear	69	221-2537	27 Teeth
QTY	CAMSHAFT/LIFTER	YEARS	PART NO.	DESCRIPTION
1	Camshaft	69	CS-633	Hydraulic, (050) Duration at .050 Lobe Lift, 172 Exh., 172 Int., 105 Degrees Lobe Separation
1	Prelube		55-403 Std Only	1.5 oz. packet
1	Prelube		55-400 Std Only	4 oz. bottle; 1.5 oz. packet No. 55-403 also avail.
12	Lifter	69	HT-817 Std Only	Hyd.
12	Lifter, Bulk	69	HT-817B Std Only	Hyd.; Carton of 128
QTY	CAM KIT	YEARS	PART NO.	DESCRIPTION
1	Cam/Lifter Kit	69	KC-633	Hyd.; (1) 55-403B; (1) CS-633; (12) HT-817
QTY	PUSH ROD	YEARS	PART NO.	DESCRIPTION
12	Push Rod	69	RP-3180 Std Only	9.6800" O.A.L.
12	Push Rod	69	RP-3214R Std Only	Chrome-Moly; 9.6800" O.A.L.
12	Push Rod, Bulk	69	BRP-3180 Std Only	Carton of 100; 9.6800" O.A.L.
QTY	ROCKER PARTS	YEARS	PART NO.	DESCRIPTION
12	Arm Assy.	69	R-832 Std Only	Incl. arm, ball & nut
12	Arm Assy., Bulk	69	R-832B Std Only	Incl. arm, ball & nut; Carton of 64
12	Arm	69	R-832A Std Only	
12	Rocker Arm Ball	69	MR-1780 Std Only	
12	Nut	69	MR-1751 Std Only	Self-locking, 3/8" x 24 threads
12	Stud	69	MR-1752 Std Only	.003" O/S; 3/8" x 24 x 2.495"
12	Stud	69	MR-1949 Std Only	.372" x 24 x 2.495"
QTY	VALVE	YEARS	PART NO.	DESCRIPTION
6	Exhaust	69	V-1904 Std-3-15-30	Chrome plated stem; 1.5000" Head Dia., 0.3414" Stem Dia., 4.9280" O.A.L.
6	Exhaust	69	V-1888X Std Only	Chrome plated stem; Stellite face; 1.5000" Head Dia., 0.3412" Stem Dia., 4.9230" O.A.L.
6	Exhaust, Bulk	69	V-1904B Std-15	Chrome plated stem; Carton of 25; 1.5000" Head Dia., 0.3414" Stem Dia., 4.9280" O.A.L.
6	Intake	69	V-1927 Std-15	Chrome plated stem; 1.7200" Head Dia., 0.3413" Stem Dia., 4.9170" O.A.L.

(continued on next page)

GM Car (Incl. Buick, Cad., Chev., Olds., Pontiac)

113 250 4.1L (4098cc) OHV L6 (12 Valve) (Chevrolet), 3.875" Bore (GMC Eng.), 1 Bbl. "Eng. Code ME" 1969
(cont.)

	QTY	VALVE (cont.)	YEARS	PART NO.	DESCRIPTION
VALVE TRAIN	6	Intake, Bulk	69	V-1927B Std Only	Chrome plated stem; Carton of 25; 1.7200" Head Dia., 0.3413" Stem Dia., 4.9170" O.A.L.
	6	Guide	69	VG-5038 Std Only	Loc. Int.; 0.3430" ID, 2.1200" O.A.L
	6	Guide, Bulk	69	VG-5038B Std Only	Loc. Int.; Carton of 50; 0.3430" ID, 2.1200" O.A.L
	6	Spring	69	VS-653 Std Only	VINTAGE; Loc. Exh.; 1.9000" Free Height
	6	Spring	69	VS-653 Std Only	VINTAGE; Loc. Int.; 1.9000" Free Height
	12	Valve Stem Seal	69	MV-1233C Std Only	O-Ring; (RBB) Rubber
	12	Valve Stem Seal	69	ST-2001 Std Only	Use w/O.E. guide; Positive type; Installation requires valve guide machining; (RBBTF) Rubber/PTFE
	12	Valve Stem Seal	69	MV-1903 Std Only	Use w/VG-5038 repair guide; Positive type; (RBB) Rubber
	12	Valve Stem Seal Bulk	69	MV-1233 Std Only	O-Ring; Carton of 100; (RBB) Rubber
	12	Valve Stem Seal Bulk	69	ST-2001BC Std Only	Use w/O.E. guide; Positive type; Installation requires valve guide machining; Carton of 100; (RBBTF) Rubber/PTFE
VALVE TRAIN	6	Seat	69	245-1562-2 Std Only	Loc. Exh.; 1.5675" OD, 1.3125" ID, 0.2480" Depth
	6	Seat	69	245-1562-2N Std Only	Loc. Exh.; Premium Material; 1.5675" OD, 1.3125" ID, 0.2480" Depth
	6	Seat	69	245-1812-4 Std Only	Loc. Int.; 1.8175" OD, 1.5625" ID, 0.2160" Depth
	6	Seat	69	245-1812-4N Std Only	Loc. Int.; Premium Material; 1.8175" OD, 1.5625" ID, 0.2160" Depth
	24	Keeper	69	VK-115A Std Only	1 groove; Square cut key groove; Carton pack 24
	24	Keeper	69	VK-115 Std Only	1 groove; Square cut key groove; Carton pack 32
	24	Keeper	69	VK-115R Std Only	1 groove; Square cut key groove; Hardened
	24	Keeper, Bulk	69	VK-115B Std Only	1 groove; Square cut key groove; Carton of 1000
	12	Spring Insert	69	259-203C Std Only	.015"; Carton of 100
	12	Spring Insert	69	259-203B Std Only	.030"; Carton of 100
BLOCK	6	Cast Piston	69	599P Std-30-40-60	VINTAGE; Use w/E-234K or E-234X ring set; Cast; .9275" Pin Dia.; 2 Rings 5/64 Groove, 1 Ring 3/16 Groove, 1.640 CD, Recessed Head .115 deep.
	6	Cast Piston	69	599P 40 Std-30-40-60	VINTAGE; Use w/E-234K or E-234X ring set; Cast; .9275" Pin Dia.; 2 Rings 5/64 Groove, 1 Ring 3/16 Groove, 1.640 CD, Recessed Head .115 deep.
	6	Cast Piston - Individual	69	W599P Std-30-40-60	VINTAGE; Use w/WE-234K or WE-234X ring set; Cast; .9275" Pin Dia.; 2 Rings 5/64 Groove, 1 Ring 3/16 Groove, 1.640 CD, Recessed Head .115 deep.
	6	Pin	69	P-2208 Std-3-5-0015	0.6200" Inside Dia., 0.9272" Outside Dia.
	6	Repair Sleeve	69	SL-20Y Std Only	1/8" wall, must be cut to correct length
	1	Main Set	69	4124MA Std-1-10-20-30-40-60	A-Series aluminum bearings
	1	Rod Set	69	6-2020CP Std-10-20-30-40	6-2020CA 60 avail. as unplated & resizeable
	1	Rod Set	69	6-2020CA 60 60	Unplated & resizeable
	6	Rod Pair	69	2020CP Std-1-2-10-20-30-40-50	
	1	Cam Set	69	1203M Std Only	VINTAGE
BLOCK	1	Oil Pump	69	224-4147	
	1	Oil Pump	69	224-4157	High Volume, check pan for clearance
	1	Kit Gasket Set	69	260-1005	VINTAGE
	1	Brass Block Plug Kit	69	381-8006	
	1	Brass Deep Cup Freeze Plug	69	381-9001	VINTAGE; 1.625" Diameter
	1	Brass Shallow Cup Freeze Plug	69	381-7066	2.000" Diameter
	1	Steel Deep Cup Freeze Plug	69	381-3054	19/32" Diameter
	1	Steel Shallow Cup Freeze Plug	69	381-2078	2.109" Diameter

114 250 4.1L (4098cc) OHV L6 (12 Valve) (Chevrolet), 3.875" Bore (GMC Eng.), 1 Bbl. "Eng. Code PS" 1968

	QTY	TIMING	YEARS	PART NO.	DESCRIPTION
	1	Gear Set	68	221-2525S	VINTAGE; (1) 221-2524; (1) 221-2537

(continued on next page)

GM Car (Incl. Buick, Cad., Chev., Olds., Pontiac)

250 4.1L (4098cc) OHV L6 (12 Valve) (Chevrolet), 3.875" Bore (GMC Eng.), 1 Bbl. "Eng. Code PS" 1968 **114**

(cont.)

QTY	TIMING (cont.)	YEARS	PART NO.	DESCRIPTION
1	Crank Gear	68	221-2537	27 Teeth
QTY	CAMSHAFT/LIFTER	YEARS	PART NO.	DESCRIPTION
1	Camshaft	68	CS-633	Hydraulic, (050) Duration at .050 Lobe Lift, 172 Exh., 172 Int., 105 Degrees Lobe Separation
1	Prelube		55-403 Std Only	1.5 oz. packet
1	Prelube		55-400 Std Only	4 oz. bottle; 1.5 oz. packet No. 55-403 also avail.
12	Lifter	68	HT-817 Std Only	Hyd.
12	Lifter, Bulk	68	HT-817B Std Only	Hyd.; Carton of 128
QTY	CAM KIT	YEARS	PART NO.	DESCRIPTION
1	Cam/Lifter Kit	68	KC-633	Hyd.; (1) 55-403B; (1) CS-633; (12) HT-817
QTY	PUSH ROD	YEARS	PART NO.	DESCRIPTION
12	Push Rod	68	RP-3180 Std Only	9.6800" O.A.L.
12	Push Rod	68	RP-3214R Std Only	Chrome-Moly; 9.6800" O.A.L.
12	Push Rod, Bulk	68	BRP-3180 Std Only	Carton of 100; 9.6800" O.A.L.
QTY	ROCKER PARTS	YEARS	PART NO.	DESCRIPTION
12	Arm Assy.	68	R-832 Std Only	Incl. arm, ball & nut
12	Arm Assy., Bulk	68	R-832B Std Only	Incl. arm, ball & nut; Carton of 64
12	Arm	68	R-832A Std Only	
12	Rocker Arm Ball	68	MR-1780 Std Only	
12	Nut	68	MR-1751 Std Only	Self-locking, 3/8" x 24 threads
12	Stud	68	MR-1752 Std Only	.003" O/S; 3/8" x 24 x 2.495"
12	Stud	68	MR-1949 Std Only	.372" x 24 x 2.495"
QTY	VALVE	YEARS	PART NO.	DESCRIPTION
6	Exhaust	68	V-1904 Std-3-15-30	Chrome plated stem; 1.5000" Head Dia., 0.3414" Stem Dia., 4.9280" O.A.L.
6	Exhaust	68	V-1888X Std Only	Chrome plated stem; Stellite face; 1.5000" Head Dia., 0.3412" Stem Dia., 4.9230" O.A.L.
6	Exhaust, Bulk	68	V-1904B Std-15	Chrome plated stem; Carton of 25; 1.5000" Head Dia., 0.3414" Stem Dia., 4.9280" O.A.L.
6	Intake	68	V-1927 Std-15	Chrome plated stem; 1.7200" Head Dia., 0.3413" Stem Dia., 4.9170" O.A.L.
6	Intake, Bulk	68	V-1927B Std Only	Chrome plated stem; Carton of 25; 1.7200" Head Dia., 0.3413" Stem Dia., 4.9170" O.A.L.
QTY	VALVE GUIDE	YEARS	PART NO.	DESCRIPTION
6	Guide	68	VG-5038 Std Only	Loc. Int.; 0.3430" ID, 2.1200" O.A.L.
6	Guide, Bulk	68	VG-5038B Std Only	Loc. Int.; Carton of 50; 0.3430" ID, 2.1200" O.A.L.
QTY	VALVE SPRING	YEARS	PART NO.	DESCRIPTION
6	Spring	68	VS-653 Std Only	VINTAGE; Loc. Exh.; 1.9000" Free Height
6	Spring	68	VS-653 Std Only	VINTAGE; Loc. Int.; 1.9000" Free Height
QTY	VALVE SEAL	YEARS	PART NO.	DESCRIPTION
12	Valve Stem Seal	68	MV-1233C Std Only	O-Ring; (RBB) Rubber
12	Valve Stem Seal	68	ST-2001 Std Only	Use w/O.E. guide; Positive type; Installation requires valve guide machining; (RBBTF) Rubber/PTFE
12	Valve Stem Seal	68	MV-1903 Std Only	Use w/VG-5038 repair guide; Positive type; (RBB) Rubber
12	Valve Stem Seal Bulk	68	MV-1233 Std Only	O-Ring; Carton of 100; (RBB) Rubber
12	Valve Stem Seal Bulk	68	ST-2001BC Std Only	Use w/O.E. guide; Positive type; Installation requires valve guide machining; Carton of 100; (RBBTF) Rubber/PTFE
QTY	VALVE SEAT	YEARS	PART NO.	DESCRIPTION
6	Seat	68	245-1562-2 Std Only	Loc. Exh.; 1.5675" OD, 1.3125" ID, 0.2480" Depth
6	Seat	68	245-1562-2N Std Only	Loc. Exh.; Premium Material; 1.5675" OD, 1.3125" ID, 0.2480" Depth
6	Seat	68	245-1812-4 Std Only	Loc. Int.; 1.8175" OD, 1.5625" ID, 0.2160" Depth
6	Seat	68	245-1812-4N Std Only	Loc. Int.; Premium Material; 1.8175" OD, 1.5625" ID, 0.2160" Depth
QTY	VALVE, MISC	YEARS	PART NO.	DESCRIPTION
24	Keeper	68	VK-115A Std Only	1 groove; Square cut key groove; Carton pack 24
24	Keeper	68	VK-115 Std Only	1 groove; Square cut key groove; Carton pack 32
24	Keeper	68	VK-115R Std Only	1 groove; Square cut key groove; Hardened
24	Keeper, Bulk	68	VK-115B Std Only	1 groove; Square cut key groove; Carton of 1000
12	Spring Insert	68	259-203C Std Only	.015"; Carton of 100
12	Spring Insert	68	259-203B Std Only	.030"; Carton of 100
12	Spring Insert	68	259-203BRS Std Only	.030"; Carton of 500
12	Spring Insert	68	259-203A Std Only	.060"; Carton of 100
12	Spring Insert	68	259-203ARS Std Only	.060"; Carton of 500
QTY	PISTON	YEARS	PART NO.	DESCRIPTION
6	Cast Piston	68	599P Std-30-40-60	VINTAGE; Use w/E-234K or E-234X ring set; Cast; .9275" Pin Dia.; 2 Rings 5/64 Groove, 1 Ring 3/16 Groove, 1.640 CD, Recessed Head .115 deep.

VALVE TRAIN

VALVE TRAIN

(continued on next page)

GM Car (Incl. Buick, Cad., Chev., Olds., Pontiac)

114 250 4.1L (4098cc) OHV L6 (12 Valve) (Chevrolet), 3.875" Bore (GMC Eng.), 1 Bbl. "Eng. Code PS" 1968
(cont.)

QTY	PISTON (cont.)	YEARS	PART NO.	DESCRIPTION
6	Cast Piston	68	599P 40 Std-30-40-60	VINTAGE; Use w/E-234K or E-234X ring set; Cast; .9275" Pin Dia.; 2 Rings 5/64 Groove, 1 Ring 3/16 Groove, 1.640 CD, Recessed Head .115 deep.
6	Cast Piston - Individual	68	W599P Std-30-40-60	VINTAGE; Use w/WE-234K or WE-234X ring set; Cast; .9275" Pin Dia.; 2 Rings 5/64 Groove, 1 Ring 3/16 Groove, 1.640 CD, Recessed Head .115 deep.
6	Pin	68	P-2208 Std-3-5-0015	0.6200" Inside Dia., 0.9272" Outside Dia.
QTY	SLEEVE	YEARS	PART NO.	DESCRIPTION
6	Repair Sleeve	68	SL-20Y Std Only	1/8" wall, must be cut to correct length
QTY	ENGINE BEARINGS	YEARS	PART NO.	DESCRIPTION
1	Main Set	68	4124MA Std-1-10-20-30-40-60	A-Series aluminum bearings
1	Rod Set	68	6-2020CP Std-10-20-30-40	6-2020CA 60 avail. as unplated & resizeable
1	Rod Set	68	6-2020CA 60 60	Unplated & resizeable
6	Rod Pair	68	2020CP Std-1-2-10-20-30-40-50	
1	Cam Set	68	1203M Std Only	VINTAGE
QTY	OIL PUMP	YEARS	PART NO.	DESCRIPTION
1	Oil Pump	68	224-4147	
1	Oil Pump	68	224-4157	High Volume, check pan for clearance
QTY	GASKETS	YEARS	PART NO.	DESCRIPTION
1	Kit Gasket Set	68	260-1005	VINTAGE
QTY	FREEZE PLUGS	YEARS	PART NO.	DESCRIPTION
1	Brass Block Plug Kit	68	381-8006	
1	Brass Deep Cup Freeze Plug	68	381-9001	VINTAGE; 1.625" Diameter
1	Brass Shallow Cup Freeze Plug	68	381-7066	2.000" Diameter
1	Steel Deep Cup Freeze Plug	68	381-3054	19/32" Diameter
1	Steel Shallow Cup Freeze Plug	68	381-2078	2.109" Diameter

115 250 4.1L (4098cc) OHV L6 (12 Valve) (Chevrolet), 3.875" Bore (GMC Eng.), 1 Bbl. "Eng. Code RF" 1971-1970

QTY	TIMING	YEARS	PART NO.	DESCRIPTION
1	Gear Set	71-70	221-2525S	VINTAGE; (1) 221-2524; (1) 221-2537
1	Crank Gear	71-70	221-2537	27 Teeth
QTY	CAMSHAFT/LIFTER	YEARS	PART NO.	DESCRIPTION
1	Camshaft	71-70	CS-633	Hydraulic, (050) Duration at .050 Lobe Lift, 172 Exh., 172 Int., 105 Degrees Lobe Separation
1	Prelube		55-403 Std Only	1.5 oz. packet
1	Prelube		55-400 Std Only	4 oz. bottle; 1.5 oz. packet No. 55-403 also avail.
12	Lifter	71-70	HT-817 Std Only	Hyd.
12	Lifter, Bulk	71-70	HT-817B Std Only	Hyd.; Carton of 128
QTY	CAM KIT	YEARS	PART NO.	DESCRIPTION
1	Cam/Lifter Kit	71-70	KC-633	Hyd.; (1) 55-403B; (1) CS-633; (12) HT-817
QTY	PUSH ROD	YEARS	PART NO.	DESCRIPTION
12	Push Rod	71-70	RP-3180 Std Only	9.6800" O.A.L.
12	Push Rod	71-70	RP-3214R Std Only	Chrome-Moly; 9.6800" O.A.L.
12	Push Rod, Bulk	71-70	BRP-3180 Std Only	Carton of 100; 9.6800" O.A.L.
QTY	ROCKER PARTS	YEARS	PART NO.	DESCRIPTION
12	Arm Assy.	71-70	R-832 Std Only	Incl. arm, ball & nut
12	Arm Assy., Bulk	71-70	R-832B Std Only	Incl. arm, ball & nut; Carton of 64
12	Arm	71-70	R-832A Std Only	
12	Rocker Arm Ball	71-70	MR-1780 Std Only	
12	Nut	71-70	MR-1751 Std Only	Self-locking, 3/8" x 24 threads
12	Stud	71-70	MR-1752 Std Only	.003" O/S; 3/8" x 24 x 2.495"
12	Stud	71-70	MR-1949 Std Only	.372" x 24 x 2.495"
QTY	VALVE	YEARS	PART NO.	DESCRIPTION
6	Exhaust	71-70	V-1904 Std-3-15-30	Chrome plated stem; 1.5000" Head Dia., 0.3414" Stem Dia., 4.9280" O.A.L.
6	Exhaust	71-70	V-1888X Std Only	Chrome plated stem; Stellite face; 1.5000" Head Dia., 0.3412" Stem Dia., 4.9230" O.A.L.
6	Exhaust, Bulk	71-70	V-1904B Std-15	Chrome plated stem; Carton of 25; 1.5000" Head Dia., 0.3414" Stem Dia., 4.9280" O.A.L.
6	Intake	71-70	V-1927 Std-15	Chrome plated stem; 1.7200" Head Dia., 0.3413" Stem Dia., 4.9170" O.A.L.
6	Intake, Bulk	71-70	V-1927B Std Only	Chrome plated stem; Carton of 25; 1.7200" Head Dia., 0.3413" Stem Dia., 4.9170" O.A.L.
QTY	VALVE GUIDE	YEARS	PART NO.	DESCRIPTION
6	Guide	71-70	VG-5038 Std Only	Loc. Int.; 0.3430" ID, 2.1200" O.A.L
6	Guide, Bulk	71-70	VG-5038B Std Only	Loc. Int.; Carton of 50; 0.3430" ID, 2.1200" O.A.L

(continued on next page)

GM Car (Incl. Buick, Cad., Chev., Olds., Pontiac)

250 4.1L (4098cc) OHV L6 (12 Valve) (Chevrolet), 3.875" Bore (GMC Eng.), 1 Bbl. "Eng. Code RF" 1971-1970 **115**
(cont.)

	QTY	VALVE SPRING	YEARS	PART NO.	DESCRIPTION
VALVE TRAIN	6	Spring	71-70	VS-653 Std Only	VINTAGE; Loc. Exh.; 1.9000" Free Height
	6	Spring	71-70	VS-653 Std Only	VINTAGE; Loc. Int.; 1.9000" Free Height
	12	Valve Stem Seal	71-70	MV-1233C Std Only	O-Ring; (RBB) Rubber
	12	Valve Stem Seal	71-70	ST-2001 Std Only	Use w/O.E. guide; Positive type; Installation requires valve guide machining; (RBBTF) Rubber/PTFE
	12	Valve Stem Seal	71-70	MV-1903 Std Only	Use w/VG-5038 repair guide; Positive type; (RBB) Rubber
	12	Valve Stem Seal Bulk	71-70	MV-1233 Std Only	O-Ring; Carton of 100; (RBB) Rubber
	12	Valve Stem Seal Bulk	71-70	ST-2001BC Std Only	Use w/O.E. guide; Positive type; Installation requires valve guide machining; Carton of 100; (RBBTF) Rubber/PTFE
	6	Seat	71-70	245-1562-2 Std Only	Loc. Exh.; 1.5675" OD, 1.3125" ID, 0.2480" Depth
	6	Seat	71-70	245-1562-2N Std Only	Loc. Exh.; Premium Material; 1.5675" OD, 1.3125" ID, 0.2480" Depth
	6	Seat	71-70	245-1812-4 Std Only	Loc. Int.; 1.8175" OD, 1.5625" ID, 0.2160" Depth
	6	Seat	71-70	245-1812-4N Std Only	Loc. Int.; Premium Material; 1.8175" OD, 1.5625" ID, 0.2160" Depth
	24	Keeper	71-70	VK-115A Std Only	1 groove; Square cut key groove; Carton pack 24
24	Keeper	71-70	VK-115 Std Only	1 groove; Square cut key groove; Carton pack 32	
24	Keeper	71-70	VK-115R Std Only	1 groove; Square cut key groove; Hardened	
24	Keeper, Bulk	71-70	VK-115B Std Only	1 groove; Square cut key groove; Carton of 1000	
12	Spring Insert	71-70	259-203C Std Only	.015"; Carton of 100	
12	Spring Insert	71-70	259-203B Std Only	.030"; Carton of 100	
12	Spring Insert	71-70	259-203BRS Std Only	.030"; Carton of 500	
12	Spring Insert	71-70	259-203A Std Only	.060"; Carton of 100	
12	Spring Insert	71-70	259-203ARS Std Only	.060"; Carton of 500	
6	Rotocap	71	RC-157S Std Only	Loc. Exh.	
BLOCK	6	Cast Piston	71-70	599P Std-30-40-60	VINTAGE; Use w/E-234K or E-234X ring set; Cast; .9275" Pin Dia.; 2 Rings 5/64 Groove, 1 Ring 3/16 Groove, 1.640 CD, Recessed Head .115 deep.
	6	Cast Piston	71-70	599P 40 Std-30-40-60	VINTAGE; Use w/E-234K or E-234X ring set; Cast; .9275" Pin Dia.; 2 Rings 5/64 Groove, 1 Ring 3/16 Groove, 1.640 CD, Recessed Head .115 deep.
	6	Cast Piston - Individual	71-70	W599P Std-30-40-60	VINTAGE; Use w/WE-234K or WE-234X ring set; Cast; .9275" Pin Dia.; 2 Rings 5/64 Groove, 1 Ring 3/16 Groove, 1.640 CD, Recessed Head .115 deep.
	6	Pin	71-70	P-2208 Std-3-5-0015	0.6200" Inside Dia., 0.9272" Outside Dia.
	1	Premium Set	71	E-234K Std-20-30-40-60	2-5/64, 1-3/16; Premium Moly
	1	Standard Set	71	E-234X Std-20-30-40-60	2-5/64, 1-3/16; Iron
	6	Premium Single Cylinder Set	71	WE-234K Std Only	2-5/64, 1-3/16; Premium Moly
	6	Standard Single Cylinder Set	71	WE-234X Std-20	2-5/64, 1-3/16; Iron
	6	Repair Sleeve	71-70	SL-20Y Std Only	1/8" wall, must be cut to correct length
	1	Main Set	71-70	4124MA Std-1-10-20-30-40-60	A-Series aluminum bearings
	1	Rod Set	71-70	6-2020CP Std-10-20-30-40	6-2020CA 60 avail. as unplated & resizeable
	1	Rod Set	71-70	6-2020CA 60 60	Unplated & resizeable
	6	Rod Pair	71-70	2020CP Std-1-2-10-20-30-40-50	
	1	Cam Set	71	1557M Std Only	
	1	Cam Set	70	1203M Std Only	VINTAGE
	1	Oil Pump	71-70	224-4147	
	1	Oil Pump	71-70	224-4157	High Volume, check pan for clearance
	1	Kit Gasket Set	71-70	260-1005	VINTAGE
	1	Brass Block Plug Kit	71-70	381-8006	
	1	Brass Deep Cup Freeze Plug	71-70	381-9001	VINTAGE; 1.625" Diameter
1	Brass Shallow Cup Freeze Plug	71-70	381-7066	2.000" Diameter	
1	Steel Deep Cup Freeze Plug	71-70	381-3054	19/32" Diameter	
1	Steel Shallow Cup Freeze Plug	71-70	381-2078	2.109" Diameter	

GM Car (Incl. Buick, Cad., Chev., Olds., Pontiac)

116 250 4.1L (4098cc) OHV L6 (12 Valve) (Chevrolet), 3.875" Bore (GMC Eng.), 1 Bbl. "Eng. Code SA" 1970

QTY	TIMING	YEARS	PART NO.	DESCRIPTION
1	Gear Set	70	221-2525S	VINTAGE; (1) 221-2524; (1) 221-2537
1	Crank Gear	70	221-2537	27 Teeth
QTY	CAMSHAFT/LIFTER	YEARS	PART NO.	DESCRIPTION
1	Camshaft	70	CS-633	Hydraulic, (050) Duration at .050 Lobe Lift, 172 Exh., 172 Int., 105 Degrees Lobe Separation
1	Prelube		55-403 Std Only	1.5 oz. packet
1	Prelube		55-400 Std Only	4 oz. bottle; 1.5 oz. packet No. 55-403 also avail.
12	Lifter	70	HT-817 Std Only	Hyd.
12	Lifter, Bulk	70	HT-817B Std Only	Hyd.; Carton of 128
QTY	CAM KIT	YEARS	PART NO.	DESCRIPTION
1	Cam/Lifter Kit	70	KC-633	Hyd.; (1) 55-403B; (1) CS-633; (12) HT-817
QTY	PUSH ROD	YEARS	PART NO.	DESCRIPTION
12	Push Rod	70	RP-3180 Std Only	9.6800" O.A.L.
12	Push Rod	70	RP-3214R Std Only	Chrome-Moly; 9.6800" O.A.L.
12	Push Rod, Bulk	70	BRP-3180 Std Only	Carton of 100; 9.6800" O.A.L.
QTY	ROCKER PARTS	YEARS	PART NO.	DESCRIPTION
12	Arm Assy.	70	R-832 Std Only	Incl. arm, ball & nut
12	Arm Assy., Bulk	70	R-832B Std Only	Incl. arm, ball & nut; Carton of 64
12	Arm	70	R-832A Std Only	
12	Rocker Arm Ball	70	MR-1780 Std Only	
12	Nut	70	MR-1751 Std Only	Self-locking, 3/8" x 24 threads
12	Stud	70	MR-1752 Std Only	.003" O/S; 3/8" x 24 x 2.495"
12	Stud	70	MR-1949 Std Only	.372" x 24 x 2.495"
QTY	VALVE	YEARS	PART NO.	DESCRIPTION
6	Exhaust	70	V-1904 Std-3-15-30	Chrome plated stem; 1.5000" Head Dia., 0.3414" Stem Dia., 4.9280" O.A.L.
6	Exhaust	70	V-1888X Std Only	Chrome plated stem; Stellite face; 1.5000" Head Dia., 0.3412" Stem Dia., 4.9230" O.A.L.
6	Exhaust, Bulk	70	V-1904B Std-15	Chrome plated stem; Carton of 25; 1.5000" Head Dia., 0.3414" Stem Dia., 4.9280" O.A.L.
6	Intake	70	V-1927 Std-15	Chrome plated stem; 1.7200" Head Dia., 0.3413" Stem Dia., 4.9170" O.A.L.
6	Intake, Bulk	70	V-1927B Std Only	Chrome plated stem; Carton of 25; 1.7200" Head Dia., 0.3413" Stem Dia., 4.9170" O.A.L.
QTY	VALVE GUIDE	YEARS	PART NO.	DESCRIPTION
6	Guide	70	VG-5038 Std Only	Loc. Int.; 0.3430" ID, 2.1200" O.A.L.
6	Guide, Bulk	70	VG-5038B Std Only	Loc. Int.; Carton of 50; 0.3430" ID, 2.1200" O.A.L.
QTY	VALVE SPRING	YEARS	PART NO.	DESCRIPTION
6	Spring	70	VS-653 Std Only	VINTAGE; Loc. Exh.; 1.9000" Free Height
6	Spring	70	VS-653 Std Only	VINTAGE; Loc. Int.; 1.9000" Free Height
QTY	VALVE SEAL	YEARS	PART NO.	DESCRIPTION
12	Valve Stem Seal	70	MV-1233C Std Only	O-Ring; (RBB) Rubber
12	Valve Stem Seal	70	ST-2001 Std Only	Use w/O.E. guide; Positive type; Installation requires valve guide machining; (RBBTF) Rubber/PTFE
12	Valve Stem Seal	70	MV-1903 Std Only	Use w/VG-5038 repair guide; Positive type; (RBB) Rubber
12	Valve Stem Seal Bulk	70	MV-1233 Std Only	O-Ring; Carton of 100; (RBB) Rubber
12	Valve Stem Seal Bulk	70	ST-2001BC Std Only	Use w/O.E. guide; Positive type; Installation requires valve guide machining; Carton of 100; (RBBTF) Rubber/PTFE
QTY	VALVE SEAT	YEARS	PART NO.	DESCRIPTION
6	Seat	70	245-1562-2 Std Only	Loc. Exh.; 1.5675" OD, 1.3125" ID, 0.2480" Depth
6	Seat	70	245-1562-2N Std Only	Loc. Exh.; Premium Material; 1.5675" OD, 1.3125" ID, 0.2480" Depth
6	Seat	70	245-1812-4 Std Only	Loc. Int.; 1.8175" OD, 1.5625" ID, 0.2160" Depth
6	Seat	70	245-1812-4N Std Only	Loc. Int.; Premium Material; 1.8175" OD, 1.5625" ID, 0.2160" Depth
QTY	VALVE, MISC	YEARS	PART NO.	DESCRIPTION
24	Keeper	70	VK-115A Std Only	1 groove; Square cut key groove; Carton pack 24
24	Keeper	70	VK-115 Std Only	1 groove; Square cut key groove; Carton pack 32
24	Keeper	70	VK-115R Std Only	1 groove; Square cut key groove; Hardened
24	Keeper, Bulk	70	VK-115B Std Only	1 groove; Square cut key groove; Carton of 1000
12	Spring Insert	70	259-203C Std Only	.015"; Carton of 100
12	Spring Insert	70	259-203B Std Only	.030"; Carton of 100
12	Spring Insert	70	259-203BRS Std Only	.030"; Carton of 500
12	Spring Insert	70	259-203A Std Only	.060"; Carton of 100
12	Spring Insert	70	259-203ARS Std Only	.060"; Carton of 500
QTY	PISTON	YEARS	PART NO.	DESCRIPTION
6	Cast Piston	70	599P Std-30-40-60	VINTAGE; Use w/E-234K or E-234X ring set; Cast; .9275" Pin Dia.; 2 Rings 5/64 Groove, 1 Ring 3/16 Groove, 1.640 CD, Recessed Head .115 deep.

VALVE TRAIN

VALVE TRAIN

(continued on next page)

GM Car (Incl. Buick, Cad., Chev., Olds., Pontiac)

250 4.1L (4098cc) OHV L6 (12 Valve) (Chevrolet), 3.875" Bore (GMC Eng.), 1 Bbl. "Eng. Code SA" 1970 116
(cont.)

QTY	PISTON (cont.)	YEARS	PART NO.	DESCRIPTION
6	Cast Piston	70	599P 40 Std-30-40-60	VINTAGE; Use w/E-234K or E-234X ring set; Cast; .9275" Pin Dia.; 2 Rings 5/64 Groove, 1 Ring 3/16 Groove, 1.640 CD, Recessed Head .115 deep.
6	Cast Piston - Individual	70	W599P Std-30-40-60	VINTAGE; Use w/WE-234K or WE-234X ring set; Cast; .9275" Pin Dia.; 2 Rings 5/64 Groove, 1 Ring 3/16 Groove, 1.640 CD, Recessed Head .115 deep.
6	Pin	70	P-2208 Std-3-5-0015	0.6200" Inside Dia., 0.9272" Outside Dia.
QTY	SLEEVE	YEARS	PART NO.	DESCRIPTION
6	Repair Sleeve	70	SL-20Y Std Only	1/8" wall, must be cut to correct length
QTY	ENGINE BEARINGS	YEARS	PART NO.	DESCRIPTION
1	Main Set	70	4124MA Std-1-10-20-30-40-60	A-Series aluminum bearings
1	Rod Set	70	6-2020CP Std-10-20-30-40	6-2020CA 60 avail. as unplated & resizeable
1	Rod Set	70	6-2020CA 60 60	Unplated & resizeable
6	Rod Pair	70	2020CP Std-1-2-10-20-30-40-50	
1	Cam Set	70	1203M Std Only	VINTAGE
QTY	OIL PUMP	YEARS	PART NO.	DESCRIPTION
1	Oil Pump	70	224-4147	
1	Oil Pump	70	224-4157	High Volume, check pan for clearance
QTY	GASKETS	YEARS	PART NO.	DESCRIPTION
1	Kit Gasket Set	70	260-1005	VINTAGE
QTY	FREEZE PLUGS	YEARS	PART NO.	DESCRIPTION
1	Brass Block Plug Kit	70	381-8006	
1	Brass Deep Cup Freeze Plug	70	381-9001	VINTAGE; 1.625" Diameter
1	Brass Shallow Cup Freeze Plug	70	381-7066	2.000" Diameter
1	Steel Deep Cup Freeze Plug	70	381-3054	19/32" Diameter
1	Steel Shallow Cup Freeze Plug	70	381-2078	2.109" Diameter

250 4.1L (4098cc) OHV L6 (12 Valve) (Chevrolet), 3.875" Bore (GMC Eng.), 1 Bbl. "Eng. Code SB" 1970 117

QTY	TIMING	YEARS	PART NO.	DESCRIPTION
1	Gear Set	70	221-2525S	VINTAGE; (1) 221-2524; (1) 221-2537
1	Crank Gear	70	221-2537	27 Teeth
QTY	CAMSHAFT/LIFTER	YEARS	PART NO.	DESCRIPTION
1	Camshaft	70	CS-633	Hydraulic, (050) Duration at .050 Lobe Lift, 172 Exh., 172 Int., 105 Degrees Lobe Separation
1	Prelube		55-403 Std Only	1.5 oz. packet
1	Prelube		55-400 Std Only	4 oz. bottle; 1.5 oz. packet No. 55-403 also avail.
12	Lifter	70	HT-817 Std Only	Hyd.
12	Lifter, Bulk	70	HT-817B Std Only	Hyd.; Carton of 128
QTY	CAM KIT	YEARS	PART NO.	DESCRIPTION
1	Cam/Lifter Kit	70	KC-633	Hyd.; (1) 55-403B; (1) CS-633; (12) HT-817
QTY	PUSH ROD	YEARS	PART NO.	DESCRIPTION
12	Push Rod	70	RP-3180 Std Only	9.6800" O.A.L.
12	Push Rod	70	RP-3214R Std Only	Chrome-Moly; 9.6800" O.A.L.
12	Push Rod, Bulk	70	BRP-3180 Std Only	Carton of 100; 9.6800" O.A.L.
QTY	ROCKER PARTS	YEARS	PART NO.	DESCRIPTION
12	Arm Assy.	70	R-832 Std Only	Incl. arm, ball & nut
12	Arm Assy., Bulk	70	R-832B Std Only	Incl. arm, ball & nut; Carton of 64
12	Arm	70	R-832A Std Only	
12	Rocker Arm Ball	70	MR-1780 Std Only	
12	Nut	70	MR-1751 Std Only	Self-locking, 3/8" x 24 threads
12	Stud	70	MR-1752 Std Only	.003" O/S; 3/8" x 24 x 2.495"
12	Stud	70	MR-1949 Std Only	.372" x 24 x 2.495"
QTY	VALVE	YEARS	PART NO.	DESCRIPTION
6	Exhaust	70	V-1904 Std-3-15-30	Chrome plated stem; 1.5000" Head Dia., 0.3414" Stem Dia., 4.9280" O.A.L.
6	Exhaust	70	V-1888X Std Only	Chrome plated stem; Stellite face; 1.5000" Head Dia., 0.3412" Stem Dia., 4.9230" O.A.L.
6	Exhaust, Bulk	70	V-1904B Std-15	Chrome plated stem; Carton of 25; 1.5000" Head Dia., 0.3414" Stem Dia., 4.9280" O.A.L.
6	Intake	70	V-1927 Std-15	Chrome plated stem; 1.7200" Head Dia., 0.3413" Stem Dia., 4.9170" O.A.L.
6	Intake, Bulk	70	V-1927B Std Only	Chrome plated stem; Carton of 25; 1.7200" Head Dia., 0.3413" Stem Dia., 4.9170" O.A.L.
QTY	VALVE GUIDE	YEARS	PART NO.	DESCRIPTION
6	Guide	70	VG-5038 Std Only	Loc. Int.; 0.3430" ID, 2.1200" O.A.L.
6	Guide, Bulk	70	VG-5038B Std Only	Loc. Int.; Carton of 50; 0.3430" ID, 2.1200" O.A.L.

(continued on next page)

GM Car (Incl. Buick, Cad., Chev., Olds., Pontiac)

117 250 4.1L (4098cc) OHV L6 (12 Valve) (Chevrolet), 3.875" Bore (GMC Eng.), 1 Bbl. "Eng. Code SB" 1970
(cont.)

	QTY	VALVE SPRING	YEARS	PART NO.	DESCRIPTION	
VALVE TRAIN	6	Spring	70	VS-653 Std Only	VINTAGE; Loc. Exh.; 1.9000" Free Height	
	6	Spring	70	VS-653 Std Only	VINTAGE; Loc. Int.; 1.9000" Free Height	
	12	Valve Stem Seal	70	MV-1233C Std Only	O-Ring; (RBB) Rubber	
	12	Valve Stem Seal	70	ST-2001 Std Only	Use w/O.E. guide; Positive type; Installation requires valve guide machining; (RBBTF) Rubber/PTFE	
	12	Valve Stem Seal	70	MV-1903 Std Only	Use w/VG-5038 repair guide; Positive type; (RBB) Rubber	
	12	Valve Stem Seal Bulk	70	MV-1233 Std Only	O-Ring; Carton of 100; (RBB) Rubber	
	12	Valve Stem Seal Bulk	70	ST-2001BC Std Only	Use w/O.E. guide; Positive type; Installation requires valve guide machining; Carton of 100; (RBBTF) Rubber/PTFE	
	6	Seat	70	245-1562-2 Std Only	Loc. Exh.; 1.5675" OD, 1.3125" ID, 0.2480" Depth	
	6	Seat	70	245-1562-2N Std Only	Loc. Exh.; Premium Material; 1.5675" OD, 1.3125" ID, 0.2480" Depth	
	6	Seat	70	245-1812-4 Std Only	Loc. Int.; 1.8175" OD, 1.5625" ID, 0.2160" Depth	
	6	Seat	70	245-1812-4N Std Only	Loc. Int.; Premium Material; 1.8175" OD, 1.5625" ID, 0.2160" Depth	
	VALVE TRAIN	24	Keeper	70	VK-115A Std Only	1 groove; Square cut key groove; Carton pack 24
24		Keeper	70	VK-115 Std Only	1 groove; Square cut key groove; Carton pack 32	
24		Keeper	70	VK-115R Std Only	1 groove; Square cut key groove; Hardened	
24		Keeper, Bulk	70	VK-115B Std Only	1 groove; Square cut key groove; Carton of 1000	
12		Spring Insert	70	259-203C Std Only	.015"; Carton of 100	
12		Spring Insert	70	259-203B Std Only	.030"; Carton of 100	
12		Spring Insert	70	259-203BRS Std Only	.030"; Carton of 500	
12		Spring Insert	70	259-203A Std Only	.060"; Carton of 100	
12		Spring Insert	70	259-203ARS Std Only	.060"; Carton of 500	
BLOCK		6	Cast Piston	70	599P Std-30-40-60	VINTAGE; Use w/E-234K or E-234X ring set; Cast; .9275" Pin Dia.; 2 Rings 5/64 Groove, 1 Ring 3/16 Groove, 1.640 CD, Recessed Head .115 deep.
		6	Cast Piston	70	599P 40 Std-30-40-60	VINTAGE; Use w/E-234K or E-234X ring set; Cast; .9275" Pin Dia.; 2 Rings 5/64 Groove, 1 Ring 3/16 Groove, 1.640 CD, Recessed Head .115 deep.
		6	Cast Piston - Individual	70	W599P Std-30-40-60	VINTAGE; Use w/WE-234K or WE-234X ring set; Cast; .9275" Pin Dia.; 2 Rings 5/64 Groove, 1 Ring 3/16 Groove, 1.640 CD, Recessed Head .115 deep.
	6	Pin	70	P-2208 Std-3-5-0015	0.6200" Inside Dia., 0.9272" Outside Dia.	
	6	Repair Sleeve	70	SL-20Y Std Only	1/8" wall, must be cut to correct length	
	1	Main Set	70	4124MA Std-1-10-20-30-40-60	A-Series aluminum bearings	
	1	Rod Set	70	6-2020CP Std-10-20-30-40	6-2020CA 60 avail. as unplated & resizeable	
	1	Rod Set	70	6-2020CA 60 60	Unplated & resizeable	
	6	Rod Pair	70	2020CP Std-1-2-10-20-30-40-50		
	1	Cam Set	70	1203M Std Only	VINTAGE	
	BLOCK	1	Oil Pump	70	224-4147	
		1	Oil Pump	70	224-4157	High Volume, check pan for clearance
1	Kit Gasket Set	70	260-1005	VINTAGE		
BLOCK	1	Brass Block Plug Kit	70	381-8006		
	1	Brass Deep Cup Freeze Plug	70	381-9001	VINTAGE; 1.625" Diameter	
	1	Brass Shallow Cup Freeze Plug	70	381-7066	2.000" Diameter	
	1	Steel Deep Cup Freeze Plug	70	381-3054	19/32" Diameter	
	1	Steel Shallow Cup Freeze Plug	70	381-2078	2.109" Diameter	

118 250 4.1L (4098cc) OHV L6 (12 Valve) (Chevrolet), 3.875" Bore (GMC Eng.), 1 Bbl. "Eng. Code VB" 1971-1968

	QTY	TIMING	YEARS	PART NO.	DESCRIPTION
	1	Gear Set	71-68	221-2525S	VINTAGE; (1) 221-2524; (1) 221-2537
	1	Crank Gear	71-68	221-2537	27 Teeth
	1	Camshaft/Lifter	71-68	CS-633	Hydraulic, (050) Duration at .050 Lobe Lift, 172 Exh., 172 Int., 105 Degrees Lobe Separation
	1	Prelube		55-403 Std Only	1.5 oz. packet
	1	Prelube		55-400 Std Only	4 oz. bottle; 1.5 oz. packet No. 55-403 also avail.

(continued on next page)

GM Car (Incl. Buick, Cad., Chev., Olds., Pontiac)

250 4.1L (4098cc) OHV L6 (12 Valve) (Chevrolet), 3.875" Bore (GMC Eng.), 1 Bbl. "Eng. Code VB" 1971-1968 118
(cont.)

	CAMSHAFT/LIFTER	YEARS	PART NO.	DESCRIPTION	
VALVE TRAIN	QTY 12	(cont.)			
		Lifter	71-68	HT-817 Std Only	Hyd.
		Lifter, Bulk	71-68	HT-817B Std Only	Hyd.; Carton of 128
	QTY 1	CAM KIT	YEARS	PART NO.	DESCRIPTION
		Cam/Lifter Kit	71-68	KC-633	Hyd.; (1) 55-403B; (1) CS-633; (12) HT-817
	QTY 12	PUSH ROD	YEARS	PART NO.	DESCRIPTION
		Push Rod	71-68	RP-3180 Std Only	9.6800" O.A.L.
		Push Rod	71-68	RP-3214R Std Only	Chrome-Moly; 9.6800" O.A.L.
		Push Rod, Bulk	71-68	BRP-3180 Std Only	Carton of 100; 9.6800" O.A.L.
	QTY 12	ROCKER PARTS	YEARS	PART NO.	DESCRIPTION
		Arm Assy.	71-68	R-832 Std Only	Incl. arm, ball & nut
		Arm Assy., Bulk	71-68	R-832B Std Only	Incl. arm, ball & nut; Carton of 64
	Arm	71-68	R-832A Std Only		
	Rocker Arm Ball	71-68	MR-1780 Std Only		
	Nut	71-68	MR-1751 Std Only	Self-locking, 3/8" x 24 threads	
	Stud	71-68	MR-1752 Std Only	.003" O/S; 3/8" x 24 x 2.495"	
	Stud	71-68	MR-1949 Std Only	.372" x 24 x 2.495"	
QTY 6	VALVE	YEARS	PART NO.	DESCRIPTION	
	Exhaust	71-68	V-1904 Std-3-15-30	Chrome plated stem; 1.5000" Head Dia., 0.3414" Stem Dia., 4.9280" O.A.L.	
	Exhaust	71-68	V-1888X Std Only	Chrome plated stem; Stellite face; 1.5000" Head Dia., 0.3412" Stem Dia., 4.9230" O.A.L.	
	Exhaust, Bulk	71-68	V-1904B Std-15	Chrome plated stem; Carton of 25; 1.5000" Head Dia., 0.3414" Stem Dia., 4.9280" O.A.L.	
	Intake	71-68	V-1927 Std-15	Chrome plated stem; 1.7200" Head Dia., 0.3413" Stem Dia., 4.9170" O.A.L.	
	Intake, Bulk	71-68	V-1927B Std Only	Chrome plated stem; Carton of 25; 1.7200" Head Dia., 0.3413" Stem Dia., 4.9170" O.A.L.	
QTY 6	VALVE GUIDE	YEARS	PART NO.	DESCRIPTION	
	Guide	71-68	VG-5038 Std Only	Loc. Int.; 0.3430" ID, 2.1200" O.A.L	
	Guide, Bulk	71-68	VG-5038B Std Only	Loc. Int.; Carton of 50; 0.3430" ID, 2.1200" O.A.L	
QTY 6	VALVE SPRING	YEARS	PART NO.	DESCRIPTION	
	Spring	71-68	VS-653 Std Only	VINTAGE; Loc. Exh.; 1.9000" Free Height	
	Spring	71-68	VS-653 Std Only	VINTAGE; Loc. Int.; 1.9000" Free Height	
QTY 12	VALVE SEAL	YEARS	PART NO.	DESCRIPTION	
	Valve Stem Seal	71-68	MV-1233C Std Only	O-Ring; (RBB) Rubber	
	Valve Stem Seal	71-68	ST-2001 Std Only	Use w/O.E. guide; Positive type; Installation requires valve guide machining; (RBBTF) Rubber/PTFE	
	Valve Stem Seal	71-68	MV-1903 Std Only	Use w/VG-5038 repair guide; Positive type; (RBB) Rubber	
	Valve Stem Seal Bulk	71-68	MV-1233 Std Only	O-Ring; Carton of 100; (RBB) Rubber	
	Valve Stem Seal Bulk	71-68	ST-2001BC Std Only	Use w/O.E. guide; Positive type; Installation requires valve guide machining; Carton of 100; (RBBTF) Rubber/PTFE	
QTY 6	VALVE SEAT	YEARS	PART NO.	DESCRIPTION	
	Seat	71-68	245-1562-2 Std Only	Loc. Exh.; 1.5675" OD, 1.3125" ID, 0.2480" Depth	
	Seat	71-68	245-1562-2N Std Only	Loc. Exh.; Premium Material; 1.5675" OD, 1.3125" ID, 0.2480" Depth	
	Seat	71-68	245-1812-4 Std Only	Loc. Int.; 1.8175" OD, 1.5625" ID, 0.2160" Depth	
	Seat	71-68	245-1812-4N Std Only	Loc. Int.; Premium Material; 1.8175" OD, 1.5625" ID, 0.2160" Depth	
QTY 24	VALVE, MISC	YEARS	PART NO.	DESCRIPTION	
	Keeper	71-68	VK-115A Std Only	1 groove; Square cut key groove; Carton pack 24	
	Keeper	71-68	VK-115 Std Only	1 groove; Square cut key groove; Carton pack 32	
	Keeper	71-68	VK-115R Std Only	1 groove; Square cut key groove; Hardened	
	Keeper, Bulk	71-68	VK-115B Std Only	1 groove; Square cut key groove; Carton of 1000	
	Spring Insert	71-68	259-203C Std Only	.015"; Carton of 100	
	Spring Insert	71-68	259-203B Std Only	.030"; Carton of 100	
	Spring Insert	71-68	259-203BRS Std Only	.030"; Carton of 500	
	Spring Insert	71-68	259-203A Std Only	.060"; Carton of 100	
	Spring Insert	71-68	259-203ARS Std Only	.060"; Carton of 500	
	Rotocap	71	RC-157S Std Only	Loc. Exh.	
QTY 6	PISTON	YEARS	PART NO.	DESCRIPTION	
	Cast Piston	71-68	599P Std-30-40-60	VINTAGE; Use w/E-234K or E-234X ring set; Cast; .9275" Pin Dia.; 2 Rings 5/64 Groove, 1 Ring 3/16 Groove, 1.640 CD, Recessed Head .115 deep.	
	Cast Piston	71-68	599P 40 Std-30-40-60	VINTAGE; Use w/E-234K or E-234X ring set; Cast; .9275" Pin Dia.; 2 Rings 5/64 Groove, 1 Ring 3/16 Groove, 1.640 CD, Recessed Head .115 deep.	

(continued on next page)

GM Car (Incl. Buick, Cad., Chev., Olds., Pontiac)

118 250 4.1L (4098cc) OHV L6 (12 Valve) (Chevrolet), 3.875" Bore (GMC Eng.), 1 Bbl. "Eng. Code VB" 1971-1968
(cont.)

BLOCK	QTY	PISTON (cont.)	YEARS	PART NO.	DESCRIPTION	BLOCK
	6	Cast Piston - Individual	71-68	W599P Std-30-40-60	VINTAGE; Use w/WE-234K or WE-234X ring set; Cast; .9275" Pin Dia.; 2 Rings 5/64 Groove, 1 Ring 3/16 Groove, 1.640 CD, Recessed Head .115 deep.	
	6	Pin	71-68	P-2208 Std-3-5-0015	0.6200" Inside Dia., 0.9272" Outside Dia.	
	QTY	RINGS	YEARS	PART NO.	DESCRIPTION	
	1	Premium Set	71	E-234K Std-20-30-40-60	2-5/64, 1-3/16; Premium Moly	
	1	Standard Set	71	E-234X Std-20-30-40-60	2-5/64, 1-3/16; Iron	
	6	Premium Single Cylinder Set	71	WE-234K Std Only	2-5/64, 1-3/16; Premium Moly	
	6	Standard Single Cylinder Set	71	WE-234X Std-20	2-5/64, 1-3/16; Iron	
	QTY	SLEEVE	YEARS	PART NO.	DESCRIPTION	
	6	Repair Sleeve	71-68	SL-20Y Std Only	1/8" wall, must be cut to correct length	
	QTY	ENGINE BEARINGS	YEARS	PART NO.	DESCRIPTION	
	1	Main Set	71-68	4124MA Std-1-10-20-30-40-60	A-Series aluminum bearings	
	1	Rod Set	71-68	6-2020CP Std-10-20-30-40	6-2020CA 60 avail. as unplated & resizeable	
	1	Rod Set	71-68	6-2020CA 60 60	Unplated & resizeable	
	6	Rod Pair	71-68	2020CP Std-1-2-10-20-30-40-50		
	1	Cam Set	71	1557M Std Only		
	1	Cam Set	70-68	1203M Std Only	VINTAGE	
	QTY	OIL PUMP	YEARS	PART NO.	DESCRIPTION	
	1	Oil Pump	71-68	224-4147		
	1	Oil Pump	71-68	224-4157	High Volume, check pan for clearance	
	QTY	GASKETS	YEARS	PART NO.	DESCRIPTION	
	1	Kit Gasket Set	71-68	260-1005	VINTAGE	
	QTY	FREEZE PLUGS	YEARS	PART NO.	DESCRIPTION	
	1	Brass Block Plug Kit	71-68	381-8006		
	1	Brass Deep Cup Freeze Plug	71-68	381-9001	VINTAGE; 1.625" Diameter	
	1	Brass Shallow Cup Freeze Plug	71-68	381-7066	2.000" Diameter	
	1	Steel Deep Cup Freeze Plug	71-68	381-3054	19/32" Diameter	
	1	Steel Shallow Cup Freeze Plug	71-68	381-2078	2.109" Diameter	

119 250 4.1L (4098cc) OHV L6 (12 Valve) (Chevrolet), 3.875" Bore (GMC Eng.), 1 Bbl. "Eng. Code VE" 1969-1966

VALVE TRAIN	QTY	TIMING	YEARS	PART NO.	DESCRIPTION	VALVE TRAIN
	1	Gear Set	69-66	221-2525S	VINTAGE; (1) 221-2524; (1) 221-2537	
	1	Crank Gear	69-68	221-2537	27 Teeth	
	1	Crank Gear	67-66	221-2537	Engs. w/Intake manifold cast as an integral part of cyl. head; 27 Teeth	
	QTY	CAMSHAFT/LIFTER	YEARS	PART NO.	DESCRIPTION	
	1	Camshaft	69-66	CS-633	Hydraulic, (050) Duration at .050 Lobe Lift, 172 Exh., 172 Int., 105 Degrees Lobe Separation	
	1	Prelube		55-403 Std Only	1.5 oz. packet	
	1	Prelube		55-400 Std Only	4 oz. bottle; 1.5 oz. packet No. 55-403 also avail.	
	12	Lifter	69-66	HT-817 Std Only	Hyd.	
	12	Lifter, Bulk	69-66	HT-817B Std Only	Hyd.; Carton of 128	
	QTY	CAM KIT	YEARS	PART NO.	DESCRIPTION	
	1	Cam/Lifter Kit	69-66	KC-633	Hyd.; (1) 55-403B; (1) CS-633; (12) HT-817	
	QTY	PUSH ROD	YEARS	PART NO.	DESCRIPTION	
	12	Push Rod	69-66	RP-3180 Std Only	9.6800" O.A.L.	
	12	Push Rod	69-66	RP-3214R Std Only	Chrome-Moly; 9.6800" O.A.L.	
	12	Push Rod, Bulk	69-66	BRP-3180 Std Only	Carton of 100; 9.6800" O.A.L.	
	QTY	ROCKER PARTS	YEARS	PART NO.	DESCRIPTION	
	12	Arm Assy.	69-66	R-832 Std Only	Incl. arm, ball & nut	
	12	Arm Assy., Bulk	69-66	R-832B Std Only	Incl. arm, ball & nut; Carton of 64	
	12	Arm	69-66	R-832A Std Only		
	12	Rocker Arm Ball	69-66	MR-1780 Std Only		
	12	Nut	69-66	MR-1751 Std Only	Self-locking, 3/8" x 24 threads	
	12	Stud	69-66	MR-1752 Std Only	.003" O/S; 3/8" x 24 x 2.495"	
	12	Stud	69-66	MR-1949 Std Only	.372" x 24 x 2.495"	
	QTY	VALVE	YEARS	PART NO.	DESCRIPTION	
	6	Exhaust	69-66	V-1904 Std-3-15-30	Chrome plated stem; 1.5000" Head Dia., 0.3414" Stem Dia., 4.9280" O.A.L.	
	6	Exhaust	69-66	V-1888X Std Only	Chrome plated stem; Stellite face; 1.5000" Head Dia., 0.3412" Stem Dia., 4.9230" O.A.L.	
	6	Exhaust, Bulk	69-66	V-1904B Std-15	Chrome plated stem; Carton of 25; 1.5000" Head Dia., 0.3414" Stem Dia., 4.9280" O.A.L.	
	6	Intake	69-66	V-1927 Std-15	Chrome plated stem; 1.7200" Head Dia., 0.3413" Stem Dia., 4.9170" O.A.L.	

(continued on next page)

GM Car (Incl. Buick, Cad., Chev., Olds., Pontiac)

250 4.1L (4098cc) OHV L6 (12 Valve) (Chevrolet), 3.875" Bore (GMC Eng.), 1 Bbl. "Eng. Code VE" 1969-1966 119
(cont.)

QTY	VALVE (cont.)	YEARS	PART NO.	DESCRIPTION
6	Intake, Bulk	69-66	V-1927B Std Only	Chrome plated stem; Carton of 25; 1.7200" Head Dia., 0.3413" Stem Dia., 4.9170" O.A.L.
QTY	VALVE GUIDE	YEARS	PART NO.	DESCRIPTION
6	Guide	69-66	VG-5038 Std Only	Loc. Int.; 0.3430" ID, 2.1200" O.A.L
6	Guide, Bulk	69-66	VG-5038B Std Only	Loc. Int.; Carton of 50; 0.3430" ID, 2.1200" O.A.L
QTY	VALVE SPRING	YEARS	PART NO.	DESCRIPTION
6	Spring	69-67	VS-653 Std Only	VINTAGE; Loc. Exh.; 1.9000" Free Height
6	Spring	69-67	VS-653 Std Only	VINTAGE; Loc. Int.; 1.9000" Free Height
6	Spring	66	VS-521 Std Only	Loc. Exh.; Incl. damper; 2.1090" Free Height
6	Spring	66	VS-521 Std Only	Loc. Int.; Incl. damper; 2.1090" Free Height
QTY	VALVE SEAL	YEARS	PART NO.	DESCRIPTION
12	Valve Stem Seal	69-66	MV-1233C Std Only	O-Ring; (RBB) Rubber
12	Valve Stem Seal	69-66	ST-2001 Std Only	Use w/O.E. guide; Positive type; Installation requires valve guide machining; (RBBTF) Rubber/PTFE
12	Valve Stem Seal	69-66	MV-1903 Std Only	Use w/VG-5038 repair guide; Positive type; (RBB) Rubber
12	Valve Stem Seal Bulk	69-66	MV-1233 Std Only	O-Ring; Carton of 100; (RBB) Rubber
12	Valve Stem Seal Bulk	69-66	ST-2001BC Std Only	Use w/O.E. guide; Positive type; Installation requires valve guide machining; Carton of 100; (RBBTF) Rubber/PTFE
QTY	VALVE SEAT	YEARS	PART NO.	DESCRIPTION
6	Seat	69-66	245-1562-2 Std Only	Loc. Exh.; 1.5675" OD, 1.3125" ID, 0.2480" Depth
6	Seat	69-66	245-1562-2N Std Only	Loc. Exh.; Premium Material; 1.5675" OD, 1.3125" ID, 0.2480" Depth
6	Seat	69-66	245-1812-4 Std Only	Loc. Int.; 1.8175" OD, 1.5625" ID, 0.2160" Depth
6	Seat	69-66	245-1812-4N Std Only	Loc. Int.; Premium Material; 1.8175" OD, 1.5625" ID, 0.2160" Depth
QTY	VALVE, MISC	YEARS	PART NO.	DESCRIPTION
24	Keeper	69-66	VK-115A Std Only	1 groove; Square cut key groove; Carton pack 24
24	Keeper	69-66	VK-115 Std Only	1 groove; Square cut key groove; Carton pack 32
24	Keeper	69-66	VK-115R Std Only	1 groove; Square cut key groove; Hardened
24	Keeper, Bulk	69-66	VK-115B Std Only	1 groove; Square cut key groove; Carton of 1000
12	Spring Insert	69-66	259-203C Std Only	.015"; Carton of 100
12	Spring Insert	69-66	259-203B Std Only	.030"; Carton of 100
12	Spring Insert	69-66	259-203BRS Std Only	.030"; Carton of 500
12	Spring Insert	69-66	259-203A Std Only	.060"; Carton of 100
12	Spring Insert	69-66	259-203ARS Std Only	.060"; Carton of 500
QTY	PISTON	YEARS	PART NO.	DESCRIPTION
6	Cast Piston	69-66	599P Std-30-40-60	VINTAGE; Use w/E-234K or E-234X ring set; Cast; .9275" Pin Dia.; 2 Rings 5/64 Groove, 1 Ring 3/16 Groove, 1.640 CD, Recessed Head .115 deep.
6	Cast Piston	69-66	599P 40 Std-30-40-60	VINTAGE; Use w/E-234K or E-234X ring set; Cast; .9275" Pin Dia.; 2 Rings 5/64 Groove, 1 Ring 3/16 Groove, 1.640 CD, Recessed Head .115 deep.
6	Cast Piston - Individual	69-66	W599P Std-30-40-60	VINTAGE; Use w/WE-234K or WE-234X ring set; Cast; .9275" Pin Dia.; 2 Rings 5/64 Groove, 1 Ring 3/16 Groove, 1.640 CD, Recessed Head .115 deep.
6	Pin	69-66	P-2208 Std-3-5-0015	0.6200" Inside Dia., 0.9272" Outside Dia.
QTY	SLEEVE	YEARS	PART NO.	DESCRIPTION
6	Repair Sleeve	69-66	SL-20Y Std Only	1/8" wall, must be cut to correct length
QTY	ENGINE BEARINGS	YEARS	PART NO.	DESCRIPTION
1	Main Set	69-66	4124MA Std-1-10-20-30-40-60	A-Series aluminum bearings
1	Rod Set	69-66	6-2020CP Std-10-20-30-40	6-2020CA 60 avail. as unplated & resizeable
1	Rod Set	69-66	6-2020CA 60 60	Unplated & resizeable
6	Rod Pair	69-66	2020CP Std-1-2-10-20-30-40-50	
1	Cam Set	69-68	1203M Std Only	VINTAGE
QTY	OIL PUMP	YEARS	PART NO.	DESCRIPTION
1	Oil Pump	69-66	224-4147	
1	Oil Pump	69-66	224-4157	High Volume, check pan for clearance
QTY	GASKETS	YEARS	PART NO.	DESCRIPTION
1	Kit Gasket Set	69-66	260-1005	VINTAGE
QTY	FREEZE PLUGS	YEARS	PART NO.	DESCRIPTION
1	Brass Block Plug Kit	69-66	381-8006	
1	Brass Deep Cup Freeze Plug	69-66	381-9001	VINTAGE; 1.625" Diameter
1	Brass Shallow Cup Freeze Plug	69-66	381-7066	2.000" Diameter
1	Steel Deep Cup Freeze Plug	69-66	381-3054	19/32" Diameter
1	Steel Shallow Cup Freeze Plug	69-66	381-2078	2.109" Diameter

GM Car (Incl. Buick, Cad., Chev., Olds., Pontiac)

120 250 4.1L (4098cc) OHV L6 (12 Valve) (Chevrolet), 3.875" Bore (GMC Eng.), 1 Bbl. "Eng. Code VF" 1971-1968

QTY	TIMING	YEARS	PART NO.	DESCRIPTION
1	Gear Set	71-68	221-2525S	VINTAGE; (1) 221-2524; (1) 221-2537
1	Crank Gear	71-68	221-2537	27 Teeth
QTY	CAMSHAFT/LIFTER	YEARS	PART NO.	DESCRIPTION
1	Camshaft	71-68	CS-633	Hydraulic, (050) Duration at .050 Lobe Lift, 172 Exh., 172 Int., 105 Degrees Lobe Separation
1	Prelube		55-403 Std Only	1.5 oz. packet
1	Prelube		55-400 Std Only	4 oz. bottle; 1.5 oz. packet No. 55-403 also avail.
12	Lifter	71-68	HT-817 Std Only	Hyd.
12	Lifter, Bulk	71-68	HT-817B Std Only	Hyd.; Carton of 128
QTY	CAM KIT	YEARS	PART NO.	DESCRIPTION
1	Cam/Lifter Kit	71-68	KC-633	Hyd.; (1) 55-403B; (1) CS-633; (12) HT-817
QTY	PUSH ROD	YEARS	PART NO.	DESCRIPTION
12	Push Rod	71-68	RP-3180 Std Only	9.6800" O.A.L.
12	Push Rod	71-68	RP-3214R Std Only	Chrome-Moly; 9.6800" O.A.L.
12	Push Rod, Bulk	71-68	BRP-3180 Std Only	Carton of 100; 9.6800" O.A.L.
QTY	ROCKER PARTS	YEARS	PART NO.	DESCRIPTION
12	Arm Assy.	71-68	R-832 Std Only	Incl. arm, ball & nut
12	Arm Assy., Bulk	71-68	R-832B Std Only	Incl. arm, ball & nut; Carton of 64
12	Arm	71-68	R-832A Std Only	
12	Rocker Arm Ball	71-68	MR-1780 Std Only	
12	Nut	71-68	MR-1751 Std Only	Self-locking, 3/8" x 24 threads
12	Stud	71-68	MR-1752 Std Only	.003" O/S; 3/8" x 24 x 2.495"
12	Stud	71-68	MR-1949 Std Only	.372" x 24 x 2.495"
QTY	VALVE	YEARS	PART NO.	DESCRIPTION
6	Exhaust	71-68	V-1904 Std-3-15-30	Chrome plated stem; 1.5000" Head Dia., 0.3414" Stem Dia., 4.9280" O.A.L.
6	Exhaust	71-68	V-1888X Std Only	Chrome plated stem; Stellite face; 1.5000" Head Dia., 0.3412" Stem Dia., 4.9230" O.A.L.
6	Exhaust, Bulk	71-68	V-1904B Std-15	Chrome plated stem; Carton of 25; 1.5000" Head Dia., 0.3414" Stem Dia., 4.9280" O.A.L.
6	Intake	71-68	V-1927 Std-15	Chrome plated stem; 1.7200" Head Dia., 0.3413" Stem Dia., 4.9170" O.A.L.
6	Intake, Bulk	71-68	V-1927B Std Only	Chrome plated stem; Carton of 25; 1.7200" Head Dia., 0.3413" Stem Dia., 4.9170" O.A.L.
QTY	VALVE GUIDE	YEARS	PART NO.	DESCRIPTION
6	Guide	71-68	VG-5038 Std Only	Loc. Int.; 0.3430" ID, 2.1200" O.A.L.
6	Guide, Bulk	71-68	VG-5038B Std Only	Loc. Int.; Carton of 50; 0.3430" ID, 2.1200" O.A.L.
QTY	VALVE SPRING	YEARS	PART NO.	DESCRIPTION
6	Spring	71-68	VS-653 Std Only	VINTAGE; Loc. Exh.; 1.9000" Free Height
6	Spring	71-68	VS-653 Std Only	VINTAGE; Loc. Int.; 1.9000" Free Height
QTY	VALVE SEAL	YEARS	PART NO.	DESCRIPTION
12	Valve Stem Seal	71-68	MV-1233C Std Only	O-Ring; (RBB) Rubber
12	Valve Stem Seal	71-68	ST-2001 Std Only	Use w/O.E. guide; Positive type; Installation requires valve guide machining; (RBBTF) Rubber/PTFE
12	Valve Stem Seal	71-68	MV-1903 Std Only	Use w/VG-5038 repair guide; Positive type; (RBB) Rubber
12	Valve Stem Seal Bulk	71-68	MV-1233 Std Only	O-Ring; Carton of 100; (RBB) Rubber
12	Valve Stem Seal Bulk	71-68	ST-2001BC Std Only	Use w/O.E. guide; Positive type; Installation requires valve guide machining; Carton of 100; (RBBTF) Rubber/PTFE
QTY	VALVE SEAT	YEARS	PART NO.	DESCRIPTION
6	Seat	71-68	245-1562-2 Std Only	Loc. Exh.; 1.5675" OD, 1.3125" ID, 0.2480" Depth
6	Seat	71-68	245-1562-2N Std Only	Loc. Exh.; Premium Material; 1.5675" OD, 1.3125" ID, 0.2480" Depth
6	Seat	71-68	245-1812-4 Std Only	Loc. Int.; 1.8175" OD, 1.5625" ID, 0.2160" Depth
6	Seat	71-68	245-1812-4N Std Only	Loc. Int.; Premium Material; 1.8175" OD, 1.5625" ID, 0.2160" Depth
QTY	VALVE, MISC	YEARS	PART NO.	DESCRIPTION
24	Keeper	71-68	VK-115A Std Only	1 groove; Square cut key groove; Carton pack 24
24	Keeper	71-68	VK-115 Std Only	1 groove; Square cut key groove; Carton pack 32
24	Keeper	71-68	VK-115R Std Only	1 groove; Square cut key groove; Hardened
24	Keeper, Bulk	71-68	VK-115B Std Only	1 groove; Square cut key groove; Carton of 1000
12	Spring Insert	71-68	259-203C Std Only	.015"; Carton of 100
12	Spring Insert	71-68	259-203B Std Only	.030"; Carton of 100
12	Spring Insert	71-68	259-203BRS Std Only	.030"; Carton of 500
12	Spring Insert	71-68	259-203A Std Only	.060"; Carton of 100
12	Spring Insert	71-68	259-203ARS Std Only	.060"; Carton of 500
6	Rotocap	71	RC-157S Std Only	Loc. Exh.

VALVE TRAIN

VALVE TRAIN

(continued on next page)

GM Car (Incl. Buick, Cad., Chev., Olds., Pontiac)

250 4.1L (4098cc) OHV L6 (12 Valve) (Chevrolet), 3.875" Bore (GMC Eng.), 1 Bbl. "Eng. Code VF" 1971-1968 120
(cont.)

QTY	PISTON	YEARS	PART NO.	DESCRIPTION
6	Cast Piston	71-68	599P Std-30-40-60	VINTAGE; Use w/E-234K or E-234X ring set; Cast; .9275" Pin Dia.; 2 Rings 5/64 Groove, 1 Ring 3/16 Groove, 1.640 CD, Recessed Head .115 deep.
6	Cast Piston	71-68	599P 40 Std-30-40-60	VINTAGE; Use w/E-234K or E-234X ring set; Cast; .9275" Pin Dia.; 2 Rings 5/64 Groove, 1 Ring 3/16 Groove, 1.640 CD, Recessed Head .115 deep.
6	Cast Piston - Individual	71-68	W599P Std-30-40-60	VINTAGE; Use w/WE-234K or WE-234X ring set; Cast; .9275" Pin Dia.; 2 Rings 5/64 Groove, 1 Ring 3/16 Groove, 1.640 CD, Recessed Head .115 deep.
6	Pin	71-68	P-2208 Std-3-5-0015	0.6200" Inside Dia., 0.9272" Outside Dia.
QTY	RINGS	YEARS	PART NO.	DESCRIPTION
1	Premium Set	71	E-234K Std-20-30-40-60	2-5/64, 1-3/16; Premium Moly
1	Standard Set	71	E-234X Std-20-30-40-60	2-5/64, 1-3/16; Iron
6	Premium Single Cylinder Set	71	WE-234K Std Only	2-5/64, 1-3/16; Premium Moly
6	Standard Single Cylinder Set	71	WE-234X Std-20	2-5/64, 1-3/16; Iron
QTY	SLEEVE	YEARS	PART NO.	DESCRIPTION
6	Repair Sleeve	71-68	SL-20Y Std Only	1/8" wall, must be cut to correct length
QTY	ENGINE BEARINGS	YEARS	PART NO.	DESCRIPTION
1	Main Set	71-68	4124MA Std-1-10-20-30-40-60	A-Series aluminum bearings
1	Rod Set	71-68	6-2020CP Std-10-20-30-40	6-2020CA 60 avail. as unplated & resizeable
1	Rod Set	71-68	6-2020CA 60 60	Unplated & resizeable
6	Rod Pair	71-68	2020CP Std-1-2-10-20-30-40-50	
1	Cam Set	71	1557M Std Only	
1	Cam Set	70-68	1203M Std Only	VINTAGE
QTY	OIL PUMP	YEARS	PART NO.	DESCRIPTION
1	Oil Pump	71-68	224-4147	
1	Oil Pump	71-68	224-4157	High Volume, check pan for clearance
QTY	GASKETS	YEARS	PART NO.	DESCRIPTION
1	Kit Gasket Set	71-68	260-1005	VINTAGE
QTY	FREEZE PLUGS	YEARS	PART NO.	DESCRIPTION
1	Brass Block Plug Kit	71-68	381-8006	
1	Brass Deep Cup Freeze Plug	71-68	381-9001	VINTAGE; 1.625" Diameter
1	Brass Shallow Cup Freeze Plug	71-68	381-7066	2.000" Diameter
1	Steel Deep Cup Freeze Plug	71-68	381-3054	19/32" Diameter
1	Steel Shallow Cup Freeze Plug	71-68	381-2078	2.109" Diameter

250 4.1L (4098cc) OHV L6 (12 Valve) (Chevrolet), 3.875" Bore (GMC Eng.), 1 Bbl. "Eng. Code ZB" 1971-1970 121

QTY	TIMING	YEARS	PART NO.	DESCRIPTION
1	Gear Set	71-70	221-2525S	VINTAGE; (1) 221-2524; (1) 221-2537
1	Crank Gear	71-70	221-2537	27 Teeth
QTY	CAMSHAFT/LIFTER	YEARS	PART NO.	DESCRIPTION
1	Camshaft	71-70	CS-633	Hydraulic, (.050) Duration at .050 Lobe Lift, 172 Exh., 172 Int., 105 Degrees Lobe Separation
1	Prelube		55-403 Std Only	1.5 oz. packet
1	Prelube		55-400 Std Only	4 oz. bottle; 1.5 oz. packet No. 55-403 also avail.
12	Lifter	71-70	HT-817 Std Only	Hyd.
12	Lifter, Bulk	71-70	HT-817B Std Only	Hyd.; Carton of 128
QTY	CAM KIT	YEARS	PART NO.	DESCRIPTION
1	Cam/Lifter Kit	71-70	KC-633	Hyd.; (1) 55-403B; (1) CS-633; (12) HT-817
QTY	PUSH ROD	YEARS	PART NO.	DESCRIPTION
12	Push Rod	71-70	RP-3180 Std Only	9.6800" O.A.L.
12	Push Rod	71-70	RP-3214R Std Only	Chrome-Moly; 9.6800" O.A.L.
12	Push Rod, Bulk	71-70	BRP-3180 Std Only	Carton of 100; 9.6800" O.A.L.
QTY	ROCKER PARTS	YEARS	PART NO.	DESCRIPTION
12	Arm Assy.	71-70	R-832 Std Only	Incl. arm, ball & nut
12	Arm Assy., Bulk	71-70	R-832B Std Only	Incl. arm, ball & nut; Carton of 64
12	Arm	71-70	R-832A Std Only	
12	Rocker Arm Ball	71-70	MR-1780 Std Only	
12	Nut	71-70	MR-1751 Std Only	Self-locking, 3/8" x 24 threads
12	Stud	71-70	MR-1752 Std Only	.003" O/S; 3/8" x 24 x 2.495"
12	Stud	71-70	MR-1949 Std Only	.372" x 24 x 2.495"
QTY	VALVE	YEARS	PART NO.	DESCRIPTION
6	Exhaust	71-70	V-1904 Std-3-15-30	Chrome plated stem; 1.5000" Head Dia., 0.3414" Stem Dia., 4.9280" O.A.L.
6	Exhaust	71-70	V-1888X Std Only	Chrome plated stem; Stellite face; 1.5000" Head Dia., 0.3412" Stem Dia., 4.9230" O.A.L.

(continued on next page)

GM Car (Incl. Buick, Cad., Chev., Olds., Pontiac)

121 250 4.1L (4098cc) OHV L6 (12 Valve) (Chevrolet), 3.875" Bore (GMC Eng.), 1 Bbl. "Eng. Code ZB" 1971-1970
(cont.)

QTY	VALVE (cont.)	YEARS	PART NO.	DESCRIPTION
6	Exhaust, Bulk	71-70	V-1904B Std-15	Chrome plated stem; Carton of 25; 1.5000" Head Dia., 0.3414" Stem Dia., 4.9280" O.A.L.
6	Intake	71-70	V-1927 Std-15	Chrome plated stem; 1.7200" Head Dia., 0.3413" Stem Dia., 4.9170" O.A.L.
6	Intake, Bulk	71-70	V-1927B Std Only	Chrome plated stem; Carton of 25; 1.7200" Head Dia., 0.3413" Stem Dia., 4.9170" O.A.L.
QTY	VALVE GUIDE	YEARS	PART NO.	DESCRIPTION
6	Guide	71-70	VG-5038 Std Only	Loc. Int.; 0.3430" ID, 2.1200" O.A.L
6	Guide, Bulk	71-70	VG-5038B Std Only	Loc. Int.; Carton of 50; 0.3430" ID, 2.1200" O.A.L
QTY	VALVE SPRING	YEARS	PART NO.	DESCRIPTION
6	Spring	71-70	VS-653 Std Only	VINTAGE; Loc. Exh.; 1.9000" Free Height
6	Spring	71-70	VS-653 Std Only	VINTAGE; Loc. Int.; 1.9000" Free Height
QTY	VALVE SEAL	YEARS	PART NO.	DESCRIPTION
12	Valve Stem Seal	71-70	MV-1233C Std Only	O-Ring; (RBB) Rubber
12	Valve Stem Seal	71-70	ST-2001 Std Only	Use w/O.E. guide; Positive type; Installation requires valve guide machining; (RBBTF) Rubber/PTFE
12	Valve Stem Seal	71-70	MV-1903 Std Only	Use w/VG-5038 repair guide; Positive type; (RBB) Rubber
12	Valve Stem Seal Bulk	71-70	MV-1233 Std Only	O-Ring; Carton of 100; (RBB) Rubber
12	Valve Stem Seal Bulk	71-70	ST-2001BC Std Only	Use w/O.E. guide; Positive type; Installation requires valve guide machining; Carton of 100; (RBBTF) Rubber/PTFE
QTY	VALVE SEAT	YEARS	PART NO.	DESCRIPTION
6	Seat	71-70	245-1562-2 Std Only	Loc. Exh.; 1.5675" OD, 1.3125" ID, 0.2480" Depth
6	Seat	71-70	245-1562-2N Std Only	Loc. Exh.; Premium Material; 1.5675" OD, 1.3125" ID, 0.2480" Depth
6	Seat	71-70	245-1812-4 Std Only	Loc. Int.; 1.8175" OD, 1.5625" ID, 0.2160" Depth
6	Seat	71-70	245-1812-4N Std Only	Loc. Int.; Premium Material; 1.8175" OD, 1.5625" ID, 0.2160" Depth
QTY	VALVE, MISC	YEARS	PART NO.	DESCRIPTION
24	Keeper	71-70	VK-115A Std Only	1 groove; Square cut key groove; Carton pack 24
24	Keeper	71-70	VK-115 Std Only	1 groove; Square cut key groove; Carton pack 32
24	Keeper	71-70	VK-115R Std Only	1 groove; Square cut key groove; Hardened
24	Keeper, Bulk	71-70	VK-115B Std Only	1 groove; Square cut key groove; Carton of 1000
12	Spring Insert	71-70	259-203C Std Only	.015"; Carton of 100
12	Spring Insert	71-70	259-203B Std Only	.030"; Carton of 100
12	Spring Insert	71-70	259-203BRS Std Only	.030"; Carton of 500
12	Spring Insert	71-70	259-203A Std Only	.060"; Carton of 100
12	Spring Insert	71-70	259-203ARS Std Only	.060"; Carton of 500
6	Rotocap	71	RC-157S Std Only	Loc. Exh.
QTY	PISTON	YEARS	PART NO.	DESCRIPTION
6	Cast Piston	71-70	599P Std-30-40-60	VINTAGE; Use w/E-234K or E-234X ring set; Cast; .9275" Pin Dia.; 2 Rings 5/64 Groove, 1 Ring 3/16 Groove, 1.640 CD, Recessed Head .115 deep.
6	Cast Piston	71-70	599P 40 Std-30-40-60	VINTAGE; Use w/E-234K or E-234X ring set; Cast; .9275" Pin Dia.; 2 Rings 5/64 Groove, 1 Ring 3/16 Groove, 1.640 CD, Recessed Head .115 deep.
6	Cast Piston - Individual	71-70	W599P Std-30-40-60	VINTAGE; Use w/WE-234K or WE-234X ring set; Cast; .9275" Pin Dia.; 2 Rings 5/64 Groove, 1 Ring 3/16 Groove, 1.640 CD, Recessed Head .115 deep.
6	Pin	71-70	P-2208 Std-3-5-0015	0.6200" Inside Dia., 0.9272" Outside Dia.
QTY	RINGS	YEARS	PART NO.	DESCRIPTION
1	Premium Set	71	E-234K Std-20-30-40-60	2-5/64, 1-3/16; Premium Moly
1	Standard Set	71	E-234X Std-20-30-40-60	2-5/64, 1-3/16; Iron
6	Premium Single Cylinder Set	71	WE-234K Std Only	2-5/64, 1-3/16; Premium Moly
6	Standard Single Cylinder Set	71	WE-234X Std-20	2-5/64, 1-3/16; Iron
QTY	SLEEVE	YEARS	PART NO.	DESCRIPTION
6	Repair Sleeve	71-70	SL-20Y Std Only	1/8" wall, must be cut to correct length
QTY	ENGINE BEARINGS	YEARS	PART NO.	DESCRIPTION
1	Main Set	71-70	4124MA Std-1-10-20-30-40-60	A-Series aluminum bearings
1	Rod Set	71-70	6-2020CP Std-10-20-30-40	6-2020CA 60 avail. as unplated & resizeable
1	Rod Set	71-70	6-2020CA 60 60	Unplated & resizeable
6	Rod Pair	71-70	2020CP Std-1-2-10-20-30-40-50	
1	Cam Set	71	1557M Std Only	
1	Cam Set	70	1203M Std Only	VINTAGE
QTY	OIL PUMP	YEARS	PART NO.	DESCRIPTION
1	Oil Pump	71-70	224-4147	
1	Oil Pump	71-70	224-4157	High Volume, check pan for clearance

(continued on next page)

GM Car (Incl. Buick, Cad., Chev., Olds., Pontiac)

250 4.1L (4098cc) OHV L6 (12 Valve) (Chevrolet), 3.875" Bore (GMC Eng.), 1 Bbl. "Eng. Code ZB" 1971-1970 121
(cont.)

BLOCK	QTY	GASKETS	YEARS	PART NO.	DESCRIPTION
	1	Kit Gasket Set	71-70	260-1005	VINTAGE
	QTY	FREEZE PLUGS	YEARS	PART NO.	DESCRIPTION
	1	Brass Block Plug Kit	71-70	381-8006	
	1	Brass Deep Cup Freeze Plug	71-70	381-9001	VINTAGE; 1.625" Diameter
	1	Brass Shallow Cup Freeze Plug	71-70	381-7066	2.000" Diameter
1	Steel Deep Cup Freeze Plug	71-70	381-3054	19/32" Diameter	
1	Steel Shallow Cup Freeze Plug	71-70	381-2078	2.109" Diameter	

250 4.1L (4098cc) OHV L6 (12 Valve) (Chevrolet), 3.875" Bore (GMC Eng.), 1 Bbl. "Eng. Code ZG" 1971-1970 122

VALVE TRAIN	QTY	TIMING	YEARS	PART NO.	DESCRIPTION
	1	Gear Set	71-70	221-2525S	VINTAGE; (1) 221-2524; (1) 221-2537
	1	Crank Gear	71-70	221-2537	27 Teeth
	QTY	CAMSHAFT/LIFTER	YEARS	PART NO.	DESCRIPTION
	1	Camshaft	71-70	CS-633	Hydraulic, (050) Duration at .050 Lobe Lift, 172 Exh., 172 Int., 105 Degrees Lobe Separation
	1	Prelube		55-403 Std Only	1.5 oz. packet
	1	Prelube		55-400 Std Only	4 oz. bottle; 1.5 oz. packet No. 55-403 also avail.
	12	Lifter	71-70	HT-817 Std Only	Hyd.
	12	Lifter, Bulk	71-70	HT-817B Std Only	Hyd.; Carton of 128
	QTY	CAM KIT	YEARS	PART NO.	DESCRIPTION
	1	Cam/Lifter Kit	71-70	KC-633	Hyd.; (1) 55-403B; (1) CS-633; (12) HT-817
	QTY	PUSH ROD	YEARS	PART NO.	DESCRIPTION
	12	Push Rod	71-70	RP-3180 Std Only	9.6800" O.A.L.
	12	Push Rod	71-70	RP-3214R Std Only	Chrome-Moly; 9.6800" O.A.L.
	12	Push Rod, Bulk	71-70	BRP-3180 Std Only	Carton of 100; 9.6800" O.A.L.
	QTY	ROCKER PARTS	YEARS	PART NO.	DESCRIPTION
	12	Arm Assy.	71-70	R-832 Std Only	Incl. arm, ball & nut
	12	Arm Assy., Bulk	71-70	R-832B Std Only	Incl. arm, ball & nut; Carton of 64
12	Arm	71-70	R-832A Std Only		
12	Rocker Arm Ball	71-70	MR-1780 Std Only		
12	Nut	71-70	MR-1751 Std Only	Self-locking, 3/8" x 24 threads	
12	Stud	71-70	MR-1752 Std Only	.003" O/S; 3/8" x 24 x 2.495"	
12	Stud	71-70	MR-1949 Std Only	.372" x 24 x 2.495"	
QTY	VALVE	YEARS	PART NO.	DESCRIPTION	
6	Exhaust	71-70	V-1904 Std-3-15-30	Chrome plated stem; 1.5000" Head Dia., 0.3414" Stem Dia., 4.9280" O.A.L.	
6	Exhaust	71-70	V-1888X Std Only	Chrome plated stem; Stellite face; 1.5000" Head Dia., 0.3412" Stem Dia., 4.9230" O.A.L.	
6	Exhaust, Bulk	71-70	V-1904B Std-15	Chrome plated stem; Carton of 25; 1.5000" Head Dia., 0.3414" Stem Dia., 4.9280" O.A.L.	
6	Intake	71-70	V-1927 Std-15	Chrome plated stem; 1.7200" Head Dia., 0.3413" Stem Dia., 4.9170" O.A.L.	
6	Intake, Bulk	71-70	V-1927B Std Only	Chrome plated stem; Carton of 25; 1.7200" Head Dia., 0.3413" Stem Dia., 4.9170" O.A.L.	
QTY	VALVE GUIDE	YEARS	PART NO.	DESCRIPTION	
6	Guide	71-70	VG-5038 Std Only	Loc. Int.; 0.3430" ID, 2.1200" O.A.L.	
6	Guide, Bulk	71-70	VG-5038B Std Only	Loc. Int.; Carton of 50; 0.3430" ID, 2.1200" O.A.L.	
QTY	VALVE SPRING	YEARS	PART NO.	DESCRIPTION	
6	Spring	71-70	VS-653 Std Only	VINTAGE; Loc. Exh.; 1.9000" Free Height	
6	Spring	71-70	VS-653 Std Only	VINTAGE; Loc. Int.; 1.9000" Free Height	
QTY	VALVE SEAL	YEARS	PART NO.	DESCRIPTION	
12	Valve Stem Seal	71-70	MV-1233C Std Only	O-Ring; (RBB) Rubber	
12	Valve Stem Seal	71-70	ST-2001 Std Only	Use w/O.E. guide; Positive type; Installation requires valve guide machining; (RBBTF) Rubber/PTFE	
12	Valve Stem Seal	71-70	MV-1903 Std Only	Use w/VG-5038 repair guide; Positive type; (RBB) Rubber	
12	Valve Stem Seal Bulk	71-70	MV-1233 Std Only	O-Ring; Carton of 100; (RBB) Rubber	
12	Valve Stem Seal Bulk	71-70	ST-2001BC Std Only	Use w/O.E. guide; Positive type; Installation requires valve guide machining; Carton of 100; (RBBTF) Rubber/PTFE	
QTY	VALVE SEAT	YEARS	PART NO.	DESCRIPTION	
6	Seat	71-70	245-1562-2 Std Only	Loc. Exh.; 1.5675" OD, 1.3125" ID, 0.2480" Depth	
6	Seat	71-70	245-1562-2N Std Only	Loc. Exh.; Premium Material; 1.5675" OD, 1.3125" ID, 0.2480" Depth	
6	Seat	71-70	245-1812-4 Std Only	Loc. Int.; 1.8175" OD, 1.5625" ID, 0.2160" Depth	
6	Seat	71-70	245-1812-4N Std Only	Loc. Int.; Premium Material; 1.8175" OD, 1.5625" ID, 0.2160" Depth	
QTY	VALVE, MISC	YEARS	PART NO.	DESCRIPTION	
24	Keeper	71-70	VK-115A Std Only	1 groove; Square cut key groove; Carton pack 24	
24	Keeper	71-70	VK-115 Std Only	1 groove; Square cut key groove; Carton pack 32	

(continued on next page)

GM Car (Incl. Buick, Cad., Chev., Olds., Pontiac)

122 250 4.1L (4098cc) OHV L6 (12 Valve) (Chevrolet), 3.875" Bore (GMC Eng.), 1 Bbl. "Eng. Code ZG" 1971-1970
(cont.)

QTY	VALVE, MISC (cont.)	YEARS	PART NO.	DESCRIPTION
24	Keeper	71-70	VK-115R Std Only	1 groove; Square cut key groove; Hardened
24	Keeper, Bulk	71-70	VK-115B Std Only	1 groove; Square cut key groove; Carton of 1000
12	Spring Insert	71-70	259-203C Std Only	.015"; Carton of 100
12	Spring Insert	71-70	259-203B Std Only	.030"; Carton of 100
12	Spring Insert	71-70	259-203BRS Std Only	.030"; Carton of 500
12	Spring Insert	71-70	259-203A Std Only	.060"; Carton of 100
12	Spring Insert	71-70	259-203ARS Std Only	.060"; Carton of 500
6	Rotocap	71	RC-157S Std Only	Loc. Exh.
QTY	PISTON	YEARS	PART NO.	DESCRIPTION
6	Cast Piston	71-70	599P Std-30-40-60	VINTAGE; Use w/E-234K or E-234X ring set; Cast; .9275" Pin Dia.; 2 Rings 5/64 Groove, 1 Ring 3/16 Groove, 1.640 CD, Recessed Head .115 deep.
6	Cast Piston	71-70	599P 40 Std-30-40-60	VINTAGE; Use w/E-234K or E-234X ring set; Cast; .9275" Pin Dia.; 2 Rings 5/64 Groove, 1 Ring 3/16 Groove, 1.640 CD, Recessed Head .115 deep.
6	Cast Piston - Individual	71-70	W599P Std-30-40-60	VINTAGE; Use w/WE-234K or WE-234X ring set; Cast; .9275" Pin Dia.; 2 Rings 5/64 Groove, 1 Ring 3/16 Groove, 1.640 CD, Recessed Head .115 deep.
6	Pin	71-70	P-2208 Std-3-5-0015	0.6200" Inside Dia., 0.9272" Outside Dia.
QTY	RINGS	YEARS	PART NO.	DESCRIPTION
1	Premium Set	71	E-234K Std-20-30-40-60	2-5/64, 1-3/16; Premium Moly
1	Standard Set	71	E-234X Std-20-30-40-60	2-5/64, 1-3/16; Iron
6	Premium Single Cylinder Set	71	WE-234K Std Only	2-5/64, 1-3/16; Premium Moly
6	Standard Single Cylinder Set	71	WE-234X Std-20	2-5/64, 1-3/16; Iron
QTY	SLEEVE	YEARS	PART NO.	DESCRIPTION
6	Repair Sleeve	71-70	SL-20Y Std Only	1/8" wall, must be cut to correct length
QTY	ENGINE BEARINGS	YEARS	PART NO.	DESCRIPTION
1	Main Set	71-70	4124MA Std-1-10-20-30-40-60	A-Series aluminum bearings
1	Rod Set	71-70	6-2020CP Std-10-20-30-40	6-2020CA 60 avail. as unplated & resizeable
1	Rod Set	71-70	6-2020CA 60 60	Unplated & resizeable
6	Rod Pair	71-70	2020CP Std-1-2-10-20-30-40-50	
1	Cam Set	71	1557M Std Only	
1	Cam Set	70	1203M Std Only	VINTAGE
QTY	OIL PUMP	YEARS	PART NO.	DESCRIPTION
1	Oil Pump	71-70	224-4147	
1	Oil Pump	71-70	224-4157	High Volume, check pan for clearance
QTY	GASKETS	YEARS	PART NO.	DESCRIPTION
1	Kit Gasket Set	71-70	260-1005	VINTAGE
QTY	FREEZE PLUGS	YEARS	PART NO.	DESCRIPTION
1	Brass Block Plug Kit	71-70	381-8006	
1	Brass Deep Cup Freeze Plug	71-70	381-9001	VINTAGE; 1.625" Diameter
1	Brass Shallow Cup Freeze Plug	71-70	381-7066	2.000" Diameter
1	Steel Deep Cup Freeze Plug	71-70	381-3054	19/32" Diameter
1	Steel Shallow Cup Freeze Plug	71-70	381-2078	2.109" Diameter

123 250 4.1L (4098cc) OHV L6 (12 Valve) (Chevrolet), 3.875" Bore (GMC Eng.), 1 Bbl. 1971-1965

QTY	TIMING	YEARS	PART NO.	DESCRIPTION
1	Gear Set	71-66	221-2525S	VINTAGE; (1) 221-2524; (1) 221-2537
1	Gear Set	65	221-2525S	VINTAGE; Engs. w/intake manifold and cyl. head cast separate; (1) 221-2524; (1) 221-2537
1	Crank Gear	71-68	221-2537	27 Teeth
1	Crank Gear	67	221-2537	Chevrolet Bel Air Base, Biscayne Base, Camaro Base, Caprice Base, Chevelle Base, Chevy II Base, Impala Base, Malibu Base, Nova Base; Engs. w/intake manifold cast as an integral part of cyl. head; 27 Teeth
1	Crank Gear	66	221-2537	Chevrolet Bel Air Base, Biscayne Base, Impala Base; Engs. w/intake manifold cast as an integral part of cyl. head; 27 Teeth
1	Crank Gear	65	221-2537	Engs. w/intake manifold cast as an integral part of cyl. head; 27 Teeth
QTY	CAMSHAFT/LIFTER	YEARS	PART NO.	DESCRIPTION
1	Camshaft	71-66	CS-633	Hydraulic, (050) Duration at .050 Lobe Lift, 172 Exh., 172 Int., 105 Degrees Lobe Separation
1	Prelube		55-403 Std Only	1.5 oz. packet
1	Prelube		55-400 Std Only	4 oz. bottle; 1.5 oz. packet No. 55-403 also avail.
12	Lifter	71-66	HT-817 Std Only	Hyd.
12	Lifter, Bulk	71-66	HT-817B Std Only	Hyd.; Carton of 128

(continued on next page)

GM Car (Incl. Buick, Cad., Chev., Olds., Pontiac)

250 4.1L (4098cc) OHV L6 (12 Valve) (Chevrolet), 3.875" Bore (GMC Eng.), 1 Bbl. 1971-1965 123
(cont.)

QTY	CAM KIT	YEARS	PART NO.	DESCRIPTION
1	Cam/Lifter Kit	71-66	KC-633	Hyd.; (1) 55-403B; (1) CS-633; (12) HT-817
QTY	PUSH ROD	YEARS	PART NO.	DESCRIPTION
12	Push Rod	71-66	RP-3180 Std Only	9.6800" O.A.L.
12	Push Rod	71-66	RP-3214R Std Only	Chrome-Moly; 9.6800" O.A.L.
12	Push Rod, Bulk	71-66	BRP-3180 Std Only	Carton of 100; 9.6800" O.A.L.
QTY	ROCKER PARTS	YEARS	PART NO.	DESCRIPTION
12	Arm Assy.	71-66	R-832 Std Only	Incl. arm, ball & nut
12	Arm Assy., Bulk	71-66	R-832B Std Only	Incl. arm, ball & nut; Carton of 64
12	Arm	71-66	R-832A Std Only	
12	Rocker Arm Ball	71-66	MR-1780 Std Only	
12	Nut	71-66	MR-1751 Std Only	Self-locking, 3/8" x 24 threads
12	Stud	71-66	MR-1752 Std Only	.003" O/S; 3/8" x 24 x 2.495"
12	Stud	71-66	MR-1949 Std Only	.372" x 24 x 2.495"
QTY	VALVE	YEARS	PART NO.	DESCRIPTION
6	Exhaust	71-66	V-1904 Std-3-15-30	Chrome plated stem; 1.5000" Head Dia., 0.3414" Stem Dia., 4.9280" O.A.L.
6	Exhaust	71-66	V-1888X Std Only	Chrome plated stem; Stellite face; 1.5000" Head Dia., 0.3412" Stem Dia., 4.9230" O.A.L.
6	Exhaust, Bulk	71-66	V-1904B Std-15	Chrome plated stem; Carton of 25; 1.5000" Head Dia., 0.3414" Stem Dia., 4.9280" O.A.L.
6	Intake	71-66	V-1927 Std-15	Chrome plated stem; 1.7200" Head Dia., 0.3413" Stem Dia., 4.9170" O.A.L.
6	Intake, Bulk	71-66	V-1927B Std Only	Chrome plated stem; Carton of 25; 1.7200" Head Dia., 0.3413" Stem Dia., 4.9170" O.A.L.
QTY	VALVE GUIDE	YEARS	PART NO.	DESCRIPTION
6	Guide	71-66	VG-5038 Std Only	Loc. Int.; 0.3430" ID, 2.1200" O.A.L.
6	Guide, Bulk	71-66	VG-5038B Std Only	Loc. Int.; Carton of 50; 0.3430" ID, 2.1200" O.A.L.
QTY	VALVE SPRING	YEARS	PART NO.	DESCRIPTION
6	Spring	71-67	VS-653 Std Only	VINTAGE; Loc. Exh.; 1.9000" Free Height
6	Spring	71-67	VS-653 Std Only	VINTAGE; Loc. Int.; 1.9000" Free Height
6	Spring	66	VS-521 Std Only	Loc. Exh.; Incl. damper; 2.1090" Free Height
6	Spring	66	VS-521 Std Only	Loc. Int.; Incl. damper; 2.1090" Free Height
QTY	VALVE SEAL	YEARS	PART NO.	DESCRIPTION
12	Valve Stem Seal	71-66	MV-1233C Std Only	O-Ring; (RBB) Rubber
12	Valve Stem Seal	71-66	ST-2001 Std Only	Use w/O.E. guide; Positive type; Installation requires valve guide machining; (RBBTF) Rubber/PTFE
12	Valve Stem Seal	71-66	MV-1903 Std Only	Use w/VG-5038 repair guide; Positive type; (RBB) Rubber
12	Valve Stem Seal Bulk	71-66	MV-1233 Std Only	O-Ring; Carton of 100; (RBB) Rubber
12	Valve Stem Seal Bulk	71-66	ST-2001BC Std Only	Use w/O.E. guide; Positive type; Installation requires valve guide machining; Carton of 100; (RBBTF) Rubber/PTFE
QTY	VALVE SEAT	YEARS	PART NO.	DESCRIPTION
6	Seat	71-66	245-1562-2 Std Only	Loc. Exh.; 1.5675" OD, 1.3125" ID, 0.2480" Depth
6	Seat	71-66	245-1562-2N Std Only	Loc. Exh.; Premium Material; 1.5675" OD, 1.3125" ID, 0.2480" Depth
6	Seat	71-66	245-1812-4 Std Only	Loc. Int.; 1.8175" OD, 1.5625" ID, 0.2160" Depth
6	Seat	71-66	245-1812-4N Std Only	Loc. Int.; Premium Material; 1.8175" OD, 1.5625" ID, 0.2160" Depth
QTY	VALVE, MISC	YEARS	PART NO.	DESCRIPTION
24	Keeper	71-66	VK-115A Std Only	1 groove; Square cut key groove; Carton pack 24
24	Keeper	71-66	VK-115 Std Only	1 groove; Square cut key groove; Carton pack 32
24	Keeper	71-66	VK-115R Std Only	1 groove; Square cut key groove; Hardened
24	Keeper, Bulk	71-66	VK-115B Std Only	1 groove; Square cut key groove; Carton of 1000
12	Spring Insert	71-66	259-203C Std Only	.015"; Carton of 100
12	Spring Insert	71-66	259-203B Std Only	.030"; Carton of 100
12	Spring Insert	71-66	259-203BRS Std Only	.030"; Carton of 500
12	Spring Insert	71-66	259-203A Std Only	.060"; Carton of 100
12	Spring Insert	71-66	259-203ARS Std Only	.060"; Carton of 500
6	Rotocap	71	RC-157S Std Only	Loc. Exh.
QTY	PISTON	YEARS	PART NO.	DESCRIPTION
6	Cast Piston	71-66	599P Std-30-40-60	VINTAGE; Use w/E-234K or E-234X ring set; Cast; .9275" Pin Dia.; 2 Rings 5/64 Groove, 1 Ring 3/16 Groove, 1.640 CD, Recessed Head .115 deep.
6	Cast Piston	71-66	599P 40 Std-30-40-60	VINTAGE; Use w/E-234K or E-234X ring set; Cast; .9275" Pin Dia.; 2 Rings 5/64 Groove, 1 Ring 3/16 Groove, 1.640 CD, Recessed Head .115 deep.
6	Cast Piston - Individual	71-66	W599P Std-30-40-60	VINTAGE; Use w/WE-234K or WE-234X ring set; Cast; .9275" Pin Dia.; 2 Rings 5/64 Groove, 1 Ring 3/16 Groove, 1.640 CD, Recessed Head .115 deep.
6	Pin	71-66	P-2208 Std-3-5-0015	0.6200" Inside Dia., 0.9272" Outside Dia.

VALVE TRAIN

VALVE TRAIN

BLOCK

BLOCK

(continued on next page)

GM Car (Incl. Buick, Cad., Chev., Olds., Pontiac)

123 250 4.1L (4098cc) OHV L6 (12 Valve) (Chevrolet), 3.875" Bore (GMC Eng.), 1 Bbl. 1971-1965
(cont.)

BLOCK	QTY	RINGS	YEARS	PART NO.	DESCRIPTION	BLOCK
	1	Premium Set	71	E-234K Std-20-30-40-60	2-5/64, 1-3/16; Premium Moly	
	1	Standard Set	71	E-234X Std-20-30-40-60	2-5/64, 1-3/16; Iron	
	6	Premium Single Cylinder Set	71	WE-234K Std Only	2-5/64, 1-3/16; Premium Moly	
	6	Standard Single Cylinder Set	71	WE-234X Std-20	2-5/64, 1-3/16; Iron	
	QTY	SLEEVE	YEARS	PART NO.	DESCRIPTION	
	6	Repair Sleeve	71-66	SL-20Y Std Only	1/8" wall, must be cut to correct length	
	QTY	ENGINE BEARINGS	YEARS	PART NO.	DESCRIPTION	
	1	Main Set	71-66	4124MA Std-1-10-20-30-40-60	A-Series aluminum bearings	
	1	Rod Set	71-66	6-2020CP Std-10-20-30-40	6-2020CA 60 avail. as unplated & resizeable	
	1	Rod Set	71-66	6-2020CA 60 60	Unplated & resizeable	
	6	Rod Pair	71-66	2020CP Std-1-2-10-20-30-40-50		
	1	Cam Set	71	1557M Std Only		
	1	Cam Set	70-68	1203M Std Only	VINTAGE	
	QTY	OIL PUMP	YEARS	PART NO.	DESCRIPTION	
	1	Oil Pump	71-66	224-4147		
	1	Oil Pump	71-66	224-4157	High Volume, check pan for clearance	
	QTY	GASKETS	YEARS	PART NO.	DESCRIPTION	
	1	Kit Gasket Set	71-65	260-1005	VINTAGE	
	QTY	FREEZE PLUGS	YEARS	PART NO.	DESCRIPTION	
	1	Brass Block Plug Kit	71-65	381-8006		
	1	Brass Deep Cup Freeze Plug	71-65	381-9001	VINTAGE; 1.625" Diameter	
	1	Brass Shallow Cup Freeze Plug	71-65	381-7066	2.000" Diameter	
	1	Steel Deep Cup Freeze Plug	71-65	381-3054	19/32" Diameter	
	1	Steel Shallow Cup Freeze Plug	71-65	381-2078	2.109" Diameter	

124 250 4.1L (4098cc) SOHC L6 (12 Valve) (Pontiac), 3.875" Bore (GMC Eng.), 1 Bbl. "Eng. Code XF" 1969

	QTY	VALVE SEAL	YEARS	PART NO.	DESCRIPTION	
	6	Valve Stem Seal	69	ST-2092 Std Only	Positive type, Metal Clad; (RBB) Rubber	
	6	Valve Stem Seal	69	ST-2003 Std Only	Positive type; Installation requires valve guide machining; (RBB) Rubber	
	6	Valve Stem Seal Bulk	69	ST-2003BC Std Only	Positive type; Installation requires valve guide machining; Carton of 100; (RBB) Rubber	
	QTY	VALVE, MISC	YEARS	PART NO.	DESCRIPTION	
	12	Keeper	69	VK-115A Std Only	1 groove; Square cut key groove; Carton pack 24	
	12	Keeper	69	VK-115 Std Only	1 groove; Square cut key groove; Carton pack 32	
	12	Keeper	69	VK-115R Std Only	1 groove; Square cut key groove; Hardened	
	12	Keeper, Bulk	69	VK-115B Std Only	1 groove; Square cut key groove; Carton of 1000	
	12	Spring Insert	69	259-301A Std Only	VINTAGE; .060"; Carton of 100	
	QTY	RINGS	YEARS	PART NO.	DESCRIPTION	
	1	Premium Set	69	E-234K Std-20-30-40-60	2-5/64, 1-3/16; Premium Moly	
	1	Standard Set	69	E-234X Std-20-30-40-60	2-5/64, 1-3/16; Iron	
	6	Premium Single Cylinder Set	69	WE-234K Std Only	2-5/64, 1-3/16; Premium Moly	
	6	Standard Single Cylinder Set	69	WE-234X Std-20	2-5/64, 1-3/16; Iron	
	QTY	ENGINE BEARINGS	YEARS	PART NO.	DESCRIPTION	
	1	Main Set	69	4124MA Std-1-10-20-30-40-60	A-Series aluminum bearings	
	1	Rod Set	69	6-2020CP Std-10-20-30-40	6-2020CA 60 avail. as unplated & resizeable	
	1	Rod Set	69	6-2020CA 60 60	Unplated & resizeable	
	6	Rod Pair	69	2020CP Std-1-2-10-20-30-40-50		
	QTY	FREEZE PLUGS	YEARS	PART NO.	DESCRIPTION	
	1	Brass Block Plug Kit	69	381-8006		
	1	Brass Deep Cup Freeze Plug	69	381-9001	VINTAGE; 1.625" Diameter	
	1	Brass Shallow Cup Freeze Plug	69	381-7066	2.000" Diameter	
	1	Steel Deep Cup Freeze Plug	69	381-3054	19/32" Diameter	
	1	Steel Shallow Cup Freeze Plug	69	381-2078	2.109" Diameter	

125 250 4.1L (4098cc) SOHC L6 (12 Valve) (Pontiac), 3.875" Bore (GMC Eng.), 1 Bbl. "Eng. Code ZC" 1969

	QTY	VALVE SEAL	YEARS	PART NO.	DESCRIPTION	
	6	Valve Stem Seal	69	ST-2092 Std Only	Positive type, Metal Clad; (RBB) Rubber	
	6	Valve Stem Seal	69	ST-2003 Std Only	Positive type; Installation requires valve guide machining; (RBB) Rubber	
	6	Valve Stem Seal Bulk	69	ST-2003BC Std Only	Positive type; Installation requires valve guide machining; Carton of 100; (RBB) Rubber	
	QTY	VALVE, MISC	YEARS	PART NO.	DESCRIPTION	
	12	Keeper	69	VK-115A Std Only	1 groove; Square cut key groove; Carton pack 24	
	12	Keeper	69	VK-115 Std Only	1 groove; Square cut key groove; Carton pack 32	

(continued on next page)

GM Car (Incl. Buick, Cad., Chev., Olds., Pontiac)

250 4.1L (4098cc) SOHC L6 (12 Valve) (Pontiac), 3.875" Bore (GMC Eng.), 1 Bbl. "Eng. Code ZC" 1969 125
(cont.)

QTY	VALVE, MISC (cont.)	YEARS	PART NO.	DESCRIPTION
12	Keeper	69	VK-115R Std Only	1 groove; Square cut key groove; Hardened
12	Keeper, Bulk	69	VK-115B Std Only	1 groove; Square cut key groove; Carton of 1000
12	Spring Insert	69	259-301A Std Only	VINTAGE; .060"; Carton of 100
QTY	RINGS	YEARS	PART NO.	DESCRIPTION
1	Premium Set	69	E-234K Std-20-30-40-60	2-5/64, 1-3/16; Premium Moly
1	Standard Set	69	E-234X Std-20-30-40-60	2-5/64, 1-3/16; Iron
6	Premium Single Cylinder Set	69	WE-234K Std Only	2-5/64, 1-3/16; Premium Moly
6	Standard Single Cylinder Set	69	WE-234X Std-20	2-5/64, 1-3/16; Iron
QTY	ENGINE BEARINGS	YEARS	PART NO.	DESCRIPTION
1	Main Set	69	4124MA Std-1-10-20-30-40-60	A-Series aluminum bearings
1	Rod Set	69	6-2020CP Std-10-20-30-40	6-2020CA 60 avail. as unplated & resizeable
1	Rod Set	69	6-2020CA 60 60	Unplated & resizeable
6	Rod Pair	69	2020CP Std-1-2-10-20-30-40-50	
QTY	FREEZE PLUGS	YEARS	PART NO.	DESCRIPTION
1	Brass Block Plug Kit	69	381-8006	
1	Brass Deep Cup Freeze Plug	69	381-9001	VINTAGE; 1.625" Diameter
1	Brass Shallow Cup Freeze Plug	69	381-7066	2.000" Diameter
1	Steel Deep Cup Freeze Plug	69	381-3054	19/32" Diameter
1	Steel Shallow Cup Freeze Plug	69	381-2078	2.109" Diameter

250 4.1L (4098cc) SOHC L6 (12 Valve) (Pontiac), 3.875" Bore (GMC Eng.), 4 Bbl. "Eng. Code ZD" 1969-1968 126

QTY	VALVE SEAL	YEARS	PART NO.	DESCRIPTION
6	Valve Stem Seal	69-68	ST-2092 Std Only	Positive type, Metal Clad; (RBB) Rubber
6	Valve Stem Seal	69-68	ST-2003 Std Only	Positive type; Installation requires valve guide machining; (RBB) Rubber
6	Valve Stem Seal Bulk	69-68	ST-2003BC Std Only	Positive type; Installation requires valve guide machining; Carton of 100; (RBB) Rubber
QTY	VALVE, MISC	YEARS	PART NO.	DESCRIPTION
12	Keeper	69-68	VK-115A Std Only	1 groove; Square cut key groove; Carton pack 24
12	Keeper	69-68	VK-115 Std Only	1 groove; Square cut key groove; Carton pack 32
12	Keeper	69-68	VK-115R Std Only	1 groove; Square cut key groove; Hardened
12	Keeper, Bulk	69-68	VK-115B Std Only	1 groove; Square cut key groove; Carton of 1000
12	Spring Insert	69-68	259-301A Std Only	VINTAGE; .060"; Carton of 100
QTY	RINGS	YEARS	PART NO.	DESCRIPTION
1	Premium Set	69-68	E-234K Std-20-30-40-60	2-5/64, 1-3/16; Premium Moly
1	Standard Set	69-68	E-234X Std-10-20-30-40	2-5/64, 1-3/16; Iron
6	Premium Single Cylinder Set	69-68	WE-234K Std Only	2-5/64, 1-3/16; Premium Moly
6	Standard Single Cylinder Set	69-68	WE-234X Std-20	2-5/64, 1-3/16; Iron
QTY	ENGINE BEARINGS	YEARS	PART NO.	DESCRIPTION
1	Main Set	69-68	4124MA Std-1-10-20-30-40-60	A-Series aluminum bearings
1	Rod Set	69-68	6-2020CP Std-10-20-30-40	6-2020CA 60 avail. as unplated & resizeable
1	Rod Set	69-68	6-2020CA 60 60	Unplated & resizeable
6	Rod Pair	69-68	2020CP Std-1-2-10-20-30-40-50	
QTY	FREEZE PLUGS	YEARS	PART NO.	DESCRIPTION
1	Brass Block Plug Kit	69-68	381-8006	
1	Brass Deep Cup Freeze Plug	69-68	381-9001	VINTAGE; 1.625" Diameter
1	Brass Shallow Cup Freeze Plug	69-68	381-7066	2.000" Diameter
1	Steel Deep Cup Freeze Plug	69-68	381-3054	19/32" Diameter
1	Steel Shallow Cup Freeze Plug	69-68	381-2078	2.109" Diameter

250 4.1L (4098cc) SOHC L6 (12 Valve) (Pontiac), 3.875" Bore (GMC Eng.), 4 Bbl. "Eng. Code ZE" 1969-1968 127

QTY	VALVE SEAL	YEARS	PART NO.	DESCRIPTION
6	Valve Stem Seal	69-68	ST-2092 Std Only	Positive type, Metal Clad; (RBB) Rubber
6	Valve Stem Seal	69-68	ST-2003 Std Only	Positive type; Installation requires valve guide machining; (RBB) Rubber
6	Valve Stem Seal Bulk	69-68	ST-2003BC Std Only	Positive type; Installation requires valve guide machining; Carton of 100; (RBB) Rubber
QTY	VALVE, MISC	YEARS	PART NO.	DESCRIPTION
12	Keeper	69-68	VK-115A Std Only	1 groove; Square cut key groove; Carton pack 24
12	Keeper	69-68	VK-115 Std Only	1 groove; Square cut key groove; Carton pack 32
12	Keeper	69-68	VK-115R Std Only	1 groove; Square cut key groove; Hardened
12	Keeper, Bulk	69-68	VK-115B Std Only	1 groove; Square cut key groove; Carton of 1000
12	Spring Insert	69-68	259-301A Std Only	VINTAGE; .060"; Carton of 100
QTY	RINGS	YEARS	PART NO.	DESCRIPTION
1	Premium Set	69-68	E-234K Std-20-30-40-60	2-5/64, 1-3/16; Premium Moly
1	Standard Set	69-68	E-234X Std-20-30-40-60	2-5/64, 1-3/16; Iron

(continued on next page)

GM Car (Incl. Buick, Cad., Chev., Olds., Pontiac)

127 250 4.1L (4098cc) SOHC L6 (12 Valve) (Pontiac), 3.875" Bore (GMC Eng.), 4 Bbl. "Eng. Code ZE" 1969-1968
(cont.)

BLOCK	QTY	RINGS (cont.)	YEARS	PART NO.	DESCRIPTION	BLOCK
	6	Premium Single Cylinder Set	69-68	WE-234K Std Only	2-5/64, 1-3/16; Premium Moly	
	6	Standard Single Cylinder Set	69-68	WE-234X Std-20	2-5/64, 1-3/16; Iron	
BLOCK	QTY	ENGINE BEARINGS	YEARS	PART NO.	DESCRIPTION	BLOCK
	1	Main Set	69-68	4124MA Std-1-10-20-30-40-60	A-Series aluminum bearings	
	1	Rod Set	69-68	6-2020CP Std-10-20-30-40	6-2020CA 60 avail. as unplated & resizeable	
	1	Rod Set	69-68	6-2020CA 60 60	Unplated & resizeable	
	6	Rod Pair	69-68	2020CP Std-1-2-10-20-30-40-50		
BLOCK	QTY	FREEZE PLUGS	YEARS	PART NO.	DESCRIPTION	BLOCK
	1	Brass Block Plug Kit	69-68	381-8006		
	1	Brass Deep Cup Freeze Plug	69-68	381-9001	VINTAGE; 1.625" Diameter	
	1	Brass Shallow Cup Freeze Plug	69-68	381-7066	2.000" Diameter	
	1	Steel Deep Cup Freeze Plug	69-68	381-3054	19/32" Diameter	
	1	Steel Shallow Cup Freeze Plug	69-68	381-2078	2.109" Diameter	

128 250 4.1L (4098cc) SOHC L6 (12 Valve) (Pontiac), 3.875" Bore (GMC Eng.), 1 Bbl. "Eng. Code ZF" 1969

BLOCK	QTY	VALVE SEAL	YEARS	PART NO.	DESCRIPTION	BLOCK
	6	Valve Stem Seal	69	ST-2092 Std Only	Positive type, Metal Clad; (RBB) Rubber	
	6	Valve Stem Seal	69	ST-2003 Std Only	Positive type; Installation requires valve guide machining; (RBB) Rubber	
	6	Valve Stem Seal Bulk	69	ST-2003BC Std Only	Positive type; Installation requires valve guide machining; Carton of 100; (RBB) Rubber	
BLOCK	QTY	VALVE, MISC	YEARS	PART NO.	DESCRIPTION	BLOCK
	12	Keeper	69	VK-115A Std Only	1 groove; Square cut key groove; Carton pack 24	
	12	Keeper	69	VK-115 Std Only	1 groove; Square cut key groove; Carton pack 32	
	12	Keeper	69	VK-115R Std Only	1 groove; Square cut key groove; Hardened	
	12	Keeper, Bulk	69	VK-115B Std Only	1 groove; Square cut key groove; Carton of 1000	
	12	Spring Insert	69	259-301A Std Only	VINTAGE; .060"; Carton of 100	
BLOCK	QTY	RINGS	YEARS	PART NO.	DESCRIPTION	BLOCK
	1	Premium Set	69	E-234K Std-20-30-40-60	2-5/64, 1-3/16; Premium Moly	
	1	Standard Set	69	E-234X Std-20-30-40-60	2-5/64, 1-3/16; Iron	
	6	Premium Single Cylinder Set	69	WE-234K Std Only	2-5/64, 1-3/16; Premium Moly	
	6	Standard Single Cylinder Set	69	WE-234X Std-20	2-5/64, 1-3/16; Iron	
BLOCK	QTY	ENGINE BEARINGS	YEARS	PART NO.	DESCRIPTION	BLOCK
	1	Main Set	69	4124MA Std-1-10-20-30-40-60	A-Series aluminum bearings	
	1	Rod Set	69	6-2020CP Std-10-20-30-40	6-2020CA 60 avail. as unplated & resizeable	
	1	Rod Set	69	6-2020CA 60 60	Unplated & resizeable	
	6	Rod Pair	69	2020CP Std-1-2-10-20-30-40-50		
BLOCK	QTY	FREEZE PLUGS	YEARS	PART NO.	DESCRIPTION	BLOCK
	1	Brass Block Plug Kit	69	381-8006		
	1	Brass Deep Cup Freeze Plug	69	381-9001	VINTAGE; 1.625" Diameter	
	1	Brass Shallow Cup Freeze Plug	69	381-7066	2.000" Diameter	
	1	Steel Deep Cup Freeze Plug	69	381-3054	19/32" Diameter	
	1	Steel Shallow Cup Freeze Plug	69	381-2078	2.109" Diameter	

129 250 4.1L (4098cc) SOHC L6 (12 Valve) (Pontiac), 3.875" Bore (GMC Eng.), 4 Bbl. "Eng. Code ZH" 1969

BLOCK	QTY	VALVE SEAL	YEARS	PART NO.	DESCRIPTION	BLOCK
	6	Valve Stem Seal	69	ST-2092 Std Only	Positive type, Metal Clad; (RBB) Rubber	
	6	Valve Stem Seal	69	ST-2003 Std Only	Positive type; Installation requires valve guide machining; (RBB) Rubber	
	6	Valve Stem Seal Bulk	69	ST-2003BC Std Only	Positive type; Installation requires valve guide machining; Carton of 100; (RBB) Rubber	
BLOCK	QTY	VALVE, MISC	YEARS	PART NO.	DESCRIPTION	BLOCK
	12	Keeper	69	VK-115A Std Only	1 groove; Square cut key groove; Carton pack 24	
	12	Keeper	69	VK-115 Std Only	1 groove; Square cut key groove; Carton pack 32	
	12	Keeper	69	VK-115R Std Only	1 groove; Square cut key groove; Hardened	
	12	Keeper, Bulk	69	VK-115B Std Only	1 groove; Square cut key groove; Carton of 1000	
	12	Spring Insert	69	259-301A Std Only	VINTAGE; .060"; Carton of 100	
BLOCK	QTY	RINGS	YEARS	PART NO.	DESCRIPTION	BLOCK
	1	Premium Set	69	E-234K Std-20-30-40-60	2-5/64, 1-3/16; Premium Moly	
	1	Standard Set	69	E-234X Std-20-30-40-60	2-5/64, 1-3/16; Iron	
	6	Premium Single Cylinder Set	69	WE-234K Std Only	2-5/64, 1-3/16; Premium Moly	
	6	Standard Single Cylinder Set	69	WE-234X Std-20	2-5/64, 1-3/16; Iron	
BLOCK	QTY	ENGINE BEARINGS	YEARS	PART NO.	DESCRIPTION	BLOCK
	1	Main Set	69	4124MA Std-1-10-20-30-40-60	A-Series aluminum bearings	
	1	Rod Set	69	6-2020CP Std-10-20-30-40	6-2020CA 60 avail. as unplated & resizeable	
	1	Rod Set	69	6-2020CA 60 60	Unplated & resizeable	

(continued on next page)

GM Car (Incl. Buick, Cad., Chev., Olds., Pontiac)

250 4.1L (4098cc) SOHC L6 (12 Valve) (Pontiac), 3.875" Bore (GMC Eng.), 4 Bbl. "Eng. Code ZH" 1969 129
(cont.)

BLOCK	QTY	ENGINE BEARINGS	YEARS	PART NO.	DESCRIPTION	BLOCK
	(cont.)					
	6	Rod Pair	69	2020CP Std-1-2-10-20-30-40-50		
	QTY	FREEZE PLUGS	YEARS	PART NO.	DESCRIPTION	
	1	Brass Block Plug Kit	69	381-8006		
	1	Brass Deep Cup Freeze Plug	69	381-9001	VINTAGE; 1.625" Diameter	
	1	Brass Shallow Cup Freeze Plug	69	381-7066	2.000" Diameter	
	1	Steel Deep Cup Freeze Plug	69	381-3054	19/32" Diameter	
	1	Steel Shallow Cup Freeze Plug	69	381-2078	2.109" Diameter	

250 4.1L (4098cc) SOHC L6 (12 Valve) (Pontiac), 3.875" Bore (GMC Eng.), 1 Bbl. "Eng. Code ZK" 1969-1968 130

	QTY	VALVE SEAL	YEARS	PART NO.	DESCRIPTION
	6	Valve Stem Seal	69-68	ST-2092 Std Only	Positive type, Metal Clad; (RBB) Rubber
	6	Valve Stem Seal	69-68	ST-2003 Std Only	Positive type; Installation requires valve guide machining; (RBB) Rubber
	6	Valve Stem Seal Bulk	69-68	ST-2003BC Std Only	Positive type; Installation requires valve guide machining; Carton of 100; (RBB) Rubber
	QTY	VALVE, MISC	YEARS	PART NO.	DESCRIPTION
	12	Keeper	69-68	VK-115A Std Only	1 groove; Square cut key groove; Carton pack 24
	12	Keeper	69-68	VK-115 Std Only	1 groove; Square cut key groove; Carton pack 32
	12	Keeper	69-68	VK-115R Std Only	1 groove; Square cut key groove; Hardened
	12	Keeper, Bulk	69-68	VK-115B Std Only	1 groove; Square cut key groove; Carton of 1000
	12	Spring Insert	69-68	259-301A Std Only	VINTAGE; .060"; Carton of 100

	QTY	RINGS	YEARS	PART NO.	DESCRIPTION
	1	Premium Set	69-68	E-234K Std-20-30-40-60	2-5/64, 1-3/16; Premium Moly
	1	Standard Set	69-68	E-234X Std-20-30-40-60	2-5/64, 1-3/16; Iron
	6	Premium Single Cylinder Set	69-68	WE-234K Std Only	2-5/64, 1-3/16; Premium Moly
	6	Standard Single Cylinder Set	69-68	WE-234X Std-20	2-5/64, 1-3/16; Iron
	QTY	ENGINE BEARINGS	YEARS	PART NO.	DESCRIPTION
	1	Main Set	69-68	4124MA Std-1-10-20-30-40-60	A-Series aluminum bearings
	1	Rod Set	69-68	6-2020CP Std-10-20-30-40	6-2020CA 60 avail. as unplated & resizeable
	1	Rod Set	69-68	6-2020CA 60 60	Unplated & resizeable
	6	Rod Pair	69-68	2020CP Std-1-2-10-20-30-40-50	
	QTY	FREEZE PLUGS	YEARS	PART NO.	DESCRIPTION
	1	Brass Block Plug Kit	69-68	381-8006	
	1	Brass Deep Cup Freeze Plug	69-68	381-9001	VINTAGE; 1.625" Diameter
	1	Brass Shallow Cup Freeze Plug	69-68	381-7066	2.000" Diameter
	1	Steel Deep Cup Freeze Plug	69-68	381-3054	19/32" Diameter
	1	Steel Shallow Cup Freeze Plug	69-68	381-2078	2.109" Diameter

250 4.1L (4098cc) SOHC L6 (12 Valve) (Pontiac), 3.875" Bore (GMC Eng.), 4 Bbl. "Eng. Code ZL" 1969-1968 131

	QTY	VALVE SEAL	YEARS	PART NO.	DESCRIPTION
	6	Valve Stem Seal	69-68	ST-2092 Std Only	Positive type, Metal Clad; (RBB) Rubber
	6	Valve Stem Seal	69-68	ST-2003 Std Only	Positive type; Installation requires valve guide machining; (RBB) Rubber
	6	Valve Stem Seal Bulk	69-68	ST-2003BC Std Only	Positive type; Installation requires valve guide machining; Carton of 100; (RBB) Rubber
	QTY	VALVE, MISC	YEARS	PART NO.	DESCRIPTION
	12	Keeper	69-68	VK-115A Std Only	1 groove; Square cut key groove; Carton pack 24
	12	Keeper	69-68	VK-115 Std Only	1 groove; Square cut key groove; Carton pack 32
	12	Keeper	69-68	VK-115R Std Only	1 groove; Square cut key groove; Hardened
	12	Keeper, Bulk	69-68	VK-115B Std Only	1 groove; Square cut key groove; Carton of 1000
	12	Spring Insert	69-68	259-301A Std Only	VINTAGE; .060"; Carton of 100

	QTY	RINGS	YEARS	PART NO.	DESCRIPTION
	1	Premium Set	69-68	E-234K Std-20-30-40-60	2-5/64, 1-3/16; Premium Moly
	1	Standard Set	69-68	E-234X Std-20-30-40-60	2-5/64, 1-3/16; Iron
	6	Premium Single Cylinder Set	69-68	WE-234K Std Only	2-5/64, 1-3/16; Premium Moly
	6	Standard Single Cylinder Set	69-68	WE-234X Std-20	2-5/64, 1-3/16; Iron
	QTY	ENGINE BEARINGS	YEARS	PART NO.	DESCRIPTION
	1	Main Set	69-68	4124MA Std-1-10-20-30-40-60	A-Series aluminum bearings
	1	Rod Set	69-68	6-2020CP Std-10-20-30-40	6-2020CA 60 avail. as unplated & resizeable
	1	Rod Set	69-68	6-2020CA 60 60	Unplated & resizeable
	6	Rod Pair	69-68	2020CP Std-1-2-10-20-30-40-50	
	QTY	FREEZE PLUGS	YEARS	PART NO.	DESCRIPTION
	1	Brass Block Plug Kit	69-68	381-8006	
	1	Brass Deep Cup Freeze Plug	69-68	381-9001	VINTAGE; 1.625" Diameter

(continued on next page)

GM Car (Incl. Buick, Cad., Chev., Olds., Pontiac)

131 250 4.1L (4098cc) SOHC L6 (12 Valve) (Pontiac), 3.875" Bore (GMC Eng.), 4 Bbl. "Eng. Code ZL" 1969-1968 (cont.)

QTY	FREEZE PLUGS (cont.)	YEARS	PART NO.	DESCRIPTION
1	Brass Shallow Cup Freeze Plug	69-68	381-7066	2.000" Diameter
1	Steel Deep Cup Freeze Plug	69-68	381-3054	19/32" Diameter
1	Steel Shallow Cup Freeze Plug	69-68	381-2078	2.109" Diameter

132 250 4.1L (4098cc) SOHC L6 (12 Valve) (Pontiac), 3.875" Bore (GMC Eng.), 1 Bbl. "Eng. Code ZN" 1969-1968

QTY	VALVE SEAL	YEARS	PART NO.	DESCRIPTION
6	Valve Stem Seal	69-68	ST-2092 Std Only	Positive type, Metal Clad; (RBB) Rubber
6	Valve Stem Seal	69-68	ST-2003 Std Only	Positive type; Installation requires valve guide machining; (RBB) Rubber
6	Valve Stem Seal Bulk	69-68	ST-2003BC Std Only	Positive type; Installation requires valve guide machining; Carton of 100; (RBB) Rubber

QTY	VALVE, MISC	YEARS	PART NO.	DESCRIPTION
12	Keeper	69-68	VK-115A Std Only	1 groove; Square cut key groove; Carton pack 24
12	Keeper	69-68	VK-115 Std Only	1 groove; Square cut key groove; Carton pack 32
12	Keeper	69-68	VK-115R Std Only	1 groove; Square cut key groove; Hardened
12	Keeper, Bulk	69-68	VK-115B Std Only	1 groove; Square cut key groove; Carton of 1000
12	Spring Insert	69-68	259-301A Std Only	VINTAGE; .060"; Carton of 100

QTY	RINGS	YEARS	PART NO.	DESCRIPTION
1	Premium Set	69-68	E-234K Std-20-30-40-60	2-5/64, 1-3/16; Premium Moly
1	Standard Set	69-68	E-234X Std-20-30-40-60	2-5/64, 1-3/16; Iron
6	Premium Single Cylinder Set	69-68	WE-234K Std Only	2-5/64, 1-3/16; Premium Moly
6	Standard Single Cylinder Set	69-68	WE-234X Std-20	2-5/64, 1-3/16; Iron

QTY	ENGINE BEARINGS	YEARS	PART NO.	DESCRIPTION
1	Main Set	69-68	4124MA Std-1-10-20-30-40-60	A-Series aluminum bearings
1	Rod Set	69-68	6-2020CP Std-10-20-30-40	6-2020CA 60 avail. as unplated & resizeable
1	Rod Set	69-68	6-2020CA 60 60	Unplated & resizeable
6	Rod Pair	69-68	2020CP Std-1-2-10-20-30-40-50	

QTY	FREEZE PLUGS	YEARS	PART NO.	DESCRIPTION
1	Brass Block Plug Kit	69-68	381-8006	
1	Brass Deep Cup Freeze Plug	69-68	381-9001	VINTAGE; 1.625" Diameter
1	Brass Shallow Cup Freeze Plug	69-68	381-7066	2.000" Diameter
1	Steel Deep Cup Freeze Plug	69-68	381-3054	19/32" Diameter
1	Steel Shallow Cup Freeze Plug	69-68	381-2078	2.109" Diameter

133 250 4.1L (4098cc) SOHC L6 (12 Valve) (Pontiac), 3.875" Bore (GMC Eng.), 4 Bbl. "Eng. Code ZO" 1968

QTY	VALVE SEAL	YEARS	PART NO.	DESCRIPTION
6	Valve Stem Seal	68	ST-2092 Std Only	Positive type, Metal Clad; (RBB) Rubber
6	Valve Stem Seal	68	ST-2003 Std Only	Positive type; Installation requires valve guide machining; (RBB) Rubber
6	Valve Stem Seal Bulk	68	ST-2003BC Std Only	Positive type; Installation requires valve guide machining; Carton of 100; (RBB) Rubber

QTY	VALVE, MISC	YEARS	PART NO.	DESCRIPTION
12	Keeper	68	VK-115A Std Only	1 groove; Square cut key groove; Carton pack 24
12	Keeper	68	VK-115 Std Only	1 groove; Square cut key groove; Carton pack 32
12	Keeper	68	VK-115R Std Only	1 groove; Square cut key groove; Hardened
12	Keeper, Bulk	68	VK-115B Std Only	1 groove; Square cut key groove; Carton of 1000
12	Spring Insert	68	259-301A Std Only	VINTAGE; .060"; Carton of 100

QTY	RINGS	YEARS	PART NO.	DESCRIPTION
1	Premium Set	68	E-234K Std-20-30-40-60	2-5/64, 1-3/16; Premium Moly
1	Standard Set	68	E-234X Std-20-30-40-60	2-5/64, 1-3/16; Iron
6	Premium Single Cylinder Set	68	WE-234K Std Only	2-5/64, 1-3/16; Premium Moly
6	Standard Single Cylinder Set	68	WE-234X Std-20	2-5/64, 1-3/16; Iron

QTY	ENGINE BEARINGS	YEARS	PART NO.	DESCRIPTION
1	Main Set	68	4124MA Std-1-10-20-30-40-60	A-Series aluminum bearings
1	Rod Set	68	6-2020CP Std-10-20-30-40	6-2020CA 60 avail. as unplated & resizeable
1	Rod Set	68	6-2020CA 60 60	Unplated & resizeable
6	Rod Pair	68	2020CP Std-1-2-10-20-30-40-50	

QTY	FREEZE PLUGS	YEARS	PART NO.	DESCRIPTION
1	Brass Block Plug Kit	68	381-8006	
1	Brass Deep Cup Freeze Plug	68	381-9001	VINTAGE; 1.625" Diameter
1	Brass Shallow Cup Freeze Plug	68	381-7066	2.000" Diameter
1	Steel Deep Cup Freeze Plug	68	381-3054	19/32" Diameter
1	Steel Shallow Cup Freeze Plug	68	381-2078	2.109" Diameter

GM Car (Incl. Buick, Cad., Chev., Olds., Pontiac)

260 4.3L (4261cc) OHV V8 (16 Valve) (Oldsmobile), 3.5" Bore (GMC Eng.), 2 Bbl. "VIN F" 1980-1975 134

QTY	TIMING	YEARS	PART NO.	DESCRIPTION
1	3 Piece Set	80-75	KT3-498SA3	(1) 222-498; (1) 223-348; (1) 223-349
1	Timing Set w/Gaskets	80-75	CTS-1005	
1	Timing Chain	80-75	222-498	48 Links
1	Crank Sprocket	80-75	223-349	18 Teeth
1	Cam Sprocket	80-75	223-348	36 Teeth
QTY	CAMSHAFT/LIFTER	YEARS	PART NO.	DESCRIPTION
16	Lifter	80-75	HT-951 Std Only	Hyd.
16	Lifter, Bulk	80-75	HT-951B Std Only	Hyd.; Carton of 128
QTY	PUSH ROD	YEARS	PART NO.	DESCRIPTION
16	Push Rod	80	RP-3205 Std Only	8.2480" O.A.L.
16	Push Rod	79-75	RP-3174 Std Only	VINTAGE; 8.2340" O.A.L.
16	Push Rod, Bulk	80	BRP-3205 Std Only	Carton of 100; 8.2480" O.A.L.
16	Push Rod, Bulk	79-75	BRP-3174 Std Only	VINTAGE; Carton of 100; 8.2340" O.A.L.
QTY	ROCKER PARTS	YEARS	PART NO.	DESCRIPTION
8	Arm Assy.	80	R-882 Std Only	Incl. 2-arms, 2-pivots & 1-pivot bridge
8	Arm Assy.	79-75	R-856 Std Only	VINTAGE; Incl. 2-arms & 1-pivot assy.
8	Arm Assy., Bulk	80	R-882B Std Only	Incl. 2-arms, 2-pivots & 1-pivot bridge; Carton of 32
8	Arm Assy., Bulk	79-75	R-856B Std Only	VINTAGE; Incl. 2-arms & 1-pivot assy.; Carton of 64
8	Arm	80	R-882A Std Only	
8	Arm	79-75	R-856A Std Only	VINTAGE
8	Bridge	80	MR-1840 Std Only	
8	Bridge	79-75	MR-1840 Std Only	
8	Pivot	80-75	MR-1903 Std Only	
QTY	VALVE GUIDE	YEARS	PART NO.	DESCRIPTION
8	Guide	80-75	VG-5038 Std Only	Loc. Exhaust; 0.3430" ID, 2.1200" O.A.L
8	Guide	80-75	VG-5038 Std Only	Loc. Intake; 0.3430" ID, 2.1200" O.A.L
8	Guide, Bulk	80-75	VG-5038B Std Only	Loc. Exhaust; Carton of 50; 0.3430" ID, 2.1200" O.A.L
8	Guide, Bulk	80-75	VG-5038B Std Only	Loc. Intake; Carton of 50; 0.3430" ID, 2.1200" O.A.L
QTY	VALVE SPRING	YEARS	PART NO.	DESCRIPTION
16	Spring	80-75	VS-721 Std Only	1.9600" Free Height
16	Spring, Bulk	80-75	VS-721B Std Only	Carton of 250; 1.9600" Free Height
QTY	VALVE SEAL	YEARS	PART NO.	DESCRIPTION
8	Valve Stem Seal	80-75	ST-2001 Std Only	Loc. Exh.; Use w/O.E. guide; Positive type; Installation requires valve guide machining; (RBBTF) Rubber/PTFE
8	Valve Stem Seal	80-75	MV-1903 Std Only	Loc. Exh.; Use w/VG-5038 repair guide; Positive type; (RBB) Rubber
8	Valve Stem Seal	80-75	MV-1819C Std Only	Loc. Int.; Umbrella type; (NYL) Nylon
8	Valve Stem Seal	80-75	ST-2001 Std Only	Loc. Int.; Use w/O.E. guide; Positive type; Installation requires valve guide machining; (RBBTF) Rubber/PTFE
8	Valve Stem Seal	80-75	MV-1903 Std Only	Loc. Int.; Use w/VG-5038 repair guide; Positive type; (RBB) Rubber
8	Valve Stem Seal Bulk	80-75	ST-2001BC Std Only	Loc. Exh.; Use w/O.E. guide; Positive type; Installation requires valve guide machining; Carton of 100; (RBBTF) Rubber/PTFE
8	Valve Stem Seal Bulk	80-75	MV-1819 Std Only	Loc. Int.; Umbrella type; Carton of 50; (NYL) Nylon
8	Valve Stem Seal Bulk	80-75	ST-2001BC Std Only	Loc. Int.; Use w/O.E. guide; Positive type; Installation requires valve guide machining; Carton of 100; (RBBTF) Rubber/PTFE
QTY	VALVE SEAT	YEARS	PART NO.	DESCRIPTION
8	Seat	80-75	245-1437-4 Std Only	Loc. Exh.; 1.4420" OD, 1.1250" ID, 0.2160" Depth
8	Seat	80-75	245-1687-2 Std Only	Loc. Int.; 1.6925" OD, 1.4375" ID, 0.2160" Depth
8	Seat	80-75	245-1687-2N Std Only	Loc. Int.; Premium Material; 1.6925" OD, 1.4375" ID, 0.2160" Depth
QTY	VALVE, MISC	YEARS	PART NO.	DESCRIPTION
32	Keeper	80-75	VK-115A Std Only	1 groove; Square cut key groove; Carton pack 24
32	Keeper	80-75	VK-115 Std Only	1 groove; Square cut key groove; Carton pack 32
32	Keeper	80-75	VK-115R Std Only	1 groove; Square cut key groove; Hardened
32	Keeper, Bulk	80-75	VK-115B Std Only	1 groove; Square cut key groove; Carton of 1000
16	Spring Insert	80-75	259-303C Std Only	.015"; ID .703"; Carton of 100
16	Spring Insert	80-75	259-303B Std Only	.030"; ID .703"; Carton of 100
16	Spring Insert	80-75	259-303A Std Only	.060"; ID .703"; Carton of 100
16	Spring Insert	80-75	259-303ARS Std Only	.060"; ID .703"; Carton of 500
QTY	RINGS	YEARS	PART NO.	DESCRIPTION
1	Premium Set	80-75	E-236K Std-30	2-5/64, 1-3/16; Premium Moly
1	Standard Set	80-75	E-236X Std-30-40	2-5/64, 1-3/16; Iron
QTY	ENGINE BEARINGS	YEARS	PART NO.	DESCRIPTION
1	Main Set	80-75	4281M Std-1-10-20-30	3.824" max. flange OD
1	Rod Set	80-75	8-3045A Std-10-20-30-40	A-Series aluminum bearings
8	Rod Pair	80-75	3045A Std-1-10-20-30-40	A-Series aluminum bearings
1	Cam Set	80-78	1466M Std Only	Full round design

(continued on next page)

GM Car (Incl. Buick, Cad., Chev., Olds., Pontiac)

134 260 4.3L (4261cc) OHV V8 (16 Valve) (Oldsmobile), 3.5" Bore (GMC Eng.), 2 Bbl. "VIN F" 1980-1975
(cont.)

BLOCK	ENGINE BEARINGS					BLOCK
	QTY	(cont.)	YEARS	PART NO.	DESCRIPTION	
	1	Cam Set	77-75	1234M Std Only	VINTAGE; Babbitt material; Full round design	
	OIL PUMP					
	1	Oil Pump	80-75	224-41203		
	1	Oil Pump	80-75	224-41203V	High Volume, check pan for clearance; Use w/224-11203V screen	
	1	Inter. Shaft	80-75	224-61203		
	1	Screen Assy.	80-75	224-11203	5/8" inlet tube	
	1	Screen Assy.	80-75	224-11203V	Bolt-on 3/4" tube; Use w/224-41203V pump	
	GASKETS					
	1	Kit Gasket Set	80-77	260-1103		
	1	Valley Pan Gasket Set	76-75	260-4001	Int. manifold gskt. not incl.; Premium valve stem seals incl.	
	FREEZE PLUGS					
	1	Steel Block Plug Kit	80-75	381-4020		
	1	Steel Deep Cup Freeze Plug	80-75	381-3077	0.906" Diameter	
	1	Steel Deep Cup Freeze Plug	80-75	381-3133	1.500" Diameter, 0.375" Height	
	1	Steel Deep Cup Freeze Plug	80-75	381-3054	19/32" Diameter	
	1	Steel Deep Cup Freeze Plug	80-75	381-3131	2.094" Diameter	
RE-RING KIT						
	YEARS	DESCRIPTION				
	80-77	Int. manifold gskt. not incl.; Incl. A-Series aluminum bearings; Premium valve stem seals incl.	Re-ring			
				PREMIUM KIT NO.	ECONOMY KIT NO.	
				205-694	205-194	

135 261 4.3L (4278cc) OHV L6 (12 Valve) (Chevrolet), 3.75" Bore (GMC Eng.), 1 Bbl. 1962-1955

BLOCK	ENGINE BEARINGS					BLOCK
	QTY		YEARS	PART NO.	DESCRIPTION	
	1	Main Set	62-56	960M Std-10-20-30-40-50-60	VINTAGE; Use w/FSM-124S shim set	
	1	Main Set	55	853M Std-10-20-30-40	VINTAGE; Use w/FSM-124S shim set	
	1	Rod Set	62-55	6-1950CP Std-10-20-30-40-50	VINTAGE; 6-1950CA 60 avail. as unplated & resizeable	
	1	Rod Set	62-55	6-1950CA 60 60	VINTAGE; Unplated & resizeable	
	6	Rod Pair	62-55	1950CP Std-10-20-30-40	VINTAGE	
	1	Shim Set	62-55	FSM-124S	VINTAGE; Use w/853M Main Set; Use w/960M Main Set	
	1	Cam Set	62-55	1170M Std Only	VINTAGE; w/Large dia. brgs.	

136 261 4.3L (4278cc) OHV L6 (12 Valve) (Chevrolet), 3.75" Bore (GMC Eng.), 2 Bbl. 1962-1955

BLOCK	ENGINE BEARINGS					BLOCK
	QTY		YEARS	PART NO.	DESCRIPTION	
	1	Main Set	62-56	960M Std-10-20-30-40-50-60	VINTAGE; Use w/FSM-124S shim set	
	1	Main Set	55	853M Std-10-20-30-40	VINTAGE; Use w/FSM-124S shim set	
	1	Rod Set	62-55	6-1950CP Std-10-20-30-40-50	VINTAGE; 6-1950CA 60 avail. as unplated & resizeable	
	1	Rod Set	62-55	6-1950CA 60 60	VINTAGE; Unplated & resizeable	
	6	Rod Pair	62-55	1950CP Std-10-20-30-40	VINTAGE	
	1	Shim Set	62-55	FSM-124S	VINTAGE; Use w/853M Main Set; Use w/960M Main Set	
	1	Cam Set	62-55	1170M Std Only	VINTAGE; w/Large dia. brgs.	

137 262 4.3L (4293cc) OHV V8 (16 Valve) (Chevrolet), 3.671" Bore (GMC Eng.), 2 Bbl. "VIN G" 1976-1975

VALVE TRAIN	TIMING					VALVE TRAIN
	QTY		YEARS	PART NO.	DESCRIPTION	
	1	3 Piece Set	76-75	KT3-499S	Powdered Metal Crank Sprocket; w/.405" tooth width sprocket; (1) 222-499; (1) 223-390; (1) 223-391	
	1	Timing Set w/Gaskets	76-75	CTS-1000	w/.405" tooth width sprocket	
	1	Timing Chain	76-75	222-499	Use w/.405" tooth width sprocket; 46 Links	
	1	Crank Sprocket	76-75	223-391	Powdered metal; .405" tooth width sprocket; 18 Teeth	
	1	Cam Sprocket	76-75	223-390	.405" tooth width sprocket; 36 Teeth	
	1	Cam Sprocket	76-75	223-390N	Nylon; .405" tooth width sprocket; 36 Teeth	
	CAMSHAFT/LIFTER					
	1	Camshaft	76-75	CS-711	Hydraulic, (050) Duration at .050 Lobe Lift, 194 Exh., 178 Int., 108 Degrees Lobe Separation	
	1	Prelube		55-403 Std Only	1.5 oz. packet	
	1	Prelube		55-400 Std Only	4 oz. bottle; 1.5 oz. packet No. 55-403 also avail.	
	16	Lifter	76-75	HT-817 Std Only	Hyd.	
	16	Lifter, Bulk	76-75	HT-817B Std Only	Hyd.; Carton of 128	
	CAM KIT					
	1	Cam/Lifter Kit	76-75	KC-711	Hyd.; (1) 55-403B; (1) CS-711; (16) HT-817	
	1	Cam/Lifter/Timing Kit	76-75	KCT-711	Hyd.; w/.405" tooth width sprocket; (1) 55-403B; (1) CS-711; (16) HT-817; (1) KT3-499S	
	PUSH ROD					
	16	Push Rod	76-75	RP-3093 Std Only	7.7940" O.A.L.	
	16	Push Rod	76-75	RP-3212R Std-100-150-200	Chrome-Moly; 7.7900" O.A.L.	
	16	Push Rod, Bulk	76-75	BRP-3093 Std Only	Carton of 100; 7.7940" O.A.L.	

(continued on next page)

GM Car (Incl. Buick, Cad., Chev., Olds., Pontiac)

262 4.3L (4293cc) OHV V8 (16 Valve) (Chevrolet), 3.671" Bore (GMC Eng.), 2 Bbl. "VIN G" 1976-1975 137
(cont.)

QTY	PART NO. (cont.)	YEARS	PART NO.	DESCRIPTION
16	PUSH ROD (cont.) Push Rod, Bulk	76-75	BRP-3212R Std-100	Chrome-Moly; Carton of 100; 7.7900" O.A.L.
QTY	ROCKER PARTS	YEARS	PART NO.	DESCRIPTION
16	Arm Assy.	76-75	R-826 Std Only	Incl. arm, ball & nut
16	Arm Assy., Bulk	76-75	R-826B Std Only	Incl. arm, ball & nut; Carton of 64
16	Arm	76-75	R-826A Std Only	
16	Rocker Arm Ball	76-75	MR-1783 Std Only	
16	Nut	76-75	MR-1751 Std Only	Self-locking, 3/8" x 24 threads
QTY	VALVE	YEARS	PART NO.	DESCRIPTION
8	Exhaust	76-75	V-1904 Std-3-15-30	Chrome plated stem; 1.5000" Head Dia., 0.3414" Stem Dia., 4.9280" O.A.L.
8	Exhaust, Bulk	76-75	V-1904B Std-15	Chrome plated stem; Carton of 25; 1.5000" Head Dia., 0.3414" Stem Dia., 4.9280" O.A.L.
8	Intake	76-75	V-1927 Std-15	Chrome plated stem; 1.7200" Head Dia., 0.3413" Stem Dia., 4.9170" O.A.L.
8	Intake, Bulk	76-75	V-1927B Std Only	Chrome plated stem; Carton of 25; 1.7200" Head Dia., 0.3413" Stem Dia., 4.9170" O.A.L.
QTY	VALVE SPRING	YEARS	PART NO.	DESCRIPTION
8	Spring	76-75	VS-727 Std Only	Loc. Exh.; Incl. damper; 1.9100" Free Height
8	Spring	76-75	VS-677 Std Only	Loc. Int.; Incl. damper; 2.0300" Free Height
8	Spring, Bulk	76-75	VS-727B Std Only	Loc. Exh.; Incl. damper; Carton of 250; 1.9100" Free Height
8	Spring, Bulk	76-75	VS-677B Std Only	Loc. Int.; Incl. damper; Carton of 250; 2.0300" Free Height
QTY	VALVE SEAL	YEARS	PART NO.	DESCRIPTION
16	Valve Stem Seal	76-75	MV-1233C Std Only	O-Ring; (RBB) Rubber
16	Valve Stem Seal	76-75	ST-2001 Std Only	Positive type; Installation requires valve guide machining; (RBBTF) Rubber/PTFE
16	Valve Stem Seal Bulk	76-75	MV-1233 Std Only	O-Ring; Carton of 100; (RBB) Rubber
16	Valve Stem Seal Bulk	76-75	ST-2001BC Std Only	Positive type; Installation requires valve guide machining; Carton of 100; (RBBTF) Rubber/PTFE
QTY	VALVE SEAT	YEARS	PART NO.	DESCRIPTION
8	Seat	76-75	245-1562-2 Std Only	Loc. Exh.; 1.5675" OD, 1.3125" ID, 0.2480" Depth
8	Seat	76-75	245-1562-2N Std Only	Loc. Exh.; Premium Material; 1.5675" OD, 1.3125" ID, 0.2480" Depth
8	Seat	76-75	245-1812-3 Std Only	Loc. Int.; 1.8175" OD, 1.5000" ID, 0.2160" Depth
QTY	VALVE, MISC	YEARS	PART NO.	DESCRIPTION
32	Keeper	76-75	VK-115A Std Only	1 groove; Square cut key groove; Carton pack 24
32	Keeper	76-75	VK-115 Std Only	1 groove; Square cut key groove; Carton pack 32
32	Keeper	76-75	VK-115R Std Only	1 groove; Square cut key groove; Hardened
32	Keeper, Bulk	76-75	VK-115B Std Only	1 groove; Square cut key groove; Carton of 1000
16	Spring Insert	76-75	259-203C Std Only	.015"; Carton of 100
16	Spring Insert	76-75	259-203B Std Only	.030"; Carton of 100
16	Spring Insert	76-75	259-203BRS Std Only	.030"; Carton of 500
16	Spring Insert	76-75	259-203A Std Only	.060"; Carton of 100
16	Spring Insert	76-75	259-203ARS Std Only	.060"; Carton of 500
8	Rotocap	76-75	RC-157S Std Only	Loc. Exh.
QTY	PISTON	YEARS	PART NO.	DESCRIPTION
8	Pin	76-75	P-2208 Std-3-5-0015	Pin bushing not req'd.; 0.6200" Inside Dia., 0.9272" Outside Dia.
QTY	ENGINE BEARINGS	YEARS	PART NO.	DESCRIPTION
1	Main Set	76-75	4663M Std-1-2-10-20-30-40-60	
1	Main Set	76-75	6688M 10 10-20-30	.020" O/S length flange brg.
1	Main Set	76-75	4663MA Std-1-2-10-20-30-40-60	A-Series aluminum bearings
1	Main Set	76-75	7329MA 10 10-20	A-Series aluminum bearings; .010" O/S length flange brg.
1	Rod Set	76-75	8-2555CP Std-1-10-20-30-40-50	8-2555CA 60 avail. as unplated & resizeable; Overplated copper-lead alloy
1	Rod Set	76-75	8-2555A Std-1-10-20-30-40-50-60	A-Series aluminum bearings
1	Rod Set	76-75	8-2555A 10X2 10X2-20X2-30X2-40X2	A-Series aluminum bearings; Use in .002" O/S Rod Bore
1	Rod Set	76-75	8-2555CA 60 60	Unplated & resizeable
1	Rod Set	76-75	8-2555CP 10X2 + 10X2-20X2	Use in .002" O/S Rod Bore; Overplated copper-lead alloy; Superseded - When depleted use 8-2555A 10X2
8	Rod Pair	76-75	2555A Std-1-2-10-20-30-40-50-60	A-Series aluminum bearings
8	Rod Pair	76-75	2555CP Std-1-2-10-20-30-40-50	Overplated copper-lead alloy
8	Rod Pair	76-75	2555CA 60 60	Unplated & resizeable
8	Rod Pair	76-75	2555CP 10X2 + 10X2-20X2	Use in .002" O/S Rod Bore; Superseded - When depleted use 2555A 10X2
1	Cam Set	76-75	1750M Std Only	2.030" housing bore

(continued on next page)

GM Car (Incl. Buick, Cad., Chev., Olds., Pontiac)

137 262 4.3L (4293cc) OHV V8 (16 Valve) (Chevrolet), 3.671" Bore (GMC Eng.), 2 Bbl. "VIN G" 1976-1975 (cont.)

	ENGINE BEARINGS	YEARS	PART NO.	DESCRIPTION	
BLOCK	QTY	(cont.)			
	1	Cam Set	76-75	1235M Std-1-10	Babbitt material; Full round design
	1	Cam Set	76-75	1749M Std Only	Bi-Metal Aluminum
	QTY	OIL PUMP	YEARS	PART NO.	DESCRIPTION
	1	Oil Pump	76-75	224-4146	5/8" inlet
	1	Oil Pump	76-75	224-4146A	High Pressure; 5/8" inlet
	1	Oil Pump	76-75	224-4143	High Volume, check pan for clearance; 5/8" inlet; Use shaft w/steel guide
	1	Inter. Shaft	76-75	224-6146E	Has steel shaft guide; Eliminates nylon shaft guide
	1	Inter. Shaft	76-75	224-6146	Use w/nylon shaft guide
	1	Oil Pump Shaft Guide	76-75	224-43343	Nylon
1	Screen Assy.	76-75	224-1246	5/8" inlet tube	
QTY	GASKETS	YEARS	PART NO.	DESCRIPTION	
1	Kit Gasket Set	76-75	260-1023	VINTAGE; Head bolts not incl.	
2	Head Bolt Set	76-75	260-2500 Std Only	Replacement recommended	
QTY	FREEZE PLUGS	YEARS	PART NO.	DESCRIPTION	
1	Brass Block Plug Kit	76-75	381-8007		
1	Steel Block Plug Kit	76-75	381-4011		
1	Brass Deep Cup Freeze Plug	76-75	381-9001	VINTAGE; 1.625" Diameter	
1	Steel Deep Cup Freeze Plug	76-75	381-3095	0.500" Diameter	
1	Steel Deep Cup Freeze Plug	76-75	381-3041	1.625" Diameter	
1	Steel Shallow Cup Freeze Plug	76-75	381-2078	2.109" Diameter	

138 263 4.3L (4311cc) OHV L8 (16 Valve) (Buick), 3.1875" Bore (GMC Eng.), 2 Bbl. 1953-1950

	VALVE, MISC	YEARS	PART NO.	DESCRIPTION
QTY	32 Keeper	53	VK-97 Std Only	VINTAGE; 1 groove; Square cut key groove
	32 Keeper	52-51	VK-97 Std Only	Exc. Buick Century Base; VINTAGE; 1 groove; Square cut key groove
	32 Keeper	50	VK-97 Std Only	VINTAGE; 1 groove; Square cut key groove
QTY	RINGS	YEARS	PART NO.	DESCRIPTION
1	Premium Set	53-50	E-247KC 30 30-40-60	VINTAGE; 2-3/32, 2-3/16; Premium Chrome
1	Standard Set	53-50	E-247X Std-30-40	VINTAGE; 2-3/32, 2-3/16; Iron

139 264 4.3L (4327cc) OHV V8 (16 Valve) (Buick), 3.625" Bore (GMC Eng.), 2 Bbl. 1955-1954

	VALVE GUIDE	YEARS	PART NO.	DESCRIPTION
QTY	8 Guide	55-54	VG-628 Std Only	VINTAGE; Loc. Exh.; 0.3745" ID, 2.7500" O.A.L
QTY	VALVE SPRING	YEARS	PART NO.	DESCRIPTION
16	Spring	55-54	VS-527 Std Only	VINTAGE; Loc. Inner; 2.0100" Free Height
16	Spring	55-54	VS-612 Std Only	VINTAGE; Loc. Outer; 2.0700" Free Height
QTY	VALVE SEAL	YEARS	PART NO.	DESCRIPTION
16	Valve Stem Seal	55-54	ST-2014 Std Only	Positive type; Installation requires valve guide machining; (TFL) PTFE
16	Valve Stem Seal Bulk	55-54	ST-2014BC Std Only	Positive type; Installation requires valve guide machining; Carton of 100; (TFL) PTFE
QTY	VALVE, MISC	YEARS	PART NO.	DESCRIPTION
32	Keeper	55-54	VK-97 Std Only	VINTAGE; 1 groove; Square cut key groove
QTY	RINGS	YEARS	PART NO.	DESCRIPTION
1	Standard Set	55-54	E-239X Std-30-40	VINTAGE; 2-5/64, 1-3/16; Iron
QTY	SLEEVE	YEARS	PART NO.	DESCRIPTION
8	Repair Sleeve	55-54	SL-17M Std Only	VINTAGE; 3/32" wall, must be cut to correct length & notched

140 265 4.3L (4343cc) OHV V8 (16 Valve) (Chevrolet), 3.75" Bore (GMC Eng.), 2 Bbl. 1957-1955

	TIMING	YEARS	PART NO.	DESCRIPTION
QTY	3 Piece Set	57-55	KT3-489S	VINTAGE; (1) 222-489; (1) 223-261; (1) 223-262
1	Timing Chain	57-55	222-489	VINTAGE; 46 Links
1	Crank Sprocket	57-55	223-262	VINTAGE; 18 Teeth
1	Cam Sprocket	57-55	223-261	VINTAGE; 36 Teeth
QTY	CAMSHAFT/LIFTER	YEARS	PART NO.	DESCRIPTION
1	Camshaft	57-55	CS-273	VINTAGE; Use w/Hyd. lifters; Hydraulic, (050) Duration at .050 Lobe Lift, 172 Exh., 172 Int., 107 Degrees Lobe Separation
1	Prelube		55-403 Std Only	1.5 oz. packet
1	Prelube		55-400 Std Only	4 oz. bottle; 1.5 oz. packet No. 55-403 also avail.
16	Lifter	57-55	HT-817 Std Only	Hyd.
16	Lifter, Bulk	57-55	HT-817B Std Only	Hyd.; Carton of 128

(continued on next page)

GM Car (Incl. Buick, Cad., Chev., Olds., Pontiac)

265 4.3L (4343cc) OHV V8 (16 Valve) (Chevrolet), 3.75" Bore (GMC Eng.), 2 Bbl. 1957-1955 140
(cont.)

QTY	PUSH ROD	YEARS	PART NO.	DESCRIPTION
16	Push Rod	57-55	RP-3093 Std Only	7.7940" O.A.L.
16	Push Rod	57-55	RP-3212R Std-100-150-200	Chrome-Moly; 7.7900" O.A.L.
16	Push Rod, Bulk	57-55	BRP-3093 Std Only	Carton of 100; 7.7940" O.A.L.
16	Push Rod, Bulk	57-55	BRP-3212R Std-100	Chrome-Moly; Carton of 100; 7.7900" O.A.L.
QTY	ROCKER PARTS	YEARS	PART NO.	DESCRIPTION
16	Arm Assy.	57-55	R-826 Std Only	Incl. arm, ball & nut
16	Arm Assy., Bulk	57-55	R-826B Std Only	Incl. arm, ball & nut; Carton of 64
16	Arm	57-55	R-826A Std Only	
16	Rocker Arm Ball	57-55	MR-1783 Std Only	
16	Nut	57-55	MR-1751 Std Only	Self-locking, 3/8" x 24 threads
16	Stud	57-55	MR-1752 Std Only	.003" O/S; 3/8" x 24 x 2.495"
16	Stud	57-55	MR-1949 Std Only	.372" x 24 x 2.495"
QTY	VALVE	YEARS	PART NO.	DESCRIPTION
8	Exhaust	57-55	V-1888X Std Only	Chrome plated stem; Stellite face; 1.5000" Head Dia., 0.3412" Stem Dia., 4.9230" O.A.L.
8	Exhaust	57-55	V-1199 Std-3-5-15-30	VINTAGE; 1.5000" Head Dia., 0.3415" Stem Dia., 4.9280" O.A.L.
8	Exhaust, Bulk	57-55	V-1199B Std Only	VINTAGE; Carton of 25; 1.5000" Head Dia., 0.3415" Stem Dia., 4.9280" O.A.L.
8	Intake	57-55	V-1200 Std-3-15-30	VINTAGE; 1.7200" Head Dia., 0.3413" Stem Dia., 4.9170" O.A.L.
8	Intake, Bulk	57-55	V-1200B Std Only	VINTAGE; Carton of 25; 1.7200" Head Dia., 0.3413" Stem Dia., 4.9170" O.A.L.
QTY	VALVE SPRING	YEARS	PART NO.	DESCRIPTION
16	Spring	57-55	VS-521 Std Only	Incl. damper; 2.1090" Free Height
QTY	VALVE SEAL	YEARS	PART NO.	DESCRIPTION
16	Valve Stem Seal	57-55	MV-1233C Std Only	O-Ring; (RBB) Rubber
16	Valve Stem Seal	57-55	ST-2001 Std Only	Use w/O.E. guide; Positive type; Installation requires valve guide machining; (RBBTF) Rubber/PTFE
16	Valve Stem Seal	57-55	MV-1903 Std Only	Use w/repair guide; Positive type; (RBB) Rubber
16	Valve Stem Seal Bulk	57-55	MV-1233 Std Only	O-Ring; Carton of 100; (RBB) Rubber
16	Valve Stem Seal Bulk	57-55	ST-2001BC Std Only	Use w/O.E. guide; Positive type; Installation requires valve guide machining; Carton of 100; (RBBTF) Rubber/PTFE
QTY	VALVE SEAT	YEARS	PART NO.	DESCRIPTION
8	Seat	57-55	245-1562-2 Std Only	Loc. Exh.; 1.5675" OD, 1.3125" ID, 0.2480" Depth
8	Seat	57-55	245-1562-2N Std Only	Loc. Exh.; Premium Material; 1.5675" OD, 1.3125" ID, 0.2480" Depth
8	Seat	57-55	245-1812-3 Std Only	Loc. Int.; 1.8175" OD, 1.5000" ID, 0.2160" Depth
QTY	VALVE, MISC	YEARS	PART NO.	DESCRIPTION
32	Keeper	57-55	VK-115A Std Only	1 groove; Square cut key groove; Carton pack 24
32	Keeper	57-55	VK-115 Std Only	1 groove; Square cut key groove; Carton pack 32
32	Keeper	57-55	VK-115R Std Only	1 groove; Square cut key groove; Hardened
32	Keeper, Bulk	57-55	VK-115B Std Only	1 groove; Square cut key groove; Carton of 1000
16	Spring Insert	57-55	259-201B Std Only	.030"; Carton of 100
16	Spring Insert	57-55	259-201A Std Only	.060"; Carton of 100
16	Spring Insert	57-55	259-201ARS Std Only	.060"; Carton of 500
8	Rotocap	57-55	RC-157S Std Only	Loc. Exh.
QTY	PISTON	YEARS	PART NO.	DESCRIPTION
8	Pin	57-55	P-2208 Std-3-5-0015	0.6200" Inside Dia., 0.9272" Outside Dia.
QTY	RINGS	YEARS	PART NO.	DESCRIPTION
1	Premium Set	57-55	E-240K 20 20-30-40-60	2-5/64, 1-3/16; Premium Moly
1	Standard Set	57-55	E-240X Std-30-40-60	2-5/64, 1-3/16; Iron
QTY	ENGINE BEARINGS	YEARS	PART NO.	DESCRIPTION
1	Main Set	57-55	994M Std-1-10-20-30-40	VINTAGE
1	Rod Set	57-55	8-2020CP Std-10-20-30-40	VINTAGE
8	Rod Pair	57-55	2020CP Std-1-2-10-20-30-40-50	
1	Cam Set	57-55	1145M Std Only	VINTAGE; Babbitt material; Full round design
QTY	OIL PUMP	YEARS	PART NO.	DESCRIPTION
1	Oil Pump	57-55	224-43363	VINTAGE
QTY	GASKETS	YEARS	PART NO.	DESCRIPTION
1	Kit Gasket Set	57	260-1000	VINTAGE; Rear main brg. seal not incl.; Head bolts not incl.
1	Kit Gasket Set	57	260-1000AT	VINTAGE; Rear main brg. seal not incl.; Head bolts not incl.; PermaDryPlus® valve cover & oil pan gskts. incl.; PermaDryPlus® water outlet gskt. incl.
2	Head Bolt Set	57-55	260-2500 Std Only	Replacement recommended
QTY	FREEZE PLUGS	YEARS	PART NO.	DESCRIPTION
1	Steel Block Plug Kit	57-55	381-4011	

(continued on next page)

GM Car (Incl. Buick, Cad., Chev., Olds., Pontiac)

140 265 4.3L (4343cc) OHV V8 (16 Valve) (Chevrolet), 3.75" Bore (GMC Eng.), 2 Bbl. 1957-1955
(cont.)

QTY	FREEZE PLUGS (cont.)	YEARS	PART NO.	DESCRIPTION
1	Steel Deep Cup Freeze Plug	57-55	381-3095	0.500" Diameter
1	Steel Deep Cup Freeze Plug	57-55	381-3041	1.625" Diameter
1	Steel Shallow Cup Freeze Plug	57-55	381-2078	2.109" Diameter

141 265 4.3L (4343cc) OHV V8 (16 Valve) (Chevrolet), 3.75" Bore (GMC Eng.), 2-4 Bbl. 1956

QTY	TIMING	YEARS	PART NO.	DESCRIPTION
1	3 Piece Set	56	KT3-489S	VINTAGE; (1) 222-489; (1) 223-261; (1) 223-262
1	Timing Chain	56	222-489	VINTAGE; 46 Links
1	Crank Sprocket	56	223-262	VINTAGE; 18 Teeth
1	Cam Sprocket	56	223-261	VINTAGE; 36 Teeth
QTY	CAMSHAFT/LIFTER	YEARS	PART NO.	DESCRIPTION
1	Camshaft	56	CS-273	VINTAGE; Use w/Hyd. lifters; Hydraulic, (050) Duration at .050 Lobe Lift, 172 Exh., 172 Int., 107 Degrees Lobe Separation
1	Prelube		55-403 Std Only	1.5 oz. packet
1	Prelube		55-400 Std Only	4 oz. bottle; 1.5 oz. packet No. 55-403 also avail.
16	Lifter	56	HT-817 Std Only	Hyd.
16	Lifter, Bulk	56	HT-817B Std Only	Hyd.; Carton of 128
QTY	PUSH ROD	YEARS	PART NO.	DESCRIPTION
16	Push Rod	56	RP-3093 Std Only	7.7940" O.A.L.
16	Push Rod	56	RP-3212R Std-100-150-200	Chrome-Moly; 7.7900" O.A.L.
16	Push Rod, Bulk	56	BRP-3093 Std Only	Carton of 100; 7.7940" O.A.L.
16	Push Rod, Bulk	56	BRP-3212R Std-100	Chrome-Moly; Carton of 100; 7.7900" O.A.L.
QTY	ROCKER PARTS	YEARS	PART NO.	DESCRIPTION
16	Arm Assy.	56	R-826 Std Only	Incl. arm, ball & nut
16	Arm Assy., Bulk	56	R-826B Std Only	Incl. arm, ball & nut; Carton of 64
16	Arm	56	R-826A Std Only	
16	Rocker Arm Ball	56	MR-1783 Std Only	
16	Nut	56	MR-1751 Std Only	Self-locking, 3/8" x 24 threads
16	Stud	56	MR-1752 Std Only	.003" O/S; 3/8" x 24 x 2.495"
16	Stud	56	MR-1949 Std Only	.372" x 24 x 2.495"
QTY	VALVE	YEARS	PART NO.	DESCRIPTION
8	Exhaust	56	V-1888X Std Only	Chrome plated stem; Stellite face; 1.5000" Head Dia., 0.3412" Stem Dia., 4.9230" O.A.L.
8	Exhaust	56	V-1199 Std-3-5-15-30	VINTAGE; 1.5000" Head Dia., 0.3415" Stem Dia., 4.9280" O.A.L.
8	Exhaust, Bulk	56	V-1199B Std Only	VINTAGE; Carton of 25; 1.5000" Head Dia., 0.3415" Stem Dia., 4.9280" O.A.L.
8	Intake	56	V-1200 Std-3-15-30	VINTAGE; 1.7200" Head Dia., 0.3413" Stem Dia., 4.9170" O.A.L.
8	Intake, Bulk	56	V-1200B Std Only	VINTAGE; Carton of 25; 1.7200" Head Dia., 0.3413" Stem Dia., 4.9170" O.A.L.
QTY	VALVE SPRING	YEARS	PART NO.	DESCRIPTION
16	Spring	56	VS-521 Std Only	Incl. damper; 2.1090" Free Height
QTY	VALVE SEAL	YEARS	PART NO.	DESCRIPTION
16	Valve Stem Seal	56	MV-1233C Std Only	O-Ring; (RBB) Rubber
16	Valve Stem Seal	56	ST-2001 Std Only	Use w/O.E. guide; Positive type; Installation requires valve guide machining; (RBBTF) Rubber/PTFE
16	Valve Stem Seal	56	MV-1903 Std Only	Use w/repair guide; Positive type; (RBB) Rubber
16	Valve Stem Seal Bulk	56	MV-1233 Std Only	O-Ring; Carton of 100; (RBB) Rubber
16	Valve Stem Seal Bulk	56	ST-2001BC Std Only	Use w/O.E. guide; Positive type; Installation requires valve guide machining; Carton of 100; (RBBTF) Rubber/PTFE
QTY	VALVE SEAT	YEARS	PART NO.	DESCRIPTION
8	Seat	56	245-1562-2 Std Only	Loc. Exh.; 1.5675" OD, 1.3125" ID, 0.2480" Depth
8	Seat	56	245-1562-2N Std Only	Loc. Exh.; Premium Material; 1.5675" OD, 1.3125" ID, 0.2480" Depth
8	Seat	56	245-1812-3 Std Only	Loc. Int.; 1.8175" OD, 1.5000" ID, 0.2160" Depth
QTY	VALVE, MISC	YEARS	PART NO.	DESCRIPTION
32	Keeper	56	VK-115A Std Only	1 groove; Square cut key groove; Carton pack 24
32	Keeper	56	VK-115 Std Only	1 groove; Square cut key groove; Carton pack 32
32	Keeper	56	VK-115R Std Only	1 groove; Square cut key groove; Hardened
32	Keeper, Bulk	56	VK-115B Std Only	1 groove; Square cut key groove; Carton of 1000
16	Spring Insert	56	259-201B Std Only	.030"; Carton of 100
16	Spring Insert	56	259-201A Std Only	.060"; Carton of 100
16	Spring Insert	56	259-201ARS Std Only	.060"; Carton of 500
8	Rotocap	56	RC-157S Std Only	Loc. Exh.
QTY	PISTON	YEARS	PART NO.	DESCRIPTION
8	Pin	56	P-2208 Std-3-5-0015	0.6200" Inside Dia., 0.9272" Outside Dia.

VALVE TRAIN

VALVE TRAIN

(continued on next page)

GM Car (Incl. Buick, Cad., Chev., Olds., Pontiac)

265 4.3L (4343cc) OHV V8 (16 Valve) (Chevrolet), 3.75" Bore (GMC Eng.), 2-4 Bbl. 1956 141
(cont.)

BLOCK	QTY	RINGS	YEARS	PART NO.	DESCRIPTION	BLOCK
	1	Premium Set	56	E-240K 20 Std-30-40-60	2-5/64, 1-3/16; Premium Moly	
	1	Standard Set	56	E-240X Std-30-40-60	2-5/64, 1-3/16; Iron	
	QTY	ENGINE BEARINGS	YEARS	PART NO.	DESCRIPTION	
	1	Main Set	56	994M Std-1-10-20-30-40	VINTAGE	
	1	Rod Set	56	8-2020CP Std-10-20-30-40	VINTAGE	
	8	Rod Pair	56	2020CP Std-1-2-10-20-30-40-50		
	1	Cam Set	56	1145M Std Only	VINTAGE; Babbitt material; Full round design	
	QTY	OIL PUMP	YEARS	PART NO.	DESCRIPTION	
	1	Oil Pump	56	224-43363	VINTAGE	
	QTY	GASKETS	YEARS	PART NO.	DESCRIPTION	
	2	Head Bolt Set	56	260-2500 Std Only	Replacement recommended	
	QTY	FREEZE PLUGS	YEARS	PART NO.	DESCRIPTION	
	1	Steel Block Plug Kit	56	381-4011		
	1	Steel Deep Cup Freeze Plug	56	381-3095	0.500" Diameter	
	1	Steel Deep Cup Freeze Plug	56	381-3041	1.625" Diameter	
	1	Steel Shallow Cup Freeze Plug	56	381-2078	2.109" Diameter	

265 4.3L (4343cc) OHV V8 (16 Valve) (Chevrolet), 3.75" Bore (GMC Eng.), 4 Bbl. 1957-1955 142

VALVE TRAIN	QTY	TIMING	YEARS	PART NO.	DESCRIPTION	VALVE TRAIN
	1	3 Piece Set	57-55	KT3-489S	VINTAGE; (1) 222-489; (1) 223-261; (1) 223-262	
	1	Timing Chain	57-55	222-489	VINTAGE; 46 Links	
	1	Crank Sprocket	57-55	223-262	VINTAGE; 18 Teeth	
	1	Cam Sprocket	57-55	223-261	VINTAGE; 36 Teeth	
	QTY	CAMSHAFT/LIFTER	YEARS	PART NO.	DESCRIPTION	
	1	Camshaft	57-55	CS-273	VINTAGE; Use w/Hyd. lifters; Hydraulic, (050) Duration at .050 Lobe Lift, 172 Exh., 172 Int., 107 Degrees Lobe Separation	
	1	Prelube		55-403 Std Only	1.5 oz. packet	
	1	Prelube		55-400 Std Only	4 oz. bottle; 1.5 oz. packet No. 55-403 also avail.	
	16	Lifter	57-55	HT-817 Std Only	Hyd.	
	16	Lifter, Bulk	57-55	HT-817B Std Only	Hyd.; Carton of 128	
	QTY	PUSH ROD	YEARS	PART NO.	DESCRIPTION	
	16	Push Rod	57-55	RP-3093 Std Only	7.7940" O.A.L.	
	16	Push Rod	57-55	RP-3212R Std-100-150-200	Chrome-Moly; 7.7900" O.A.L.	
	16	Push Rod, Bulk	57-55	BRP-3093 Std Only	Carton of 100; 7.7940" O.A.L.	
	16	Push Rod, Bulk	57-55	BRP-3212R Std-100	Chrome-Moly; Carton of 100; 7.7900" O.A.L.	
	QTY	ROCKER PARTS	YEARS	PART NO.	DESCRIPTION	
	16	Arm Assy.	57-55	R-826 Std Only	Incl. arm, ball & nut	
	16	Arm Assy., Bulk	57-55	R-826B Std Only	Incl. arm, ball & nut; Carton of 64	
	16	Arm	57-55	R-826A Std Only		
	16	Rocker Arm Ball	57-55	MR-1783 Std Only		
	16	Nut	57-55	MR-1751 Std Only	Self-locking, 3/8" x 24 threads	
	16	Stud	57-55	MR-1752 Std Only	.003" O/S; 3/8" x 24 x 2.495"	
	16	Stud	57-55	MR-1949 Std Only	.372" x 24 x 2.495"	
	QTY	VALVE	YEARS	PART NO.	DESCRIPTION	
	8	Exhaust	57-55	V-1888X Std Only	Chrome plated stem; Stellite face; 1.5000" Head Dia., 0.3412" Stem Dia., 4.9230" O.A.L.	
	8	Exhaust	57-55	V-1199 Std-3-5-15-30	VINTAGE; 1.5000" Head Dia., 0.3415" Stem Dia., 4.9280" O.A.L.	
	8	Exhaust, Bulk	57-55	V-1199B Std Only	VINTAGE; Carton of 25; 1.5000" Head Dia., 0.3415" Stem Dia., 4.9280" O.A.L.	
	8	Intake	57-55	V-1200 Std-3-15-30	VINTAGE; 1.7200" Head Dia., 0.3413" Stem Dia., 4.9170" O.A.L.	
	8	Intake, Bulk	57-55	V-1200B Std Only	VINTAGE; Carton of 25; 1.7200" Head Dia., 0.3413" Stem Dia., 4.9170" O.A.L.	
	QTY	VALVE SPRING	YEARS	PART NO.	DESCRIPTION	
	16	Spring	57-55	VS-521 Std Only	Incl. damper; 2.1090" Free Height	
	QTY	VALVE SEAL	YEARS	PART NO.	DESCRIPTION	
	16	Valve Stem Seal	57-55	MV-1233C Std Only	O-Ring; (RBB) Rubber	
	16	Valve Stem Seal	57-55	ST-2001 Std Only	Use w/O.E. guide; Positive type; Installation requires valve guide machining; (RBBTF) Rubber/PTFE	
	16	Valve Stem Seal	57-55	MV-1903 Std Only	Use w/repair guide; Positive type; (RBB) Rubber	
	16	Valve Stem Seal Bulk	57-55	MV-1233 Std Only	O-Ring; Carton of 100; (RBB) Rubber	
	16	Valve Stem Seal Bulk	57-55	ST-2001BC Std Only	Use w/O.E. guide; Positive type; Installation requires valve guide machining; Carton of 100; (RBBTF) Rubber/PTFE	
	QTY	VALVE SEAT	YEARS	PART NO.	DESCRIPTION	
	8	Seat	57-55	245-1562-2 Std Only	Loc. Exh.; 1.5675" OD, 1.3125" ID, 0.2480" Depth	

(continued on next page)

GM Car (Incl. Buick, Cad., Chev., Olds., Pontiac)

142 265 4.3L (4343cc) OHV V8 (16 Valve) (Chevrolet), 3.75" Bore (GMC Eng.), 4 Bbl. 1957-1955
(cont.)

QTY	VALVE SEAT (cont.)	YEARS	PART NO.	DESCRIPTION
8	Seat	57-55	245-1562-2N Std Only	Loc. Exh.; Premium Material; 1.5675" OD, 1.3125" ID, 0.2480" Depth
8	Seat	57-55	245-1812-3 Std Only	Loc. Int.; 1.8175" OD, 1.5000" ID, 0.2160" Depth
QTY	VALVE, MISC	YEARS	PART NO.	DESCRIPTION
32	Keeper	57-55	VK-115A Std Only	1 groove; Square cut key groove; Carton pack 24
32	Keeper	57-55	VK-115 Std Only	1 groove; Square cut key groove; Carton pack 32
32	Keeper	57-55	VK-115R Std Only	1 groove; Square cut key groove; Hardened
32	Keeper, Bulk	57-55	VK-115B Std Only	1 groove; Square cut key groove; Carton of 1000
16	Spring Insert	57-55	259-201B Std Only	.030"; Carton of 100
16	Spring Insert	57-55	259-201A Std Only	.060"; Carton of 100
16	Spring Insert	57-55	259-201ARS Std Only	.060"; Carton of 500
8	Rotocap	57-55	RC-157S Std Only	Loc. Exh.
QTY	PISTON	YEARS	PART NO.	DESCRIPTION
8	Pin	57-55	P-2208 Std-3-5-0015	0.6200" Inside Dia., 0.9272" Outside Dia.
QTY	RINGS	YEARS	PART NO.	DESCRIPTION
1	Premium Set	57-55	E-240K 20 20-30-40-60	2-5/64, 1-3/16; Premium Moly
1	Standard Set	57-55	E-240X Std-30-40-60	2-5/64, 1-3/16; Iron
QTY	ENGINE BEARINGS	YEARS	PART NO.	DESCRIPTION
1	Main Set	57-55	994M Std-1-10-20-30-40	VINTAGE
1	Rod Set	57-55	8-2020CP Std-10-20-30-40	VINTAGE
8	Rod Pair	57-55	2020CP Std-1-2-10-20-30-40-50	
1	Cam Set	57-55	1145M Std Only	VINTAGE; Babbitt material; Full round design
QTY	OIL PUMP	YEARS	PART NO.	DESCRIPTION
1	Oil Pump	57-55	224-43363	VINTAGE
QTY	GASKETS	YEARS	PART NO.	DESCRIPTION
1	Kit Gasket Set	57	260-1000	VINTAGE; Rear main brg. seal not incl.; Head bolts not incl.
1	Kit Gasket Set	57	260-1000AT	VINTAGE; Rear main brg. seal not incl.; Head bolts not incl.; PermaDryPlus® valve cover & oil pan gskts. incl.; PermaDryPlus® water outlet gskt. incl. Replacement recommended
2	Head Bolt Set	57-55	260-2500 Std Only	
QTY	FREEZE PLUGS	YEARS	PART NO.	DESCRIPTION
1	Steel Block Plug Kit	57-55	381-4011	
1	Steel Deep Cup Freeze Plug	57-55	381-3095	0.500" Diameter
1	Steel Deep Cup Freeze Plug	57-55	381-3041	1.625" Diameter
1	Steel Shallow Cup Freeze Plug	57-55	381-2078	2.109" Diameter

143 265 4.3L (4343cc) OHV V8 (16 Valve) (Pontiac), 3.75" Bore (GMC Eng.), 2 Bbl. "VIN S" 1980

QTY	CAMSHAFT/LIFTER	YEARS	PART NO.	DESCRIPTION
1	Camshaft	80	CS-690	VINTAGE; Hydraulic, (050) Duration at .050 Lobe Lift, 189 Exh., 189 Int., 107 Degrees Lobe Separation
1	Prelube		55-403 Std Only	1.5 oz. packet
1	Prelube		55-400 Std Only	4 oz. bottle; 1.5 oz. packet No. 55-403 also avail.
16	Lifter	80	HT-969 Std Only	Hyd.; w/.440" wide oil groove
16	Lifter, Bulk	80	HT-969B Std Only	Hyd.; Carton of 128
QTY	PUSH ROD	YEARS	PART NO.	DESCRIPTION
16	Push Rod	80	RP-3206 Std Only	8.0450" O.A.L.
QTY	ROCKER PARTS	YEARS	PART NO.	DESCRIPTION
16	Arm Assy.	80	R-1032 Std Only	Incl. arm, ball & nut
16	Arm Assy., Bulk	80	R-1032B Std Only	Incl. arm, ball & nut; Carton of 64
16	Arm	80	R-849A Std Only	
16	Nut	80	MR-1934 Std Only	3/8" x 24 UNF
QTY	VALVE SPRING	YEARS	PART NO.	DESCRIPTION
16	Spring	80	VS-521 Std Only	Incl. damper; 2.1090" Free Height
QTY	VALVE SEAL	YEARS	PART NO.	DESCRIPTION
8	Valve Stem Seal	80	MV-1888C Std Only	Loc. Int.; Positive type; (VTN) Viton®
16	Valve Stem Seal	80	MV-1233C Std Only	O-Ring; (RBB) Rubber
8	Valve Stem Seal Bulk	80	MV-1888 Std Only	Loc. Int.; Positive type; Carton of 50; (VTN) Viton®
16	Valve Stem Seal Bulk	80	MV-1233 Std Only	O-Ring; Carton of 100; (RBB) Rubber
QTY	VALVE SEAT	YEARS	PART NO.	DESCRIPTION
8	Seat	80	245-1437-2 Std Only	Loc. Exh.; 1.4425" OD, 1.2190" ID, 0.2160" Depth
8	Seat	80	245-1437-2N Std Only	Loc. Exh.; Premium Material; 1.4425" OD, 1.2190" ID, 0.2160" Depth
8	Seat	80	245-1687-2 Std Only	Loc. Int.; 1.6925" OD, 1.4375" ID, 0.2160" Depth
8	Seat	80	245-1687-2N Std Only	Loc. Int.; Premium Material; 1.6925" OD, 1.4375" ID, 0.2160" Depth

(continued on next page)

GM Car (Incl. Buick, Cad., Chev., Olds., Pontiac)

265 4.3L (4343cc) OHV V8 (16 Valve) (Pontiac), 3.75" Bore (GMC Eng.), 2 Bbl. "VIN S" 1980 143
(cont.)

	QTY	VALVE, MISC	YEARS	PART NO.	DESCRIPTION
BLOCK	32	Keeper	80	VK-115A Std Only	1 groove; Square cut key groove; Carton pack 24
	32	Keeper	80	VK-115 Std Only	1 groove; Square cut key groove; Carton pack 32
	32	Keeper	80	VK-115R Std Only	1 groove; Square cut key groove; Hardened
	32	Keeper, Bulk	80	VK-115B Std Only	1 groove; Square cut key groove; Carton of 1000
	16	Spring Insert	80	259-201B Std Only	.030"; Carton of 100
	16	Spring Insert	80	259-201A Std Only	.060"; Carton of 100
	16	Spring Insert	80	259-201ARS Std Only	.060"; Carton of 500
BLOCK	ENGINE BEARINGS				
	1	Rod Set	80	8-2500RAA Std-10-20-30-40	A-Series aluminum bearings
	8	Rod Pair	80	2500RAA Std-2-10-20-30-40	A-Series aluminum bearings
	1	Cam Set	80	1220M Std Only	
	OIL PUMP				
	1	Oil Pump	80	224-43364S	High Pressure; 3/4" inlet tube; Incl. screen
	1	Inter. Shaft	80	224-61236	
	1	Screen Assy.	80	224-11236	3/4" inlet tube
	GASKETS				
	1	Kit Gasket Set	80	260-1122	Premium valve stem seals incl.

267 4.4L (4376cc) OHV V8 (16 Valve) (Chevrolet), 3.5" Bore (GMC Eng.), 2 Bbl. "VIN J" 1980-1979 144

	QTY	TIMING	YEARS	PART NO.	DESCRIPTION
VALVE TRAIN	1	3 Piece Set	80-79	KT3-499S	Powdered Metal Crank Sprocket; w/.405" tooth width sprocket; (1) 222-499; (1) 223-390; (1) 223-391
	1	Timing Set w/Gaskets	80-79	CTS-1000	w/.405" tooth width sprocket
	1	Timing Chain	80-79	222-499	Use w/.405" tooth width sprocket; 46 Links
	1	Crank Sprocket	80-79	223-391	Powdered metal; .405" tooth width sprocket; 18 Teeth
	1	Cam Sprocket	80-79	223-390	.405" tooth width sprocket; 36 Teeth
	1	Cam Sprocket	80-79	223-390N	Nylon; .405" tooth width sprocket; 36 Teeth
	CAMSHAFT/LIFTER				
	1	Camshaft	80	CS-711	Hydraulic, (050) Duration at .050 Lobe Lift, 194 Exh., 178 Int., 108 Degrees Lobe Separation
	1	Camshaft	79	CS-673	VINTAGE; Hydraulic, (050) Duration at .050 Lobe Lift, 202 Exh., 189 Int., 109 Degrees Lobe Separation
	1	Performance Cam	80-79	CS-1103R	Emissions Legal Cam; CARB E.O. No. D-292-1; Pro-1500 Perf. Cam; 0.42" Exh. Valve Lift, 0.398" Int. Valve Lift, Hydraulic, (050) Duration at .050 Lobe Lift, 204 Exh., 194 Int., 112 Degrees Lobe Separation
	1	Performance Cam	80-79	CS-1014R	Emissions Legal Cam; CARB E.O. No. D-292-1; Pro-2000 Perf. Cam; 0.443" Exh. Valve Lift, 0.42" Int. Valve Lift, Hydraulic, (050) Duration at .050 Lobe Lift, 214 Exh., 204 Int., 112 Degrees Lobe Separation
	1	Performance Cam	80-79	CS-1106R	Emissions Legal Cam; CARB E.O. No. D-292-1; Pro-3000 Perf. Cam; 0.465" Exh. Valve Lift, 0.443" Int. Valve Lift, Hydraulic, (050) Duration at .050 Lobe Lift, 224 Exh., 214 Int., 112 Degrees Lobe Separation
1	Prelube		55-403 Std Only	1.5 oz. packet	
1	Prelube		55-400 Std Only	4 oz. bottle; 1.5 oz. packet No. 55-403 also avail.	
16	Lifter	80-79	HT-817 Std Only	Hyd.	
16	Lifter, Bulk	80-79	HT-817B Std Only	Hyd.; Carton of 128	
VALVE TRAIN	CAM KIT				
	1	Cam/Lifter Kit	80-79	KC-1103R	Emissions Legal Cam; CARB E.O. No. D-292-1; Hyd.; Pro-1500 Perf. Cam; Duration at .050", 194 Int., 204 Exh.; Valve lift .398" Int., .420" Exh.; Lobe Separation 112 Degrees; (1) 55-403B; (1) CS-1103R; (16) HT-817
	1	Cam/Lifter Kit	80-79	KC-1014R	Emissions Legal Cam; CARB E.O. No. D-292-1; Hyd.; Pro-2000 Perf. Cam; Duration at .050", 204 Int., 214 Exh.; Valve lift .420" Int., .443" Exh.; Lobe Separation 112 Degrees; (1) 55-403B; (1) CS-1014R; (16) HT-817
	1	Cam/Lifter Kit	80-79	KC-1106R	Emissions Legal Cam; CARB E.O. No. D-292-1; Hyd.; Pro-3000 Perf. Cam; Duration at .050", 214 Int., 224 Exh.; Valve lift .443" Int., .465" Exh.; Lobe Separation 112 Degrees; (1) 55-403B; (1) CS-1106R; (16) HT-817
	1	Cam/Lifter Kit	80	KC-711	Hyd.; (1) 55-403B; (1) CS-711; (16) HT-817
1	Cam/Lifter/Timing Kit	80	KCT-711	Hyd.; w/.405" tooth width sprocket; (1) 55-403B; (1) CS-711; (16) HT-817; (1) KT3-499S	
VALVE TRAIN	PUSH ROD				
	16	Push Rod	80-79	RP-3093 Std Only	7.7940" O.A.L.
	16	Push Rod	80-79	RP-3212R Std-100-150-200	Chrome-Moly; 7.7900" O.A.L.
	16	Push Rod, Bulk	80-79	BRP-3093 Std Only	Carton of 100; 7.7940" O.A.L.
	16	Push Rod, Bulk	80-79	BRP-3212R Std-100	Chrome-Moly; Carton of 100; 7.7900" O.A.L.

(continued on next page)

GM Car (Incl. Buick, Cad., Chev., Olds., Pontiac)

144 267 4.4L (4376cc) OHV V8 (16 Valve) (Chevrolet), 3.5" Bore (GMC Eng.), 2 Bbl. "VIN J" 1980-1979
(cont.)

QTY	ROCKER PARTS	YEARS	PART NO.	DESCRIPTION
16	Arm Assy.	80-79	R-826 Std Only	Incl. arm, ball & nut
16	Arm Assy., Bulk	80-79	R-826B Std Only	Incl. arm, ball & nut; Carton of 64
16	Arm	80-79	R-826A Std Only	
16	Rocker Arm Ball	80-79	MR-1783 Std Only	
16	Nut	80-79	MR-1751 Std Only	Self-locking, 3/8" x 24 threads
16	Stud	80-79	MR-1752 Std Only	.003" O/S; 3/8" x 24 x 2.495"
16	Stud	80-79	MR-1949 Std Only	.372" x 24 x 2.495"
QTY	VALVE	YEARS	PART NO.	DESCRIPTION
8	Intake	80-79	V-1927 Std-15	Chrome plated stem; 1.7200" Head Dia., 0.3413" Stem Dia., 4.9170" O.A.L.
8	Intake, Bulk	80-79	V-1927B Std Only	Chrome plated stem; Carton of 25; 1.7200" Head Dia., 0.3413" Stem Dia., 4.9170" O.A.L.
QTY	VALVE GUIDE	YEARS	PART NO.	DESCRIPTION
8	Guide	80-79	VG-5005H Std Only	Loc. Exh.; Hardened; 0.3430" ID, 2.2500" O.A.L
8	Guide	80-79	VG-5005 Std Only	Loc. Exh.; Plain; 0.3430" ID, 2.2500" O.A.L
8	Guide	80-79	VG-5005T Std Only	Loc. Exh.; Threaded; 0.3425" ID, 2.2500" O.A.L
8	Guide	80-79	VG-5038 Std Only	Loc. Int.; 0.3430" ID, 2.1200" O.A.L
8	Guide, Bulk	80-79	VG-5005B Std Only	Loc. Exh.; Plain; Carton of 50; 0.3430" ID, 2.2500" O.A.L
8	Guide, Bulk	80-79	VG-5005TB Std Only	Loc. Exh.; Threaded; Carton of 50; 0.3425" ID, 2.2500" O.A.L
8	Guide, Bulk	80-79	VG-5038B Std Only	Loc. Int.; Carton of 50; 0.3430" ID, 2.1200" O.A.L
QTY	VALVE SPRING	YEARS	PART NO.	DESCRIPTION
16	Spring	80-79	VS-677 Std Only	Incl. damper; 2.0300" Free Height
16	Spring, Bulk	80-79	VS-677B Std Only	Incl. damper; Carton of 250; 2.0300" Free Height
QTY	VALVE SEAL	YEARS	PART NO.	DESCRIPTION
16	Valve Stem Seal	80-79	MV-1233C Std Only	O-Ring; (RBB) Rubber
16	Valve Stem Seal	80-79	MV-1921 Std Only	Umbrella type; (NYL) Nylon
16	Valve Stem Seal Bulk	80-79	MV-1233 Std Only	O-Ring; Carton of 100; (RBB) Rubber
16	Valve Stem Seal Bulk	80-79	MV-1921B Std Only	Umbrella type; Carton of 100; (NYL) Nylon
QTY	VALVE SEAT	YEARS	PART NO.	DESCRIPTION
8	Seat	80-79	245-1437-2 Std Only	Loc. Exh.; 1.4425" OD, 1.2190" ID, 0.2160" Depth
8	Seat	80-79	245-1437-2N Std Only	Loc. Exh.; Premium Material; 1.4425" OD, 1.2190" ID, 0.2160" Depth
8	Seat	80-79	245-1812-4 Std Only	Loc. Int.; 1.8175" OD, 1.5625" ID, 0.2160" Depth
8	Seat	80-79	245-1812-4N Std Only	Loc. Int.; Premium Material; 1.8175" OD, 1.5625" ID, 0.2160" Depth
QTY	VALVE, MISC	YEARS	PART NO.	DESCRIPTION
32	Keeper	80-79	VK-115A Std Only	1 groove; Square cut key groove; Carton pack 24
32	Keeper	80-79	VK-115 Std Only	1 groove; Square cut key groove; Carton pack 32
32	Keeper	80-79	VK-115R Std Only	1 groove; Square cut key groove; Hardened
32	Keeper, Bulk	80-79	VK-115B Std Only	1 groove; Square cut key groove; Carton of 1000
16	Spring Insert	80-79	259-203C Std Only	.015"; Carton of 100
16	Spring Insert	80-79	259-203B Std Only	.030"; Carton of 100
16	Spring Insert	80-79	259-203BRS Std Only	.030"; Carton of 500
16	Spring Insert	80-79	259-203A Std Only	.060"; Carton of 100
16	Spring Insert	80-79	259-203ARS Std Only	.060"; Carton of 500
8	Rotocap	80-79	RC-157S Std Only	Loc. Exh.
QTY	RINGS	YEARS	PART NO.	DESCRIPTION
1	Premium Set	80-79	E-236K Std-30	2-5/64, 1-3/16; Premium Moly
1	Standard Set	80-79	E-236X Std-30-40	2-5/64, 1-3/16; Iron
QTY	ENGINE BEARINGS	YEARS	PART NO.	DESCRIPTION
1	Main Set	80-79	4663M Std-1-2-10-20-30-40-60	
1	Main Set	80-79	6688M 10 10-20-30	.020" O/S length flange brg.
1	Main Set	80-79	4663MA Std-1-2-10-20-30-40-60	A-Series aluminum bearings
1	Main Set	80-79	7329MA 10 10-20	A-Series aluminum bearings; .010" O/S length flange brg.
1	Rod Set	80-79	8-2555CP Std-1-10-20-30-40-50	8-2555CA 60 avail. as unplated & resizeable; Overplated copper-lead alloy
1	Rod Set	80-79	8-2555A Std-1-10-20-30-40-50-60	A-Series aluminum bearings
1	Rod Set	80-79	8-2555A 10X2 10X2-20X2-30X2-40X2	A-Series aluminum bearings; Use in .002" O/S Rod Bore
1	Rod Set	80-79	8-2555CA 60 60	Unplated & resizeable
1	Rod Set	80-79	8-2555CP 10X2 + 10X2-20X2	Use in .002" O/S Rod Bore; Overplated copper-lead alloy; Superseded - When depleted use 8-2555A 10X2
8	Rod Pair	80-79	2555A Std-1-2-10-20-30-40-50-60	A-Series aluminum bearings
8	Rod Pair	80-79	2555CP Std-1-2-10-20-30-40-50	Overplated copper-lead alloy
8	Rod Pair	80-79	2555CA 60 60	Unplated & resizeable

VALVE TRAIN

VALVE TRAIN

BLOCK

BLOCK

(continued on next page)

GM Car (Incl. Buick, Cad., Chev., Olds., Pontiac)

267 4.4L (4376cc) OHV V8 (16 Valve) (Chevrolet), 3.5" Bore (GMC Eng.), 2 Bbl. "VIN J" 1980-1979 144
(cont.)

	ENGINE BEARINGS	YEARS	PART NO.	DESCRIPTION	
BLOCK	QTY (cont.)				
	8	Rod Pair	80-79	2555CP 10X2 + 10X2-20X2 Use in .002" O/S Rod Bore; Superseded - When depleted use 2555A 10X2	
	1	Cam Set	80-79	1750M Std Only 2.030" housing bore	
	1	Cam Set	80-79	1235M Std-1-10 Babbitt material; Full round design	
	1	Cam Set	80-79	1749M Std Only Bi-Metal Aluminum	
	QTY	OIL PUMP	YEARS	PART NO.	DESCRIPTION
	1	Oil Pump	80-79	224-4146	5/8" inlet
	1	Oil Pump	80-79	224-4143	High Volume, check pan for clearance; 5/8" inlet; Use shaft w/steel guide
	1	Inter. Shaft	80-79	224-6146E	Has steel shaft guide; Eliminates nylon shaft guide
	1	Inter. Shaft	80-79	224-6146	Use w/nylon shaft guide
	1	Oil Pump Shaft Guide	80-79	224-43343	Nylon
	1	Screen Assy.	80-79	224-1246	5/8" inlet tube
	QTY	GASKETS	YEARS	PART NO.	DESCRIPTION
	2	Head Bolt Set	80-79	260-2500 Std Only	Replacement recommended
	QTY	FREEZE PLUGS	YEARS	PART NO.	DESCRIPTION
	1	Brass Block Plug Kit	80-79	381-8007	
1	Steel Block Plug Kit	80-79	381-4011		
1	Brass Deep Cup Freeze Plug	80-79	381-9001	VINTAGE; 1.625" Diameter	
1	Steel Deep Cup Freeze Plug	80-79	381-3095	0.500" Diameter	
1	Steel Deep Cup Freeze Plug	80-79	381-3041	1.625" Diameter	
1	Steel Shallow Cup Freeze Plug	80-79	381-2078	2.109" Diameter	

283 4.6L (4638cc) OHV V8 (16 Valve) (Chevrolet), 3.875" Bore (GMC Eng.), 2 Bbl. 1967-1957 145

	TIMING	YEARS	PART NO.	DESCRIPTION
VALVE TRAIN	1	3 Piece Set	67	KT3-163S Chevrolet Bel Air Base, Biscayne Base, Caprice Base, Chevelle Base, Chevy II Base, Impala Base, Malibu Base, Nova Base; H/D; Incl. double rlr. type chain; (1) 222-163; (1) 223-288; (1) 223-289
	1	3 Piece Set	67	KT3-499S Powdered Metal Crank Sprocket; w/.405" tooth width sprocket; (1) 222-499; (1) 223-390; (1) 223-391
	1	3 Piece Set	66	KT3-163S Exc. Chevrolet Chevelle SS I Pontiac Acadian Base, Beaumont Base, Laurentian Base, Parisienne Base, Strato-Chief Base; H/D; Incl. double rlr. type chain; (1) 222-163; (1) 223-288; (1) 223-289
	1	3 Piece Set	66-57	KT3-489S VINTAGE; (1) 222-489; (1) 223-261; (1) 223-262
	1	3 Piece Set	65-64	KT3-163S Chevrolet Bel Air Base, Biscayne Base, Chevelle Base, Chevy II Base, Impala Base, Malibu Base, Nova Base; H/D; Incl. double rlr. type chain; (1) 222-163; (1) 223-288; (1) 223-289
	1	3 Piece Set	63-62	KT3-163S Chevrolet Bel Air Base, Biscayne Base, Chevy II Base, Impala Base, Nova Base; H/D; Incl. double rlr. type chain; (1) 222-163; (1) 223-288; (1) 223-289
	1	3 Piece Set	61-59	KT3-163S Chevrolet Bel Air Base, Biscayne Base, Impala Base; H/D; Incl. double rlr. type chain; (1) 222-163; (1) 223-288; (1) 223-289
	1	3 Piece Set	58	KT3-163S Chevrolet Bel Air Base, Biscayne Base, Del Ray Base; H/D; Incl. double rlr. type chain; (1) 222-163; (1) 223-288; (1) 223-289
	1	3 Piece Set	57	KT3-163S Chevrolet Bel Air Base, One-Fifty Series Base, Two-Ten Series Base; H/D; Incl. double rlr. type chain; (1) 222-163; (1) 223-288; (1) 223-289
	1	Timing Set w/Gaskets	66-57	CTS-1002 VINTAGE; Incl. double rlr. type chain
	1	Timing Chain	67	222-163 Chevrolet Bel Air Base, Biscayne Base, Caprice Base, Chevelle Base, Chevy II Base, Impala Base, Malibu Base, Nova Base; H/D; Double rlr.; 58 Links
	1	Timing Chain	67	222-499 Use w/.405" tooth width sprocket; 46 Links
	1	Timing Chain	66	222-163 Exc. Chevrolet Chevelle SS I Pontiac Acadian Base, Beaumont Base, Laurentian Base, Parisienne Base, Strato-Chief Base; H/D; Double rlr.; 58 Links
	1	Timing Chain	66-57	222-489 VINTAGE; 46 Links
	1	Timing Chain	65-64	222-163 Chevrolet Bel Air Base, Biscayne Base, Chevelle Base, Chevy II Base, Impala Base, Malibu Base, Nova Base; H/D; Double rlr.; 58 Links
	1	Timing Chain	63-62	222-163 Chevrolet Bel Air Base, Biscayne Base, Chevy II Base, Impala Base, Nova Base; H/D; Double rlr.; 58 Links
	1	Timing Chain	61-59	222-163 Chevrolet Bel Air Base, Biscayne Base, Impala Base; H/D; Double rlr.; 58 Links
	1	Timing Chain	58	222-163 Chevrolet Bel Air Base, Biscayne Base, Del Ray Base; H/D; Double rlr.; 58 Links

(continued on next page)

GM Car (Incl. Buick, Cad., Chev., Olds., Pontiac)

145 283 4.6L (4638cc) OHV V8 (16 Valve) (Chevrolet), 3.875" Bore (GMC Eng.), 2 Bbl. 1967-1957
(cont.)

**V
A
L
V
E

T
R
A
I
N**

**V
A
L
V
E

T
R
A
I
N**

QTY	TIMING (cont.)	YEARS	PART NO.	DESCRIPTION
1	Timing Chain	57	222-163	Chevrolet Bel Air Base, One-Fifty Series Base, Two-Ten Series Base; H/D; Double rlr.; 58 Links
1	Crank Sprocket	67	223-289	Chevrolet Bel Air Base, Biscayne Base, Caprice Base, Chevelle Base, Chevy II Base, Impala Base, Malibu Base, Nova Base; H/D; Double row; 22 Teeth
1	Crank Sprocket	67	223-391	Powdered metal; .405" tooth width sprocket; 18 Teeth
1	Crank Sprocket	66	223-289	Exc. Chevrolet Chevelle SS I Pontiac Acadian Base, Beaumont Base, Laurentian Base, Parisienne Base, Strato-Chief Base; H/D; Double row; 22 Teeth
1	Crank Sprocket	66-57	223-262	VINTAGE; 18 Teeth
1	Crank Sprocket	65-64	223-289	Chevrolet Bel Air Base, Biscayne Base, Chevelle Base, Chevy II Base, Impala Base, Malibu Base, Nova Base; H/D; Double row; 22 Teeth
1	Crank Sprocket	63-62	223-289	Chevrolet Bel Air Base, Biscayne Base, Chevy II Base, Impala Base, Nova Base; H/D; Double row; 22 Teeth
1	Crank Sprocket	61-59	223-289	Chevrolet Bel Air Base, Biscayne Base, Impala Base; H/D; Double row; 22 Teeth
1	Crank Sprocket	58	223-289	Chevrolet Bel Air Base, Biscayne Base, Del Ray Base; H/D; Double row; 22 Teeth
1	Crank Sprocket	57	223-289	Chevrolet Bel Air Base, One-Fifty Series Base, Two-Ten Series Base; H/D; Double row; 22 Teeth
1	Cam Sprocket	67	223-390	.405" tooth width sprocket; 36 Teeth
1	Cam Sprocket	67	223-288	Chevrolet Bel Air Base, Biscayne Base, Caprice Base, Chevelle Base, Chevy II Base, Impala Base, Malibu Base, Nova Base; H/D; Double row; 44 Teeth
1	Cam Sprocket	67	223-390N	Nylon; .405" tooth width sprocket; 36 Teeth
1	Cam Sprocket	66	223-288	Exc. Chevrolet Chevelle SS I Pontiac Acadian Base, Beaumont Base, Laurentian Base, Parisienne Base, Strato-Chief Base; H/D; Double row; 44 Teeth
1	Cam Sprocket	66-57	223-261	VINTAGE; 36 Teeth
1	Cam Sprocket	65-64	223-288	Chevrolet Bel Air Base, Biscayne Base, Chevelle Base, Chevy II Base, Impala Base, Malibu Base, Nova Base; H/D; Double row; 44 Teeth
1	Cam Sprocket	63-62	223-288	Chevrolet Bel Air Base, Biscayne Base, Chevy II Base, Impala Base, Nova Base; H/D; Double row; 44 Teeth
1	Cam Sprocket	61-59	223-288	Chevrolet Bel Air Base, Biscayne Base, Impala Base; H/D; Double row; 44 Teeth
1	Cam Sprocket	58	223-288	Chevrolet Bel Air Base, Biscayne Base, Del Ray Base; H/D; Double row; 44 Teeth
1	Cam Sprocket	57	223-288	Chevrolet Bel Air Base, One-Fifty Series Base, Two-Ten Series Base; H/D; Double row; 44 Teeth

QTY	CAMSHAFT/LIFTER	YEARS	PART NO.	DESCRIPTION
1	Camshaft	67-63	CS-274	Hydraulic, (050) Duration at .050 Lobe Lift, 203 Exh., 194 Int., 112 Degrees Lobe Separation
1	Camshaft	62	CS-273	VINTAGE; Use w/Hyd. lifters; Hydraulic, (050) Duration at .050 Lobe Lift, 172 Exh., 172 Int., 107 Degrees Lobe Separation
1	Camshaft	61-60	CS-273	VINTAGE; Exc. w/high lift cam; Use w/Hyd. lifters; Hydraulic, (050) Duration at .050 Lobe Lift, 172 Exh., 172 Int., 107 Degrees Lobe Separation
1	Camshaft	59-57	CS-274	Exc. w/high lift cam; Hydraulic, (050) Duration at .050 Lobe Lift, 203 Exh., 194 Int., 112 Degrees Lobe Separation
1	Performance Cam	67-57	CS-1103R	Emissions Legal Cam; CARB E.O. No. D-292-1; Pro-1500 Perf. Cam; 0.42" Exh. Valve Lift, 0.398" Int. Valve Lift, Hydraulic, (050) Duration at .050 Lobe Lift, 204 Exh., 194 Int., 112 Degrees Lobe Separation
1	Performance Cam	67-57	CS-1014R	Emissions Legal Cam; CARB E.O. No. D-292-1; Pro-2000 Perf. Cam; 0.443" Exh. Valve Lift, 0.42" Int. Valve Lift, Hydraulic, (050) Duration at .050 Lobe Lift, 214 Exh., 204 Int., 112 Degrees Lobe Separation
1	Performance Cam	67-57	CS-1106R	Emissions Legal Cam; CARB E.O. No. D-292-1; Pro-3000 Perf. Cam; 0.465" Exh. Valve Lift, 0.443" Int. Valve Lift, Hydraulic, (050) Duration at .050 Lobe Lift, 224 Exh., 214 Int., 112 Degrees Lobe Separation
1	Performance Cam	61-57	CS-113R	w/high lift cam; Pro-5000 Perf. Cam; 0.401" Exh. Valve Lift, 0.395" Int. Valve Lift, Mechanical, (050) Duration at .050 Lobe Lift, 230 Exh., 228 Int., 110 Degrees Lobe Separation
1	Prelube		55-403 Std Only	1.5 oz. packet
1	Prelube		55-400 Std Only	4 oz. bottle; 1.5 oz. packet No. 55-403 also avail.
16	Lifter	67-62	HT-817 Std Only	Hyd.
16	Lifter	61-57	HT-817 Std Only	Exc. w/high lift cam; Hyd.
16	Lifter	61-57	AT-992 Std Only	w/high lift cam; Speed-Pro Mech.
16	Lifter, Bulk	67-62	HT-817B Std Only	Hyd.; Carton of 128

(continued on next page)

GM Car (Incl. Buick, Cad., Chev., Olds., Pontiac)

283 4.6L (4638cc) OHV V8 (16 Valve) (Chevrolet), 3.875" Bore (GMC Eng.), 2 Bbl. 1967-1957 145
(cont.)

QTY	CAMSHAFT/LIFTER	YEARS	PART NO.	DESCRIPTION
16	Lifter, Bulk	61-57	HT-817B Std Only	Exc. w/high lift cam; Hyd.; Carton of 128
16	Lifter, Bulk	61-57	AT-992B Std Only	w/high lift cam; Speed-Pro Mech.; Carton of 128
QTY	CAM KIT	YEARS	PART NO.	DESCRIPTION
1	Cam/Lifter Kit	67-62	KC-1103R	Emissions Legal Cam; CARB E.O. No. D-292-1; Hyd.; Pro-1500 Perf. Cam; Duration at .050", 194 Int., 204 Exh.; Valve lift .398" Int., .420" Exh.; Lobe Separation 112 Degrees; (1) 55-403B; (1) CS-1103R; (16) HT-817
1	Cam/Lifter Kit	67-62	KC-1014R	Emissions Legal Cam; CARB E.O. No. D-292-1; Hyd.; Pro-2000 Perf. Cam; Duration at .050", 204 Int., 214 Exh.; Valve lift .420" Int., .443" Exh.; Lobe Separation 112 Degrees; (1) 55-403B; (1) CS-1014R; (16) HT-817
1	Cam/Lifter Kit	67-62	KC-1106R	Emissions Legal Cam; CARB E.O. No. D-292-1; Hyd.; Pro-3000 Perf. Cam; Duration at .050", 214 Int., 224 Exh.; Valve lift .443" Int., .465" Exh.; Lobe Separation 112 Degrees; (1) 55-403B; (1) CS-1106R; (16) HT-817
1	Cam/Lifter Kit	67-63	KC-274	Hyd.; (1) 55-403B; (1) CS-274; (16) HT-817
1	Cam/Lifter Kit	61-57	KC-1103R	Exc. w/high lift cam; Emissions Legal Cam; CARB E.O. No. D-292-1; Hyd.; Pro-1500 Perf. Cam; Duration at .050", 194 Int., 204 Exh.; Valve lift .398" Int., .420" Exh.; Lobe Separation 112 Degrees; (1) 55-403B; (1) CS-1103R; (16) HT-817
1	Cam/Lifter Kit	61-57	KC-1014R	Exc. w/high lift cam; Emissions Legal Cam; CARB E.O. No. D-292-1; Hyd.; Pro-2000 Perf. Cam; Duration at .050", 204 Int., 214 Exh.; Valve lift .420" Int., .443" Exh.; Lobe Separation 112 Degrees; (1) 55-403B; (1) CS-1014R; (16) HT-817
1	Cam/Lifter Kit	61-57	KC-1106R	Exc. w/high lift cam; Emissions Legal Cam; CARB E.O. No. D-292-1; Hyd.; Pro-3000 Perf. Cam; Duration at .050", 214 Int., 224 Exh.; Valve lift .443" Int., .465" Exh.; Lobe Separation 112 Degrees; (1) 55-403B; (1) CS-1106R; (16) HT-817
1	Cam/Lifter Kit	59-57	KC-274	Exc. w/high lift cam; Hyd.; (1) 55-403B; (1) CS-274; (16) HT-817
1	Cam/Lifter/Timing Kit	67	KCT-274	Hyd.; w/.405" tooth width sprocket; (1) 55-403B; (1) CS-274; (16) HT-817; (1) KT3-499S
QTY	PUSH ROD	YEARS	PART NO.	DESCRIPTION
16	Push Rod	67-57	RP-3093 Std Only	7.7940" O.A.L.
16	Push Rod	67-57	RP-3212R Std-100-150-200	Chrome-Moly; 7.7900" O.A.L.
16	Push Rod, Bulk	67-57	BRP-3093 Std Only	Carton of 100; 7.7940" O.A.L.
16	Push Rod, Bulk	67-57	BRP-3212R Std-100	Chrome-Moly; Carton of 100; 7.7900" O.A.L.
QTY	ROCKER PARTS	YEARS	PART NO.	DESCRIPTION
16	Arm Assy.	67-57	R-826 Std Only	Incl. arm, ball & nut
16	Arm Assy., Bulk	67-57	R-826B Std Only	Incl. arm, ball & nut; Carton of 64
16	Arm	67-57	R-826A Std Only	
16	Rocker Arm Ball	67-57	MR-1783 Std Only	
16	Nut	67-57	MR-1751 Std Only	Self-locking, 3/8" x 24 threads
16	Stud	67-57	MR-1752 Std Only	.003" O/S; 3/8" x 24 x 2.495"
16	Stud	67-57	MR-1949 Std Only	.372" x 24 x 2.495"
QTY	VALVE	YEARS	PART NO.	DESCRIPTION
8	Exhaust	67-57	V-1888X Std Only	Chrome plated stem; Stellite face; 1.5000" Head Dia., 0.3412" Stem Dia., 4.9230" O.A.L.
8	Exhaust	67-57	V-1199 Std-3-5-15-30	VINTAGE; 1.5000" Head Dia., 0.3415" Stem Dia., 4.9280" O.A.L.
8	Exhaust, Bulk	67-57	V-1199B Std Only	VINTAGE; Carton of 25; 1.5000" Head Dia., 0.3415" Stem Dia., 4.9280" O.A.L.
8	Intake	67-57	V-1200 Std-3-15-30	VINTAGE; 1.7200" Head Dia., 0.3413" Stem Dia., 4.9170" O.A.L.
8	Intake, Bulk	67-57	V-1200B Std Only	VINTAGE; Carton of 25; 1.7200" Head Dia., 0.3413" Stem Dia., 4.9170" O.A.L.
QTY	VALVE SPRING	YEARS	PART NO.	DESCRIPTION
8	Spring	67	VS-677 Std Only	Incl. damper; 2.0300" Free Height
16	Spring	67	VS-739R Std Only	Optional-H/D; 2.0000" Free Height
8	Spring	66-57	VS-521 Std Only	Incl. damper; 2.1090" Free Height
8	Spring, Bulk	67	VS-677B Std Only	Incl. damper; Carton of 250; 2.0300" Free Height
16	Spring, Bulk	67	VS-739RB Std Only	Optional-H/D; Carton of 300; 2.0000" Free Height
QTY	VALVE SEAL	YEARS	PART NO.	DESCRIPTION
16	Valve Stem Seal	67-60	MV-1233C Std Only	O-Ring; (RBB) Rubber
16	Valve Stem Seal	67-57	MV-1598C Std Only	Umbrella type; (RBB) Rubber
16	Valve Stem Seal	67-57	ST-2001 Std Only	Use w/O.E. guide; Positive type; Installation requires valve guide machining; (RBBTF) Rubber/PTFE

VALVE TRAIN

VALVE TRAIN

(continued on next page)

GM Car (Incl. Buick, Cad., Chev., Olds., Pontiac)

145 283 4.6L (4638cc) OHV V8 (16 Valve) (Chevrolet), 3.875" Bore (GMC Eng.), 2 Bbl. 1967-1957
(cont.)

	QTY	VALVE SEAL (cont.)	YEARS	PART NO.	DESCRIPTION
VALVE TRAIN	16	Valve Stem Seal	67-57	MV-1903 Std Only	Use w/repair guide; Positive type; (RBB) Rubber
	16	Valve Stem Seal	63-61	ST-2018R Std Only	Positive type; Installation requires valve guide machining; Use w/double spring; (TFL) PTFE
	8	Valve Stem Seal	59	MV-1233C Std Only	Loc. Exh.; O-Ring; (RBB) Rubber
	8	Valve Stem Seal	59	MV-1711 Std Only	VINTAGE; Loc. Int.; Positive type; Carton of 100; (RBB) Rubber
	16	Valve Stem Seal	58-57	MV-1233C Std Only	O-Ring; (RBB) Rubber
	16	Valve Stem Seal Bulk	67-60	MV-1233 Std Only	O-Ring; Carton of 100; (RBB) Rubber
	16	Valve Stem Seal Bulk	67-57	MV-1598 Std Only	Umbrella type; Carton of 100; (RBB) Rubber
	16	Valve Stem Seal Bulk	67-57	ST-2001BC Std Only	Use w/O.E. guide; Positive type; Installation requires valve guide machining; Carton of 100; (RBBTF) Rubber/PTFE
	16	Valve Stem Seal Bulk	63-61	ST-2018RBC Std Only	Positive type; Installation requires valve guide machining; Carton of 100; Use w/double spring; (TFL) PTFE
	8	Valve Stem Seal Bulk	59	MV-1233 Std Only	Loc. Exh.; O-Ring; Carton of 100; (RBB) Rubber
	16	Valve Stem Seal Bulk	58-57	MV-1233 Std Only	O-Ring; Carton of 100; (RBB) Rubber
	QTY	VALVE SEAT	YEARS	PART NO.	DESCRIPTION
	8	Seat	67-57	245-1562-2 Std Only	Loc. Exh.; 1.5675" OD, 1.3125" ID, 0.2480" Depth
	8	Seat	67-57	245-1562-2N Std Only	Loc. Exh.; Premium Material; 1.5675" OD, 1.3125" ID, 0.2480" Depth
	8	Seat	67-57	245-1812-3 Std Only	Loc. Int.; 1.8175" OD, 1.5000" ID, 0.2160" Depth
	QTY	VALVE, MISC	YEARS	PART NO.	DESCRIPTION
	32	Keeper	67-57	VK-115A Std Only	1 groove; Square cut key groove; Carton pack 24
	32	Keeper	67-57	VK-115 Std Only	1 groove; Square cut key groove; Carton pack 32
32	Keeper	67-57	VK-115R Std Only	1 groove; Square cut key groove; Hardened	
32	Keeper, Bulk	67-57	VK-115B Std Only	1 groove; Square cut key groove; Carton of 1000	
16	Spring Insert	67-57	259-203C Std Only	.015"; Carton of 100	
16	Spring Insert	67-57	259-203B Std Only	.030"; Carton of 100	
16	Spring Insert	67-57	259-203BRS Std Only	.030"; Carton of 500	
16	Spring Insert	67-57	259-203A Std Only	.060"; Carton of 100	
16	Spring Insert	67-57	259-203ARS Std Only	.060"; Carton of 500	
8	Rotocap	66-57	RC-157S Std Only	Loc. Exh.	
BLOCK	QTY	PISTON	YEARS	PART NO.	DESCRIPTION
	8	Cast Piston	67-57	235NP Std-20-30-40-60	VINTAGE; Cast; .9278" Pin Dia.; 2 Rings 5/64 Groove, 1 Ring 3/16 Groove, 1.780 CD, Flat Head w/4 valve reliefs
	8	Cast Piston - Individual	67-57	W235NP Std-20-30-40-60	VINTAGE; Cast; .9278" Pin Dia.; 2 Rings 5/64 Groove, 1 Ring 3/16 Groove, 1.780 CD, Flat Head w/4 valve reliefs
	QTY	RINGS	YEARS	PART NO.	DESCRIPTION
	1	Premium Set	67-57	E-245K Std-20-30-40-60	VINTAGE; 2-5/64, 1-3/16; Premium Moly
	1	Standard Set	67-57	E-245X Std-20-30-40-60-80	VINTAGE; 2-5/64, 1-3/16; Iron
	QTY	ENGINE BEARINGS	YEARS	PART NO.	DESCRIPTION
	1	Main Set	67-57	138M Std-1-1X-10	Performance; 3/4 grooved
	1	Main Set	67-57	138M 1X Std-1-1X-10	Performance; 3/4 grooved; .001" Oversize ID
	1	Main Set	67-57	994M Std-1-10-20-30-40	VINTAGE
	1	Rod Set	67-57	8-7065CH Std-1-1X-10	Performance
	1	Rod Set	67-57	C8-7065CH Std-1-10	Performance; DUROSHIELD® coated bearings; w/o Dowel hole
	1	Rod Set	67-57	8-2020CP Std-10-20-30-40	VINTAGE
	8	Rod Pair	67-57	2020CP Std-1-2-10-20-30-40-50	
	1	Cam Set	67-64	1750M Std Only	2.030" housing bore
	1	Cam Set	67-64	1235M Std-1-10	Babbitt material; Full round design
	1	Cam Set	67-64	1749M Std Only	Bi-Metal Aluminum
	1	Cam Set	67-64	2100M Std Only	Race Performance
	1	Cam Set	63-57	1145M Std Only	VINTAGE; Babbitt material; Full round design
	QTY	OIL PUMP	YEARS	PART NO.	DESCRIPTION
	1	Oil Pump	67-64	224-4146	Exc. Chevrolet Chevy II Base, Nova Base I Pontiac Acadian Base; 5/8" inlet
	1	Oil Pump	67-64	224-4143	Exc. Chevrolet Chevy II Base, Nova Base I Pontiac Acadian Base; High Volume, check pan for clearance; 5/8" inlet; Use shaft w/steel guide
	1	Oil Pump	67-64	224-4149	Chevrolet Chevy II Base, Nova Base I Pontiac Acadian Base; VINTAGE; w/shallow sump oil pan
	1	Oil Pump	63-58	224-4146	5/8" inlet
	1	Oil Pump	63-58	224-4143	High Volume, check pan for clearance; 5/8" inlet; Use shaft w/steel guide
	1	Oil Pump	57	224-43363	VINTAGE
	1	Inter. Shaft	67-64	224-6146E	Exc. Chevrolet Chevy II Base, Nova Base I Pontiac Acadian Base; Has steel shaft guide; Eliminates nylon shaft guide
	1	Inter. Shaft	67-64	224-6146	Exc. Chevrolet Chevy II Base, Nova Base I Pontiac Acadian Base; Use w/nylon shaft guide

(continued on next page)

GM Car (Incl. Buick, Cad., Chev., Olds., Pontiac)

283 4.6L (4638cc) OHV V8 (16 Valve) (Chevrolet), 3.875" Bore (GMC Eng.), 2 Bbl. 1967-1957 145
(cont.)

	QTY	OIL PUMP (cont.)	YEARS	PART NO.	DESCRIPTION
BLOCK	1	Inter. Shaft	63-58	224-6146E	Has steel shaft guide; Eliminates nylon shaft guide
	1	Inter. Shaft	63-58	224-6146	Use w/nylon shaft guide
	1	Oil Pump Shaft Guide	67-57	224-43343	Use w/224-6146; Nylon
	1	Screen Assy.	67-65	224-1246	Exc. Chevrolet Chevy II Base, Nova Base I Pontiac Acadian Base; 5/8" inlet tube
	1	Screen Assy.	64	224-1146	Exc. Chevrolet Chevy II Base, Nova Base I Pontiac Acadian Base; VINTAGE; 5/8" inlet
	1	Screen Assy.	63-58	224-1146	VINTAGE; 5/8" inlet
	1	Kit Gasket Set	67-59	260-1079	Premium set; Hi-Perf.; Header gskts. incl.; Complete set
	1	Kit Gasket Set	67-59	260-1000	VINTAGE; Head bolts not incl.
	1	Kit Gasket Set	67-59	260-1000AT	VINTAGE; Head bolts not incl.; PermaDryPlus® valve cover & oil pan gskts. incl.; PermaDryPlus® water outlet gskt. incl.
	1	Kit Gasket Set	58-57	260-1000	VINTAGE; Rear main brg. seal not incl.; Head bolts not incl.
1	Kit Gasket Set	58-57	260-1000AT	VINTAGE; Rear main brg. seal not incl.; Head bolts not incl.; PermaDryPlus® valve cover & oil pan gskts. incl.; PermaDryPlus® water outlet gskt. incl.	
2	Head Bolt Set	67-57	260-2500 Std Only	Replacement recommended	
	QTY	FREEZE PLUGS	YEARS	PART NO.	DESCRIPTION
	1	Steel Block Plug Kit	67-58	381-4011	
	1	Steel Deep Cup Freeze Plug	67-58	381-3095	0.500" Diameter
	1	Steel Deep Cup Freeze Plug	67-58	381-3041	1.625" Diameter
	1	Steel Shallow Cup Freeze Plug	67-58	381-2078	2.109" Diameter

283 4.6L (4638cc) OHV V8 (16 Valve) (Chevrolet), 3.875" Bore (GMC Eng.), 2-4 Bbl. 1961-1957 146

	QTY	TIMING	YEARS	PART NO.	DESCRIPTION
VALVE TRAIN	1	3 Piece Set	61-57	KT3-489S	VINTAGE; (1) 222-489; (1) 223-261; (1) 223-262
	1	Timing Set w/Gaskets	61-57	CTS-1002	VINTAGE; Incl. double rlr. type chain
	1	Timing Chain	61-57	222-489	VINTAGE; 46 Links
	1	Crank Sprocket	61-57	223-262	VINTAGE; 18 Teeth
	1	Cam Sprocket	61-57	223-261	VINTAGE; 36 Teeth
	1	CAMSHAFT/LIFTER	YEARS	PART NO.	DESCRIPTION
	1	Camshaft	59-57	CS-274	Exc. w/high lift cam; Hydraulic, (050) Duration at .050 Lobe Lift, 203 Exh., 194 Int., 112 Degrees Lobe Separation
	1	Performance Cam	61-57	CS-1103R	Emissions Legal Cam; CARB E.O. No. D-292-1; Pro-1500 Perf. Cam; 0.42" Exh. Valve Lift, 0.398" Int. Valve Lift, Hydraulic, (050) Duration at .050 Lobe Lift, 204 Exh., 194 Int., 112 Degrees Lobe Separation
	1	Performance Cam	61-57	CS-1014R	Emissions Legal Cam; CARB E.O. No. D-292-1; Pro-2000 Perf. Cam; 0.443" Exh. Valve Lift, 0.42" Int. Valve Lift, Hydraulic, (050) Duration at .050 Lobe Lift, 214 Exh., 204 Int., 112 Degrees Lobe Separation
	1	Performance Cam	61-57	CS-1106R	Emissions Legal Cam; CARB E.O. No. D-292-1; Pro-3000 Perf. Cam; 0.465" Exh. Valve Lift, 0.443" Int. Valve Lift, Hydraulic, (050) Duration at .050 Lobe Lift, 224 Exh., 214 Int., 112 Degrees Lobe Separation
1	Performance Cam	61-57	CS-113R	w/high lift cam; Pro-5000 Perf. Cam; 0.401" Exh. Valve Lift, 0.395" Int. Valve Lift, Mechanical, (050) Duration at .050 Lobe Lift, 230 Exh., 228 Int., 110 Degrees Lobe Separation	
1	Prelube		55-403 Std Only	1.5 oz. packet	
1	Prelube		55-400 Std Only	4 oz. bottle; 1.5 oz. packet No. 55-403 also avail.	
16	Lifter	61-57	HT-817 Std Only	Exc. w/high lift cam; Hyd.	
16	Lifter	61-57	AT-992 Std Only	w/high lift cam; Speed-Pro Mech.	
16	Lifter, Bulk	61-57	HT-817B Std Only	Exc. w/high lift cam; Hyd.; Carton of 128	
16	Lifter, Bulk	61-57	AT-992B Std Only	w/high lift cam; Speed-Pro Mech.; Carton of 128	
	QTY	CAM KIT	YEARS	PART NO.	DESCRIPTION
	1	Cam/Lifter Kit	61-57	KC-1103R	Exc. w/high lift cam; Emissions Legal Cam; CARB E.O. No. D-292-1; Hyd.; Pro-1500 Perf. Cam; Duration at .050", 194 Int., 204 Exh.; Valve lift .398" Int., .420" Exh.; Lobe Separation 112 Degrees; (1) 55-403B; (1) CS-1103R; (16) HT-817
	1	Cam/Lifter Kit	61-57	KC-1014R	Exc. w/high lift cam; Emissions Legal Cam; CARB E.O. No. D-292-1; Hyd.; Pro-2000 Perf. Cam; Duration at .050", 204 Int., 214 Exh.; Valve lift .420" Int., .443" Exh.; Lobe Separation 112 Degrees; (1) 55-403B; (1) CS-1014R; (16) HT-817

(continued on next page)

GM Car (Incl. Buick, Cad., Chev., Olds., Pontiac)

146 283 4.6L (4638cc) OHV V8 (16 Valve) (Chevrolet), 3.875" Bore (GMC Eng.), 2-4 Bbl. 1961-1957
(cont.)

QTY	CAM KIT (cont.)	YEARS	PART NO.	DESCRIPTION
1	Cam/Lifter Kit	61-57	KC-1106R	Exc. w/high lift cam; Emissions Legal Cam; CARB E.O. No. D-292-1; Hyd.; Pro-3000 Perf. Cam; Duration at .050", 214 Int., 224 Exh.; Valve lift .443" Int., .465" Exh.; Lobe Separation 112 Degrees; (1) 55-403B; (1) CS-1106R; (16) HT-817
1	Cam/Lifter Kit	59-57	KC-274	Exc. w/high lift cam; Hyd.; (1) 55-403B; (1) CS-274; (16) HT-817
QTY	PUSH ROD	YEARS	PART NO.	DESCRIPTION
16	Push Rod	61-57	RP-3093 Std Only	7.7940" O.A.L.
16	Push Rod	61-57	RP-3212R Std-100-150-200	Chrome-Moly; 7.7900" O.A.L.
16	Push Rod, Bulk	61-57	BRP-3093 Std Only	Carton of 100; 7.7940" O.A.L.
16	Push Rod, Bulk	61-57	BRP-3212R Std-100	Chrome-Moly; Carton of 100; 7.7900" O.A.L.
QTY	ROCKER PARTS	YEARS	PART NO.	DESCRIPTION
16	Arm Assy.	61-57	R-826 Std Only	Incl. arm, ball & nut
16	Arm Assy., Bulk	61-57	R-826B Std Only	Incl. arm, ball & nut; Carton of 64
16	Arm	61-57	R-826A Std Only	
16	Rocker Arm Ball	61-57	MR-1783 Std Only	
16	Nut	61-57	MR-1751 Std Only	Self-locking, 3/8" x 24 threads
16	Stud	61-57	MR-1752 Std Only	.003" O/S; 3/8" x 24 x 2.495"
16	Stud	61-57	MR-1949 Std Only	.372" x 24 x 2.495"
QTY	VALVE	YEARS	PART NO.	DESCRIPTION
8	Exhaust	61-57	V-1888X Std Only	Chrome plated stem; Stellite face; 1.5000" Head Dia., 0.3412" Stem Dia., 4.9230" O.A.L.
8	Exhaust	61-57	V-1199 Std-3-5-15-30	VINTAGE; 1.5000" Head Dia., 0.3415" Stem Dia., 4.9280" O.A.L.
8	Exhaust, Bulk	61-57	V-1199B Std Only	VINTAGE; Carton of 25; 1.5000" Head Dia., 0.3415" Stem Dia., 4.9280" O.A.L.
8	Intake	61-57	V-1200 Std-3-15-30	VINTAGE; 1.7200" Head Dia., 0.3413" Stem Dia., 4.9170" O.A.L.
8	Intake, Bulk	61-57	V-1200B Std Only	VINTAGE; Carton of 25; 1.7200" Head Dia., 0.3413" Stem Dia., 4.9170" O.A.L.
QTY	VALVE SPRING	YEARS	PART NO.	DESCRIPTION
8	Spring	61-57	VS-521 Std Only	Incl. damper; 2.1090" Free Height
QTY	VALVE SEAL	YEARS	PART NO.	DESCRIPTION
16	Valve Stem Seal	61-60	MV-1233C Std Only	O-Ring; (RBB) Rubber
16	Valve Stem Seal	61	ST-2018R Std Only	Positive type; Installation requires valve guide machining; Use w/double spring; (TFL) PTFE
16	Valve Stem Seal	61-57	MV-1598C Std Only	Umbrella type; (RBB) Rubber
16	Valve Stem Seal	61-57	ST-2001 Std Only	Use w/O.E. guide; Positive type; Installation requires valve guide machining; (RBBTF) Rubber/PTFE
16	Valve Stem Seal	61-57	MV-1903 Std Only	Use w/repair guide; Positive type; (RBB) Rubber
8	Valve Stem Seal	59	MV-1233C Std Only	Loc. Exh.; O-Ring; (RBB) Rubber
8	Valve Stem Seal	59	MV-1711 Std Only	VINTAGE; Loc. Int.; Positive type; Carton of 100; (RBB) Rubber
16	Valve Stem Seal	58-57	MV-1233C Std Only	O-Ring; (RBB) Rubber
16	Valve Stem Seal Bulk	61-60	MV-1233 Std Only	O-Ring; Carton of 100; (RBB) Rubber
16	Valve Stem Seal Bulk	61	ST-2018RBC Std Only	Positive type; Installation requires valve guide machining; Carton of 100; Use w/double spring; (TFL) PTFE
16	Valve Stem Seal Bulk	61-57	MV-1598 Std Only	Umbrella type; Carton of 100; (RBB) Rubber
16	Valve Stem Seal Bulk	61-57	ST-2001BC Std Only	Use w/O.E. guide; Positive type; Installation requires valve guide machining; Carton of 100; (RBBTF) Rubber/PTFE
8	Valve Stem Seal Bulk	59	MV-1233 Std Only	Loc. Exh.; O-Ring; Carton of 100; (RBB) Rubber
16	Valve Stem Seal Bulk	58-57	MV-1233 Std Only	O-Ring; Carton of 100; (RBB) Rubber
QTY	VALVE SEAT	YEARS	PART NO.	DESCRIPTION
8	Seat	61-57	245-1562-2 Std Only	Loc. Exh.; 1.5675" OD, 1.3125" ID, 0.2480" Depth
8	Seat	61-57	245-1562-2N Std Only	Loc. Exh.; Premium Material; 1.5675" OD, 1.3125" ID, 0.2480" Depth
8	Seat	61-57	245-1812-3 Std Only	Loc. Int.; 1.8175" OD, 1.5000" ID, 0.2160" Depth
QTY	VALVE, MISC	YEARS	PART NO.	DESCRIPTION
32	Keeper	61-57	VK-115A Std Only	1 groove; Square cut key groove; Carton pack 24
32	Keeper	61-57	VK-115 Std Only	1 groove; Square cut key groove; Carton pack 32
32	Keeper	61-57	VK-115R Std Only	1 groove; Square cut key groove; Hardened
32	Keeper, Bulk	61-57	VK-115B Std Only	1 groove; Square cut key groove; Carton of 1000
16	Spring Insert	61-57	259-203C Std Only	.015"; Carton of 100
16	Spring Insert	61-57	259-203B Std Only	.030"; Carton of 100
16	Spring Insert	61-57	259-203BRS Std Only	.030"; Carton of 500
16	Spring Insert	61-57	259-203A Std Only	.060"; Carton of 100
16	Spring Insert	61-57	259-203ARS Std Only	.060"; Carton of 500
8	Rotocap	61-57	RC-157S Std Only	Loc. Exh.

VALVE TRAIN

VALVE TRAIN

(continued on next page)

GM Car (Incl. Buick, Cad., Chev., Olds., Pontiac)

283 4.6L (4638cc) OHV V8 (16 Valve) (Chevrolet), 3.875" Bore (GMC Eng.), 2-4 Bbl. 1961-1957 146
(cont.)

QTY	PISTON	YEARS	PART NO.	DESCRIPTION
8	Cast Piston	61-57	235NP Std-20-30-40-60	VINTAGE; Cast; .9278" Pin Dia.; 2 Rings 5/64 Groove, 1 Ring 3/16 Groove, 1.780 CD, Flat Head w/4 valve reliefs
8	Cast Piston - Individual	61-57	W235NP Std-20-30-40-60	VINTAGE; Cast; .9278" Pin Dia.; 2 Rings 5/64 Groove, 1 Ring 3/16 Groove, 1.780 CD, Flat Head w/4 valve reliefs
QTY	RINGS	YEARS	PART NO.	DESCRIPTION
1	Premium Set	61-57	E-245K Std-20-30-40-60	VINTAGE; 2-5/64, 1-3/16; Premium Moly
1	Standard Set	61-57	E-245X Std-20-30-40-60-80	VINTAGE; 2-5/64, 1-3/16; Iron
QTY	ENGINE BEARINGS	YEARS	PART NO.	DESCRIPTION
1	Main Set	61-57	138M Std-1-1X-10	Performance; 3/4 grooved
1	Main Set	61-57	138M 1X Std-1-1X-10	Performance; 3/4 grooved; .001" Oversize ID
1	Main Set	61-57	994M Std-1-10-20-30-40	VINTAGE
1	Rod Set	61-57	8-7065CH Std-1-1X-10	Performance
1	Rod Set	61-57	C8-7065CH Std-1-10	Performance; DUROSHIELD® coated bearings; w/o Dowel hole
1	Rod Set	61-57	8-2020CP Std-10-20-30-40	VINTAGE
8	Rod Pair	61-57	2020CP Std-1-2-10-20-30-40-50	VINTAGE
1	Cam Set	61-57	1145M Std Only	VINTAGE; Babbitt material; Full round design
QTY	OIL PUMP	YEARS	PART NO.	DESCRIPTION
1	Oil Pump	61-58	224-4146	5/8" inlet
1	Oil Pump	61-58	224-4143	High Volume, check pan for clearance; 5/8" inlet; Use shaft w/steel guide
1	Oil Pump	57	224-43363	VINTAGE
1	Inter. Shaft	61-58	224-6146E	Has steel shaft guide; Eliminates nylon shaft guide
1	Inter. Shaft	61-58	224-6146	Use w/nylon shaft guide
1	Oil Pump Shaft Guide	61-57	224-43343	Use w/224-6146; Nylon
1	Screen Assy.	61-58	224-1146	VINTAGE; 5/8" inlet
QTY	GASKETS	YEARS	PART NO.	DESCRIPTION
1	Kit Gasket Set	61-59	260-1079	Premium set; Hi-Perf.; Header gskts. incl.; Complete set
1	Kit Gasket Set	61-59	260-1000	VINTAGE; Head bolts not incl.
1	Kit Gasket Set	61-59	260-1000AT	VINTAGE; Head bolts not incl.; PermaDryPlus® valve cover & oil pan gskts. incl.; PermaDryPlus® water outlet gskt. incl.
1	Kit Gasket Set	58-57	260-1000	VINTAGE; Rear main brg. seal not incl.; Head bolts not incl.
1	Kit Gasket Set	58-57	260-1000AT	VINTAGE; Rear main brg. seal not incl.; Head bolts not incl.; PermaDryPlus® valve cover & oil pan gskts. incl.; PermaDryPlus® water outlet gskt. incl.
2	Head Bolt Set	61-57	260-2500 Std Only	Replacement recommended
QTY	FREEZE PLUGS	YEARS	PART NO.	DESCRIPTION
1	Steel Block Plug Kit	61-58	381-4011	
1	Steel Deep Cup Freeze Plug	61-58	381-3095	0.500" Diameter
1	Steel Deep Cup Freeze Plug	61-58	381-3041	1.625" Diameter
1	Steel Shallow Cup Freeze Plug	61-58	381-2078	2.109" Diameter

283 4.6L (4638cc) OHV V8 (16 Valve) (Chevrolet), 3.875" Bore (GMC Eng.), 4 Bbl. 1967-1957 147

QTY	TIMING	YEARS	PART NO.	DESCRIPTION
1	3 Piece Set	67	KT3-499S	Powdered Metal Crank Sprocket; w/.405" tooth width sprocket; (1) 222-499; (1) 223-390; (1) 223-391
1	3 Piece Set	66-57	KT3-489S	VINTAGE; (1) 222-489; (1) 223-261; (1) 223-262
1	3 Piece Set	61-57	KT3-163S	Chevrolet Corvette Base; H/D; Incl. double rlr. type chain; (1) 222-163; (1) 223-288; (1) 223-289
1	Timing Set w/Gaskets	66-57	CTS-1002	VINTAGE; Incl. double rlr. type chain
1	Timing Chain	67	222-499	Use w/.405" tooth width sprocket; 46 Links
1	Timing Chain	66-57	222-489	VINTAGE; 46 Links
1	Timing Chain	61-57	222-163	Chevrolet Corvette Base; H/D; Double rlr.; 58 Links
1	Crank Sprocket	67	223-391	Powdered metal; .405" tooth width sprocket; 18 Teeth
1	Crank Sprocket	66-57	223-262	VINTAGE; 18 Teeth
1	Crank Sprocket	61-57	223-289	Chevrolet Corvette Base; H/D; Double row; 22 Teeth
1	Cam Sprocket	67	223-390	.405" tooth width sprocket; 36 Teeth
1	Cam Sprocket	67	223-390N	Nylon; .405" tooth width sprocket; 36 Teeth
1	Cam Sprocket	66-57	223-261	VINTAGE; 36 Teeth
1	Cam Sprocket	61-57	223-288	Chevrolet Corvette Base; H/D; Double row; 44 Teeth
QTY	CAMSHAFT/LIFTER	YEARS	PART NO.	DESCRIPTION
1	Camshaft	67-62	CS-274	Hydraulic, (050) Duration at .050 Lobe Lift, 203 Exh., 194 Int., 112 Degrees Lobe Separation
1	Camshaft	61-57	CS-274	Exc. w/high lift cam; Hydraulic, (050) Duration at .050 Lobe Lift, 203 Exh., 194 Int., 112 Degrees Lobe Separation

(continued on next page)

GM Car (Incl. Buick, Cad., Chev., Olds., Pontiac)

147 283 4.6L (4638cc) OHV V8 (16 Valve) (Chevrolet), 3.875" Bore (GMC Eng.), 4 Bbl. 1967-1957
(cont.)

QTY	CAMSHAFT/LIFTER	YEARS	PART NO.	DESCRIPTION
1	Performance Cam	67-57	CS-1103R	Emissions Legal Cam; CARB E.O. No. D-292-1; Pro-1500 Perf. Cam; 0.42" Exh. Valve Lift, 0.398" Int. Valve Lift, Hydraulic, (050) Duration at .050 Lobe Lift, 204 Exh., 194 Int., 112 Degrees Lobe Separation
1	Performance Cam	67-57	CS-1014R	Emissions Legal Cam; CARB E.O. No. D-292-1; Pro-2000 Perf. Cam; 0.443" Exh. Valve Lift, 0.42" Int. Valve Lift, Hydraulic, (050) Duration at .050 Lobe Lift, 214 Exh., 204 Int., 112 Degrees Lobe Separation
1	Performance Cam	67-57	CS-1106R	Emissions Legal Cam; CARB E.O. No. D-292-1; Pro-3000 Perf. Cam; 0.465" Exh. Valve Lift, 0.443" Int. Valve Lift, Hydraulic, (050) Duration at .050 Lobe Lift, 224 Exh., 214 Int., 112 Degrees Lobe Separation
1	Performance Cam	61-57	CS-113R	w/high lift cam; Pro-5000 Perf. Cam; 0.401" Exh. Valve Lift, 0.395" Int. Valve Lift, Mechanical, (050) Duration at .050 Lobe Lift, 230 Exh., 228 Int., 110 Degrees Lobe Separation
1	Prelube		55-403 Std Only	1.5 oz. packet
1	Prelube		55-400 Std Only	4 oz. bottle; 1.5 oz. packet No. 55-403 also avail.
16	Lifter	67-62	HT-817 Std Only	Hyd.
16	Lifter	61-57	HT-817 Std Only	Exc. w/high lift cam; Hyd.
16	Lifter	61-57	AT-992 Std Only	w/high lift cam; Speed-Pro Mech.
16	Lifter, Bulk	67-62	HT-817B Std Only	Hyd.; Carton of 128
16	Lifter, Bulk	61-57	HT-817B Std Only	Exc. w/high lift cam; Hyd.; Carton of 128
16	Lifter, Bulk	61-57	AT-992B Std Only	w/high lift cam; Speed-Pro Mech.; Carton of 128
QTY	CAM KIT	YEARS	PART NO.	DESCRIPTION
1	Cam/Lifter Kit	67-62	KC-1103R	Emissions Legal Cam; CARB E.O. No. D-292-1; Hyd.; Pro-1500 Perf. Cam; Duration at .050", 194 Int., 204 Exh.; Valve lift .398" Int., .420" Exh.; Lobe Separation 112 Degrees; (1) 55-403B; (1) CS-1103R; (16) HT-817
1	Cam/Lifter Kit	67-62	KC-1014R	Emissions Legal Cam; CARB E.O. No. D-292-1; Hyd.; Pro-2000 Perf. Cam; Duration at .050", 204 Int., 214 Exh.; Valve lift .420" Int., .443" Exh.; Lobe Separation 112 Degrees; (1) 55-403B; (1) CS-1014R; (16) HT-817
1	Cam/Lifter Kit	67-62	KC-1106R	Emissions Legal Cam; CARB E.O. No. D-292-1; Hyd.; Pro-3000 Perf. Cam; Duration at .050", 214 Int., 224 Exh.; Valve lift .443" Int., .465" Exh.; Lobe Separation 112 Degrees; (1) 55-403B; (1) CS-1106R; (16) HT-817
1	Cam/Lifter Kit	67-62	KC-274	Hyd.; (1) 55-403B; (1) CS-274; (16) HT-817
1	Cam/Lifter Kit	61-57	KC-1103R	Exc. w/high lift cam; Emissions Legal Cam; CARB E.O. No. D-292-1; Hyd.; Pro-1500 Perf. Cam; Duration at .050", 194 Int., 204 Exh.; Valve lift .398" Int., .420" Exh.; Lobe Separation 112 Degrees; (1) 55-403B; (1) CS-1103R; (16) HT-817
1	Cam/Lifter Kit	61-57	KC-1014R	Exc. w/high lift cam; Emissions Legal Cam; CARB E.O. No. D-292-1; Hyd.; Pro-2000 Perf. Cam; Duration at .050", 204 Int., 214 Exh.; Valve lift .420" Int., .443" Exh.; Lobe Separation 112 Degrees; (1) 55-403B; (1) CS-1014R; (16) HT-817
1	Cam/Lifter Kit	61-57	KC-1106R	Exc. w/high lift cam; Emissions Legal Cam; CARB E.O. No. D-292-1; Hyd.; Pro-3000 Perf. Cam; Duration at .050", 214 Int., 224 Exh.; Valve lift .443" Int., .465" Exh.; Lobe Separation 112 Degrees; (1) 55-403B; (1) CS-1106R; (16) HT-817
1	Cam/Lifter Kit	61-57	KC-274	Exc. w/high lift cam; Hyd.; (1) 55-403B; (1) CS-274; (16) HT-817
1	Cam/Lifter/Timing Kit	67	KCT-274	Hyd.; w/.405" tooth width sprocket; (1) 55-403B; (1) CS-274; (16) HT-817; (1) KT3-499S
QTY	PUSH ROD	YEARS	PART NO.	DESCRIPTION
16	Push Rod	67-57	RP-3093 Std Only	7.7940" O.A.L.
16	Push Rod	67-57	RP-3212R Std-100-150-200	Chrome-Moly; 7.7900" O.A.L.
16	Push Rod, Bulk	67-57	BRP-3093 Std Only	Carton of 100; 7.7940" O.A.L.
16	Push Rod, Bulk	67-57	BRP-3212R Std-100	Chrome-Moly; Carton of 100; 7.7900" O.A.L.
QTY	ROCKER PARTS	YEARS	PART NO.	DESCRIPTION
16	Arm Assy.	67-57	R-826 Std Only	Incl. arm, ball & nut
16	Arm Assy., Bulk	67-57	R-826B Std Only	Incl. arm, ball & nut; Carton of 64
16	Arm	67-57	R-826A Std Only	
16	Rocker Arm Ball	67-57	MR-1783 Std Only	
16	Nut	67-57	MR-1751 Std Only	Self-locking, 3/8" x 24 threads
16	Stud	67-57	MR-1752 Std Only	.003" O/S; 3/8" x 24 x 2.495"
16	Stud	67-57	MR-1949 Std Only	.372" x 24 x 2.495"

VALVE TRAIN

VALVE TRAIN

(continued on next page)

GM Car (Incl. Buick, Cad., Chev., Olds., Pontiac)

283 4.6L (4638cc) OHV V8 (16 Valve) (Chevrolet), 3.875" Bore (GMC Eng.), 4 Bbl. 1967-1957 147
(cont.)

QTY	VALVE	YEARS	PART NO.	DESCRIPTION
8	Exhaust	67-57	V-1888X Std Only	Chrome plated stem; Stellite face; 1.5000" Head Dia., 0.3412" Stem Dia., 4.9230" O.A.L.
8	Exhaust	67-57	V-1199 Std-3-5-15-30	VINTAGE; 1.5000" Head Dia., 0.3415" Stem Dia., 4.9280" O.A.L.
8	Exhaust, Bulk	67-57	V-1199B Std Only	VINTAGE; Carton of 25; 1.5000" Head Dia., 0.3415" Stem Dia., 4.9280" O.A.L.
8	Intake	67-57	V-1200 Std-3-15-30	VINTAGE; 1.7200" Head Dia., 0.3413" Stem Dia., 4.9170" O.A.L.
8	Intake, Bulk	67-57	V-1200B Std Only	VINTAGE; Carton of 25; 1.7200" Head Dia., 0.3413" Stem Dia., 4.9170" O.A.L.
QTY	VALVE SPRING	YEARS	PART NO.	DESCRIPTION
8	Spring	67	VS-677 Std Only	Incl. damper; 2.0300" Free Height
16	Spring	67	VS-739R Std Only	Optional-H/D; 2.0000" Free Height
8	Spring	66-57	VS-521 Std Only	Incl. damper; 2.1090" Free Height
8	Spring, Bulk	67	VS-677B Std Only	Incl. damper; Carton of 250; 2.0300" Free Height
16	Spring, Bulk	67	VS-739RB Std Only	Optional-H/D; Carton of 300; 2.0000" Free Height
QTY	VALVE SEAL	YEARS	PART NO.	DESCRIPTION
16	Valve Stem Seal	67-60	MV-1233C Std Only	O-Ring; (RBB) Rubber
16	Valve Stem Seal	67-57	MV-1598C Std Only	Umbrella type; (RBB) Rubber
16	Valve Stem Seal	67-57	ST-2001 Std Only	Use w/O.E. guide; Positive type; Installation requires valve guide machining; (RBBTF) Rubber/PTFE
16	Valve Stem Seal	67-57	MV-1903 Std Only	Use w/repair guide; Positive type; (RBB) Rubber
16	Valve Stem Seal	63-61	ST-2018R Std Only	Positive type; Installation requires valve guide machining; Use w/double spring; (TFL) PTFE
8	Valve Stem Seal	59	MV-1233C Std Only	Loc. Exh.; O-Ring; (RBB) Rubber
8	Valve Stem Seal	59	MV-1711 Std Only	VINTAGE; Loc. Int.; Positive type; Carton of 100; (RBB) Rubber
16	Valve Stem Seal	58-57	MV-1233C Std Only	O-Ring; (RBB) Rubber
16	Valve Stem Seal Bulk	67-60	MV-1233 Std Only	O-Ring; Carton of 100; (RBB) Rubber
16	Valve Stem Seal Bulk	67-57	MV-1598 Std Only	Umbrella type; Carton of 100; (RBB) Rubber
16	Valve Stem Seal Bulk	67-57	ST-2001BC Std Only	Use w/O.E. guide; Positive type; Installation requires valve guide machining; Carton of 100; (RBBTF) Rubber/PTFE
16	Valve Stem Seal Bulk	63-61	ST-2018RBC Std Only	Positive type; Installation requires valve guide machining; Carton of 100; Use w/double spring; (TFL) PTFE
8	Valve Stem Seal Bulk	59	MV-1233 Std Only	Loc. Exh.; O-Ring; Carton of 100; (RBB) Rubber
16	Valve Stem Seal Bulk	58-57	MV-1233 Std Only	O-Ring; Carton of 100; (RBB) Rubber
QTY	VALVE SEAT	YEARS	PART NO.	DESCRIPTION
8	Seat	67-57	245-1562-2 Std Only	Loc. Exh.; 1.5675" OD, 1.3125" ID, 0.2480" Depth
8	Seat	67-57	245-1562-2N Std Only	Loc. Exh.; Premium Material; 1.5675" OD, 1.3125" ID, 0.2480" Depth
8	Seat	67-57	245-1812-3 Std Only	Loc. Int.; 1.8175" OD, 1.5000" ID, 0.2160" Depth
QTY	VALVE, MISC	YEARS	PART NO.	DESCRIPTION
32	Keeper	67-57	VK-115A Std Only	1 groove; Square cut key groove; Carton pack 24
32	Keeper	67-57	VK-115 Std Only	1 groove; Square cut key groove; Carton pack 32
32	Keeper	67-57	VK-115R Std Only	1 groove; Square cut key groove; Hardened
32	Keeper, Bulk	67-57	VK-115B Std Only	1 groove; Square cut key groove; Carton of 1000
16	Spring Insert	67-57	259-203C Std Only	.015"; Carton of 100
16	Spring Insert	67-57	259-203B Std Only	.030"; Carton of 100
16	Spring Insert	67-57	259-203BRS Std Only	.030"; Carton of 500
16	Spring Insert	67-57	259-203A Std Only	.060"; Carton of 100
16	Spring Insert	67-57	259-203ARS Std Only	.060"; Carton of 500
8	Rotocap	66-57	RC-157S Std Only	Loc. Exh.
QTY	PISTON	YEARS	PART NO.	DESCRIPTION
8	Cast Piston	67-57	235NP Std-20-30-40-60	VINTAGE; Cast; .9278" Pin Dia.; 2 Rings 5/64 Groove, 1 Ring 3/16 Groove, 1.780 CD, Flat Head w/4 valve reliefs
8	Cast Piston - Individual	67-57	W235NP Std-20-30-40-60	VINTAGE; Cast; .9278" Pin Dia.; 2 Rings 5/64 Groove, 1 Ring 3/16 Groove, 1.780 CD, Flat Head w/4 valve reliefs
QTY	RINGS	YEARS	PART NO.	DESCRIPTION
1	Premium Set	67-57	E-245K Std-20-30-40-60	VINTAGE; 2-5/64, 1-3/16; Premium Moly
1	Standard Set	67-57	E-245X Std-20-30-40-60-80	VINTAGE; 2-5/64, 1-3/16; Iron
QTY	ENGINE BEARINGS	YEARS	PART NO.	DESCRIPTION
1	Main Set	67-57	138M Std-1-1X-10	Performance; 3/4 grooved
1	Main Set	67-57	138M 1X Std-1-1X-10	Performance; 3/4 grooved; .001" Oversize ID
1	Main Set	67-57	994M Std-1-10-20-30-40	VINTAGE
1	Rod Set	67-57	8-7065CH Std-1-1X-10	Performance
1	Rod Set	67-57	C8-7065CH Std-1-10	Performance; DUROSHIELD® coated bearings; w/o Dowel hole
1	Rod Set	67-57	8-2020CP Std-10-20-30-40	VINTAGE
8	Rod Pair	67-57	2020CP Std-1-2-10-20-30-40-50	

(continued on next page)

GM Car (Incl. Buick, Cad., Chev., Olds., Pontiac)

147 283 4.6L (4638cc) OHV V8 (16 Valve) (Chevrolet), 3.875" Bore (GMC Eng.), 4 Bbl. 1967-1957
(cont.)

	ENGINE BEARINGS				
QTY	(cont.)	YEARS	PART NO.	DESCRIPTION	
1	Cam Set	67-64	1750M Std Only	2.030" housing bore	
1	Cam Set	67-64	1235M Std-1-10	Babbitt material; Full round design	
1	Cam Set	67-64	1749M Std Only	Bi-Metal Aluminum	
1	Cam Set	67-64	2100M Std Only	Race Performance	
1	Cam Set	63-57	1145M Std Only	VINTAGE; Babbitt material; Full round design	
QTY	OIL PUMP	YEARS	PART NO.	DESCRIPTION	
1	Oil Pump	67-64	224-4146	Exc. Chevrolet Chevy II Base, Nova Base I Pontiac Acadian Base; 5/8" inlet	
1	Oil Pump	67-64	224-4143	Exc. Chevrolet Chevy II Base, Nova Base I Pontiac Acadian Base; High Volume, check pan for clearance; 5/8" inlet; Use shaft w/steel guide	
1	Oil Pump	67-64	224-4149	Chevrolet Chevy II Base, Nova Base I Pontiac Acadian Base; VINTAGE; w/shallow sump oil pan	
1	Oil Pump	63-58	224-4146	5/8" inlet	
1	Oil Pump	63-58	224-4143	High Volume, check pan for clearance; 5/8" inlet; Use shaft w/steel guide	
1	Oil Pump	57	224-43363	VINTAGE	
1	Inter. Shaft	67-64	224-6146E	Exc. Chevrolet Chevy II Base, Nova Base I Pontiac Acadian Base; Has steel shaft guide; Eliminates nylon shaft guide	
1	Inter. Shaft	67-64	224-6146	Exc. Chevrolet Chevy II Base, Nova Base I Pontiac Acadian Base; Use w/nylon shaft guide	
1	Inter. Shaft	63-58	224-6146E	Has steel shaft guide; Eliminates nylon shaft guide	
1	Inter. Shaft	63-58	224-6146	Use w/nylon shaft guide	
1	Oil Pump Shaft Guide	67-57	224-43343	Use w/224-6146; Nylon	
1	Screen Assy.	67-65	224-1246	Exc. Chevrolet Chevy II Base, Nova Base I Pontiac Acadian Base; 5/8" inlet tube	
1	Screen Assy.	64	224-1146	Exc. Chevrolet Chevy II Base, Nova Base I Pontiac Acadian Base; VINTAGE; 5/8" inlet	
1	Screen Assy.	63-58	224-1146	VINTAGE; 5/8" inlet	
QTY	GASKETS	YEARS	PART NO.	DESCRIPTION	
1	Kit Gasket Set	67-59	260-1079	Premium set; Hi-Perf.; Header gskts. incl.; Complete set	
1	Kit Gasket Set	67-59	260-1000	VINTAGE; Head bolts not incl.	
1	Kit Gasket Set	67-59	260-1000AT	VINTAGE; Head bolts not incl.; PermaDryPlus® valve cover & oil pan gskts. incl.; PermaDryPlus® water outlet gskt. incl.	
1	Kit Gasket Set	58-57	260-1000	VINTAGE; Rear main brg. seal not incl.; Head bolts not incl.	
1	Kit Gasket Set	58-57	260-1000AT	VINTAGE; Rear main brg. seal not incl.; Head bolts not incl.; PermaDryPlus® valve cover & oil pan gskts. incl.; PermaDryPlus® water outlet gskt. incl.	
2	Head Bolt Set	67-57	260-2500 Std Only	Replacement recommended	
QTY	FREEZE PLUGS	YEARS	PART NO.	DESCRIPTION	
1	Steel Block Plug Kit	67-58	381-4011		
1	Steel Deep Cup Freeze Plug	67-58	381-3095	0.500" Diameter	
1	Steel Deep Cup Freeze Plug	67-58	381-3041	1.625" Diameter	
1	Steel Shallow Cup Freeze Plug	67-58	381-2078	2.109" Diameter	

148 283 4.6L (4638cc) OHV V8 (16 Valve) (Chevrolet), 3.875" Bore (GMC Eng.), MFI 1961-1957

	TIMING				
QTY	(cont.)	YEARS	PART NO.	DESCRIPTION	
1	3 Piece Set	61-60	KT3-163S	H/D; Incl. double rlr. type chain; (1) 222-163; (1) 223-288; (1) 223-289	
1	3 Piece Set	61-57	KT3-489S	VINTAGE; (1) 222-489; (1) 223-261; (1) 223-262	
1	3 Piece Set	58-57	KT3-163S	Chevrolet Corvette Base; H/D; Incl. double rlr. type chain; (1) 222-163; (1) 223-288; (1) 223-289	
1	Timing Set w/Gaskets	61-57	CTS-1002	VINTAGE; Incl. double rlr. type chain	
1	Timing Chain	61-60	222-163	H/D; Double rlr.; 58 Links	
1	Timing Chain	61-57	222-489	VINTAGE; 46 Links	
1	Timing Chain	58-57	222-163	Chevrolet Corvette Base; H/D; Double rlr.; 58 Links	
1	Crank Sprocket	61-60	223-289	H/D; Double row; 22 Teeth	
1	Crank Sprocket	61-57	223-262	VINTAGE; 18 Teeth	
1	Crank Sprocket	58-57	223-289	Chevrolet Corvette Base; H/D; Double row; 22 Teeth	
1	Cam Sprocket	61-60	223-288	H/D; Double row; 44 Teeth	
1	Cam Sprocket	61-57	223-261	VINTAGE; 36 Teeth	
1	Cam Sprocket	58-57	223-288	Chevrolet Corvette Base; H/D; Double row; 44 Teeth	
QTY	CAMSHAFT/LIFTER	YEARS	PART NO.	DESCRIPTION	
1	Camshaft	59-57	CS-274	Exc. w/high lift cam; Hydraulic, (050) Duration at .050 Lobe Lift, 203 Exh., 194 Int., 112 Degrees Lobe Separation	

(continued on next page)

GM Car (Incl. Buick, Cad., Chev., Olds., Pontiac)

283 4.6L (4638cc) OHV V8 (16 Valve) (Chevrolet), 3.875" Bore (GMC Eng.), MFI 1961-1957 148
(cont.)

QTY	CAMSHAFT/LIFTER	YEARS	PART NO.	DESCRIPTION
1	(cont.) Performance Cam	61-57	CS-1103R	Emissions Legal Cam; CARB E.O. No. D-292-1; Pro-1500 Perf. Cam; 0.42" Exh. Valve Lift, 0.398" Int. Valve Lift, Hydraulic, (050) Duration at .050 Lobe Lift, 204 Exh., 194 Int., 112 Degrees Lobe Separation
1	Performance Cam	61-57	CS-1014R	Emissions Legal Cam; CARB E.O. No. D-292-1; Pro-2000 Perf. Cam; 0.443" Exh. Valve Lift, 0.42" Int. Valve Lift, Hydraulic, (050) Duration at .050 Lobe Lift, 214 Exh., 204 Int., 112 Degrees Lobe Separation
1	Performance Cam	61-57	CS-1106R	Emissions Legal Cam; CARB E.O. No. D-292-1; Pro-3000 Perf. Cam; 0.465" Exh. Valve Lift, 0.443" Int. Valve Lift, Hydraulic, (050) Duration at .050 Lobe Lift, 224 Exh., 214 Int., 112 Degrees Lobe Separation
1	Performance Cam	61-57	CS-113R	w/high lift cam; Pro-5000 Perf. Cam; 0.401" Exh. Valve Lift, 0.395" Int. Valve Lift, Mechanical, (050) Duration at .050 Lobe Lift, 230 Exh., 228 Int., 110 Degrees Lobe Separation
1	Prelube		55-403 Std Only	1.5 oz. packet
1	Prelube		55-400 Std Only	4 oz. bottle; 1.5 oz. packet No. 55-403 also avail.
16	Lifter	61-57	HT-817 Std Only	Exc. w/high lift cam; Hyd.
16	Lifter	61-57	AT-992 Std Only	w/high lift cam; Speed-Pro Mech.
16	Lifter, Bulk	61-57	HT-817B Std Only	Exc. w/high lift cam; Hyd.; Carton of 128
16	Lifter, Bulk	61-57	AT-992B Std Only	w/high lift cam; Speed-Pro Mech.; Carton of 128
QTY	CAM KIT	YEARS	PART NO.	DESCRIPTION
1	Cam/Lifter Kit	61-57	KC-1103R	Exc. w/high lift cam; Emissions Legal Cam; CARB E.O. No. D-292-1; Hyd.; Pro-1500 Perf. Cam; Duration at .050", 194 Int., 204 Exh.; Valve lift .398" Int., .420" Exh.; Lobe Separation 112 Degrees; (1) 55-403B; (1) CS-1103R; (16) HT-817
1	Cam/Lifter Kit	61-57	KC-1014R	Exc. w/high lift cam; Emissions Legal Cam; CARB E.O. No. D-292-1; Hyd.; Pro-2000 Perf. Cam; Duration at .050", 204 Int., 214 Exh.; Valve lift .420" Int., .443" Exh.; Lobe Separation 112 Degrees; (1) 55-403B; (1) CS-1014R; (16) HT-817
1	Cam/Lifter Kit	61-57	KC-1106R	Exc. w/high lift cam; Emissions Legal Cam; CARB E.O. No. D-292-1; Hyd.; Pro-3000 Perf. Cam; Duration at .050", 214 Int., 224 Exh.; Valve lift .443" Int., .465" Exh.; Lobe Separation 112 Degrees; (1) 55-403B; (1) CS-1106R; (16) HT-817
1	Cam/Lifter Kit	59-57	KC-274	Exc. w/high lift cam; Hyd.; (1) 55-403B; (1) CS-274; (16) HT-817
QTY	PUSH ROD	YEARS	PART NO.	DESCRIPTION
16	Push Rod	61-57	RP-3093 Std Only	7.7940" O.A.L.
16	Push Rod	61-57	RP-3212R Std-100-150-200	Chrome-Moly; 7.7900" O.A.L.
16	Push Rod, Bulk	61-57	BRP-3093 Std Only	Carton of 100; 7.7940" O.A.L.
16	Push Rod, Bulk	61-57	BRP-3212R Std-100	Chrome-Moly; Carton of 100; 7.7900" O.A.L.
QTY	ROCKER PARTS	YEARS	PART NO.	DESCRIPTION
16	Arm Assy.	61-57	R-826 Std Only	Incl. arm, ball & nut
16	Arm Assy., Bulk	61-57	R-826B Std Only	Incl. arm, ball & nut; Carton of 64
16	Arm	61-57	R-826A Std Only	
16	Rocker Arm Ball	61-57	MR-1783 Std Only	
16	Nut	61-57	MR-1751 Std Only	Self-locking, 3/8" x 24 threads
16	Stud	61-57	MR-1752 Std Only	.003" O/S; 3/8" x 24 x 2.495"
16	Stud	61-57	MR-1949 Std Only	.372" x 24 x 2.495"
QTY	VALVE	YEARS	PART NO.	DESCRIPTION
8	Exhaust	61-57	V-1888X Std Only	Chrome plated stem; Stellite face; 1.5000" Head Dia., 0.3412" Stem Dia., 4.9230" O.A.L.
8	Exhaust	61-57	V-1199 Std-3-5-15-30	VINTAGE; 1.5000" Head Dia., 0.3415" Stem Dia., 4.9280" O.A.L.
8	Exhaust, Bulk	61-57	V-1199B Std Only	VINTAGE; Carton of 25; 1.5000" Head Dia., 0.3415" Stem Dia., 4.9280" O.A.L.
8	Intake	61-57	V-1200 Std-3-15-30	VINTAGE; 1.7200" Head Dia., 0.3413" Stem Dia., 4.9170" O.A.L.
8	Intake, Bulk	61-57	V-1200B Std Only	VINTAGE; Carton of 25; 1.7200" Head Dia., 0.3413" Stem Dia., 4.9170" O.A.L.
QTY	VALVE SPRING	YEARS	PART NO.	DESCRIPTION
8	Spring	61-57	VS-521 Std Only	Incl. damper; 2.1090" Free Height
QTY	VALVE SEAL	YEARS	PART NO.	DESCRIPTION
16	Valve Stem Seal	61-60	MV-1233C Std Only	O-Ring; (RBB) Rubber
16	Valve Stem Seal	61	ST-2018R Std Only	Positive type; Installation requires valve guide machining; Use w/double spring; (TFL) PTFE

VALVE TRAIN

VALVE TRAIN

(continued on next page)

GM Car (Incl. Buick, Cad., Chev., Olds., Pontiac)

148 283 4.6L (4638cc) OHV V8 (16 Valve) (Chevrolet), 3.875" Bore (GMC Eng.), MFI 1961-1957
(cont.)

QTY	VALVE SEAL (cont.)	YEARS	PART NO.	DESCRIPTION
16	Valve Stem Seal	61-57	MV-1598C Std Only	Umbrella type; (RBB) Rubber
16	Valve Stem Seal	61-57	ST-2001 Std Only	Use w/O.E. guide; Positive type; Installation requires valve guide machining; (RBBTF) Rubber/PTFE
16	Valve Stem Seal	61-57	MV-1903 Std Only	Use w/repair guide; Positive type; (RBB) Rubber
8	Valve Stem Seal	59	MV-1233C Std Only	Loc. Exh.; O-Ring; (RBB) Rubber
8	Valve Stem Seal	59	MV-1711 Std Only	VINTAGE; Loc. Int.; Positive type; Carton of 100; (RBB) Rubber
16	Valve Stem Seal	58-57	MV-1233C Std Only	O-Ring; (RBB) Rubber
16	Valve Stem Seal Bulk	61-60	MV-1233 Std Only	O-Ring; Carton of 100; (RBB) Rubber
16	Valve Stem Seal Bulk	61	ST-2018RBC Std Only	Positive type; Installation requires valve guide machining; Carton of 100; Use w/double spring; (TFL) PTFE
16	Valve Stem Seal Bulk	61-57	MV-1598 Std Only	Umbrella type; Carton of 100; (RBB) Rubber
16	Valve Stem Seal Bulk	61-57	ST-2001BC Std Only	Use w/O.E. guide; Positive type; Installation requires valve guide machining; Carton of 100; (RBBTF) Rubber/PTFE
8	Valve Stem Seal Bulk	59	MV-1233 Std Only	Loc. Exh.; O-Ring; Carton of 100; (RBB) Rubber
16	Valve Stem Seal Bulk	58-57	MV-1233 Std Only	O-Ring; Carton of 100; (RBB) Rubber
QTY	VALVE SEAT	YEARS	PART NO.	DESCRIPTION
8	Seat	61-57	245-1562-2 Std Only	Loc. Exh.; 1.5675" OD, 1.3125" ID, 0.2480" Depth
8	Seat	61-57	245-1562-2N Std Only	Loc. Exh.; Premium Material; 1.5675" OD, 1.3125" ID, 0.2480" Depth
8	Seat	61-57	245-1812-3 Std Only	Loc. Int.; 1.8175" OD, 1.5000" ID, 0.2160" Depth
QTY	VALVE, MISC	YEARS	PART NO.	DESCRIPTION
32	Keeper	61-57	VK-115A Std Only	1 groove; Square cut key groove; Carton pack 24
32	Keeper	61-57	VK-115 Std Only	1 groove; Square cut key groove; Carton pack 32
32	Keeper	61-57	VK-115R Std Only	1 groove; Square cut key groove; Hardened
32	Keeper, Bulk	61-57	VK-115B Std Only	1 groove; Square cut key groove; Carton of 1000
16	Spring Insert	61-57	259-203C Std Only	.015"; Carton of 100
16	Spring Insert	61-57	259-203B Std Only	.030"; Carton of 100
16	Spring Insert	61-57	259-203BRS Std Only	.030"; Carton of 500
16	Spring Insert	61-57	259-203A Std Only	.060"; Carton of 100
16	Spring Insert	61-57	259-203ARS Std Only	.060"; Carton of 500
8	Rotocap	61-57	RC-157S Std Only	Loc. Exh.
QTY	RINGS	YEARS	PART NO.	DESCRIPTION
1	Premium Set	61-57	E-245K Std-20-30-40-60	VINTAGE; 2-5/64, 1-3/16; Premium Moly
1	Standard Set	61-57	E-245X Std-20-30-40-60-80	VINTAGE; 2-5/64, 1-3/16; Iron
QTY	ENGINE BEARINGS	YEARS	PART NO.	DESCRIPTION
1	Main Set	61-57	138M Std-1-1X-10	Performance; 3/4 grooved
1	Main Set	61-57	138M 1X Std-1-1X-10	Performance; 3/4 grooved; .001" Oversize ID
1	Main Set	61-57	994M Std-1-10-20-30-40	VINTAGE
1	Rod Set	61-57	8-7065CH Std-1-1X-10	Performance
1	Rod Set	61-57	C8-7065CH Std-1-10	Performance; DUROSHIELD® coated bearings; w/o Dowel hole
1	Rod Set	61-57	8-2020CP Std-10-20-30-40	VINTAGE
8	Rod Pair	61-57	2020CP Std-1-2-10-20-30-40-50	
1	Cam Set	61-57	1145M Std Only	VINTAGE; Babbitt material; Full round design
QTY	OIL PUMP	YEARS	PART NO.	DESCRIPTION
1	Oil Pump	61-58	224-4146	5/8" inlet
1	Oil Pump	61-58	224-4143	High Volume, check pan for clearance; 5/8" inlet; Use shaft w/steel guide
1	Oil Pump	57	224-43363	VINTAGE
1	Inter. Shaft	61-58	224-6146E	Has steel shaft guide; Eliminates nylon shaft guide
1	Inter. Shaft	61-58	224-6146	Use w/nylon shaft guide
1	Oil Pump Shaft Guide	61-57	224-43343	Use w/224-6146; Nylon
1	Screen Assy.	61-58	224-1146	VINTAGE; 5/8" inlet
QTY	GASKETS	YEARS	PART NO.	DESCRIPTION
1	Kit Gasket Set	61-59	260-1079	Premium set; Hi-Perf.; Header gskts. incl.; Complete set
2	Head Bolt Set	61-57	260-2500 Std Only	Replacement recommended
QTY	FREEZE PLUGS	YEARS	PART NO.	DESCRIPTION
1	Steel Block Plug Kit	61-58	381-4011	
1	Steel Deep Cup Freeze Plug	61-58	381-3095	0.500" Diameter
1	Steel Deep Cup Freeze Plug	61-58	381-3041	1.625" Diameter
1	Steel Shallow Cup Freeze Plug	61-58	381-2078	2.109" Diameter

149 287.2 4.7L (4707cc) OHV V8 (16 Valve) (Pontiac), 3.75" Bore (GMC Eng.), 2 Bbl. 1955

QTY	CAMSHAFT/LIFTER	YEARS	PART NO.	DESCRIPTION
1	Camshaft	55	CS-187	VINTAGE; Hydraulic, (.050) Duration at .050 Lobe Lift, 190 Exh., 190 Int., 111 Degrees Lobe Separation
1	Prelube		55-403 Std Only	1.5 oz. packet

(continued on next page)

GM Car (Incl. Buick, Cad., Chev., Olds., Pontiac)

287.2 4.7L (4707cc) OHV V8 (16 Valve) (Pontiac), 3.75" Bore (GMC Eng.), 2 Bbl. 1955 149
(cont.)

	QTY	CAMSHAFT/LIFTER	YEARS	PART NO.	DESCRIPTION
VALVE TRAIN	1	(cont.) Prelube		55-400 Std Only	4 oz. bottle; 1.5 oz. packet No. 55-403 also avail.
	16	PUSH ROD Push Rod	55	RP-3028 Std Only	VINTAGE; 9.1360" O.A.L.
	16	Push Rod, Bulk	55	BRP-3028 Std Only	VINTAGE; Carton of 100; 9.1360" O.A.L.
	8	VALVE GUIDE Guide	55	VG-5072 Std Only	VINTAGE; Loc. Int.; Cut to fit; 0.3440" ID, 2.8750" O.A.L
	8	Guide, Bulk	55	VG-5072B Std Only	VINTAGE; Loc. Int.; Cut to fit; Carton of 100; 0.3440" ID, 2.8750" O.A.L
	16	VALVE SPRING Spring	55	VS-445 Std Only	VINTAGE; Loc. Inner; 1.8120" Free Height
	16	Spring	55	VS-446 Std Only	VINTAGE; Loc. Outer; 1.9800" Free Height
	16	VALVE SEAL Valve Stem Seal	55	MV-1233C Std Only	O-Ring; (RBB) Rubber
	16	Valve Stem Seal	55	ST-2018R Std Only	Positive type; Installation requires valve guide machining; Use w/double spring; (TFL) PTFE
	16	Valve Stem Seal Bulk	55	MV-1233 Std Only	O-Ring; Carton of 100; (RBB) Rubber
16	Valve Stem Seal Bulk	55	ST-2018RBC Std Only	Positive type; Installation requires valve guide machining; Carton of 100; Use w/double spring; (TFL) PTFE	
32	VALVE, MISC Keeper	55	VK-115A Std Only	1 groove; Square cut key groove; Carton pack 24	
32	Keeper	55	VK-115 Std Only	1 groove; Square cut key groove; Carton pack 32	
32	Keeper	55	VK-115R Std Only	1 groove; Square cut key groove; Hardened	
32	Keeper, Bulk	55	VK-115B Std Only	1 groove; Square cut key groove; Carton of 1000	
BLOCK	1	RINGS Premium Set	55	E-240K 20 20-30-40-60	2-5/64, 1-3/16; Premium Moly
	1	Standard Set	55	E-240X Std-30-40-60	2-5/64, 1-3/16; Iron
	1	SLEEVE Repair Sleeve	55	SL-19M Std Only	3/32" wall, must be cut to correct length
1	OIL PUMP Inter. Shaft	55	224-61236		

287.2 4.7L (4707cc) OHV V8 (16 Valve) (Pontiac), 3.75" Bore (GMC Eng.), 4 Bbl. 1955 150

VALVE TRAIN	1	CAMSHAFT/LIFTER Camshaft	55	CS-187	VINTAGE; Hydraulic, (050) Duration at .050 Lobe Lift, 190 Exh., 190 Int., 111 Degrees Lobe Separation
	1	Prelube		55-403 Std Only	1.5 oz. packet
	1	Prelube		55-400 Std Only	4 oz. bottle; 1.5 oz. packet No. 55-403 also avail.
	16	PUSH ROD Push Rod	55	RP-3028 Std Only	VINTAGE; 9.1360" O.A.L.
	16	Push Rod, Bulk	55	BRP-3028 Std Only	VINTAGE; Carton of 100; 9.1360" O.A.L.
	8	VALVE GUIDE Guide	55	VG-5072 Std Only	VINTAGE; Loc. Int.; Cut to fit; 0.3440" ID, 2.8750" O.A.L
	8	Guide, Bulk	55	VG-5072B Std Only	VINTAGE; Loc. Int.; Cut to fit; Carton of 100; 0.3440" ID, 2.8750" O.A.L
	16	VALVE SPRING Spring	55	VS-445 Std Only	VINTAGE; Loc. Inner; 1.8120" Free Height
	16	Spring	55	VS-446 Std Only	VINTAGE; Loc. Outer; 1.9800" Free Height
	16	VALVE SEAL Valve Stem Seal	55	MV-1233C Std Only	O-Ring; (RBB) Rubber
16	Valve Stem Seal	55	ST-2018R Std Only	Positive type; Installation requires valve guide machining; Use w/double spring; (TFL) PTFE	
16	Valve Stem Seal Bulk	55	MV-1233 Std Only	O-Ring; Carton of 100; (RBB) Rubber	
16	Valve Stem Seal Bulk	55	ST-2018RBC Std Only	Positive type; Installation requires valve guide machining; Carton of 100; Use w/double spring; (TFL) PTFE	
32	VALVE, MISC Keeper	55	VK-115A Std Only	1 groove; Square cut key groove; Carton pack 24	
32	Keeper	55	VK-115 Std Only	1 groove; Square cut key groove; Carton pack 32	
32	Keeper	55	VK-115R Std Only	1 groove; Square cut key groove; Hardened	
32	Keeper, Bulk	55	VK-115B Std Only	1 groove; Square cut key groove; Carton of 1000	
1	RINGS Premium Set	55	E-240K 20 20-30-40-60	2-5/64, 1-3/16; Premium Moly	
1	Standard Set	55	E-240X Std-30-40-60	2-5/64, 1-3/16; Iron	
1	SLEEVE Repair Sleeve	55	SL-19M Std Only	3/32" wall, must be cut to correct length	

(continued on next page)

GM Car (Incl. Buick, Cad., Chev., Olds., Pontiac)

150 287.2 4.7L (4707cc) OHV V8 (16 Valve) (Pontiac), 3.75" Bore (GMC Eng.), 4 Bbl. 1955
(cont.)

QTY	OIL PUMP	YEARS	PART NO.	DESCRIPTION
1	Inter. Shaft	55	224-61236	

151 300 4.9L (4917cc) OHV V8 (16 Valve) (Buick), 3.75" Bore (GMC Eng.), 2 Bbl. "Eng. Code KL" 1964

QTY	TIMING	YEARS	PART NO.	DESCRIPTION
1	3 Piece Set	64	KT3-359S	VINTAGE; (1) 222-359; (1) 223-323; (1) 223-334
1	Timing Chain	64	222-359	54 Links
1	Crank Sprocket	64	223-323	20 Teeth
QTY	CAMSHAFT/LIFTER	YEARS	PART NO.	DESCRIPTION
1	Camshaft	64	CS-364	VINTAGE; Hydraulic, (050) Duration at .050 Lobe Lift, 186 Exh., 186 Int., 109 Degrees Lobe Separation
1	Prelube		55-403	1.5 oz. packet
1	Prelube		55-400	4 oz. bottle; 1.5 oz. packet No. 55-403 also avail.
16	Lifter	64	HT-896	VINTAGE; Hyd.
16	Lifter, Bulk	64	HT-896B	VINTAGE; Hyd.; Carton of 126
QTY	VALVE SPRING	YEARS	PART NO.	DESCRIPTION
16	Spring	64	VS-521	Incl. damper; 2.1090" Free Height
QTY	VALVE SEAL	YEARS	PART NO.	DESCRIPTION
16	Valve Stem Seal	64	ST-2001	Positive type; Installation requires valve guide machining; (RBBTF) Rubber/PTFE
16	Valve Stem Seal Bulk	64	ST-2001BC	Positive type; Installation requires valve guide machining; Carton of 100; (RBBTF) Rubber/PTFE
QTY	PISTON	YEARS	PART NO.	DESCRIPTION
8	Cast Piston	64	279P	Std-20-30-40-60 VINTAGE; Cast; .9397" Pin Dia.; 2 Rings 5/64 Groove, 1 Ring 3/16 Groove, 1.835 CD, Recessed Head .227 deep x 3.050 dia. - 8.4:1 C.R.
8	Cast Piston - Individual	64	W279P	Std-20-30-40-60 VINTAGE; Cast; .9397" Pin Dia.; 2 Rings 5/64 Groove, 1 Ring 3/16 Groove, 1.835 CD, Recessed Head .227 deep x 3.050 dia. - 8.4:1 C.R.
QTY	RINGS	YEARS	PART NO.	DESCRIPTION
1	Premium Set	64	E-240K 20	20-30-40-60 2-5/64, 1-3/16; Premium Moly
1	Standard Set	64	E-240X	Std-30-40-60 2-5/64, 1-3/16; Iron
QTY	SLEEVE	YEARS	PART NO.	DESCRIPTION
1	Repair Sleeve	64	SL-19M	Std Only 3/32" wall, must be cut to correct length
QTY	ENGINE BEARINGS	YEARS	PART NO.	DESCRIPTION
1	Rod Set	64	8-2500RAA	Std-10-20-30-40 A-Series aluminum bearings
8	Rod Pair	64	2500RAA	Std-2-10-20-30-40 A-Series aluminum bearings
1	Cam Set	64	1421M	Std Only
QTY	OIL PUMP	YEARS	PART NO.	DESCRIPTION
1	Pump Repair Kit	64	224-51382	Buick Skylark Base
1	Pump Repair Kit	64	224-518	Gear type
1	Pump Repair Kit	64	224-518V	High Volume; Installation may require timing cover removal
1	Pump Repair Kit	64	224-518TP	Thrust plate kit; Provides new wear surface for scored or worn housing cover; Contains necessary screws, gskts. and instructions

152 300 4.9L (4917cc) OHV V8 (16 Valve) (Buick), 3.75" Bore (GMC Eng.), 4 Bbl. "Eng. Code KP" 1964

QTY	TIMING	YEARS	PART NO.	DESCRIPTION
1	3 Piece Set	64	KT3-359S	VINTAGE; (1) 222-359; (1) 223-323; (1) 223-334
1	Timing Chain	64	222-359	54 Links
1	Crank Sprocket	64	223-323	20 Teeth
QTY	CAMSHAFT/LIFTER	YEARS	PART NO.	DESCRIPTION
1	Camshaft	64	CS-364	VINTAGE; Hydraulic, (050) Duration at .050 Lobe Lift, 186 Exh., 186 Int., 109 Degrees Lobe Separation
1	Prelube		55-403	1.5 oz. packet
1	Prelube		55-400	4 oz. bottle; 1.5 oz. packet No. 55-403 also avail.
16	Lifter	64	HT-896	VINTAGE; Hyd.
16	Lifter, Bulk	64	HT-896B	VINTAGE; Hyd.; Carton of 126
QTY	VALVE SPRING	YEARS	PART NO.	DESCRIPTION
16	Spring	64	VS-521	Incl. damper; 2.1090" Free Height
QTY	VALVE SEAL	YEARS	PART NO.	DESCRIPTION
16	Valve Stem Seal	64	ST-2001	Positive type; Installation requires valve guide machining; (RBBTF) Rubber/PTFE
16	Valve Stem Seal Bulk	64	ST-2001BC	Positive type; Installation requires valve guide machining; Carton of 100; (RBBTF) Rubber/PTFE
QTY	RINGS	YEARS	PART NO.	DESCRIPTION
1	Premium Set	64	E-240K 20	20-30-40-60 2-5/64, 1-3/16; Premium Moly

(continued on next page)

GM Car (Incl. Buick, Cad., Chev., Olds., Pontiac)

300 4.9L (4917cc) OHV V8 (16 Valve) (Buick), 3.75" Bore (GMC Eng.), 4 Bbl. "Eng. Code KP" 1964 152
(cont.)

	QTY	RINGS (cont.)	YEARS	PART NO.	DESCRIPTION
BLOCK	1	Standard Set	64	E-240X Std-30-40-60	2-5/64, 1-3/16; Iron
	1	Repair Sleeve	64	SL-19M Std Only	3/32" wall, must be cut to correct length
	1	ENGINE BEARINGS	64	8-2500RAA Std-10-20-30-40	A-Series aluminum bearings
	8	Rod Pair	64	2500RAA Std-2-10-20-30-40	A-Series aluminum bearings
	1	Cam Set	64	1421M Std Only	
	1	OIL PUMP	64	224-518	Gear type
	1	Pump Repair Kit	64	224-518V	High Volume; Installation may require timing cover removal
	1	Pump Repair Kit	64	224-518TP	Thrust plate kit; Provides new wear surface for scored or worn housing cover; Contains necessary screws, gskts. and instructions

300 4.9L (4917cc) OHV V8 (16 Valve) (Buick), 3.75" Bore (GMC Eng.), 2 Bbl. "Eng. Code LL" 1965 153

	QTY	TIMING	YEARS	PART NO.	DESCRIPTION
VALVE TRAIN	1	3 Piece Set	65	KT3-359S	VINTAGE; (1) 222-359; (1) 223-323; (1) 223-334
	1	Timing Chain	65	222-359	54 Links
	1	Crank Sprocket	65	223-323	20 Teeth
	1	CAMSHAFT/LIFTER	65	CS-364	VINTAGE; Hydraulic, (050) Duration at .050 Lobe Lift, 186 Exh., 186 Int., 109 Degrees Lobe Separation
	1	Prelube		55-403 Std Only	1.5 oz. packet
	1	Prelube		55-400 Std Only	4 oz. bottle; 1.5 oz. packet No. 55-403 also avail.
	16	Lifter	65	HT-896 Std Only	VINTAGE; Hyd.
	16	Lifter, Bulk	65	HT-896B Std Only	VINTAGE; Hyd.; Carton of 126
	16	PUSH ROD	65	RP-3173 Std Only	VINTAGE; 8.7230" O.A.L.
	8	VALVE	65	V-1744 Std Only	VINTAGE; 1.3750" Head Dia., 0.3401" Stem Dia., 4.5430" O.A.L.
	8	VALVE GUIDE	65	VG-5069H Std Only	VINTAGE; Loc. Exh.; Threaded; Hardened; 0.3430" ID, 2.5000" O.A.L.
	16	VALVE SPRING	65	VS-644 Std Only	VINTAGE; 2.0300" Free Height
	16	VALVE SEAL	65	ST-2001 Std Only	Positive type; Installation requires valve guide machining; (RBBTF) Rubber/PTFE
	16	Valve Stem Seal Bulk	65	ST-2001BC Std Only	Positive type; Installation requires valve guide machining; Carton of 100; (RBBTF) Rubber/PTFE
	8	VALVE SEAT	65	245-1437-3 Std Only	Loc. Exh.; 1.4425" OD, 1.1880" ID, 0.2160" Depth
	8	Seat	65	245-1437-3N Std Only	Loc. Exh.; Premium Material; 1.4425" OD, 1.1880" ID, 0.2160" Depth
	8	PISTON	65	279P Std-20-30-40-60	VINTAGE; Cast; .9397" Pin Dia.; 2 Rings 5/64 Groove, 1 Ring 3/16 Groove, 1.835 CD, Recessed Head .227 deep x 3.050 dia. - 8.4:1 C.R.
	8	Cast Piston - Individual	65	W279P Std-20-30-40-60	VINTAGE; Cast; .9397" Pin Dia.; 2 Rings 5/64 Groove, 1 Ring 3/16 Groove, 1.835 CD, Recessed Head .227 deep x 3.050 dia. - 8.4:1 C.R.
	1	RINGS	65	E-240K 20 20-30-40-60	2-5/64, 1-3/16; Premium Moly
	1	Standard Set	65	E-240X Std-30-40-60	2-5/64, 1-3/16; Iron
	1	SLEEVE	65	SL-19M Std Only	3/32" wall, must be cut to correct length
	1	ENGINE BEARINGS	65	8-2500RAA Std-10-20-30-40	A-Series aluminum bearings
	8	Rod Pair	65	2500RAA Std-2-10-20-30-40	A-Series aluminum bearings
	1	Cam Set	65	1421M Std Only	
1	OIL PUMP	65	224-51382	Buick LeSabre Base, Skylark Base	
1	Pump Repair Kit	65	224-518	Gear type	
1	Pump Repair Kit	65	224-518V	High Volume; Installation may require timing cover removal	

(continued on next page)

GM Car (Incl. Buick, Cad., Chev., Olds., Pontiac)

153 300 4.9L (4917cc) OHV V8 (16 Valve) (Buick), 3.75" Bore (GMC Eng.), 2 Bbl. "Eng. Code LL" 1965
(cont.)

QTY	OIL PUMP (cont.) Pump Repair Kit	YEARS	PART NO.	DESCRIPTION
1		65	224-518TP	Thrust plate kit; Provides new wear surface for scored or worn housing cover; Contains necessary screws, gskts. and instructions

154 300 4.9L (4917cc) OHV V8 (16 Valve) (Buick), 3.75" Bore (GMC Eng.), 4 Bbl. "Eng. Code LP" 1965

QTY	TIMING	YEARS	PART NO.	DESCRIPTION
1	3 Piece Set	65	KT3-359S	VINTAGE; (1) 222-359; (1) 223-323; (1) 223-334
1	Timing Chain	65	222-359	54 Links
1	Crank Sprocket	65	223-323	20 Teeth
QTY	CAMSHAFT/LIFTER	YEARS	PART NO.	DESCRIPTION
1	Camshaft	65	CS-364	VINTAGE; Hydraulic, (.050) Duration at .050 Lobe Lift, 186 Exh., 186 Int., 109 Degrees Lobe Separation
1	Prelube		55-403 Std Only	1.5 oz. packet
1	Prelube		55-400 Std Only	4 oz. bottle; 1.5 oz. packet No. 55-403 also avail.
16	Lifter	65	HT-896 Std Only	VINTAGE; Hyd.
16	Lifter, Bulk	65	HT-896B Std Only	VINTAGE; Hyd.; Carton of 126
QTY	PUSH ROD	YEARS	PART NO.	DESCRIPTION
16	Push Rod	65	RP-3173 Std Only	VINTAGE; 8.7230" O.A.L.
QTY	VALVE	YEARS	PART NO.	DESCRIPTION
8	Exhaust	65	V-1744 Std Only	VINTAGE; 1.3750" Head Dia., 0.3401" Stem Dia., 4.5430" O.A.L.
QTY	VALVE GUIDE	YEARS	PART NO.	DESCRIPTION
8	Guide	65	VG-5069H Std Only	VINTAGE; Loc. Exh.; Threaded; Hardened; 0.3430" ID, 2.5000" O.A.L.
QTY	VALVE SPRING	YEARS	PART NO.	DESCRIPTION
16	Spring	65	VS-644 Std Only	VINTAGE; 2.0300" Free Height
QTY	VALVE SEAL	YEARS	PART NO.	DESCRIPTION
16	Valve Stem Seal	65	ST-2001 Std Only	Positive type; Installation requires valve guide machining; (RBBTF) Rubber/PTFE
16	Valve Stem Seal Bulk	65	ST-2001BC Std Only	Positive type; Installation requires valve guide machining; Carton of 100; (RBBTF) Rubber/PTFE
QTY	VALVE SEAT	YEARS	PART NO.	DESCRIPTION
8	Seat	65	245-1437-3 Std Only	Loc. Exh.; 1.4425" OD, 1.1880" ID, 0.2160" Depth
8	Seat	65	245-1437-3N Std Only	Loc. Exh.; Premium Material; 1.4425" OD, 1.1880" ID, 0.2160" Depth
QTY	RINGS	YEARS	PART NO.	DESCRIPTION
1	Premium Set	65	E-240K 20 20-30-40-60	2-5/64, 1-3/16; Premium Moly
1	Standard Set	65	E-240X Std-30-40-60	2-5/64, 1-3/16; Iron
QTY	SLEEVE	YEARS	PART NO.	DESCRIPTION
1	Repair Sleeve	65	SL-19M Std Only	3/32" wall, must be cut to correct length
QTY	ENGINE BEARINGS	YEARS	PART NO.	DESCRIPTION
1	Rod Set	65	8-2500RAA Std-10-20-30-40	A-Series aluminum bearings
8	Rod Pair	65	2500RAA Std-2-10-20-30-40	A-Series aluminum bearings
1	Cam Set	65	1421M Std Only	
QTY	OIL PUMP	YEARS	PART NO.	DESCRIPTION
1	Pump Repair Kit	65	224-518	Gear type
1	Pump Repair Kit	65	224-518V	High Volume; Installation may require timing cover removal
1	Pump Repair Kit	65	224-518TP	Thrust plate kit; Provides new wear surface for scored or worn housing cover; Contains necessary screws, gskts. and instructions

155 300 4.9L (4917cc) OHV V8 (16 Valve) (Buick), 3.75" Bore (GMC Eng.), 2 Bbl. "Eng. Code ML" 1966

QTY	TIMING	YEARS	PART NO.	DESCRIPTION
1	3 Piece Set	66	KT3-359S	VINTAGE; (1) 222-359; (1) 223-323; (1) 223-334
1	Timing Chain	66	222-359	54 Links
1	Crank Sprocket	66	223-323	20 Teeth
QTY	CAMSHAFT/LIFTER	YEARS	PART NO.	DESCRIPTION
1	Camshaft	66	CS-364	VINTAGE; Hydraulic, (.050) Duration at .050 Lobe Lift, 186 Exh., 186 Int., 109 Degrees Lobe Separation
1	Prelube		55-403 Std Only	1.5 oz. packet
1	Prelube		55-400 Std Only	4 oz. bottle; 1.5 oz. packet No. 55-403 also avail.
16	Lifter	66	HT-896 Std Only	VINTAGE; Hyd.
16	Lifter, Bulk	66	HT-896B Std Only	VINTAGE; Hyd.; Carton of 126
QTY	PUSH ROD	YEARS	PART NO.	DESCRIPTION
16	Push Rod	66	RP-3173 Std Only	VINTAGE; 8.7230" O.A.L.

(continued on next page)

GM Car (Incl. Buick, Cad., Chev., Olds., Pontiac)

300 4.9L (4917cc) OHV V8 (16 Valve) (Buick), 3.75" Bore (GMC Eng.), 2 Bbl. "Eng. Code ML" 1966 155
(cont.)

VALVE TRAIN	QTY	VALVE	YEARS	PART NO.	DESCRIPTION	VALVE TRAIN
	8	Exhaust	66	V-1744 Std Only	VINTAGE; 1.3750" Head Dia., 0.3401" Stem Dia., 4.5430" O.A.L.	
	8	VALVE GUIDE Guide	66	VG-5069H Std Only	VINTAGE; Loc. Exh.; Threaded; Hardened; 0.3430" ID, 2.5000" O.A.L.	
	16	VALVE SPRING Spring	66	VS-644 Std Only	VINTAGE; 2.0300" Free Height	
	16	VALVE SEAL Valve Stem Seal	66	ST-2001 Std Only	Positive type; Installation requires valve guide machining; (RBBTF) Rubber/PTFE	
	16	Valve Stem Seal Bulk	66	ST-2001BC Std Only	Positive type; Installation requires valve guide machining; Carton of 100; (RBBTF) Rubber/PTFE	
	8	VALVE SEAT Seat	66	245-1437-3 Std Only	Loc. Exh.; 1.4425" OD, 1.1880" ID, 0.2160" Depth	
	8	Seat	66	245-1437-3N Std Only	Loc. Exh.; Premium Material; 1.4425" OD, 1.1880" ID, 0.2160" Depth	
BLOCK	8	PISTON Cast Piston	66	279P Std-20-30-40-60	VINTAGE; Cast; .9397" Pin Dia.; 2 Rings 5/64 Groove, 1 Ring 3/16 Groove, 1.835 CD, Recessed Head .227 deep x 3.050 dia. - 8.4:1 C.R.	BLOCK
	8	Cast Piston - Individual	66	W279P Std-20-30-40-60	VINTAGE; Cast; .9397" Pin Dia.; 2 Rings 5/64 Groove, 1 Ring 3/16 Groove, 1.835 CD, Recessed Head .227 deep x 3.050 dia. - 8.4:1 C.R.	
	1	RINGS Premium Set	66	E-240K 20 20-30-40-60	2-5/64, 1-3/16; Premium Moly	
	1	Standard Set	66	E-240X Std-30-40-60	2-5/64, 1-3/16; Iron	
	1	SLEEVE Repair Sleeve	66	SL-19M Std Only	3/32" wall, must be cut to correct length	
	1	ENGINE BEARINGS Rod Set	66	8-2500RAA Std-10-20-30-40	A-Series aluminum bearings	
	8	Rod Pair	66	2500RAA Std-2-10-20-30-40	A-Series aluminum bearings	
1	Cam Set	66	1421M Std Only			
	1	OIL PUMP Pump Repair Kit	66	224-51382	Buick Skylark Base	
	1	Pump Repair Kit	66	224-518	Gear type	
	1	Pump Repair Kit	66	224-518V	High Volume; Installation may require timing cover removal	
	1	Pump Repair Kit	66	224-518TP	Thrust plate kit; Provides new wear surface for scored or worn housing cover; Contains necessary screws, gskts. and instructions	

300 4.9L (4917cc) OHV V8 (16 Valve) (Buick), 3.75" Bore (GMC Eng.), 2 Bbl. "Eng. Code NL" 1967 156

VALVE TRAIN	QTY	TIMING	YEARS	PART NO.	DESCRIPTION	VALVE TRAIN
	1	3 Piece Set	67	KT3-359S	VINTAGE; (1) 222-359; (1) 223-323; (1) 223-334	
	1	Timing Chain	67	222-359	54 Links	
	1	Crank Sprocket	67	223-323	20 Teeth	
	1	CAMSHAFT/LIFTER Camshaft	67	CS-364	VINTAGE; Hydraulic, (050) Duration at .050 Lobe Lift, 186 Exh., 186 Int., 109 Degrees Lobe Separation	
	1	Prelube		55-403 Std Only	1.5 oz. packet	
	1	Prelube		55-400 Std Only	4 oz. bottle; 1.5 oz. packet No. 55-403 also avail.	
	16	Lifter	67	HT-896 Std Only	VINTAGE; Hyd.	
	16	Lifter, Bulk	67	HT-896B Std Only	VINTAGE; Hyd.; Carton of 126	
	16	PUSH ROD Push Rod	67	RP-3173 Std Only	VINTAGE; 8.7230" O.A.L.	
	8	VALVE Exhaust	67	V-1744 Std Only	VINTAGE; 1.3750" Head Dia., 0.3401" Stem Dia., 4.5430" O.A.L.	
	8	VALVE GUIDE Guide	67	VG-5069H Std Only	VINTAGE; Loc. Exh.; Threaded; Hardened; 0.3430" ID, 2.5000" O.A.L.	
	16	VALVE SPRING Spring	67	VS-644 Std Only	VINTAGE; 2.0300" Free Height	
	16	VALVE SEAL Valve Stem Seal	67	ST-2001 Std Only	Positive type; Installation requires valve guide machining; (RBBTF) Rubber/PTFE	

(continued on next page)

GM Car (Incl. Buick, Cad., Chev., Olds., Pontiac)

156 300 4.9L (4917cc) OHV V8 (16 Valve) (Buick), 3.75" Bore (GMC Eng.), 2 Bbl. "Eng. Code NL" 1967
(cont.)

QTY	VALVE SEAL (cont.)	YEARS	PART NO.	DESCRIPTION
16	Valve Stem Seal Bulk	67	ST-2001BC Std Only	Positive type; Installation requires valve guide machining; Carton of 100; (RBBTF) Rubber/PTFE
8	VALVE SEAT	67	245-1437-3 Std Only	DESCRIPTION
8	Seat	67	245-1437-3N Std Only	Loc. Exh.; 1.4425" OD, 1.1880" ID, 0.2160" Depth
8	Seat	67		Loc. Exh.; Premium Material; 1.4425" OD, 1.1880" ID, 0.2160" Depth
8	PISTON	67	279P Std-20-30-40-60	DESCRIPTION
8	Cast Piston	67		VINTAGE; Cast; .9397" Pin Dia.; 2 Rings 5/64 Groove, 1 Ring 3/16 Groove, 1.835 CD, Recessed Head .227 deep x 3.050 dia. - 8.4:1 C.R.
8	Cast Piston - Individual	67	W279P Std-20-30-40-60	VINTAGE; Cast; .9397" Pin Dia.; 2 Rings 5/64 Groove, 1 Ring 3/16 Groove, 1.835 CD, Recessed Head .227 deep x 3.050 dia. - 8.4:1 C.R.
1	RINGS	67	E-240K 20 20-30-40-60	DESCRIPTION
1	Premium Set	67		2-5/64, 1-3/16; Premium Moly
1	Standard Set	67	E-240X Std-30-40-60	2-5/64, 1-3/16; Iron
1	SLEEVE	67	SL-19M Std Only	DESCRIPTION
1	Repair Sleeve	67		3/32" wall, must be cut to correct length
1	ENGINE BEARINGS	67	8-2500RAA Std-10-20-30-40	DESCRIPTION
1	Rod Set	67		A-Series aluminum bearings
8	Rod Pair	67	2500RAA Std-2-10-20-30-40	A-Series aluminum bearings
1	Cam Set	67	1421M Std Only	
1	OIL PUMP	67	224-51382	DESCRIPTION
1	Pump Repair Kit	67		Buick Skylark Base
1	Pump Repair Kit	67	224-518	Gear type
1	Pump Repair Kit	67	224-518V	High Volume; Installation may require timing cover removal
1	Pump Repair Kit	67	224-518TP	Thrust plate kit; Provides new wear surface for scored or worn housing cover; Contains necessary screws, gskts. and instructions

157 301 4.9L (4933cc) OHV V8 (16 Valve) (Pontiac), 4" Bore (GMC Eng.), 4 Bbl. "VIN W" 1980-1978

QTY	CAMSHAFT/LIFTER	YEARS	PART NO.	DESCRIPTION
1	Camshaft	80	CS-690	VINTAGE; Hydraulic, (050) Duration at .050 Lobe Lift, 189 Exh., 189 Int., 107 Degrees Lobe Separation
1	Camshaft	79	CS-690	Exc. Buick LeSabre Base, Limited, Sport I Pontiac Bonneville Base, Brougham, Safari, Catalina Base, Safari; VINTAGE; w/M/T; Hydraulic, (050) Duration at .050 Lobe Lift, 189 Exh., 189 Int., 107 Degrees Lobe Separation
1	Prelube		55-403 Std Only	1.5 oz. packet
1	Prelube		55-400 Std Only	4 oz. bottle; 1.5 oz. packet No. 55-403 also avail.
16	Lifter	80-78	HT-969 Std Only	Hyd.; w/.440" wide oil groove
16	Lifter, Bulk	80-78	HT-969B Std Only	Hyd.; Carton of 128
16	PUSH ROD	80-79	RP-3206 Std Only	DESCRIPTION
16	Push Rod	80-79		8.0450" O.A.L.
16	ROCKER PARTS	80-78	R-1032 Std Only	DESCRIPTION
16	Arm Assy.	80-78		Incl. arm, ball & nut
16	Arm Assy., Bulk	80-78	R-1032B Std Only	Incl. arm, ball & nut; Carton of 64
16	Arm	80-78	R-849A Std Only	
16	Nut	80-78	MR-1934 Std Only	3/8" x 24 UNF
8	VALVE GUIDE	80-78	VG-5002 Std Only	DESCRIPTION
8	Guide	80-78		Loc. Exhaust; 0.3420" ID, 3.0600" O.A.L
8	Guide	80-78	VG-5002T Std Only	Loc. Exhaust; Threaded; 0.3430" ID, 3.0630" O.A.L
8	Guide	80-78	VG-5002 Std Only	Loc. Intake; 0.3420" ID, 3.0600" O.A.L
8	Guide	80-78	VG-5002T Std Only	Loc. Intake; Threaded; 0.3430" ID, 3.0630" O.A.L
8	Guide, Bulk	80-78	VG-5002B Std Only	Loc. Exhaust; Carton of 50; 0.3420" ID, 3.0600" O.A.L
8	Guide, Bulk	80-78	VG-5002TB Std Only	Loc. Exhaust; Threaded; Carton of 50; 0.3430" ID, 3.0630" O.A.L
8	Guide, Bulk	80-78	VG-5002B Std Only	Loc. Intake; Carton of 50; 0.3420" ID, 3.0600" O.A.L
8	Guide, Bulk	80-78	VG-5002TB Std Only	Loc. Intake; Threaded; Carton of 50; 0.3430" ID, 3.0630" O.A.L
16	VALVE SPRING	80-78	VS-521 Std Only	DESCRIPTION
16	Spring	80-78		Incl. damper; 2.1090" Free Height
16	VALVE SEAL	80-78	MV-1233C Std Only	DESCRIPTION
16	Valve Stem Seal	80-78		O-Ring; (RBB) Rubber
16	Valve Stem Seal	80-78	ST-2001 Std Only	Positive type; Installation requires valve guide machining; (RBBTF) Rubber/PTFE
16	Valve Stem Seal Bulk	80-78	MV-1233 Std Only	O-Ring; Carton of 100; (RBB) Rubber

(continued on next page)

GM Car (Incl. Buick, Cad., Chev., Olds., Pontiac)

301 4.9L (4933cc) OHV V8 (16 Valve) (Pontiac), 4" Bore (GMC Eng.), 4 Bbl. "VIN W" 1980-1978 157
(cont.)

VALVE TRAIN	QTY	VALVE SEAL (cont.)	YEARS	PART NO.	DESCRIPTION	VALVE TRAIN
	16	Valve Stem Seal Bulk	80-78	ST-2001BC Std Only	Positive type; Installation requires valve guide machining; Carton of 100; (RBBTF) Rubber/PTFE	
	8	Seat	80-78	245-1625-1 Std Only	Loc. Exh.; 1.6300" OD, 1.3750" ID, 0.2160" Depth	
	8	Seat	80-78	245-1625-1N Std Only	Loc. Exh.; Premium Material; 1.6300" OD, 1.3750" ID, 0.2160" Depth	
	8	Seat	80-78	245-1812-4 Std Only	Loc. Int.; 1.8175" OD, 1.5625" ID, 0.2160" Depth	
	8	Seat	80-78	245-1812-4N Std Only	Loc. Int.; Premium Material; 1.8175" OD, 1.5625" ID, 0.2160" Depth	
	32	Keeper	80-78	VK-115A Std Only	1 groove; Square cut key groove; Carton pack 24	
	32	Keeper	80-78	VK-115 Std Only	1 groove; Square cut key groove; Carton pack 32	
	32	Keeper	80-78	VK-115R Std Only	1 groove; Square cut key groove; Hardened	
	32	Keeper, Bulk	80-78	VK-115B Std Only	1 groove; Square cut key groove; Carton of 1000	
	16	Spring Insert	80-78	259-203C Std Only	.015"; Carton of 100	
	16	Spring Insert	80-78	259-203B Std Only	.030"; Carton of 100	
	16	Spring Insert	80-78	259-203BRS Std Only	.030"; Carton of 500	
	16	Spring Insert	80-78	259-203A Std Only	.060"; Carton of 100	
	16	Spring Insert	80-78	259-203ARS Std Only	.060"; Carton of 500	
	8	Cast Piston	80-78	1114P 30 30-40	Cast; .9275" Pin Dia.; 2 Rings 5/64 Groove, 1 Ring 3/16 Groove, 1.570 CD, Flat Head - 8.2:1 C.R.	
	8	Cast Piston - Individual	80-78	W1114P 40 * 40	Cast; .9275" Pin Dia.; 2 Rings 5/64 Groove, 1 Ring 3/16 Groove, 1.570 CD, Flat Head - 8.2:1 C.R.	
	8	Pin	80-78	P-2208 Std-3-5-0015	Pin bushing not req'd.; 0.6200" Inside Dia., 0.9272" Outside Dia.	
	1	Premium Set	80-78	E-377K Std-20-30-40	2-5/64, 1-3/16; Premium Moly	
	1	Premium Set	79-78	E-251KC Std-20-30-40-60	.200" deep oil ring groove; 2-5/64, 1-3/16; Premium Chrome	
	1	Premium Set	79-78	E-251K Std-10-20-30-40-60	.200" deep oil ring groove; 2-5/64, 1-3/16; Premium Moly	
	1	Standard Set	80-78	E-377X Std-30-40	2-5/64, 1-3/16; Iron	
	1	Standard Set	79-78	E-251X Std-10-20-30-40-60-80	.200" deep oil ring groove; 2-5/64, 1-3/16; Iron	
	8	Premium Single Cylinder Set	79-78	WE-251K Std-30-40-60	.200" deep oil ring groove; 2-5/64, 1-3/16; Premium Moly	
	8	Standard Single Cylinder Set	80-78	WE-377X Std Only	2-5/64, 1-3/16; Iron	
	8	Standard Single Cylinder Set	79-78	WE-251X Std-30-40-60	.200" deep oil ring groove; 2-5/64, 1-3/16; Iron	
	1	Rod Set	80-78	8-2500RAA Std-10-20-30-40	A-Series aluminum bearings	
	8	Rod Pair	80-78	2500RAA Std-2-10-20-30-40	A-Series aluminum bearings	
	1	Cam Set	80-78	1220M Std Only		
	1	Oil Pump	80-78	224-43364S	High Pressure; 3/4" inlet tube; Incl. screen	
	1	Inter. Shaft	80-78	224-61236		
	1	Screen Assy.	80-78	224-11236	3/4" inlet tube	
	1	Kit Gasket Set	80-78	260-1122	Premium valve stem seals incl.	
	1	Brass Block Plug Kit	80-78	381-8039		
	1	Steel Block Plug Kit	80-78	381-4028		
	1	Brass Deep Cup Freeze Plug	80-78	381-9026	1.953" Diameter	
	1	Steel Deep Cup Freeze Plug	80-78	381-3048	0.563" Diameter	
	1	Steel Deep Cup Freeze Plug	80-78	381-3039	0.938" Diameter	
	1	Steel Deep Cup Freeze Plug	80-78	381-3042	1.953" Diameter	
	1	Steel Deep Cup Freeze Plug	80-78	381-3112	2.063" Diameter	

RE-RING KIT		YEARS	DESCRIPTION	RE-RING	PREMIUM KIT NO.	ECONOMY KIT NO.
80-78	w/.165" shallow oil ring groove; Incl. A-Series aluminum bearings ; Premium valve stem seals incl.			Re-ring	205-651	205-151

301 4.9L (4933cc) OHV V8 (16 Valve) (Pontiac), 4" Bore (GMC Eng.), 2 Bbl. "VIN Y" 1979-1977 158

QTY	CAMSHAFT/LIFTER	YEARS	PART NO.	DESCRIPTION
1	Camshaft	79	CS-690	Exc. Buick LeSabre Base, Limited, Sport I Oldsmobile Delta 88 Base, Royale I Pontiac Bonneville Base, Brougham, Safari, Catalina Base, Safari; VINTAGE; w/M/T; Hydraulic, (050) Duration at .050 Lobe Lift, 189 Exh., 189 Int., 107 Degrees Lobe Separation
1	Camshaft	78-77	CS-690	VINTAGE; w/A/T; Hydraulic, (050) Duration at .050 Lobe Lift, 189 Exh., 189 Int., 107 Degrees Lobe Separation
1	Prelube		55-403 Std Only	1.5 oz. packet
1	Prelube		55-400 Std Only	4 oz. bottle; 1.5 oz. packet No. 55-403 also avail.

(continued on next page)

* New Item — Check For Availability

GM Car (Incl. Buick, Cad., Chev., Olds., Pontiac)

158 301 4.9L (4933cc) OHV V8 (16 Valve) (Pontiac), 4" Bore (GMC Eng.), 2 Bbl. "VIN Y" 1979-1977
(cont.)

QTY	CAMSHAFT/LIFTER	YEARS	PART NO.	DESCRIPTION
16	Lifter	79-77	HT-969 Std Only	Hyd.; w/.440" wide oil groove
16	Lifter, Bulk	79-77	HT-969B Std Only	Hyd.; Carton of 128
QTY	PUSH ROD	YEARS	PART NO.	DESCRIPTION
16	Push Rod	79	RP-3206 Std Only	8.0450" O.A.L.
QTY	ROCKER PARTS	YEARS	PART NO.	DESCRIPTION
16	Arm Assy.	79-77	R-1032 Std Only	Incl. arm, ball & nut
16	Arm Assy., Bulk	79-77	R-1032B Std Only	Incl. arm, ball & nut; Carton of 64
16	Arm	79-77	R-849A Std Only	
16	Nut	79-77	MR-1934 Std Only	3/8" x 24 UNF
QTY	VALVE GUIDE	YEARS	PART NO.	DESCRIPTION
8	Guide	79-77	VG-5002 Std Only	Loc. Exhaust; 0.3420" ID, 3.0600" O.A.L.
8	Guide	79-77	VG-5002T Std Only	Loc. Exhaust; Threaded; 0.3430" ID, 3.0630" O.A.L.
8	Guide	79-77	VG-5002 Std Only	Loc. Intake; 0.3420" ID, 3.0600" O.A.L.
8	Guide	79-77	VG-5002T Std Only	Loc. Intake; Threaded; 0.3430" ID, 3.0630" O.A.L.
8	Guide, Bulk	79-77	VG-5002B Std Only	Loc. Exhaust; Carton of 50; 0.3420" ID, 3.0600" O.A.L.
8	Guide, Bulk	79-77	VG-5002TB Std Only	Loc. Exhaust; Threaded; Carton of 50; 0.3430" ID, 3.0630" O.A.L.
8	Guide, Bulk	79-77	VG-5002B Std Only	Loc. Intake; Carton of 50; 0.3420" ID, 3.0600" O.A.L.
8	Guide, Bulk	79-77	VG-5002TB Std Only	Loc. Intake; Threaded; Carton of 50; 0.3430" ID, 3.0630" O.A.L.
QTY	VALVE SPRING	YEARS	PART NO.	DESCRIPTION
16	Spring	79-77	VS-521 Std Only	Incl. damper; 2.1090" Free Height
QTY	VALVE SEAL	YEARS	PART NO.	DESCRIPTION
16	Valve Stem Seal	79-77	MV-1233C Std Only	O-Ring; (RBB) Rubber
16	Valve Stem Seal	79-77	ST-2001 Std Only	Positive type; Installation requires valve guide machining; (RBBTF) Rubber/PTFE
16	Valve Stem Seal Bulk	79-77	MV-1233 Std Only	O-Ring; Carton of 100; (RBB) Rubber
16	Valve Stem Seal Bulk	79-77	ST-2001BC Std Only	Positive type; Installation requires valve guide machining; Carton of 100; (RBBTF) Rubber/PTFE
QTY	VALVE SEAT	YEARS	PART NO.	DESCRIPTION
8	Seat	79-77	245-1625-1 Std Only	Loc. Exh.; 1.6300" OD, 1.3750" ID, 0.2160" Depth
8	Seat	79-77	245-1625-1N Std Only	Loc. Exh.; Premium Material; 1.6300" OD, 1.3750" ID, 0.2160" Depth
8	Seat	79-77	245-1812-4 Std Only	Loc. Int.; 1.8175" OD, 1.5625" ID, 0.2160" Depth
8	Seat	79-77	245-1812-4N Std Only	Loc. Int.; Premium Material; 1.8175" OD, 1.5625" ID, 0.2160" Depth
QTY	VALVE, MISC	YEARS	PART NO.	DESCRIPTION
32	Keeper	79-77	VK-115A Std Only	1 groove; Square cut key groove; Carton pack 24
32	Keeper	79-77	VK-115 Std Only	1 groove; Square cut key groove; Carton pack 32
32	Keeper	79-77	VK-115R Std Only	1 groove; Square cut key groove; Hardened
32	Keeper, Bulk	79-77	VK-115B Std Only	1 groove; Square cut key groove; Carton of 1000
16	Spring Insert	79-77	259-203C Std Only	.015"; Carton of 100
16	Spring Insert	79-77	259-203B Std Only	.030"; Carton of 100
16	Spring Insert	79-77	259-203BRS Std Only	.030"; Carton of 500
16	Spring Insert	79-77	259-203A Std Only	.060"; Carton of 100
16	Spring Insert	79-77	259-203ARS Std Only	.060"; Carton of 500
QTY	PISTON	YEARS	PART NO.	DESCRIPTION
8	Cast Piston	79-77	1114P 30 30-40	Cast; .9275" Pin Dia.; 2 Rings 5/64 Groove, 1 Ring 3/16 Groove, 1.570 CD, Flat Head - 8.2:1 C.R.
8	Cast Piston - Individual	79-77	W1114P 40 * 40	Cast; .9275" Pin Dia.; 2 Rings 5/64 Groove, 1 Ring 3/16 Groove, 1.570 CD, Flat Head - 8.2:1 C.R.
8	Pin	79-77	P-2208 Std-3-5-0015	Pin bushing not req'd.; 0.6200" Inside Dia., 0.9272" Outside Dia.
QTY	RINGS	YEARS	PART NO.	DESCRIPTION
1	Premium Set	79-77	E-251KC Std-20-30-40-60	.200" deep oil ring groove; 2-5/64, 1-3/16; Premium Chrome
1	Premium Set	79-77	E-251K Std-10-20-30-40-60	.200" deep oil ring groove; 2-5/64, 1-3/16; Premium Moly
1	Premium Set	79-77	E-377K Std-20-30-40	2-5/64, 1-3/16; Premium Moly
1	Standard Set	79-77	E-251X Std-10-20-30-40-60-80	.200" deep oil ring groove; 2-5/64, 1-3/16; Iron
1	Standard Set	79-77	E-377X Std-30-40	2-5/64, 1-3/16; Iron
8	Premium Single Cylinder Set	79-77	WE-251K Std-30-40-60	.200" deep oil ring groove; 2-5/64, 1-3/16; Premium Moly
8	Standard Single Cylinder Set	79-77	WE-251X Std-30-40-60	.200" deep oil ring groove; 2-5/64, 1-3/16; Iron
8	Standard Single Cylinder Set	79-77	WE-377X Std Only	2-5/64, 1-3/16; Iron
QTY	ENGINE BEARINGS	YEARS	PART NO.	DESCRIPTION
1	Rod Set	79-77	8-2500RAA Std-10-20-30-40	A-Series aluminum bearings
8	Rod Pair	79-77	2500RAA Std-2-10-20-30-40	A-Series aluminum bearings
1	Cam Set	79-77	1220M Std Only	

(continued on next page)

GM Car (Incl. Buick, Cad., Chev., Olds., Pontiac)

301 4.9L (4933cc) OHV V8 (16 Valve) (Pontiac), 4" Bore (GMC Eng.), 2 Bbl. "VIN Y" 1979-1977 158
(cont.)

BLOCK	QTY	OIL PUMP	YEARS	PART NO.	DESCRIPTION	BLOCK
	1	Oil Pump	79-77	224-43364S	High Pressure; 3/4" inlet tube; Incl. screen	
	1	Inter. Shaft	79-77	224-61236		
	1	Screen Assy.	79-77	224-11236	3/4" inlet tube	
	QTY	GASKETS	YEARS	PART NO.	DESCRIPTION	
	1	Kit Gasket Set	79-77	260-1122	Premium valve stem seals incl.	
	QTY	FREEZE PLUGS	YEARS	PART NO.	DESCRIPTION	
	1	Brass Block Plug Kit	79-77	381-8039		
	1	Steel Block Plug Kit	79-77	381-4028		
	1	Brass Deep Cup Freeze Plug	79-77	381-9026	1.953" Diameter	
1	Steel Deep Cup Freeze Plug	79-77	381-3048	0.563" Diameter		
1	Steel Deep Cup Freeze Plug	79-77	381-3039	0.938" Diameter		
1	Steel Deep Cup Freeze Plug	79-77	381-3042	1.953" Diameter		
1	Steel Deep Cup Freeze Plug	79-77	381-3112	2.063" Diameter		
RE-RING KIT					PREMIUM KIT NO.	ECONOMY KIT NO.
	YEARS	DESCRIPTION				
	79-77	w/.165" shallow oil ring groove; Incl. A-Series aluminum bearings ; Premium valve stem seals incl.		Re-ring	205-651	205-151

302 4.9L (4950cc) OHV V8 (16 Valve) (Chevrolet), 4" Bore (GMC Eng.), 4 Bbl. 1969-1967 159

VALVE TRAIN	QTY	TIMING	YEARS	PART NO.	DESCRIPTION	VALVE TRAIN
	1	3 Piece Set	69-67	KT3-499S	Powdered Metal Crank Sprocket; w/.405" tooth width sprocket; (1) 222-499; (1) 223-390; (1) 223-391	
	1	Timing Chain	69-67	222-499	Use w/.405" tooth width sprocket; 46 Links	
	1	Crank Sprocket	69-67	223-391	Powdered metal; .405" tooth width sprocket; 18 Teeth	
	1	Cam Sprocket	69-67	223-390	.405" tooth width sprocket; 36 Teeth	
	1	Cam Sprocket	69-67	223-390N	Nylon; .405" tooth width sprocket; 36 Teeth	
	QTY	CAMSHAFT/LIFTER	YEARS	PART NO.	DESCRIPTION	
	1	Performance Cam	69-67	CS-118R	Use w/Mech. lifters & Spec. Hi-Perf.; Pro-4000 Perf. Cam; 0.485" Exh. Valve Lift, 0.485" Int. Valve Lift, Mechanical, (050) Duration at .050 Lobe Lift, 254 Exh., 254 Int., 114 Degrees Lobe Separation	
	1	Prelube		55-403 Std Only	1.5 oz. packet	
	1	Prelube		55-400 Std Only	4 oz. bottle; 1.5 oz. packet No. 55-403 also avail.	
16	Lifter	69-67	AT-992 Std Only	Speed-Pro Mech.		
16	Lifter, Bulk	69-67	AT-992B Std Only	Speed-Pro Mech.; Carton of 128		
QTY	CAM KIT	YEARS	PART NO.	DESCRIPTION		
1	Cam/Lifter Kit	69-67	KC-118R	w/Mech. lifters & Spec. Hi-Perf.; Mech.; Pro-4000 Perf. Cam; Duration at .050", 254 Int., 254 Exh.; Valve lift .455" Int., .455" Exh.; Lobe Separation 114 degrees; (1) 55-403B; (16) AT-992; (1) CS-118R		
QTY	PUSH ROD	YEARS	PART NO.	DESCRIPTION		
16	Push Rod	69-67	RP-3093 Std Only	7.7940" O.A.L.		
16	Push Rod	69-67	RP-3212R Std-100-150-200	Chrome-Moly; 7.7900" O.A.L.		
16	Push Rod, Bulk	69-67	BRP-3093 Std Only	Carton of 100; 7.7940" O.A.L.		
16	Push Rod, Bulk	69-67	BRP-3212R Std-100	Chrome-Moly; Carton of 100; 7.7900" O.A.L.		
QTY	ROCKER PARTS	YEARS	PART NO.	DESCRIPTION		
16	Arm Assy.	69-67	R-826 Std Only	Incl. arm, ball & nut		
16	Arm Assy., Bulk	69-67	R-826B Std Only	Incl. arm, ball & nut; Carton of 64		
16	Arm	69-67	R-826A Std Only			
16	Rocker Arm Ball	69-67	MR-1783 Std Only			
16	Nut	69-67	MR-1751 Std Only	Self-locking, 3/8" x 24 threads		
16	Stud	69-67	MR-1752 Std Only	.003" O/S; 3/8" x 24 x 2.495"		
16	Stud	69-67	MR-1949 Std Only	.372" x 24 x 2.495"		
QTY	VALVE	YEARS	PART NO.	DESCRIPTION		
8	Exhaust	69-67	V-1755 Std-15	VINTAGE; Chrome plated stem; 1.6000" Head Dia., 0.3415" Stem Dia., 4.9030" O.A.L.		
8	Intake	69-67	V-1756 Std-15	Chrome plated stem; 2.0200" Head Dia., 0.3415" Stem Dia., 4.8800" O.A.L.		
8	Intake, Bulk	69-67	V-1756B 15 15	Chrome plated stem; Carton of 25; 2.0200" Head Dia., 0.3565" Stem Dia., 4.8800" O.A.L.		
QTY	VALVE GUIDE	YEARS	PART NO.	DESCRIPTION		
8	Guide	69-67	VG-5038 Std Only	Loc. Int.; 0.3430" ID, 2.1200" O.A.L.		
8	Guide, Bulk	69-67	VG-5038B Std Only	Loc. Int.; Carton of 50; 0.3430" ID, 2.1200" O.A.L.		
QTY	VALVE SPRING	YEARS	PART NO.	DESCRIPTION		
16	Spring	69-67	VS-677 Std Only	Incl. damper; 2.0300" Free Height		
16	Spring	69-67	VS-739R Std Only	Optional-H/D; 2.0000" Free Height		
16	Spring, Bulk	69-67	VS-677B Std Only	Incl. damper; Carton of 250; 2.0300" Free Height		
16	Spring, Bulk	69-67	VS-739RB Std Only	Optional-H/D; Carton of 300; 2.0000" Free Height		

(continued on next page)

GM Car (Incl. Buick, Cad., Chev., Olds., Pontiac)

159 302 4.9L (4950cc) OHV V8 (16 Valve) (Chevrolet), 4" Bore (GMC Eng.), 4 Bbl. 1969-1967
(cont.)

	QTY	VALVE SEAL	YEARS	PART NO.	DESCRIPTION	
VALVE TRAIN	16	Valve Stem Seal	69-67	MV-1233C Std Only	O-Ring; (RBB) Rubber	
	16	Valve Stem Seal	69-67	ST-2001 Std Only	Use w/O.E. guide; Positive type; Installation requires valve guide machining; (RBBTF) Rubber/PTFE	
	16	Valve Stem Seal	69-67	MV-1903 Std Only	Use w/VG-5038 repair guide; Positive type; (RBB) Rubber	
	16	Valve Stem Seal Bulk	69-67	MV-1233 Std Only	O-Ring; Carton of 100; (RBB) Rubber	
	16	Valve Stem Seal Bulk	69-67	ST-2001BC Std Only	Use w/O.E. guide; Positive type; Installation requires valve guide machining; Carton of 100; (RBBTF) Rubber/PTFE	
		QTY	VALVE SEAT	YEARS	PART NO.	DESCRIPTION
		8	Seat	69-67	245-1687-2 Std Only	Loc. Exh.; 1.6925" OD, 1.4375" ID, 0.2160" Depth
		8	Seat	69-67	245-1687-2N Std Only	Loc. Exh.; Premium Material; 1.6925" OD, 1.4375" ID, 0.2160" Depth
		8	Seat	69-67	245-2062-1 Std Only	Loc. Int.; 2.0680" OD, 1.8125" ID, 0.2480" Depth
		QTY	VALVE, MISC	YEARS	PART NO.	DESCRIPTION
		32	Keeper	69-67	VK-115A Std Only	1 groove; Square cut key groove; Carton pack 24
		32	Keeper	69-67	VK-115 Std Only	1 groove; Square cut key groove; Carton pack 32
		32	Keeper	69-67	VK-115R Std Only	1 groove; Square cut key groove; Hardened
		32	Keeper, Bulk	69-67	VK-115B Std Only	1 groove; Square cut key groove; Carton of 1000
		16	Spring Insert	69-67	259-203C Std Only	.015"; Carton of 100
		16	Spring Insert	69-67	259-203B Std Only	.030"; Carton of 100
	16	Spring Insert	69-67	259-203BRS Std Only	.030"; Carton of 500	
	16	Spring Insert	69-67	259-203A Std Only	.060"; Carton of 100	
	16	Spring Insert	69-67	259-203ARS Std Only	.060"; Carton of 500	
	QTY	RINGS	YEARS	PART NO.	DESCRIPTION	
	1	Premium Set	69-67	E-251KC Std-20-30-40-60	2-5/64, 1-3/16; Premium Chrome	
	1	Premium Set	69-67	E-251K Std-10-20-30-40-60	2-5/64, 1-3/16; Premium Moly	
	1	Premium Set	69-67	R-9903 Std-20-30-60	2-5/64, 1-3/16; Speed-Pro plasma-moly Perf. ring set	
	1	Standard Set	69-67	E-251X Std-10-20-30-40-60-80	2-5/64, 1-3/16; Iron	
	8	Premium Single Cylinder Set	69-67	WE-251K Std-30-40-60	2-5/64, 1-3/16; Premium Moly	
	8	Standard Single Cylinder Set	69-67	WE-251X Std-30-40-60	2-5/64, 1-3/16; Iron	
	QTY	SLEEVE	YEARS	PART NO.	DESCRIPTION	
	8	Repair Sleeve	69-67	SL-350M Std Only	3/32" wall, cut to length; Press fit sleeve	
BLOCK	QTY	ENGINE BEARINGS	YEARS	PART NO.	DESCRIPTION	
	1	Main Set	69-68	4663M Std-1-2-10-20-30-40-60	.020" O/S length flange brg.	
	1	Main Set	69-68	6688M 10 10-20-30	A-Series aluminum bearings	
	1	Main Set	69-68	4663MA Std-1-2-10-20-30-40-60	A-Series aluminum bearings ; .010" O/S length flange brg.	
	1	Main Set	69-68	7329MA 10 10-20	Race Performance; 3/4 grooved	
	1	Main Set	69-68	139M Std-1-1X-9-10-11-20-21-30	Race Performance; 3/4 grooved; DUROSHIELD® coated bearings	
	1	Main Set	69-68	C139M Std-1-1X-10-20-30	VINTAGE	
	1	Main Set	67	994M Std-1-10-20-30-40	8-2555CA 60 avail. as unplated & resizeable; Overplated copper-lead alloy	
	1	Rod Set	69-68	8-2555CP Std-1-10-20-30-40-50	A-Series aluminum bearings	
	1	Rod Set	69-68	8-2555A Std-1-10-20-30-40-50-60	A-Series aluminum bearings ; Use in .002" O/S Rod Bore	
	1	Rod Set	69-68	8-2555A 10X2 10X2-20X2-30X2-40X2	Race Performance	
	1	Rod Set	69-68	8-7095CH Std-1-10-20-30	Race Performance; Chamfered on one side	
	1	Rod Set	69-68	8-7100CH Std-1-1X-9-10-11-19-20-21-30	Race Performance; DUROSHIELD® coated bearings; w/o Dowel hole; Chamfered on one side	
	1	Rod Set	69-68	C8-7100CH Std-1-1X-10-20-30	Unplated & resizeable	
	1	Rod Set	69-68	8-2555CA 60 60	Use in .002" O/S Rod Bore; Overplated copper-lead alloy; Superseded - When depleted use 8-2555A 10X2	
	1	Rod Set	69-68	8-2555CP 10X2 + 10X2-20X2	VINTAGE	
	1	Rod Set	67	8-2020CP Std-10-20-30-40	A-Series aluminum bearings	
	8	Rod Pair	69-68	2555A Std-1-2-10-20-30-40-50-60	Overplated copper-lead alloy	
	8	Rod Pair	69-68	2555CP Std-1-2-10-20-30-40-50	Race Performance	
	8	Rod Pair	69-68	7100CH Std-1-1X-10-20-30	Unplated & resizeable	
	8	Rod Pair	69-68	2555CA 60 60	Use in .002" O/S Rod Bore; Superseded - When depleted use 2555A 10X2	
	8	Rod Pair	69-68	2555CP 10X2 + 10X2-20X2		
	8	Rod Pair	67	2020CP Std-1-2-10-20-30-40-50		
	1	Cam Set	69-68	1750M Std Only	2.030" housing bore	
	1	Cam Set	69-67	1235M Std-1-10	Babbitt material; Full round design	
	1	Cam Set	69-67	1749M Std Only	Bi-Metal Aluminum	

(continued on next page)

GM Car (Incl. Buick, Cad., Chev., Olds., Pontiac)

302 4.9L (4950cc) OHV V8 (16 Valve) (Chevrolet), 4" Bore (GMC Eng.), 4 Bbl. 1969-1967 159
(cont.)

BLOCK	QTY	OIL PUMP	YEARS	PART NO.	DESCRIPTION	BLOCK
	1	Oil Pump	69-67	224-4146	5/8" inlet	
	1	Oil Pump	69-67	224-4146A	High Pressure; 5/8" inlet	
	1	Oil Pump	69-67	224-4143	High Volume, check pan for clearance; 5/8" inlet; Use shaft w/steel guide	
	1	Oil Pump	68-67	224-4153S	High volume and pressure, check pan for clearance; Use shaft w/steel guide	
	1	Inter. Shaft	69-67	224-6146E	Has steel shaft guide; Eliminates nylon shaft guide	
	1	Inter. Shaft	69-67	224-6146	Use w/nylon shaft guide	
	1	Oil Pump Shaft Guide	69-67	224-43343	Nylon	
	1	Screen Assy.	69-67	224-1246	5/8" inlet tube	
BLOCK	QTY	GASKETS	YEARS	PART NO.	DESCRIPTION	BLOCK
	1	Kit Gasket Set	69-67	260-1079	Premium set; Hi-Perf.; Header gskts. incl.; Complete set	
	1	Kit Gasket Set	69-67	260-1000	VINTAGE; Head bolts not incl.	
	1	Kit Gasket Set	69-67	260-1000AT	VINTAGE; Head bolts not incl.; PermaDryPlus® valve cover & oil pan gskts. incl.; PermaDryPlus® water outlet gskt. incl.	
	2	Head Bolt Set	69-67	260-2500 Std Only	Replacement recommended	
BLOCK	QTY	FREEZE PLUGS	YEARS	PART NO.	DESCRIPTION	BLOCK
	1	Brass Block Plug Kit	69-68	381-8007		
	1	Steel Block Plug Kit	69-67	381-4011		
	1	Brass Deep Cup Freeze Plug	69-68	381-9001	VINTAGE; 1.625" Diameter	
	1	Steel Deep Cup Freeze Plug	69-68	381-3095	0.500" Diameter	
	1	Steel Deep Cup Freeze Plug	69-67	381-3095	0.500" Diameter	
	1	Steel Deep Cup Freeze Plug	69-67	381-3041	1.625" Diameter	
	1	Steel Shallow Cup Freeze Plug	69-68	381-2078	2.109" Diameter	
	1	Steel Shallow Cup Freeze Plug	69-67	381-2078	2.109" Diameter	

303 5.0L (4966cc) OHV V8 (16 Valve) (Oldsmobile), 3.75" Bore (GMC Eng.), 2 Bbl. 1953-1949 160

QTY	PUSH ROD	YEARS	PART NO.	DESCRIPTION
16	Push Rod	53-52	RP-3024 Std Only	VINTAGE; 9.2850" O.A.L.
16	Push Rod	51	RP-3024 Std Only	Oldsmobile Deluxe 88 Base; VINTAGE; 9.2850" O.A.L.
QTY	VALVE SEAL	YEARS	PART NO.	DESCRIPTION
8	Valve Stem Seal	53-49	ST-2001 Std Only	Loc. Int.; Positive type; Installation requires valve guide machining; (RBBTF) Rubber/PTFE
8	Valve Stem Seal Bulk	53-49	ST-2001BC Std Only	Loc. Int.; Positive type; Installation requires valve guide machining; Carton of 100; (RBBTF) Rubber/PTFE
QTY	VALVE, MISC	YEARS	PART NO.	DESCRIPTION
16	Keeper	53-49	VK-115A Std Only	1 groove; Square cut key groove; Carton pack 24
16	Keeper	53-49	VK-115 Std Only	1 groove; Square cut key groove; Carton pack 32
16	Keeper	53-49	VK-115R Std Only	1 groove; Square cut key groove; Hardened
16	Keeper, Bulk	53-49	VK-115B Std Only	1 groove; Square cut key groove; Carton of 1000
QTY	RINGS	YEARS	PART NO.	DESCRIPTION
1	Premium Set	53-49	E-240K 20 20-30-40-60	2-5/64, 1-3/16; Premium Moly
1	Standard Set	53-49	E-240X Std-30-40-60	2-5/64, 1-3/16; Iron
QTY	SLEEVE	YEARS	PART NO.	DESCRIPTION
1	Repair Sleeve	53-49	SL-19M Std Only	3/32" wall, must be cut to correct length

303 5.0L (4966cc) OHV V8 (16 Valve) (Oldsmobile), 3.75" Bore (GMC Eng.), 4 Bbl. 1953-1952 161

QTY	PUSH ROD	YEARS	PART NO.	DESCRIPTION
16	Push Rod	53-52	RP-3024 Std Only	VINTAGE; 9.2850" O.A.L.
QTY	VALVE SEAL	YEARS	PART NO.	DESCRIPTION
8	Valve Stem Seal	53-52	ST-2001 Std Only	Loc. Int.; Positive type; Installation requires valve guide machining; (RBBTF) Rubber/PTFE
8	Valve Stem Seal Bulk	53-52	ST-2001BC Std Only	Loc. Int.; Positive type; Installation requires valve guide machining; Carton of 100; (RBBTF) Rubber/PTFE
QTY	VALVE, MISC	YEARS	PART NO.	DESCRIPTION
16	Keeper	53-52	VK-115A Std Only	1 groove; Square cut key groove; Carton pack 24
16	Keeper	53-52	VK-115 Std Only	1 groove; Square cut key groove; Carton pack 32
16	Keeper	53-52	VK-115R Std Only	1 groove; Square cut key groove; Hardened
16	Keeper, Bulk	53-52	VK-115B Std Only	1 groove; Square cut key groove; Carton of 1000
QTY	RINGS	YEARS	PART NO.	DESCRIPTION
1	Premium Set	53-52	E-240K 20 20-30-40-60	2-5/64, 1-3/16; Premium Moly
1	Standard Set	53-52	E-240X Std-30-40-60	2-5/64, 1-3/16; Iron
QTY	SLEEVE	YEARS	PART NO.	DESCRIPTION
1	Repair Sleeve	53-52	SL-19M Std Only	3/32" wall, must be cut to correct length

GM Car (Incl. Buick, Cad., Chev., Olds., Pontiac)

162 305 5.0L (4999cc) OHV V8 (16 Valve) (Chevrolet), 3.736" Bore (GMC Eng.), 2 Bbl. "VIN G" 1979

QTY	TIMING	YEARS	PART NO.	DESCRIPTION
1	3 Piece Set	79	KT3-499S	Powdered Metal Crank Sprocket; w/.405" tooth width sprocket; (1) 222-499; (1) 223-390; (1) 223-391
1	Timing Set w/Gaskets	79	CTS-1000	w/.405" tooth width sprocket
1	Timing Chain	79	222-499	Use w/.405" tooth width sprocket; 46 Links
1	Crank Sprocket	79	223-391	Powdered metal; .405" tooth width sprocket; 18 Teeth
1	Cam Sprocket	79	223-390	.405" tooth width sprocket; 36 Teeth
QTY	CAMSHAFT/LIFTER	YEARS	PART NO.	DESCRIPTION
1	Camshaft	79	CS-711	Hydraulic, (050) Duration at .050 Lobe Lift, 194 Exh., 178 Int., 108 Degrees Lobe Separation
1	Performance Cam	79	CS-1103R	Emissions Legal Cam; CARB E.O. No. D-292-1; Pro-1500 Perf. Cam; 0.42" Exh. Valve Lift, 0.398" Int. Valve Lift, Hydraulic, (050) Duration at .050 Lobe Lift, 204 Exh., 194 Int., 112 Degrees Lobe Separation
1	Performance Cam	79	CS-1014R	Emissions Legal Cam; CARB E.O. No. D-292-1; Pro-2000 Perf. Cam; 0.443" Exh. Valve Lift, 0.42" Int. Valve Lift, Hydraulic, (050) Duration at .050 Lobe Lift, 214 Exh., 204 Int., 112 Degrees Lobe Separation
1	Performance Cam	79	CS-1106R	Emissions Legal Cam; CARB E.O. No. D-292-1; Pro-3000 Perf. Cam; 0.465" Exh. Valve Lift, 0.443" Int. Valve Lift, Hydraulic, (050) Duration at .050 Lobe Lift, 224 Exh., 214 Int., 112 Degrees Lobe Separation
1	Prelube		55-403 Std Only	1.5 oz. packet
1	Prelube		55-400 Std Only	4 oz. bottle; 1.5 oz. packet No. 55-403 also avail.
16	Lifter	79	HT-817 Std Only	Hyd.
16	Lifter	79	HT-817R Std Only	Speed-Pro Hi-Revolution Hyd.
16	Lifter, Bulk	79	HT-817B Std Only	Hyd.; Carton of 128
16	Lifter, Bulk	79	HT-817RB Std Only	Speed-Pro Hi-Revolution Hyd.; Carton of 128
QTY	CAM KIT	YEARS	PART NO.	DESCRIPTION
1	Cam/Lifter Kit	79	KC-1103R	Emissions Legal Cam; CARB E.O. No. D-292-1; Hyd.; Pro-1500 Perf. Cam; Duration at .050", 194 Int., 204 Exh.; Valve lift .398" Int., .420" Exh.; Lobe Separation 112 Degrees; (1) 55-403B; (1) CS-1103R; (16) HT-817
1	Cam/Lifter Kit	79	KC-1014R	Emissions Legal Cam; CARB E.O. No. D-292-1; Hyd.; Pro-2000 Perf. Cam; Duration at .050", 204 Int., 214 Exh.; Valve lift .420" Int., .443" Exh.; Lobe Separation 112 Degrees; (1) 55-403B; (1) CS-1014R; (16) HT-817
1	Cam/Lifter Kit	79	KC-1106R	Emissions Legal Cam; CARB E.O. No. D-292-1; Hyd.; Pro-3000 Perf. Cam; Duration at .050", 214 Int., 224 Exh.; Valve lift .443" Int., .465" Exh.; Lobe Separation 112 Degrees; (1) 55-403B; (1) CS-1106R; (16) HT-817
1	Cam/Lifter Kit	79	KC-711	Hyd.; (1) 55-403B; (1) CS-711; (16) HT-817
1	Cam/Lifter/Timing Kit	79	KCT-711	Hyd.; w/.405" tooth width sprocket; (1) 55-403B; (1) CS-711; (16) HT-817; (1) KT3-499S
QTY	PUSH ROD	YEARS	PART NO.	DESCRIPTION
16	Push Rod	79	RP-3093 Std Only	7.7940" O.A.L.
16	Push Rod	79	RP-3212R Std-100-150-200	Chrome-Moly; 7.7900" O.A.L.
16	Push Rod, Bulk	79	BRP-3093 Std Only	Carton of 100; 7.7940" O.A.L.
16	Push Rod, Bulk	79	BRP-3212R Std-100	Chrome-Moly; Carton of 100; 7.7900" O.A.L.
QTY	ROCKER PARTS	YEARS	PART NO.	DESCRIPTION
16	Arm Assy.	79	R-826 Std Only	Incl. arm, ball & nut
16	Arm Assy., Bulk	79	R-826B Std Only	Incl. arm, ball & nut; Carton of 64
16	Arm	79	R-826A Std Only	
16	Rocker Arm Ball	79	MR-1783 Std Only	
16	Nut	79	MR-1751 Std Only	Self-locking, 3/8" x 24 threads
16	Stud	79	MR-1752 Std Only	.003" O/S; 3/8" x 24 x 2.495"
16	Stud	79	MR-1949 Std Only	.372" x 24 x 2.495"
QTY	VALVE	YEARS	PART NO.	DESCRIPTION
8	Exhaust	79	V-1904 Std-3-15-30	Chrome plated stem; 1.5000" Head Dia., 0.3414" Stem Dia., 4.9280" O.A.L.
8	Exhaust, Bulk	79	V-1904B Std-15	Chrome plated stem; Carton of 25; 1.5000" Head Dia., 0.3414" Stem Dia., 4.9280" O.A.L.
QTY	VALVE GUIDE	YEARS	PART NO.	DESCRIPTION
8	Guide	79	VG-5005H Std Only	Loc. Exh.; Hardened; 0.3430" ID, 2.2500" O.A.L
8	Guide	79	VG-5005 Std Only	Loc. Exh.; Plain; 0.3430" ID, 2.2500" O.A.L
8	Guide	79	VG-5005T Std Only	Loc. Exh.; Threaded; 0.3425" ID, 2.2500" O.A.L
8	Guide	79	VG-5038 Std Only	Loc. Int.; 0.3430" ID, 2.1200" O.A.L
8	Guide, Bulk	79	VG-5005B Std Only	Loc. Exh.; Plain; Carton of 50; 0.3430" ID, 2.2500" O.A.L
8	Guide, Bulk	79	VG-5005TB Std Only	Loc. Exh.; Threaded; Carton of 50; 0.3425" ID, 2.2500" O.A.L
8	Guide, Bulk	79	VG-5038B Std Only	Loc. Int.; Carton of 50; 0.3430" ID, 2.1200" O.A.L
QTY	VALVE SPRING	YEARS	PART NO.	DESCRIPTION
8	Spring	79	VS-677 Std Only	Loc. Exh.; Incl. damper; 2.0300" Free Height

VALVE TRAIN

VALVE TRAIN

(continued on next page)

GM Car (Incl. Buick, Cad., Chev., Olds., Pontiac)

305 5.0L (4999cc) OHV V8 (16 Valve) (Chevrolet), 3.736" Bore (GMC Eng.), 2 Bbl. "VIN G" 1979 162
(cont.)

QTY	VALVE SPRING (cont.)	YEARS	PART NO.	DESCRIPTION
8	Spring	79	VS-739R Std Only	Loc. Exh.; Optional-H/D; 2.0000" Free Height
8	Spring	79	VS-677 Std Only	Loc. Int.; Incl. damper; 2.0300" Free Height
8	Spring	79	VS-739R Std Only	Loc. Int.; Optional-H/D; 2.0000" Free Height
8	Spring, Bulk	79	VS-677B Std Only	Loc. Exh.; Incl. damper; Carton of 250; 2.0300" Free Height
8	Spring, Bulk	79	VS-739RB Std Only	Loc. Exh.; Optional-H/D; Carton of 300; 2.0000" Free Height
8	Spring, Bulk	79	VS-677B Std Only	Loc. Int.; Incl. damper; Carton of 250; 2.0300" Free Height
8	Spring, Bulk	79	VS-739RB Std Only	Loc. Int.; Optional-H/D; Carton of 300; 2.0000" Free Height
QTY	VALVE SEAL	YEARS	PART NO.	DESCRIPTION
1	Valve Stem Seal	79	MV-1233C Std Only	O-Ring; (RBB) Rubber
16	Valve Stem Seal	79	ST-2092 Std Only	Positive type, Metal Clad; (RBB) Rubber
16	Valve Stem Seal	79	ST-2003 Std Only	Positive type; Installation requires valve guide machining; (RBB) Rubber
16	Valve Stem Seal	79	MV-1598C Std Only	Umbrella type; (RBB) Rubber
16	Valve Stem Seal	79	MV-1903 Std Only	Use w/VG-5038 repair guide; Positive type; (RBB) Rubber
1	Valve Stem Seal Bulk	79	MV-1233 Std Only	O-Ring; Carton of 100; (RBB) Rubber
16	Valve Stem Seal Bulk	79	ST-2003BC Std Only	Positive type; Installation requires valve guide machining; Carton of 100; (RBB) Rubber
16	Valve Stem Seal Bulk	79	MV-1598 Std Only	Umbrella type; Carton of 100; (RBB) Rubber
QTY	VALVE SEAT	YEARS	PART NO.	DESCRIPTION
8	Seat	79	245-1562-1 Std Only	Loc. Exh.; 1.5675" OD, 1.3125" ID, 0.2160" Depth
8	Seat	79	245-1562-1N Std Only	Loc. Exh.; Premium Material; 1.5675" OD, 1.3125" ID, 0.2160" Depth
QTY	VALVE, MISC	YEARS	PART NO.	DESCRIPTION
32	Keeper	79	VK-115A Std Only	1 groove; Square cut key groove; Carton pack 24
32	Keeper	79	VK-115 Std Only	1 groove; Square cut key groove; Carton pack 32
32	Keeper	79	VK-115R Std Only	1 groove; Square cut key groove; Hardened
32	Keeper, Bulk	79	VK-115B Std Only	1 groove; Square cut key groove; Carton of 1000
16	Spring Insert	79	259-203C Std Only	.015"; Carton of 100
16	Spring Insert	79	259-203B Std Only	.030"; Carton of 100
16	Spring Insert	79	259-203BRS Std Only	.030"; Carton of 500
16	Spring Insert	79	259-203A Std Only	.060"; Carton of 100
16	Spring Insert	79	259-203ARS Std Only	.060"; Carton of 500
8	Rotocap	79	RC-157S Std Only	Loc. Exh.
QTY	PISTON	YEARS	PART NO.	DESCRIPTION
8	Cast Piston	79	454NP Std-20-30-40-60	Cast; .9275" Pin Dia.; 2 Rings 5/64 Groove, 1 Ring 3/16 Groove, 1.540 CD, Recessed Head .110 deep x 3.115 dia. - 8.5:1 C.R.
8	Cast Piston	79	611P Std-20-30-40-60	Cast; Use w/E-356K, E-356KC or E-356X ring set; For use w/350 crank w/o need to rebalance engine; .9275" Pin Dia.; 2 Rings 5/64 Groove, 1 Ring 3/16 Groove, 1.540 CD, Recessed Head .095 deep x 3.130 dia. w/4 valve reliefs
8	Cast Piston	79	H534CP Std-20-30-40-60	Perf. or reg. duty operation; Hypereutectic; 0.9275" Pin Dia.; 2 Rings 5/64 Groove, 1 Ring 3/16 Groove, 1.560 CD, Flat, 4 reliefs; DUROSHIELD® skirt coated piston
8	Cast Piston - Individual	79	W454NP Std-20-30-40-60	Cast; .9275" Pin Dia.; 2 Rings 5/64 Groove, 1 Ring 3/16 Groove, 1.540 CD, Recessed Head .110 deep x 3.115 dia. - 8.5:1 C.R.
8	Cast Piston - Individual	79	W611P Std-20-30-40-60	Cast; Use w/WE-356K or WE-356X ring set; For use w/350 crank w/o need to rebalance engine; .9275" Pin Dia.; 2 Rings 5/64 Groove, 1 Ring 3/16 Groove, 1.540 CD, Recessed Head .095 deep x 3.130 dia. w/4 valve reliefs
8	Cast Piston - Individual	79	WH534CP Std-20-30-40-60	Perf. or reg. duty operation; Hypereutectic; 0.9275" Pin Dia.; 2 Rings 5/64 Groove, 1 Ring 3/16 Groove, 1.560 CD, Flat, 4 reliefs; DUROSHIELD® skirt coated piston
1	Cast Piston Set w/Prem. Rings	79	8K454NP 30 30-40-60	Cast; .9275" Pin Dia.; 1 Ring 5/64 Groove, 1 Ring 3/16 Groove, 1.540 CD, Recessed Head .110 deep x 3.115 dia. - 8.5:1 C.R.
1	Cast Piston Set w/Prem. Rings	79	8KH534CP 30 30-40-60	Perf. or reg. duty operation; Hypereutectic; 0.9275" Pin Dia.; 2 Rings 5/64 Groove, 1 Ring 3/16 Groove, 1.560 CD, Flat Head w/4 valve reliefs. DUROSHIELD® skirt coated piston.
1	Cast Piston Set w/Econ. Rings	79	8X454NP 20 20-30-40-60	Cast; .9275" Pin Dia.; 2 Rings 5/64 Groove, 1 Ring 3/16 Groove, 1.540 CD, Recessed Head .110 deep x 3.115 dia. - 8.5:1 C.R.
8	Pin	79	P-2208 Std-3-5-0015	0.6200" Inside Dia., 0.9272" Outside Dia.
QTY	RINGS	YEARS	PART NO.	DESCRIPTION
1	Premium Set	79	E-356KC Std-10-20-40-60	.200" deep oil ring groove; 2-5/64, 1-3/16; Premium Chrome
1	Premium Set	79	E-356K Std-10-20-30-40-60	.200" deep oil ring groove; 2-5/64, 1-3/16; Premium Moly
1	Standard Set	79	E-356X Std-20-30-40-60	.200" deep oil ring groove; 2-5/64, 1-3/16; Iron
8	Standard Single Cylinder Set	79	WE-356X Std Only	.200" deep oil ring groove; 2-5/64, 1-3/16; Iron

(continued on next page)

GM Car (Incl. Buick, Cad., Chev., Olds., Pontiac)

162 305 5.0L (4999cc) OHV V8 (16 Valve) (Chevrolet), 3.736" Bore (GMC Eng.), 2 Bbl. "VIN G" 1979
(cont.)

QTY	ENGINE BEARINGS	YEARS	PART NO.	DESCRIPTION
1	Main Set	79	4663M Std-1-2-10-20-30-40-60	
1	Main Set	79	6688M 10 10-20-30	.020" O/S length flange brg.
1	Main Set	79	4663MA Std-1-2-10-20-30-40-60	A-Series aluminum bearings
1	Main Set	79	7329MA 10 10-20	A-Series aluminum bearings; .010" O/S length flange brg.
1	Main Set	79	7274MA 10X20 10X20	A-Series aluminum bearings; w/.020" O/S OD
1	Main Set	79	139M Std-1-1X-9-10-11-20-21-30	Race Performance; 3/4 grooved
1	Main Set	79	C139M Std-1-1X-10-20-30	Race Performance; 3/4 grooved; DUROSHIELD® coated bearings
1	Rod Set	79	8-2555CP Std-1-10-20-30-40-50	8-2555CA 60 avail. as unplated & resizeable; Overplated copper-lead alloy
1	Rod Set	79	8-2555A Std-1-10-20-30-40-50-60	A-Series aluminum bearings
1	Rod Set	79	8-2555A 10X2 10X2-20X2-30X2-40X2	A-Series aluminum bearings; Use in .002" O/S Rod Bore
1	Rod Set	79	8-7095CH Std-1-10-20-30	Race Performance
1	Rod Set	79	8-7100CH Std-1-1X-9-10-11-19-20-21-30	Race Performance; Chamfered on one side
1	Rod Set	79	C8-7100CH Std-1-1X-10-20-30	Race Performance; DUROSHIELD® coated bearings; w/o Dowel hole; Chamfered on one side
1	Rod Set	79	8-2555CA 60 60	Unplated & resizeable
1	Rod Set	79	8-2555CP 10X2 + 10X2-20X2	Use in .002" O/S Rod Bore; Overplated copper-lead alloy; Superseded - When depleted use 8-2555A 10X2
8	Rod Pair	79	2555A Std-1-2-10-20-30-40-50-60	A-Series aluminum bearings
8	Rod Pair	79	2555CP Std-1-2-10-20-30-40-50	Overplated copper-lead alloy
8	Rod Pair	79	7100CH Std-1-1X-10-20-30	Race Performance; Chamfered on one side
8	Rod Pair	79	2555CA 60 60	Unplated & resizeable
8	Rod Pair	79	2555CP 10X2 + 10X2-20X2	Use in .002" O/S Rod Bore; Superseded - When depleted use 2555A 10X2
1	Cam Set	79	1750M Std Only	2.030" housing bore
1	Cam Set	79	1235M Std-1-10	Babbitt material; Full round design
1	Cam Set	79	1749M Std Only	Bi-Metal Aluminum
1	Cam Set	79	2100M Std Only	Race Performance
QTY	OIL PUMP	YEARS	PART NO.	DESCRIPTION
1	Oil Pump	79	224-4146	5/8" inlet
1	Oil Pump	79	224-4146A	High Pressure; 5/8" inlet
1	Oil Pump	79	224-4143	High Volume, check pan for clearance; 5/8" inlet; Use shaft w/steel guide
1	Inter. Shaft	79	224-6146E	Has steel shaft guide; Eliminates nylon shaft guide
1	Inter. Shaft	79	224-6146	Use w/nylon shaft guide
1	Oil Pump Shaft Guide	79	224-43343	Nylon
1	Screen Assy.	79	224-1246	5/8" inlet tube
QTY	GASKETS	YEARS	PART NO.	DESCRIPTION
1	Kit Gasket Set	79	260-1023	VINTAGE; Head bolts not incl.
2	Head Bolt Set	79	260-2500 Std Only	Replacement recommended
QTY	FREEZE PLUGS	YEARS	PART NO.	DESCRIPTION
1	Brass Block Plug Kit	79	381-8007	
1	Steel Block Plug Kit	79	381-4011	
1	Brass Deep Cup Freeze Plug	79	381-9001	VINTAGE; 1.625" Diameter
1	Steel Deep Cup Freeze Plug	79	381-3095	0.500" Diameter
1	Steel Deep Cup Freeze Plug	79	381-3041	1.625" Diameter
1	Steel Shallow Cup Freeze Plug	79	381-2078	2.109" Diameter

163 305 5.0L (4999cc) OHV V8 (16 Valve) (Chevrolet), 3.736" Bore (GMC Eng.), 4 Bbl. "VIN H" 1980-1978

QTY	TIMING	YEARS	PART NO.	DESCRIPTION
1	3 Piece Set	80-78	KT3-499S	Powdered Metal Crank Sprocket; w/.405" tooth width sprocket; (1) 222-499; (1) 223-390; (1) 223-391
1	Timing Set w/Gaskets	80-78	CTS-1000	w/.405" tooth width sprocket
1	Timing Chain	80-78	222-499	Use w/.405" tooth width sprocket; 46 Links
1	Crank Sprocket	80-78	223-391	Powdered metal; .405" tooth width sprocket; 18 Teeth
1	Cam Sprocket	80-78	223-390	.405" tooth width sprocket; 36 Teeth
QTY	CAMSHAFT/LIFTER	YEARS	PART NO.	DESCRIPTION
1	Camshaft	80-78	CS-711	Hydraulic, (050) Duration at .050 Lobe Lift, 194 Exh., 178 Int., 108 Degrees Lobe Separation
1	Performance Cam	80-78	CS-1103R	Emissions Legal Cam; CARB E.O. No. D-292-1; Pro-1500 Perf. Cam; 0.42" Exh. Valve Lift, 0.398" Int. Valve Lift, Hydraulic, (050) Duration at .050 Lobe Lift, 204 Exh., 194 Int., 112 Degrees Lobe Separation

(continued on next page)

GM Car (Incl. Buick, Cad., Chev., Olds., Pontiac)

305 5.0L (4999cc) OHV V8 (16 Valve) (Chevrolet), 3.736" Bore (GMC Eng.), 4 Bbl. "VIN H" 1980-1978 163
(cont.)

QTY	CAMSHAFT/LIFTER	YEARS	PART NO.	DESCRIPTION
1	Performance Cam	80-78	CS-1014R	Emissions Legal Cam; CARB E.O. No. D-292-1; Pro-2000 Perf. Cam; 0.443" Exh. Valve Lift, 0.42" Int. Valve Lift, Hydraulic, (050) Duration at .050 Lobe Lift, 214 Exh., 204 Int., 112 Degrees Lobe Separation
1	Performance Cam	80-78	CS-1106R	Emissions Legal Cam; CARB E.O. No. D-292-1; Pro-3000 Perf. Cam; 0.465" Exh. Valve Lift, 0.443" Int. Valve Lift, Hydraulic, (050) Duration at .050 Lobe Lift, 224 Exh., 214 Int., 112 Degrees Lobe Separation
1	Prelube		55-403 Std Only	1.5 oz. packet
1	Prelube		55-400 Std Only	4 oz. bottle; 1.5 oz. packet No. 55-403 also avail.
16	Lifter	80-78	HT-817 Std Only	Hyd.
16	Lifter	80-78	HT-817R Std Only	Speed-Pro Hi-Revolution Hyd.
16	Lifter, Bulk	80-78	HT-817B Std Only	Hyd.; Carton of 128
16	Lifter, Bulk	80-78	HT-817RB Std Only	Speed-Pro Hi-Revolution Hyd.; Carton of 128
QTY	CAM KIT	YEARS	PART NO.	DESCRIPTION
1	Cam/Lifter Kit	80-78	KC-1103R	Emissions Legal Cam; CARB E.O. No. D-292-1; Hyd.; Pro-1500 Perf. Cam; Duration at .050", 194 Int., 204 Exh.; Valve lift .398" Int., .420" Exh.; Lobe Separation 112 Degrees; (1) 55-403B; (1) CS-1103R; (16) HT-817
1	Cam/Lifter Kit	80-78	KC-1014R	Emissions Legal Cam; CARB E.O. No. D-292-1; Hyd.; Pro-2000 Perf. Cam; Duration at .050", 204 Int., 214 Exh.; Valve lift .420" Int., .443" Exh.; Lobe Separation 112 Degrees; (1) 55-403B; (1) CS-1014R; (16) HT-817
1	Cam/Lifter Kit	80-78	KC-1106R	Emissions Legal Cam; CARB E.O. No. D-292-1; Hyd.; Pro-3000 Perf. Cam; Duration at .050", 214 Int., 224 Exh.; Valve lift .443" Int., .465" Exh.; Lobe Separation 112 Degrees; (1) 55-403B; (1) CS-1106R; (16) HT-817
1	Cam/Lifter Kit	80-78	KC-711	Hyd.; (1) 55-403B; (1) CS-711; (16) HT-817
1	Cam/Lifter/Timing Kit	80-78	KCT-711	Hyd.; w/.405" tooth width sprocket; (1) 55-403B; (1) CS-711; (16) HT-817; (1) KT3-499S
QTY	PUSH ROD	YEARS	PART NO.	DESCRIPTION
16	Push Rod	80-78	RP-3093 Std Only	7.7940" O.A.L.
16	Push Rod	80-78	RP-3212R Std-100-150-200	Chrome-Moly; 7.7900" O.A.L.
16	Push Rod, Bulk	80-78	BRP-3093 Std Only	Carton of 100; 7.7940" O.A.L.
16	Push Rod, Bulk	80-78	BRP-3212R Std-100	Chrome-Moly; Carton of 100; 7.7900" O.A.L.
QTY	ROCKER PARTS	YEARS	PART NO.	DESCRIPTION
16	Arm Assy.	80-78	R-826 Std Only	Incl. arm, ball & nut
16	Arm Assy., Bulk	80-78	R-826B Std Only	Incl. arm, ball & nut; Carton of 64
16	Arm	80-78	R-826A Std Only	
16	Rocker Arm Ball	80-78	MR-1783 Std Only	
16	Nut	80-78	MR-1751 Std Only	Self-locking, 3/8" x 24 threads
16	Stud	80-78	MR-1752 Std Only	.003" O/S; 3/8" x 24 x 2.495"
16	Stud	80-78	MR-1949 Std Only	.372" x 24 x 2.495"
QTY	VALVE	YEARS	PART NO.	DESCRIPTION
8	Exhaust	80-78	V-1904 Std-3-15-30	Chrome plated stem; 1.5000" Head Dia., 0.3414" Stem Dia., 4.9280" O.A.L.
8	Exhaust, Bulk	80-78	V-1904B Std-15	Chrome plated stem; Carton of 25; 1.5000" Head Dia., 0.3414" Stem Dia., 4.9280" O.A.L.
8	Intake	80-79	V-2143 Std-3-5-15	Chrome plated stem; 1.8390" Head Dia., 0.3410" Stem Dia., 4.9120" O.A.L.
8	Intake	78	V-1927 Std-15	Chrome plated stem; 1.7200" Head Dia., 0.3413" Stem Dia., 4.9170" O.A.L.
8	Intake, Bulk	80-79	V-2143B Std Only	Chrome plated stem; Carton of 25; 1.8400" Head Dia., 0.3413" Stem Dia., 4.9120" O.A.L.
8	Intake, Bulk	78	V-1927B Std Only	Chrome plated stem; Carton of 25; 1.7200" Head Dia., 0.3413" Stem Dia., 4.9170" O.A.L.
QTY	VALVE GUIDE	YEARS	PART NO.	DESCRIPTION
8	Guide	80-78	VG-5005H Std Only	Loc. Exh.; Hardened; 0.3430" ID, 2.2500" O.A.L
8	Guide	80-78	VG-5005 Std Only	Loc. Exh.; Plain; 0.3430" ID, 2.2500" O.A.L
8	Guide	80-78	VG-5005T Std Only	Loc. Exh.; Threaded; 0.3425" ID, 2.2500" O.A.L
8	Guide	80-78	VG-5038 Std Only	Loc. Int.; 0.3430" ID, 2.1200" O.A.L
8	Guide, Bulk	80-78	VG-5005B Std Only	Loc. Exh.; Plain; Carton of 50; 0.3430" ID, 2.2500" O.A.L
8	Guide, Bulk	80-78	VG-5005TB Std Only	Loc. Exh.; Threaded; Carton of 50; 0.3425" ID, 2.2500" O.A.L
8	Guide, Bulk	80-78	VG-5038B Std Only	Loc. Int.; Carton of 50; 0.3430" ID, 2.1200" O.A.L
QTY	VALVE SPRING	YEARS	PART NO.	DESCRIPTION
8	Spring	80-78	VS-677 Std Only	Loc. Exh.; Incl. damper; 2.0300" Free Height
8	Spring	80-78	VS-739R Std Only	Loc. Exh.; Optional-H/D; 2.0000" Free Height
8	Spring	80-78	VS-677 Std Only	Loc. Int.; Incl. damper; 2.0300" Free Height
8	Spring	80-78	VS-739R Std Only	Loc. Int.; Optional-H/D; 2.0000" Free Height

VALVE TRAIN

VALVE TRAIN

(continued on next page)

GM Car (Incl. Buick, Cad., Chev., Olds., Pontiac)

163 305 5.0L (4999cc) OHV V8 (16 Valve) (Chevrolet), 3.736" Bore (GMC Eng.), 4 Bbl. "VIN H" 1980-1978
(cont.)

QTY	VALVE SPRING (cont.)	YEARS	PART NO.	DESCRIPTION
8	Spring, Bulk	80-78	VS-677B Std Only	Loc. Exh.; Incl. damper; Carton of 250; 2.0300" Free Height
8	Spring, Bulk	80-78	VS-739RB Std Only	Loc. Exh.; Optional-H/D; Carton of 300; 2.0000" Free Height
8	Spring, Bulk	80-78	VS-677B Std Only	Loc. Int.; Incl. damper; Carton of 250; 2.0300" Free Height
8	Spring, Bulk	80-78	VS-739RB Std Only	Loc. Int.; Optional-H/D; Carton of 300; 2.0000" Free Height
QTY	VALVE SEAL	YEARS	PART NO.	DESCRIPTION
1	Valve Stem Seal	80-78	MV-1233C Std Only	O-Ring; (RBB) Rubber
16	Valve Stem Seal	80-78	ST-2092 Std Only	Positive type, Metal Clad; (RBB) Rubber
16	Valve Stem Seal	80-78	ST-2003 Std Only	Positive type; Installation requires valve guide machining; (RBB) Rubber
16	Valve Stem Seal	80-78	MV-1598C Std Only	Umbrella type; (RBB) Rubber
16	Valve Stem Seal	80-78	MV-1903 Std Only	Use w/VG-5038 repair guide; Positive type; (RBB) Rubber
1	Valve Stem Seal Bulk	80-78	MV-1233 Std Only	O-Ring; Carton of 100; (RBB) Rubber
16	Valve Stem Seal Bulk	80-78	ST-2003BC Std Only	Positive type; Installation requires valve guide machining; Carton of 100; (RBB) Rubber
16	Valve Stem Seal Bulk	80-78	MV-1598 Std Only	Umbrella type; Carton of 100; (RBB) Rubber
QTY	VALVE SEAT	YEARS	PART NO.	DESCRIPTION
8	Seat	80-78	245-1562-1 Std Only	Loc. Exh.; 1.5675" OD, 1.3125" ID, 0.2160" Depth
8	Seat	80-78	245-1562-1N Std Only	Loc. Exh.; Premium Material; 1.5675" OD, 1.3125" ID, 0.2160" Depth
8	Seat	80-78	245-1937-1 Std Only	Loc. Int.; 1.9425" OD, 1.6875" ID, 0.2480" Depth
8	Seat	78	245-1812-3 Std Only	Loc. Int.; 1.8175" OD, 1.5000" ID, 0.2160" Depth
QTY	VALVE, MISC	YEARS	PART NO.	DESCRIPTION
32	Keeper	80-78	VK-115A Std Only	1 groove; Square cut key groove; Carton pack 24
32	Keeper	80-78	VK-115 Std Only	1 groove; Square cut key groove; Carton pack 32
32	Keeper	80-78	VK-115R Std Only	1 groove; Square cut key groove; Hardened
32	Keeper, Bulk	80-78	VK-115B Std Only	1 groove; Square cut key groove; Carton of 1000
16	Spring Insert	80-78	259-203C Std Only	.015"; Carton of 100
16	Spring Insert	80-78	259-203B Std Only	.030"; Carton of 100
16	Spring Insert	80-78	259-203BRS Std Only	.030"; Carton of 500
16	Spring Insert	80-78	259-203A Std Only	.060"; Carton of 100
16	Spring Insert	80-78	259-203ARS Std Only	.060"; Carton of 500
8	Rotocap	80-78	RC-157S Std Only	Loc. Exh.
QTY	PISTON	YEARS	PART NO.	DESCRIPTION
8	Cast Piston	80-78	454NP Std-20-30-40-60	Cast; .9275" Pin Dia.; 2 Rings 5/64 Groove, 1 Ring 3/16 Groove, 1.540 CD, Recessed Head .110 deep x 3.115 dia. - 8.5:1 C.R.
8	Cast Piston	80-78	611P Std-20-30-40-60	Cast; Use w/E-356K, E-356KC or E-356X ring set; For use w/350 crank w/o need to rebalance engine; .9275" Pin Dia.; 2 Rings 5/64 Groove, 1 Ring 3/16 Groove, 1.540 CD, Recessed Head .095 deep x 3.130 dia. w/4 valve reliefs
8	Cast Piston	80-78	H534CP Std-20-30-40-60	Perf. or reg. duty operation; Hypereutectic; 0.9275" Pin Dia.; 2 Rings 5/64 Groove, 1 Ring 3/16 Groove, 1.560 CD, Flat, 4 reliefs; DUROSHIELD® skirt coated piston
8	Cast Piston - Individual	80-78	W454NP Std-20-30-40-60	Cast; .9275" Pin Dia.; 2 Rings 5/64 Groove, 1 Ring 3/16 Groove, 1.540 CD, Recessed Head .110 deep x 3.115 dia. - 8.5:1 C.R.
8	Cast Piston - Individual	80-78	W611P Std-20-30-40-60	Cast; Use w/WE-356K or WE-356X ring set; For use w/350 crank w/o need to rebalance engine; .9275" Pin Dia.; 2 Rings 5/64 Groove, 1 Ring 3/16 Groove, 1.540 CD, Recessed Head .095 deep x 3.130 dia. w/4 valve reliefs
8	Cast Piston - Individual	80-78	WH534CP Std-20-30-40-60	Perf. or reg. duty operation; Hypereutectic; 0.9275" Pin Dia.; 2 Rings 5/64 Groove, 1 Ring 3/16 Groove, 1.560 CD, Flat, 4 reliefs; DUROSHIELD® skirt coated piston
1	Cast Piston Set w/Prem. Rings	80-78	8K454NP 30 30-40-60	Cast; .9275" Pin Dia.; 1 Ring 5/64 Groove, 1 Ring 3/16 Groove, 1.540 CD, Recessed Head .110 deep x 3.115 dia. - 8.5:1 C.R.
1	Cast Piston Set w/Prem. Rings	80-78	8KH534CP 30 30-40-60	Perf. or reg. duty operation; Hypereutectic; 0.9275" Pin Dia.; 2 Rings 5/64 Groove, 1 Ring 3/16 Groove, 1.560 CD, Flat Head w/4 valve reliefs. DUROSHIELD® skirt coated piston.
1	Cast Piston Set w/Econ. Rings	80-78	8X454NP 20 20-30-40-60	Cast; .9275" Pin Dia.; 2 Rings 5/64 Groove, 1 Ring 3/16 Groove, 1.540 CD, Recessed Head .110 deep x 3.115 dia. - 8.5:1 C.R.
8	Pin	80-78	P-2208 Std-3-5-0015	0.6200" Inside Dia., 0.9272" Outside Dia.
QTY	RINGS	YEARS	PART NO.	DESCRIPTION
1	Premium Set	80-78	E-356KC Std-10-20-40-60	.200" deep oil ring groove; 2-5/64, 1-3/16; Premium Chrome
1	Premium Set	80-78	E-356K Std-10-20-30-40-60	.200" deep oil ring groove; 2-5/64, 1-3/16; Premium Moly
1	Standard Set	80-78	E-356X Std-20-30-40-60	.200" deep oil ring groove; 2-5/64, 1-3/16; Iron
8	Standard Single Cylinder Set	80-78	WE-356X Std Only	.200" deep oil ring groove; 2-5/64, 1-3/16; Iron
QTY	ENGINE BEARINGS	YEARS	PART NO.	DESCRIPTION
1	Main Set	80-78	4663M Std-1-2-10-20-30-40-60	

VALVE TRAIN

VALVE TRAIN

BLOCK

BLOCK

(continued on next page)

GM Car (Incl. Buick, Cad., Chev., Olds., Pontiac)

305 5.0L (4999cc) OHV V8 (16 Valve) (Chevrolet), 3.736" Bore (GMC Eng.), 4 Bbl. "VIN H" 1980-1978 163
(cont.)

	ENGINE BEARINGS	YEARS	PART NO.	DESCRIPTION
BLOCK	QTY	(cont.)		
	1	Main Set	80-78	6688M 10 10-20-30 .020" O/S length flange brg.
	1	Main Set	80-78	4663MA Std-1-2-10-20-30-40-60 A-Series aluminum bearings
	1	Main Set	80-78	7329MA 10 10-20 A-Series aluminum bearings; .010" O/S length flange brg.
	1	Main Set	80-78	7274MA 10X20 10X20 A-Series aluminum bearings; w/.020" O/S OD
	1	Main Set	80-78	139M Std-1-1X-9-10-11-20-21-30 Race Performance; 3/4 grooved
	1	Main Set	80-78	C139M Std-1-1X-10-20-30 Race Performance; 3/4 grooved; DUROSHIELD® coated bearings
	1	Rod Set	80-78	8-2555CP Std-1-10-20-30-40-50 8-2555CA 60 avail. as unplated & resizeable; Overplated copper-lead alloy
	1	Rod Set	80-78	8-2555A Std-1-10-20-30-40-50-60 A-Series aluminum bearings
	1	Rod Set	80-78	8-2555A 10X2 10X2-20X2-30X2-40X2 A-Series aluminum bearings; Use in .002" O/S Rod Bore
	1	Rod Set	80-78	8-7095CH Std-1-10-20-30 Race Performance
	1	Rod Set	80-78	8-7100CH Std-1-1X-9-10-11-19-20-21-30 Race Performance; Chamfered on one side
	1	Rod Set	80-78	C8-7100CH Std-1-1X-10-20-30 Race Performance; DUROSHIELD® coated bearings; w/o Dowel hole; Chamfered on one side
	1	Rod Set	80-78	8-2555CA 60 60 Unplated & resizeable
	1	Rod Set	80-78	8-2555CP 10X2 + 10X2-20X2 Use in .002" O/S Rod Bore; Overplated copper-lead alloy; Superseded - When depleted use 8-2555A 10X2
	8	Rod Pair	80-78	2555A Std-1-2-10-20-30-40-50-60 A-Series aluminum bearings
	8	Rod Pair	80-78	2555CP Std-1-2-10-20-30-40-50 Overplated copper-lead alloy
	8	Rod Pair	80-78	7100CH Std-1-1X-10-20-30 Race Performance; Chamfered on one side
	8	Rod Pair	80-78	2555CA 60 60 Unplated & resizeable
	8	Rod Pair	80-78	2555CP 10X2 + 10X2-20X2 Use in .002" O/S Rod Bore; Superseded - When depleted use 2555A 10X2
1	Cam Set	80-78	1750M Std Only 2.030" housing bore	
1	Cam Set	80-78	1235M Std-1-10 Babbitt material; Full round design	
1	Cam Set	80-78	1749M Std Only Bi-Metal Aluminum	
1	Cam Set	80-78	2100M Std Only Race Performance	
QTY	OIL PUMP	YEARS	PART NO.	DESCRIPTION
1	Oil Pump	80-78	224-4146	5/8" inlet
1	Oil Pump	80-78	224-4146A	High Pressure; 5/8" inlet
1	Oil Pump	80-78	224-4143	High Volume, check pan for clearance; 5/8" inlet; Use shaft w/steel guide
1	Inter. Shaft	80-78	224-6146E	Has steel shaft guide; Eliminates nylon shaft guide
1	Inter. Shaft	80-78	224-6146	Use w/nylon shaft guide
1	Oil Pump Shaft Guide	80-78	224-43343	Nylon
1	Screen Assy.	80	224-1246	Exc. Chevrolet Corvette Base; 5/8" inlet tube
1	Screen Assy.	80	224-14227	Chevrolet Corvette Base; 5/8" inlet tube
1	Screen Assy.	79-78	224-1246	5/8" inlet tube
QTY	GASKETS	YEARS	PART NO.	DESCRIPTION
1	Kit Gasket Set	80-78	260-1023	VINTAGE; Head bolts not incl.
2	Head Bolt Set	80-78	260-2500 Std Only	Replacement recommended
QTY	FREEZE PLUGS	YEARS	PART NO.	DESCRIPTION
1	Brass Block Plug Kit	80-78	381-8007	
1	Steel Block Plug Kit	80-78	381-4011	
1	Brass Deep Cup Freeze Plug	80-78	381-9001	VINTAGE; 1.625" Diameter
1	Steel Deep Cup Freeze Plug	80-78	381-3095	0.500" Diameter
1	Steel Deep Cup Freeze Plug	80-78	381-3041	1.625" Diameter
1	Steel Shallow Cup Freeze Plug	80-78	381-2078	2.109" Diameter

305 5.0L (4999cc) OHV V8 (16 Valve) (Chevrolet), 3.736" Bore (GMC Eng.), 2 Bbl. "VIN Q" 1976 164

	TIMING	YEARS	PART NO.	DESCRIPTION
QTY				
1	3 Piece Set	76	KT3-499S	Powdered Metal Crank Sprocket; w/.405" tooth width sprocket; (1) 222-499; (1) 223-390; (1) 223-391
1	Timing Set w/Gaskets	76	CTS-1000	w/.405" tooth width sprocket
1	Timing Chain	76	222-499	Use w/.405" tooth width sprocket; 46 Links
1	Crank Sprocket	76	223-391	Powdered metal; .405" tooth width sprocket; 18 Teeth
1	Cam Sprocket	76	223-390	.405" tooth width sprocket; 36 Teeth
QTY	CAMSHAFT/LIFTER	YEARS	PART NO.	DESCRIPTION
1	Camshaft	76	CS-711	Hydraulic, (050) Duration at .050 Lobe Lift, 194 Exh., 178 Int., 108 Degrees Lobe Separation

(continued on next page)

GM Car (Incl. Buick, Cad., Chev., Olds., Pontiac)

164 305 5.0L (4999cc) OHV V8 (16 Valve) (Chevrolet), 3.736" Bore (GMC Eng.), 2 Bbl. "VIN Q" 1976
(cont.)

**V
A
L
V
E

T
R
A
I
N**

**V
A
L
V
E

T
R
A
I
N**

QTY	CAMSHAFT/LIFTER	YEARS	PART NO.	DESCRIPTION
1	Performance Cam	76	CS-1103R	Emissions Legal Cam; CARB E.O. No. D-292-1; Pro-1500 Perf. Cam; 0.42" Exh. Valve Lift, 0.398" Int. Valve Lift, Hydraulic, (050) Duration at .050 Lobe Lift, 204 Exh., 194 Int., 112 Degrees Lobe Separation
1	Performance Cam	76	CS-1014R	Emissions Legal Cam; CARB E.O. No. D-292-1; Pro-2000 Perf. Cam; 0.443" Exh. Valve Lift, 0.42" Int. Valve Lift, Hydraulic, (050) Duration at .050 Lobe Lift, 214 Exh., 204 Int., 112 Degrees Lobe Separation
1	Performance Cam	76	CS-1106R	Emissions Legal Cam; CARB E.O. No. D-292-1; Pro-3000 Perf. Cam; 0.465" Exh. Valve Lift, 0.443" Int. Valve Lift, Hydraulic, (050) Duration at .050 Lobe Lift, 224 Exh., 214 Int., 112 Degrees Lobe Separation
1	Prelube		55-403 Std Only	1.5 oz. packet
1	Prelube		55-400 Std Only	4 oz. bottle; 1.5 oz. packet No. 55-403 also avail.
16	Lifter	76	HT-817 Std Only	Hyd.
16	Lifter	76	HT-817R Std Only	Speed-Pro Hi-Revolution Hyd.
16	Lifter, Bulk	76	HT-817B Std Only	Hyd.; Carton of 128
16	Lifter, Bulk	76	HT-817RB Std Only	Speed-Pro Hi-Revolution Hyd.; Carton of 128
QTY	CAM KIT	YEARS	PART NO.	DESCRIPTION
1	Cam/Lifter Kit	76	KC-1103R	Emissions Legal Cam; CARB E.O. No. D-292-1; Hyd.; Pro-1500 Perf. Cam; Duration at .050", 194 Int., 204 Exh.; Valve lift .398" Int., .420" Exh.; Lobe Separation 112 Degrees; (1) 55-403B; (1) CS-1103R; (16) HT-817
1	Cam/Lifter Kit	76	KC-1014R	Emissions Legal Cam; CARB E.O. No. D-292-1; Hyd.; Pro-2000 Perf. Cam; Duration at .050", 204 Int., 214 Exh.; Valve lift .420" Int., .443" Exh.; Lobe Separation 112 Degrees; (1) 55-403B; (1) CS-1014R; (16) HT-817
1	Cam/Lifter Kit	76	KC-1106R	Emissions Legal Cam; CARB E.O. No. D-292-1; Hyd.; Pro-3000 Perf. Cam; Duration at .050", 214 Int., 224 Exh.; Valve lift .443" Int., .465" Exh.; Lobe Separation 112 Degrees; (1) 55-403B; (1) CS-1106R; (16) HT-817
1	Cam/Lifter Kit	76	KC-711	Hyd.; (1) 55-403B; (1) CS-711; (16) HT-817
1	Cam/Lifter/Timing Kit	76	KCT-711	Hyd.; w/.405" tooth width sprocket; (1) 55-403B; (1) CS-711; (16) HT-817; (1) KT3-499S
QTY	PUSH ROD	YEARS	PART NO.	DESCRIPTION
16	Push Rod	76	RP-3093 Std Only	7.7940" O.A.L.
16	Push Rod	76	RP-3212R Std-100-150-200	Chrome-Moly; 7.7900" O.A.L.
16	Push Rod, Bulk	76	BRP-3093 Std Only	Carton of 100; 7.7940" O.A.L.
16	Push Rod, Bulk	76	BRP-3212R Std-100	Chrome-Moly; Carton of 100; 7.7900" O.A.L.
QTY	ROCKER PARTS	YEARS	PART NO.	DESCRIPTION
16	Arm Assy.	76	R-826 Std Only	Incl. arm, ball & nut
16	Arm Assy., Bulk	76	R-826B Std Only	Incl. arm, ball & nut; Carton of 64
16	Arm	76	R-826A Std Only	
16	Rocker Arm Ball	76	MR-1783 Std Only	
16	Nut	76	MR-1751 Std Only	Self-locking, 3/8" x 24 threads
16	Stud	76	MR-1752 Std Only	.003" O/S; 3/8" x 24 x 2.495"
16	Stud	76	MR-1949 Std Only	.372" x 24 x 2.495"
QTY	VALVE	YEARS	PART NO.	DESCRIPTION
8	Exhaust	76	V-1904 Std-3-15-30	Chrome plated stem; 1.5000" Head Dia., 0.3414" Stem Dia., 4.9280" O.A.L.
8	Exhaust, Bulk	76	V-1904B Std-15	Chrome plated stem; Carton of 25; 1.5000" Head Dia., 0.3414" Stem Dia., 4.9280" O.A.L.
8	Intake	76	V-1927 Std-15	Chrome plated stem; 1.7200" Head Dia., 0.3413" Stem Dia., 4.9170" O.A.L.
8	Intake, Bulk	76	V-1927B Std Only	Chrome plated stem; Carton of 25; 1.7200" Head Dia., 0.3413" Stem Dia., 4.9170" O.A.L.
QTY	VALVE GUIDE	YEARS	PART NO.	DESCRIPTION
8	Guide	76	VG-5005H Std Only	Loc. Exh.; Hardened; 0.3430" ID, 2.2500" O.A.L
8	Guide	76	VG-5005 Std Only	Loc. Exh.; Plain; 0.3430" ID, 2.2500" O.A.L
8	Guide	76	VG-5005T Std Only	Loc. Exh.; Threaded; 0.3425" ID, 2.2500" O.A.L
8	Guide	76	VG-5038 Std Only	Loc. Int.; 0.3430" ID, 2.1200" O.A.L
8	Guide, Bulk	76	VG-5005B Std Only	Loc. Exh.; Plain; Carton of 50; 0.3430" ID, 2.2500" O.A.L
8	Guide, Bulk	76	VG-5005TB Std Only	Loc. Exh.; Threaded; Carton of 50; 0.3425" ID, 2.2500" O.A.L
8	Guide, Bulk	76	VG-5038B Std Only	Loc. Int.; Carton of 50; 0.3430" ID, 2.1200" O.A.L
QTY	VALVE SPRING	YEARS	PART NO.	DESCRIPTION
8	Spring	76	VS-727 Std Only	Loc. Exh.; Incl. damper; 1.9100" Free Height
8	Spring	76	VS-677 Std Only	Loc. Int.; Incl. damper; 2.0300" Free Height
8	Spring, Bulk	76	VS-727B Std Only	Loc. Exh.; Incl. damper; Carton of 250; 1.9100" Free Height
8	Spring, Bulk	76	VS-677B Std Only	Loc. Int.; Incl. damper; Carton of 250; 2.0300" Free Height

(continued on next page)

GM Car (Incl. Buick, Cad., Chev., Olds., Pontiac)

305 5.0L (4999cc) OHV V8 (16 Valve) (Chevrolet), 3.736" Bore (GMC Eng.), 2 Bbl. "VIN Q" 1976 164
(cont.)

QTY	VALVE SEAL	YEARS	PART NO.	DESCRIPTION
1	Valve Stem Seal	76	MV-1233C Std Only	O-Ring; (RBB) Rubber
16	Valve Stem Seal	76	ST-2092 Std Only	Positive type, Metal Clad; (RBB) Rubber
16	Valve Stem Seal	76	ST-2003 Std Only	Positive type; Installation requires valve guide machining; (RBB) Rubber
16	Valve Stem Seal	76	MV-1598C Std Only	Umbrella type; (RBB) Rubber
16	Valve Stem Seal	76	MV-1903 Std Only	Use w/VG-5038 repair guide; Positive type; (RBB) Rubber
1	Valve Stem Seal Bulk	76	MV-1233 Std Only	O-Ring; Carton of 100; (RBB) Rubber
16	Valve Stem Seal Bulk	76	ST-2003BC Std Only	Positive type; Installation requires valve guide machining; Carton of 100; (RBB) Rubber
16	Valve Stem Seal Bulk	76	MV-1598 Std Only	Umbrella type; Carton of 100; (RBB) Rubber
QTY	VALVE SEAT	YEARS	PART NO.	DESCRIPTION
8	Seat	76	245-1562-1 Std Only	Loc. Exh.; 1.5675" OD, 1.3125" ID, 0.2160" Depth
8	Seat	76	245-1562-1N Std Only	Loc. Exh.; Premium Material; 1.5675" OD, 1.3125" ID, 0.2160" Depth
8	Seat	76	245-1812-3 Std Only	Loc. Int.; 1.8175" OD, 1.5000" ID, 0.2160" Depth
8	Seat	76	245-1937-1 Std Only	Loc. Int.; 1.9425" OD, 1.6875" ID, 0.2480" Depth
QTY	VALVE, MISC	YEARS	PART NO.	DESCRIPTION
32	Keeper	76	VK-115A Std Only	1 groove; Square cut key groove; Carton pack 24
32	Keeper	76	VK-115 Std Only	1 groove; Square cut key groove; Carton pack 32
32	Keeper	76	VK-115R Std Only	1 groove; Square cut key groove; Hardened
32	Keeper, Bulk	76	VK-115B Std Only	1 groove; Square cut key groove; Carton of 1000
16	Spring Insert	76	259-203C Std Only	.015"; Carton of 100
16	Spring Insert	76	259-203B Std Only	.030"; Carton of 100
16	Spring Insert	76	259-203BRS Std Only	.030"; Carton of 500
16	Spring Insert	76	259-203A Std Only	.060"; Carton of 100
16	Spring Insert	76	259-203ARS Std Only	.060"; Carton of 500
8	Rotocap	76	RC-157S Std Only	Loc. Exh.
QTY	PISTON	YEARS	PART NO.	DESCRIPTION
8	Cast Piston	76	454NP Std-20-30-40-60	Cast; .9275" Pin Dia.; 2 Rings 5/64 Groove, 1 Ring 3/16 Groove, 1.540 CD, Recessed Head .110 deep x 3.115 dia. - 8.5:1 C.R.
8	Cast Piston	76	611P Std-20-30-40-60	Cast; Use w/E-356K, E-356KC or E-356X ring set; For use w/350 crank w/o need to rebalance engine; .9275" Pin Dia.; 2 Rings 5/64 Groove, 1 Ring 3/16 Groove, 1.540 CD, Recessed Head .095 deep x 3.130 dia. w/4 valve reliefs
8	Cast Piston	76	H534CP Std-20-30-40-60	Perf. or reg. duty operation; Hypereutectic; 0.9275" Pin Dia.; 2 Rings 5/64 Groove, 1 Ring 3/16 Groove, 1.560 CD, Flat, 4 reliefs; DUROSHIELD® skirt coated piston
8	Cast Piston - Individual	76	W454NP Std-20-30-40-60	Cast; .9275" Pin Dia.; 2 Rings 5/64 Groove, 1 Ring 3/16 Groove, 1.540 CD, Recessed Head .110 deep x 3.115 dia. - 8.5:1 C.R.
8	Cast Piston - Individual	76	W611P Std-20-30-40-60	Cast; Use w/WE-356K or WE-356X ring set; For use w/350 crank w/o need to rebalance engine; .9275" Pin Dia.; 2 Rings 5/64 Groove, 1 Ring 3/16 Groove, 1.540 CD, Recessed Head .095 deep x 3.130 dia. w/4 valve reliefs
8	Cast Piston - Individual	76	WH534CP Std-20-30-40-60	Perf. or reg. duty operation; Hypereutectic; 0.9275" Pin Dia.; 2 Rings 5/64 Groove, 1 Ring 3/16 Groove, 1.560 CD, Flat, 4 reliefs; DUROSHIELD® skirt coated piston
1	Cast Piston Set w/Prem. Rings	76	8K454NP 30 30-40-60	Cast; .9275" Pin Dia.; 1 Ring 5/64 Groove, 1 Ring 3/16 Groove, 1.540 CD, Recessed Head .110 deep x 3.115 dia. - 8.5:1 C.R.
1	Cast Piston Set w/Prem. Rings	76	8KH534CP 30 30-40-60	Perf. or reg. duty operation; Hypereutectic; 0.9275" Pin Dia.; 2 Rings 5/64 Groove, 1 Ring 3/16 Groove, 1.560 CD, Flat Head w/4 valve reliefs. DUROSHIELD® skirt coated piston.
1	Cast Piston Set w/Econ. Rings	76	8X454NP 20 20-30-40-60	Cast; .9275" Pin Dia.; 2 Rings 5/64 Groove, 1 Ring 3/16 Groove, 1.540 CD, Recessed Head .110 deep x 3.115 dia. - 8.5:1 C.R.
8	Pin	76	P-2208 Std-3-5-0015	0.6200" Inside Dia., 0.9272" Outside Dia.
QTY	RINGS	YEARS	PART NO.	DESCRIPTION
1	Premium Set	76	E-356KC Std-10-20-40-60	.200" deep oil ring groove; 2-5/64, 1-3/16; Premium Chrome
1	Premium Set	76	E-356K Std-10-20-30-40-60	.200" deep oil ring groove; 2-5/64, 1-3/16; Premium Moly
1	Standard Set	76	E-356X Std-20-30-40-60	.200" deep oil ring groove; 2-5/64, 1-3/16; Iron
8	Standard Single Cylinder Set	76	WE-356X Std Only	.200" deep oil ring groove; 2-5/64, 1-3/16; Iron
QTY	ENGINE BEARINGS	YEARS	PART NO.	DESCRIPTION
1	Main Set	76	4663M Std-1-2-10-20-30-40-60	
1	Main Set	76	6688M 10 10-20-30	.020" O/S length flange brg.
1	Main Set	76	4663MA Std-1-2-10-20-30-40-60	A-Series aluminum bearings
1	Main Set	76	7329MA 10 10-20	A-Series aluminum bearings; .010" O/S length flange brg.
1	Main Set	76	7274MA 10X20 10X20	A-Series aluminum bearings; w/.020" O/S OD

(continued on next page)

GM Car (Incl. Buick, Cad., Chev., Olds., Pontiac)

164 305 5.0L (4999cc) OHV V8 (16 Valve) (Chevrolet), 3.736" Bore (GMC Eng.), 2 Bbl. "VIN Q" 1976
(cont.)

	QTY	ENGINE BEARINGS (cont.)	YEARS	PART NO.	DESCRIPTION
BLOCK	1	Main Set	76	139M Std-1-1X-9-10-11-20-21-30	Race Performance; 3/4 grooved
	1	Main Set	76	C139M Std-1-1X-10-20-30	Race Performance; 3/4 grooved; DUROSHIELD® coated bearings
	1	Rod Set	76	8-2555CP Std-1-10-20-30-40-50	8-2555CA 60 avail. as unplated & resizeable; Overplated copper-lead alloy
	1	Rod Set	76	8-2555A Std-1-10-20-30-40-50-60	A-Series aluminum bearings
	1	Rod Set	76	8-2555A 10X2 10X2-20X2-30X2-40X2	A-Series aluminum bearings; Use in .002" O/S Rod Bore
	1	Rod Set	76	8-7095CH Std-1-10-20-30	Race Performance
	1	Rod Set	76	8-7100CH Std-1-1X-9-10-11-19-20-21-30	Race Performance; Chamfered on one side
	1	Rod Set	76	C8-7100CH Std-1-1X-10-20-30	Race Performance; DUROSHIELD® coated bearings; w/o Dowel hole; Chamfered on one side
	1	Rod Set	76	8-2555CA 60 60	Unplated & resizeable
	1	Rod Set	76	8-2555CP 10X2 + 10X2-20X2	Use in .002" O/S Rod Bore; Overplated copper-lead alloy; Superseded - When depleted use 8-2555A 10X2
	8	Rod Pair	76	2555A Std-1-2-10-20-30-40-50-60	A-Series aluminum bearings
	8	Rod Pair	76	2555CP Std-1-2-10-20-30-40-50	Overplated copper-lead alloy
	8	Rod Pair	76	7100CH Std-1-1X-10-20-30	Race Performance; Chamfered on one side
	8	Rod Pair	76	2555CA 60 60	Unplated & resizeable
	8	Rod Pair	76	2555CP 10X2 + 10X2-20X2	Use in .002" O/S Rod Bore; Superseded - When depleted use 2555A 10X2
	1	Cam Set	76	1750M Std Only	2.030" housing bore
	1	Cam Set	76	1235M Std-1-10	Babbitt material; Full round design
	1	Cam Set	76	1749M Std Only	Bi-Metal Aluminum
	1	Cam Set	76	2100M Std Only	Race Performance
		QTY	OIL PUMP	YEARS	PART NO.
	1	Oil Pump	76	224-4146	5/8" inlet
	1	Oil Pump	76	224-4146A	High Pressure; 5/8" inlet
	1	Oil Pump	76	224-4143	High Volume, check pan for clearance; 5/8" inlet; Use shaft w/steel guide
	1	Inter. Shaft	76	224-6146E	Has steel shaft guide; Eliminates nylon shaft guide
	1	Inter. Shaft	76	224-6146	Use w/nylon shaft guide
	1	Oil Pump Shaft Guide	76	224-43343	Nylon
	1	Screen Assy.	76	224-1246	5/8" inlet tube
	QTY	GASKETS	YEARS	PART NO.	DESCRIPTION
	1	Kit Gasket Set	76	260-1023	VINTAGE; Head bolts not incl.
	2	Head Bolt Set	76	260-2500 Std Only	Replacement recommended
	QTY	FREEZE PLUGS	YEARS	PART NO.	DESCRIPTION
	1	Brass Block Plug Kit	76	381-8007	
	1	Steel Block Plug Kit	76	381-4011	
	1	Brass Deep Cup Freeze Plug	76	381-9001	VINTAGE; 1.625" Diameter
	1	Steel Deep Cup Freeze Plug	76	381-3095	0.500" Diameter
	1	Steel Deep Cup Freeze Plug	76	381-3041	1.625" Diameter
	1	Steel Shallow Cup Freeze Plug	76	381-2078	2.109" Diameter

165 305 5.0L (4999cc) OHV V8 (16 Valve) (Chevrolet), 3.736" Bore (GMC Eng.), 2 Bbl. "VIN U" 1978-1976

	QTY	TIMING	YEARS	PART NO.	DESCRIPTION
VALVE TRAIN	1	3 Piece Set	78-76	KT3-499S	Powdered Metal Crank Sprocket; w/.405" tooth width sprocket; (1) 222-499; (1) 223-390; (1) 223-391
	1	Timing Set w/Gaskets	78-76	CTS-1000	w/.405" tooth width sprocket
	1	Timing Chain	78-76	222-499	Use w/.405" tooth width sprocket; 46 Links
	1	Crank Sprocket	78-76	223-391	Powdered metal; .405" tooth width sprocket; 18 Teeth
	1	Cam Sprocket	78-76	223-390	.405" tooth width sprocket; 36 Teeth
	QTY	CAMSHAFT/LIFTER	YEARS	PART NO.	DESCRIPTION
	1	Camshaft	78-76	CS-711	Hydraulic, (050) Duration at .050 Lobe Lift, 194 Exh., 178 Int., 108 Degrees Lobe Separation
	1	Performance Cam	78-76	CS-1103R	Emissions Legal Cam; CARB E.O. No. D-292-1; Pro-1500 Perf. Cam; 0.42" Exh. Valve Lift, 0.398" Int. Valve Lift, Hydraulic, (050) Duration at .050 Lobe Lift, 204 Exh., 194 Int., 112 Degrees Lobe Separation
	1	Performance Cam	78-76	CS-1014R	Emissions Legal Cam; CARB E.O. No. D-292-1; Pro-2000 Perf. Cam; 0.443" Exh. Valve Lift, 0.42" Int. Valve Lift, Hydraulic, (050) Duration at .050 Lobe Lift, 214 Exh., 204 Int., 112 Degrees Lobe Separation

(continued on next page)

GM Car (Incl. Buick, Cad., Chev., Olds., Pontiac)

305 5.0L (4999cc) OHV V8 (16 Valve) (Chevrolet), 3.736" Bore (GMC Eng.), 2 Bbl. "VIN U" 1978-1976 165 (cont.)

QTY	CAMSHAFT/LIFTER	YEARS	PART NO.	DESCRIPTION
1	(cont.) Performance Cam	78-76	CS-1106R	Emissions Legal Cam; CARB E.O. No. D-292-1; Pro-3000 Perf. Cam; 0.465" Exh. Valve Lift, 0.443" Int. Valve Lift, Hydraulic, (050) Duration at .050 Lobe Lift, 224 Exh., 214 Int., 112 Degrees Lobe Separation
1	Prelube		55-403 Std Only	1.5 oz. packet
1	Prelube		55-400 Std Only	4 oz. bottle; 1.5 oz. packet No. 55-403 also avail.
16	Lifter	78-76	HT-817 Std Only	Hyd.
16	Lifter	78-76	HT-817R Std Only	Speed-Pro Hi-Revolution Hyd.
16	Lifter, Bulk	78-76	HT-817B Std Only	Hyd.; Carton of 128
16	Lifter, Bulk	78-76	HT-817RB Std Only	Speed-Pro Hi-Revolution Hyd.; Carton of 128
QTY	CAM KIT	YEARS	PART NO.	DESCRIPTION
1	Cam/Lifter Kit	78-76	KC-1103R	Emissions Legal Cam; CARB E.O. No. D-292-1; Hyd.; Pro-1500 Perf. Cam; Duration at .050", 194 Int., 204 Exh.; Valve lift .398" Int., .420" Exh.; Lobe Separation 112 Degrees; (1) 55-403B; (1) CS-1103R; (16) HT-817
1	Cam/Lifter Kit	78-76	KC-1014R	Emissions Legal Cam; CARB E.O. No. D-292-1; Hyd.; Pro-2000 Perf. Cam; Duration at .050", 204 Int., 214 Exh.; Valve lift .420" Int., .443" Exh.; Lobe Separation 112 Degrees; (1) 55-403B; (1) CS-1014R; (16) HT-817
1	Cam/Lifter Kit	78-76	KC-1106R	Emissions Legal Cam; CARB E.O. No. D-292-1; Hyd.; Pro-3000 Perf. Cam; Duration at .050", 214 Int., 224 Exh.; Valve lift .443" Int., .465" Exh.; Lobe Separation 112 Degrees; (1) 55-403B; (1) CS-1106R; (16) HT-817
1	Cam/Lifter Kit	78-76	KC-711	Hyd.; (1) 55-403B; (1) CS-711; (16) HT-817
1	Cam/Lifter/Timing Kit	78-76	KCT-711	Hyd.; w/.405" tooth width sprocket; (1) 55-403B; (1) CS-711; (16) HT-817; (1) KT3-499S
QTY	PUSH ROD	YEARS	PART NO.	DESCRIPTION
16	Push Rod	78-76	RP-3093 Std Only	7.7940" O.A.L.
16	Push Rod	78-76	RP-3212R Std-100-150-200	Chrome-Moly; 7.7900" O.A.L.
16	Push Rod, Bulk	78-76	BRP-3093 Std Only	Carton of 100; 7.7940" O.A.L.
16	Push Rod, Bulk	78-76	BRP-3212R Std-100	Chrome-Moly; Carton of 100; 7.7900" O.A.L.
QTY	ROCKER PARTS	YEARS	PART NO.	DESCRIPTION
16	Arm Assy.	78-76	R-826 Std Only	Incl. arm, ball & nut
16	Arm Assy., Bulk	78-76	R-826B Std Only	Incl. arm, ball & nut; Carton of 64
16	Arm	78-76	R-826A Std Only	
16	Rocker Arm Ball	78-76	MR-1783 Std Only	
16	Nut	78-76	MR-1751 Std Only	Self-locking, 3/8" x 24 threads
16	Stud	78-76	MR-1752 Std Only	.003" O/S; 3/8" x 24 x 2.495"
16	Stud	78-76	MR-1949 Std Only	.372" x 24 x 2.495"
QTY	VALVE	YEARS	PART NO.	DESCRIPTION
8	Exhaust	78-76	V-1904 Std-3-15-30	Chrome plated stem; 1.5000" Head Dia., 0.3414" Stem Dia., 4.9280" O.A.L.
8	Exhaust, Bulk	78-76	V-1904B Std-15	Chrome plated stem; Carton of 25; 1.5000" Head Dia., 0.3414" Stem Dia., 4.9280" O.A.L.
8	Intake	78-76	V-1927 Std-15	Chrome plated stem; 1.7200" Head Dia., 0.3413" Stem Dia., 4.9170" O.A.L.
8	Intake, Bulk	78-76	V-1927B Std Only	Chrome plated stem; Carton of 25; 1.7200" Head Dia., 0.3413" Stem Dia., 4.9170" O.A.L.
QTY	VALVE GUIDE	YEARS	PART NO.	DESCRIPTION
8	Guide	78-76	VG-5005H Std Only	Loc. Exh.; Hardened; 0.3430" ID, 2.2500" O.A.L
8	Guide	78-76	VG-5005 Std Only	Loc. Exh.; Plain; 0.3430" ID, 2.2500" O.A.L
8	Guide	78-76	VG-5005T Std Only	Loc. Exh.; Threaded; 0.3425" ID, 2.2500" O.A.L
8	Guide	78-76	VG-5038 Std Only	Loc. Int.; 0.3430" ID, 2.1200" O.A.L
8	Guide, Bulk	78-76	VG-5005B Std Only	Loc. Exh.; Plain; Carton of 50; 0.3430" ID, 2.2500" O.A.L
8	Guide, Bulk	78-76	VG-5005TB Std Only	Loc. Exh.; Threaded; Carton of 50; 0.3425" ID, 2.2500" O.A.L
8	Guide, Bulk	78-76	VG-5038B Std Only	Loc. Int.; Carton of 50; 0.3430" ID, 2.1200" O.A.L
QTY	VALVE SPRING	YEARS	PART NO.	DESCRIPTION
8	Spring	78	VS-677 Std Only	Loc. Exh.; Incl. damper; 2.0300" Free Height
8	Spring	78	VS-739R Std Only	Loc. Exh.; Optional-H/D; 2.0000" Free Height
8	Spring	78-76	VS-677 Std Only	Loc. Int.; Incl. damper; 2.0300" Free Height
8	Spring	78	VS-739R Std Only	Loc. Int.; Optional-H/D; 2.0000" Free Height
8	Spring	77-76	VS-727 Std Only	Loc. Exh.; Incl. damper; 1.9100" Free Height
8	Spring, Bulk	78	VS-677B Std Only	Loc. Exh.; Incl. damper; Carton of 250; 2.0300" Free Height
8	Spring, Bulk	78	VS-739RB Std Only	Loc. Exh.; Optional-H/D; Carton of 300; 2.0000" Free Height
8	Spring, Bulk	78-76	VS-677B Std Only	Loc. Int.; Incl. damper; Carton of 250; 2.0300" Free Height
8	Spring, Bulk	78	VS-739RB Std Only	Loc. Int.; Optional-H/D; Carton of 300; 2.0000" Free Height
8	Spring, Bulk	77-76	VS-727B Std Only	Loc. Exh.; Incl. damper; Carton of 250; 1.9100" Free Height

VALVE TRAIN

VALVE TRAIN

(continued on next page)

GM Car (Incl. Buick, Cad., Chev., Olds., Pontiac)

165 305 5.0L (4999cc) OHV V8 (16 Valve) (Chevrolet), 3.736" Bore (GMC Eng.), 2 Bbl. "VIN U" 1978-1976
(cont.)

	VALVE SEAL	YEARS	PART NO.	DESCRIPTION		
VALVE TRAIN	1	Valve Stem Seal	78-76	MV-1233C Std Only	O-Ring; (RBB) Rubber	
	16	Valve Stem Seal	78-76	ST-2092 Std Only	Positive type, Metal Clad; (RBB) Rubber	
	16	Valve Stem Seal	78-76	ST-2003 Std Only	Positive type; Installation requires valve guide machining; (RBB) Rubber	
	16	Valve Stem Seal	78-76	MV-1598C Std Only	Umbrella type; (RBB) Rubber	
	16	Valve Stem Seal	78-76	MV-1903 Std Only	Use w/VG-5038 repair guide; Positive type; (RBB) Rubber	
	1	Valve Stem Seal Bulk	78-76	MV-1233 Std Only	O-Ring; Carton of 100; (RBB) Rubber	
	16	Valve Stem Seal Bulk	78-76	ST-2003BC Std Only	Positive type; Installation requires valve guide machining; Carton of 100; (RBB) Rubber	
	16	Valve Stem Seal Bulk	78-76	MV-1598 Std Only	Umbrella type; Carton of 100; (RBB) Rubber	
	VALVE TRAIN	8	Seat	78-76	245-1562-1 Std Only	Loc. Exh.; 1.5675" OD, 1.3125" ID, 0.2160" Depth
		8	Seat	78-76	245-1562-1N Std Only	Loc. Exh.; Premium Material; 1.5675" OD, 1.3125" ID, 0.2160" Depth
		8	Seat	78-76	245-1812-3 Std Only	Loc. Int.; 1.8175" OD, 1.5000" ID, 0.2160" Depth
		8	Seat	78-76	245-1937-1 Std Only	Loc. Int.; 1.9425" OD, 1.6875" ID, 0.2480" Depth
	VALVE TRAIN	32	Keeper	78-76	VK-115A Std Only	1 groove; Square cut key groove; Carton pack 24
		32	Keeper	78-76	VK-115 Std Only	1 groove; Square cut key groove; Carton pack 32
		32	Keeper	78-76	VK-115R Std Only	1 groove; Square cut key groove; Hardened
		32	Keeper, Bulk	78-76	VK-115B Std Only	1 groove; Square cut key groove; Carton of 1000
16		Spring Insert	78-76	259-203C Std Only	.015"; Carton of 100	
16		Spring Insert	78-76	259-203B Std Only	.030"; Carton of 100	
16		Spring Insert	78-76	259-203BRS Std Only	.030"; Carton of 500	
16		Spring Insert	78-76	259-203A Std Only	.060"; Carton of 100	
16		Spring Insert	78-76	259-203ARS Std Only	.060"; Carton of 500	
8		Rotocap	78-76	RC-157S Std Only	Loc. Exh.	
BLOCK		8	Cast Piston	78-76	454NP Std-20-30-40-60	Cast; .9275" Pin Dia.; 2 Rings 5/64 Groove, 1 Ring 3/16 Groove, 1.540 CD, Recessed Head .110 deep x 3.115 dia. - 8.5:1 C.R.
		8	Cast Piston	78-76	611P Std-20-30-40-60	Cast; Use w/E-356K, E-356KC or E-356X ring set; For use w/350 crank w/o need to rebalance engine; .9275" Pin Dia.; 2 Rings 5/64 Groove, 1 Ring 3/16 Groove, 1.540 CD, Recessed Head .095 deep x 3.130 dia. w/4 valve reliefs
	8	Cast Piston	78-76	H534CP Std-20-30-40-60	Perf. or reg. duty operation; Hypereutectic; 0.9275" Pin Dia.; 2 Rings 5/64 Groove, 1 Ring 3/16 Groove, 1.560 CD, Flat, 4 reliefs; DUROSHIELD® skirt coated piston	
	8	Cast Piston - Individual	78-76	W454NP Std-20-30-40-60	Cast; .9275" Pin Dia.; 2 Rings 5/64 Groove, 1 Ring 3/16 Groove, 1.540 CD, Recessed Head .110 deep x 3.115 dia. - 8.5:1 C.R.	
	8	Cast Piston - Individual	78-76	W611P Std-20-30-40-60	Cast; Use w/WE-356K or WE-356X ring set; For use w/350 crank w/o need to rebalance engine; .9275" Pin Dia.; 2 Rings 5/64 Groove, 1 Ring 3/16 Groove, 1.540 CD, Recessed Head .095 deep x 3.130 dia. w/4 valve reliefs	
	8	Cast Piston - Individual	78-76	WH534CP Std-20-30-40-60	Perf. or reg. duty operation; Hypereutectic; 0.9275" Pin Dia.; 2 Rings 5/64 Groove, 1 Ring 3/16 Groove, 1.560 CD, Flat, 4 reliefs; DUROSHIELD® skirt coated piston	
	1	Cast Piston Set w/Prem. Rings	78-76	8K454NP 30 30-40-60	Cast; .9275" Pin Dia.; 1 Ring 5/64 Groove, 1 Ring 3/16 Groove, 1.540 CD, Recessed Head .110 deep x 3.115 dia. - 8.5:1 C.R.	
	1	Cast Piston Set w/Prem. Rings	78-76	8KH534CP 30 30-40-60	Perf. or reg. duty operation; Hypereutectic; 0.9275" Pin Dia.; 2 Rings 5/64 Groove, 1 Ring 3/16 Groove, 1.560 CD, Flat Head w/4 valve reliefs. DUROSHIELD® skirt coated piston.	
	1	Cast Piston Set w/Econ. Rings	78-76	8X454NP 20 20-30-40-60	Cast; .9275" Pin Dia.; 2 Rings 5/64 Groove, 1 Ring 3/16 Groove, 1.540 CD, Recessed Head .110 deep x 3.115 dia. - 8.5:1 C.R.	
	8	Pin	78-76	P-2208 Std-3-5-0015	0.6200" Inside Dia., 0.9272" Outside Dia.	
BLOCK	1	Premium Set	78-76	E-356KC Std-10-20-40-60	.200" deep oil ring groove; 2-5/64, 1-3/16; Premium Chrome	
	1	Premium Set	78-76	E-356K Std-10-20-30-40-60	.200" deep oil ring groove; 2-5/64, 1-3/16; Premium Moly	
	1	Standard Set	78-76	E-356X Std-20-30-40-60	.200" deep oil ring groove; 2-5/64, 1-3/16; Iron	
	8	Standard Single Cylinder Set	78-76	WE-356X Std Only	.200" deep oil ring groove; 2-5/64, 1-3/16; Iron	
BLOCK	1	Main Set	78-76	4663M Std-1-2-10-20-30-40-60	.020" O/S length flange brg.	
	1	Main Set	78-76	6688M 10 10-20-30	A-Series aluminum bearings	
	1	Main Set	78-76	4663MA Std-1-2-10-20-30-40-60	A-Series aluminum bearings ; .010" O/S length flange brg.	
	1	Main Set	78-76	7329MA 10 10-20	A-Series aluminum bearings ; w/.020" O/S OD	
	1	Main Set	78-76	7274MA 10X20 10X20	A-Series aluminum bearings ; w/.020" O/S OD	

(continued on next page)

GM Car (Incl. Buick, Cad., Chev., Olds., Pontiac)

305 5.0L (4999cc) OHV V8 (16 Valve) (Chevrolet), 3.736" Bore (GMC Eng.), 2 Bbl. "VIN U" 1978-1976 165
(cont.)

	QTY	ENGINE BEARINGS	YEARS	PART NO.	DESCRIPTION
BLOCK	1	(cont.) Main Set	78-76	139M Std-1-1X-9-10-11-20-21-30	Race Performance; 3/4 grooved
	1	Main Set	78-76	C139M Std-1-1X-10-20-30	Race Performance; 3/4 grooved; DUROSHIELD® coated bearings
	1	Rod Set	78-76	8-2555CP Std-1-10-20-30-40-50	8-2555CA 60 avail. as unplated & resizeable; Overplated copper-lead alloy
	1	Rod Set	78-76	8-2555A Std-1-10-20-30-40-50-60	A-Series aluminum bearings
	1	Rod Set	78-76	8-2555A 10X2 10X2-20X2-30X2-40X2	A-Series aluminum bearings ; Use in .002" O/S Rod Bore
	1	Rod Set	78-76	8-7095CH Std-1-10-20-30	Race Performance
	1	Rod Set	78-76	8-7100CH Std-1-1X-9-10-11-19-20-21-30	Race Performance; Chamfered on one side
	1	Rod Set	78-76	C8-7100CH Std-1-1X-10-20-30	Race Performance; DUROSHIELD® coated bearings; w/o Dowel hole; Chamfered on one side
	1	Rod Set	78-76	8-2555CA 60 60	Unplated & resizeable
	1	Rod Set	78-76	8-2555CP 10X2 + 10X2-20X2	Use in .002" O/S Rod Bore; Overplated copper-lead alloy; Superseded - When depleted use 8-2555A 10X2
	8	Rod Pair	78-76	2555A Std-1-2-10-20-30-40-50-60	A-Series aluminum bearings
	8	Rod Pair	78-76	2555CP Std-1-2-10-20-30-40-50	Overplated copper-lead alloy
	8	Rod Pair	78-76	7100CH Std-1-1X-10-20-30	Race Performance; Chamfered on one side
	8	Rod Pair	78-76	2555CA 60 60	Unplated & resizeable
	8	Rod Pair	78-76	2555CP 10X2 + 10X2-20X2	Use in .002" O/S Rod Bore; Superseded - When depleted use 2555A 10X2
	1	Cam Set	78-76	1750M Std Only	2.030" housing bore
	1	Cam Set	78-76	1235M Std-1-10	Babbitt material; Full round design
	1	Cam Set	78-76	1749M Std Only	Bi-Metal Aluminum
1	Cam Set	78-76	2100M Std Only	Race Performance	
QTY	OIL PUMP	YEARS	PART NO.	DESCRIPTION	
1	Oil Pump	78-76	224-4146	5/8" inlet	
1	Oil Pump	78-76	224-4146A	High Pressure; 5/8" inlet	
1	Oil Pump	78-76	224-4143	High Volume, check pan for clearance; 5/8" inlet; Use shaft w/steel guide	
1	Inter. Shaft	78-76	224-6146E	Has steel shaft guide; Eliminates nylon shaft guide	
1	Inter. Shaft	78-76	224-6146	Use w/nylon shaft guide	
1	Oil Pump Shaft Guide	78-76	224-43343	Nylon	
1	Screen Assy.	78-76	224-1246	5/8" inlet tube	
QTY	GASKETS	YEARS	PART NO.	DESCRIPTION	
1	Kit Gasket Set	78-76	260-1023	VINTAGE; Head bolts not incl.	
2	Head Bolt Set	78-76	260-2500 Std Only	Replacement recommended	
QTY	FREEZE PLUGS	YEARS	PART NO.	DESCRIPTION	
1	Brass Block Plug Kit	78-76	381-8007		
1	Steel Block Plug Kit	78-76	381-4011		
1	Brass Deep Cup Freeze Plug	78-76	381-9001	VINTAGE; 1.625" Diameter	
1	Steel Deep Cup Freeze Plug	78-76	381-3095	0.500" Diameter	
1	Steel Deep Cup Freeze Plug	78-76	381-3041	1.625" Diameter	
1	Steel Shallow Cup Freeze Plug	78-76	381-2078	2.109" Diameter	

307 5.0L (5032cc) OHV V8 (16 Valve) (Chevrolet), 3.875" Bore (GMC Eng.), 2 Bbl. "VIN F" 1973-1972 166

	QTY	TIMING	YEARS	PART NO.	DESCRIPTION
VALVE TRAIN	1	3 Piece Set	73-72	KT3-499S	Powdered Metal Crank Sprocket; w/.405" tooth width sprocket; (1) 222-499; (1) 223-390; (1) 223-391
	1	Timing Chain	73-72	222-499	Use w/.405" tooth width sprocket; 46 Links
	1	Crank Sprocket	73-72	223-391	Powdered metal; .405" tooth width sprocket; 18 Teeth
	1	Cam Sprocket	73-72	223-390	.405" tooth width sprocket; 36 Teeth
	1	Cam Sprocket	73-72	223-390N	Nylon; .405" tooth width sprocket; 36 Teeth
QTY	CAMSHAFT/LIFTER	YEARS	PART NO.	DESCRIPTION	
1	Camshaft	73-72	CS-274	Hydraulic, (050) Duration at .050 Lobe Lift, 203 Exh., 194 Int., 112 Degrees Lobe Separation	
1	Performance Cam	73-72	CS-1103R	Emissions Legal Cam; CARB E.O. No. D-292-1; Pro-1500 Perf. Cam; 0.42" Exh. Valve Lift, 0.398" Int. Valve Lift, Hydraulic, (050) Duration at .050 Lobe Lift, 204 Exh., 194 Int., 112 Degrees Lobe Separation	
1	Performance Cam	73-72	CS-1014R	Emissions Legal Cam; CARB E.O. No. D-292-1; Pro-2000 Perf. Cam; 0.443" Exh. Valve Lift, 0.42" Int. Valve Lift, Hydraulic, (050) Duration at .050 Lobe Lift, 214 Exh., 204 Int., 112 Degrees Lobe Separation	

(continued on next page)

GM Car (Incl. Buick, Cad., Chev., Olds., Pontiac)

166 307 5.0L (5032cc) OHV V8 (16 Valve) (Chevrolet), 3.875" Bore (GMC Eng.), 2 Bbl. "VIN F" 1973-1972
(cont.)

VALVE TRAIN	QTY	CAMSHAFT/LIFTER (cont.)	YEARS	PART NO.	DESCRIPTION	VALVE TRAIN
	1	Performance Cam	73-72	CS-1106R	Emissions Legal Cam; CARB E.O. No. D-292-1; Pro-3000 Perf. Cam; 0.465" Exh. Valve Lift, 0.443" Int. Valve Lift, Hydraulic, (050) Duration at .050 Lobe Lift, 224 Exh., 214 Int., 112 Degrees Lobe Separation	
	1	Prelube		55-403 Std Only	1.5 oz. packet	
	1	Prelube		55-400 Std Only	4 oz. bottle; 1.5 oz. packet No. 55-403 also avail.	
	16	Lifter	73-72	HT-817 Std Only	Hyd.	
	16	Lifter	73-72	HT-817R Std Only	Speed-Pro Hi-Revolution Hyd.	
	16	Lifter, Bulk	73-72	HT-817B Std Only	Hyd.; Carton of 128	
	16	Lifter, Bulk	73-72	HT-817RB Std Only	Speed-Pro Hi-Revolution Hyd.; Carton of 128	
	QTY	CAM KIT	YEARS	PART NO.	DESCRIPTION	
	1	Cam/Lifter Kit	73-72	KC-1103R	Emissions Legal Cam; CARB E.O. No. D-292-1; Hyd.; Pro-1500 Perf. Cam; Duration at .050", 194 Int., 204 Exh.; Valve lift .398" Int., .420" Exh.; Lobe Separation 112 Degrees; (1) 55-403B; (1) CS-1103R; (16) HT-817	
	1	Cam/Lifter Kit	73-72	KC-1014R	Emissions Legal Cam; CARB E.O. No. D-292-1; Hyd.; Pro-2000 Perf. Cam; Duration at .050", 204 Int., 214 Exh.; Valve lift .420" Int., .443" Exh.; Lobe Separation 112 Degrees; (1) 55-403B; (1) CS-1014R; (16) HT-817	
	1	Cam/Lifter Kit	73-72	KC-1106R	Emissions Legal Cam; CARB E.O. No. D-292-1; Hyd.; Pro-3000 Perf. Cam; Duration at .050", 214 Int., 224 Exh.; Valve lift .443" Int., .465" Exh.; Lobe Separation 112 Degrees; (1) 55-403B; (1) CS-1106R; (16) HT-817	
	1	Cam/Lifter Kit	73-72	KC-274	Hyd.; (1) 55-403B; (1) CS-274; (16) HT-817	
	1	Cam/Lifter/Timing Kit	73-72	KCT-274	Hyd.; w/.405" tooth width sprocket; (1) 55-403B; (1) CS-274; (16) HT-817; (1) KT3-499S	
	QTY	PUSH ROD	YEARS	PART NO.	DESCRIPTION	
	16	Push Rod	73-72	RP-3093 Std Only	7.7940" O.A.L.	
	16	Push Rod	73-72	RP-3212R Std-100-150-200	Chrome-Moly; 7.7900" O.A.L.	
	16	Push Rod, Bulk	73-72	BRP-3093 Std Only	Carton of 100; 7.7940" O.A.L.	
	16	Push Rod, Bulk	73-72	BRP-3212R Std-100	Chrome-Moly; Carton of 100; 7.7900" O.A.L.	
	QTY	ROCKER PARTS	YEARS	PART NO.	DESCRIPTION	
	16	Arm Assy.	73-72	R-826 Std Only	Incl. arm, ball & nut	
	16	Arm Assy., Bulk	73-72	R-826B Std Only	Incl. arm, ball & nut; Carton of 64	
	16	Arm	73-72	R-826A Std Only		
	16	Rocker Arm Ball	73-72	MR-1783 Std Only		
	16	Nut	73-72	MR-1751 Std Only	Self-locking, 3/8" x 24 threads	
	16	Stud	73-72	MR-1752 Std Only	.003" O/S; 3/8" x 24 x 2.495"	
	16	Stud	73-72	MR-1949 Std Only	.372" x 24 x 2.495"	
	QTY	VALVE	YEARS	PART NO.	DESCRIPTION	
	8	Exhaust	73-72	V-1904 Std-3-15-30	Chrome plated stem; 1.5000" Head Dia., 0.3414" Stem Dia., 4.9280" O.A.L.	
	8	Exhaust	73-72	V-1888X Std Only	Chrome plated stem; Stellite face; 1.5000" Head Dia., 0.3412" Stem Dia., 4.9230" O.A.L.	
	8	Exhaust, Bulk	73-72	V-1904B Std-15	Chrome plated stem; Carton of 25; 1.5000" Head Dia., 0.3414" Stem Dia., 4.9280" O.A.L.	
	8	Intake	73-72	V-1927 Std-15	Chrome plated stem; 1.7200" Head Dia., 0.3413" Stem Dia., 4.9170" O.A.L.	
	8	Intake, Bulk	73-72	V-1927B Std Only	Chrome plated stem; Carton of 25; 1.7200" Head Dia., 0.3413" Stem Dia., 4.9170" O.A.L.	
	QTY	VALVE SPRING	YEARS	PART NO.	DESCRIPTION	
	8	Spring	73	VS-727 Std Only	Exc. Pontiac Ventura Base, Custom; Loc. Exh.; Incl. damper; 1.9100" Free Height	
	8	Spring	73	VS-677 Std Only	Pontiac Ventura Base, Custom; Loc. Exh.; Incl. damper; 2.0300" Free Height	
	8	Spring	73	VS-739R Std Only	Pontiac Ventura Base, Custom; Loc. Exh.; Optional-H/D; 2.0000" Free Height	
	8	Spring	73-72	VS-677 Std Only	Loc. Int.; Incl. damper; 2.0300" Free Height	
	8	Spring	73	VS-739R Std Only	Pontiac Ventura Base, Custom; Loc. Int.; Optional-H/D; 2.0000" Free Height	
	8	Spring	72	VS-677 Std Only	Loc. Exh.; Incl. damper; 2.0300" Free Height	
	8	Spring	72	VS-739R Std Only	Loc. Exh.; Optional-H/D; 2.0000" Free Height	
	8	Spring	72	VS-739R Std Only	Loc. Int.; Optional-H/D; 2.0000" Free Height	
	8	Spring, Bulk	73	VS-727B Std Only	Exc. Pontiac Ventura Base, Custom; Loc. Exh.; Incl. damper; Carton of 250; 1.9100" Free Height	
	8	Spring, Bulk	73	VS-677B Std Only	Pontiac Ventura Base, Custom; Loc. Exh.; Incl. damper; Carton of 250; 2.0300" Free Height	
	8	Spring, Bulk	73	VS-739RB Std Only	Pontiac Ventura Base, Custom; Loc. Exh.; Optional-H/D; Carton of 300; 2.0000" Free Height	
	8	Spring, Bulk	73-72	VS-677B Std Only	Loc. Int.; Incl. damper; Carton of 250; 2.0300" Free Height	

(continued on next page)

GM Car (Incl. Buick, Cad., Chev., Olds., Pontiac)

307 5.0L (5032cc) OHV V8 (16 Valve) (Chevrolet), 3.875" Bore (GMC Eng.), 2 Bbl. "VIN F" 1973-1972 166
(cont.)

QTY	VALVE SPRING (cont.)	YEARS	PART NO.	DESCRIPTION
8	Spring, Bulk	73	VS-739RB Std Only	Pontiac Ventura Base, Custom; Loc. Int.; Optional-H/D; Carton of 300; 2.0000" Free Height
8	Spring, Bulk	72	VS-677B Std Only	Loc. Exh.; Incl. damper; Carton of 250; 2.0300" Free Height
8	Spring, Bulk	72	VS-739RB Std Only	Loc. Exh.; Optional-H/D; Carton of 300; 2.0000" Free Height
8	Spring, Bulk	72	VS-739RB Std Only	Loc. Int.; Optional-H/D; Carton of 300; 2.0000" Free Height
VALVE TRAIN	VALVE SEAL	YEARS	PART NO.	DESCRIPTION
16	Valve Stem Seal	73-72	MV-1233C Std Only	O-Ring; (RBB) Rubber
16	Valve Stem Seal	73-72	ST-2001 Std Only	Positive type; Installation requires valve guide machining; (RBBTF) Rubber/PTFE
16	Valve Stem Seal Bulk	73-72	MV-1233 Std Only	O-Ring; Carton of 100; (RBB) Rubber
16	Valve Stem Seal Bulk	73-72	ST-2001BC Std Only	Positive type; Installation requires valve guide machining; Carton of 100; (RBBTF) Rubber/PTFE
VALVE TRAIN	VALVE SEAT	YEARS	PART NO.	DESCRIPTION
8	Seat	73-72	245-1562-2 Std Only	Loc. Exh.; 1.5675" OD, 1.3125" ID, 0.2480" Depth
8	Seat	73-72	245-1562-2N Std Only	Loc. Exh.; Premium Material; 1.5675" OD, 1.3125" ID, 0.2480" Depth
8	Seat	73-72	245-1812-3 Std Only	Loc. Int.; 1.8175" OD, 1.5000" ID, 0.2160" Depth
VALVE TRAIN	VALVE, MISC	YEARS	PART NO.	DESCRIPTION
32	Keeper	73-72	VK-115A Std Only	1 groove; Square cut key groove; Carton pack 24
32	Keeper	73-72	VK-115 Std Only	1 groove; Square cut key groove; Carton pack 32
32	Keeper	73-72	VK-115R Std Only	1 groove; Square cut key groove; Hardened
32	Keeper, Bulk	73-72	VK-115B Std Only	1 groove; Square cut key groove; Carton of 1000
16	Spring Insert	73-72	259-203C Std Only	.015"; Carton of 100
16	Spring Insert	73-72	259-203B Std Only	.030"; Carton of 100
16	Spring Insert	73-72	259-203BRS Std Only	.030"; Carton of 500
16	Spring Insert	73-72	259-203A Std Only	.060"; Carton of 100
16	Spring Insert	73-72	259-203ARS Std Only	.060"; Carton of 500
8	Rotocap	73-72	RC-157S Std Only	Loc. Exh.
BLOCK	PISTON	YEARS	PART NO.	DESCRIPTION
8	Cast Piston	73-72	295P Std-20-30-40-60	VINTAGE; Cast; .9275" Pin Dia.; 2 Rings 5/64 Groove, 1 Ring 3/16 Groove, 1.655 CD, Flat Head w/4 valve reliefs
8	Cast Piston - Individual	73-72	W295P Std-60	VINTAGE; Cast; .9275" Pin Dia.; 2 Rings 5/64 Groove, 1 Ring 3/16 Groove, 1.655 CD, Flat Head w/4 valve reliefs
8	Pin	73-72	P-2208 Std-3-5-0015	0.6200" Inside Dia., 0.9272" Outside Dia.
BLOCK	RINGS	YEARS	PART NO.	DESCRIPTION
1	Premium Set	73-72	E-245K Std-20-30-40-60	VINTAGE; 2-5/64, 1-3/16; Premium Moly
1	Standard Set	73-72	E-245X Std-20-30-40-60-80	VINTAGE; 2-5/64, 1-3/16; Iron
BLOCK	ENGINE BEARINGS	YEARS	PART NO.	DESCRIPTION
1	Main Set	73-72	4663M Std-1-2-10-20-30-40-60	
1	Main Set	73-72	6688M 10 10-20-30	.020" O/S length flange brg.
1	Main Set	73-72	4663MA Std-1-2-10-20-30-40-60	A-Series aluminum bearings
1	Main Set	73-72	7329MA 10 10-20	A-Series aluminum bearings ; .010" O/S length flange brg.
1	Rod Set	73-72	8-2555CP Std-1-10-20-30-40-50	8-2555CA 60 avail. as unplated & resizeable; Overplated copper-lead alloy
1	Rod Set	73-72	8-2555A Std-1-10-20-30-40-50-60	A-Series aluminum bearings
1	Rod Set	73-72	8-2555A 10X2 10X2-20X2-30X2-40X2	A-Series aluminum bearings ; Use in .002" O/S Rod Bore
1	Rod Set	73-72	8-2555CA 60 60	Unplated & resizeable
1	Rod Set	73-72	8-2555CP 10X2 + 10X2-20X2	Use in .002" O/S Rod Bore; Overplated copper-lead alloy; Superseded - When depleted use 8-2555A 10X2
8	Rod Pair	73-72	2555A Std-1-2-10-20-30-40-50-60	A-Series aluminum bearings
8	Rod Pair	73-72	2555CP Std-1-2-10-20-30-40-50	Overplated copper-lead alloy
8	Rod Pair	73-72	2555CA 60 60	Unplated & resizeable
8	Rod Pair	73-72	2555CP 10X2 + 10X2-20X2	Use in .002" O/S Rod Bore; Superseded - When depleted use 2555A 10X2
1	Cam Set	73-72	1750M Std Only	2.030" housing bore
1	Cam Set	73-72	1235M Std-1-10	Babbitt material; Full round design
1	Cam Set	73-72	1749M Std Only	Bi-Metal Aluminum
BLOCK	OIL PUMP	YEARS	PART NO.	DESCRIPTION
1	Oil Pump	73-72	224-4146	5/8" inlet
1	Oil Pump	73-72	224-4146A	High Pressure; 5/8" inlet
1	Oil Pump	73-72	224-4143	High Volume, check pan for clearance; 5/8" inlet; Use shaft w/steel guide
1	Inter. Shaft	73-72	224-6146E	Has steel shaft guide; Eliminates nylon shaft guide
1	Inter. Shaft	73-72	224-6146	Use w/nylon shaft guide
1	Oil Pump Shaft Guide	73-72	224-43343	Nylon

(continued on next page)

GM Car (Incl. Buick, Cad., Chev., Olds., Pontiac)

166 307 5.0L (5032cc) OHV V8 (16 Valve) (Chevrolet), 3.875" Bore (GMC Eng.), 2 Bbl. "VIN F" 1973-1972
(cont.)

BLOCK	QTY	OIL PUMP (cont.)	YEARS	PART NO.	DESCRIPTION	BLOCK
	1	Screen Assy.	73-72	224-1246	5/8" inlet tube	
	GASKETS					
	1	Kit Gasket Set	73-72	260-1079	Premium set; Hi-Perf.; Header gskts. incl.; Complete set	
	1	Kit Gasket Set	73-72	260-1000	VINTAGE; Head bolts not incl.	
	1	Kit Gasket Set	73-72	260-1000AT	VINTAGE; Head bolts not incl.; PermaDryPlus® valve cover & oil pan gskts. incl.; PermaDryPlus® water outlet gskt. incl.	
	2	Head Bolt Set	73-72	260-2500 Std Only	Replacement recommended	
	FREEZE PLUGS					
	1	Brass Block Plug Kit	73-72	381-8007		
	1	Steel Block Plug Kit	73-72	381-4011		
	1	Brass Deep Cup Freeze Plug	73-72	381-9001	VINTAGE; 1.625" Diameter	
	1	Steel Deep Cup Freeze Plug	73-72	381-3095	0.500" Diameter	
	1	Steel Deep Cup Freeze Plug	73-72	381-3041	1.625" Diameter	
	1	Steel Shallow Cup Freeze Plug	73-72	381-2078	2.109" Diameter	

167 307 5.0L (5032cc) OHV V8 (16 Valve) (Chevrolet), 3.875" Bore (GMC Eng.), 2 Bbl. "Eng. Code CCA" 1971

VALVE TRAIN	QTY	TIMING	YEARS	PART NO.	DESCRIPTION	VALVE TRAIN
	1	3 Piece Set	71	KT3-499S	Powdered Metal Crank Sprocket; w/.405" tooth width sprocket; (1) 222-499; (1) 223-390; (1) 223-391	
	1	Timing Chain	71	222-499	Use w/.405" tooth width sprocket; 46 Links	
	1	Crank Sprocket	71	223-391	Powdered metal; .405" tooth width sprocket; 18 Teeth	
	1	Cam Sprocket	71	223-390	.405" tooth width sprocket; 36 Teeth	
	1	Cam Sprocket	71	223-390N	Nylon; .405" tooth width sprocket; 36 Teeth	
	CAMSHAFT/LIFTER					
	1	Camshaft	71	CS-274	Hydraulic, (050) Duration at .050 Lobe Lift, 203 Exh., 194 Int., 112 Degrees Lobe Separation	
	1	Performance Cam	71	CS-1103R	Emissions Legal Cam; CARB E.O. No. D-292-1; Pro-1500 Perf. Cam; 0.42" Exh. Valve Lift, 0.398" Int. Valve Lift, Hydraulic, (050) Duration at .050 Lobe Lift, 204 Exh., 194 Int., 112 Degrees Lobe Separation	
	1	Performance Cam	71	CS-1014R	Emissions Legal Cam; CARB E.O. No. D-292-1; Pro-2000 Perf. Cam; 0.443" Exh. Valve Lift, 0.42" Int. Valve Lift, Hydraulic, (050) Duration at .050 Lobe Lift, 214 Exh., 204 Int., 112 Degrees Lobe Separation	
	1	Performance Cam	71	CS-1106R	Emissions Legal Cam; CARB E.O. No. D-292-1; Pro-3000 Perf. Cam; 0.465" Exh. Valve Lift, 0.443" Int. Valve Lift, Hydraulic, (050) Duration at .050 Lobe Lift, 224 Exh., 214 Int., 112 Degrees Lobe Separation	
	1	Prelube		55-403 Std Only	1.5 oz. packet	
	1	Prelube		55-400 Std Only	4 oz. bottle; 1.5 oz. packet No. 55-403 also avail.	
	16	Lifter	71	HT-817 Std Only	Hyd.	
	16	Lifter	71	HT-817R Std Only	Speed-Pro Hi-Revolution Hyd.	
	16	Lifter, Bulk	71	HT-817B Std Only	Hyd.; Carton of 128	
	16	Lifter, Bulk	71	HT-817RB Std Only	Speed-Pro Hi-Revolution Hyd.; Carton of 128	
	CAM KIT					
	1	Cam/Lifter Kit	71	KC-1103R	Emissions Legal Cam; CARB E.O. No. D-292-1; Hyd.; Pro-1500 Perf. Cam; Duration at .050", 194 Int., 204 Exh.; Valve lift .398" Int., .420" Exh.; Lobe Separation 112 Degrees; (1) 55-403B; (1) CS-1103R; (16) HT-817	
	1	Cam/Lifter Kit	71	KC-1014R	Emissions Legal Cam; CARB E.O. No. D-292-1; Hyd.; Pro-2000 Perf. Cam; Duration at .050", 204 Int., 214 Exh.; Valve lift .420" Int., .443" Exh.; Lobe Separation 112 Degrees; (1) 55-403B; (1) CS-1014R; (16) HT-817	
	1	Cam/Lifter Kit	71	KC-1106R	Emissions Legal Cam; CARB E.O. No. D-292-1; Hyd.; Pro-3000 Perf. Cam; Duration at .050", 214 Int., 224 Exh.; Valve lift .443" Int., .465" Exh.; Lobe Separation 112 Degrees; (1) 55-403B; (1) CS-1106R; (16) HT-817	
	1	Cam/Lifter Kit	71	KC-274	Hyd.; (1) 55-403B; (1) CS-274; (16) HT-817	
	1	Cam/Lifter/Timing Kit	71	KCT-274	Hyd.; w/.405" tooth width sprocket; (1) 55-403B; (1) CS-274; (16) HT-817; (1) KT3-499S	
	PUSH ROD					
	16	Push Rod	71	RP-3093 Std Only	7.7940" O.A.L.	
	16	Push Rod	71	RP-3212R Std-100-150-200	Chrome-Moly; 7.7900" O.A.L.	
	16	Push Rod, Bulk	71	BRP-3093 Std Only	Carton of 100; 7.7940" O.A.L.	
	16	Push Rod, Bulk	71	BRP-3212R Std-100	Chrome-Moly; Carton of 100; 7.7900" O.A.L.	
	ROCKER PARTS					
	16	Arm Assy.	71	R-826 Std Only	Incl. arm, ball & nut	
	16	Arm Assy., Bulk	71	R-826B Std Only	Incl. arm, ball & nut; Carton of 64	
	16	Arm	71	R-826A Std Only		

(continued on next page)

GM Car (Incl. Buick, Cad., Chev., Olds., Pontiac)

307 5.0L (5032cc) OHV V8 (16 Valve) (Chevrolet), 3.875" Bore (GMC Eng.), 2 Bbl. "Eng. Code CCA" 1971 167
(cont.)

QTY	ROCKER PARTS (cont.)	YEARS	PART NO.	DESCRIPTION
16	Rocker Arm Ball	71	MR-1783 Std Only	
16	Nut	71	MR-1751 Std Only	Self-locking, 3/8" x 24 threads
16	Stud	71	MR-1752 Std Only	.003" O/S; 3/8" x 24 x 2.495"
16	Stud	71	MR-1949 Std Only	.372" x 24 x 2.495"
QTY	VALVE	YEARS	PART NO.	DESCRIPTION
8	Exhaust	71	V-1904 Std-3-15-30	Chrome plated stem; 1.5000" Head Dia., 0.3414" Stem Dia., 4.9280" O.A.L.
8	Exhaust	71	V-1888X Std Only	Chrome plated stem; Stellite face; 1.5000" Head Dia., 0.3412" Stem Dia., 4.9230" O.A.L.
8	Exhaust, Bulk	71	V-1904B Std-15	Chrome plated stem; Carton of 25; 1.5000" Head Dia., 0.3414" Stem Dia., 4.9280" O.A.L.
8	Intake	71	V-1200 Std-3-15-30	VINTAGE; 1.7200" Head Dia., 0.3413" Stem Dia., 4.9170" O.A.L.
8	Intake, Bulk	71	V-1200B Std Only	VINTAGE; Carton of 25; 1.7200" Head Dia., 0.3413" Stem Dia., 4.9170" O.A.L.
QTY	VALVE SPRING	YEARS	PART NO.	DESCRIPTION
8	Spring	71	VS-677 Std Only	Loc. Exh.; Incl. damper; 2.0300" Free Height
8	Spring	71	VS-739R Std Only	Loc. Exh.; Optional-H/D; 2.0000" Free Height
8	Spring	71	VS-677 Std Only	Loc. Int.; Incl. damper; 2.0300" Free Height
8	Spring	71	VS-739R Std Only	Loc. Int.; Optional-H/D; 2.0000" Free Height
8	Spring, Bulk	71	VS-677B Std Only	Loc. Exh.; Incl. damper; Carton of 250; 2.0300" Free Height
8	Spring, Bulk	71	VS-739RB Std Only	Loc. Exh.; Optional-H/D; Carton of 300; 2.0000" Free Height
8	Spring, Bulk	71	VS-677B Std Only	Loc. Int.; Incl. damper; Carton of 250; 2.0300" Free Height
8	Spring, Bulk	71	VS-739RB Std Only	Loc. Int.; Optional-H/D; Carton of 300; 2.0000" Free Height
QTY	VALVE SEAL	YEARS	PART NO.	DESCRIPTION
16	Valve Stem Seal	71	MV-1233C Std Only	O-Ring; (RBB) Rubber
16	Valve Stem Seal	71	ST-2001 Std Only	Positive type; Installation requires valve guide machining; (RBBTF) Rubber/PTFE
16	Valve Stem Seal Bulk	71	MV-1233 Std Only	O-Ring; Carton of 100; (RBB) Rubber
16	Valve Stem Seal Bulk	71	ST-2001BC Std Only	Positive type; Installation requires valve guide machining; Carton of 100; (RBBTF) Rubber/PTFE
QTY	VALVE SEAT	YEARS	PART NO.	DESCRIPTION
8	Seat	71	245-1562-2 Std Only	Loc. Exh.; 1.5675" OD, 1.3125" ID, 0.2480" Depth
8	Seat	71	245-1562-2N Std Only	Loc. Exh.; Premium Material; 1.5675" OD, 1.3125" ID, 0.2480" Depth
8	Seat	71	245-1812-3 Std Only	Loc. Int.; 1.8175" OD, 1.5000" ID, 0.2160" Depth
QTY	VALVE, MISC	YEARS	PART NO.	DESCRIPTION
32	Keeper	71	VK-115A Std Only	1 groove; Square cut key groove; Carton pack 24
32	Keeper	71	VK-115 Std Only	1 groove; Square cut key groove; Carton pack 32
32	Keeper	71	VK-115R Std Only	1 groove; Square cut key groove; Hardened
32	Keeper, Bulk	71	VK-115B Std Only	1 groove; Square cut key groove; Carton of 1000
16	Spring Insert	71	259-203C Std Only	.015"; Carton of 100
16	Spring Insert	71	259-203B Std Only	.030"; Carton of 100
16	Spring Insert	71	259-203BRS Std Only	.030"; Carton of 500
16	Spring Insert	71	259-203A Std Only	.060"; Carton of 100
16	Spring Insert	71	259-203ARS Std Only	.060"; Carton of 500
8	Rotocap	71	RC-157S Std Only	Loc. Exh.
QTY	PISTON	YEARS	PART NO.	DESCRIPTION
8	Cast Piston	71	295P Std-20-30-40-60	VINTAGE; Cast; .9275" Pin Dia.; 2 Rings 5/64 Groove, 1 Ring 3/16 Groove, 1.655 CD, Flat Head w/4 valve reliefs
8	Cast Piston - Individual	71	W295P Std-60	VINTAGE; Cast; .9275" Pin Dia.; 2 Rings 5/64 Groove, 1 Ring 3/16 Groove, 1.655 CD, Flat Head w/4 valve reliefs
8	Pin	71	P-2208 Std-3-5-0015	0.6200" Inside Dia., 0.9272" Outside Dia.
QTY	RINGS	YEARS	PART NO.	DESCRIPTION
1	Premium Set	71	E-245K Std-20-30-40-60	VINTAGE; 2-5/64, 1-3/16; Premium Moly
1	Standard Set	71	E-245X Std-20-30-40-60-80	VINTAGE; 2-5/64, 1-3/16; Iron
QTY	ENGINE BEARINGS	YEARS	PART NO.	DESCRIPTION
1	Main Set	71	4663M Std-1-2-10-20-30-40-60	
1	Main Set	71	6688M 10 10-20-30	.020" O/S length flange brg.
1	Main Set	71	4663MA Std-1-2-10-20-30-40-60	A-Series aluminum bearings
1	Main Set	71	7329MA 10 10-20	A-Series aluminum bearings ; .010" O/S length flange brg.
1	Rod Set	71	8-2555CP Std-1-10-20-30-40-50	8-2555CA 60 avail. as unplated & resizeable; Overplated copper-lead alloy
1	Rod Set	71	8-2555A Std-1-10-20-30-40-50-60	A-Series aluminum bearings
1	Rod Set	71	8-2555A 10X2 10X2-20X2-30X2-40X2	A-Series aluminum bearings ; Use in .002" O/S Rod Bore
1	Rod Set	71	8-2555CA 60 60	Unplated & resizeable

(continued on next page)

GM Car (Incl. Buick, Cad., Chev., Olds., Pontiac)

167 307 5.0L (5032cc) OHV V8 (16 Valve) (Chevrolet), 3.875" Bore (GMC Eng.), 2 Bbl. "Eng. Code CCA" 1971
(cont.)

	ENGINE BEARINGS	YEARS	PART NO.	DESCRIPTION	
BLOCK	QTY (cont.)				
	1	Rod Set	71	8-2555CP 10X2 + 10X2-20X2	Use in .002" O/S Rod Bore; Overplated copper-lead alloy; Superseded - When depleted use 8-2555A 10X2
	8	Rod Pair	71	2555A Std-1-2-10-20-30-40-50-60	A-Series aluminum bearings
	8	Rod Pair	71	2555CP Std-1-2-10-20-30-40-50	Overplated copper-lead alloy
	8	Rod Pair	71	2555CA 60 60	Unplated & resizeable
	8	Rod Pair	71	2555CP 10X2 + 10X2-20X2	Use in .002" O/S Rod Bore; Superseded - When depleted use 2555A 10X2
	1	Cam Set	71	1750M Std Only	2.030" housing bore
	1	Cam Set	71	1235M Std-1-10	Babbitt material; Full round design
	1	Cam Set	71	1749M Std Only	Bi-Metal Aluminum
	QTY	OIL PUMP	YEARS	PART NO.	DESCRIPTION
1	Oil Pump	71	224-4146	5/8" inlet	
1	Oil Pump	71	224-4146A	High Pressure; 5/8" inlet	
1	Oil Pump	71	224-4143	High Volume, check pan for clearance; 5/8" inlet; Use shaft w/steel guide	
1	Inter. Shaft	71	224-6146E	Has steel shaft guide; Eliminates nylon shaft guide	
1	Inter. Shaft	71	224-6146	Use w/nylon shaft guide	
1	Oil Pump Shaft Guide	71	224-43343	Nylon	
1	Screen Assy.	71	224-1246	5/8" inlet tube	
QTY	GASKETS	YEARS	PART NO.	DESCRIPTION	
1	Kit Gasket Set	71	260-1079	Premium set; Hi-Perf.; Header gskts. incl.; Complete set	
1	Kit Gasket Set	71	260-1000	VINTAGE; Head bolts not incl.	
1	Kit Gasket Set	71	260-1000AT	VINTAGE; Head bolts not incl.; PermaDryPlus® valve cover & oil pan gskts. incl.; PermaDryPlus® water outlet gskt. incl.	
2	Head Bolt Set	71	260-2500 Std Only	Replacement recommended	
QTY	FREEZE PLUGS	YEARS	PART NO.	DESCRIPTION	
1	Brass Block Plug Kit	71	381-8007		
1	Steel Block Plug Kit	71	381-4011		
1	Brass Deep Cup Freeze Plug	71	381-9001	VINTAGE; 1.625" Diameter	
1	Steel Deep Cup Freeze Plug	71	381-3095	0.500" Diameter	
1	Steel Deep Cup Freeze Plug	71	381-3041	1.625" Diameter	
1	Steel Shallow Cup Freeze Plug	71	381-2078	2.109" Diameter	

168 307 5.0L (5032cc) OHV V8 (16 Valve) (Chevrolet), 3.875" Bore (GMC Eng.), 2 Bbl. "Eng. Code CCC" 1971

	TIMING	YEARS	PART NO.	DESCRIPTION	
VALVE TRAIN	QTY				
	1	3 Piece Set	71	KT3-499S	Powdered Metal Crank Sprocket; w/.405" tooth width sprocket; (1) 222-499; (1) 223-390; (1) 223-391
	1	Timing Chain	71	222-499	Use w/.405" tooth width sprocket; 46 Links
	1	Crank Sprocket	71	223-391	Powdered metal; .405" tooth width sprocket; 18 Teeth
	1	Cam Sprocket	71	223-390	.405" tooth width sprocket; 36 Teeth
	1	Cam Sprocket	71	223-390N	Nylon; .405" tooth width sprocket; 36 Teeth
	QTY	CAMSHAFT/LIFTER	YEARS	PART NO.	DESCRIPTION
	1	Camshaft	71	CS-274	Hydraulic, (050) Duration at .050 Lobe Lift, 203 Exh., 194 Int., 112 Degrees Lobe Separation
	1	Performance Cam	71	CS-1103R	Emissions Legal Cam; CARB E.O. No. D-292-1; Pro-1500 Perf. Cam; 0.42" Exh. Valve Lift, 0.398" Int. Valve Lift, Hydraulic, (050) Duration at .050 Lobe Lift, 204 Exh., 194 Int., 112 Degrees Lobe Separation
	1	Performance Cam	71	CS-1014R	Emissions Legal Cam; CARB E.O. No. D-292-1; Pro-2000 Perf. Cam; 0.443" Exh. Valve Lift, 0.42" Int. Valve Lift, Hydraulic, (050) Duration at .050 Lobe Lift, 214 Exh., 204 Int., 112 Degrees Lobe Separation
1	Performance Cam	71	CS-1106R	Emissions Legal Cam; CARB E.O. No. D-292-1; Pro-3000 Perf. Cam; 0.465" Exh. Valve Lift, 0.443" Int. Valve Lift, Hydraulic, (050) Duration at .050 Lobe Lift, 224 Exh., 214 Int., 112 Degrees Lobe Separation	
1	Prelube		55-403 Std Only	1.5 oz. packet	
1	Prelube		55-400 Std Only	4 oz. bottle; 1.5 oz. packet No. 55-403 also avail.	
16	Lifter	71	HT-817 Std Only	Hyd.	
16	Lifter	71	HT-817R Std Only	Speed-Pro Hi-Revolution Hyd.	
16	Lifter, Bulk	71	HT-817B Std Only	Hyd.; Carton of 128	
16	Lifter, Bulk	71	HT-817RB Std Only	Speed-Pro Hi-Revolution Hyd.; Carton of 128	
QTY	CAM KIT	YEARS	PART NO.	DESCRIPTION	
1	Cam/Lifter Kit	71	KC-1103R	Emissions Legal Cam; CARB E.O. No. D-292-1; Hyd.; Pro-1500 Perf. Cam; Duration at .050", 194 Int., 204 Exh.; Valve lift .398" Int., .420" Exh.; Lobe Separation 112 Degrees; (1) 55-403B; (1) CS-1103R; (16) HT-817	

(continued on next page)

GM Car (Incl. Buick, Cad., Chev., Olds., Pontiac)

307 5.0L (5032cc) OHV V8 (16 Valve) (Chevrolet), 3.875" Bore (GMC Eng.), 2 Bbl. "Eng. Code CCC" 1971 168
(cont.)

QTY	CAM KIT (cont.)	YEARS	PART NO.	DESCRIPTION
1	Cam/Lifter Kit	71	KC-1014R	Emissions Legal Cam; CARB E.O. No. D-292-1; Hyd.; Pro-2000 Perf. Cam; Duration at .050", 204 Int., 214 Exh.; Valve lift .420" Int., .443" Exh.; Lobe Separation 112 Degrees; (1) 55-403B; (1) CS-1014R; (16) HT-817
1	Cam/Lifter Kit	71	KC-1106R	Emissions Legal Cam; CARB E.O. No. D-292-1; Hyd.; Pro-3000 Perf. Cam; Duration at .050", 214 Int., 224 Exh.; Valve lift .443" Int., .465" Exh.; Lobe Separation 112 Degrees; (1) 55-403B; (1) CS-1106R; (16) HT-817
1	Cam/Lifter Kit	71	KC-274	Hyd.; (1) 55-403B; (1) CS-274; (16) HT-817
1	Cam/Lifter/Timing Kit	71	KCT-274	Hyd.; w/.405" tooth width sprocket; (1) 55-403B; (1) CS-274; (16) HT-817; (1) KT3-499S
QTY	PUSH ROD	YEARS	PART NO.	DESCRIPTION
16	Push Rod	71	RP-3093 Std Only	7.7940" O.A.L.
16	Push Rod	71	RP-3212R Std-100-150-200	Chrome-Moly; 7.7900" O.A.L.
16	Push Rod, Bulk	71	BRP-3093 Std Only	Carton of 100; 7.7940" O.A.L.
16	Push Rod, Bulk	71	BRP-3212R Std-100	Chrome-Moly; Carton of 100; 7.7900" O.A.L.
QTY	ROCKER PARTS	YEARS	PART NO.	DESCRIPTION
16	Arm Assy.	71	R-826 Std Only	Incl. arm, ball & nut
16	Arm Assy., Bulk	71	R-826B Std Only	Incl. arm, ball & nut; Carton of 64
16	Arm	71	R-826A Std Only	
16	Rocker Arm Ball	71	MR-1783 Std Only	
16	Nut	71	MR-1751 Std Only	Self-locking, 3/8" x 24 threads
16	Stud	71	MR-1752 Std Only	.003" O/S; 3/8" x 24 x 2.495"
16	Stud	71	MR-1949 Std Only	.372" x 24 x 2.495"
QTY	VALVE	YEARS	PART NO.	DESCRIPTION
8	Exhaust	71	V-1904 Std-3-15-30	Chrome plated stem; 1.5000" Head Dia., 0.3414" Stem Dia., 4.9280" O.A.L.
8	Exhaust	71	V-1888X Std Only	Chrome plated stem; Stellite face; 1.5000" Head Dia., 0.3412" Stem Dia., 4.9230" O.A.L.
8	Exhaust, Bulk	71	V-1904B Std-15	Chrome plated stem; Carton of 25; 1.5000" Head Dia., 0.3414" Stem Dia., 4.9280" O.A.L.
8	Intake	71	V-1200 Std-3-15-30	VINTAGE; 1.7200" Head Dia., 0.3413" Stem Dia., 4.9170" O.A.L.
8	Intake, Bulk	71	V-1200B Std Only	VINTAGE; Carton of 25; 1.7200" Head Dia., 0.3413" Stem Dia., 4.9170" O.A.L.
QTY	VALVE SPRING	YEARS	PART NO.	DESCRIPTION
8	Spring	71	VS-677 Std Only	Loc. Exh.; Incl. damper; 2.0300" Free Height
8	Spring	71	VS-739R Std Only	Loc. Exh.; Optional-H/D; 2.0000" Free Height
8	Spring	71	VS-677 Std Only	Loc. Int.; Incl. damper; 2.0300" Free Height
8	Spring	71	VS-739R Std Only	Loc. Int.; Optional-H/D; 2.0000" Free Height
8	Spring, Bulk	71	VS-677B Std Only	Loc. Exh.; Incl. damper; Carton of 250; 2.0300" Free Height
8	Spring, Bulk	71	VS-739RB Std Only	Loc. Exh.; Optional-H/D; Carton of 300; 2.0000" Free Height
8	Spring, Bulk	71	VS-677B Std Only	Loc. Int.; Incl. damper; Carton of 250; 2.0300" Free Height
8	Spring, Bulk	71	VS-739RB Std Only	Loc. Int.; Optional-H/D; Carton of 300; 2.0000" Free Height
QTY	VALVE SEAL	YEARS	PART NO.	DESCRIPTION
16	Valve Stem Seal	71	MV-1233C Std Only	O-Ring; (RBB) Rubber
16	Valve Stem Seal	71	ST-2001 Std Only	Positive type; Installation requires valve guide machining; (RBBTF) Rubber/PTFE
16	Valve Stem Seal Bulk	71	MV-1233 Std Only	O-Ring; Carton of 100; (RBB) Rubber
16	Valve Stem Seal Bulk	71	ST-2001BC Std Only	Positive type; Installation requires valve guide machining; Carton of 100; (RBBTF) Rubber/PTFE
QTY	VALVE SEAT	YEARS	PART NO.	DESCRIPTION
8	Seat	71	245-1562-2 Std Only	Loc. Exh.; 1.5675" OD, 1.3125" ID, 0.2480" Depth
8	Seat	71	245-1562-2N Std Only	Loc. Exh.; Premium Material; 1.5675" OD, 1.3125" ID, 0.2480" Depth
8	Seat	71	245-1812-3 Std Only	Loc. Int.; 1.8175" OD, 1.5000" ID, 0.2160" Depth
QTY	VALVE, MISC	YEARS	PART NO.	DESCRIPTION
32	Keeper	71	VK-115A Std Only	1 groove; Square cut key groove; Carton pack 24
32	Keeper	71	VK-115 Std Only	1 groove; Square cut key groove; Carton pack 32
32	Keeper	71	VK-115R Std Only	1 groove; Square cut key groove; Hardened
32	Keeper, Bulk	71	VK-115B Std Only	1 groove; Square cut key groove; Carton of 1000
16	Spring Insert	71	259-203C Std Only	.015"; Carton of 100
16	Spring Insert	71	259-203B Std Only	.030"; Carton of 100
16	Spring Insert	71	259-203BRS Std Only	.030"; Carton of 500
16	Spring Insert	71	259-203A Std Only	.060"; Carton of 100
16	Spring Insert	71	259-203ARS Std Only	.060"; Carton of 500
8	Rotocap	71	RC-157S Std Only	Loc. Exh.
QTY	PISTON	YEARS	PART NO.	DESCRIPTION
8	Cast Piston	71	295P Std-20-30-40-60	VINTAGE; Cast; .9275" Pin Dia.; 2 Rings 5/64 Groove, 1 Ring 3/16 Groove, 1.655 CD, Flat Head w/4 valve reliefs

VALVE TRAIN

VALVE TRAIN

(continued on next page)

GM Car (Incl. Buick, Cad., Chev., Olds., Pontiac)

168 307 5.0L (5032cc) OHV V8 (16 Valve) (Chevrolet), 3.875" Bore (GMC Eng.), 2 Bbl. "Eng. Code CCC" 1971
(cont.)

QTY	PISTON (cont.)	YEARS	PART NO.	DESCRIPTION
8	Cast Piston - Individual	71	W295P Std-60	VINTAGE; Cast; .9275" Pin Dia.; 2 Rings 5/64 Groove, 1 Ring 3/16 Groove, 1.655 CD, Flat Head w/4 valve reliefs
8	Pin	71	P-2208 Std-3-5-0015	0.6200" Inside Dia., 0.9272" Outside Dia.
QTY	RINGS	YEARS	PART NO.	DESCRIPTION
1	Premium Set	71	E-245K Std-20-30-40-60	VINTAGE; 2-5/64, 1-3/16; Premium Moly
1	Standard Set	71	E-245X Std-20-30-40-60-80	VINTAGE; 2-5/64, 1-3/16; Iron
QTY	ENGINE BEARINGS	YEARS	PART NO.	DESCRIPTION
1	Main Set	71	4663M Std-1-2-10-20-30-40-60	.020" O/S length flange brg.
1	Main Set	71	6688M 10 10-20-30	A-Series aluminum bearings
1	Main Set	71	4663MA Std-1-2-10-20-30-40-60	A-Series aluminum bearings ; .010" O/S length flange brg.
1	Main Set	71	7329MA 10 10-20	8-2555CA 60 avail. as unplated & resizeable; Overplated copper-lead alloy
1	Rod Set	71	8-2555CP Std-1-10-20-30-40-50	A-Series aluminum bearings
1	Rod Set	71	8-2555A Std-1-10-20-30-40-50-60	A-Series aluminum bearings
1	Rod Set	71	8-2555A 10X2 10X2-20X2-30X2-40X2	A-Series aluminum bearings ; Use in .002" O/S Rod Bore
1	Rod Set	71	8-2555CA 60 60	Unplated & resizeable
1	Rod Set	71	8-2555CP 10X2 + 10X2-20X2	Use in .002" O/S Rod Bore; Overplated copper-lead alloy; Superseded - When depleted use 8-2555A 10X2
8	Rod Pair	71	2555A Std-1-2-10-20-30-40-50-60	A-Series aluminum bearings
8	Rod Pair	71	2555CP Std-1-2-10-20-30-40-50	Overplated copper-lead alloy
8	Rod Pair	71	2555CA 60 60	Unplated & resizeable
8	Rod Pair	71	2555CP 10X2 + 10X2-20X2	Use in .002" O/S Rod Bore; Superseded - When depleted use 2555A 10X2
1	Cam Set	71	1750M Std Only	2.030" housing bore
1	Cam Set	71	1235M Std-1-10	Babbitt material; Full round design
1	Cam Set	71	1749M Std Only	Bi-Metal Aluminum
QTY	OIL PUMP	YEARS	PART NO.	DESCRIPTION
1	Oil Pump	71	224-4146	5/8" inlet
1	Oil Pump	71	224-4146A	High Pressure; 5/8" inlet
1	Oil Pump	71	224-4143	High Volume, check pan for clearance; 5/8" inlet; Use shaft w/steel guide
1	Inter. Shaft	71	224-6146E	Has steel shaft guide; Eliminates nylon shaft guide
1	Inter. Shaft	71	224-6146	Use w/nylon shaft guide
1	Oil Pump Shaft Guide	71	224-43343	Nylon
1	Screen Assy.	71	224-1246	5/8" inlet tube
QTY	GASKETS	YEARS	PART NO.	DESCRIPTION
1	Kit Gasket Set	71	260-1079	Premium set; Hi-Perf.; Header gskts. incl.; Complete set
1	Kit Gasket Set	71	260-1000	VINTAGE; Head bolts not incl.
1	Kit Gasket Set	71	260-1000AT	VINTAGE; Head bolts not incl.; PermaDryPlus® valve cover & oil pan gskts. incl.; PermaDryPlus® water outlet gskt. incl.
2	Head Bolt Set	71	260-2500 Std Only	Replacement recommended
QTY	FREEZE PLUGS	YEARS	PART NO.	DESCRIPTION
1	Brass Block Plug Kit	71	381-8007	
1	Steel Block Plug Kit	71	381-4011	
1	Brass Deep Cup Freeze Plug	71	381-9001	VINTAGE; 1.625" Diameter
1	Steel Deep Cup Freeze Plug	71	381-3095	0.500" Diameter
1	Steel Deep Cup Freeze Plug	71	381-3041	1.625" Diameter
1	Steel Shallow Cup Freeze Plug	71	381-2078	2.109" Diameter

169 307 5.0L (5032cc) OHV V8 (16 Valve) (Chevrolet), 3.875" Bore (GMC Eng.), 2 Bbl. 1971-1968

QTY	TIMING	YEARS	PART NO.	DESCRIPTION
1	3 Piece Set	71-68	KT3-499S	Powdered Metal Crank Sprocket; w/.405" tooth width sprocket; (1) 222-499; (1) 223-390; (1) 223-391
1	Timing Chain	71-68	222-499	Use w/.405" tooth width sprocket; 46 Links
1	Crank Sprocket	71-68	223-391	Powdered metal; .405" tooth width sprocket; 18 Teeth
1	Cam Sprocket	71-68	223-390	.405" tooth width sprocket; 36 Teeth
1	Cam Sprocket	71-68	223-390N	Nylon; .405" tooth width sprocket; 36 Teeth
QTY	CAMSHAFT/LIFTER	YEARS	PART NO.	DESCRIPTION
1	Camshaft	71-68	CS-274	Hydraulic, (050) Duration at .050 Lobe Lift, 203 Exh., 194 Int., 112 Degrees Lobe Separation
1	Performance Cam	71-68	CS-1103R	Emissions Legal Cam; CARB E.O. No. D-292-1; Pro-1500 Perf. Cam; 0.42" Exh. Valve Lift, 0.398" Int. Valve Lift, Hydraulic, (050) Duration at .050 Lobe Lift, 204 Exh., 194 Int., 112 Degrees Lobe Separation

(continued on next page)

GM Car (Incl. Buick, Cad., Chev., Olds., Pontiac)

307 5.0L (5032cc) OHV V8 (16 Valve) (Chevrolet), 3.875" Bore (GMC Eng.), 2 Bbl. 1971-1968 169
(cont.)

	CAMSHAFT/LIFTER	YEARS	PART NO.	DESCRIPTION	
VALVE TRAIN	QTY (cont.)				
	1	Performance Cam	71-68	CS-1014R	Emissions Legal Cam; CARB E.O. No. D-292-1; Pro-2000 Perf. Cam; 0.443" Exh. Valve Lift, 0.42" Int. Valve Lift, Hydraulic, (050) Duration at .050 Lobe Lift, 214 Exh., 204 Int., 112 Degrees Lobe Separation
	1	Performance Cam	71-68	CS-1106R	Emissions Legal Cam; CARB E.O. No. D-292-1; Pro-3000 Perf. Cam; 0.465" Exh. Valve Lift, 0.443" Int. Valve Lift, Hydraulic, (050) Duration at .050 Lobe Lift, 224 Exh., 214 Int., 112 Degrees Lobe Separation
	1	Prelube		55-403 Std Only	1.5 oz. packet
	1	Prelube		55-400 Std Only	4 oz. bottle; 1.5 oz. packet No. 55-403 also avail.
	16	Lifter	71-68	HT-817 Std Only	Hyd.
	16	Lifter	71-68	HT-817R Std Only	Speed-Pro Hi-Revolution Hyd.
	16	Lifter, Bulk	71-68	HT-817B Std Only	Hyd.; Carton of 128
	16	Lifter, Bulk	71-68	HT-817RB Std Only	Speed-Pro Hi-Revolution Hyd.; Carton of 128
	QTY	CAM KIT	YEARS	PART NO.	DESCRIPTION
	1	Cam/Lifter Kit	71-68	KC-1103R	Emissions Legal Cam; CARB E.O. No. D-292-1; Hyd.; Pro-1500 Perf. Cam; Duration at .050", 194 Int., 204 Exh.; Valve lift .398" Int., .420" Exh.; Lobe Separation 112 Degrees; (1) 55-403B; (1) CS-1103R; (16) HT-817
	1	Cam/Lifter Kit	71-68	KC-1014R	Emissions Legal Cam; CARB E.O. No. D-292-1; Hyd.; Pro-2000 Perf. Cam; Duration at .050", 204 Int., 214 Exh.; Valve lift .420" Int., .443" Exh.; Lobe Separation 112 Degrees; (1) 55-403B; (1) CS-1014R; (16) HT-817
	1	Cam/Lifter Kit	71-68	KC-1106R	Emissions Legal Cam; CARB E.O. No. D-292-1; Hyd.; Pro-3000 Perf. Cam; Duration at .050", 214 Int., 224 Exh.; Valve lift .443" Int., .465" Exh.; Lobe Separation 112 Degrees; (1) 55-403B; (1) CS-1106R; (16) HT-817
	1	Cam/Lifter Kit	71-68	KC-274	Hyd.; (1) 55-403B; (1) CS-274; (16) HT-817
	1	Cam/Lifter/Timing Kit	71-68	KCT-274	Hyd.; w/.405" tooth width sprocket; (1) 55-403B; (1) CS-274; (16) HT-817; (1) KT3-499S
	QTY	PUSH ROD	YEARS	PART NO.	DESCRIPTION
16	Push Rod	71-68	RP-3093 Std Only	7.7940" O.A.L.	
16	Push Rod	71-68	RP-3212R Std-100-150-200	Chrome-Moly; 7.7900" O.A.L.	
16	Push Rod, Bulk	71-68	BRP-3093 Std Only	Carton of 100; 7.7940" O.A.L.	
16	Push Rod, Bulk	71-68	BRP-3212R Std-100	Chrome-Moly; Carton of 100; 7.7900" O.A.L.	
QTY	ROCKER PARTS	YEARS	PART NO.	DESCRIPTION	
16	Arm Assy.	71-68	R-826 Std Only	Incl. arm, ball & nut	
16	Arm Assy., Bulk	71-68	R-826B Std Only	Incl. arm, ball & nut; Carton of 64	
16	Arm	71-68	R-826A Std Only		
16	Rocker Arm Ball	71-68	MR-1783 Std Only		
16	Nut	71-68	MR-1751 Std Only	Self-locking, 3/8" x 24 threads	
16	Stud	71-68	MR-1752 Std Only	.003" O/S; 3/8" x 24 x 2.495"	
16	Stud	71-68	MR-1949 Std Only	.372" x 24 x 2.495"	
QTY	VALVE	YEARS	PART NO.	DESCRIPTION	
8	Exhaust	71	V-1904 Std-3-15-30	Chrome plated stem; 1.5000" Head Dia., 0.3414" Stem Dia., 4.9280" O.A.L.	
8	Exhaust	71-68	V-1888X Std Only	Chrome plated stem; Stellite face; 1.5000" Head Dia., 0.3412" Stem Dia., 4.9230" O.A.L.	
8	Exhaust	70-68	V-1199 Std-3-5-15-30	VINTAGE; 1.5000" Head Dia., 0.3415" Stem Dia., 4.9280" O.A.L.	
8	Exhaust, Bulk	71	V-1904B Std-15	Chrome plated stem; Carton of 25; 1.5000" Head Dia., 0.3414" Stem Dia., 4.9280" O.A.L.	
8	Exhaust, Bulk	70-68	V-1199B Std Only	VINTAGE; Carton of 25; 1.5000" Head Dia., 0.3415" Stem Dia., 4.9280" O.A.L.	
8	Intake	71-68	V-1200 Std-3-15-30	VINTAGE; 1.7200" Head Dia., 0.3413" Stem Dia., 4.9170" O.A.L.	
8	Intake, Bulk	71-68	V-1200B Std Only	VINTAGE; Carton of 25; 1.7200" Head Dia., 0.3413" Stem Dia., 4.9170" O.A.L.	
QTY	VALVE SPRING	YEARS	PART NO.	DESCRIPTION	
8	Spring	71-68	VS-677 Std Only	Loc. Exh.; Incl. damper; 2.0300" Free Height	
8	Spring	71-68	VS-739R Std Only	Loc. Exh.; Optional-H/D; 2.0000" Free Height	
8	Spring	71-68	VS-677 Std Only	Loc. Int.; Incl. damper; 2.0300" Free Height	
8	Spring	71-68	VS-739R Std Only	Loc. Int.; Optional-H/D; 2.0000" Free Height	
8	Spring, Bulk	71-68	VS-677B Std Only	Loc. Exh.; Incl. damper; Carton of 250; 2.0300" Free Height	
8	Spring, Bulk	71-68	VS-739RB Std Only	Loc. Exh.; Optional-H/D; Carton of 300; 2.0000" Free Height	
8	Spring, Bulk	71-68	VS-677B Std Only	Loc. Int.; Incl. damper; Carton of 250; 2.0300" Free Height	
8	Spring, Bulk	71-68	VS-739RB Std Only	Loc. Int.; Optional-H/D; Carton of 300; 2.0000" Free Height	
QTY	VALVE SEAL	YEARS	PART NO.	DESCRIPTION	
16	Valve Stem Seal	71-68	MV-1233C Std Only	O-Ring; (RBB) Rubber	

(continued on next page)

GM Car (Incl. Buick, Cad., Chev., Olds., Pontiac)

169 307 5.0L (5032cc) OHV V8 (16 Valve) (Chevrolet), 3.875" Bore (GMC Eng.), 2 Bbl. 1971-1968
(cont.)

	QTY	VALVE SEAL (cont.)	YEARS	PART NO.	DESCRIPTION
VALVE TRAIN	16	Valve Stem Seal	71-68	ST-2001 Std Only	Positive type; Installation requires valve guide machining; (RBBTF) Rubber/PTFE
	16	Valve Stem Seal Bulk	71-68	MV-1233 Std Only	O-Ring; Carton of 100; (RBB) Rubber
	16	Valve Stem Seal Bulk	71-68	ST-2001BC Std Only	Positive type; Installation requires valve guide machining; Carton of 100; (RBBTF) Rubber/PTFE
	VALVE SEAT				
	8	Seat	71-68	245-1562-2 Std Only	Loc. Exh.; 1.5675" OD, 1.3125" ID, 0.2480" Depth
	8	Seat	71-68	245-1562-2N Std Only	Loc. Exh.; Premium Material; 1.5675" OD, 1.3125" ID, 0.2480" Depth
	8	Seat	71-68	245-1812-3 Std Only	Loc. Int.; 1.8175" OD, 1.5000" ID, 0.2160" Depth
	VALVE, MISC				
	32	Keeper	71-68	VK-115A Std Only	1 groove; Square cut key groove; Carton pack 24
	32	Keeper	71-68	VK-115 Std Only	1 groove; Square cut key groove; Carton pack 32
32	Keeper	71-68	VK-115R Std Only	1 groove; Square cut key groove; Hardened	
32	Keeper, Bulk	71-68	VK-115B Std Only	1 groove; Square cut key groove; Carton of 1000	
16	Spring Insert	71-68	259-203C Std Only	.015"; Carton of 100	
16	Spring Insert	71-68	259-203B Std Only	.030"; Carton of 100	
16	Spring Insert	71-68	259-203BRS Std Only	.030"; Carton of 500	
16	Spring Insert	71-68	259-203A Std Only	.060"; Carton of 100	
16	Spring Insert	71-68	259-203ARS Std Only	.060"; Carton of 500	
8	Rotocap	71-68	RC-157S Std Only	Loc. Exh.	
BLOCK	PISTON				
	8	Cast Piston	71-68	295P Std-20-30-40-60	VINTAGE; Cast; .9275" Pin Dia.; 2 Rings 5/64 Groove, 1 Ring 3/16 Groove, 1.655 CD, Flat Head w/4 valve reliefs
	8	Cast Piston - Individual	71-68	W295P Std-60	VINTAGE; Cast; .9275" Pin Dia.; 2 Rings 5/64 Groove, 1 Ring 3/16 Groove, 1.655 CD, Flat Head w/4 valve reliefs
	8	Pin	71-68	P-2208 Std-3-5-0015	0.6200" Inside Dia., 0.9272" Outside Dia.
	RINGS				
	1	Premium Set	71-68	E-245K Std-20-30-40-60	VINTAGE; 2-5/64, 1-3/16; Premium Moly
	1	Standard Set	71-68	E-245X Std-20-30-40-60-80	VINTAGE; 2-5/64, 1-3/16; Iron
	ENGINE BEARINGS				
	1	Main Set	71-68	4663M Std-1-2-10-20-30-40-60	.020" O/S length flange brg.
	1	Main Set	71-68	6688M 10 10-20-30	A-Series aluminum bearings
	1	Main Set	71-68	4663MA Std-1-2-10-20-30-40-60	A-Series aluminum bearings
	1	Main Set	71-68	7329MA 10 10-20	A-Series aluminum bearings ; .010" O/S length flange brg.
	1	Rod Set	71-68	8-2555CP Std-1-10-20-30-40-50	8-2555CA 60 avail. as unplated & resizeable; Overplated copper-lead alloy
	1	Rod Set	71-68	8-2555A Std-1-10-20-30-40-50-60	A-Series aluminum bearings
	1	Rod Set	71-68	8-2555A 10X2 10X2-20X2-30X2-40X2	A-Series aluminum bearings ; Use in .002" O/S Rod Bore
	1	Rod Set	71-68	8-2555CA 60 60	Unplated & resizeable
	1	Rod Set	71-68	8-2555CP 10X2 + 10X2-20X2	Use in .002" O/S Rod Bore; Overplated copper-lead alloy; Superseded - When depleted use 8-2555A 10X2
	8	Rod Pair	71-68	2555A Std-1-2-10-20-30-40-50-60	A-Series aluminum bearings
	8	Rod Pair	71-68	2555CP Std-1-2-10-20-30-40-50	Overplated copper-lead alloy
	8	Rod Pair	71-68	2555CA 60 60	Unplated & resizeable
	8	Rod Pair	71-68	2555CP 10X2 + 10X2-20X2	Use in .002" O/S Rod Bore; Superseded - When depleted use 2555A 10X2
	1	Cam Set	71-68	1750M Std Only	2.030" housing bore
	1	Cam Set	71-68	1235M Std-1-10	Babbitt material; Full round design
	1	Cam Set	71-68	1749M Std Only	Bi-Metal Aluminum
	OIL PUMP				
1	Oil Pump	71-68	224-4146	5/8" inlet	
1	Oil Pump	71-68	224-4146A	High Pressure; 5/8" inlet	
1	Oil Pump	71-68	224-4143	High Volume, check pan for clearance; 5/8" inlet; Use shaft w/steel guide	
1	Inter. Shaft	71-68	224-6146E	Has steel shaft guide; Eliminates nylon shaft guide	
1	Inter. Shaft	71-68	224-6146	Use w/nylon shaft guide	
1	Oil Pump Shaft Guide	71-68	224-43343	Nylon	
1	Screen Assy.	71-68	224-1246	5/8" inlet tube	
GASKETS					
1	Kit Gasket Set	71-68	260-1079	Premium set; Hi-Perf.; Header gskts. incl.; Complete set	
1	Kit Gasket Set	71-68	260-1000	VINTAGE; Head bolts not incl.	
1	Kit Gasket Set	71-68	260-1000AT	VINTAGE; Head bolts not incl.; PermaDryPlus® valve cover & oil pan gskts. incl.; PermaDryPlus® water outlet gskt. incl.	

(continued on next page)

GM Car (Incl. Buick, Cad., Chev., Olds., Pontiac)

307 5.0L (5032cc) OHV V8 (16 Valve) (Chevrolet), 3.875" Bore (GMC Eng.), 2 Bbl. 1971-1968 169
(cont.)

	QTY	GASKETS (cont.)	YEARS	PART NO.	DESCRIPTION
BLOCK	2	Head Bolt Set	71-68	260-2500 Std Only	Replacement recommended
	FREEZE PLUGS				
	1	Brass Block Plug Kit	71-68	381-8007	
	1	Steel Block Plug Kit	71-68	381-4011	
	1	Brass Deep Cup Freeze Plug	71-68	381-9001	VINTAGE; 1.625" Diameter
	1	Steel Deep Cup Freeze Plug	71-68	381-3095	0.500" Diameter
	1	Steel Deep Cup Freeze Plug	71-68	381-3041	1.625" Diameter
	1	Steel Shallow Cup Freeze Plug	71-68	381-2078	2.109" Diameter

316 5.2L (5179cc) OHV V8 (16 Valve) (Pontiac), 3.9375" Bore (GMC Eng.), 2 Bbl. 1956 170

	QTY	CAMSHAFT/LIFTER	YEARS	PART NO.	DESCRIPTION
VALVE TRAIN	16	Lifter	56	HT-951 Std Only	Hyd.
	16	Lifter, Bulk	56	HT-951B Std Only	Hyd.; Carton of 128
	PUSH ROD				
	16	Push Rod	56	RP-3229R Std Only	Chrome-Moly; 9.1300" O.A.L.
	16	Push Rod	56	RP-3028 Std Only	VINTAGE; 9.1360" O.A.L.
	16	Push Rod, Bulk	56	BRP-3028 Std Only	VINTAGE; Carton of 100; 9.1360" O.A.L.
	VALVE GUIDE				
	8	Guide	56	VG-5034 Std Only	Loc. Exh.; Cut to fit; 0.3430" ID, 2.5000" O.A.L
	8	Guide	56	VG-5037 Std Only	VINTAGE; Loc. Int.; 0.3420" ID, 2.7500" O.A.L
	8	Guide	56	VG-5072 Std Only	VINTAGE; Loc. Int.; Cut to fit; 0.3440" ID, 2.8750" O.A.L
	8	Guide, Bulk	56	VG-5072B Std Only	VINTAGE; Loc. Int.; Cut to fit; Carton of 100; 0.3440" ID, 2.8750" O.A.L
	VALVE SPRING				
	16	Spring	56	VS-445 Std Only	VINTAGE; Loc. Inner; 1.8120" Free Height
	16	Spring	56	VS-446 Std Only	VINTAGE; Loc. Outer; 1.9800" Free Height
	VALVE SEAL				
	8	Valve Stem Seal	56	MV-1233C Std Only	Loc. Int.; O-Ring; (RBB) Rubber
16	Valve Stem Seal	56	ST-2092 Std Only	Positive type, Metal Clad; (RBB) Rubber	
16	Valve Stem Seal	56	ST-2003 Std Only	Positive type; Installation requires valve guide machining; (RBB) Rubber	
8	Valve Stem Seal Bulk	56	MV-1233 Std Only	Loc. Int.; O-Ring; Carton of 100; (RBB) Rubber	
16	Valve Stem Seal Bulk	56	ST-2003BC Std Only	Positive type; Installation requires valve guide machining; Carton of 100; (RBB) Rubber	
VALVE, MISC					
32	Keeper	56	VK-115A Std Only	1 groove; Square cut key groove; Carton pack 24	
32	Keeper	56	VK-115 Std Only	1 groove; Square cut key groove; Carton pack 32	
32	Keeper	56	VK-115R Std Only	1 groove; Square cut key groove; Hardened	
32	Keeper, Bulk	56	VK-115B Std Only	1 groove; Square cut key groove; Carton of 1000	
RINGS					
1	Standard Set	56	E-252X Std-30	VINTAGE; 2-5/64, 1-3/16; Iron	

316 5.2L (5179cc) OHV V8 (16 Valve) (Pontiac), 3.9375" Bore (GMC Eng.), 2-4 Bbl. 1956 171

	QTY	CAMSHAFT/LIFTER	YEARS	PART NO.	DESCRIPTION
VALVE TRAIN	16	Lifter	56	HT-951 Std Only	Hyd.
	16	Lifter, Bulk	56	HT-951B Std Only	Hyd.; Carton of 128
	PUSH ROD				
	16	Push Rod	56	RP-3229R Std Only	Chrome-Moly; 9.1300" O.A.L.
	16	Push Rod	56	RP-3028 Std Only	VINTAGE; 9.1360" O.A.L.
	16	Push Rod, Bulk	56	BRP-3028 Std Only	VINTAGE; Carton of 100; 9.1360" O.A.L.
	VALVE GUIDE				
	8	Guide	56	VG-5034 Std Only	Loc. Exh.; Cut to fit; 0.3430" ID, 2.5000" O.A.L
	8	Guide	56	VG-5037 Std Only	VINTAGE; Loc. Int.; 0.3420" ID, 2.7500" O.A.L
	8	Guide	56	VG-5072 Std Only	VINTAGE; Loc. Int.; Cut to fit; 0.3440" ID, 2.8750" O.A.L
	8	Guide, Bulk	56	VG-5072B Std Only	VINTAGE; Loc. Int.; Cut to fit; Carton of 100; 0.3440" ID, 2.8750" O.A.L
	VALVE SPRING				
	16	Spring	56	VS-445 Std Only	VINTAGE; Loc. Inner; 1.8120" Free Height
	16	Spring	56	VS-446 Std Only	VINTAGE; Loc. Outer; 1.9800" Free Height
	VALVE SEAL				
	8	Valve Stem Seal	56	MV-1233C Std Only	Loc. Int.; O-Ring; (RBB) Rubber
16	Valve Stem Seal	56	ST-2092 Std Only	Positive type, Metal Clad; (RBB) Rubber	
16	Valve Stem Seal	56	ST-2003 Std Only	Positive type; Installation requires valve guide machining; (RBB) Rubber	
8	Valve Stem Seal Bulk	56	MV-1233 Std Only	Loc. Int.; O-Ring; Carton of 100; (RBB) Rubber	

(continued on next page)

GM Car (Incl. Buick, Cad., Chev., Olds., Pontiac)

171 316 5.2L (5179cc) OHV V8 (16 Valve) (Pontiac), 3.9375" Bore (GMC Eng.), 2-4 Bbl. 1956 (cont.)

QTY	VALVE SEAL (cont.)	YEARS	PART NO.	DESCRIPTION
16	Valve Stem Seal Bulk	56	ST-2003BC Std Only	Positive type; Installation requires valve guide machining; Carton of 100; (RBB) Rubber
QTY	VALVE, MISC	YEARS	PART NO.	DESCRIPTION
32	Keeper	56	VK-115A Std Only	1 groove; Square cut key groove; Carton pack 24
32	Keeper	56	VK-115 Std Only	1 groove; Square cut key groove; Carton pack 32
32	Keeper	56	VK-115R Std Only	1 groove; Square cut key groove; Hardened
32	Keeper, Bulk	56	VK-115B Std Only	1 groove; Square cut key groove; Carton of 1000
QTY	RINGS	YEARS	PART NO.	DESCRIPTION
1	Standard Set	56	E-252X Std-30	VINTAGE; 2-5/64, 1-3/16; Iron

172 316 5.2L (5179cc) OHV V8 (16 Valve) (Pontiac), 3.9375" Bore (GMC Eng.), 4 Bbl. 1956

QTY	CAMSHAFT/LIFTER	YEARS	PART NO.	DESCRIPTION
16	Lifter	56	HT-951 Std Only	Hyd.
16	Lifter, Bulk	56	HT-951B Std Only	Hyd.; Carton of 128
QTY	PUSH ROD	YEARS	PART NO.	DESCRIPTION
16	Push Rod	56	RP-3229R Std Only	Chrome-Moly; 9.1300" O.A.L.
16	Push Rod	56	RP-3028 Std Only	VINTAGE; 9.1360" O.A.L.
16	Push Rod, Bulk	56	BRP-3028 Std Only	VINTAGE; Carton of 100; 9.1360" O.A.L.
QTY	VALVE GUIDE	YEARS	PART NO.	DESCRIPTION
8	Guide	56	VG-5034 Std Only	Loc. Exh.; Cut to fit; 0.3430" ID, 2.5000" O.A.L
8	Guide	56	VG-5037 Std Only	VINTAGE; Loc. Int.; 0.3420" ID, 2.7500" O.A.L
8	Guide	56	VG-5072 Std Only	VINTAGE; Loc. Int.; Cut to fit; 0.3440" ID, 2.8750" O.A.L
8	Guide, Bulk	56	VG-5072B Std Only	VINTAGE; Loc. Int.; Cut to fit; Carton of 100; 0.3440" ID, 2.8750" O.A.L
QTY	VALVE SPRING	YEARS	PART NO.	DESCRIPTION
16	Spring	56	VS-445 Std Only	VINTAGE; Loc. Inner; 1.8120" Free Height
16	Spring	56	VS-446 Std Only	VINTAGE; Loc. Outer; 1.9800" Free Height
QTY	VALVE SEAL	YEARS	PART NO.	DESCRIPTION
8	Valve Stem Seal	56	MV-1233C Std Only	Loc. Int.; O-Ring; (RBB) Rubber
16	Valve Stem Seal	56	ST-2092 Std Only	Positive type, Metal Clad; (RBB) Rubber
16	Valve Stem Seal	56	ST-2003 Std Only	Positive type; Installation requires valve guide machining; (RBB) Rubber
8	Valve Stem Seal Bulk	56	MV-1233 Std Only	Loc. Int.; O-Ring; Carton of 100; (RBB) Rubber
16	Valve Stem Seal Bulk	56	ST-2003BC Std Only	Positive type; Installation requires valve guide machining; Carton of 100; (RBB) Rubber
QTY	VALVE, MISC	YEARS	PART NO.	DESCRIPTION
32	Keeper	56	VK-115A Std Only	1 groove; Square cut key groove; Carton pack 24
32	Keeper	56	VK-115 Std Only	1 groove; Square cut key groove; Carton pack 32
32	Keeper	56	VK-115R Std Only	1 groove; Square cut key groove; Hardened
32	Keeper, Bulk	56	VK-115B Std Only	1 groove; Square cut key groove; Carton of 1000
QTY	RINGS	YEARS	PART NO.	DESCRIPTION
1	Standard Set	56	E-252X Std-30	VINTAGE; 2-5/64, 1-3/16; Iron

173 322 5.3L (5278cc) OHV V8 (16 Valve) (Buick), 4" Bore (GMC Eng.), 2 Bbl. 1956-1953

QTY	TIMING	YEARS	PART NO.	DESCRIPTION
1	Timing Chain	56-53	222-491	52 Links
1	Crank Sprocket	56-53	223-276	VINTAGE; 19 Teeth
QTY	CAMSHAFT/LIFTER	YEARS	PART NO.	DESCRIPTION
16	Lifter	56	HT-896 Std Only	VINTAGE; Hyd.
16	Lifter, Bulk	56	HT-896B Std Only	VINTAGE; Hyd.; Carton of 126
QTY	PUSH ROD	YEARS	PART NO.	DESCRIPTION
16	Push Rod	56-53	RP-3010 Std Only	VINTAGE; 8.2500" O.A.L.
QTY	VALVE GUIDE	YEARS	PART NO.	DESCRIPTION
8	Guide	56-53	VG-628 Std Only	VINTAGE; Loc. Exh.; 0.3745" ID, 2.7500" O.A.L
QTY	VALVE SPRING	YEARS	PART NO.	DESCRIPTION
16	Spring	56-53	VS-527 Std Only	VINTAGE; Loc. Inner; 2.0100" Free Height
16	Spring	56-53	VS-612 Std Only	VINTAGE; Loc. Outer; 2.0700" Free Height
QTY	VALVE SEAL	YEARS	PART NO.	DESCRIPTION
16	Valve Stem Seal	56-53	ST-2014 Std Only	Positive type; Installation requires valve guide machining; (TFL) PTFE
16	Valve Stem Seal Bulk	56-53	ST-2014BC Std Only	Positive type; Installation requires valve guide machining; Carton of 100; (TFL) PTFE
QTY	VALVE, MISC	YEARS	PART NO.	DESCRIPTION
32	Keeper	56-53	VK-97 Std Only	VINTAGE; 1 groove; Square cut key groove

(continued on next page)

GM Car (Incl. Buick, Cad., Chev., Olds., Pontiac)

322 5.3L (5278cc) OHV V8 (16 Valve) (Buick), 4" Bore (GMC Eng.), 2 Bbl. 1956-1953 173
(cont.)

BLOCK	QTY	RINGS	YEARS	PART NO.	DESCRIPTION	BLOCK
	1	Premium Set	56-53	E-251KC	Std-20-30-40-60	
1	Premium Set	56-53	E-251K	Std-10-20-30-40-60	2-5/64, 1-3/16; Premium Moly	
1	Standard Set	56-53	E-251X	Std-10-20-30-40-60-80	2-5/64, 1-3/16; Iron	
8	Premium Single Cylinder Set	56-53	WE-251K	Std-30-40-60	2-5/64, 1-3/16; Premium Moly	
8	Standard Single Cylinder Set	56-53	WE-251X	Std-30-40-60	2-5/64, 1-3/16; Iron	
QTY	SLEEVE	YEARS	PART NO.	DESCRIPTION		
8	Repair Sleeve	56-53	SL-22Y	Std Only	1/8" wall, must be cut to correct length; O.A.L. 10.250"	
8	Repair Sleeve	56-53	SL-22M	Std Only	3/32" wall, must be cut to correct length; O.A.L. 10.250"	

322 5.3L (5278cc) OHV V8 (16 Valve) (Buick), 4" Bore (GMC Eng.), 4 Bbl. 1956-1953 174

VALVE TRAIN	QTY	TIMING	YEARS	PART NO.	DESCRIPTION	VALVE TRAIN
	1	Timing Chain	56-53	222-491		
1	Crank Sprocket	56-53	223-276		VINTAGE; 19 Teeth	
QTY	CAMSHAFT/LIFTER	YEARS	PART NO.	DESCRIPTION		
16	Lifter	56	HT-896	Std Only	VINTAGE; Hyd.	
16	Lifter, Bulk	56	HT-896B	Std Only	VINTAGE; Hyd.; Carton of 126	
QTY	PUSH ROD	YEARS	PART NO.	DESCRIPTION		
16	Push Rod	56-53	RP-3010	Std Only	VINTAGE; 8.2500" O.A.L.	
QTY	VALVE GUIDE	YEARS	PART NO.	DESCRIPTION		
8	Guide	56-53	VG-628	Std Only	VINTAGE; Loc. Exh.; 0.3745" ID, 2.7500" O.A.L.	
QTY	VALVE SPRING	YEARS	PART NO.	DESCRIPTION		
16	Spring	56-53	VS-527	Std Only	VINTAGE; Loc. Inner; 2.0100" Free Height	
16	Spring	56-53	VS-612	Std Only	VINTAGE; Loc. Outer; 2.0700" Free Height	
QTY	VALVE SEAL	YEARS	PART NO.	DESCRIPTION		
16	Valve Stem Seal	56-53	ST-2014	Std Only	Positive type; Installation requires valve guide machining; (TFL) PTFE	
16	Valve Stem Seal Bulk	56-53	ST-2014BC	Std Only	Positive type; Installation requires valve guide machining; Carton of 100; (TFL) PTFE	
QTY	VALVE, MISC	YEARS	PART NO.	DESCRIPTION		
32	Keeper	56-53	VK-97	Std Only	VINTAGE; 1 groove; Square cut key groove	

BLOCK	QTY	RINGS	YEARS	PART NO.	DESCRIPTION	BLOCK
	1	Premium Set	56-53	E-251KC	Std-20-30-40-60	
1	Premium Set	56-53	E-251K	Std-10-20-30-40-60	2-5/64, 1-3/16; Premium Moly	
1	Standard Set	56-53	E-251X	Std-10-20-30-40-60-80	2-5/64, 1-3/16; Iron	
8	Premium Single Cylinder Set	56-53	WE-251K	Std-30-40-60	2-5/64, 1-3/16; Premium Moly	
8	Standard Single Cylinder Set	56-53	WE-251X	Std-30-40-60	2-5/64, 1-3/16; Iron	
QTY	SLEEVE	YEARS	PART NO.	DESCRIPTION		
8	Repair Sleeve	56-53	SL-22Y	Std Only	1/8" wall, must be cut to correct length; O.A.L. 10.250"	
8	Repair Sleeve	56-53	SL-22M	Std Only	3/32" wall, must be cut to correct length; O.A.L. 10.250"	

324 5.3L (5310cc) OHV V8 (16 Valve) (Oldsmobile), 3.875" Bore (GMC Eng.), 2 Bbl. 1956-1954 175

VALVE TRAIN	QTY	TIMING	YEARS	PART NO.	DESCRIPTION	VALVE TRAIN
	1	Timing Chain	56-55	222-494		
1	Timing Chain	56-54	222-368		3/8" pitch; 11 links wide; 64 Links	
1	Timing Chain	54	222-494		From Eng. No. 8A-285505; 1/2" pitch; 48 Links	
1	Cam Sprocket	56-55	223-245		VINTAGE; 1/2" pitch; 48 Teeth	
1	Cam Sprocket	54	223-245		VINTAGE; From Eng. No. 8A-285505; 1/2" pitch; 48 Teeth	
QTY	VALVE GUIDE	YEARS	PART NO.	DESCRIPTION		
8	Guide	56-54	VG-584	Std Only	VINTAGE; Loc. Exh.; 0.3973" ID, 2.3800" O.A.L.	
8	Guide	56-54	VG-538	Std Only	VINTAGE; Loc. Int.; 0.3450" ID, 2.3750" O.A.L.	
QTY	VALVE SPRING	YEARS	PART NO.	DESCRIPTION		
16	Spring	56	VS-526	Std Only	VINTAGE; O.E. valve spring cup No. 572861; 2.2500" Free Height	
QTY	VALVE, MISC	YEARS	PART NO.	DESCRIPTION		
32	Keeper	56-54	VK-115A	Std Only	1 groove; Square cut key groove; Carton pack 24	
32	Keeper	56-54	VK-115	Std Only	1 groove; Square cut key groove; Carton pack 32	
32	Keeper	56-54	VK-115R	Std Only	1 groove; Square cut key groove; Hardened	
32	Keeper, Bulk	56-54	VK-115B	Std Only	1 groove; Square cut key groove; Carton of 1000	
QTY	RINGS	YEARS	PART NO.	DESCRIPTION		
1	Premium Set	56-54	E-245K	Std-20-30-40-60	VINTAGE; 2-5/64, 1-3/16; Premium Moly	
1	Standard Set	56-54	E-245X	Std-20-30-40-60-80	VINTAGE; 2-5/64, 1-3/16; Iron	
QTY	SLEEVE	YEARS	PART NO.	DESCRIPTION		
8	Repair Sleeve	56-54	SL-20Y	Std Only	1/8" wall, must be cut to correct length	

GM Car (Incl. Buick, Cad., Chev., Olds., Pontiac)

176 324 5.3L (5310cc) OHV V8 (16 Valve) (Oldsmobile), 3.875" Bore (GMC Eng.), 4 Bbl. 1956-1954

VALVE TRAIN	QTY	TIMING	YEARS	PART NO.	DESCRIPTION	VALVE TRAIN
	1	Timing Chain	56	222-494	Oldsmobile 88 Base, 98 Base, Deluxe 88 Base; 1/2" pitch; 48 Links	
	1	Timing Chain	56	222-494	Oldsmobile Starfire Base, Super 88 Base; 1/2" pitch; 48 Links	
	1	Timing Chain	56-54	222-368	3/8" pitch; 11 links wide; 64 Links	
	1	Timing Chain	56-55	222-494	Oldsmobile Super 88 Base; 48 Links	
	1	Timing Chain	56	222-494	Oldsmobile Starfire Base; From Eng. No. 8A-285505; 1/2" pitch; 48 Links	
	1	Timing Chain	55	222-494	Exc. Oldsmobile 98 Base; 1/2" pitch; 48 Links	
	1	Timing Chain	55	222-494	Oldsmobile 98 Base; 1/2" pitch; 48 Links	
	1	Timing Chain	55	222-494	Oldsmobile Starfire Base; From Eng. No. 8A-285505; 1/2" pitch; 48 Links	
	1	Timing Chain	54	222-494	From Eng. No. 8A-285505; 1/2" pitch; 48 Links	
	1	Cam Sprocket	56	223-245	Oldsmobile 88 Base, 98 Base, Deluxe 88 Base; VINTAGE; 1/2" pitch; 48 Teeth	
	1	Cam Sprocket	56	223-245	Oldsmobile Starfire Base, Super 88 Base; VINTAGE; 1/2" pitch; 48 Teeth	
	1	Cam Sprocket	56	223-245	Oldsmobile Starfire Base; VINTAGE; From Eng. No. 8A-285505; 1/2" pitch; 48 Teeth	
	1	Cam Sprocket	55	223-245	Exc. Oldsmobile Super 88 Base; VINTAGE; 1/2" pitch; 48 Teeth	
	1	Cam Sprocket	55	223-245	Oldsmobile Super 88 Base; VINTAGE; 1/2" pitch; 48 Teeth	
	1	Cam Sprocket	55	223-245	Oldsmobile Starfire Base; VINTAGE; From Eng. No. 8A-285505; 1/2" pitch; 48 Teeth	
	1	Cam Sprocket	54	223-245	VINTAGE; From Eng. No. 8A-285505; 1/2" pitch; 48 Teeth	
	8	VALVE GUIDE	YEARS	PART NO.	DESCRIPTION	
	8	Guide	56-54	VG-584 Std Only	VINTAGE; Loc. Exh.; 0.3973" ID, 2.3800" O.A.L	
	8	Guide	56-54	VG-538 Std Only	VINTAGE; Loc. Int.; 0.3450" ID, 2.3750" O.A.L	
	16	VALVE SPRING	YEARS	PART NO.	DESCRIPTION	
	16	Spring	56	VS-526 Std Only	Exc. Oldsmobile Starfire Base; VINTAGE; O.E. valve spring cup No. 572861; 2.2500" Free Height	
	32	VALVE, MISC	YEARS	PART NO.	DESCRIPTION	
	32	Keeper	56-54	VK-115A Std Only	1 groove; Square cut key groove; Carton pack 24	
	32	Keeper	56-54	VK-115 Std Only	1 groove; Square cut key groove; Carton pack 32	
	32	Keeper	56-54	VK-115R Std Only	1 groove; Square cut key groove; Hardened	
	32	Keeper, Bulk	56-54	VK-115B Std Only	1 groove; Square cut key groove; Carton of 1000	
	1	RINGS	YEARS	PART NO.	DESCRIPTION	
	1	Premium Set	56-54	E-245K Std-20-30-40-60	VINTAGE; 2-5/64, 1-3/16; Premium Moly	
	1	Standard Set	56-54	E-245X Std-20-30-40-60-80	VINTAGE; 2-5/64, 1-3/16; Iron	
	8	SLEEVE	YEARS	PART NO.	DESCRIPTION	
	8	Repair Sleeve	56-54	SL-20Y Std Only	1/8" wall, must be cut to correct length	

177 326 5.3L (5343cc) OHV V8 (16 Valve) (Pontiac), 3.7188" Bore (GMC Eng.), 4 Bbl. "Eng. Code 590" 1964-1963

VALVE TRAIN	QTY	TIMING	YEARS	PART NO.	DESCRIPTION	VALVE TRAIN
	1	3 Piece Set	64-63	KT3-350S	VINTAGE; 223-305, 223-371 not sold separately; (1) 222-350; (1) 223-305; (1) 223-371	
	1	CAMSHAFT/LIFTER	YEARS	PART NO.	DESCRIPTION	
	1	Camshaft	64-63	CS-187	VINTAGE; Hydraulic, (050) Duration at .050 Lobe Lift, 190 Exh., 190 Int., 111 Degrees Lobe Separation	
	1	Prelube		55-403 Std Only	1.5 oz. packet	
	1	Prelube		55-400 Std Only	4 oz. bottle; 1.5 oz. packet No. 55-403 also avail.	
	16	Lifter	64-63	HT-951 Std Only	Hyd.	
	16	Lifter, Bulk	64-63	HT-951B Std Only	Hyd.; Carton of 128	
	16	PUSH ROD	YEARS	PART NO.	DESCRIPTION	
	16	Push Rod	64-63	RP-3164 Std-35-60	8.6930" O.A.L.	
	16	Push Rod	64-63	RP-3213R Std Only	Chrome-Moly; 8.6900" O.A.L.	
	8	VALVE	YEARS	PART NO.	DESCRIPTION	
	8	Intake	64-63	V-1532 Std Only	VINTAGE; 1.8820" Head Dia., 0.3409" Stem Dia., 4.8543" O.A.L.	
	16	VALVE SPRING	YEARS	PART NO.	DESCRIPTION	
	16	Spring	64-63	VS-445 Std Only	VINTAGE; Loc. Inner; 1.8120" Free Height	
	16	Spring	64-63	VS-446 Std Only	VINTAGE; Loc. Outer; 1.9800" Free Height	
	16	VALVE SEAL	YEARS	PART NO.	DESCRIPTION	
	16	Valve Stem Seal	64-63	MV-1233C Std Only	O-Ring; (RBB) Rubber	
	16	Valve Stem Seal	64-63	ST-2092 Std Only	Positive type, Metal Clad; (RBB) Rubber	
	16	Valve Stem Seal	64-63	ST-2003 Std Only	Positive type; Installation requires valve guide machining; (RBB) Rubber	
	16	Valve Stem Seal Bulk	64-63	MV-1233 Std Only	O-Ring; Carton of 100; (RBB) Rubber	

(continued on next page)

GM Car (Incl. Buick, Cad., Chev., Olds., Pontiac)

326 5.3L (5343cc) OHV V8 (16 Valve) (Pontiac), 3.7188" Bore (GMC Eng.), 4 Bbl. "Eng. Code 590" 1964-1963 177
(cont.)

QTY	VALVE SEAL (cont.)	YEARS	PART NO.	DESCRIPTION
16	Valve Stem Seal Bulk	64-63	ST-2003BC Std Only	Positive type; Installation requires valve guide machining; Carton of 100; (RBB) Rubber
QTY	VALVE, MISC	YEARS	PART NO.	DESCRIPTION
32	Keeper	64-63	VK-115A Std Only	1 groove; Square cut key groove; Carton pack 24
32	Keeper	64-63	VK-115 Std Only	1 groove; Square cut key groove; Carton pack 32
32	Keeper	64-63	VK-115R Std Only	1 groove; Square cut key groove; Hardened
32	Keeper, Bulk	64-63	VK-115B Std Only	1 groove; Square cut key groove; Carton of 1000
16	Spring Insert	64-63	259-301A Std Only	VINTAGE; .060"; Carton of 100
QTY	ENGINE BEARINGS	YEARS	PART NO.	DESCRIPTION
1	Main Set	64-63	4040M Std-1-10-20-30	VINTAGE; Grooved upper main brgs.
1	Rod Set	64-63	8-1555CPA Std-10-20-30-40	VINTAGE
8	Rod Pair	64-63	1555CPA Std-10-20-30-40	VINTAGE
1	Cam Set	64-63	1220M Std Only	
QTY	OIL PUMP	YEARS	PART NO.	DESCRIPTION
1	Oil Pump	64-63	224-43364S	High Pressure; 3/4" inlet tube; Incl. screen
1	Screen Assy.	64-63	224-11236	3/4" inlet tube
QTY	GASKETS	YEARS	PART NO.	DESCRIPTION
1	Kit Gasket Set	64-63	260-1025	VINTAGE; Int. manifold gskts. not incl.; Push rod cover gskt. not incl.
QTY	FREEZE PLUGS	YEARS	PART NO.	DESCRIPTION
1	Brass Block Plug Kit	64-63	381-8021	VINTAGE
1	Steel Block Plug Kit	64-63	381-4028	
1	Brass Deep Cup Freeze Plug	64-63	381-9010	0.938" Diameter
1	Brass Deep Cup Freeze Plug	64-63	381-9026	1.953" Diameter
1	Steel Deep Cup Freeze Plug	64-63	381-3039	0.938" Diameter
1	Steel Deep Cup Freeze Plug	64-63	381-3042	1.953" Diameter
1	Steel Deep Cup Freeze Plug	64-63	381-3112	2.063" Diameter

326 5.3L (5343cc) OHV V8 (16 Valve) (Pontiac), 3.7188" Bore (GMC Eng.), 2 Bbl. "Eng. Code 600" 1964-1963 178

QTY	TIMING	YEARS	PART NO.	DESCRIPTION
1	3 Piece Set	64-63	KT3-350S	VINTAGE; 223-305, 223-371 not sold separately; (1) 222-350; (1) 223-305; (1) 223-371
QTY	CAMSHAFT/LIFTER	YEARS	PART NO.	DESCRIPTION
1	Camshaft	64-63	CS-187	VINTAGE; Hydraulic, (050) Duration at .050 Lobe Lift, 190 Exh., 190 Int., 111 Degrees Lobe Separation
1	Prelube		55-403 Std Only	1.5 oz. packet
1	Prelube		55-400 Std Only	4 oz. bottle; 1.5 oz. packet No. 55-403 also avail.
16	Lifter	64-63	HT-951 Std Only	Hyd.
16	Lifter, Bulk	64-63	HT-951B Std Only	Hyd.; Carton of 128
QTY	PUSH ROD	YEARS	PART NO.	DESCRIPTION
16	Push Rod	64-63	RP-3164 Std-35-60	8.6930" O.A.L.
16	Push Rod	64-63	RP-3213R Std Only	Chrome-Moly; 8.6900" O.A.L.
QTY	VALVE	YEARS	PART NO.	DESCRIPTION
8	Intake	64-63	V-1532 Std Only	VINTAGE; 1.8820" Head Dia., 0.3409" Stem Dia., 4.8543" O.A.L.
QTY	VALVE SPRING	YEARS	PART NO.	DESCRIPTION
16	Spring	64-63	VS-445 Std Only	VINTAGE; Loc. Inner; 1.8120" Free Height
16	Spring	64-63	VS-446 Std Only	VINTAGE; Loc. Outer; 1.9800" Free Height
QTY	VALVE SEAL	YEARS	PART NO.	DESCRIPTION
16	Valve Stem Seal	64-63	MV-1233C Std Only	O-Ring; (RBB) Rubber
16	Valve Stem Seal	64-63	ST-2092 Std Only	Positive type, Metal Clad; (RBB) Rubber
16	Valve Stem Seal	64-63	ST-2003 Std Only	Positive type; Installation requires valve guide machining; (RBB) Rubber
16	Valve Stem Seal Bulk	64-63	MV-1233 Std Only	O-Ring; Carton of 100; (RBB) Rubber
16	Valve Stem Seal Bulk	64-63	ST-2003BC Std Only	Positive type; Installation requires valve guide machining; Carton of 100; (RBB) Rubber
QTY	VALVE, MISC	YEARS	PART NO.	DESCRIPTION
32	Keeper	64-63	VK-115A Std Only	1 groove; Square cut key groove; Carton pack 24
32	Keeper	64-63	VK-115 Std Only	1 groove; Square cut key groove; Carton pack 32
32	Keeper	64-63	VK-115R Std Only	1 groove; Square cut key groove; Hardened
32	Keeper, Bulk	64-63	VK-115B Std Only	1 groove; Square cut key groove; Carton of 1000
16	Spring Insert	64-63	259-301A Std Only	VINTAGE; .060"; Carton of 100
QTY	ENGINE BEARINGS	YEARS	PART NO.	DESCRIPTION
1	Main Set	64-63	4040M Std-1-10-20-30	VINTAGE; Grooved upper main brgs.
1	Rod Set	64-63	8-1555CPA Std-10-20-30-40	VINTAGE
8	Rod Pair	64-63	1555CPA Std-10-20-30-40	VINTAGE
1	Cam Set	64-63	1220M Std Only	

(continued on next page)

GM Car (Incl. Buick, Cad., Chev., Olds., Pontiac)

178 326 5.3L (5343cc) OHV V8 (16 Valve) (Pontiac), 3.7188" Bore (GMC Eng.), 2 Bbl. "Eng. Code 600" 1964-1963
(cont.)

BLOCK	QTY	OIL PUMP	YEARS	PART NO.	DESCRIPTION	BLOCK
	1	Oil Pump	64-63	224-43364S	High Pressure; 3/4" inlet tube; Incl. screen	
	1	Screen Assy.	64-63	224-11236	3/4" inlet tube	
BLOCK	QTY	GASKETS	YEARS	PART NO.	DESCRIPTION	BLOCK
	1	Kit Gasket Set	64-63	260-1025	VINTAGE; Int. manifold gskts. not incl.; Push rod cover gskt. not incl.	
BLOCK	QTY	FREEZE PLUGS	YEARS	PART NO.	DESCRIPTION	BLOCK
	1	Brass Block Plug Kit	64-63	381-8021	VINTAGE	
	1	Steel Block Plug Kit	64-63	381-4028		
	1	Brass Deep Cup Freeze Plug	64-63	381-9010	0.938" Diameter	
	1	Brass Deep Cup Freeze Plug	64-63	381-9026	1.953" Diameter	
	1	Steel Deep Cup Freeze Plug	64-63	381-3039	0.938" Diameter	
	1	Steel Deep Cup Freeze Plug	64-63	381-3042	1.953" Diameter	
	1	Steel Deep Cup Freeze Plug	64-63	381-3112	2.063" Diameter	

179 326 5.3L (5343cc) OHV V8 (16 Valve) (Pontiac), 3.7188" Bore (GMC Eng.), 2 Bbl. "Eng. Code 68X" 1964-1963

VALVE TRAIN	QTY	TIMING	YEARS	PART NO.	DESCRIPTION	VALVE TRAIN
	1	3 Piece Set	64-63	KT3-350S	VINTAGE; 223-305, 223-371 not sold separately; (1) 222-350; (1) 223-305; (1) 223-371	
VALVE TRAIN	QTY	CAMSHAFT/LIFTER	YEARS	PART NO.	DESCRIPTION	VALVE TRAIN
	1	Camshaft	64-63	CS-187	VINTAGE; Hydraulic, (050) Duration at .050 Lobe Lift, 190 Exh., 190 Int., 111 Degrees Lobe Separation	
	1	Prelube		55-403 Std Only	1.5 oz. packet	
	1	Prelube		55-400 Std Only	4 oz. bottle; 1.5 oz. packet No. 55-403 also avail.	
	16	Lifter	64-63	HT-951 Std Only	Hyd.	
	16	Lifter, Bulk	64-63	HT-951B Std Only	Hyd.; Carton of 128	
VALVE TRAIN	QTY	PUSH ROD	YEARS	PART NO.	DESCRIPTION	VALVE TRAIN
	16	Push Rod	64-63	RP-3164 Std-35-60	8.6930" O.A.L.	
	16	Push Rod	64-63	RP-3213R Std Only	Chrome-Moly; 8.6900" O.A.L.	
VALVE TRAIN	QTY	VALVE	YEARS	PART NO.	DESCRIPTION	VALVE TRAIN
	8	Intake	64-63	V-1532 Std Only	VINTAGE; 1.8820" Head Dia., 0.3409" Stem Dia., 4.8543" O.A.L.	
VALVE TRAIN	QTY	VALVE SPRING	YEARS	PART NO.	DESCRIPTION	VALVE TRAIN
	16	Spring	64-63	VS-445 Std Only	VINTAGE; Loc. Inner; 1.8120" Free Height	
	16	Spring	64-63	VS-446 Std Only	VINTAGE; Loc. Outer; 1.9800" Free Height	
VALVE TRAIN	QTY	VALVE SEAL	YEARS	PART NO.	DESCRIPTION	VALVE TRAIN
	16	Valve Stem Seal	64-63	MV-1233C Std Only	O-Ring; (RBB) Rubber	
	16	Valve Stem Seal	64-63	ST-2092 Std Only	Positive type, Metal Clad; (RBB) Rubber	
	16	Valve Stem Seal	64-63	ST-2003 Std Only	Positive type; Installation requires valve guide machining; (RBB) Rubber	
	16	Valve Stem Seal Bulk	64-63	MV-1233 Std Only	O-Ring; Carton of 100; (RBB) Rubber	
	16	Valve Stem Seal Bulk	64-63	ST-2003BC Std Only	Positive type; Installation requires valve guide machining; Carton of 100; (RBB) Rubber	
VALVE TRAIN	QTY	VALVE, MISC	YEARS	PART NO.	DESCRIPTION	VALVE TRAIN
	32	Keeper	64-63	VK-115A Std Only	1 groove; Square cut key groove; Carton pack 24	
	32	Keeper	64-63	VK-115 Std Only	1 groove; Square cut key groove; Carton pack 32	
	32	Keeper	64-63	VK-115R Std Only	1 groove; Square cut key groove; Hardened	
	32	Keeper, Bulk	64-63	VK-115B Std Only	1 groove; Square cut key groove; Carton of 1000	
	16	Spring Insert	64-63	259-301A Std Only	VINTAGE; .060"; Carton of 100	
BLOCK	QTY	ENGINE BEARINGS	YEARS	PART NO.	DESCRIPTION	BLOCK
	1	Main Set	64-63	4040M Std-1-10-20-30	VINTAGE; Grooved upper main brgs.	
	1	Rod Set	64-63	8-1555CPA Std-10-20-30-40	VINTAGE	
	8	Rod Pair	64-63	1555CPA Std-10-20-30-40	VINTAGE	
	1	Cam Set	64-63	1220M Std Only		
BLOCK	QTY	OIL PUMP	YEARS	PART NO.	DESCRIPTION	BLOCK
	1	Oil Pump	64-63	224-43364S	High Pressure; 3/4" inlet tube; Incl. screen	
	1	Screen Assy.	64-63	224-11236	3/4" inlet tube	
BLOCK	QTY	GASKETS	YEARS	PART NO.	DESCRIPTION	BLOCK
	1	Kit Gasket Set	64-63	260-1025	VINTAGE; Int. manifold gskts. not incl.; Push rod cover gskt. not incl.	
BLOCK	QTY	FREEZE PLUGS	YEARS	PART NO.	DESCRIPTION	BLOCK
	1	Brass Block Plug Kit	64-63	381-8021	VINTAGE	
	1	Steel Block Plug Kit	64-63	381-4028		
	1	Brass Deep Cup Freeze Plug	64-63	381-9010	0.938" Diameter	
	1	Brass Deep Cup Freeze Plug	64-63	381-9026	1.953" Diameter	
	1	Steel Deep Cup Freeze Plug	64-63	381-3039	0.938" Diameter	
	1	Steel Deep Cup Freeze Plug	64-63	381-3042	1.953" Diameter	
	1	Steel Deep Cup Freeze Plug	64-63	381-3112	2.063" Diameter	

GM Car (Incl. Buick, Cad., Chev., Olds., Pontiac)

326 5.3L (5343cc) OHV V8 (16 Valve) (Pontiac), 3.7188" Bore (GMC Eng.), 2 Bbl. "Eng. Code 690" 1964-1963 180

QTY	TIMING	YEARS	PART NO.	DESCRIPTION
1	3 Piece Set	64-63	KT3-350S	VINTAGE; 223-305, 223-371 not sold separately; (1) 222-350; (1) 223-305; (1) 223-371
QTY	CAMSHAFT/LIFTER	YEARS	PART NO.	DESCRIPTION
1	Camshaft	64-63	CS-187	VINTAGE; Hydraulic, (050) Duration at .050 Lobe Lift, 190 Exh., 190 Int., 111 Degrees Lobe Separation
1	Prelube		55-403 Std Only	1.5 oz. packet
1	Prelube		55-400 Std Only	4 oz. bottle; 1.5 oz. packet No. 55-403 also avail.
16	Lifter	64-63	HT-951 Std Only	Hyd.
16	Lifter, Bulk	64-63	HT-951B Std Only	Hyd.; Carton of 128
QTY	PUSH ROD	YEARS	PART NO.	DESCRIPTION
16	Push Rod	64-63	RP-3164 Std-35-60	8.6930" O.A.L.
16	Push Rod	64-63	RP-3213R Std Only	Chrome-Moly; 8.6900" O.A.L.
QTY	VALVE	YEARS	PART NO.	DESCRIPTION
8	Intake	64-63	V-1532 Std Only	VINTAGE; 1.8820" Head Dia., 0.3409" Stem Dia., 4.8543" O.A.L.
QTY	VALVE SPRING	YEARS	PART NO.	DESCRIPTION
16	Spring	64-63	VS-445 Std Only	VINTAGE; Loc. Inner; 1.8120" Free Height
16	Spring	64-63	VS-446 Std Only	VINTAGE; Loc. Outer; 1.9800" Free Height
QTY	VALVE SEAL	YEARS	PART NO.	DESCRIPTION
16	Valve Stem Seal	64-63	MV-1233C Std Only	O-Ring; (RBB) Rubber
16	Valve Stem Seal	64-63	ST-2092 Std Only	Positive type, Metal Clad; (RBB) Rubber
16	Valve Stem Seal	64-63	ST-2003 Std Only	Positive type; Installation requires valve guide machining; (RBB) Rubber
16	Valve Stem Seal Bulk	64-63	MV-1233 Std Only	O-Ring; Carton of 100; (RBB) Rubber
16	Valve Stem Seal Bulk	64-63	ST-2003BC Std Only	Positive type; Installation requires valve guide machining; Carton of 100; (RBB) Rubber
QTY	VALVE, MISC	YEARS	PART NO.	DESCRIPTION
32	Keeper	64-63	VK-115A Std Only	1 groove; Square cut key groove; Carton pack 24
32	Keeper	64-63	VK-115 Std Only	1 groove; Square cut key groove; Carton pack 32
32	Keeper	64-63	VK-115R Std Only	1 groove; Square cut key groove; Hardened
32	Keeper, Bulk	64-63	VK-115B Std Only	1 groove; Square cut key groove; Carton of 1000
16	Spring Insert	64-63	259-301A Std Only	VINTAGE; .060"; Carton of 100
QTY	ENGINE BEARINGS	YEARS	PART NO.	DESCRIPTION
1	Main Set	64-63	4040M Std-1-10-20-30	VINTAGE; Grooved upper main brgs.
1	Rod Set	64-63	8-1555CPA Std-10-20-30-40	VINTAGE
8	Rod Pair	64-63	1555CPA Std-10-20-30-40	VINTAGE
1	Cam Set	64-63	1220M Std Only	
QTY	OIL PUMP	YEARS	PART NO.	DESCRIPTION
1	Oil Pump	64-63	224-43364S	High Pressure; 3/4" inlet tube; Incl. screen
1	Screen Assy.	64-63	224-11236	3/4" inlet tube
QTY	GASKETS	YEARS	PART NO.	DESCRIPTION
1	Kit Gasket Set	64-63	260-1025	VINTAGE; Int. manifold gskts. not incl.; Push rod cover gskt. not incl.
QTY	FREEZE PLUGS	YEARS	PART NO.	DESCRIPTION
1	Brass Block Plug Kit	64-63	381-8021	VINTAGE
1	Steel Block Plug Kit	64-63	381-4028	
1	Brass Deep Cup Freeze Plug	64-63	381-9010	0.938" Diameter
1	Brass Deep Cup Freeze Plug	64-63	381-9026	1.953" Diameter
1	Steel Deep Cup Freeze Plug	64-63	381-3039	0.938" Diameter
1	Steel Deep Cup Freeze Plug	64-63	381-3042	1.953" Diameter
1	Steel Deep Cup Freeze Plug	64-63	381-3112	2.063" Diameter

326 5.3L (5343cc) OHV V8 (16 Valve) (Pontiac), 3.7188" Bore (GMC Eng.), 4 Bbl. "Eng. Code 70X" 1964-1963 181

QTY	TIMING	YEARS	PART NO.	DESCRIPTION
1	3 Piece Set	64-63	KT3-350S	VINTAGE; 223-305, 223-371 not sold separately; (1) 222-350; (1) 223-305; (1) 223-371
QTY	CAMSHAFT/LIFTER	YEARS	PART NO.	DESCRIPTION
1	Camshaft	64-63	CS-187	VINTAGE; Hydraulic, (050) Duration at .050 Lobe Lift, 190 Exh., 190 Int., 111 Degrees Lobe Separation
1	Prelube		55-403 Std Only	1.5 oz. packet
1	Prelube		55-400 Std Only	4 oz. bottle; 1.5 oz. packet No. 55-403 also avail.
16	Lifter	64-63	HT-951 Std Only	Hyd.
16	Lifter, Bulk	64-63	HT-951B Std Only	Hyd.; Carton of 128
QTY	PUSH ROD	YEARS	PART NO.	DESCRIPTION
16	Push Rod	64-63	RP-3164 Std-35-60	8.6930" O.A.L.
16	Push Rod	64-63	RP-3213R Std Only	Chrome-Moly; 8.6900" O.A.L.

(continued on next page)

GM Car (Incl. Buick, Cad., Chev., Olds., Pontiac)

181 326 5.3L (5343cc) OHV V8 (16 Valve) (Pontiac), 3.7188" Bore (GMC Eng.), 4 Bbl. "Eng. Code 70X" 1964-1963
(cont.)

VALVE TRAIN	QTY	VALVE	YEARS	PART NO.	DESCRIPTION	VALVE TRAIN
	8	Intake	64-63	V-1532 Std Only	VINTAGE; 1.8820" Head Dia., 0.3409" Stem Dia., 4.8543" O.A.L.	
	16	Spring	64-63	VS-445 Std Only	VINTAGE; Loc. Inner; 1.8120" Free Height	
	16	Spring	64-63	VS-446 Std Only	VINTAGE; Loc. Outer; 1.9800" Free Height	
	16	Valve Stem Seal	64-63	MV-1233C Std Only	O-Ring; (RBB) Rubber	
	16	Valve Stem Seal	64-63	ST-2092 Std Only	Positive type, Metal Clad; (RBB) Rubber	
	16	Valve Stem Seal	64-63	ST-2003 Std Only	Positive type; Installation requires valve guide machining; (RBB) Rubber	
	16	Valve Stem Seal Bulk	64-63	MV-1233 Std Only	O-Ring; Carton of 100; (RBB) Rubber	
	16	Valve Stem Seal Bulk	64-63	ST-2003BC Std Only	Positive type; Installation requires valve guide machining; Carton of 100; (RBB) Rubber	
	32	Keeper	64-63	VK-115A Std Only	1 groove; Square cut key groove; Carton pack 24	
	32	Keeper	64-63	VK-115 Std Only	1 groove; Square cut key groove; Carton pack 32	
	32	Keeper	64-63	VK-115R Std Only	1 groove; Square cut key groove; Hardened	
	32	Keeper, Bulk	64-63	VK-115B Std Only	1 groove; Square cut key groove; Carton of 1000	
	16	Spring Insert	64-63	259-301A Std Only	VINTAGE; .060"; Carton of 100	
	1	Main Set	64-63	4040M Std-1-10-20-30	VINTAGE; Grooved upper main brgs.	
	1	Rod Set	64-63	8-1555CPA Std-10-20-30-40	VINTAGE	
	8	Rod Pair	64-63	1555CPA Std-10-20-30-40	VINTAGE	
	1	Cam Set	64-63	1220M Std Only		
	1	Oil Pump	64-63	224-43364S	High Pressure; 3/4" inlet tube; Incl. screen	
	1	Screen Assy.	64-63	224-11236	3/4" inlet tube	
	1	Kit Gasket Set	64-63	260-1025	VINTAGE; Int. manifold gskts. not incl.; Push rod cover gskt. not incl.	
	1	Brass Block Plug Kit	64-63	381-8021	VINTAGE	
	1	Steel Block Plug Kit	64-63	381-4028		
	1	Brass Deep Cup Freeze Plug	64-63	381-9010	0.938" Diameter	
	1	Brass Deep Cup Freeze Plug	64-63	381-9026	1.953" Diameter	
	1	Steel Deep Cup Freeze Plug	64-63	381-3039	0.938" Diameter	
	1	Steel Deep Cup Freeze Plug	64-63	381-3042	1.953" Diameter	
	1	Steel Deep Cup Freeze Plug	64-63	381-3112	2.063" Diameter	

182 326 5.3L (5343cc) OHV V8 (16 Valve) (Pontiac), 3.7188" Bore (GMC Eng.), 2 Bbl. "Eng. Code 71X" 1963

VALVE TRAIN	QTY	TIMING	YEARS	PART NO.	DESCRIPTION	VALVE TRAIN
	1	3 Piece Set	63	KT3-350S	VINTAGE; 223-305, 223-371 not sold separately; (1) 222-350; (1) 223-305; (1) 223-371	
	1	Camshaft	63	CS-187	VINTAGE; Hydraulic, (050) Duration at .050 Lobe Lift, 190 Exh., 190 Int., 111 Degrees Lobe Separation	
	1	Prelube		55-403 Std Only	1.5 oz. packet	
	1	Prelube		55-400 Std Only	4 oz. bottle; 1.5 oz. packet No. 55-403 also avail.	
	16	Lifter	63	HT-951 Std Only	Hyd.	
	16	Lifter, Bulk	63	HT-951B Std Only	Hyd.; Carton of 128	
	16	Push Rod	63	RP-3164 Std-35-60	8.6930" O.A.L.	
	16	Push Rod	63	RP-3213R Std Only	Chrome-Moly; 8.6900" O.A.L.	
	8	Intake	63	V-1532 Std Only	VINTAGE; 1.8820" Head Dia., 0.3409" Stem Dia., 4.8543" O.A.L.	
	16	Spring	63	VS-445 Std Only	VINTAGE; Loc. Inner; 1.8120" Free Height	
	16	Spring	63	VS-446 Std Only	VINTAGE; Loc. Outer; 1.9800" Free Height	
	16	Valve Stem Seal	63	MV-1233C Std Only	O-Ring; (RBB) Rubber	
	16	Valve Stem Seal	63	ST-2092 Std Only	Positive type, Metal Clad; (RBB) Rubber	
	16	Valve Stem Seal	63	ST-2003 Std Only	Positive type; Installation requires valve guide machining; (RBB) Rubber	
	16	Valve Stem Seal Bulk	63	MV-1233 Std Only	O-Ring; Carton of 100; (RBB) Rubber	
	16	Valve Stem Seal Bulk	63	ST-2003BC Std Only	Positive type; Installation requires valve guide machining; Carton of 100; (RBB) Rubber	

(continued on next page)

GM Car (Incl. Buick, Cad., Chev., Olds., Pontiac)

326 5.3L (5343cc) OHV V8 (16 Valve) (Pontiac), 3.7188" Bore (GMC Eng.), 2 Bbl. "Eng. Code 71X" 1963 182
(cont.)

	VALVE, MISC	YEARS	PART NO.	DESCRIPTION	
	32 Keeper	63	VK-115A Std Only	1 groove; Square cut key groove; Carton pack 24	
	32 Keeper	63	VK-115 Std Only	1 groove; Square cut key groove; Carton pack 32	
	32 Keeper	63	VK-115R Std Only	1 groove; Square cut key groove; Hardened	
	32 Keeper, Bulk	63	VK-115B Std Only	1 groove; Square cut key groove; Carton of 1000	
	16 Spring Insert	63	259-301A Std Only	VINTAGE; .060"; Carton of 100	
B L O C K	QTY	ENGINE BEARINGS	YEARS	PART NO.	DESCRIPTION
	1	Main Set	63	4040M Std-1-10-20-30	VINTAGE; Grooved upper main brgs.
	1	Rod Set	63	8-1555CPA Std-10-20-30-40	VINTAGE
	8	Rod Pair	63	1555CPA Std-10-20-30-40	VINTAGE
	1	Cam Set	63	1220M Std Only	
	QTY	OIL PUMP	YEARS	PART NO.	DESCRIPTION
	1	Oil Pump	63	224-43364S	High Pressure; 3/4" inlet tube; Incl. screen
	1	Screen Assy.	63	224-11236	3/4" inlet tube
	QTY	GASKETS	YEARS	PART NO.	DESCRIPTION
	1	Kit Gasket Set	63	260-1025	VINTAGE; Int. manifold gskts. not incl.; Push rod cover gskt. not incl.
	QTY	FREEZE PLUGS	YEARS	PART NO.	DESCRIPTION
	1	Brass Block Plug Kit	63	381-8021	VINTAGE
1	Steel Block Plug Kit	63	381-4028		
1	Brass Deep Cup Freeze Plug	63	381-9010	0.938" Diameter	
1	Brass Deep Cup Freeze Plug	63	381-9026	1.953" Diameter	
1	Steel Deep Cup Freeze Plug	63	381-3039	0.938" Diameter	
1	Steel Deep Cup Freeze Plug	63	381-3042	1.953" Diameter	
1	Steel Deep Cup Freeze Plug	63	381-3112	2.063" Diameter	

326 5.3L (5343cc) OHV V8 (16 Valve) (Pontiac), 3.7188" Bore (GMC Eng.), 2 Bbl. "Eng. Code 92X" 1964 183

V A L V E T R A I N	QTY	TIMING	YEARS	PART NO.	DESCRIPTION
	1	3 Piece Set	64	KT3-350S	VINTAGE; 223-305, 223-371 not sold separately; (1) 222-350; (1) 223-305; (1) 223-371
	QTY	CAMSHAFT/LIFTER	YEARS	PART NO.	DESCRIPTION
	1	Camshaft	64	CS-187	VINTAGE; Hydraulic, (050) Duration at .050 Lobe Lift, 190 Exh., 190 Int., 111 Degrees Lobe Separation
	1	Prelube		55-403 Std Only	1.5 oz. packet
	1	Prelube		55-400 Std Only	4 oz. bottle; 1.5 oz. packet No. 55-403 also avail.
	16	Lifter	64	HT-951 Std Only	Hyd.
	16	Lifter, Bulk	64	HT-951B Std Only	Hyd.; Carton of 128
	QTY	PUSH ROD	YEARS	PART NO.	DESCRIPTION
	16	Push Rod	64	RP-3164 Std-35-60	8.6930" O.A.L.
	16	Push Rod	64	RP-3213R Std Only	Chrome-Moly; 8.6900" O.A.L.
	QTY	VALVE	YEARS	PART NO.	DESCRIPTION
8	Intake	64	V-1532 Std Only	VINTAGE; 1.8820" Head Dia., 0.3409" Stem Dia., 4.8543" O.A.L.	
QTY	VALVE SPRING	YEARS	PART NO.	DESCRIPTION	
16	Spring	64	VS-445 Std Only	VINTAGE; Loc. Inner; 1.8120" Free Height	
16	Spring	64	VS-446 Std Only	VINTAGE; Loc. Outer; 1.9800" Free Height	
QTY	VALVE SEAL	YEARS	PART NO.	DESCRIPTION	
16	Valve Stem Seal	64	MV-1233C Std Only	O-Ring; (RBB) Rubber	
16	Valve Stem Seal	64	ST-2092 Std Only	Positive type, Metal Clad; (RBB) Rubber	
16	Valve Stem Seal	64	ST-2003 Std Only	Positive type; Installation requires valve guide machining; (RBB) Rubber	
16	Valve Stem Seal Bulk	64	MV-1233 Std Only	O-Ring; Carton of 100; (RBB) Rubber	
16	Valve Stem Seal Bulk	64	ST-2003BC Std Only	Positive type; Installation requires valve guide machining; Carton of 100; (RBB) Rubber	
QTY	VALVE, MISC	YEARS	PART NO.	DESCRIPTION	
32	Keeper	64	VK-115A Std Only	1 groove; Square cut key groove; Carton pack 24	
32	Keeper	64	VK-115 Std Only	1 groove; Square cut key groove; Carton pack 32	
32	Keeper	64	VK-115R Std Only	1 groove; Square cut key groove; Hardened	
32	Keeper, Bulk	64	VK-115B Std Only	1 groove; Square cut key groove; Carton of 1000	
16	Spring Insert	64	259-301A Std Only	VINTAGE; .060"; Carton of 100	
B L O C K	QTY	ENGINE BEARINGS	YEARS	PART NO.	DESCRIPTION
	1	Main Set	64	4040M Std-1-10-20-30	VINTAGE; Grooved upper main brgs.
	1	Rod Set	64	8-1555CPA Std-10-20-30-40	VINTAGE
	8	Rod Pair	64	1555CPA Std-10-20-30-40	VINTAGE
	1	Cam Set	64	1220M Std Only	
QTY	OIL PUMP	YEARS	PART NO.	DESCRIPTION	
1	Oil Pump	64	224-43364S	High Pressure; 3/4" inlet tube; Incl. screen	
1	Screen Assy.	64	224-11236	3/4" inlet tube	

(continued on next page)

GM Car (Incl. Buick, Cad., Chev., Olds., Pontiac)

183 326 5.3L (5343cc) OHV V8 (16 Valve) (Pontiac), 3.7188" Bore (GMC Eng.), 2 Bbl. "Eng. Code 92X" 1964
(cont.)

BLOCK	QTY	GASKETS	YEARS	PART NO.	DESCRIPTION	BLOCK
	1	Kit Gasket Set	64	260-1025	VINTAGE; Int. manifold gskts. not incl.; Push rod cover gskt. not incl.	
	QTY	FREEZE PLUGS	YEARS	PART NO.	DESCRIPTION	
	1	Brass Block Plug Kit	64	381-8021	VINTAGE	
	1	Steel Block Plug Kit	64	381-4028		
	1	Brass Deep Cup Freeze Plug	64	381-9010	0.938" Diameter	
	1	Brass Deep Cup Freeze Plug	64	381-9026	1.953" Diameter	
	1	Steel Deep Cup Freeze Plug	64	381-3039	0.938" Diameter	
	1	Steel Deep Cup Freeze Plug	64	381-3042	1.953" Diameter	
	1	Steel Deep Cup Freeze Plug	64	381-3112	2.063" Diameter	

184 326 5.3L (5343cc) OHV V8 (16 Valve) (Pontiac), 3.7188" Bore (GMC Eng.), 4 Bbl. "Eng. Code 94X" 1964

VALVE TRAIN	QTY	TIMING	YEARS	PART NO.	DESCRIPTION	VALVE TRAIN
	1	3 Piece Set	64	KT3-350S	VINTAGE; 223-305, 223-371 not sold separately; (1) 222-350; (1) 223-305; (1) 223-371	
	QTY	CAMSHAFT/LIFTER	YEARS	PART NO.	DESCRIPTION	
	1	Camshaft	64	CS-187	VINTAGE; Hydraulic, (050) Duration at .050 Lobe Lift, 190 Exh., 190 Int., 111 Degrees Lobe Separation	
	1	Prelube		55-403 Std Only	1.5 oz. packet	
	1	Prelube		55-400 Std Only	4 oz. bottle; 1.5 oz. packet No. 55-403 also avail.	
	16	Lifter	64	HT-951 Std Only	Hyd.	
	16	Lifter, Bulk	64	HT-951B Std Only	Hyd.; Carton of 128	
	QTY	PUSH ROD	YEARS	PART NO.	DESCRIPTION	
	16	Push Rod	64	RP-3164 Std-35-60	8.6930" O.A.L.	
	16	Push Rod	64	RP-3213R Std Only	Chrome-Moly; 8.6900" O.A.L.	
	QTY	VALVE	YEARS	PART NO.	DESCRIPTION	
	8	Intake	64	V-1532 Std Only	VINTAGE; 1.8820" Head Dia., 0.3409" Stem Dia., 4.8543" O.A.L.	
	QTY	VALVE SPRING	YEARS	PART NO.	DESCRIPTION	
	16	Spring	64	VS-445 Std Only	VINTAGE; Loc. Inner; 1.8120" Free Height	
	16	Spring	64	VS-446 Std Only	VINTAGE; Loc. Outer; 1.9800" Free Height	
	QTY	VALVE SEAL	YEARS	PART NO.	DESCRIPTION	
	16	Valve Stem Seal	64	MV-1233C Std Only	O-Ring; (RBB) Rubber	
	16	Valve Stem Seal	64	ST-2092 Std Only	Positive type, Metal Clad; (RBB) Rubber	
	16	Valve Stem Seal	64	ST-2003 Std Only	Positive type; Installation requires valve guide machining; (RBB) Rubber	
	16	Valve Stem Seal Bulk	64	MV-1233 Std Only	O-Ring; Carton of 100; (RBB) Rubber	
	16	Valve Stem Seal Bulk	64	ST-2003BC Std Only	Positive type; Installation requires valve guide machining; Carton of 100; (RBB) Rubber	
	QTY	VALVE, MISC	YEARS	PART NO.	DESCRIPTION	
	32	Keeper	64	VK-115A Std Only	1 groove; Square cut key groove; Carton pack 24	
	32	Keeper	64	VK-115 Std Only	1 groove; Square cut key groove; Carton pack 32	
	32	Keeper	64	VK-115R Std Only	1 groove; Square cut key groove; Hardened	
	32	Keeper, Bulk	64	VK-115B Std Only	1 groove; Square cut key groove; Carton of 1000	
	16	Spring Insert	64	259-301A Std Only	VINTAGE; .060"; Carton of 100	

BLOCK	QTY	ENGINE BEARINGS	YEARS	PART NO.	DESCRIPTION	BLOCK
	1	Main Set	64	4040M Std-1-10-20-30	VINTAGE; Grooved upper main brgs.	
	1	Rod Set	64	8-1555CPA Std-10-20-30-40	VINTAGE	
	8	Rod Pair	64	1555CPA Std-10-20-30-40	VINTAGE	
	1	Cam Set	64	1220M Std Only		
	QTY	OIL PUMP	YEARS	PART NO.	DESCRIPTION	
	1	Oil Pump	64	224-43364S	High Pressure; 3/4" inlet tube; Incl. screen	
	1	Screen Assy.	64	224-11236	3/4" inlet tube	
	QTY	GASKETS	YEARS	PART NO.	DESCRIPTION	
	1	Kit Gasket Set	64	260-1025	VINTAGE; Int. manifold gskts. not incl.; Push rod cover gskt. not incl.	
	QTY	FREEZE PLUGS	YEARS	PART NO.	DESCRIPTION	
	1	Brass Block Plug Kit	64	381-8021	VINTAGE	
	1	Steel Block Plug Kit	64	381-4028		
	1	Brass Deep Cup Freeze Plug	64	381-9010	0.938" Diameter	
	1	Brass Deep Cup Freeze Plug	64	381-9026	1.953" Diameter	
	1	Steel Deep Cup Freeze Plug	64	381-3039	0.938" Diameter	
	1	Steel Deep Cup Freeze Plug	64	381-3042	1.953" Diameter	
	1	Steel Deep Cup Freeze Plug	64	381-3112	2.063" Diameter	

GM Car (Incl. Buick, Cad., Chev., Olds., Pontiac)

326 5.3L (5343cc) OHV V8 (16 Valve) (Pontiac), 3.7188" Bore (GMC Eng.), 2 Bbl. "Eng. Code 960" 1964 185

QTY	TIMING	YEARS	PART NO.	DESCRIPTION
1	3 Piece Set	64	KT3-350S	VINTAGE; 223-305, 223-371 not sold separately; (1) 222-350; (1) 223-305; (1) 223-371
1	CAMSHAFT/LIFTER Camshaft	64	CS-187	DESCRIPTION VINTAGE; Hydraulic, (050) Duration at .050 Lobe Lift, 190 Exh., 190 Int., 111 Degrees Lobe Separation
1	Prelube		55-403 Std Only	1.5 oz. packet
1	Prelube		55-400 Std Only	4 oz. bottle; 1.5 oz. packet No. 55-403 also avail.
16	Lifter	64	HT-951 Std Only	Hyd.
16	Lifter, Bulk	64	HT-951B Std Only	Hyd.; Carton of 128
16	PUSH ROD Push Rod	64	RP-3164 Std-35-60	DESCRIPTION 8.6930" O.A.L.
16	Push Rod	64	RP-3213R Std Only	Chrome-Moly; 8.6900" O.A.L.
8	VALVE Intake	64	V-1532 Std Only	DESCRIPTION VINTAGE; 1.8820" Head Dia., 0.3409" Stem Dia., 4.8543" O.A.L.
16	VALVE SPRING Spring	64	VS-445 Std Only	DESCRIPTION VINTAGE; Loc. Inner; 1.8120" Free Height
16	Spring	64	VS-446 Std Only	VINTAGE; Loc. Outer; 1.9800" Free Height
16	VALVE SEAL Valve Stem Seal	64	MV-1233C Std Only	DESCRIPTION O-Ring; (RBB) Rubber
16	Valve Stem Seal	64	ST-2092 Std Only	Positive type, Metal Clad; (RBB) Rubber
16	Valve Stem Seal	64	ST-2003 Std Only	Positive type; Installation requires valve guide machining; (RBB) Rubber
16	Valve Stem Seal Bulk	64	MV-1233 Std Only	O-Ring; Carton of 100; (RBB) Rubber
16	Valve Stem Seal Bulk	64	ST-2003BC Std Only	Positive type; Installation requires valve guide machining; Carton of 100; (RBB) Rubber
32	VALVE, MISC Keeper	64	VK-115A Std Only	DESCRIPTION 1 groove; Square cut key groove; Carton pack 24
32	Keeper	64	VK-115 Std Only	1 groove; Square cut key groove; Carton pack 32
32	Keeper	64	VK-115R Std Only	1 groove; Square cut key groove; Hardened
32	Keeper, Bulk	64	VK-115B Std Only	1 groove; Square cut key groove; Carton of 1000
16	Spring Insert	64	259-301A Std Only	VINTAGE; .060"; Carton of 100
1	ENGINE BEARINGS Main Set	64	4040M Std-1-10-20-30	DESCRIPTION VINTAGE; Grooved upper main brgs.
1	Rod Set	64	8-1555CPA Std-10-20-30-40	VINTAGE
8	Rod Pair	64	1555CPA Std-10-20-30-40	VINTAGE
1	Cam Set	64	1220M Std Only	
1	OIL PUMP Oil Pump	64	224-43364S	DESCRIPTION High Pressure; 3/4" inlet tube; Incl. screen
1	Screen Assy.	64	224-11236	3/4" inlet tube
1	GASKETS Kit Gasket Set	64	260-1025	DESCRIPTION VINTAGE; Int. manifold gskts. not incl.; Push rod cover gskt. not incl.
1	FREEZE PLUGS Brass Block Plug Kit	64	381-8021	DESCRIPTION VINTAGE
1	Steel Block Plug Kit	64	381-4028	
1	Brass Deep Cup Freeze Plug	64	381-9010	0.938" Diameter
1	Brass Deep Cup Freeze Plug	64	381-9026	1.953" Diameter
1	Steel Deep Cup Freeze Plug	64	381-3039	0.938" Diameter
1	Steel Deep Cup Freeze Plug	64	381-3042	1.953" Diameter
1	Steel Deep Cup Freeze Plug	64	381-3112	2.063" Diameter

326 5.3L (5343cc) OHV V8 (16 Valve) (Pontiac), 3.7188" Bore (GMC Eng.), 4 Bbl. "Eng. Code 970" 1964 186

1	TIMING 3 Piece Set	64	KT3-350S	DESCRIPTION VINTAGE; 223-305, 223-371 not sold separately; (1) 222-350; (1) 223-305; (1) 223-371
1	CAMSHAFT/LIFTER Camshaft	64	CS-187	DESCRIPTION VINTAGE; Hydraulic, (050) Duration at .050 Lobe Lift, 190 Exh., 190 Int., 111 Degrees Lobe Separation
1	Prelube		55-403 Std Only	1.5 oz. packet
1	Prelube		55-400 Std Only	4 oz. bottle; 1.5 oz. packet No. 55-403 also avail.
16	Lifter	64	HT-951 Std Only	Hyd.
16	Lifter, Bulk	64	HT-951B Std Only	Hyd.; Carton of 128
16	PUSH ROD Push Rod	64	RP-3164 Std-35-60	DESCRIPTION 8.6930" O.A.L.
16	Push Rod	64	RP-3213R Std Only	Chrome-Moly; 8.6900" O.A.L.

(continued on next page)

GM Car (Incl. Buick, Cad., Chev., Olds., Pontiac)

186 326 5.3L (5343cc) OHV V8 (16 Valve) (Pontiac), 3.7188" Bore (GMC Eng.), 4 Bbl. "Eng. Code 970" 1964
(cont.)

VALVE TRAIN	QTY	VALVE	YEARS	PART NO.	DESCRIPTION	VALVE TRAIN
	8	Intake	64	V-1532 Std Only	VINTAGE; 1.8820" Head Dia., 0.3409" Stem Dia., 4.8543" O.A.L.	
	16	Spring	64	VS-445 Std Only	VINTAGE; Loc. Inner; 1.8120" Free Height	
	16	Spring	64	VS-446 Std Only	VINTAGE; Loc. Outer; 1.9800" Free Height	
	16	Valve Stem Seal	64	MV-1233C Std Only	O-Ring; (RBB) Rubber	
	16	Valve Stem Seal	64	ST-2092 Std Only	Positive type, Metal Clad; (RBB) Rubber	
	16	Valve Stem Seal	64	ST-2003 Std Only	Positive type; Installation requires valve guide machining; (RBB) Rubber	
	16	Valve Stem Seal Bulk	64	MV-1233 Std Only	O-Ring; Carton of 100; (RBB) Rubber	
	16	Valve Stem Seal Bulk	64	ST-2003BC Std Only	Positive type; Installation requires valve guide machining; Carton of 100; (RBB) Rubber	
	32	Keeper	64	VK-115A Std Only	1 groove; Square cut key groove; Carton pack 24	
	32	Keeper	64	VK-115 Std Only	1 groove; Square cut key groove; Carton pack 32	
	32	Keeper	64	VK-115R Std Only	1 groove; Square cut key groove; Hardened	
	32	Keeper, Bulk	64	VK-115B Std Only	1 groove; Square cut key groove; Carton of 1000	
	16	Spring Insert	64	259-301A Std Only	VINTAGE; .060"; Carton of 100	
	1	Main Set	64	4040M Std-1-10-20-30	VINTAGE; Grooved upper main brgs.	
	1	Rod Set	64	8-1555CPA Std-10-20-30-40	VINTAGE	
	8	Rod Pair	64	1555CPA Std-10-20-30-40	VINTAGE	
	1	Cam Set	64	1220M Std Only		
	1	Oil Pump	64	224-43364S	High Pressure; 3/4" inlet tube; Incl. screen	
	1	Screen Assy.	64	224-11236	3/4" inlet tube	
	1	Kit Gasket Set	64	260-1025	VINTAGE; Int. manifold gskts. not incl.; Push rod cover gskt. not incl.	
	1	Brass Block Plug Kit	64	381-8021	VINTAGE	
	1	Steel Block Plug Kit	64	381-4028		
	1	Brass Deep Cup Freeze Plug	64	381-9010	0.938" Diameter	
	1	Brass Deep Cup Freeze Plug	64	381-9026	1.953" Diameter	
	1	Steel Deep Cup Freeze Plug	64	381-3039	0.938" Diameter	
	1	Steel Deep Cup Freeze Plug	64	381-3042	1.953" Diameter	
	1	Steel Deep Cup Freeze Plug	64	381-3112	2.063" Diameter	

187 326 5.3L (5343cc) OHV V8 (16 Valve) (Pontiac), 3.7188" Bore (GMC Eng.), 2 Bbl. "Eng. Code WC" 1967

VALVE TRAIN	QTY	TIMING	YEARS	PART NO.	DESCRIPTION	VALVE TRAIN
	1	3 Piece Set	67	KT3-350S	VINTAGE; 223-305, 223-371 not sold separately; (1) 222-350; (1) 223-305; (1) 223-371	
	1	Camshaft	67	CS-187	VINTAGE; Hydraulic, (050) Duration at .050 Lobe Lift, 190 Exh., 190 Int., 111 Degrees Lobe Separation	
	1	Prelube		55-403 Std Only	1.5 oz. packet	
	1	Prelube		55-400 Std Only	4 oz. bottle; 1.5 oz. packet No. 55-403 also avail.	
	16	Lifter	67	HT-951 Std Only	Hyd.	
	16	Lifter, Bulk	67	HT-951B Std Only	Hyd.; Carton of 128	
	16	Push Rod	67	RP-3164 Std-35-60	8.6930" O.A.L.	
	16	Push Rod	67	RP-3213R Std Only	Chrome-Moly; 8.6900" O.A.L.	
	16	Arm Assy.	67	R-848 Std Only	VINTAGE; Incl. arm & ball	
	16	Arm	67	R-848A Std Only		
	8	Exhaust	67	V-1810 Std Only	VINTAGE; Chrome plated stem; 1.6400" Head Dia., 0.3410" Stem Dia., 4.9200" O.A.L.	
	8	Intake	67	V-1737 Std Only	VINTAGE; 1.9200" Head Dia., 0.3411" Stem Dia., 4.9420" O.A.L.	
	16	Spring	67	VS-651 Std Only	VINTAGE; Loc. Inner; 1.7600" Free Height	
	16	Spring	67	VS-665 Std Only	VINTAGE; Loc. Outer; 1.9400" Free Height	
	16	Valve Stem Seal	67	MV-1233C Std Only	O-Ring; (RBB) Rubber	
	16	Valve Stem Seal	67	ST-2092 Std Only	Positive type, Metal Clad; (RBB) Rubber	

(continued on next page)

GM Car (Incl. Buick, Cad., Chev., Olds., Pontiac)

326 5.3L (5343cc) OHV V8 (16 Valve) (Pontiac), 3.7188" Bore (GMC Eng.), 2 Bbl. "Eng. Code WC" 1967 187
(cont.)

VALVE TRAIN	QTY	VALVE SEAL (cont.)	YEARS	PART NO.	DESCRIPTION	VALVE TRAIN
	16	Valve Stem Seal	67	ST-2003 Std Only	Positive type; Installation requires valve guide machining; (RBB) Rubber	
	16	Valve Stem Seal Bulk	67	MV-1233 Std Only	O-Ring; Carton of 100; (RBB) Rubber	
	16	Valve Stem Seal Bulk	67	ST-2003BC Std Only	Positive type; Installation requires valve guide machining; Carton of 100; (RBB) Rubber	
VALVE TRAIN	QTY	VALVE SEAT	YEARS	PART NO.	DESCRIPTION	VALVE TRAIN
	8	Seat	67	245-1750-2 Std Only	Loc. Exh.; 1.7550" OD, 1.5000" ID, 0.2160" Depth	
	8	Seat	67	245-1750-2N Std Only	Loc. Exh.; Premium Material; 1.7550" OD, 1.5000" ID, 0.2160" Depth	
	8	Seat	67	245-2000-1 Std Only	Loc. Int.; 2.0055" OD, 1.7500" ID, 0.2160" Depth	
VALVE TRAIN	QTY	VALVE, MISC	YEARS	PART NO.	DESCRIPTION	VALVE TRAIN
	32	Keeper	67	VK-115A Std Only	1 groove; Square cut key groove; Carton pack 24	
	32	Keeper	67	VK-115 Std Only	1 groove; Square cut key groove; Carton pack 32	
	32	Keeper	67	VK-115R Std Only	1 groove; Square cut key groove; Hardened	
	32	Keeper, Bulk	67	VK-115B Std Only	1 groove; Square cut key groove; Carton of 1000	
	16	Spring Insert	67	259-301A Std Only	VINTAGE; .060"; Carton of 100	
BLOCK	QTY	PISTON	YEARS	PART NO.	DESCRIPTION	BLOCK
	8	Cast Piston	67	287P 30 30-40-60	VINTAGE; Cast; .9804" Pin Dia.; 2 Rings 5/64 Groove, 1 Ring 3/16 Groove, 1.711 CD, Flat Head w/4 valve reliefs - 9.2:1 C.R.; Use w/E265X ring set	
	8	Cast Piston - Individual	67	W287P 30 30-40-60	VINTAGE; Cast; .9804" Pin Dia.; 2 Rings 5/64 Groove, 1 Ring 3/16 Groove, 1.711 CD, Flat Head w/4 valve reliefs - 9.2:1 C.R.; Use w/E265X ring set	
BLOCK	QTY	ENGINE BEARINGS	YEARS	PART NO.	DESCRIPTION	BLOCK
	1	Main Set	67	4040M Std-1-10-20-30	VINTAGE; Grooved upper main brgs.	
	1	Rod Set	67	8-1555CPA Std-10-20-30-40	VINTAGE	
	8	Rod Pair	67	1555CPA Std-10-20-30-40	VINTAGE	
	1	Cam Set	67	1220M Std Only	VINTAGE	
BLOCK	QTY	OIL PUMP	YEARS	PART NO.	DESCRIPTION	BLOCK
	1	Oil Pump	67	224-43364S	High Pressure; 3/4" inlet tube; Incl. screen	
	1	Screen Assy.	67	224-11236	3/4" inlet tube	
BLOCK	QTY	GASKETS	YEARS	PART NO.	DESCRIPTION	BLOCK
	1	Kit Gasket Set	67	260-1025	VINTAGE; Push rod cover gskt. not incl.	
BLOCK	QTY	FREEZE PLUGS	YEARS	PART NO.	DESCRIPTION	BLOCK
	1	Brass Block Plug Kit	67	381-8021	VINTAGE	
	1	Steel Block Plug Kit	67	381-4028	VINTAGE	
	1	Brass Deep Cup Freeze Plug	67	381-9010	0.938" Diameter	
	1	Brass Deep Cup Freeze Plug	67	381-9026	1.953" Diameter	
	1	Steel Deep Cup Freeze Plug	67	381-3039	0.938" Diameter	
	1	Steel Deep Cup Freeze Plug	67	381-3042	1.953" Diameter	
	1	Steel Deep Cup Freeze Plug	67	381-3112	2.063" Diameter	

326 5.3L (5343cc) OHV V8 (16 Valve) (Pontiac), 3.7188" Bore (GMC Eng.), 2 Bbl. "Eng. Code WH" 1967 188

VALVE TRAIN	QTY	TIMING	YEARS	PART NO.	DESCRIPTION	VALVE TRAIN
	1	3 Piece Set	67	KT3-350S	VINTAGE; 223-305, 223-371 not sold separately; (1) 222-350; (1) 223-305; (1) 223-371	
VALVE TRAIN	QTY	CAMSHAFT/LIFTER	YEARS	PART NO.	DESCRIPTION	VALVE TRAIN
	1	Camshaft	67	CS-187	VINTAGE; Hydraulic, (050) Duration at .050 Lobe Lift, 190 Exh., 190 Int., 111 Degrees Lobe Separation	
	1	Prelube		55-403 Std Only	1.5 oz. packet	
	1	Prelube		55-400 Std Only	4 oz. bottle; 1.5 oz. packet No. 55-403 also avail.	
	16	Lifter	67	HT-951 Std Only	Hyd.	
	16	Lifter, Bulk	67	HT-951B Std Only	Hyd.; Carton of 128	
VALVE TRAIN	QTY	PUSH ROD	YEARS	PART NO.	DESCRIPTION	VALVE TRAIN
	16	Push Rod	67	RP-3164 Std-35-60	8.6930" O.A.L.	
	16	Push Rod	67	RP-3213R Std Only	Chrome-Moly; 8.6900" O.A.L.	
VALVE TRAIN	QTY	ROCKER PARTS	YEARS	PART NO.	DESCRIPTION	VALVE TRAIN
	16	Arm Assy.	67	R-848 Std Only	VINTAGE; Incl. arm & ball	
	16	Arm	67	R-848A Std Only	VINTAGE; Incl. arm & ball	
VALVE TRAIN	QTY	VALVE	YEARS	PART NO.	DESCRIPTION	VALVE TRAIN
	8	Exhaust	67	V-1810 Std Only	VINTAGE; Chrome plated stem; 1.6400" Head Dia., 0.3410" Stem Dia., 4.9200" O.A.L.	
	8	Intake	67	V-1737 Std Only	VINTAGE; 1.9200" Head Dia., 0.3411" Stem Dia., 4.9420" O.A.L.	
VALVE TRAIN	QTY	VALVE SPRING	YEARS	PART NO.	DESCRIPTION	VALVE TRAIN
	16	Spring	67	VS-651 Std Only	VINTAGE; Loc. Inner; 1.7600" Free Height	
	16	Spring	67	VS-665 Std Only	VINTAGE; Loc. Outer; 1.9400" Free Height	

(continued on next page)

GM Car (Incl. Buick, Cad., Chev., Olds., Pontiac)

188 326 5.3L (5343cc) OHV V8 (16 Valve) (Pontiac), 3.7188" Bore (GMC Eng.), 2 Bbl. "Eng. Code WH" 1967
(cont.)

VALVE TRAIN	QTY	VALVE SEAL	YEARS	PART NO.	DESCRIPTION	VALVE TRAIN
	16	Valve Stem Seal	67	MV-1233C Std Only	O-Ring; (RBB) Rubber	
	16	Valve Stem Seal	67	ST-2092 Std Only	Positive type, Metal Clad; (RBB) Rubber	
	16	Valve Stem Seal	67	ST-2003 Std Only	Positive type; Installation requires valve guide machining; (RBB) Rubber	
	16	Valve Stem Seal Bulk	67	MV-1233 Std Only	O-Ring; Carton of 100; (RBB) Rubber	
	16	Valve Stem Seal Bulk	67	ST-2003BC Std Only	Positive type; Installation requires valve guide machining; Carton of 100; (RBB) Rubber	
VALVE TRAIN	QTY	VALVE SEAT	YEARS	PART NO.	DESCRIPTION	VALVE TRAIN
	8	Seat	67	245-1750-2 Std Only	Loc. Exh.; 1.7550" OD, 1.5000" ID, 0.2160" Depth	
	8	Seat	67	245-1750-2N Std Only	Loc. Exh.; Premium Material; 1.7550" OD, 1.5000" ID, 0.2160" Depth	
	8	Seat	67	245-2000-1 Std Only	Loc. Int.; 2.0055" OD, 1.7500" ID, 0.2160" Depth	
VALVE TRAIN	QTY	VALVE, MISC	YEARS	PART NO.	DESCRIPTION	VALVE TRAIN
	32	Keeper	67	VK-115A Std Only	1 groove; Square cut key groove; Carton pack 24	
	32	Keeper	67	VK-115 Std Only	1 groove; Square cut key groove; Carton pack 32	
	32	Keeper	67	VK-115R Std Only	1 groove; Square cut key groove; Hardened	
	32	Keeper, Bulk	67	VK-115B Std Only	1 groove; Square cut key groove; Carton of 1000	
	16	Spring Insert	67	259-301A Std Only	VINTAGE; .060"; Carton of 100	
BLOCK	QTY	PISTON	YEARS	PART NO.	DESCRIPTION	BLOCK
	8	Cast Piston	67	287P 30 30-40-60	VINTAGE; Cast; .9804" Pin Dia.; 2 Rings 5/64 Groove, 1 Ring 3/16 Groove, 1.711 CD, Flat Head w/4 valve reliefs - 9.2:1 C.R.; Use w/E265X ring set	
	8	Cast Piston - Individual	67	W287P 30 30-40-60	VINTAGE; Cast; .9804" Pin Dia.; 2 Rings 5/64 Groove, 1 Ring 3/16 Groove, 1.711 CD, Flat Head w/4 valve reliefs - 9.2:1 C.R.; Use w/E265X ring set	
BLOCK	QTY	ENGINE BEARINGS	YEARS	PART NO.	DESCRIPTION	BLOCK
	1	Main Set	67	4040M Std-1-10-20-30	VINTAGE; Grooved upper main brgs.	
	1	Rod Set	67	8-1555CPA Std-10-20-30-40	VINTAGE	
	8	Rod Pair	67	1555CPA Std-10-20-30-40	VINTAGE	
	1	Cam Set	67	1220M Std Only	VINTAGE	
BLOCK	QTY	OIL PUMP	YEARS	PART NO.	DESCRIPTION	BLOCK
	1	Oil Pump	67	224-43364S	High Pressure; 3/4" inlet tube; Incl. screen	
	1	Screen Assy.	67	224-11236	3/4" inlet tube	
BLOCK	QTY	GASKETS	YEARS	PART NO.	DESCRIPTION	BLOCK
	1	Kit Gasket Set	67	260-1025	VINTAGE; Push rod cover gskt. not incl.	
BLOCK	QTY	FREEZE PLUGS	YEARS	PART NO.	DESCRIPTION	BLOCK
	1	Brass Block Plug Kit	67	381-8021	VINTAGE	
	1	Steel Block Plug Kit	67	381-4028	VINTAGE	
	1	Brass Deep Cup Freeze Plug	67	381-9010	0.938" Diameter	
	1	Brass Deep Cup Freeze Plug	67	381-9026	1.953" Diameter	
	1	Steel Deep Cup Freeze Plug	67	381-3039	0.938" Diameter	
	1	Steel Deep Cup Freeze Plug	67	381-3042	1.953" Diameter	
	1	Steel Deep Cup Freeze Plug	67	381-3112	2.063" Diameter	

189 326 5.3L (5343cc) OHV V8 (16 Valve) (Pontiac), 3.7188" Bore (GMC Eng.), 2 Bbl. "Eng. Code WJ" 1967

VALVE TRAIN	QTY	TIMING	YEARS	PART NO.	DESCRIPTION	VALVE TRAIN
	1	3 Piece Set	67	KT3-350S	VINTAGE; 223-305, 223-371 not sold separately; (1) 222-350; (1) 223-305; (1) 223-371	
VALVE TRAIN	QTY	CAMSHAFT/LIFTER	YEARS	PART NO.	DESCRIPTION	VALVE TRAIN
	1	Camshaft	67	CS-187	VINTAGE; Hydraulic, (050) Duration at .050 Lobe Lift, 190 Exh., 190 Int., 111 Degrees Lobe Separation	
	1	Prelube		55-403 Std Only	1.5 oz. packet	
	1	Prelube		55-400 Std Only	4 oz. bottle; 1.5 oz. packet No. 55-403 also avail.	
	16	Lifter	67	HT-951 Std Only	Hyd.	
	16	Lifter, Bulk	67	HT-951B Std Only	Hyd.; Carton of 128	
VALVE TRAIN	QTY	PUSH ROD	YEARS	PART NO.	DESCRIPTION	VALVE TRAIN
	16	Push Rod	67	RP-3164 Std-35-60	8.6930" O.A.L.	
	16	Push Rod	67	RP-3213R Std Only	Chrome-Moly; 8.6900" O.A.L.	
VALVE TRAIN	QTY	ROCKER PARTS	YEARS	PART NO.	DESCRIPTION	VALVE TRAIN
	16	Arm Assy.	67	R-848 Std Only	VINTAGE; Incl. arm & ball	
	16	Arm	67	R-848A Std Only	VINTAGE; Incl. arm & ball	
VALVE TRAIN	QTY	VALVE	YEARS	PART NO.	DESCRIPTION	VALVE TRAIN
	8	Exhaust	67	V-1810 Std Only	VINTAGE; Chrome plated stem; 1.6400" Head Dia., 0.3410" Stem Dia., 4.9200" O.A.L.	
	8	Intake	67	V-1737 Std Only	VINTAGE; 1.9200" Head Dia., 0.3411" Stem Dia., 4.9420" O.A.L.	

(continued on next page)

GM Car (Incl. Buick, Cad., Chev., Olds., Pontiac)

326 5.3L (5343cc) OHV V8 (16 Valve) (Pontiac), 3.7188" Bore (GMC Eng.), 2 Bbl. "Eng. Code WJ" 1967 189
(cont.)

	QTY	VALVE SPRING	YEARS	PART NO.	DESCRIPTION
VALVE TRAIN	16	Spring	67	VS-651 Std Only	VINTAGE; Loc. Inner; 1.7600" Free Height
	16	Spring	67	VS-665 Std Only	VINTAGE; Loc. Outer; 1.9400" Free Height
	16	Valve Stem Seal	67	MV-1233C Std Only	O-Ring; (RBB) Rubber
	16	Valve Stem Seal	67	ST-2092 Std Only	Positive type, Metal Clad; (RBB) Rubber
	16	Valve Stem Seal	67	ST-2003 Std Only	Positive type; Installation requires valve guide machining; (RBB) Rubber
	16	Valve Stem Seal Bulk	67	MV-1233 Std Only	O-Ring; Carton of 100; (RBB) Rubber
	16	Valve Stem Seal Bulk	67	ST-2003BC Std Only	Positive type; Installation requires valve guide machining; Carton of 100; (RBB) Rubber
	8	Seat	67	245-1750-2 Std Only	Loc. Exh.; 1.7550" OD, 1.5000" ID, 0.2160" Depth
	8	Seat	67	245-1750-2N Std Only	Loc. Exh.; Premium Material; 1.7550" OD, 1.5000" ID, 0.2160" Depth
	8	Seat	67	245-2000-1 Std Only	Loc. Int.; 2.0055" OD, 1.7500" ID, 0.2160" Depth
BLOCK	32	Keeper	67	VK-115A Std Only	1 groove; Square cut key groove; Carton pack 24
	32	Keeper	67	VK-115 Std Only	1 groove; Square cut key groove; Carton pack 32
	32	Keeper	67	VK-115R Std Only	1 groove; Square cut key groove; Hardened
	32	Keeper, Bulk	67	VK-115B Std Only	1 groove; Square cut key groove; Carton of 1000
	16	Spring Insert	67	259-301A Std Only	VINTAGE; .060"; Carton of 100
	8	Cast Piston	67	287P 30 30-40-60	VINTAGE; Cast; .9804" Pin Dia.; 2 Rings 5/64 Groove, 1 Ring 3/16 Groove, 1.711 CD, Flat Head w/4 valve reliefs - 9.2:1 C.R.; Use w/E265X ring set
	8	Cast Piston - Individual	67	W287P 30 30-40-60	VINTAGE; Cast; .9804" Pin Dia.; 2 Rings 5/64 Groove, 1 Ring 3/16 Groove, 1.711 CD, Flat Head w/4 valve reliefs - 9.2:1 C.R.; Use w/E265X ring set
	1	Main Set	67	4040M Std-1-10-20-30	VINTAGE; Grooved upper main brgs.
	1	Rod Set	67	8-1555CPA Std-10-20-30-40	VINTAGE
	8	Rod Pair	67	1555CPA Std-10-20-30-40	VINTAGE
1	Cam Set	67	1220M Std Only		
BLOCK	1	Oil Pump	67	224-43364S	High Pressure; 3/4" inlet tube; Incl. screen
	1	Screen Assy.	67	224-11236	3/4" inlet tube
	1	Kit Gasket Set	67	260-1025	VINTAGE; Push rod cover gskt. not incl.
	1	Brass Block Plug Kit	67	381-8021	VINTAGE
	1	Steel Block Plug Kit	67	381-4028	
	1	Brass Deep Cup Freeze Plug	67	381-9010	0.938" Diameter
	1	Brass Deep Cup Freeze Plug	67	381-9026	1.953" Diameter
	1	Steel Deep Cup Freeze Plug	67	381-3039	0.938" Diameter
	1	Steel Deep Cup Freeze Plug	67	381-3042	1.953" Diameter
	1	Steel Deep Cup Freeze Plug	67	381-3112	2.063" Diameter

326 5.3L (5343cc) OHV V8 (16 Valve) (Pontiac), 3.7188" Bore (GMC Eng.), 4 Bbl. "Eng. Code WK" 1967 190

	QTY	TIMING	YEARS	PART NO.	DESCRIPTION
VALVE TRAIN	1	3 Piece Set	67	KT3-350S	VINTAGE; 223-305, 223-371 not sold separately; (1) 222-350; (1) 223-305; (1) 223-371
	1	Camshaft	67	CS-187	VINTAGE; Hydraulic, (050) Duration at .050 Lobe Lift, 190 Exh., 190 Int., 111 Degrees Lobe Separation
	1	Prelube		55-403 Std Only	1.5 oz. packet
	1	Prelube		55-400 Std Only	4 oz. bottle; 1.5 oz. packet No. 55-403 also avail.
	16	Lifter	67	HT-951 Std Only	Hyd.
	16	Lifter, Bulk	67	HT-951B Std Only	Hyd.; Carton of 128
	16	Push Rod	67	RP-3164 Std-35-60	8.6930" O.A.L.
	16	Push Rod	67	RP-3213R Std Only	Chrome-Moly; 8.6900" O.A.L.
	16	Arm Assy.	67	R-848 Std Only	VINTAGE; Incl. arm & ball
	16	Arm	67	R-848A Std Only	
VALVE TRAIN	8	Exhaust	67	V-1810 Std Only	VINTAGE; Chrome plated stem; 1.6400" Head Dia., 0.3410" Stem Dia., 4.9200" O.A.L.

(continued on next page)

GM Car (Incl. Buick, Cad., Chev., Olds., Pontiac)

190 326 5.3L (5343cc) OHV V8 (16 Valve) (Pontiac), 3.7188" Bore (GMC Eng.), 4 Bbl. "Eng. Code WK" 1967
(cont.)

	QTY	VALVE (cont.)	YEARS	PART NO.	DESCRIPTION
VALVE TRAIN	8	Intake	67	V-1737 Std Only	VINTAGE; 1.9200" Head Dia., 0.3411" Stem Dia., 4.9420" O.A.L.
	16	Spring	67	VS-651 Std Only	VINTAGE; Loc. Inner; 1.7600" Free Height
	16	Spring	67	VS-665 Std Only	VINTAGE; Loc. Outer; 1.9400" Free Height
	16	Valve Stem Seal	67	MV-1233C Std Only	O-Ring; (RBB) Rubber
	16	Valve Stem Seal	67	ST-2092 Std Only	Positive type, Metal Clad; (RBB) Rubber
	16	Valve Stem Seal	67	ST-2003 Std Only	Positive type; Installation requires valve guide machining; (RBB) Rubber
	16	Valve Stem Seal Bulk	67	MV-1233 Std Only	O-Ring; Carton of 100; (RBB) Rubber
	16	Valve Stem Seal Bulk	67	ST-2003BC Std Only	Positive type; Installation requires valve guide machining; Carton of 100; (RBB) Rubber
	8	Seat	67	245-1750-2 Std Only	Loc. Exh.; 1.7550" OD, 1.5000" ID, 0.2160" Depth
	8	Seat	67	245-1750-2N Std Only	Loc. Exh.; Premium Material; 1.7550" OD, 1.5000" ID, 0.2160" Depth
8	Seat	67	245-2000-1 Std Only	Loc. Int.; 2.0055" OD, 1.7500" ID, 0.2160" Depth	
BLOCK	32	Keeper	67	VK-115A Std Only	1 groove; Square cut key groove; Carton pack 24
	32	Keeper	67	VK-115 Std Only	1 groove; Square cut key groove; Carton pack 32
	32	Keeper	67	VK-115R Std Only	1 groove; Square cut key groove; Hardened
	32	Keeper, Bulk	67	VK-115B Std Only	1 groove; Square cut key groove; Carton of 1000
	16	Spring Insert	67	259-301A Std Only	VINTAGE; .060"; Carton of 100
	8	Cast Piston	67	287P 30 30-40-60	VINTAGE; Cast; .9804" Pin Dia.; 2 Rings 5/64 Groove, 1 Ring 3/16 Groove, 1.711 CD, Flat Head w/4 valve reliefs - 9.2:1 C.R.; Use w/E265X ring set
	8	Cast Piston - Individual	67	W287P 30 30-40-60	VINTAGE; Cast; .9804" Pin Dia.; 2 Rings 5/64 Groove, 1 Ring 3/16 Groove, 1.711 CD, Flat Head w/4 valve reliefs - 9.2:1 C.R.; Use w/E265X ring set
BLOCK	1	Main Set	67	4040M Std-1-10-20-30	VINTAGE; Grooved upper main brgs.
	1	Rod Set	67	8-1555CPA Std-10-20-30-40	VINTAGE
	8	Rod Pair	67	1555CPA Std-10-20-30-40	VINTAGE
	1	Cam Set	67	1220M Std Only	VINTAGE
	1	Oil Pump	67	224-43364S	High Pressure; 3/4" inlet tube; Incl. screen
	1	Screen Assy.	67	224-11236	3/4" inlet tube
	1	Kit Gasket Set	67	260-1025	VINTAGE; Push rod cover gskt. not incl.
	1	Brass Block Plug Kit	67	381-8021	VINTAGE
	1	Steel Block Plug Kit	67	381-4028	
	1	Brass Deep Cup Freeze Plug	67	381-9010	0.938" Diameter
1	Brass Deep Cup Freeze Plug	67	381-9026	1.953" Diameter	
1	Steel Deep Cup Freeze Plug	67	381-3039	0.938" Diameter	
1	Steel Deep Cup Freeze Plug	67	381-3042	1.953" Diameter	
1	Steel Deep Cup Freeze Plug	67	381-3112	2.063" Diameter	

191 326 5.3L (5343cc) OHV V8 (16 Valve) (Pontiac), 3.7188" Bore (GMC Eng.), 2 Bbl. "Eng. Code WL" 1967

	QTY	TIMING	YEARS	PART NO.	DESCRIPTION
VALVE TRAIN	1	3 Piece Set	67	KT3-350S	VINTAGE; 223-305, 223-371 not sold separately; (1) 222-350; (1) 223-305; (1) 223-371
	1	Camshaft	67	CS-187	VINTAGE; Hydraulic, (.050) Duration at .050 Lobe Lift, 190 Exh., 190 Int., 111 Degrees Lobe Separation
	1	Prelube		55-403 Std Only	1.5 oz. packet
	1	Prelube		55-400 Std Only	4 oz. bottle; 1.5 oz. packet No. 55-403 also avail.
	16	Lifter	67	HT-951 Std Only	Hyd.
	16	Lifter, Bulk	67	HT-951B Std Only	Hyd.; Carton of 128
	16	Push Rod	67	RP-3164 Std-35-60	8.6930" O.A.L.
	16	Push Rod	67	RP-3213R Std Only	Chrome-Moly; 8.6900" O.A.L.
	16	Arm Assy.	67	R-848 Std Only	VINTAGE; Incl. arm & ball
	16	Arm	67	R-848A Std Only	

(continued on next page)

GM Car (Incl. Buick, Cad., Chev., Olds., Pontiac)

326 5.3L (5343cc) OHV V8 (16 Valve) (Pontiac), 3.7188" Bore (GMC Eng.), 2 Bbl. "Eng. Code WL" 1967 191
(cont.)

QTY	VALVE	YEARS	PART NO.	DESCRIPTION
8	Exhaust	67	V-1810 Std Only	VINTAGE; Chrome plated stem; 1.6400" Head Dia., 0.3410" Stem Dia., 4.9200" O.A.L.
8	Intake	67	V-1737 Std Only	VINTAGE; 1.9200" Head Dia., 0.3411" Stem Dia., 4.9420" O.A.L.
QTY	VALVE SPRING	YEARS	PART NO.	DESCRIPTION
16	Spring	67	VS-651 Std Only	VINTAGE; Loc. Inner; 1.7600" Free Height
16	Spring	67	VS-665 Std Only	VINTAGE; Loc. Outer; 1.9400" Free Height
QTY	VALVE SEAL	YEARS	PART NO.	DESCRIPTION
16	Valve Stem Seal	67	MV-1233C Std Only	O-Ring; (RBB) Rubber
16	Valve Stem Seal	67	ST-2092 Std Only	Positive type, Metal Clad; (RBB) Rubber
16	Valve Stem Seal	67	ST-2003 Std Only	Positive type; Installation requires valve guide machining; (RBB) Rubber
16	Valve Stem Seal Bulk	67	MV-1233 Std Only	O-Ring; Carton of 100; (RBB) Rubber
16	Valve Stem Seal Bulk	67	ST-2003BC Std Only	Positive type; Installation requires valve guide machining; Carton of 100; (RBB) Rubber
QTY	VALVE SEAT	YEARS	PART NO.	DESCRIPTION
8	Seat	67	245-1750-2 Std Only	Loc. Exh.; 1.7550" OD, 1.5000" ID, 0.2160" Depth
8	Seat	67	245-1750-2N Std Only	Loc. Exh.; Premium Material; 1.7550" OD, 1.5000" ID, 0.2160" Depth
8	Seat	67	245-2000-1 Std Only	Loc. Int.; 2.0055" OD, 1.7500" ID, 0.2160" Depth
QTY	VALVE, MISC	YEARS	PART NO.	DESCRIPTION
32	Keeper	67	VK-115A Std Only	1 groove; Square cut key groove; Carton pack 24
32	Keeper	67	VK-115 Std Only	1 groove; Square cut key groove; Carton pack 32
32	Keeper	67	VK-115R Std Only	1 groove; Square cut key groove; Hardened
32	Keeper, Bulk	67	VK-115B Std Only	1 groove; Square cut key groove; Carton of 1000
16	Spring Insert	67	259-301A Std Only	VINTAGE; .060"; Carton of 100
QTY	PISTON	YEARS	PART NO.	DESCRIPTION
8	Cast Piston	67	287P 30 30-40-60	VINTAGE; Cast; .9804" Pin Dia.; 2 Rings 5/64 Groove, 1 Ring 3/16 Groove, 1.711 CD, Flat Head w/4 valve reliefs - 9.2:1 C.R.; Use w/E265X ring set
8	Cast Piston - Individual	67	W287P 30 30-40-60	VINTAGE; Cast; .9804" Pin Dia.; 2 Rings 5/64 Groove, 1 Ring 3/16 Groove, 1.711 CD, Flat Head w/4 valve reliefs - 9.2:1 C.R.; Use w/E265X ring set
QTY	ENGINE BEARINGS	YEARS	PART NO.	DESCRIPTION
1	Main Set	67	4040M Std-1-10-20-30	VINTAGE; Grooved upper main brgs.
1	Rod Set	67	8-1555CPA Std-10-20-30-40	VINTAGE
8	Rod Pair	67	1555CPA Std-10-20-30-40	VINTAGE
1	Cam Set	67	1220M Std Only	
QTY	OIL PUMP	YEARS	PART NO.	DESCRIPTION
1	Oil Pump	67	224-43364S	High Pressure; 3/4" inlet tube; Incl. screen
1	Screen Assy.	67	224-11236	3/4" inlet tube
QTY	GASKETS	YEARS	PART NO.	DESCRIPTION
1	Kit Gasket Set	67	260-1025	VINTAGE; Push rod cover gskt. not incl.
QTY	FREEZE PLUGS	YEARS	PART NO.	DESCRIPTION
1	Brass Block Plug Kit	67	381-8021	VINTAGE
1	Steel Block Plug Kit	67	381-4028	
1	Brass Deep Cup Freeze Plug	67	381-9010	0.938" Diameter
1	Brass Deep Cup Freeze Plug	67	381-9026	1.953" Diameter
1	Steel Deep Cup Freeze Plug	67	381-3039	0.938" Diameter
1	Steel Deep Cup Freeze Plug	67	381-3042	1.953" Diameter
1	Steel Deep Cup Freeze Plug	67	381-3112	2.063" Diameter

326 5.3L (5343cc) OHV V8 (16 Valve) (Pontiac), 3.7188" Bore (GMC Eng.), 4 Bbl. "Eng. Code WO" 1967 192

QTY	TIMING	YEARS	PART NO.	DESCRIPTION
1	3 Piece Set	67	KT3-350S	VINTAGE; 223-305, 223-371 not sold separately; (1) 222-350; (1) 223-305; (1) 223-371
QTY	CAMSHAFT/LIFTER	YEARS	PART NO.	DESCRIPTION
1	Camshaft	67	CS-187	VINTAGE; Hydraulic, (050) Duration at .050 Lobe Lift, 190 Exh., 190 Int., 111 Degrees Lobe Separation
1	Prelube		55-403 Std Only	1.5 oz. packet
1	Prelube		55-400 Std Only	4 oz. bottle; 1.5 oz. packet No. 55-403 also avail.
16	Lifter	67	HT-951 Std Only	Hyd.
16	Lifter, Bulk	67	HT-951B Std Only	Hyd.; Carton of 128
QTY	PUSH ROD	YEARS	PART NO.	DESCRIPTION
16	Push Rod	67	RP-3164 Std-35-60	8.6930" O.A.L.
16	Push Rod	67	RP-3213R Std Only	Chrome-Moly; 8.6900" O.A.L.

(continued on next page)

GM Car (Incl. Buick, Cad., Chev., Olds., Pontiac)

192 326 5.3L (5343cc) OHV V8 (16 Valve) (Pontiac), 3.7188" Bore (GMC Eng.), 4 Bbl. "Eng. Code WO" 1967
(cont.)

QTY	ROCKER PARTS	YEARS	PART NO.	DESCRIPTION
16	Arm Assy.	67	R-848 Std Only	VINTAGE; Incl. arm & ball
16	Arm	67	R-848A Std Only	
QTY	VALVE	YEARS	PART NO.	DESCRIPTION
8	Exhaust	67	V-1810 Std Only	VINTAGE; Chrome plated stem; 1.6400" Head Dia., 0.3410" Stem Dia., 4.9200" O.A.L.
8	Intake	67	V-1737 Std Only	VINTAGE; 1.9200" Head Dia., 0.3411" Stem Dia., 4.9420" O.A.L.
QTY	VALVE SPRING	YEARS	PART NO.	DESCRIPTION
16	Spring	67	VS-651 Std Only	VINTAGE; Loc. Inner; 1.7600" Free Height
16	Spring	67	VS-665 Std Only	VINTAGE; Loc. Outer; 1.9400" Free Height
QTY	VALVE SEAL	YEARS	PART NO.	DESCRIPTION
16	Valve Stem Seal	67	MV-1233C Std Only	O-Ring; (RBB) Rubber
16	Valve Stem Seal	67	ST-2092 Std Only	Positive type, Metal Clad; (RBB) Rubber
16	Valve Stem Seal	67	ST-2003 Std Only	Positive type; Installation requires valve guide machining; (RBB) Rubber
16	Valve Stem Seal Bulk	67	MV-1233 Std Only	O-Ring; Carton of 100; (RBB) Rubber
16	Valve Stem Seal Bulk	67	ST-2003BC Std Only	Positive type; Installation requires valve guide machining; Carton of 100; (RBB) Rubber
QTY	VALVE SEAT	YEARS	PART NO.	DESCRIPTION
8	Seat	67	245-1750-2 Std Only	Loc. Exh.; 1.7550" OD, 1.5000" ID, 0.2160" Depth
8	Seat	67	245-1750-2N Std Only	Loc. Exh.; Premium Material; 1.7550" OD, 1.5000" ID, 0.2160" Depth
8	Seat	67	245-2000-1 Std Only	Loc. Int.; 2.0055" OD, 1.7500" ID, 0.2160" Depth
QTY	VALVE, MISC	YEARS	PART NO.	DESCRIPTION
32	Keeper	67	VK-115A Std Only	1 groove; Square cut key groove; Carton pack 24
32	Keeper	67	VK-115 Std Only	1 groove; Square cut key groove; Carton pack 32
32	Keeper	67	VK-115R Std Only	1 groove; Square cut key groove; Hardened
32	Keeper, Bulk	67	VK-115B Std Only	1 groove; Square cut key groove; Carton of 1000
16	Spring Insert	67	259-301A Std Only	VINTAGE; .060"; Carton of 100
QTY	PISTON	YEARS	PART NO.	DESCRIPTION
8	Cast Piston	67	287P 30 30-40-60	VINTAGE; Cast; .9804" Pin Dia.; 2 Rings 5/64 Groove, 1 Ring 3/16 Groove, 1.711 CD, Flat Head w/4 valve reliefs - 9.2:1 C.R.; Use w/E265X ring set
8	Cast Piston - Individual	67	W287P 30 30-40-60	VINTAGE; Cast; .9804" Pin Dia.; 2 Rings 5/64 Groove, 1 Ring 3/16 Groove, 1.711 CD, Flat Head w/4 valve reliefs - 9.2:1 C.R.; Use w/E265X ring set
QTY	ENGINE BEARINGS	YEARS	PART NO.	DESCRIPTION
1	Main Set	67	4040M Std-1-10-20-30	VINTAGE; Grooved upper main brgs.
1	Rod Set	67	8-1555CPA Std-10-20-30-40	VINTAGE
8	Rod Pair	67	1555CPA Std-10-20-30-40	VINTAGE
1	Cam Set	67	1220M Std Only	
QTY	OIL PUMP	YEARS	PART NO.	DESCRIPTION
1	Oil Pump	67	224-43364S	High Pressure; 3/4" inlet tube; Incl. screen
1	Screen Assy.	67	224-11236	3/4" inlet tube
QTY	GASKETS	YEARS	PART NO.	DESCRIPTION
1	Kit Gasket Set	67	260-1025	VINTAGE; Push rod cover gskt. not incl.
QTY	FREEZE PLUGS	YEARS	PART NO.	DESCRIPTION
1	Brass Block Plug Kit	67	381-8021	VINTAGE
1	Steel Block Plug Kit	67	381-4028	
1	Brass Deep Cup Freeze Plug	67	381-9010	0.938" Diameter
1	Brass Deep Cup Freeze Plug	67	381-9026	1.953" Diameter
1	Steel Deep Cup Freeze Plug	67	381-3039	0.938" Diameter
1	Steel Deep Cup Freeze Plug	67	381-3042	1.953" Diameter
1	Steel Deep Cup Freeze Plug	67	381-3112	2.063" Diameter

193 326 5.3L (5343cc) OHV V8 (16 Valve) (Pontiac), 3.7188" Bore (GMC Eng.), 2 Bbl. "Eng. Code WP" 1967-1965

QTY	TIMING	YEARS	PART NO.	DESCRIPTION
1	3 Piece Set	67-65	KT3-350S	VINTAGE; 223-305, 223-371 not sold separately; (1) 222-350; (1) 223-305; (1) 223-371
QTY	CAMSHAFT/LIFTER	YEARS	PART NO.	DESCRIPTION
1	Camshaft	67-65	CS-187	VINTAGE; Hydraulic, (050) Duration at .050 Lobe Lift, 190 Exh., 190 Int., 111 Degrees Lobe Separation
1	Prelube		55-403 Std Only	1.5 oz. packet
1	Prelube		55-400 Std Only	4 oz. bottle; 1.5 oz. packet No. 55-403 also avail.
16	Lifter	67-65	HT-951 Std Only	Hyd.
16	Lifter, Bulk	67-65	HT-951B Std Only	Hyd.; Carton of 128

(continued on next page)

GM Car (Incl. Buick, Cad., Chev., Olds., Pontiac)

326 5.3L (5343cc) OHV V8 (16 Valve) (Pontiac), 3.7188" Bore (GMC Eng.), 2 Bbl. "Eng. Code WP" 1967-1965 193
(cont.)

QTY	PART NO.	YEARS	PART NO.	DESCRIPTION
16	PUSH ROD	67-65	RP-3164 Std-35-60	8.6930" O.A.L.
16	Push Rod	67-65	RP-3213R Std Only	Chrome-Moly; 8.6900" O.A.L.
QTY	ROCKER PARTS	YEARS	PART NO.	DESCRIPTION
16	Arm Assy.	67-65	R-848 Std Only	VINTAGE; Incl. arm & ball
16	Arm	67-65	R-848A Std Only	
QTY	VALVE	YEARS	PART NO.	DESCRIPTION
8	Exhaust	67-65	V-1810 Std Only	VINTAGE; Chrome plated stem; 1.6400" Head Dia., 0.3410" Stem Dia., 4.9200" O.A.L.
8	Intake	67-65	V-1737 Std Only	VINTAGE; 1.9200" Head Dia., 0.3411" Stem Dia., 4.9420" O.A.L.
QTY	VALVE SPRING	YEARS	PART NO.	DESCRIPTION
16	Spring	67-65	VS-651 Std Only	VINTAGE; Loc. Inner; 1.7600" Free Height
16	Spring	67-65	VS-665 Std Only	VINTAGE; Loc. Outer; 1.9400" Free Height
QTY	VALVE SEAL	YEARS	PART NO.	DESCRIPTION
16	Valve Stem Seal	67-65	MV-1233C Std Only	O-Ring; (RBB) Rubber
16	Valve Stem Seal	67-65	ST-2092 Std Only	Positive type, Metal Clad; (RBB) Rubber
16	Valve Stem Seal	67-65	ST-2003 Std Only	Positive type; Installation requires valve guide machining; (RBB) Rubber
16	Valve Stem Seal Bulk	67-65	MV-1233 Std Only	O-Ring; Carton of 100; (RBB) Rubber
16	Valve Stem Seal Bulk	67-65	ST-2003BC Std Only	Positive type; Installation requires valve guide machining; Carton of 100; (RBB) Rubber
QTY	VALVE SEAT	YEARS	PART NO.	DESCRIPTION
8	Seat	67-65	245-1750-2 Std Only	Loc. Exh.; 1.7550" OD, 1.5000" ID, 0.2160" Depth
8	Seat	67-65	245-1750-2N Std Only	Loc. Exh.; Premium Material; 1.7550" OD, 1.5000" ID, 0.2160" Depth
8	Seat	67-65	245-2000-1 Std Only	Loc. Int.; 2.0055" OD, 1.7500" ID, 0.2160" Depth
QTY	VALVE, MISC	YEARS	PART NO.	DESCRIPTION
32	Keeper	67-65	VK-115A Std Only	1 groove; Square cut key groove; Carton pack 24
32	Keeper	67-65	VK-115 Std Only	1 groove; Square cut key groove; Carton pack 32
32	Keeper	67-65	VK-115R Std Only	1 groove; Square cut key groove; Hardened
32	Keeper, Bulk	67-65	VK-115B Std Only	1 groove; Square cut key groove; Carton of 1000
16	Spring Insert	67-65	259-301A Std Only	VINTAGE; .060"; Carton of 100
QTY	PISTON	YEARS	PART NO.	DESCRIPTION
8	Cast Piston	67-66	287P 30 30-40-60	VINTAGE; Cast; .9804" Pin Dia.; 2 Rings 5/64 Groove, 1 Ring 3/16 Groove, 1.711 CD, Flat Head w/4 valve reliefs - 9.2:1 C.R.; Use w/E265X ring set
8	Cast Piston - Individual	67-66	W287P 30 30-40-60	VINTAGE; Cast; .9804" Pin Dia.; 2 Rings 5/64 Groove, 1 Ring 3/16 Groove, 1.711 CD, Flat Head w/4 valve reliefs - 9.2:1 C.R.; Use w/E265X ring set
QTY	ENGINE BEARINGS	YEARS	PART NO.	DESCRIPTION
1	Main Set	67-65	4040M Std-1-10-20-30	VINTAGE; Grooved upper main brgs.
1	Rod Set	67-65	8-1555CPA Std-10-20-30-40	VINTAGE
8	Rod Pair	67-65	1555CPA Std-10-20-30-40	VINTAGE
1	Cam Set	67-65	1220M Std Only	
QTY	OIL PUMP	YEARS	PART NO.	DESCRIPTION
1	Oil Pump	67-65	224-43364S	High Pressure; 3/4" inlet tube; Incl. screen
1	Screen Assy.	67-65	224-11236	3/4" inlet tube
QTY	GASKETS	YEARS	PART NO.	DESCRIPTION
1	Kit Gasket Set	67-65	260-1025	VINTAGE; Push rod cover gskt. not incl.
QTY	FREEZE PLUGS	YEARS	PART NO.	DESCRIPTION
1	Brass Block Plug Kit	67-65	381-8021	VINTAGE
1	Steel Block Plug Kit	67-65	381-4028	
1	Brass Deep Cup Freeze Plug	67-65	381-9010	0.938" Diameter
1	Brass Deep Cup Freeze Plug	67-65	381-9026	1.953" Diameter
1	Steel Deep Cup Freeze Plug	67-65	381-3039	0.938" Diameter
1	Steel Deep Cup Freeze Plug	67-65	381-3042	1.953" Diameter
1	Steel Deep Cup Freeze Plug	67-65	381-3112	2.063" Diameter
326 5.3L (5343cc) OHV V8 (16 Valve) (Pontiac), 3.7188" Bore (GMC Eng.), 4 Bbl. "Eng. Code WR" 1967-1965 194				
QTY	TIMING	YEARS	PART NO.	DESCRIPTION
1	3 Piece Set	67-65	KT3-350S	VINTAGE; 223-305, 223-371 not sold separately; (1) 222-350; (1) 223-305; (1) 223-371
QTY	CAMSHAFT/LIFTER	YEARS	PART NO.	DESCRIPTION
1	Camshaft	67-65	CS-187	VINTAGE; Hydraulic, (050) Duration at .050 Lobe Lift, 190 Exh., 190 Int., 111 Degrees Lobe Separation
1	Prelube		55-403 Std Only	1.5 oz. packet
1	Prelube		55-400 Std Only	4 oz. bottle; 1.5 oz. packet No. 55-403 also avail.

(continued on next page)

GM Car (Incl. Buick, Cad., Chev., Olds., Pontiac)

194 326 5.3L (5343cc) OHV V8 (16 Valve) (Pontiac), 3.7188" Bore (GMC Eng.), 4 Bbl. "Eng. Code WR" 1967-1965
(cont.)

	CAMSHAFT/LIFTER	YEARS	PART NO.	DESCRIPTION
VALVE TRAIN	QTY 16	(cont.) Lifter	67-65 HT-951 Std Only	Hyd.
	16	Lifter, Bulk	67-65 HT-951B Std Only	Hyd.; Carton of 128
	QTY 16	PUSH ROD Push Rod	67-65 RP-3164 Std-35-60	DESCRIPTION 8.6930" O.A.L.
	16	Push Rod	67-65 RP-3213R Std Only	Chrome-Moly; 8.6900" O.A.L.
	QTY 16	ROCKER PARTS Arm Assy.	67-65 R-848 Std Only	DESCRIPTION VINTAGE; Incl. arm & ball
	16	Arm	67-65 R-848A Std Only	
	QTY 8	VALVE Exhaust	67-65 V-1810 Std Only	DESCRIPTION VINTAGE; Chrome plated stem; 1.6400" Head Dia., 0.3410" Stem Dia., 4.9200" O.A.L.
	8	Intake	67-65 V-1737 Std Only	VINTAGE; 1.9200" Head Dia., 0.3411" Stem Dia., 4.9420" O.A.L.
	QTY 16	VALVE SPRING Spring	67-65 VS-651 Std Only	DESCRIPTION VINTAGE; Loc. Inner; 1.7600" Free Height
	16	Spring	67-65 VS-665 Std Only	VINTAGE; Loc. Outer; 1.9400" Free Height
	QTY 16	VALVE SEAL Valve Stem Seal	67-65 MV-1233C Std Only	DESCRIPTION O-Ring; (RBB) Rubber
	16	Valve Stem Seal	67-65 ST-2092 Std Only	Positive type, Metal Clad; (RBB) Rubber
	16	Valve Stem Seal	67-65 ST-2003 Std Only	Positive type; Installation requires valve guide machining; (RBB) Rubber
	16	Valve Stem Seal Bulk	67-65 MV-1233 Std Only	O-Ring; Carton of 100; (RBB) Rubber
	16	Valve Stem Seal Bulk	67-65 ST-2003BC Std Only	Positive type; Installation requires valve guide machining; Carton of 100; (RBB) Rubber
	QTY 8	VALVE SEAT Seat	67-65 245-1750-2 Std Only	DESCRIPTION Loc. Exh.; 1.7550" OD, 1.5000" ID, 0.2160" Depth
8	Seat	67-65 245-1750-2N Std Only	Loc. Exh.; Premium Material; 1.7550" OD, 1.5000" ID, 0.2160" Depth	
8	Seat	67-65 245-2000-1 Std Only	Loc. Int.; 2.0055" OD, 1.7500" ID, 0.2160" Depth	
QTY 32	VALVE, MISC Keeper	67-65 VK-115A Std Only	DESCRIPTION 1 groove; Square cut key groove; Carton pack 24	
32	Keeper	67-65 VK-115 Std Only	1 groove; Square cut key groove; Carton pack 32	
32	Keeper	67-65 VK-115R Std Only	1 groove; Square cut key groove; Hardened	
32	Keeper, Bulk	67-65 VK-115B Std Only	1 groove; Square cut key groove; Carton of 1000	
16	Spring Insert	67-65 259-301A Std Only	VINTAGE; .060"; Carton of 100	
BLOCK	QTY 8	PISTON Cast Piston	67-66 287P 30 30-40-60	DESCRIPTION VINTAGE; Cast; .9804" Pin Dia.; 2 Rings 5/64 Groove, 1 Ring 3/16 Groove, 1.711 CD, Flat Head w/4 valve reliefs - 9.2:1 C.R.; Use w/E265X ring set
	8	Cast Piston - Individual	67-66 W287P 30 30-40-60	VINTAGE; Cast; .9804" Pin Dia.; 2 Rings 5/64 Groove, 1 Ring 3/16 Groove, 1.711 CD, Flat Head w/4 valve reliefs - 9.2:1 C.R.; Use w/E265X ring set
	QTY 1	ENGINE BEARINGS Main Set	67-65 4040M Std-1-10-20-30	DESCRIPTION VINTAGE; Grooved upper main brgs.
	1	Rod Set	67-65 8-1555CPA Std-10-20-30-40	VINTAGE
	8	Rod Pair	67-65 1555CPA Std-10-20-30-40	VINTAGE
	1	Cam Set	67-65 1220M Std Only	
	QTY 1	OIL PUMP Oil Pump	67-65 224-43364S	DESCRIPTION High Pressure; 3/4" inlet tube; Incl. screen
	1	Screen Assy.	67-65 224-11236	3/4" inlet tube
	QTY 1	GASKETS Kit Gasket Set	67-65 260-1025	DESCRIPTION VINTAGE; Push rod cover gskt. not incl.
	QTY 1	FREEZE PLUGS Brass Block Plug Kit	67-65 381-8021	DESCRIPTION VINTAGE
	1	Steel Block Plug Kit	67-65 381-4028	
	1	Brass Deep Cup Freeze Plug	67-65 381-9010	0.938" Diameter
	1	Brass Deep Cup Freeze Plug	67-65 381-9026	1.953" Diameter
	1	Steel Deep Cup Freeze Plug	67-65 381-3039	0.938" Diameter
	1	Steel Deep Cup Freeze Plug	67-65 381-3042	1.953" Diameter
	1	Steel Deep Cup Freeze Plug	67-65 381-3112	2.063" Diameter

195 326 5.3L (5343cc) OHV V8 (16 Valve) (Pontiac), 3.7188" Bore (GMC Eng.), 2 Bbl. "Eng. Code WX" 1966

QTY 1	TIMING 3 Piece Set	YEARS 66	PART NO. KT3-350S	DESCRIPTION VINTAGE; 223-305, 223-371 not sold separately; (1) 222-350; (1) 223-305; (1) 223-371
-----------------	------------------------------	-------------	-----------------------------	---

(continued on next page)

GM Car (Incl. Buick, Cad., Chev., Olds., Pontiac)

326 5.3L (5343cc) OHV V8 (16 Valve) (Pontiac), 3.7188" Bore (GMC Eng.), 2 Bbl. "Eng. Code WX" 1966 195
(cont.)

QTY	CAMSHAFT/LIFTER	YEARS	PART NO.	DESCRIPTION
1	Camshaft	66	CS-187	VINTAGE; Hydraulic, (050) Duration at .050 Lobe Lift, 190 Exh., 190 Int., 111 Degrees Lobe Separation
1	Prelube		55-403 Std Only	1.5 oz. packet
1	Prelube		55-400 Std Only	4 oz. bottle; 1.5 oz. packet No. 55-403 also avail.
16	Lifter	66	HT-951 Std Only	Hyd.
16	Lifter, Bulk	66	HT-951B Std Only	Hyd.; Carton of 128
QTY	PUSH ROD	YEARS	PART NO.	DESCRIPTION
16	Push Rod	66	RP-3164 Std-35-60	8.6930" O.A.L.
16	Push Rod	66	RP-3213R Std Only	Chrome-Moly; 8.6900" O.A.L.
QTY	ROCKER PARTS	YEARS	PART NO.	DESCRIPTION
16	Arm Assy.	66	R-848 Std Only	VINTAGE; Incl. arm & ball
16	Arm	66	R-848A Std Only	
QTY	VALVE	YEARS	PART NO.	DESCRIPTION
8	Exhaust	66	V-1810 Std Only	VINTAGE; Chrome plated stem; 1.6400" Head Dia., 0.3410" Stem Dia., 4.9200" O.A.L.
8	Intake	66	V-1737 Std Only	VINTAGE; 1.9200" Head Dia., 0.3411" Stem Dia., 4.9420" O.A.L.
QTY	VALVE SPRING	YEARS	PART NO.	DESCRIPTION
16	Spring	66	VS-651 Std Only	VINTAGE; Loc. Inner; 1.7600" Free Height
16	Spring	66	VS-665 Std Only	VINTAGE; Loc. Outer; 1.9400" Free Height
QTY	VALVE SEAL	YEARS	PART NO.	DESCRIPTION
16	Valve Stem Seal	66	MV-1233C Std Only	O-Ring; (RBB) Rubber
16	Valve Stem Seal	66	ST-2092 Std Only	Positive type, Metal Clad; (RBB) Rubber
16	Valve Stem Seal	66	ST-2003 Std Only	Positive type; Installation requires valve guide machining; (RBB) Rubber
16	Valve Stem Seal Bulk	66	MV-1233 Std Only	O-Ring; Carton of 100; (RBB) Rubber
16	Valve Stem Seal Bulk	66	ST-2003BC Std Only	Positive type; Installation requires valve guide machining; Carton of 100; (RBB) Rubber
QTY	VALVE SEAT	YEARS	PART NO.	DESCRIPTION
8	Seat	66	245-1750-2 Std Only	Loc. Exh.; 1.7550" OD, 1.5000" ID, 0.2160" Depth
8	Seat	66	245-1750-2N Std Only	Loc. Exh.; Premium Material; 1.7550" OD, 1.5000" ID, 0.2160" Depth
8	Seat	66	245-2000-1 Std Only	Loc. Int.; 2.0055" OD, 1.7500" ID, 0.2160" Depth
QTY	VALVE, MISC	YEARS	PART NO.	DESCRIPTION
32	Keeper	66	VK-115A Std Only	1 groove; Square cut key groove; Carton pack 24
32	Keeper	66	VK-115 Std Only	1 groove; Square cut key groove; Carton pack 32
32	Keeper	66	VK-115R Std Only	1 groove; Square cut key groove; Hardened
32	Keeper, Bulk	66	VK-115B Std Only	1 groove; Square cut key groove; Carton of 1000
16	Spring Insert	66	259-301A Std Only	VINTAGE; .060"; Carton of 100
QTY	PISTON	YEARS	PART NO.	DESCRIPTION
8	Cast Piston	66	287P 30 30-40-60	VINTAGE; Cast; .9804" Pin Dia.; 2 Rings 5/64 Groove, 1 Ring 3/16 Groove, 1.711 CD, Flat Head w/4 valve reliefs - 9.2:1 C.R.; Use w/E265X ring set
8	Cast Piston - Individual	66	W287P 30 30-40-60	VINTAGE; Cast; .9804" Pin Dia.; 2 Rings 5/64 Groove, 1 Ring 3/16 Groove, 1.711 CD, Flat Head w/4 valve reliefs - 9.2:1 C.R.; Use w/E265X ring set
QTY	ENGINE BEARINGS	YEARS	PART NO.	DESCRIPTION
1	Main Set	66	4040M Std-1-10-20-30	VINTAGE; Grooved upper main brgs.
1	Rod Set	66	8-1555CPA Std-10-20-30-40	VINTAGE
8	Rod Pair	66	1555CPA Std-10-20-30-40	VINTAGE
1	Cam Set	66	1220M Std Only	
QTY	OIL PUMP	YEARS	PART NO.	DESCRIPTION
1	Oil Pump	66	224-43364S	High Pressure; 3/4" inlet tube; Incl. screen
1	Screen Assy.	66	224-11236	3/4" inlet tube
QTY	GASKETS	YEARS	PART NO.	DESCRIPTION
1	Kit Gasket Set	66	260-1025	VINTAGE; Push rod cover gskt. not incl.
QTY	FREEZE PLUGS	YEARS	PART NO.	DESCRIPTION
1	Brass Block Plug Kit	66	381-8021	VINTAGE
1	Steel Block Plug Kit	66	381-4028	
1	Brass Deep Cup Freeze Plug	66	381-9010	0.938" Diameter
1	Brass Deep Cup Freeze Plug	66	381-9026	1.953" Diameter
1	Steel Deep Cup Freeze Plug	66	381-3039	0.938" Diameter
1	Steel Deep Cup Freeze Plug	66	381-3042	1.953" Diameter
1	Steel Deep Cup Freeze Plug	66	381-3112	2.063" Diameter

VALVE TRAIN

VALVE TRAIN

BLOCK

BLOCK

GM Car (Incl. Buick, Cad., Chev., Olds., Pontiac)

196 326 5.3L (5343cc) OHV V8 (16 Valve) (Pontiac), 3.7188" Bore (GMC Eng.), 2 Bbl. "Eng. Code XF" 1967-1966

QTY	TIMING	YEARS	PART NO.	DESCRIPTION
1	3 Piece Set	67-66	KT3-350S	VINTAGE; 223-305, 223-371 not sold separately; (1) 222-350; (1) 223-305; (1) 223-371
1	CAMSHAFT/LIFTER Camshaft	67-66	CS-187	DESCRIPTION VINTAGE; Hydraulic, (050) Duration at .050 Lobe Lift, 190 Exh., 190 Int., 111 Degrees Lobe Separation
1	Prelube		55-403 Std Only	1.5 oz. packet
1	Prelube		55-400 Std Only	4 oz. bottle; 1.5 oz. packet No. 55-403 also avail.
16	Lifter	67-66	HT-951 Std Only	Hyd.
16	Lifter, Bulk	67-66	HT-951B Std Only	Hyd.; Carton of 128
16	PUSH ROD Push Rod	67-66	RP-3164 Std-35-60	DESCRIPTION 8.6930" O.A.L.
16	Push Rod	67-66	RP-3213R Std Only	Chrome-Moly; 8.6900" O.A.L.
16	ROCKER PARTS Arm Assy.	67-66	R-848 Std Only	DESCRIPTION VINTAGE; Incl. arm & ball
16	Arm	67-66	R-848A Std Only	
8	VALVE Exhaust	67-66	V-1810 Std Only	DESCRIPTION VINTAGE; Chrome plated stem; 1.6400" Head Dia., 0.3410" Stem Dia., 4.9200" O.A.L.
8	Intake	67-66	V-1737 Std Only	VINTAGE; 1.9200" Head Dia., 0.3411" Stem Dia., 4.9420" O.A.L.
16	VALVE SPRING Spring	67-66	VS-651 Std Only	DESCRIPTION VINTAGE; Loc. Inner; 1.7600" Free Height
16	Spring	67-66	VS-665 Std Only	VINTAGE; Loc. Outer; 1.9400" Free Height
16	VALVE SEAL Valve Stem Seal	67-66	MV-1233C Std Only	DESCRIPTION O-Ring; (RBB) Rubber
16	Valve Stem Seal	67-66	ST-2092 Std Only	Positive type, Metal Clad; (RBB) Rubber
16	Valve Stem Seal	67-66	ST-2003 Std Only	Positive type; Installation requires valve guide machining; (RBB) Rubber
16	Valve Stem Seal Bulk	67-66	MV-1233 Std Only	O-Ring; Carton of 100; (RBB) Rubber
16	Valve Stem Seal Bulk	67-66	ST-2003BC Std Only	Positive type; Installation requires valve guide machining; Carton of 100; (RBB) Rubber
8	VALVE SEAT Seat	67-66	245-1750-2 Std Only	DESCRIPTION Loc. Exh.; 1.7550" OD, 1.5000" ID, 0.2160" Depth
8	Seat	67-66	245-1750-2N Std Only	Loc. Exh.; Premium Material; 1.7550" OD, 1.5000" ID, 0.2160" Depth
8	Seat	67-66	245-2000-1 Std Only	Loc. Int.; 2.0055" OD, 1.7500" ID, 0.2160" Depth
32	VALVE, MISC Keeper	67-66	VK-115A Std Only	DESCRIPTION 1 groove; Square cut key groove; Carton pack 24
32	Keeper	67-66	VK-115 Std Only	1 groove; Square cut key groove; Carton pack 32
32	Keeper	67-66	VK-115R Std Only	1 groove; Square cut key groove; Hardened
32	Keeper, Bulk	67-66	VK-115B Std Only	1 groove; Square cut key groove; Carton of 1000
16	Spring Insert	67-66	259-301A Std Only	VINTAGE; .060"; Carton of 100
8	PISTON Cast Piston	67-66	287P 30 30-40-60	DESCRIPTION VINTAGE; Cast; .9804" Pin Dia.; 2 Rings 5/64 Groove, 1 Ring 3/16 Groove, 1.711 CD, Flat Head w/4 valve reliefs - 9.2:1 C.R.; Use w/E265X ring set
8	Cast Piston - Individual	67-66	W287P 30 30-40-60	VINTAGE; Cast; .9804" Pin Dia.; 2 Rings 5/64 Groove, 1 Ring 3/16 Groove, 1.711 CD, Flat Head w/4 valve reliefs - 9.2:1 C.R.; Use w/E265X ring set
1	ENGINE BEARINGS Main Set	67-66	4040M Std-1-10-20-30	DESCRIPTION VINTAGE; Grooved upper main brgs.
1	Rod Set	67-66	8-1555CPA Std-10-20-30-40	VINTAGE
8	Rod Pair	67-66	1555CPA Std-10-20-30-40	VINTAGE
1	Cam Set	67-66	1220M Std Only	VINTAGE
1	OIL PUMP Oil Pump	67-66	224-43364S	DESCRIPTION High Pressure; 3/4" inlet tube; Incl. screen
1	Screen Assy.	67-66	224-11236	3/4" inlet tube
1	GASKETS Kit Gasket Set	67-66	260-1025	DESCRIPTION VINTAGE; Push rod cover gskt. not incl.
1	FREEZE PLUGS Brass Block Plug Kit	67-66	381-8021	DESCRIPTION VINTAGE
1	Steel Block Plug Kit	67-66	381-4028	
1	Brass Deep Cup Freeze Plug	67-66	381-9010	0.938" Diameter
1	Brass Deep Cup Freeze Plug	67-66	381-9026	1.953" Diameter
1	Steel Deep Cup Freeze Plug	67-66	381-3039	0.938" Diameter
1	Steel Deep Cup Freeze Plug	67-66	381-3042	1.953" Diameter
1	Steel Deep Cup Freeze Plug	67-66	381-3112	2.063" Diameter

VALVE TRAIN

VALVE TRAIN

BLOCK

BLOCK

GM Car (Incl. Buick, Cad., Chev., Olds., Pontiac)

326 5.3L (5343cc) OHV V8 (16 Valve) (Pontiac), 3.7188" Bore (GMC Eng.), 4 Bbl. "Eng. Code XG" 1967-1966 197

QTY	TIMING	YEARS	PART NO.	DESCRIPTION
1	3 Piece Set	67-66	KT3-350S	VINTAGE; 223-305, 223-371 not sold separately; (1) 222-350; (1) 223-305; (1) 223-371
1	CAMSHAFT/LIFTER Camshaft	67-66	CS-187	DESCRIPTION VINTAGE; Hydraulic, (050) Duration at .050 Lobe Lift, 190 Exh., 190 Int., 111 Degrees Lobe Separation
1	Prelube		55-403 Std Only	1.5 oz. packet
1	Prelube		55-400 Std Only	4 oz. bottle; 1.5 oz. packet No. 55-403 also avail.
16	Lifter	67-66	HT-951 Std Only	Hyd.
16	Lifter, Bulk	67-66	HT-951B Std Only	Hyd.; Carton of 128
16	PUSH ROD Push Rod	67-66	RP-3164 Std-35-60	DESCRIPTION 8.6930" O.A.L.
16	Push Rod	67-66	RP-3213R Std Only	Chrome-Moly; 8.6900" O.A.L.
16	ROCKER PARTS Arm Assy.	67-66	R-848 Std Only	DESCRIPTION VINTAGE; Incl. arm & ball
16	Arm	67-66	R-848A Std Only	
8	VALVE Exhaust	67-66	V-1810 Std Only	DESCRIPTION VINTAGE; Chrome plated stem; 1.6400" Head Dia., 0.3410" Stem Dia., 4.9200" O.A.L.
8	Intake	67-66	V-1737 Std Only	VINTAGE; 1.9200" Head Dia., 0.3411" Stem Dia., 4.9420" O.A.L.
16	VALVE SPRING Spring	67-66	VS-651 Std Only	DESCRIPTION VINTAGE; Loc. Inner; 1.7600" Free Height
16	Spring	67-66	VS-665 Std Only	VINTAGE; Loc. Outer; 1.9400" Free Height
16	VALVE SEAL Valve Stem Seal	67-66	MV-1233C Std Only	DESCRIPTION O-Ring; (RBB) Rubber
16	Valve Stem Seal	67-66	ST-2092 Std Only	Positive type, Metal Clad; (RBB) Rubber
16	Valve Stem Seal	67-66	ST-2003 Std Only	Positive type; Installation requires valve guide machining; (RBB) Rubber
16	Valve Stem Seal Bulk	67-66	MV-1233 Std Only	O-Ring; Carton of 100; (RBB) Rubber
16	Valve Stem Seal Bulk	67-66	ST-2003BC Std Only	Positive type; Installation requires valve guide machining; Carton of 100; (RBB) Rubber
8	VALVE SEAT Seat	67-66	245-1750-2 Std Only	DESCRIPTION Loc. Exh.; 1.7550" OD, 1.5000" ID, 0.2160" Depth
8	Seat	67-66	245-1750-2N Std Only	Loc. Exh.; Premium Material; 1.7550" OD, 1.5000" ID, 0.2160" Depth
8	Seat	67-66	245-2000-1 Std Only	Loc. Int.; 2.0055" OD, 1.7500" ID, 0.2160" Depth
32	VALVE, MISC Keeper	67-66	VK-115A Std Only	DESCRIPTION 1 groove; Square cut key groove; Carton pack 24
32	Keeper	67-66	VK-115 Std Only	1 groove; Square cut key groove; Carton pack 32
32	Keeper	67-66	VK-115R Std Only	1 groove; Square cut key groove; Hardened
32	Keeper, Bulk	67-66	VK-115B Std Only	1 groove; Square cut key groove; Carton of 1000
16	Spring Insert	67-66	259-301A Std Only	VINTAGE; .060"; Carton of 100
8	PISTON Cast Piston	67-66	287P 30 30-40-60	DESCRIPTION VINTAGE; Cast; .9804" Pin Dia.; 2 Rings 5/64 Groove, 1 Ring 3/16 Groove, 1.711 CD, Flat Head w/4 valve reliefs - 9.2:1 C.R.; Use w/E265X ring set
8	Cast Piston - Individual	67-66	W287P 30 30-40-60	VINTAGE; Cast; .9804" Pin Dia.; 2 Rings 5/64 Groove, 1 Ring 3/16 Groove, 1.711 CD, Flat Head w/4 valve reliefs - 9.2:1 C.R.; Use w/E265X ring set
1	ENGINE BEARINGS Main Set	67-66	4040M Std-1-10-20-30	DESCRIPTION VINTAGE; Grooved upper main brgs.
1	Rod Set	67-66	8-1555CPA Std-10-20-30-40	VINTAGE
8	Rod Pair	67-66	1555CPA Std-10-20-30-40	VINTAGE
1	Cam Set	67-66	1220M Std Only	
1	OIL PUMP Oil Pump	67-66	224-43364S	DESCRIPTION High Pressure; 3/4" inlet tube; Incl. screen
1	Screen Assy.	67-66	224-11236	3/4" inlet tube
1	GASKETS Kit Gasket Set	67-66	260-1025	DESCRIPTION VINTAGE; Push rod cover gskt. not incl.
1	FREEZE PLUGS Brass Block Plug Kit	67-66	381-8021	DESCRIPTION VINTAGE
1	Steel Block Plug Kit	67-66	381-4028	
1	Brass Deep Cup Freeze Plug	67-66	381-9010	0.938" Diameter
1	Brass Deep Cup Freeze Plug	67-66	381-9026	1.953" Diameter
1	Steel Deep Cup Freeze Plug	67-66	381-3039	0.938" Diameter
1	Steel Deep Cup Freeze Plug	67-66	381-3042	1.953" Diameter
1	Steel Deep Cup Freeze Plug	67-66	381-3112	2.063" Diameter

VALVE TRAIN

BLOCK

VALVE TRAIN

BLOCK

GM Car (Incl. Buick, Cad., Chev., Olds., Pontiac)

198 326 5.3L (5343cc) OHV V8 (16 Valve) (Pontiac), 3.7188" Bore (GMC Eng.), 2 Bbl. "Eng. Code XL" 1967

QTY	TIMING	YEARS	PART NO.	DESCRIPTION
1	3 Piece Set	67	KT3-350S	VINTAGE; 223-305, 223-371 not sold separately; (1) 222-350; (1) 223-305; (1) 223-371
1	CAMSHAFT/LIFTER Camshaft	67	CS-187	DESCRIPTION VINTAGE; Hydraulic, (050) Duration at .050 Lobe Lift, 190 Exh., 190 Int., 111 Degrees Lobe Separation
1	Prelube		55-403 Std Only	1.5 oz. packet
1	Prelube		55-400 Std Only	4 oz. bottle; 1.5 oz. packet No. 55-403 also avail.
16	Lifter	67	HT-951 Std Only	Hyd.
16	Lifter, Bulk	67	HT-951B Std Only	Hyd.; Carton of 128
16	PUSH ROD Push Rod	67	RP-3164 Std-35-60	DESCRIPTION 8.6930" O.A.L.
16	Push Rod	67	RP-3213R Std Only	Chrome-Moly; 8.6900" O.A.L.
16	ROCKER PARTS Arm Assy.	67	R-848 Std Only	DESCRIPTION VINTAGE; Incl. arm & ball
16	Arm	67	R-848A Std Only	
8	VALVE Exhaust	67	V-1810 Std Only	DESCRIPTION VINTAGE; Chrome plated stem; 1.6400" Head Dia., 0.3410" Stem Dia., 4.9200" O.A.L.
8	Intake	67	V-1737 Std Only	VINTAGE; 1.9200" Head Dia., 0.3411" Stem Dia., 4.9420" O.A.L.
16	VALVE SPRING Spring	67	VS-651 Std Only	DESCRIPTION VINTAGE; Loc. Inner; 1.7600" Free Height
16	Spring	67	VS-665 Std Only	VINTAGE; Loc. Outer; 1.9400" Free Height
16	VALVE SEAL Valve Stem Seal	67	MV-1233C Std Only	DESCRIPTION O-Ring; (RBB) Rubber
16	Valve Stem Seal	67	ST-2092 Std Only	Positive type, Metal Clad; (RBB) Rubber
16	Valve Stem Seal	67	ST-2003 Std Only	Positive type; Installation requires valve guide machining; (RBB) Rubber
16	Valve Stem Seal Bulk	67	MV-1233 Std Only	O-Ring; Carton of 100; (RBB) Rubber
16	Valve Stem Seal Bulk	67	ST-2003BC Std Only	Positive type; Installation requires valve guide machining; Carton of 100; (RBB) Rubber
8	VALVE SEAT Seat	67	245-1750-2 Std Only	DESCRIPTION Loc. Exh.; 1.7550" OD, 1.5000" ID, 0.2160" Depth
8	Seat	67	245-1750-2N Std Only	Loc. Exh.; Premium Material; 1.7550" OD, 1.5000" ID, 0.2160" Depth
8	Seat	67	245-2000-1 Std Only	Loc. Int.; 2.0055" OD, 1.7500" ID, 0.2160" Depth
32	VALVE, MISC Keeper	67	VK-115A Std Only	DESCRIPTION 1 groove; Square cut key groove; Carton pack 24
32	Keeper	67	VK-115 Std Only	1 groove; Square cut key groove; Carton pack 32
32	Keeper	67	VK-115R Std Only	1 groove; Square cut key groove; Hardened
32	Keeper, Bulk	67	VK-115B Std Only	1 groove; Square cut key groove; Carton of 1000
16	Spring Insert	67	259-301A Std Only	VINTAGE; .060"; Carton of 100
8	PISTON Cast Piston	67	287P 30 30-40-60	DESCRIPTION VINTAGE; Cast; .9804" Pin Dia.; 2 Rings 5/64 Groove, 1 Ring 3/16 Groove, 1.711 CD, Flat Head w/4 valve reliefs - 9.2:1 C.R.; Use w/E265X ring set
8	Cast Piston - Individual	67	W287P 30 30-40-60	VINTAGE; Cast; .9804" Pin Dia.; 2 Rings 5/64 Groove, 1 Ring 3/16 Groove, 1.711 CD, Flat Head w/4 valve reliefs - 9.2:1 C.R.; Use w/E265X ring set
1	ENGINE BEARINGS Main Set	67	4040M Std-1-10-20-30	DESCRIPTION VINTAGE; Grooved upper main brgs.
1	Rod Set	67	8-1555CPA Std-10-20-30-40	VINTAGE
8	Rod Pair	67	1555CPA Std-10-20-30-40	VINTAGE
1	Cam Set	67	1220M Std Only	VINTAGE
1	OIL PUMP Oil Pump	67	224-43364S	DESCRIPTION High Pressure; 3/4" inlet tube; Incl. screen
1	Screen Assy.	67	224-11236	3/4" inlet tube
1	GASKETS Kit Gasket Set	67	260-1025	DESCRIPTION VINTAGE; Push rod cover gskt. not incl.
1	FREEZE PLUGS Brass Block Plug Kit	67	381-8021	DESCRIPTION VINTAGE
1	Steel Block Plug Kit	67	381-4028	
1	Brass Deep Cup Freeze Plug	67	381-9010	0.938" Diameter
1	Brass Deep Cup Freeze Plug	67	381-9026	1.953" Diameter
1	Steel Deep Cup Freeze Plug	67	381-3039	0.938" Diameter
1	Steel Deep Cup Freeze Plug	67	381-3042	1.953" Diameter
1	Steel Deep Cup Freeze Plug	67	381-3112	2.063" Diameter

VALVE TRAIN

VALVE TRAIN

BLOCK

BLOCK

GM Car (Incl. Buick, Cad., Chev., Olds., Pontiac)

326 5.3L (5343cc) OHV V8 (16 Valve) (Pontiac), 3.7188" Bore (GMC Eng.), 4 Bbl. "Eng. Code XO" 1967 199

QTY	TIMING	YEARS	PART NO.	DESCRIPTION
1	3 Piece Set	67	KT3-350S	VINTAGE; 223-305, 223-371 not sold separately; (1) 222-350; (1) 223-305; (1) 223-371
1	CAMSHAFT/LIFTER Camshaft	67	CS-187	DESCRIPTION VINTAGE; Hydraulic, (050) Duration at .050 Lobe Lift, 190 Exh., 190 Int., 111 Degrees Lobe Separation
1	Prelube		55-403 Std Only	1.5 oz. packet
1	Prelube		55-400 Std Only	4 oz. bottle; 1.5 oz. packet No. 55-403 also avail.
16	Lifter	67	HT-951 Std Only	Hyd.
16	Lifter, Bulk	67	HT-951B Std Only	Hyd.; Carton of 128
16	PUSH ROD Push Rod	67	RP-3164 Std-35-60	DESCRIPTION 8.6930" O.A.L.
16	Push Rod	67	RP-3213R Std Only	Chrome-Moly; 8.6900" O.A.L.
16	ROCKER PARTS Arm Assy.	67	R-848 Std Only	DESCRIPTION VINTAGE; Incl. arm & ball
16	Arm	67	R-848A Std Only	
8	VALVE Exhaust	67	V-1810 Std Only	DESCRIPTION VINTAGE; Chrome plated stem; 1.6400" Head Dia., 0.3410" Stem Dia., 4.9200" O.A.L.
8	Intake	67	V-1737 Std Only	VINTAGE; 1.9200" Head Dia., 0.3411" Stem Dia., 4.9420" O.A.L.
16	VALVE SPRING Spring	67	VS-651 Std Only	DESCRIPTION VINTAGE; Loc. Inner; 1.7600" Free Height
16	Spring	67	VS-665 Std Only	VINTAGE; Loc. Outer; 1.9400" Free Height
16	VALVE SEAL Valve Stem Seal	67	MV-1233C Std Only	DESCRIPTION O-Ring; (RBB) Rubber
16	Valve Stem Seal	67	ST-2092 Std Only	Positive type, Metal Clad; (RBB) Rubber
16	Valve Stem Seal	67	ST-2003 Std Only	Positive type; Installation requires valve guide machining; (RBB) Rubber
16	Valve Stem Seal Bulk	67	MV-1233 Std Only	O-Ring; Carton of 100; (RBB) Rubber
16	Valve Stem Seal Bulk	67	ST-2003BC Std Only	Positive type; Installation requires valve guide machining; Carton of 100; (RBB) Rubber
8	VALVE SEAT Seat	67	245-1750-2 Std Only	DESCRIPTION Loc. Exh.; 1.7550" OD, 1.5000" ID, 0.2160" Depth
8	Seat	67	245-1750-2N Std Only	Loc. Exh.; Premium Material; 1.7550" OD, 1.5000" ID, 0.2160" Depth
8	Seat	67	245-2000-1 Std Only	Loc. Int.; 2.0055" OD, 1.7500" ID, 0.2160" Depth
32	VALVE, MISC Keeper	67	VK-115A Std Only	DESCRIPTION 1 groove; Square cut key groove; Carton pack 24
32	Keeper	67	VK-115 Std Only	1 groove; Square cut key groove; Carton pack 32
32	Keeper	67	VK-115R Std Only	1 groove; Square cut key groove; Hardened
32	Keeper, Bulk	67	VK-115B Std Only	1 groove; Square cut key groove; Carton of 1000
16	Spring Insert	67	259-301A Std Only	VINTAGE; .060"; Carton of 100
8	PISTON Cast Piston	67	287P 30 30-40-60	DESCRIPTION VINTAGE; Cast; .9804" Pin Dia.; 2 Rings 5/64 Groove, 1 Ring 3/16 Groove, 1.711 CD, Flat Head w/4 valve reliefs - 9.2:1 C.R.; Use w/E265X ring set
8	Cast Piston - Individual	67	W287P 30 30-40-60	VINTAGE; Cast; .9804" Pin Dia.; 2 Rings 5/64 Groove, 1 Ring 3/16 Groove, 1.711 CD, Flat Head w/4 valve reliefs - 9.2:1 C.R.; Use w/E265X ring set
1	ENGINE BEARINGS Main Set	67	4040M Std-1-10-20-30	DESCRIPTION VINTAGE; Grooved upper main brgs.
1	Rod Set	67	8-1555CPA Std-10-20-30-40	VINTAGE
8	Rod Pair	67	1555CPA Std-10-20-30-40	VINTAGE
1	Cam Set	67	1220M Std Only	
1	OIL PUMP Oil Pump	67	224-43364S	DESCRIPTION High Pressure; 3/4" inlet tube; Incl. screen
1	Screen Assy.	67	224-11236	3/4" inlet tube
1	GASKETS Kit Gasket Set	67	260-1025	DESCRIPTION VINTAGE; Push rod cover gskt. not incl.
1	FREEZE PLUGS Brass Block Plug Kit	67	381-8021	DESCRIPTION VINTAGE
1	Steel Block Plug Kit	67	381-4028	
1	Brass Deep Cup Freeze Plug	67	381-9010	0.938" Diameter
1	Brass Deep Cup Freeze Plug	67	381-9026	1.953" Diameter
1	Steel Deep Cup Freeze Plug	67	381-3039	0.938" Diameter
1	Steel Deep Cup Freeze Plug	67	381-3042	1.953" Diameter
1	Steel Deep Cup Freeze Plug	67	381-3112	2.063" Diameter

GM Car (Incl. Buick, Cad., Chev., Olds., Pontiac)

200 326 5.3L (5343cc) OHV V8 (16 Valve) (Pontiac), 3.7188" Bore (GMC Eng.), 4 Bbl. "Eng. Code XR" 1967

QTY	TIMING	YEARS	PART NO.	DESCRIPTION
1	3 Piece Set	67	KT3-350S	VINTAGE; 223-305, 223-371 not sold separately; (1) 222-350; (1) 223-305; (1) 223-371
1	CAMSHAFT/LIFTER Camshaft	67	CS-187	DESCRIPTION VINTAGE; Hydraulic, (050) Duration at .050 Lobe Lift, 190 Exh., 190 Int., 111 Degrees Lobe Separation
1	Prelube		55-403 Std Only	1.5 oz. packet
1	Prelube		55-400 Std Only	4 oz. bottle; 1.5 oz. packet No. 55-403 also avail.
16	Lifter	67	HT-951 Std Only	Hyd.
16	Lifter, Bulk	67	HT-951B Std Only	Hyd.; Carton of 128
16	PUSH ROD Push Rod	67	RP-3164 Std-35-60	DESCRIPTION 8.6930" O.A.L.
16	Push Rod	67	RP-3213R Std Only	Chrome-Moly; 8.6900" O.A.L.
16	ROCKER PARTS Arm Assy.	67	R-848 Std Only	DESCRIPTION VINTAGE; Incl. arm & ball
16	Arm	67	R-848A Std Only	
8	VALVE Exhaust	67	V-1810 Std Only	DESCRIPTION VINTAGE; Chrome plated stem; 1.6400" Head Dia., 0.3410" Stem Dia., 4.9200" O.A.L.
8	Intake	67	V-1737 Std Only	VINTAGE; 1.9200" Head Dia., 0.3411" Stem Dia., 4.9420" O.A.L.
16	VALVE SPRING Spring	67	VS-651 Std Only	DESCRIPTION VINTAGE; Loc. Inner; 1.7600" Free Height
16	Spring	67	VS-665 Std Only	VINTAGE; Loc. Outer; 1.9400" Free Height
16	VALVE SEAL Valve Stem Seal	67	MV-1233C Std Only	DESCRIPTION O-Ring; (RBB) Rubber
16	Valve Stem Seal	67	ST-2092 Std Only	Positive type, Metal Clad; (RBB) Rubber
16	Valve Stem Seal	67	ST-2003 Std Only	Positive type; Installation requires valve guide machining; (RBB) Rubber
16	Valve Stem Seal Bulk	67	MV-1233 Std Only	O-Ring; Carton of 100; (RBB) Rubber
16	Valve Stem Seal Bulk	67	ST-2003BC Std Only	Positive type; Installation requires valve guide machining; Carton of 100; (RBB) Rubber
8	VALVE SEAT Seat	67	245-1750-2 Std Only	DESCRIPTION Loc. Exh.; 1.7550" OD, 1.5000" ID, 0.2160" Depth
8	Seat	67	245-1750-2N Std Only	Loc. Exh.; Premium Material; 1.7550" OD, 1.5000" ID, 0.2160" Depth
8	Seat	67	245-2000-1 Std Only	Loc. Int.; 2.0055" OD, 1.7500" ID, 0.2160" Depth
32	VALVE, MISC Keeper	67	VK-115A Std Only	DESCRIPTION 1 groove; Square cut key groove; Carton pack 24
32	Keeper	67	VK-115 Std Only	1 groove; Square cut key groove; Carton pack 32
32	Keeper	67	VK-115R Std Only	1 groove; Square cut key groove; Hardened
32	Keeper, Bulk	67	VK-115B Std Only	1 groove; Square cut key groove; Carton of 1000
16	Spring Insert	67	259-301A Std Only	VINTAGE; .060"; Carton of 100
8	PISTON Cast Piston	67	287P 30 30-40-60	DESCRIPTION VINTAGE; Cast; .9804" Pin Dia.; 2 Rings 5/64 Groove, 1 Ring 3/16 Groove, 1.711 CD, Flat Head w/4 valve reliefs - 9.2:1 C.R.; Use w/E265X ring set
8	Cast Piston - Individual	67	W287P 30 30-40-60	VINTAGE; Cast; .9804" Pin Dia.; 2 Rings 5/64 Groove, 1 Ring 3/16 Groove, 1.711 CD, Flat Head w/4 valve reliefs - 9.2:1 C.R.; Use w/E265X ring set
1	ENGINE BEARINGS Main Set	67	4040M Std-1-10-20-30	DESCRIPTION VINTAGE; Grooved upper main brgs.
1	Rod Set	67	8-1555CPA Std-10-20-30-40	VINTAGE
8	Rod Pair	67	1555CPA Std-10-20-30-40	VINTAGE
1	Cam Set	67	1220M Std Only	VINTAGE
1	OIL PUMP Oil Pump	67	224-43364S	DESCRIPTION High Pressure; 3/4" inlet tube; Incl. screen
1	Screen Assy.	67	224-11236	3/4" inlet tube
1	GASKETS Kit Gasket Set	67	260-1025	DESCRIPTION VINTAGE; Push rod cover gskt. not incl.
1	FREEZE PLUGS Brass Block Plug Kit	67	381-8021	DESCRIPTION VINTAGE
1	Steel Block Plug Kit	67	381-4028	
1	Brass Deep Cup Freeze Plug	67	381-9010	0.938" Diameter
1	Brass Deep Cup Freeze Plug	67	381-9026	1.953" Diameter
1	Steel Deep Cup Freeze Plug	67	381-3039	0.938" Diameter
1	Steel Deep Cup Freeze Plug	67	381-3042	1.953" Diameter
1	Steel Deep Cup Freeze Plug	67	381-3112	2.063" Diameter

VALVE TRAIN

VALVE TRAIN

BLOCK

BLOCK

GM Car (Incl. Buick, Cad., Chev., Olds., Pontiac)

326 5.3L (5343cc) OHV V8 (16 Valve) (Pontiac), 3.7188" Bore (GMC Eng.), 2 Bbl. "Eng. Code YJ" 1967 201

QTY	TIMING	YEARS	PART NO.	DESCRIPTION
1	3 Piece Set	67	KT3-350S	VINTAGE; 223-305, 223-371 not sold separately; (1) 222-350; (1) 223-305; (1) 223-371
1	CAMSHAFT/LIFTER Camshaft	67	CS-187	DESCRIPTION VINTAGE; Hydraulic, (050) Duration at .050 Lobe Lift, 190 Exh., 190 Int., 111 Degrees Lobe Separation
1	Prelube		55-403 Std Only	1.5 oz. packet
1	Prelube		55-400 Std Only	4 oz. bottle; 1.5 oz. packet No. 55-403 also avail.
16	Lifter	67	HT-951 Std Only	Hyd.
16	Lifter, Bulk	67	HT-951B Std Only	Hyd.; Carton of 128
16	PUSH ROD Push Rod	67	RP-3164 Std-35-60	DESCRIPTION 8.6930" O.A.L.
16	Push Rod	67	RP-3213R Std Only	Chrome-Moly; 8.6900" O.A.L.
16	ROCKER PARTS Arm Assy.	67	R-848 Std Only	DESCRIPTION VINTAGE; Incl. arm & ball
16	Arm	67	R-848A Std Only	
8	VALVE Exhaust	67	V-1810 Std Only	DESCRIPTION VINTAGE; Chrome plated stem; 1.6400" Head Dia., 0.3410" Stem Dia., 4.9200" O.A.L.
8	Intake	67	V-1737 Std Only	VINTAGE; 1.9200" Head Dia., 0.3411" Stem Dia., 4.9420" O.A.L.
16	VALVE SPRING Spring	67	VS-651 Std Only	DESCRIPTION VINTAGE; Loc. Inner; 1.7600" Free Height
16	Spring	67	VS-665 Std Only	VINTAGE; Loc. Outer; 1.9400" Free Height
16	VALVE SEAL Valve Stem Seal	67	MV-1233C Std Only	DESCRIPTION O-Ring; (RBB) Rubber
16	Valve Stem Seal	67	ST-2092 Std Only	Positive type, Metal Clad; (RBB) Rubber
16	Valve Stem Seal	67	ST-2003 Std Only	Positive type; Installation requires valve guide machining; (RBB) Rubber
16	Valve Stem Seal Bulk	67	MV-1233 Std Only	O-Ring; Carton of 100; (RBB) Rubber
16	Valve Stem Seal Bulk	67	ST-2003BC Std Only	Positive type; Installation requires valve guide machining; Carton of 100; (RBB) Rubber
8	VALVE SEAT Seat	67	245-1750-2 Std Only	DESCRIPTION Loc. Exh.; 1.7550" OD, 1.5000" ID, 0.2160" Depth
8	Seat	67	245-1750-2N Std Only	Loc. Exh.; Premium Material; 1.7550" OD, 1.5000" ID, 0.2160" Depth
8	Seat	67	245-2000-1 Std Only	Loc. Int.; 2.0055" OD, 1.7500" ID, 0.2160" Depth
32	VALVE, MISC Keeper	67	VK-115A Std Only	DESCRIPTION 1 groove; Square cut key groove; Carton pack 24
32	Keeper	67	VK-115 Std Only	1 groove; Square cut key groove; Carton pack 32
32	Keeper	67	VK-115R Std Only	1 groove; Square cut key groove; Hardened
32	Keeper, Bulk	67	VK-115B Std Only	1 groove; Square cut key groove; Carton of 1000
16	Spring Insert	67	259-301A Std Only	VINTAGE; .060"; Carton of 100
8	PISTON Cast Piston	67	287P 30 30-40-60	DESCRIPTION VINTAGE; Cast; .9804" Pin Dia.; 2 Rings 5/64 Groove, 1 Ring 3/16 Groove, 1.711 CD, Flat Head w/4 valve reliefs - 9.2:1 C.R.; Use w/E265X ring set
8	Cast Piston - Individual	67	W287P 30 30-40-60	VINTAGE; Cast; .9804" Pin Dia.; 2 Rings 5/64 Groove, 1 Ring 3/16 Groove, 1.711 CD, Flat Head w/4 valve reliefs - 9.2:1 C.R.; Use w/E265X ring set
1	ENGINE BEARINGS Main Set	67	4040M Std-1-10-20-30	DESCRIPTION VINTAGE; Grooved upper main brgs.
1	Rod Set	67	8-1555CPA Std-10-20-30-40	VINTAGE
8	Rod Pair	67	1555CPA Std-10-20-30-40	VINTAGE
1	Cam Set	67	1220M Std Only	
1	OIL PUMP Oil Pump	67	224-43364S	DESCRIPTION High Pressure; 3/4" inlet tube; Incl. screen
1	Screen Assy.	67	224-11236	3/4" inlet tube
1	GASKETS Kit Gasket Set	67	260-1025	DESCRIPTION VINTAGE; Push rod cover gskt. not incl.
1	FREEZE PLUGS Brass Block Plug Kit	67	381-8021	DESCRIPTION VINTAGE
1	Steel Block Plug Kit	67	381-4028	
1	Brass Deep Cup Freeze Plug	67	381-9010	0.938" Diameter
1	Brass Deep Cup Freeze Plug	67	381-9026	1.953" Diameter
1	Steel Deep Cup Freeze Plug	67	381-3039	0.938" Diameter
1	Steel Deep Cup Freeze Plug	67	381-3042	1.953" Diameter
1	Steel Deep Cup Freeze Plug	67	381-3112	2.063" Diameter

VALVE TRAIN

BLOCK

GM Car (Incl. Buick, Cad., Chev., Olds., Pontiac)

202 326 5.3L (5343cc) OHV V8 (16 Valve) (Pontiac), 3.7188" Bore (GMC Eng.), 4 Bbl. "Eng. Code YM" 1967

QTY	TIMING	YEARS	PART NO.	DESCRIPTION
1	3 Piece Set	67	KT3-350S	VINTAGE; 223-305, 223-371 not sold separately; (1) 222-350; (1) 223-305; (1) 223-371
1	CAMSHAFT/LIFTER Camshaft	67	CS-187	DESCRIPTION VINTAGE; Hydraulic, (050) Duration at .050 Lobe Lift, 190 Exh., 190 Int., 111 Degrees Lobe Separation
1	Prelube		55-403 Std Only	1.5 oz. packet
1	Prelube		55-400 Std Only	4 oz. bottle; 1.5 oz. packet No. 55-403 also avail.
16	Lifter	67	HT-951 Std Only	Hyd.
16	Lifter, Bulk	67	HT-951B Std Only	Hyd.; Carton of 128
16	PUSH ROD Push Rod	67	RP-3164 Std-35-60	DESCRIPTION 8.6930" O.A.L.
16	Push Rod	67	RP-3213R Std Only	Chrome-Moly; 8.6900" O.A.L.
16	ROCKER PARTS Arm Assy.	67	R-848 Std Only	DESCRIPTION VINTAGE; Incl. arm & ball
16	Arm	67	R-848A Std Only	
8	VALVE Exhaust	67	V-1810 Std Only	DESCRIPTION VINTAGE; Chrome plated stem; 1.6400" Head Dia., 0.3410" Stem Dia., 4.9200" O.A.L.
8	Intake	67	V-1737 Std Only	VINTAGE; 1.9200" Head Dia., 0.3411" Stem Dia., 4.9420" O.A.L.
16	VALVE SPRING Spring	67	VS-651 Std Only	DESCRIPTION VINTAGE; Loc. Inner; 1.7600" Free Height
16	Spring	67	VS-665 Std Only	VINTAGE; Loc. Outer; 1.9400" Free Height
16	VALVE SEAL Valve Stem Seal	67	MV-1233C Std Only	DESCRIPTION O-Ring; (RBB) Rubber
16	Valve Stem Seal	67	ST-2092 Std Only	Positive type, Metal Clad; (RBB) Rubber
16	Valve Stem Seal	67	ST-2003 Std Only	Positive type; Installation requires valve guide machining; (RBB) Rubber
16	Valve Stem Seal Bulk	67	MV-1233 Std Only	O-Ring; Carton of 100; (RBB) Rubber
16	Valve Stem Seal Bulk	67	ST-2003BC Std Only	Positive type; Installation requires valve guide machining; Carton of 100; (RBB) Rubber
8	VALVE SEAT Seat	67	245-1750-2 Std Only	DESCRIPTION Loc. Exh.; 1.7550" OD, 1.5000" ID, 0.2160" Depth
8	Seat	67	245-1750-2N Std Only	Loc. Exh.; Premium Material; 1.7550" OD, 1.5000" ID, 0.2160" Depth
8	Seat	67	245-2000-1 Std Only	Loc. Int.; 2.0055" OD, 1.7500" ID, 0.2160" Depth
32	VALVE, MISC Keeper	67	VK-115A Std Only	DESCRIPTION 1 groove; Square cut key groove; Carton pack 24
32	Keeper	67	VK-115 Std Only	1 groove; Square cut key groove; Carton pack 32
32	Keeper	67	VK-115R Std Only	1 groove; Square cut key groove; Hardened
32	Keeper, Bulk	67	VK-115B Std Only	1 groove; Square cut key groove; Carton of 1000
16	Spring Insert	67	259-301A Std Only	VINTAGE; .060"; Carton of 100
8	PISTON Cast Piston	67	287P 30 30-40-60	DESCRIPTION VINTAGE; Cast; .9804" Pin Dia.; 2 Rings 5/64 Groove, 1 Ring 3/16 Groove, 1.711 CD, Flat Head w/4 valve reliefs - 9.2:1 C.R.; Use w/E265X ring set
8	Cast Piston - Individual	67	W287P 30 30-40-60	VINTAGE; Cast; .9804" Pin Dia.; 2 Rings 5/64 Groove, 1 Ring 3/16 Groove, 1.711 CD, Flat Head w/4 valve reliefs - 9.2:1 C.R.; Use w/E265X ring set
1	ENGINE BEARINGS Main Set	67	4040M Std-1-10-20-30	DESCRIPTION VINTAGE; Grooved upper main brgs.
1	Rod Set	67	8-1555CPA Std-10-20-30-40	VINTAGE
8	Rod Pair	67	1555CPA Std-10-20-30-40	VINTAGE
1	Cam Set	67	1220M Std Only	VINTAGE
1	OIL PUMP Oil Pump	67	224-43364S	DESCRIPTION High Pressure; 3/4" inlet tube; Incl. screen
1	Screen Assy.	67	224-11236	3/4" inlet tube
1	GASKETS Kit Gasket Set	67	260-1025	DESCRIPTION VINTAGE; Push rod cover gskt. not incl.
1	FREEZE PLUGS Brass Block Plug Kit	67	381-8021	DESCRIPTION VINTAGE
1	Steel Block Plug Kit	67	381-4028	
1	Brass Deep Cup Freeze Plug	67	381-9010	0.938" Diameter
1	Brass Deep Cup Freeze Plug	67	381-9026	1.953" Diameter
1	Steel Deep Cup Freeze Plug	67	381-3039	0.938" Diameter
1	Steel Deep Cup Freeze Plug	67	381-3042	1.953" Diameter
1	Steel Deep Cup Freeze Plug	67	381-3112	2.063" Diameter

VALVE TRAIN

VALVE TRAIN

BLOCK

BLOCK

GM Car (Incl. Buick, Cad., Chev., Olds., Pontiac)

326 5.3L (5343cc) OHV V8 (16 Valve) (Pontiac), 3.7188" Bore (GMC Eng.), 2 Bbl. "Eng. Code YN" 1967-1965 203

QTY	TIMING	YEARS	PART NO.	DESCRIPTION
1	3 Piece Set	67-65	KT3-350S	VINTAGE; 223-305, 223-371 not sold separately; (1) 222-350; (1) 223-305; (1) 223-371
1	CAMSHAFT/LIFTER Camshaft	67-65	CS-187	DESCRIPTION VINTAGE; Hydraulic, (050) Duration at .050 Lobe Lift, 190 Exh., 190 Int., 111 Degrees Lobe Separation
1	Prelube		55-403 Std Only	1.5 oz. packet
1	Prelube		55-400 Std Only	4 oz. bottle; 1.5 oz. packet No. 55-403 also avail.
16	Lifter	67-65	HT-951 Std Only	Hyd.
16	Lifter, Bulk	67-65	HT-951B Std Only	Hyd.; Carton of 128
16	PUSH ROD Push Rod	67-65	RP-3164 Std-35-60	DESCRIPTION 8.6930" O.A.L.
16	Push Rod	67-65	RP-3213R Std Only	Chrome-Moly; 8.6900" O.A.L.
16	ROCKER PARTS Arm Assy.	67-65	R-848 Std Only	DESCRIPTION VINTAGE; Incl. arm & ball
16	Arm	67-65	R-848A Std Only	
8	VALVE Exhaust	67-65	V-1810 Std Only	DESCRIPTION VINTAGE; Chrome plated stem; 1.6400" Head Dia., 0.3410" Stem Dia., 4.9200" O.A.L.
8	Intake	67-65	V-1737 Std Only	VINTAGE; 1.9200" Head Dia., 0.3411" Stem Dia., 4.9420" O.A.L.
16	VALVE SPRING Spring	67-65	VS-651 Std Only	DESCRIPTION VINTAGE; Loc. Inner; 1.7600" Free Height
16	Spring	67-65	VS-665 Std Only	VINTAGE; Loc. Outer; 1.9400" Free Height
16	VALVE SEAL Valve Stem Seal	67-65	MV-1233C Std Only	DESCRIPTION O-Ring; (RBB) Rubber
16	Valve Stem Seal	67-65	ST-2092 Std Only	Positive type, Metal Clad; (RBB) Rubber
16	Valve Stem Seal	67-65	ST-2003 Std Only	Positive type; Installation requires valve guide machining; (RBB) Rubber
16	Valve Stem Seal Bulk	67-65	MV-1233 Std Only	O-Ring; Carton of 100; (RBB) Rubber
16	Valve Stem Seal Bulk	67-65	ST-2003BC Std Only	Positive type; Installation requires valve guide machining; Carton of 100; (RBB) Rubber
8	VALVE SEAT Seat	67-65	245-1750-2 Std Only	DESCRIPTION Loc. Exh.; 1.7550" OD, 1.5000" ID, 0.2160" Depth
8	Seat	67-65	245-1750-2N Std Only	Loc. Exh.; Premium Material; 1.7550" OD, 1.5000" ID, 0.2160" Depth
8	Seat	67-65	245-2000-1 Std Only	Loc. Int.; 2.0055" OD, 1.7500" ID, 0.2160" Depth
32	VALVE, MISC Keeper	67-65	VK-115A Std Only	DESCRIPTION 1 groove; Square cut key groove; Carton pack 24
32	Keeper	67-65	VK-115 Std Only	1 groove; Square cut key groove; Carton pack 32
32	Keeper	67-65	VK-115R Std Only	1 groove; Square cut key groove; Hardened
32	Keeper, Bulk	67-65	VK-115B Std Only	1 groove; Square cut key groove; Carton of 1000
16	Spring Insert	67-65	259-301A Std Only	VINTAGE; .060"; Carton of 100
8	PISTON Cast Piston	67-66	287P 30 30-40-60	DESCRIPTION VINTAGE; Cast; .9804" Pin Dia.; 2 Rings 5/64 Groove, 1 Ring 3/16 Groove, 1.711 CD, Flat Head w/4 valve reliefs - 9.2:1 C.R.; Use w/E265X ring set
8	Cast Piston - Individual	67-66	W287P 30 30-40-60	VINTAGE; Cast; .9804" Pin Dia.; 2 Rings 5/64 Groove, 1 Ring 3/16 Groove, 1.711 CD, Flat Head w/4 valve reliefs - 9.2:1 C.R.; Use w/E265X ring set
1	ENGINE BEARINGS Main Set	67-65	4040M Std-1-10-20-30	DESCRIPTION VINTAGE; Grooved upper main brgs.
1	Rod Set	67-65	8-1555CPA Std-10-20-30-40	VINTAGE
8	Rod Pair	67-65	1555CPA Std-10-20-30-40	VINTAGE
1	Cam Set	67-65	1220M Std Only	VINTAGE
1	OIL PUMP Oil Pump	67-65	224-43364S	DESCRIPTION High Pressure; 3/4" inlet tube; Incl. screen
1	Screen Assy.	67-65	224-11236	3/4" inlet tube
1	GASKETS Kit Gasket Set	67-65	260-1025	DESCRIPTION VINTAGE; Push rod cover gskt. not incl.
1	FREEZE PLUGS Brass Block Plug Kit	67-65	381-8021	DESCRIPTION VINTAGE
1	Steel Block Plug Kit	67-65	381-4028	
1	Brass Deep Cup Freeze Plug	67-65	381-9010	0.938" Diameter
1	Brass Deep Cup Freeze Plug	67-65	381-9026	1.953" Diameter
1	Steel Deep Cup Freeze Plug	67-65	381-3039	0.938" Diameter
1	Steel Deep Cup Freeze Plug	67-65	381-3042	1.953" Diameter
1	Steel Deep Cup Freeze Plug	67-65	381-3112	2.063" Diameter

GM Car (Incl. Buick, Cad., Chev., Olds., Pontiac)

204 326 5.3L (5343cc) OHV V8 (16 Valve) (Pontiac), 3.7188" Bore (GMC Eng.), 4 Bbl. "Eng. Code YP" 1967-1965

QTY	TIMING	YEARS	PART NO.	DESCRIPTION
1	3 Piece Set	67-65	KT3-350S	VINTAGE; 223-305, 223-371 not sold separately; (1) 222-350; (1) 223-305; (1) 223-371
1	CAMSHAFT/LIFTER Camshaft	67-65	CS-187	DESCRIPTION VINTAGE; Hydraulic, (050) Duration at .050 Lobe Lift, 190 Exh., 190 Int., 111 Degrees Lobe Separation
1	Prelube		55-403 Std Only	1.5 oz. packet
1	Prelube		55-400 Std Only	4 oz. bottle; 1.5 oz. packet No. 55-403 also avail.
16	Lifter	67-65	HT-951 Std Only	Hyd.
16	Lifter, Bulk	67-65	HT-951B Std Only	Hyd.; Carton of 128
16	PUSH ROD Push Rod	67-65	RP-3164 Std-35-60	DESCRIPTION 8.6930" O.A.L.
16	Push Rod	67-65	RP-3213R Std Only	Chrome-Moly; 8.6900" O.A.L.
16	ROCKER PARTS Arm Assy.	67-65	R-848 Std Only	DESCRIPTION VINTAGE; Incl. arm & ball
16	Arm	67-65	R-848A Std Only	
8	VALVE Exhaust	67-65	V-1810 Std Only	DESCRIPTION VINTAGE; Chrome plated stem; 1.6400" Head Dia., 0.3410" Stem Dia., 4.9200" O.A.L.
8	Intake	67-65	V-1737 Std Only	VINTAGE; 1.9200" Head Dia., 0.3411" Stem Dia., 4.9420" O.A.L.
16	VALVE SPRING Spring	67-65	VS-651 Std Only	DESCRIPTION VINTAGE; Loc. Inner; 1.7600" Free Height
16	Spring	67-65	VS-665 Std Only	VINTAGE; Loc. Outer; 1.9400" Free Height
16	VALVE SEAL Valve Stem Seal	67-65	MV-1233C Std Only	DESCRIPTION O-Ring; (RBB) Rubber
16	Valve Stem Seal	67-65	ST-2092 Std Only	Positive type, Metal Clad; (RBB) Rubber
16	Valve Stem Seal	67-65	ST-2003 Std Only	Positive type; Installation requires valve guide machining; (RBB) Rubber
16	Valve Stem Seal Bulk	67-65	MV-1233 Std Only	O-Ring; Carton of 100; (RBB) Rubber
16	Valve Stem Seal Bulk	67-65	ST-2003BC Std Only	Positive type; Installation requires valve guide machining; Carton of 100; (RBB) Rubber
8	VALVE SEAT Seat	67-65	245-1750-2 Std Only	DESCRIPTION Loc. Exh.; 1.7550" OD, 1.5000" ID, 0.2160" Depth
8	Seat	67-65	245-1750-2N Std Only	Loc. Exh.; Premium Material; 1.7550" OD, 1.5000" ID, 0.2160" Depth
8	Seat	67-65	245-2000-1 Std Only	Loc. Int.; 2.0055" OD, 1.7500" ID, 0.2160" Depth
32	VALVE, MISC Keeper	67-65	VK-115A Std Only	DESCRIPTION 1 groove; Square cut key groove; Carton pack 24
32	Keeper	67-65	VK-115 Std Only	1 groove; Square cut key groove; Carton pack 32
32	Keeper	67-65	VK-115R Std Only	1 groove; Square cut key groove; Hardened
32	Keeper, Bulk	67-65	VK-115B Std Only	1 groove; Square cut key groove; Carton of 1000
16	Spring Insert	67-65	259-301A Std Only	VINTAGE; .060"; Carton of 100
8	PISTON Cast Piston	67-66	287P 30 30-40-60	DESCRIPTION VINTAGE; Cast; .9804" Pin Dia.; 2 Rings 5/64 Groove, 1 Ring 3/16 Groove, 1.711 CD, Flat Head w/4 valve reliefs - 9.2:1 C.R.; Use w/E265X ring set
8	Cast Piston - Individual	67-66	W287P 30 30-40-60	VINTAGE; Cast; .9804" Pin Dia.; 2 Rings 5/64 Groove, 1 Ring 3/16 Groove, 1.711 CD, Flat Head w/4 valve reliefs - 9.2:1 C.R.; Use w/E265X ring set
1	ENGINE BEARINGS Main Set	67-65	4040M Std-1-10-20-30	DESCRIPTION VINTAGE; Grooved upper main brgs.
1	Rod Set	67-65	8-1555CPA Std-10-20-30-40	VINTAGE
8	Rod Pair	67-65	1555CPA Std-10-20-30-40	VINTAGE
1	Cam Set	67-65	1220M Std Only	VINTAGE
1	OIL PUMP Oil Pump	67-65	224-43364S	DESCRIPTION High Pressure; 3/4" inlet tube; Incl. screen
1	Screen Assy.	67-65	224-11236	3/4" inlet tube
1	GASKETS Kit Gasket Set	67-65	260-1025	DESCRIPTION VINTAGE; Push rod cover gskt. not incl.
1	FREEZE PLUGS Brass Block Plug Kit	67-65	381-8021	DESCRIPTION VINTAGE
1	Steel Block Plug Kit	67-65	381-4028	
1	Brass Deep Cup Freeze Plug	67-65	381-9010	0.938" Diameter
1	Brass Deep Cup Freeze Plug	67-65	381-9026	1.953" Diameter
1	Steel Deep Cup Freeze Plug	67-65	381-3039	0.938" Diameter
1	Steel Deep Cup Freeze Plug	67-65	381-3042	1.953" Diameter
1	Steel Deep Cup Freeze Plug	67-65	381-3112	2.063" Diameter

VALVE TRAIN

VALVE TRAIN

BLOCK

BLOCK

GM Car (Incl. Buick, Cad., Chev., Olds., Pontiac)

327 5.4L (5360cc) OHV V8 (16 Valve) (Chevrolet), 4" Bore (GMC Eng.), 2 Bbl. 1969-1967 205

QTY	TIMING	YEARS	PART NO.	DESCRIPTION
1	3 Piece Set	69-67	KT3-499S	Powdered Metal Crank Sprocket; w/.405" tooth width sprocket; (1) 222-499; (1) 223-390; (1) 223-391
1	3 Piece Set	68-67	KT3-163S	H/D; Incl. double rlr. type chain; (1) 222-163; (1) 223-288; (1) 223-289
1	Timing Chain	69-67	222-499	Use w/.405" tooth width sprocket; 46 Links
1	Timing Chain	68-67	222-163	H/D; Double rlr.; 58 Links
1	Crank Sprocket	69-67	223-391	Powdered metal; .405" tooth width sprocket; 18 Teeth
1	Crank Sprocket	68-67	223-289	H/D; Double row; 22 Teeth
1	Cam Sprocket	69-67	223-390	.405" tooth width sprocket; 36 Teeth
1	Cam Sprocket	69-67	223-390N	Nylon; .405" tooth width sprocket; 36 Teeth
1	Cam Sprocket	68-67	223-288	H/D; Double row; 44 Teeth
QTY	CAMSHAFT/LIFTER	YEARS	PART NO.	DESCRIPTION
1	Camshaft	69-67	CS-274	Hydraulic, (050) Duration at .050 Lobe Lift, 203 Exh., 194 Int., 112 Degrees Lobe Separation
1	Performance Cam	69-67	CS-1103R	Emissions Legal Cam; CARB E.O. No. D-292-1; Pro-1500 Perf. Cam; 0.42" Exh. Valve Lift, 0.398" Int. Valve Lift, Hydraulic, (050) Duration at .050 Lobe Lift, 204 Exh., 194 Int., 112 Degrees Lobe Separation
1	Performance Cam	69-67	CS-1014R	Emissions Legal Cam; CARB E.O. No. D-292-1; Pro-2000 Perf. Cam; 0.443" Exh. Valve Lift, 0.42" Int. Valve Lift, Hydraulic, (050) Duration at .050 Lobe Lift, 214 Exh., 204 Int., 112 Degrees Lobe Separation
1	Performance Cam	69-67	CS-1106R	Emissions Legal Cam; CARB E.O. No. D-292-1; Pro-3000 Perf. Cam; 0.465" Exh. Valve Lift, 0.443" Int. Valve Lift, Hydraulic, (050) Duration at .050 Lobe Lift, 224 Exh., 214 Int., 112 Degrees Lobe Separation
1	Prelube		55-403 Std Only	1.5 oz. packet
1	Prelube		55-400 Std Only	4 oz. bottle; 1.5 oz. packet No. 55-403 also avail.
16	Lifter	69-67	HT-817 Std Only	Hyd.
16	Lifter	69-67	AT-992 Std Only	Speed-Pro Mech.
16	Lifter, Bulk	69-67	HT-817B Std Only	Hyd.; Carton of 128
16	Lifter, Bulk	69-67	AT-992B Std Only	Speed-Pro Mech.; Carton of 128
QTY	CAM KIT	YEARS	PART NO.	DESCRIPTION
1	Cam/Lifter Kit	69-67	KC-1103R	Emissions Legal Cam; CARB E.O. No. D-292-1; Hyd.; Pro-1500 Perf. Cam; Duration at .050", 194 Int., 204 Exh.; Valve lift .398" Int., .420" Exh.; Lobe Separation 112 Degrees; (1) 55-403B; (1) CS-1103R; (16) HT-817
1	Cam/Lifter Kit	69-67	KC-1014R	Emissions Legal Cam; CARB E.O. No. D-292-1; Hyd.; Pro-2000 Perf. Cam; Duration at .050", 204 Int., 214 Exh.; Valve lift .420" Int., .443" Exh.; Lobe Separation 112 Degrees; (1) 55-403B; (1) CS-1014R; (16) HT-817
1	Cam/Lifter Kit	69-67	KC-1106R	Emissions Legal Cam; CARB E.O. No. D-292-1; Hyd.; Pro-3000 Perf. Cam; Duration at .050", 214 Int., 224 Exh.; Valve lift .443" Int., .465" Exh.; Lobe Separation 112 Degrees; (1) 55-403B; (1) CS-1106R; (16) HT-817
1	Cam/Lifter Kit	69-67	KC-274	Hyd.; (1) 55-403B; (1) CS-274; (16) HT-817
1	Cam/Lifter/Timing Kit	69-67	KCT-274	Hyd.; w/.405" tooth width sprocket; (1) 55-403B; (1) CS-274; (16) HT-817; (1) KT3-499S
QTY	PUSH ROD	YEARS	PART NO.	DESCRIPTION
16	Push Rod	69-67	RP-3093 Std Only	7.7940" O.A.L.
16	Push Rod	69-67	RP-3212R Std-100-150-200	Chrome-Moly; 7.7900" O.A.L.
16	Push Rod, Bulk	69-67	BRP-3093 Std Only	Carton of 100; 7.7940" O.A.L.
16	Push Rod, Bulk	69-67	BRP-3212R Std-100	Chrome-Moly; Carton of 100; 7.7900" O.A.L.
QTY	ROCKER PARTS	YEARS	PART NO.	DESCRIPTION
16	Arm Assy.	69-67	R-826 Std Only	Incl. arm, ball & nut
16	Arm Assy., Bulk	69-67	R-826B Std Only	Incl. arm, ball & nut; Carton of 64
16	Arm	69-67	R-826A Std Only	
16	Rocker Arm Ball	69-67	MR-1783 Std Only	
16	Nut	69-67	MR-1751 Std Only	Self-locking, 3/8" x 24 threads
16	Stud	69-67	MR-1752 Std Only	.003" O/S; 3/8" x 24 x 2.495"
16	Stud	69-67	MR-1949 Std Only	.372" x 24 x 2.495"
QTY	VALVE	YEARS	PART NO.	DESCRIPTION
8	Exhaust	69-67	V-1888X Std Only	Chrome plated stem; Stellite face; 1.5000" Head Dia., 0.3412" Stem Dia., 4.9230" O.A.L.
8	Exhaust	69-67	V-1199 Std-3-5-15-30	VINTAGE; 1.5000" Head Dia., 0.3415" Stem Dia., 4.9280" O.A.L.
8	Exhaust, Bulk	69-67	V-1199B Std Only	VINTAGE; Carton of 25; 1.5000" Head Dia., 0.3415" Stem Dia., 4.9280" O.A.L.
QTY	VALVE SPRING	YEARS	PART NO.	DESCRIPTION
16	Spring	69-67	VS-677 Std Only	Incl. damper; 2.0300" Free Height
16	Spring	69-67	VS-739R Std Only	Optional-H/D; 2.0000" Free Height
16	Spring, Bulk	69-67	VS-677B Std Only	Incl. damper; Carton of 250; 2.0300" Free Height

VALVE TRAIN

VALVE TRAIN

(continued on next page)

GM Car (Incl. Buick, Cad., Chev., Olds., Pontiac)

205 327 5.4L (5360cc) OHV V8 (16 Valve) (Chevrolet), 4" Bore (GMC Eng.), 2 Bbl. 1969-1967
(cont.)

QTY	VALVE SPRING (cont.)	YEARS	PART NO.	DESCRIPTION
16	Spring, Bulk	69-67	VS-739RB Std Only	Optional-H/D; Carton of 300; 2.0000" Free Height
QTY	VALVE SEAL	YEARS	PART NO.	DESCRIPTION
16	Valve Stem Seal	69-67	MV-1233C Std Only	O-Ring; (RBB) Rubber
16	Valve Stem Seal	69-67	ST-2001 Std Only	Use w/O.E. guide; Positive type; Installation requires valve guide machining; (RBBTF) Rubber/PTFE
16	Valve Stem Seal	69-67	MV-1903 Std Only	Use w/repair guide; Positive type; (RBB) Rubber
16	Valve Stem Seal Bulk	69-67	MV-1233 Std Only	O-Ring; Carton of 100; (RBB) Rubber
16	Valve Stem Seal Bulk	69-67	ST-2001BC Std Only	Use w/O.E. guide; Positive type; Installation requires valve guide machining; Carton of 100; (RBBTF) Rubber/PTFE
QTY	VALVE SEAT	YEARS	PART NO.	DESCRIPTION
8	Seat	69-67	245-1562-2 Std Only	Loc. Exh.; 1.5675" OD, 1.3125" ID, 0.2480" Depth
8	Seat	69-67	245-1562-2N Std Only	Loc. Exh.; Premium Material; 1.5675" OD, 1.3125" ID, 0.2480" Depth
8	Seat	69-67	245-2125-1 Std Only	Loc. Int.; Use w/V-1612; 2.1305" OD, 1.8125" ID, 0.2480" Depth
8	Seat	69-67	245-2062-1 Std Only	Loc. Int.; Use w/V-1756; 2.0680" OD, 1.8125" ID, 0.2480" Depth
QTY	VALVE, MISC	YEARS	PART NO.	DESCRIPTION
32	Keeper	69-67	VK-115A Std Only	1 groove; Square cut key groove; Carton pack 24
32	Keeper	69-67	VK-115 Std Only	1 groove; Square cut key groove; Carton pack 32
32	Keeper	69-67	VK-115R Std Only	1 groove; Square cut key groove; Hardened
32	Keeper, Bulk	69-67	VK-115B Std Only	1 groove; Square cut key groove; Carton of 1000
16	Spring Insert	69-67	259-203C Std Only	.015"; Carton of 100
16	Spring Insert	69-67	259-203B Std Only	.030"; Carton of 100
16	Spring Insert	69-67	259-203BRS Std Only	.030"; Carton of 500
16	Spring Insert	69-67	259-203A Std Only	.060"; Carton of 100
16	Spring Insert	69-67	259-203ARS Std Only	.060"; Carton of 500
8	Rotocap	69-67	RC-157S Std Only	Loc. Exh.
QTY	PISTON	YEARS	PART NO.	DESCRIPTION
8	Pin	69-67	P-2208 Std-3-5-0015	0.6200" Inside Dia., 0.9272" Outside Dia.
QTY	RINGS	YEARS	PART NO.	DESCRIPTION
1	Premium Set	69-67	E-251KC Std-20-30-40-60	2-5/64, 1-3/16; Premium Chrome
1	Premium Set	69-67	E-251K Std-10-20-30-40-60	2-5/64, 1-3/16; Premium Moly
1	Premium Set	69-67	R-9903 Std-20-30-60	2-5/64, 1-3/16; Speed-Pro plasma-moly Perf. ring set
1	Standard Set	69-67	E-251X Std-10-20-30-40-60-80	2-5/64, 1-3/16; Iron
8	Premium Single Cylinder Set	69	WE-251K Std-30-40-60	Exc. Chevrolet Bel Air Base; 2-5/64, 1-3/16; Premium Moly
8	Premium Single Cylinder Set	68-67	WE-251K Std-30-40-60	2-5/64, 1-3/16; Premium Moly
8	Standard Single Cylinder Set	69-67	WE-251X Std-30-40-60	2-5/64, 1-3/16; Iron
QTY	ENGINE BEARINGS	YEARS	PART NO.	DESCRIPTION
1	Main Set	69-68	4663M Std-1-2-10-20-30-40-60	
1	Main Set	69-68	6688M 10 10-20-30	.020" O/S length flange brg.
1	Main Set	69-68	4663MA Std-1-2-10-20-30-40-60	A-Series aluminum bearings
1	Main Set	69-68	7329MA 10 10-20	A-Series aluminum bearings; .010" O/S length flange brg.
1	Main Set	67	138M Std-1-1X-10	Performance; 3/4 grooved
1	Main Set	67	138M 1X Std-1-1X-10	Performance; 3/4 grooved; .001" Oversize ID
1	Main Set	67	994M Std-1-10-20-30-40	VINTAGE
1	Rod Set	69-68	8-2555CP Std-1-10-20-30-40-50	8-2555CA 60 avail. as unplated & resizeable; Overplated copper-lead alloy
1	Rod Set	69-68	8-2555A Std-1-10-20-30-40-50-60	A-Series aluminum bearings
1	Rod Set	69-68	8-2555A 10X2 10X2-20X2-30X2-40X2	A-Series aluminum bearings; Use in .002" O/S Rod Bore
1	Rod Set	69-68	8-2555CA 60 60	Unplated & resizeable
1	Rod Set	69-68	8-2555CP 10X2 + 10X2-20X2	Use in .002" O/S Rod Bore; Overplated copper-lead alloy; Superseded - When depleted use 8-2555A 10X2
1	Rod Set	67	8-7065CH Std-1-1X-10	Performance
1	Rod Set	67	8-2020CP Std-10-20-30-40	VINTAGE
8	Rod Pair	69-68	2555A Std-1-2-10-20-30-40-50-60	A-Series aluminum bearings
8	Rod Pair	69-68	2555CP Std-1-2-10-20-30-40-50	Overplated copper-lead alloy
8	Rod Pair	69-68	2555CA 60 60	Unplated & resizeable
8	Rod Pair	69-68	2555CP 10X2 + 10X2-20X2	Use in .002" O/S Rod Bore; Superseded - When depleted use 2555A 10X2
8	Rod Pair	67	2020CP Std-1-2-10-20-30-40-50	
1	Cam Set	69-67	1750M Std Only	2.030" housing bore
1	Cam Set	69-67	1235M Std-1-10	Babbitt material; Full round design
1	Cam Set	69-67	1749M Std Only	Bi-Metal Aluminum

(continued on next page)

GM Car (Incl. Buick, Cad., Chev., Olds., Pontiac)

327 5.4L (5360cc) OHV V8 (16 Valve) (Chevrolet), 4" Bore (GMC Eng.), 2 Bbl. 1969-1967 205
(cont.)

	ENGINE BEARINGS	YEARS	PART NO.	DESCRIPTION
BLOCK	QTY (cont.)			
	1	69-67	2100M Std Only	Race Performance
	QTY			
	1	69-67	224-4146	5/8" inlet
	1	69-67	224-4146A	High Pressure; 5/8" inlet
	1	69-67	224-4143	High Volume, check pan for clearance; 5/8" inlet; Use shaft w/steel guide
	1	69-67	224-6146E	Has steel shaft guide; Eliminates nylon shaft guide
	1	69-67	224-6146	Use w/nylon shaft guide
	1	69-67	224-43343	Nylon
	1	69-67	224-1246	5/8" inlet tube
QTY	GASKETS	YEARS	PART NO.	DESCRIPTION
1	Kit Gasket Set	69-67	260-1079	Premium set; Hi-Perf.; Header gskts. incl.; Complete set
1	Kit Gasket Set	69-67	260-1000	VINTAGE; Head bolts not incl.
1	Kit Gasket Set	69-67	260-1000AT	VINTAGE; Head bolts not incl.; PermaDryPlus® valve cover & oil pan gskts. incl.; PermaDryPlus® water outlet gskt. incl.
2	Head Bolt Set	69-67	260-2500 Std Only	Replacement recommended
QTY	FREEZE PLUGS	YEARS	PART NO.	DESCRIPTION
1	Brass Block Plug Kit	69-68	381-8007	
1	Steel Block Plug Kit	69-67	381-4011	
1	Brass Deep Cup Freeze Plug	69-68	381-9001	VINTAGE; 1.625" Diameter
1	Steel Deep Cup Freeze Plug	69-68	381-3095	0.500" Diameter
1	Steel Deep Cup Freeze Plug	69-67	381-3095	0.500" Diameter
1	Steel Deep Cup Freeze Plug	69-67	381-3041	1.625" Diameter
1	Steel Shallow Cup Freeze Plug	69-68	381-2078	2.109" Diameter
1	Steel Shallow Cup Freeze Plug	69-67	381-2078	2.109" Diameter

327 5.4L (5360cc) OHV V8 (16 Valve) (Chevrolet), 4" Bore (GMC Eng.), 2-4 Bbl. 1965-1962 206

	TIMING	YEARS	PART NO.	DESCRIPTION	
VALVE TRAIN	1	65-62	KT3-489S	VINTAGE; (1) 222-489; (1) 223-261; (1) 223-262	
	1	65-62	222-489	VINTAGE; 46 Links	
	1	65-62	223-262	VINTAGE; 18 Teeth	
	1	65-62	223-261	VINTAGE; 36 Teeth	
	QTY	CAMSHAFT/LIFTER	YEARS	PART NO.	DESCRIPTION
	1	Performance Cam	65-62	CS-1103R	Emissions Legal Cam; CARB E.O. No. D-292-1; Pro-1500 Perf. Cam; 0.42" Exh. Valve Lift, 0.398" Int. Valve Lift, Hydraulic, (050) Duration at .050 Lobe Lift, 204 Exh., 194 Int., 112 Degrees Lobe Separation
	1	Performance Cam	65-62	CS-1014R	Emissions Legal Cam; CARB E.O. No. D-292-1; Pro-2000 Perf. Cam; 0.443" Exh. Valve Lift, 0.42" Int. Valve Lift, Hydraulic, (050) Duration at .050 Lobe Lift, 214 Exh., 204 Int., 112 Degrees Lobe Separation
	1	Performance Cam	65-62	CS-1106R	Emissions Legal Cam; CARB E.O. No. D-292-1; Pro-3000 Perf. Cam; 0.465" Exh. Valve Lift, 0.443" Int. Valve Lift, Hydraulic, (050) Duration at .050 Lobe Lift, 224 Exh., 214 Int., 112 Degrees Lobe Separation
	1	Prelube		55-403 Std Only	1.5 oz. packet
	1	Prelube		55-400 Std Only	4 oz. bottle; 1.5 oz. packet No. 55-403 also avail.
16	Lifter	65-62	HT-817 Std Only	Hyd.	
16	Lifter	65-62	AT-992 Std Only	Speed-Pro Mech.	
16	Lifter, Bulk	65-62	HT-817B Std Only	Hyd.; Carton of 128	
16	Lifter, Bulk	65-62	AT-992B Std Only	Speed-Pro Mech.; Carton of 128	
QTY	CAM KIT	YEARS	PART NO.	DESCRIPTION	
1	Cam/Lifter Kit	65-62	KC-1103R	Emissions Legal Cam; CARB E.O. No. D-292-1; Hyd.; Pro-1500 Perf. Cam; Duration at .050", 194 Int., 204 Exh.; Valve lift .398" Int., .420" Exh.; Lobe Separation 112 Degrees; (1) 55-403B; (1) CS-1103R; (16) HT-817	
1	Cam/Lifter Kit	65-62	KC-1014R	Emissions Legal Cam; CARB E.O. No. D-292-1; Hyd.; Pro-2000 Perf. Cam; Duration at .050", 204 Int., 214 Exh.; Valve lift .420" Int., .443" Exh.; Lobe Separation 112 Degrees; (1) 55-403B; (1) CS-1014R; (16) HT-817	
1	Cam/Lifter Kit	65-62	KC-1106R	Emissions Legal Cam; CARB E.O. No. D-292-1; Hyd.; Pro-3000 Perf. Cam; Duration at .050", 214 Int., 224 Exh.; Valve lift .443" Int., .465" Exh.; Lobe Separation 112 Degrees; (1) 55-403B; (1) CS-1106R; (16) HT-817	
QTY	PUSH ROD	YEARS	PART NO.	DESCRIPTION	
16	Push Rod	65-62	RP-3093 Std Only	7.7940" O.A.L.	
16	Push Rod	65-62	RP-3212R Std-100-150-200	Chrome-Moly; 7.7900" O.A.L.	
16	Push Rod, Bulk	65-62	BRP-3093 Std Only	Carton of 100; 7.7940" O.A.L.	

(continued on next page)

GM Car (Incl. Buick, Cad., Chev., Olds., Pontiac)

206 327 5.4L (5360cc) OHV V8 (16 Valve) (Chevrolet), 4" Bore (GMC Eng.), 2-4 Bbl. 1965-1962
(cont.)

QTY	PUSH ROD (cont.)	YEARS	PART NO.	DESCRIPTION
16	Push Rod, Bulk	65-62	BRP-3212R Std-100	Chrome-Moly; Carton of 100; 7.7900" O.A.L.
QTY	ROCKER PARTS	YEARS	PART NO.	DESCRIPTION
16	Arm Assy.	65-62	R-826 Std Only	Incl. arm, ball & nut
16	Arm Assy., Bulk	65-62	R-826B Std Only	Incl. arm, ball & nut; Carton of 64
16	Arm	65-62	R-826A Std Only	
16	Rocker Arm Ball	65-62	MR-1783 Std Only	
16	Nut	65-62	MR-1751 Std Only	Self-locking, 3/8" x 24 threads
16	Stud	65-62	MR-1752 Std Only	.003" O/S; 3/8" x 24 x 2.495"
16	Stud	65-62	MR-1949 Std Only	.372" x 24 x 2.495"
QTY	VALVE	YEARS	PART NO.	DESCRIPTION
8	Exhaust	65-62	V-1888X Std Only	Chrome plated stem; Stellite face; 1.5000" Head Dia., 0.3412" Stem Dia., 4.9230" O.A.L.
8	Exhaust	65	V-1755 Std-15	VINTAGE; Chrome plated stem; 1.6000" Head Dia., 0.3415" Stem Dia., 4.9030" O.A.L.
8	Exhaust	64-62	V-1199 Std-3-5-15-30	VINTAGE; 1.5000" Head Dia., 0.3415" Stem Dia., 4.9280" O.A.L.
8	Exhaust, Bulk	64-62	V-1199B Std Only	VINTAGE; Carton of 25; 1.5000" Head Dia., 0.3415" Stem Dia., 4.9280" O.A.L.
8	Intake	65	V-1756 Std-15	Chrome plated stem; 2.0200" Head Dia., 0.3415" Stem Dia., 4.8800" O.A.L.
8	Intake	65-62	V-1612 Std-3	VINTAGE; 1.9400" Head Dia., 0.3410" Stem Dia., 4.8800" O.A.L.
8	Intake, Bulk	65	V-1756B 15 15	Chrome plated stem; Carton of 25; 2.0200" Head Dia., 0.3565" Stem Dia., 4.8800" O.A.L.
QTY	VALVE SPRING	YEARS	PART NO.	DESCRIPTION
16	Spring	65-62	VS-521 Std Only	Incl. damper; 2.1090" Free Height
QTY	VALVE SEAL	YEARS	PART NO.	DESCRIPTION
16	Valve Stem Seal	65-62	MV-1233C Std Only	O-Ring; (RBB) Rubber
16	Valve Stem Seal	65-62	ST-2001 Std Only	Use w/O.E. guide; Positive type; Installation requires valve guide machining; (RBBTF) Rubber/PTFE
16	Valve Stem Seal	65-62	MV-1903 Std Only	Use w/repair guide; Positive type; (RBB) Rubber
16	Valve Stem Seal Bulk	65-62	MV-1233 Std Only	O-Ring; Carton of 100; (RBB) Rubber
16	Valve Stem Seal Bulk	65-62	ST-2001BC Std Only	Use w/O.E. guide; Positive type; Installation requires valve guide machining; Carton of 100; (RBBTF) Rubber/PTFE
QTY	VALVE SEAT	YEARS	PART NO.	DESCRIPTION
8	Seat	65-62	245-1812-3 Std Only	Loc. Int.; Use w/V-1200; 1.8175" OD, 1.5000" ID, 0.2160" Depth
8	Seat	65-62	245-2125-1 Std Only	Loc. Int.; Use w/V-1612 & V-1756; 2.1305" OD, 1.8125" ID, 0.2480" Depth
8	Seat	65-62	245-2062-1 Std Only	Loc. Int.; Use w/V-1756; 2.0680" OD, 1.8125" ID, 0.2480" Depth
QTY	VALVE, MISC	YEARS	PART NO.	DESCRIPTION
32	Keeper	65-62	VK-115A Std Only	1 groove; Square cut key groove; Carton pack 24
32	Keeper	65-62	VK-115 Std Only	1 groove; Square cut key groove; Carton pack 32
32	Keeper	65-62	VK-115R Std Only	1 groove; Square cut key groove; Hardened
32	Keeper, Bulk	65-62	VK-115B Std Only	1 groove; Square cut key groove; Carton of 1000
16	Spring Insert	65-62	259-203C Std Only	.015"; Carton of 100
16	Spring Insert	65-62	259-203B Std Only	.030"; Carton of 100
16	Spring Insert	65-62	259-203BRS Std Only	.030"; Carton of 500
16	Spring Insert	65-62	259-203A Std Only	.060"; Carton of 100
16	Spring Insert	65-62	259-203ARS Std Only	.060"; Carton of 500
8	Rotocap	65-62	RC-157S Std Only	Loc. Exh.
QTY	PISTON	YEARS	PART NO.	DESCRIPTION
8	POWERFORGED	65-62	L-2166NF Std-20-30-40-60	Powerforged; 0.9272" Pin Dia.; 2 Rings 5/64 Groove, 1 Ring 3/16 Groove, 1.675 CD, .125 dome, 2 reliefs; DUROSHIELD® skirt coated piston
8	POWERFORGED Piston-Individual	65-62	WL-2166NF Std-20-30-40-60	Powerforged; 0.9272" Pin Dia.; 2 Rings 5/64 Groove, 1 Ring 3/16 Groove, 1.675 CD, .125 dome, 2 reliefs; DUROSHIELD® skirt coated piston
1	POWERFORGED Piston Set w/Rings	65-62	8KL2166NF 30 30-40-60	Powerforged
8	Pin	65-62	P-2208 Std-3-5-0015	0.6200" Inside Dia., 0.9272" Outside Dia.
QTY	RINGS	YEARS	PART NO.	DESCRIPTION
1	Premium Set	65-62	E-251KC Std-20-30-40-60	2-5/64, 1-3/16; Premium Chrome
1	Premium Set	65-62	E-251K Std-10-20-30-40-60	2-5/64, 1-3/16; Premium Moly
1	Premium Set	65-62	R-9903 Std-20-30-60	2-5/64, 1-3/16; Speed-Pro plasma-moly Perf. ring set
1	Standard Set	65-62	E-251X Std-10-20-30-40-60-80	2-5/64, 1-3/16; Iron
8	Premium Single Cylinder Set	65-62	WE-251K Std-30-40-60	2-5/64, 1-3/16; Premium Moly
8	Standard Single Cylinder Set	65-62	WE-251X Std-30-40-60	2-5/64, 1-3/16; Iron

VALVE TRAIN

VALVE TRAIN

BLOCK

BLOCK

(continued on next page)

GM Car (Incl. Buick, Cad., Chev., Olds., Pontiac)

327 5.4L (5360cc) OHV V8 (16 Valve) (Chevrolet), 4" Bore (GMC Eng.), 2-4 Bbl. 1965-1962 206
(cont.)

	QTY	ENGINE BEARINGS	YEARS	PART NO.	DESCRIPTION	
BLOCK	1	Main Set	65-62	138M Std-1-1X-10	Performance; 3/4 grooved	
	1	Main Set	65-62	138M 1X Std-1-1X-10	Performance; 3/4 grooved; .001" Oversize ID	
	1	Main Set	65-62	994M Std-1-10-20-30-40	VINTAGE	
	1	Rod Set	65-62	8-7065CH Std-1-1X-10	Performance	
	1	Rod Set	65-62	8-2020CP Std-10-20-30-40	VINTAGE	
	8	Rod Pair	65-62	2020CP Std-1-2-10-20-30-40-50		
	1	Cam Set	65-64	1750M Std Only	2.030" housing bore	
	1	Cam Set	65-64	1235M Std-1-10	Babbitt material; Full round design	
	1	Cam Set	65-64	1749M Std Only	Bi-Metal Aluminum	
	1	Cam Set	65-64	2100M Std Only	Race Performance	
	1	Cam Set	63-62	1145M Std Only	VINTAGE; Babbitt material; Full round design	
		QTY	OIL PUMP	YEARS	PART NO.	DESCRIPTION
		1	Oil Pump	65-62	224-4146	5/8" inlet
		1	Oil Pump	65-62	224-4146A	High Pressure; 5/8" inlet
		1	Oil Pump	65-62	224-4143	High Volume, check pan for clearance; 5/8" inlet; Use shaft w/steel guide
	1	Inter. Shaft	65-62	224-6146E	Has steel shaft guide; Eliminates nylon shaft guide	
	1	Inter. Shaft	65-62	224-6146	Use w/nylon shaft guide	
	1	Oil Pump Shaft Guide	65-62	224-43343	Nylon	
	1	Screen Assy.	65	224-1246	5/8" inlet tube	
	1	Screen Assy.	64-62	224-1146	VINTAGE; 5/8" inlet	
	QTY	GASKETS	YEARS	PART NO.	DESCRIPTION	
	1	Kit Gasket Set	65-62	260-1079	Premium set; Hi-Perf.; Header gskts. incl.; Complete set	
	1	Kit Gasket Set	65-62	260-1000	VINTAGE; Head bolts not incl.	
	1	Kit Gasket Set	65-62	260-1000AT	VINTAGE; Head bolts not incl.; PermaDryPlus® valve cover & oil pan gskts. incl.; PermaDryPlus® water outlet gskt. incl.	
	2	Head Bolt Set	65-62	260-2500 Std Only	Replacement recommended	
	QTY	FREEZE PLUGS	YEARS	PART NO.	DESCRIPTION	
	1	Steel Block Plug Kit	65-62	381-4011		
	1	Steel Deep Cup Freeze Plug	65-62	381-3095	0.500" Diameter	
	1	Steel Deep Cup Freeze Plug	65-62	381-3041	1.625" Diameter	
	1	Steel Shallow Cup Freeze Plug	65-62	381-2078	2.109" Diameter	

327 5.4L (5360cc) OHV V8 (16 Valve) (Chevrolet), 4" Bore (GMC Eng.), 4 Bbl. 1968-1962 207

	QTY	TIMING	YEARS	PART NO.	DESCRIPTION
VALVE TRAIN	1	3 Piece Set	68	KT3-163S	Chevrolet Bel Air Base, Biscayne Base, Caprice Base, Chevelle 300, 300 Deluxe, Concours, Malibu, Nomad, Chevy II Nova, Corvette Base, Impala Base; H/D; Incl. double rlr. type chain; (1) 222-163; (1) 223-288; (1) 223-289
	1	3 Piece Set	68-67	KT3-499S	Powdered Metal Crank Sprocket; w/.405" tooth width sprocket; (1) 222-499; (1) 223-390; (1) 223-391
	1	3 Piece Set	68	KT3-489S	Chevrolet Chevelle 300 Deluxe, Concours; VINTAGE; L/D; (1) 222-489; (1) 223-261; (1) 223-262
	1	3 Piece Set	67	KT3-163S	Exc. Chevrolet Camaro Base, Chevelle SS I Pontiac Acadian Base, Beaumont Base, Laurentian Base, Parisienne Base, Strato-Chief Base; H/D; Incl. double rlr. type chain; (1) 222-163; (1) 223-288; (1) 223-289
	1	3 Piece Set	66	KT3-163S	Exc. Chevrolet Chevelle SS I Pontiac Acadian Base, Beaumont Base, Laurentian Base, Parisienne Base, Strato-Chief Base; H/D; Incl. double rlr. type chain; (1) 222-163; (1) 223-288; (1) 223-289
	1	3 Piece Set	66-62	KT3-489S	VINTAGE; (1) 222-489; (1) 223-261; (1) 223-262
	1	3 Piece Set	65	KT3-163S	Exc. Pontiac Acadian Base, Beaumont Base, Laurentian Base, Parisienne Base, Strato-Chief Base; H/D; Incl. double rlr. type chain; (1) 222-163; (1) 223-288; (1) 223-289
	1	3 Piece Set	64	KT3-163S	Chevrolet Bel Air Base, Biscayne Base, Chevelle Base, Corvette Base, Impala Base, Malibu Base; H/D; Incl. double rlr. type chain; (1) 222-163; (1) 223-288; (1) 223-289
	1	3 Piece Set	63-62	KT3-163S	Exc. Pontiac Laurentian Base, Parisienne Base, Strato-Chief Base; H/D; Incl. double rlr. type chain; (1) 222-163; (1) 223-288; (1) 223-289
	1	Timing Chain	68	222-163	Chevrolet Bel Air Base, Biscayne Base, Caprice Base, Chevelle 300, 300 Deluxe, Concours, Malibu, Nomad, Chevy II Nova, Corvette Base, Impala Base; H/D; Double rlr.; 58 Links
	1	Timing Chain	68-67	222-499	Use w/.405" tooth width sprocket; 46 Links

(continued on next page)

GM Car (Incl. Buick, Cad., Chev., Olds., Pontiac)

207 327 5.4L (5360cc) OHV V8 (16 Valve) (Chevrolet), 4" Bore (GMC Eng.), 4 Bbl. 1968-1962
(cont.)

QTY	TIMING (cont.)	YEARS	PART NO.	DESCRIPTION
1	Timing Chain	68	222-489	Chevrolet Chevelle 300 Deluxe, Concours; VINTAGE; 46 Links
1	Timing Chain	67	222-163	Exc. Chevrolet Camaro Base, Chevelle SS Pontiac Acadian Base, Beaumont Base, Laurentian Base, Parisienne Base, Strato-Chief Base; H/D; Double rlr.; 58 Links
1	Timing Chain	66	222-163	Exc. Chevrolet Chevelle SS Pontiac Acadian Base, Beaumont Base, Laurentian Base, Parisienne Base, Strato-Chief Base; H/D; Double rlr.; 58 Links
1	Timing Chain	66-62	222-489	VINTAGE; 46 Links
1	Timing Chain	65	222-163	Exc. Pontiac Acadian Base, Beaumont Base, Laurentian Base, Parisienne Base, Strato-Chief Base; H/D; Double rlr.; 58 Links
1	Timing Chain	64	222-163	Chevrolet Bel Air Base, Biscayne Base, Chevelle Base, Corvette Base, Impala Base, Malibu Base; H/D; Double rlr.; 58 Links
1	Timing Chain	63-62	222-163	Exc. Pontiac Laurentian Base, Parisienne Base, Strato-Chief Base; H/D; Double rlr.; 58 Links
1	Crank Sprocket	68	223-289	Chevrolet Bel Air Base, Biscayne Base, Caprice Base, Chevelle 300, 300 Deluxe, Concours, Malibu, Nomad, Chevy II Nova, Corvette Base, Impala Base; H/D; Double row; 22 Teeth
1	Crank Sprocket	68-67	223-391	Powdered metal; .405" tooth width sprocket; 18 Teeth
1	Crank Sprocket	68	223-262	Chevrolet Chevelle 300 Deluxe, Concours; VINTAGE; 18 Teeth
1	Crank Sprocket	67	223-289	Exc. Chevrolet Camaro Base, Chevelle SS Pontiac Acadian Base, Beaumont Base, Laurentian Base, Parisienne Base, Strato-Chief Base; H/D; Double row; 22 Teeth
1	Crank Sprocket	66	223-289	Exc. Chevrolet Chevelle SS Pontiac Acadian Base, Beaumont Base, Laurentian Base, Parisienne Base, Strato-Chief Base; H/D; Double row; 22 Teeth
1	Crank Sprocket	66-62	223-262	VINTAGE; 18 Teeth
1	Crank Sprocket	65	223-289	Exc. Pontiac Acadian Base, Beaumont Base, Laurentian Base, Parisienne Base, Strato-Chief Base; H/D; Double row; 22 Teeth
1	Crank Sprocket	64	223-289	Chevrolet Bel Air Base, Biscayne Base, Chevelle Base, Corvette Base, Impala Base, Malibu Base; H/D; Double row; 22 Teeth
1	Crank Sprocket	63-62	223-289	Exc. Pontiac Laurentian Base, Parisienne Base, Strato-Chief Base; H/D; Double row; 22 Teeth
1	Cam Sprocket	68-67	223-390	.405" tooth width sprocket; 36 Teeth
1	Cam Sprocket	68	223-288	Chevrolet Bel Air Base, Biscayne Base, Caprice Base, Chevelle 300, 300 Deluxe, Concours, Malibu, Nomad, Chevy II Nova, Corvette Base, Impala Base; H/D; Double row; 44 Teeth
1	Cam Sprocket	68-67	223-390N	Nylon; .405" tooth width sprocket; 36 Teeth
1	Cam Sprocket	68	223-261	Chevrolet Chevelle 300 Deluxe, Concours; VINTAGE; 36 Teeth
1	Cam Sprocket	67	223-288	Exc. Chevrolet Camaro Base, Chevelle SS Pontiac Acadian Base, Beaumont Base, Laurentian Base, Parisienne Base, Strato-Chief Base; H/D; Double row; 44 Teeth
1	Cam Sprocket	66	223-288	Exc. Chevrolet Chevelle SS Pontiac Acadian Base, Beaumont Base, Laurentian Base, Parisienne Base, Strato-Chief Base; H/D; Double row; 44 Teeth
1	Cam Sprocket	66-62	223-261	VINTAGE; 36 Teeth
1	Cam Sprocket	65	223-288	Exc. Pontiac Acadian Base, Beaumont Base, Laurentian Base, Parisienne Base, Strato-Chief Base; H/D; Double row; 44 Teeth
1	Cam Sprocket	64	223-288	Chevrolet Bel Air Base, Biscayne Base, Chevelle Base, Corvette Base, Impala Base, Malibu Base; H/D; Double row; 44 Teeth
1	Cam Sprocket	63-62	223-288	Exc. Pontiac Laurentian Base, Parisienne Base, Strato-Chief Base; H/D; Double row; 44 Teeth
QTY	CAMSHAFT/LIFTER	YEARS	PART NO.	DESCRIPTION
1	Performance Cam	68-62	CS-1103R	Emissions Legal Cam; CARB E.O. No. D-292-1; Pro-1500 Perf. Cam; 0.42" Exh. Valve Lift, 0.398" Int. Valve Lift, Hydraulic, (050) Duration at .050 Lobe Lift, 204 Exh., 194 Int., 112 Degrees Lobe Separation
1	Performance Cam	68-62	CS-1014R	Emissions Legal Cam; CARB E.O. No. D-292-1; Pro-2000 Perf. Cam; 0.443" Exh. Valve Lift, 0.42" Int. Valve Lift, Hydraulic, (050) Duration at .050 Lobe Lift, 214 Exh., 204 Int., 112 Degrees Lobe Separation

VALVE TRAIN

VALVE TRAIN

(continued on next page)

GM Car (Incl. Buick, Cad., Chev., Olds., Pontiac)

327 5.4L (5360cc) OHV V8 (16 Valve) (Chevrolet), 4" Bore (GMC Eng.), 4 Bbl. 1968-1962 **207**
(cont.)

QTY	CAMSHAFT/LIFTER	YEARS	PART NO.	DESCRIPTION
1	(cont.) Performance Cam	68-62	CS-1106R	Emissions Legal Cam; CARB E.O. No. D-292-1; Pro-3000 Perf. Cam; 0.465" Exh. Valve Lift, 0.443" Int. Valve Lift, Hydraulic, (050) Duration at .050 Lobe Lift, 224 Exh., 214 Int., 112 Degrees Lobe Separation
1	Prelube		55-403 Std Only	1.5 oz. packet
1	Prelube		55-400 Std Only	4 oz. bottle; 1.5 oz. packet No. 55-403 also avail.
16	Lifter	68-62	HT-817 Std Only	Hyd.
16	Lifter	68-62	AT-992 Std Only	Speed-Pro Mech.
16	Lifter, Bulk	68-62	HT-817B Std Only	Hyd.; Carton of 128
16	Lifter, Bulk	68-62	AT-992B Std Only	Speed-Pro Mech.; Carton of 128
QTY	CAM KIT	YEARS	PART NO.	DESCRIPTION
1	Cam/Lifter Kit	68-62	KC-1103R	Emissions Legal Cam; CARB E.O. No. D-292-1; Hyd.; Pro-1500 Perf. Cam; Duration at .050", 194 Int., 204 Exh.; Valve lift .398" Int., .420" Exh.; Lobe Separation 112 Degrees; (1) 55-403B; (1) CS-1103R; (16) HT-817
1	Cam/Lifter Kit	68-62	KC-1014R	Emissions Legal Cam; CARB E.O. No. D-292-1; Hyd.; Pro-2000 Perf. Cam; Duration at .050", 204 Int., 214 Exh.; Valve lift .420" Int., .443" Exh.; Lobe Separation 112 Degrees; (1) 55-403B; (1) CS-1014R; (16) HT-817
1	Cam/Lifter Kit	68-62	KC-1106R	Emissions Legal Cam; CARB E.O. No. D-292-1; Hyd.; Pro-3000 Perf. Cam; Duration at .050", 214 Int., 224 Exh.; Valve lift .443" Int., .465" Exh.; Lobe Separation 112 Degrees; (1) 55-403B; (1) CS-1106R; (16) HT-817
QTY	PUSH ROD	YEARS	PART NO.	DESCRIPTION
16	Push Rod	68-62	RP-3093 Std Only	7.7940" O.A.L.
16	Push Rod	68-62	RP-3212R Std-100-150-200	Chrome-Moly; 7.7900" O.A.L.
16	Push Rod, Bulk	68-62	BRP-3093 Std Only	Carton of 100; 7.7940" O.A.L.
16	Push Rod, Bulk	68-62	BRP-3212R Std-100	Chrome-Moly; Carton of 100; 7.7900" O.A.L.
QTY	ROCKER PARTS	YEARS	PART NO.	DESCRIPTION
16	Arm Assy.	68-62	R-826 Std Only	Incl. arm, ball & nut
16	Arm Assy., Bulk	68-62	R-826B Std Only	Incl. arm, ball & nut; Carton of 64
16	Arm	68-62	R-826A Std Only	
16	Rocker Arm Ball	68-62	MR-1783 Std Only	
16	Nut	68-62	MR-1751 Std Only	Self-locking, 3/8" x 24 threads
16	Stud	68-62	MR-1752 Std Only	.003" O/S; 3/8" x 24 x 2.495"
16	Stud	68-62	MR-1949 Std Only	.372" x 24 x 2.495"
QTY	VALVE	YEARS	PART NO.	DESCRIPTION
8	Exhaust	68-62	V-1888X Std Only	Chrome plated stem; Stellite face; 1.5000" Head Dia., 0.3412" Stem Dia., 4.9230" O.A.L.
8	Exhaust	64-62	V-1199 Std-3-5-15-30	VINTAGE; 1.5000" Head Dia., 0.3415" Stem Dia., 4.9280" O.A.L.
8	Exhaust, Bulk	64-62	V-1199B Std Only	VINTAGE; Carton of 25; 1.5000" Head Dia., 0.3415" Stem Dia., 4.9280" O.A.L.
QTY	VALVE SPRING	YEARS	PART NO.	DESCRIPTION
16	Spring	68-67	VS-677 Std Only	Incl. damper; 2.0300" Free Height
16	Spring	68-67	VS-739R Std Only	Optional-H/D; 2.0000" Free Height
16	Spring	66-62	VS-521 Std Only	Incl. damper; 2.1090" Free Height
16	Spring, Bulk	68-67	VS-677B Std Only	Incl. damper; Carton of 250; 2.0300" Free Height
16	Spring, Bulk	68-67	VS-739RB Std Only	Optional-H/D; Carton of 300; 2.0000" Free Height
QTY	VALVE SEAL	YEARS	PART NO.	DESCRIPTION
16	Valve Stem Seal	68-62	MV-1233C Std Only	O-Ring; (RBB) Rubber
16	Valve Stem Seal	68-62	ST-2001 Std Only	Use w/O.E. guide; Positive type; Installation requires valve guide machining; (RBBTF) Rubber/PTFE
16	Valve Stem Seal	68-62	MV-1903 Std Only	Use w/repair guide; Positive type; (RBB) Rubber
16	Valve Stem Seal Bulk	68-62	MV-1233 Std Only	O-Ring; Carton of 100; (RBB) Rubber
16	Valve Stem Seal Bulk	68-62	ST-2001BC Std Only	Use w/O.E. guide; Positive type; Installation requires valve guide machining; Carton of 100; (RBBTF) Rubber/PTFE
QTY	VALVE SEAT	YEARS	PART NO.	DESCRIPTION
8	Seat	68-66	245-2125-1 Std Only	Loc. Int.; Use w/V-1612; 2.1305" OD, 1.8125" ID, 0.2480" Depth
8	Seat	68-62	245-2062-1 Std Only	Loc. Int.; Use w/V-1756; 2.0680" OD, 1.8125" ID, 0.2480" Depth
8	Seat	65-62	245-1812-3 Std Only	Loc. Int.; Use w/V-1200; 1.8175" OD, 1.5000" ID, 0.2160" Depth
8	Seat	65-62	245-2125-1 Std Only	Loc. Int.; Use w/V-1612 & V-1756; 2.1305" OD, 1.8125" ID, 0.2480" Depth
QTY	VALVE, MISC	YEARS	PART NO.	DESCRIPTION
32	Keeper	68-62	VK-115A Std Only	1 groove; Square cut key groove; Carton pack 24
32	Keeper	68-62	VK-115 Std Only	1 groove; Square cut key groove; Carton pack 32

VALVE TRAIN

VALVE TRAIN

(continued on next page)

GM Car (Incl. Buick, Cad., Chev., Olds., Pontiac)

207 327 5.4L (5360cc) OHV V8 (16 Valve) (Chevrolet), 4" Bore (GMC Eng.), 4 Bbl. 1968-1962
(cont.)

QTY	VALVE, MISC (cont.)	YEARS	PART NO.	DESCRIPTION
32	Keeper	68-62	VK-115R Std Only	1 groove; Square cut key groove; Hardened
32	Keeper, Bulk	68-62	VK-115B Std Only	1 groove; Square cut key groove; Carton of 1000
16	Spring Insert	68-62	259-203C Std Only	.015"; Carton of 100
16	Spring Insert	68-62	259-203B Std Only	.030"; Carton of 100
16	Spring Insert	68-62	259-203BRS Std Only	.030"; Carton of 500
16	Spring Insert	68-62	259-203A Std Only	.060"; Carton of 100
16	Spring Insert	68-62	259-203ARS Std Only	.060"; Carton of 500
8	Rotocap	68-62	RC-157S Std Only	Loc. Exh.
QTY	PISTON	YEARS	PART NO.	DESCRIPTION
8	Cast Piston	68-62	310NP + Std-20-30-60	Cast; .9274" Pin Dia.; 2 Rings 5/64 Groove, 1 Ring 3/16 Groove, 1.654 CD, Flat Head w/4 valve reliefs; Superseded - When depleted use 310AP VINTAGE
8	Cast Piston	68-62	310AP Std-20-30-40-60	
8	Cast Piston - Individual	68-62	W310AP Std-30-40-60	
8	Cast Piston - Individual	68-62	W310NP 20 20	.9274" Pin Dia.; 2 Rings 5/64 Groove, 1 Ring 3/16 Groove, 1.654 CD, Flat Head w/4 valve reliefs
8	POWERFORGED	68-62	L-2165F Std-20-30-40-60	Powerforged; 0.9275" Pin Dia.; 2 Rings 5/64 Groove, 1 Ring 3/16 Groove, 1.671 CD, Flat, 4 reliefs; DUROSHIELD® skirt coated piston
8	POWERFORGED Piston-Individual	68-62	WL-2165F Std-20-30-40-60	Powerforged; 0.9275" Pin Dia.; 2 Rings 5/64 Groove, 1 Ring 3/16 Groove, 1.671 CD, Flat, 4 reliefs; DUROSHIELD® skirt coated piston
1	POWERFORGED Piston Set w/Rings	68-62	8KL2165F 30 30-40-60	Powerforged; 0.9265" Pin Dia.; 2 Rings 5/64 Groove, 1 Ring 3/16 Groove, 1.671 CD, Flat Head w/4 valve reliefs. DUROSHIELD® skirt coated piston.
8	Pin	68-62	P-2208 Std-3-5-0015	0.6200" Inside Dia., 0.9272" Outside Dia.
QTY	RINGS	YEARS	PART NO.	DESCRIPTION
1	Premium Set	68-62	E-251KC Std-20-30-40-60	2-5/64, 1-3/16; Premium Chrome
1	Premium Set	68-62	E-251K Std-10-20-30-40-60	2-5/64, 1-3/16; Premium Moly
1	Premium Set	68-62	R-9903 Std-20-30-60	2-5/64, 1-3/16; Speed-Pro plasma-moly Perf. ring set
1	Standard Set	68-62	E-251X Std-10-20-30-40-60-80	2-5/64, 1-3/16; Iron
8	Premium Single Cylinder Set	68-62	WE-251K Std-30-40-60	2-5/64, 1-3/16; Premium Moly
8	Standard Single Cylinder Set	68-62	WE-251X Std-30-40-60	2-5/64, 1-3/16; Iron
QTY	ENGINE BEARINGS	YEARS	PART NO.	DESCRIPTION
1	Main Set	68	4663M Std-1-2-10-20-30-40-60	
1	Main Set	68	6688M 10 10-20-30	.020" O/S length flange brg.
1	Main Set	68	4663MA Std-1-2-10-20-30-40-60	A-Series aluminum bearings
1	Main Set	68	7329MA 10 10-20	A-Series aluminum bearings; .010" O/S length flange brg.
1	Main Set	67-62	138M Std-1-1X-10	Performance; 3/4 grooved
1	Main Set	67-62	138M 1X Std-1-1X-10	Performance; 3/4 grooved; .001" Oversize ID
1	Main Set	67-62	994M Std-1-10-20-30-40	VINTAGE
1	Rod Set	68	8-2555CP Std-1-10-20-30-40-50	8-2555CA 60 avail. as unplated & resizeable; Overplated copper-lead alloy
1	Rod Set	68	8-2555A Std-1-10-20-30-40-50-60	A-Series aluminum bearings
1	Rod Set	68	8-2555A 10X2 10X2-20X2-30X2-40X2	A-Series aluminum bearings; Use in .002" O/S Rod Bore
1	Rod Set	68	8-2555CA 60 60	Unplated & resizeable
1	Rod Set	68	8-2555CP 10X2 + 10X2-20X2	Use in .002" O/S Rod Bore; Overplated copper-lead alloy; Superseded - When depleted use 8-2555A 10X2
1	Rod Set	67-62	8-7065CH Std-1-1X-10	Performance
1	Rod Set	67-62	8-2020CP Std-10-20-30-40	VINTAGE
8	Rod Pair	68	2555A Std-1-2-10-20-30-40-50-60	A-Series aluminum bearings
8	Rod Pair	68	2555CP Std-1-2-10-20-30-40-50	Overplated copper-lead alloy
8	Rod Pair	68	2555CA 60 60	Unplated & resizeable
8	Rod Pair	68	2555CP 10X2 + 10X2-20X2	Use in .002" O/S Rod Bore; Superseded - When depleted use 2555A 10X2
8	Rod Pair	67-62	2020CP Std-1-2-10-20-30-40-50	
1	Cam Set	68-64	1750M Std Only	2.030" housing bore
1	Cam Set	68-64	1235M Std-1-10	Babbitt material; Full round design
1	Cam Set	68-64	1749M Std Only	Bi-Metal Aluminum
1	Cam Set	68-64	2100M Std Only	Race Performance
1	Cam Set	63-62	1145M Std Only	VINTAGE; Babbitt material; Full round design
QTY	OIL PUMP	YEARS	PART NO.	DESCRIPTION
1	Oil Pump	68-67	224-4146	5/8" inlet
1	Oil Pump	68-67	224-4146A	High Pressure; 5/8" inlet

KCOCB

BLOCK

(continued on next page)

GM Car (Incl. Buick, Cad., Chev., Olds., Pontiac)

327 5.4L (5360cc) OHV V8 (16 Valve) (Chevrolet), 4" Bore (GMC Eng.), 4 Bbl. 1968-1962 207
(cont.)

	QTY	OIL PUMP (cont.)	YEARS	PART NO.	DESCRIPTION
BLOCK	1	Oil Pump	68-62	224-4143	High Volume, check pan for clearance; 5/8" inlet; Use shaft w/steel guide
	1	Oil Pump	67-65	224-4149	Chevrolet Chevy II Base, Nova Base Pontiac Acadian Base; VINTAGE; w/shallow sump oil pan
	1	Oil Pump	66-65	224-4146	Exc. Chevrolet Chevy II Base, Nova Base Pontiac Acadian Base; 5/8" inlet
	1	Oil Pump	66-65	224-4146A	Exc. Chevrolet Chevy II Base, Nova Base Pontiac Acadian Base; High Pressure; 5/8" inlet
	1	Oil Pump	64-62	224-4146	5/8" inlet
	1	Oil Pump	64-62	224-4146A	High Pressure; 5/8" inlet
	1	Inter. Shaft	68-62	224-6146E	Has steel shaft guide; Eliminates nylon shaft guide
	1	Inter. Shaft	68-67	224-6146	Use w/nylon shaft guide
	1	Inter. Shaft	66-65	224-6146	Exc. Chevrolet Chevy II Base, Nova Base Pontiac Acadian Base; Use w/nylon shaft guide
	1	Inter. Shaft	64-62	224-6146	Use w/nylon shaft guide
	1	Oil Pump Shaft Guide	68-62	224-43343	Nylon
	1	Screen Assy.	68-67	224-1246	5/8" inlet tube
	1	Screen Assy.	66-65	224-1246	Exc. Chevrolet Chevy II Base, Nova Base Pontiac Acadian Base; 5/8" inlet tube
	1	Screen Assy.	64-62	224-1146	VINTAGE; 5/8" inlet
		QTY	GASKETS	YEARS	PART NO.
	1	Kit Gasket Set	68-62	260-1079	Premium set; Hi-Perf.; Header gskts. incl.; Complete set
	1	Kit Gasket Set	68-62	260-1000	VINTAGE; Head bolts not incl.
	1	Kit Gasket Set	68-62	260-1000AT	VINTAGE; Head bolts not incl.; PermaDryPlus® valve cover & oil pan gskts. incl.; PermaDryPlus® water outlet gskt. incl.
	2	Head Bolt Set	68-62	260-2500 Std Only	Replacement recommended
	QTY	FREEZE PLUGS	YEARS	PART NO.	DESCRIPTION
	1	Brass Block Plug Kit	68	381-8007	
	1	Steel Block Plug Kit	68-62	381-4011	
	1	Brass Deep Cup Freeze Plug	68	381-9001	VINTAGE; 1.625" Diameter
	1	Steel Deep Cup Freeze Plug	68	381-3095	0.500" Diameter
	1	Steel Deep Cup Freeze Plug	68-62	381-3095	0.500" Diameter
	1	Steel Deep Cup Freeze Plug	68-62	381-3041	1.625" Diameter
	1	Steel Shallow Cup Freeze Plug	68	381-2078	2.109" Diameter
	1	Steel Shallow Cup Freeze Plug	68-62	381-2078	2.109" Diameter

327 5.4L (5360cc) OHV V8 (16 Valve) (Chevrolet), 4" Bore (GMC Eng.), MFI 1965-1962 208

	QTY	TIMING	YEARS	PART NO.	DESCRIPTION	
VALVE TRAIN	1	3 Piece Set	65-62	KT3-163S	H/D; Incl. double rlr. type chain; (1) 222-163; (1) 223-288; (1) 223-289	
	1	3 Piece Set	65-62	KT3-489S	VINTAGE; (1) 222-489; (1) 223-261; (1) 223-262	
	1	Timing Chain	65-62	222-163	H/D; Double rlr.; 58 Links	
	1	Timing Chain	65-62	222-489	VINTAGE; 46 Links	
	1	Crank Sprocket	65-62	223-289	H/D; Double row; 22 Teeth	
	1	Crank Sprocket	65-62	223-262	VINTAGE; 18 Teeth	
	1	Cam Sprocket	65-62	223-288	H/D; Double row; 44 Teeth	
	1	Cam Sprocket	65-62	223-261	VINTAGE; 36 Teeth	
		QTY	CAMSHAFT/LIFTER	YEARS	PART NO.	DESCRIPTION
		1	Performance Cam	65-62	CS-1103R	Emissions Legal Cam; CARB E.O. No. D-292-1; Pro-1500 Perf. Cam; 0.42" Exh. Valve Lift, 0.398" Int. Valve Lift, Hydraulic, (050) Duration at .050 Lobe Lift, 204 Exh., 194 Int., 112 Degrees Lobe Separation
		1	Performance Cam	65-62	CS-1014R	Emissions Legal Cam; CARB E.O. No. D-292-1; Pro-2000 Perf. Cam; 0.443" Exh. Valve Lift, 0.42" Int. Valve Lift, Hydraulic, (050) Duration at .050 Lobe Lift, 214 Exh., 204 Int., 112 Degrees Lobe Separation
		1	Performance Cam	65-62	CS-1106R	Emissions Legal Cam; CARB E.O. No. D-292-1; Pro-3000 Perf. Cam; 0.465" Exh. Valve Lift, 0.443" Int. Valve Lift, Hydraulic, (050) Duration at .050 Lobe Lift, 224 Exh., 214 Int., 112 Degrees Lobe Separation
		1	Prelube		55-403 Std Only	1.5 oz. packet
		1	Prelube		55-400 Std Only	4 oz. bottle; 1.5 oz. packet No. 55-403 also avail.
		16	Lifter	65-62	HT-817 Std Only	Hyd.
	16	Lifter	65-62	AT-992 Std Only	Speed-Pro Mech.	
	16	Lifter, Bulk	65-62	HT-817B Std Only	Hyd.; Carton of 128	
	16	Lifter, Bulk	65-62	AT-992B Std Only	Speed-Pro Mech.; Carton of 128	

(continued on next page)

GM Car (Incl. Buick, Cad., Chev., Olds., Pontiac)

208 327 5.4L (5360cc) OHV V8 (16 Valve) (Chevrolet), 4" Bore (GMC Eng.), MFI 1965-1962
(cont.)

QTY	CAM KIT	YEARS	PART NO.	DESCRIPTION
1	Cam/Lifter Kit	65-62	KC-1103R	Emissions Legal Cam; CARB E.O. No. D-292-1; Hyd.; Pro-1500 Perf. Cam; Duration at .050", 194 Int., 204 Exh.; Valve lift .398" Int., .420" Exh.; Lobe Separation 112 Degrees; (1) 55-403B; (1) CS-1103R; (16) HT-817
1	Cam/Lifter Kit	65-62	KC-1014R	Emissions Legal Cam; CARB E.O. No. D-292-1; Hyd.; Pro-2000 Perf. Cam; Duration at .050", 204 Int., 214 Exh.; Valve lift .420" Int., .443" Exh.; Lobe Separation 112 Degrees; (1) 55-403B; (1) CS-1014R; (16) HT-817
1	Cam/Lifter Kit	65-62	KC-1106R	Emissions Legal Cam; CARB E.O. No. D-292-1; Hyd.; Pro-3000 Perf. Cam; Duration at .050", 214 Int., 224 Exh.; Valve lift .443" Int., .465" Exh.; Lobe Separation 112 Degrees; (1) 55-403B; (1) CS-1106R; (16) HT-817
QTY	PUSH ROD	YEARS	PART NO.	DESCRIPTION
16	Push Rod	65-62	RP-3093 Std Only	7.7940" O.A.L.
16	Push Rod	65-62	RP-3212R Std-100-150-200	Chrome-Moly; 7.7900" O.A.L.
16	Push Rod, Bulk	65-62	BRP-3093 Std Only	Carton of 100; 7.7940" O.A.L.
16	Push Rod, Bulk	65-62	BRP-3212R Std-100	Chrome-Moly; Carton of 100; 7.7900" O.A.L.
QTY	ROCKER PARTS	YEARS	PART NO.	DESCRIPTION
16	Arm Assy.	65-62	R-826 Std Only	Incl. arm, ball & nut
16	Arm Assy., Bulk	65-62	R-826B Std Only	Incl. arm, ball & nut; Carton of 64
16	Arm	65-62	R-826A Std Only	
16	Rocker Arm Ball	65-62	MR-1783 Std Only	
16	Nut	65-62	MR-1751 Std Only	Self-locking, 3/8" x 24 threads
16	Stud	65-62	MR-1752 Std Only	.003" O/S; 3/8" x 24 x 2.495"
16	Stud	65-62	MR-1949 Std Only	.372" x 24 x 2.495"
QTY	VALVE	YEARS	PART NO.	DESCRIPTION
8	Exhaust	65-62	V-1888X Std Only	Chrome plated stem; Stellite face; 1.5000" Head Dia., 0.3412" Stem Dia., 4.9230" O.A.L.
8	Exhaust	65	V-1755 Std-15	VINTAGE; Chrome plated stem; 1.6000" Head Dia., 0.3415" Stem Dia., 4.9030" O.A.L.
8	Exhaust	64-62	V-1199 Std-3-5-15-30	VINTAGE; 1.5000" Head Dia., 0.3415" Stem Dia., 4.9280" O.A.L.
8	Exhaust, Bulk	64-62	V-1199B Std Only	VINTAGE; Carton of 25; 1.5000" Head Dia., 0.3415" Stem Dia., 4.9280" O.A.L.
8	Intake	65	V-1756 Std-15	Chrome plated stem; 2.0200" Head Dia., 0.3415" Stem Dia., 4.8800" O.A.L.
8	Intake	65-62	V-1612 Std-3	VINTAGE; 1.9400" Head Dia., 0.3410" Stem Dia., 4.8800" O.A.L.
8	Intake, Bulk	65	V-1756B 15 15	Chrome plated stem; Carton of 25; 2.0200" Head Dia., 0.3565" Stem Dia., 4.8800" O.A.L.
QTY	VALVE SPRING	YEARS	PART NO.	DESCRIPTION
16	Spring	65-62	VS-521 Std Only	Incl. damper; 2.1090" Free Height
QTY	VALVE SEAL	YEARS	PART NO.	DESCRIPTION
16	Valve Stem Seal	65-62	MV-1233C Std Only	O-Ring; (RBB) Rubber
16	Valve Stem Seal	65-62	ST-2001 Std Only	Use w/O.E. guide; Positive type; Installation requires valve guide machining; (RBBTF) Rubber/PTFE
16	Valve Stem Seal	65-62	MV-1903 Std Only	Use w/repair guide; Positive type; (RBB) Rubber
16	Valve Stem Seal Bulk	65-62	MV-1233 Std Only	O-Ring; Carton of 100; (RBB) Rubber
16	Valve Stem Seal Bulk	65-62	ST-2001BC Std Only	Use w/O.E. guide; Positive type; Installation requires valve guide machining; Carton of 100; (RBBTF) Rubber/PTFE
QTY	VALVE SEAT	YEARS	PART NO.	DESCRIPTION
8	Seat	65-62	245-1812-3 Std Only	Loc. Int.; Use w/V-1200; 1.8175" OD, 1.5000" ID, 0.2160" Depth
8	Seat	65-62	245-2125-1 Std Only	Loc. Int.; Use w/V-1612 & V-1756; 2.1305" OD, 1.8125" ID, 0.2480" Depth
8	Seat	65-62	245-2062-1 Std Only	Loc. Int.; Use w/V-1756; 2.0680" OD, 1.8125" ID, 0.2480" Depth
QTY	VALVE, MISC	YEARS	PART NO.	DESCRIPTION
32	Keeper	65-62	VK-115A Std Only	1 groove; Square cut key groove; Carton pack 24
32	Keeper	65-62	VK-115 Std Only	1 groove; Square cut key groove; Carton pack 32
32	Keeper	65-62	VK-115R Std Only	1 groove; Square cut key groove; Hardened
32	Keeper, Bulk	65-62	VK-115B Std Only	1 groove; Square cut key groove; Carton of 1000
16	Spring Insert	65-62	259-203C Std Only	.015"; Carton of 100
16	Spring Insert	65-62	259-203B Std Only	.030"; Carton of 100
16	Spring Insert	65-62	259-203BRS Std Only	.030"; Carton of 500
16	Spring Insert	65-62	259-203A Std Only	.060"; Carton of 100
16	Spring Insert	65-62	259-203ARS Std Only	.060"; Carton of 500
8	Rotocap	65-62	RC-157S Std Only	Loc. Exh.

VALVE TRAIN

VALVE TRAIN

(continued on next page)

GM Car (Incl. Buick, Cad., Chev., Olds., Pontiac)

327 5.4L (5360cc) OHV V8 (16 Valve) (Chevrolet), 4" Bore (GMC Eng.), MFI 1965-1962 208
(cont.)

QTY	PISTON	YEARS	PART NO.	DESCRIPTION
8	POWERFORGED	65-62	L-2166NF Std-20-30-40-60	Powerforged; 0.9272" Pin Dia.; 2 Rings 5/64 Groove, 1 Ring 3/16 Groove, 1.675 CD, .125 dome, 2 reliefs; DUROSHIELD® skirt coated piston
8	POWERFORGED Piston-Individual	65-62	WL-2166NF Std-20-30-40-60	Powerforged; 0.9272" Pin Dia.; 2 Rings 5/64 Groove, 1 Ring 3/16 Groove, 1.675 CD, .125 dome, 2 reliefs; DUROSHIELD® skirt coated piston
1	POWERFORGED Piston Set w/Rings	65-62	8KL2166NF 30 30-40-60	Powerforged
8	Pin	65-62	P-2208 Std-3-5-0015	0.6200" Inside Dia., 0.9272" Outside Dia.
QTY	RINGS	YEARS	PART NO.	DESCRIPTION
1	Premium Set	65-62	E-251KC Std-20-30-40-60	2-5/64, 1-3/16; Premium Chrome
1	Premium Set	65-62	E-251K Std-10-20-30-40-60	2-5/64, 1-3/16; Premium Moly
1	Premium Set	65-62	R-9903 Std-20-30-60	2-5/64, 1-3/16; Speed-Pro plasma-moly Perf. ring set
1	Standard Set	65-62	E-251X Std-10-20-30-40-60-80	2-5/64, 1-3/16; Iron
8	Premium Single Cylinder Set	65-62	WE-251K Std-30-40-60	2-5/64, 1-3/16; Premium Moly
8	Standard Single Cylinder Set	65-62	WE-251X Std-30-40-60	2-5/64, 1-3/16; Iron
QTY	ENGINE BEARINGS	YEARS	PART NO.	DESCRIPTION
1	Main Set	65-62	138M Std-1-1X-10	Performance; 3/4 grooved
1	Main Set	65-62	138M 1X Std-1-1X-10	Performance; 3/4 grooved; .001" Oversize ID
1	Main Set	65-62	994M Std-1-10-20-30-40	VINTAGE
1	Rod Set	65-62	8-7065CH Std-1-1X-10	Performance
1	Rod Set	65-62	8-2020CP Std-10-20-30-40	VINTAGE
8	Rod Pair	65-62	2020CP Std-1-2-10-20-30-40-50	
1	Cam Set	65-64	1750M Std Only	2.030" housing bore
1	Cam Set	65-64	1235M Std-1-10	Babbitt material; Full round design
1	Cam Set	65-64	1749M Std Only	Bi-Metal Aluminum
1	Cam Set	65-64	2100M Std Only	Race Performance
1	Cam Set	63-62	1145M Std Only	VINTAGE; Babbitt material; Full round design
QTY	OIL PUMP	YEARS	PART NO.	DESCRIPTION
1	Oil Pump	65-62	224-4146	5/8" inlet
1	Oil Pump	65-62	224-4146A	High Pressure; 5/8" inlet
1	Oil Pump	65-62	224-4143	High Volume, check pan for clearance; 5/8" inlet; Use shaft w/steel guide
1	Inter. Shaft	65-62	224-6146E	Has steel shaft guide; Eliminates nylon shaft guide
1	Inter. Shaft	65-62	224-6146	Use w/nylon shaft guide
1	Oil Pump Shaft Guide	65-62	224-43343	Nylon
1	Screen Assy.	65	224-1246	5/8" inlet tube
1	Screen Assy.	64-62	224-1146	VINTAGE; 5/8" inlet
QTY	GASKETS	YEARS	PART NO.	DESCRIPTION
1	Kit Gasket Set	65-62	260-1079	Premium set; Hi-Perf.; Header gskts. incl.; Complete set
2	Head Bolt Set	65-62	260-2500 Std Only	Replacement recommended
QTY	FREEZE PLUGS	YEARS	PART NO.	DESCRIPTION
1	Steel Block Plug Kit	65-62	381-4011	
1	Steel Deep Cup Freeze Plug	65-62	381-3095	0.500" Diameter
1	Steel Deep Cup Freeze Plug	65-62	381-3041	1.625" Diameter
1	Steel Shallow Cup Freeze Plug	65-62	381-2078	2.109" Diameter

330 5.4L (5409cc) OHV V8 (16 Valve) (Oldsmobile), 3.9375" Bore (GMC Eng.), 2 Bbl. "Eng. Code T" 209
1965-1964

QTY	TIMING	YEARS	PART NO.	DESCRIPTION
1	3 Piece Set	65-64	KT3-498SA3	(1) 222-498; (1) 223-348; (1) 223-349
1	Timing Set w/Gaskets	65-64	CTS-1005	
1	Timing Chain	65-64	222-498	48 Links
1	Crank Sprocket	65-64	223-349	18 Teeth
1	Cam Sprocket	65-64	223-348	36 Teeth
QTY	CAMSHAFT/LIFTER	YEARS	PART NO.	DESCRIPTION
16	Lifter	65-64	HT-951 Std Only	Hyd.
16	Lifter, Bulk	65-64	HT-951B Std Only	Hyd.; Carton of 128
QTY	PUSH ROD	YEARS	PART NO.	DESCRIPTION
16	Push Rod	65	RP-3182 Std Only	.3125" dia.; 8.2800" O.A.L.
16	Push Rod	64	RP-3174 Std Only	VINTAGE; To Eng. No. 034275; 8.2340" O.A.L.
16	Push Rod, Bulk	65	BRP-3182 Std Only	.3125" dia.; Carton of 100; 8.2800" O.A.L.
16	Push Rod, Bulk	64	BRP-3174 Std Only	VINTAGE; To Eng. No. 034275; Carton of 100; 8.2340" O.A.L.
QTY	VALVE	YEARS	PART NO.	DESCRIPTION
8	Exhaust	65-64	V-1770 Std Only	VINTAGE; 1.5620" Head Dia., 0.3422" Stem Dia., 4.7280" O.A.L.

(continued on next page)

GM Car (Incl. Buick, Cad., Chev., Olds., Pontiac)

**209 330 5.4L (5409cc) OHV V8 (16 Valve) (Oldsmobile), 3.9375" Bore (GMC Eng.), 2 Bbl. "Eng. Code T"
(cont.) 1965-1964**

	QTY	VALVE (cont.)	YEARS	PART NO.	DESCRIPTION
VALVE TRAIN	8	Intake	65-64	V-1773 Std Only	VINTAGE; 1.8760" Head Dia., 0.3425" Stem Dia., 4.7382" O.A.L.
	16	Guide	65-64	VG-5038 Std Only	0.3430" ID, 2.1200" O.A.L
	16	Guide, Bulk	65-64	VG-5038B Std Only	Carton of 50; 0.3430" ID, 2.1200" O.A.L
	16	VALVE SPRING	YEARS	PART NO.	DESCRIPTION
		Spring	65-64	VS-1618R Std Only	Incl. damper; 1.9940" Free Height
	16	VALVE SEAL	YEARS	PART NO.	DESCRIPTION
		Valve Stem Seal	65-64	ST-2001 Std Only	Positive type; Installation requires valve guide machining; (RBBTF) Rubber/PTFE
	16	Valve Stem Seal Bulk	65-64	ST-2001BC Std Only	Positive type; Installation requires valve guide machining; Carton of 100; (RBBTF) Rubber/PTFE
	8	VALVE SEAT	YEARS	PART NO.	DESCRIPTION
		Seat	65-64	245-1687-2 Std Only	Loc. Exh.; 1.6925" OD, 1.4375" ID, 0.2160" Depth
	Seat	65-64	245-1687-2N Std Only	Loc. Exh.; Premium Material; 1.6925" OD, 1.4375" ID, 0.2160" Depth	
	Seat	65-64	245-2000-1 Std Only	Loc. Int.; 2.0055" OD, 1.7500" ID, 0.2160" Depth	
	32	VALVE, MISC	YEARS	PART NO.	DESCRIPTION
		Keeper	65-64	VK-115A Std Only	1 groove; Square cut key groove; Carton pack 24
	32	Keeper	65-64	VK-115 Std Only	1 groove; Square cut key groove; Carton pack 32
	32	Keeper	65-64	VK-115R Std Only	1 groove; Square cut key groove; Hardened
	32	Keeper, Bulk	65-64	VK-115B Std Only	1 groove; Square cut key groove; Carton of 1000
	16	Spring Insert	65-64	259-303C Std Only	.015"; ID .703"; Carton of 100
	16	Spring Insert	65-64	259-303B Std Only	.030"; ID .703"; Carton of 100
	16	Spring Insert	65-64	259-303A Std Only	.060"; ID .703"; Carton of 100
	16	Spring Insert	65-64	259-303ARS Std Only	.060"; ID .703"; Carton of 500
BLOCK	1	RINGS	YEARS	PART NO.	DESCRIPTION
		Standard Set	65-64	E-252X Std-30	VINTAGE; 2-5/64, 1-3/16; Iron
	1	ENGINE BEARINGS	YEARS	PART NO.	DESCRIPTION
		Main Set	65-64	4281M Std-1-10-20-30	3.824" max. flange OD
	1	Rod Set	65-64	8-3045A Std-10-20-30-40	A-Series aluminum bearings
	8	Rod Pair	65-64	3045A Std-1-10-20-30-40	A-Series aluminum bearings
	1	Cam Set	65-64	1234M Std Only	VINTAGE; Babbitt material; Full round design
	1	OIL PUMP	YEARS	PART NO.	DESCRIPTION
		Oil Pump	65-64	224-41203	
	1	Oil Pump	65-64	224-41203V	High Volume, check pan for clearance; Use w/224-11203V screen
	1	Inter. Shaft	65-64	224-61203	
	1	Screen Assy.	65-64	224-11203	5/8" inlet tube
	1	Screen Assy.	65-64	224-11203V	Bolt-on 3/4" tube; Use w/224-41203V pump
	1	GASKETS	YEARS	PART NO.	DESCRIPTION
		Kit Gasket Set	65-64	260-1008	VINTAGE; Int. manifold gskts. not incl.; Premium valve stem seals incl.
1	FREEZE PLUGS	YEARS	PART NO.	DESCRIPTION	
	Brass Block Plug Kit	65-64	381-8020		
1	Steel Block Plug Kit	65-64	381-4020		
1	Brass Deep Cup Freeze Plug	65-64	381-9002	1.500" Diameter, 0.375" Height	
1	Steel Deep Cup Freeze Plug	65-64	381-3077	0.906" Diameter	
1	Steel Deep Cup Freeze Plug	65-64	381-3133	1.500" Diameter, 0.375" Height	
1	Steel Deep Cup Freeze Plug	65-64	381-3054	19/32" Diameter	
1	Steel Deep Cup Freeze Plug	65-64	381-3131	2.094" Diameter	

**210 330 5.4L (5409cc) OHV V8 (16 Valve) (Oldsmobile), 3.9375" Bore (GMC Eng.), 2 Bbl. "Eng. Code TE"
1965-1964**

VALVE TRAIN	1	TIMING	YEARS	PART NO.	DESCRIPTION
		3 Piece Set	65-64	KT3-498SA3	(1) 222-498; (1) 223-348; (1) 223-349
	1	Timing Set w/Gaskets	65-64	CTS-1005	
	1	Timing Chain	65-64	222-498	48 Links
	1	Crank Sprocket	65-64	223-349	18 Teeth
	1	Cam Sprocket	65-64	223-348	36 Teeth
BLOCK	16	CAMSHAFT/LIFTER	YEARS	PART NO.	DESCRIPTION
		Lifter	65-64	HT-951 Std Only	Hyd.
	16	Lifter, Bulk	65-64	HT-951B Std Only	Hyd.; Carton of 128
16	PUSH ROD	YEARS	PART NO.	DESCRIPTION	
	Push Rod	65	RP-3182 Std Only	.3125" dia.; 8.2800" O.A.L.	
16	Push Rod	64	RP-3174 Std Only	VINTAGE; To Eng. No. 034275; 8.2340" O.A.L.	
16	Push Rod, Bulk	65	BRP-3182 Std Only	.3125" dia.; Carton of 100; 8.2800" O.A.L.	

(continued on next page)

GM Car (Incl. Buick, Cad., Chev., Olds., Pontiac)

330 5.4L (5409cc) OHV V8 (16 Valve) (Oldsmobile), 3.9375" Bore (GMC Eng.), 2 Bbl. "Eng. Code TE" 210
1965-1964 (cont.)

QTY	PART NO.	YEARS	PART NO.	DESCRIPTION	
16	PUSH ROD (cont.) Push Rod, Bulk	64	BRP-3174 Std Only	VINTAGE; To Eng. No. 034275; Carton of 100; 8.2340" O.A.L.	
8	VALVE Exhaust	65-64	V-1770 Std Only	VINTAGE; 1.5620" Head Dia., 0.3422" Stem Dia., 4.7280" O.A.L.	
8	Intake	65-64	V-1773 Std Only	VINTAGE; 1.8760" Head Dia., 0.3425" Stem Dia., 4.7382" O.A.L.	
16	VALVE GUIDE Guide	65-64	VG-5038 Std Only	0.3430" ID, 2.1200" O.A.L	
16	Guide, Bulk	65-64	VG-5038B Std Only	Carton of 50; 0.3430" ID, 2.1200" O.A.L	
16	VALVE SPRING Spring	65-64	VS-1618R Std Only	Incl. damper; 1.9940" Free Height	
16	VALVE SEAL Valve Stem Seal	65-64	ST-2001 Std Only	Positive type; Installation requires valve guide machining; (RBBTF) Rubber/PTFE	
16	Valve Stem Seal Bulk	65-64	ST-2001BC Std Only	Positive type; Installation requires valve guide machining; Carton of 100; (RBBTF) Rubber/PTFE	
8	VALVE SEAT Seat	65-64	245-1687-2 Std Only	Loc. Exh.; 1.6925" OD, 1.4375" ID, 0.2160" Depth	
8	Seat	65-64	245-1687-2N Std Only	Loc. Exh.; Premium Material; 1.6925" OD, 1.4375" ID, 0.2160" Depth	
8	Seat	65-64	245-2000-1 Std Only	Loc. Int.; 2.0055" OD, 1.7500" ID, 0.2160" Depth	
32	VALVE, MISC Keeper	65-64	VK-115A Std Only	1 groove; Square cut key groove; Carton pack 24	
32	Keeper	65-64	VK-115 Std Only	1 groove; Square cut key groove; Carton pack 32	
32	Keeper	65-64	VK-115R Std Only	1 groove; Square cut key groove; Hardened	
32	Keeper, Bulk	65-64	VK-115B Std Only	1 groove; Square cut key groove; Carton of 1000	
16	Spring Insert	65-64	259-303C Std Only	.015"; ID .703"; Carton of 100	
16	Spring Insert	65-64	259-303B Std Only	.030"; ID .703"; Carton of 100	
16	Spring Insert	65-64	259-303A Std Only	.060"; ID .703"; Carton of 100	
16	Spring Insert	65-64	259-303ARS Std Only	.060"; ID .703"; Carton of 500	
1	RINGS Standard Set	65-64	E-252X Std-30	VINTAGE; 2-5/64, 1-3/16; Iron	
1	ENGINE BEARINGS Main Set	65-64	4281M Std-1-10-20-30	3.824" max. flange OD	
1	Rod Set	65-64	8-3045A Std-10-20-30-40	A-Series aluminum bearings	
8	Rod Pair	65-64	3045A Std-1-10-20-30-40	A-Series aluminum bearings	
1	Cam Set	65-64	1234M Std Only	VINTAGE; Babbitt material; Full round design	
1	OIL PUMP Oil Pump	65-64	224-41203	High Volume, check pan for clearance; Use w/224-11203V screen	
1	Oil Pump	65-64	224-41203V		
1	Inter. Shaft	65-64	224-61203		
1	Screen Assy.	65-64	224-11203		5/8" inlet tube
1	Screen Assy.	65-64	224-11203V	Bolt-on 3/4" tube; Use w/224-41203V pump	
1	GASKETS Kit Gasket Set	65-64	260-1008	VINTAGE; Int. manifold gskts. not incl.; Premium valve stem seals incl.	
1	FREEZE PLUGS Brass Block Plug Kit	65-64	381-8020	DESCRIPTION 1.500" Diameter, 0.375" Height	
1	Steel Block Plug Kit	65-64	381-4020		
1	Brass Deep Cup Freeze Plug	65-64	381-9002		
1	Steel Deep Cup Freeze Plug	65-64	381-3077		0.906" Diameter
1	Steel Deep Cup Freeze Plug	65-64	381-3133		1.500" Diameter, 0.375" Height
1	Steel Deep Cup Freeze Plug	65-64	381-3054		19/32" Diameter
1	Steel Deep Cup Freeze Plug	65-64	381-3131		2.094" Diameter
330 5.4L (5409cc) OHV V8 (16 Valve) (Oldsmobile), 3.9375" Bore (GMC Eng.), 4 Bbl. "Eng. Code TG" 211 1965-1964					
1	TIMING 3 Piece Set	65-64	KT3-498SA3	(1) 222-498; (1) 223-348; (1) 223-349	
1	Timing Set w/Gaskets	65-64	CTS-1005		
1	Timing Chain	65-64	222-498	48 Links	
1	Crank Sprocket	65-64	223-349	18 Teeth	
1	Cam Sprocket	65-64	223-348	36 Teeth	
16	CAMSHAFT/LIFTER Lifter	65-64	HT-951 Std Only	Hyd.	

(continued on next page)

GM Car (Incl. Buick, Cad., Chev., Olds., Pontiac)

211 330 5.4L (5409cc) OHV V8 (16 Valve) (Oldsmobile), 3.9375" Bore (GMC Eng.), 4 Bbl. "Eng. Code TG" (cont.) 1965-1964

	CAMSHAFT/LIFTER	YEARS	PART NO.	DESCRIPTION	
VALVE TRAIN	QTY 16	(cont.) Lifter, Bulk	65-64 HT-951B Std Only	Hyd.; Carton of 128	
	QTY 16 16 16 16	PUSH ROD Push Rod Push Rod, Bulk Push Rod, Bulk	YEARS 65 64 65 64	PART NO. RP-3182 Std Only RP-3174 Std Only BRP-3182 Std Only BRP-3174 Std Only	DESCRIPTION .3125" dia.; 8.2800" O.A.L. VINTAGE; To Eng. No. 034275; 8.2340" O.A.L. .3125" dia.; Carton of 100; 8.2800" O.A.L. VINTAGE; To Eng. No. 034275; Carton of 100; 8.2340" O.A.L.
	QTY 8 8	VALVE Exhaust Intake	YEARS 65-64 65-64	PART NO. V-1770 Std Only V-1773 Std Only	DESCRIPTION VINTAGE; 1.5620" Head Dia., 0.3422" Stem Dia., 4.7280" O.A.L. VINTAGE; 1.8760" Head Dia., 0.3425" Stem Dia., 4.7382" O.A.L.
	QTY 16 16	VALVE GUIDE Guide Guide, Bulk	YEARS 65-64 65-64	PART NO. VG-5038 Std Only VG-5038B Std Only	DESCRIPTION 0.3430" ID, 2.1200" O.A.L Carton of 50; 0.3430" ID, 2.1200" O.A.L
	QTY 16	VALVE SPRING Spring	YEARS 65-64	PART NO. VS-1618R Std Only	DESCRIPTION Incl. damper; 1.9940" Free Height
	QTY 16 16	VALVE SEAL Valve Stem Seal Valve Stem Seal Bulk	YEARS 65-64 65-64	PART NO. ST-2001 Std Only ST-2001BC Std Only	DESCRIPTION Positive type; Installation requires valve guide machining; (RBBTF) Rubber/PTFE Positive type; Installation requires valve guide machining; Carton of 100; (RBBTF) Rubber/PTFE
	QTY 8 8 8	VALVE SEAT Seat Seat Seat	YEARS 65-64 65-64 65-64	PART NO. 245-1687-2 Std Only 245-1687-2N Std Only 245-2000-1 Std Only	DESCRIPTION Loc. Exh.; 1.6925" OD, 1.4375" ID, 0.2160" Depth Loc. Exh.; Premium Material; 1.6925" OD, 1.4375" ID, 0.2160" Depth Loc. Int.; 2.0055" OD, 1.7500" ID, 0.2160" Depth
	QTY 32 32 32 32 16 16 16 16	VALVE, MISC Keeper Keeper Keeper Keeper, Bulk Spring Insert Spring Insert Spring Insert Spring Insert	YEARS 65-64 65-64 65-64 65-64 65-64 65-64 65-64 65-64	PART NO. VK-115A Std Only VK-115 Std Only VK-115R Std Only VK-115B Std Only 259-303C Std Only 259-303B Std Only 259-303A Std Only 259-303ARS Std Only	DESCRIPTION 1 groove; Square cut key groove; Carton pack 24 1 groove; Square cut key groove; Carton pack 32 1 groove; Square cut key groove; Hardened 1 groove; Square cut key groove; Carton of 1000 .015"; ID .703"; Carton of 100 .030"; ID .703"; Carton of 100 .060"; ID .703"; Carton of 100 .060"; ID .703"; Carton of 500
	QTY 1	RINGS Standard Set	YEARS 65-64	PART NO. E-252X Std-30	DESCRIPTION VINTAGE; 2-5/64, 1-3/16; Iron
	QTY 1 1 8 1	ENGINE BEARINGS Main Set Rod Set Rod Pair Cam Set	YEARS 65-64 65-64 65-64 65-64	PART NO. 4281M Std-1-10-20-30 8-3045A Std-10-20-30-40 3045A Std-1-10-20-30-40 1234M Std Only	DESCRIPTION 3.824" max. flange OD A-Series aluminum bearings A-Series aluminum bearings VINTAGE; Babbitt material; Full round design
	QTY 1 1	OIL PUMP Oil Pump Oil Pump	YEARS 65-64 65-64	PART NO. 224-41203 224-41203V	DESCRIPTION High Volume, check pan for clearance; Use w/224-11203V screen
	QTY 1 1 1	Inter. Shaft Screen Assy. Screen Assy.	YEARS 65-64 65-64 65-64	PART NO. 224-61203 224-11203 224-11203V	DESCRIPTION 5/8" inlet tube Bolt-on 3/4" tube; Use w/224-41203V pump
	QTY 1	GASKETS Kit Gasket Set	YEARS 65-64	PART NO. 260-1008	DESCRIPTION VINTAGE; Int. manifold gskts. not incl.; Premium valve stem seals incl.
	QTY 1 1 1 1 1 1 1	FREEZE PLUGS Brass Block Plug Kit Steel Block Plug Kit Brass Deep Cup Freeze Plug Steel Deep Cup Freeze Plug Steel Deep Cup Freeze Plug Steel Deep Cup Freeze Plug Steel Deep Cup Freeze Plug	YEARS 65-64 65-64 65-64 65-64 65-64 65-64 65-64	PART NO. 381-8020 381-4020 381-9002 381-3077 381-3133 381-3054 381-3131	DESCRIPTION 1.500" Diameter, 0.375" Height 0.906" Diameter 1.500" Diameter, 0.375" Height 19/32" Diameter 2.094" Diameter

212 330 5.4L (5409cc) OHV V8 (16 Valve) (Oldsmobile), 3.9375" Bore (GMC Eng.), 4 Bbl. "Eng. Code TH" 1965-1964

QTY	TIMING	YEARS	PART NO.	DESCRIPTION
1	3 Piece Set	65-64	KT3-498SA3	(1) 222-498; (1) 223-348; (1) 223-349

(continued on next page)

GM Car (Incl. Buick, Cad., Chev., Olds., Pontiac)

**330 5.4L (5409cc) OHV V8 (16 Valve) (Oldsmobile), 3.9375" Bore (GMC Eng.), 4 Bbl. "Eng. Code TH" 212
1965-1964 (cont.)**

QTY	TIMING (cont.)	YEARS	PART NO.	DESCRIPTION
1	Timing Set w/Gaskets	65-64	CTS-1005	
1	Timing Chain	65-64	222-498	48 Links
1	Crank Sprocket	65-64	223-349	18 Teeth
1	Cam Sprocket	65-64	223-348	36 Teeth
QTY	CAMSHAFT/LIFTER	YEARS	PART NO.	DESCRIPTION
16	Lifter	65-64	HT-951 Std Only	Hyd.
16	Lifter, Bulk	65-64	HT-951B Std Only	Hyd.; Carton of 128
QTY	PUSH ROD	YEARS	PART NO.	DESCRIPTION
16	Push Rod	65	RP-3182 Std Only	.3125" dia.; 8.2800" O.A.L.
16	Push Rod	64	RP-3174 Std Only	VINTAGE; To Eng. No. 034275; 8.2340" O.A.L.
16	Push Rod, Bulk	65	BRP-3182 Std Only	.3125" dia.; Carton of 100; 8.2800" O.A.L.
16	Push Rod, Bulk	64	BRP-3174 Std Only	VINTAGE; To Eng. No. 034275; Carton of 100; 8.2340" O.A.L.
QTY	VALVE	YEARS	PART NO.	DESCRIPTION
8	Exhaust	65-64	V-1770 Std Only	VINTAGE; 1.5620" Head Dia., 0.3422" Stem Dia., 4.7280" O.A.L.
8	Intake	65-64	V-1773 Std Only	VINTAGE; 1.8760" Head Dia., 0.3425" Stem Dia., 4.7382" O.A.L.
QTY	VALVE GUIDE	YEARS	PART NO.	DESCRIPTION
16	Guide	65-64	VG-5038 Std Only	0.3430" ID, 2.1200" O.A.L
16	Guide, Bulk	65-64	VG-5038B Std Only	Carton of 50; 0.3430" ID, 2.1200" O.A.L
QTY	VALVE SPRING	YEARS	PART NO.	DESCRIPTION
16	Spring	65-64	VS-1618R Std Only	Incl. damper; 1.9940" Free Height
QTY	VALVE SEAL	YEARS	PART NO.	DESCRIPTION
16	Valve Stem Seal	65-64	ST-2001 Std Only	Positive type; Installation requires valve guide machining; (RBBTF) Rubber/PTFE
16	Valve Stem Seal Bulk	65-64	ST-2001BC Std Only	Positive type; Installation requires valve guide machining; Carton of 100; (RBBTF) Rubber/PTFE
QTY	VALVE SEAT	YEARS	PART NO.	DESCRIPTION
8	Seat	65-64	245-1687-2 Std Only	Loc. Exh.; 1.6925" OD, 1.4375" ID, 0.2160" Depth
8	Seat	65-64	245-1687-2N Std Only	Loc. Exh.; Premium Material; 1.6925" OD, 1.4375" ID, 0.2160" Depth
8	Seat	65-64	245-2000-1 Std Only	Loc. Int.; 2.0055" OD, 1.7500" ID, 0.2160" Depth
QTY	VALVE, MISC	YEARS	PART NO.	DESCRIPTION
32	Keeper	65-64	VK-115A Std Only	1 groove; Square cut key groove; Carton pack 24
32	Keeper	65-64	VK-115 Std Only	1 groove; Square cut key groove; Carton pack 32
32	Keeper	65-64	VK-115R Std Only	1 groove; Square cut key groove; Hardened
32	Keeper, Bulk	65-64	VK-115B Std Only	1 groove; Square cut key groove; Carton of 1000
16	Spring Insert	65-64	259-303C Std Only	.015"; ID .703"; Carton of 100
16	Spring Insert	65-64	259-303B Std Only	.030"; ID .703"; Carton of 100
16	Spring Insert	65-64	259-303A Std Only	.060"; ID .703"; Carton of 100
16	Spring Insert	65-64	259-303ARS Std Only	.060"; ID .703"; Carton of 500
QTY	RINGS	YEARS	PART NO.	DESCRIPTION
1	Standard Set	65-64	E-252X Std-30	VINTAGE; 2-5/64, 1-3/16; Iron
QTY	ENGINE BEARINGS	YEARS	PART NO.	DESCRIPTION
1	Main Set	65-64	4281M Std-1-10-20-30	3.824" max. flange OD
1	Rod Set	65-64	8-3045A Std-10-20-30-40	A-Series aluminum bearings
8	Rod Pair	65-64	3045A Std-1-10-20-30-40	A-Series aluminum bearings
1	Cam Set	65-64	1234M Std Only	VINTAGE; Babbitt material; Full round design
QTY	OIL PUMP	YEARS	PART NO.	DESCRIPTION
1	Oil Pump	65-64	224-41203	
1	Oil Pump	65-64	224-41203V	High Volume, check pan for clearance; Use w/224-11203V screen
1	Inter. Shaft	65-64	224-61203	
1	Screen Assy.	65-64	224-11203	5/8" inlet tube
1	Screen Assy.	65-64	224-11203V	Bolt-on 3/4" tube; Use w/224-41203V pump
QTY	GASKETS	YEARS	PART NO.	DESCRIPTION
1	Kit Gasket Set	65-64	260-1008	VINTAGE; Int. manifold gskts. not incl.; Premium valve stem seals incl.
QTY	FREEZE PLUGS	YEARS	PART NO.	DESCRIPTION
1	Brass Block Plug Kit	65-64	381-8020	
1	Steel Block Plug Kit	65-64	381-4020	
1	Brass Deep Cup Freeze Plug	65-64	381-9002	1.500" Diameter, 0.375" Height
1	Steel Deep Cup Freeze Plug	65-64	381-3077	0.906" Diameter
1	Steel Deep Cup Freeze Plug	65-64	381-3133	1.500" Diameter, 0.375" Height
1	Steel Deep Cup Freeze Plug	65-64	381-3054	19/32" Diameter
1	Steel Deep Cup Freeze Plug	65-64	381-3131	2.094" Diameter

VALVE TRAIN

VALVE TRAIN

BLOCK

BLOCK

GM Car (Incl. Buick, Cad., Chev., Olds., Pontiac)

213 330 5.4L (5409cc) OHV V8 (16 Valve) (Oldsmobile), 3.9375" Bore (GMC Eng.), 2 Bbl. "Eng. Code TK" 1964

QTY	TIMING	YEARS	PART NO.	DESCRIPTION
1	3 Piece Set	64	KT3-498SA3	(1) 222-498; (1) 223-348; (1) 223-349
1	Timing Set w/Gaskets	64	CTS-1005	
1	Timing Chain	64	222-498	48 Links
1	Crank Sprocket	64	223-349	18 Teeth
1	Cam Sprocket	64	223-348	36 Teeth
QTY	CAMSHAFT/LIFTER	YEARS	PART NO.	DESCRIPTION
16	Lifter	64	HT-951 Std Only	Hyd.
16	Lifter, Bulk	64	HT-951B Std Only	Hyd.; Carton of 128
QTY	PUSH ROD	YEARS	PART NO.	DESCRIPTION
16	Push Rod	64	RP-3174 Std Only	VINTAGE; To Eng. No. 034275; 8.2340" O.A.L.
16	Push Rod, Bulk	64	BRP-3174 Std Only	VINTAGE; To Eng. No. 034275; Carton of 100; 8.2340" O.A.L.
QTY	VALVE	YEARS	PART NO.	DESCRIPTION
8	Exhaust	64	V-1770 Std Only	VINTAGE; 1.5620" Head Dia., 0.3422" Stem Dia., 4.7280" O.A.L.
8	Intake	64	V-1773 Std Only	VINTAGE; 1.8760" Head Dia., 0.3425" Stem Dia., 4.7382" O.A.L.
QTY	VALVE GUIDE	YEARS	PART NO.	DESCRIPTION
16	Guide	64	VG-5038 Std Only	0.3430" ID, 2.1200" O.A.L
16	Guide, Bulk	64	VG-5038B Std Only	Carton of 50; 0.3430" ID, 2.1200" O.A.L
QTY	VALVE SPRING	YEARS	PART NO.	DESCRIPTION
16	Spring	64	VS-1618R Std Only	Incl. damper; 1.9940" Free Height
QTY	VALVE SEAL	YEARS	PART NO.	DESCRIPTION
16	Valve Stem Seal	64	ST-2001 Std Only	Positive type; Installation requires valve guide machining; (RBBTF) Rubber/PTFE
16	Valve Stem Seal Bulk	64	ST-2001BC Std Only	Positive type; Installation requires valve guide machining; Carton of 100; (RBBTF) Rubber/PTFE
QTY	VALVE SEAT	YEARS	PART NO.	DESCRIPTION
8	Seat	64	245-1687-2 Std Only	Loc. Exh.; 1.6925" OD, 1.4375" ID, 0.2160" Depth
8	Seat	64	245-1687-2N Std Only	Loc. Exh.; Premium Material; 1.6925" OD, 1.4375" ID, 0.2160" Depth
8	Seat	64	245-2000-1 Std Only	Loc. Int.; 2.0055" OD, 1.7500" ID, 0.2160" Depth
QTY	VALVE, MISC	YEARS	PART NO.	DESCRIPTION
32	Keeper	64	VK-115A Std Only	1 groove; Square cut key groove; Carton pack 24
32	Keeper	64	VK-115 Std Only	1 groove; Square cut key groove; Carton pack 32
32	Keeper	64	VK-115R Std Only	1 groove; Square cut key groove; Hardened
32	Keeper, Bulk	64	VK-115B Std Only	1 groove; Square cut key groove; Carton of 1000
16	Spring Insert	64	259-303C Std Only	.015"; ID .703"; Carton of 100
16	Spring Insert	64	259-303B Std Only	.030"; ID .703"; Carton of 100
16	Spring Insert	64	259-303A Std Only	.060"; ID .703"; Carton of 100
16	Spring Insert	64	259-303ARS Std Only	.060"; ID .703"; Carton of 500
QTY	RINGS	YEARS	PART NO.	DESCRIPTION
1	Standard Set	64	E-252X Std-30	VINTAGE; 2-5/64, 1-3/16; Iron
QTY	ENGINE BEARINGS	YEARS	PART NO.	DESCRIPTION
1	Main Set	64	4281M Std-1-10-20-30	3.824" max. flange OD
1	Rod Set	64	8-3045A Std-10-20-30-40	A-Series aluminum bearings
8	Rod Pair	64	3045A Std-1-10-20-30-40	A-Series aluminum bearings
1	Cam Set	64	1234M Std Only	VINTAGE; Babbitt material; Full round design
QTY	OIL PUMP	YEARS	PART NO.	DESCRIPTION
1	Oil Pump	64	224-41203	
1	Oil Pump	64	224-41203V	High Volume, check pan for clearance; Use w/224-11203V screen
1	Inter. Shaft	64	224-61203	
1	Screen Assy.	64	224-11203	5/8" inlet tube
1	Screen Assy.	64	224-11203V	Bolt-on 3/4" tube; Use w/224-41203V pump
QTY	GASKETS	YEARS	PART NO.	DESCRIPTION
1	Kit Gasket Set	64	260-1008	VINTAGE; Int. manifold gskts. not incl.; Premium valve stem seals incl.
QTY	FREEZE PLUGS	YEARS	PART NO.	DESCRIPTION
1	Brass Block Plug Kit	64	381-8020	
1	Steel Block Plug Kit	64	381-4020	
1	Brass Deep Cup Freeze Plug	64	381-9002	1.500" Diameter, 0.375" Height
1	Steel Deep Cup Freeze Plug	64	381-3077	0.906" Diameter
1	Steel Deep Cup Freeze Plug	64	381-3133	1.500" Diameter, 0.375" Height
1	Steel Deep Cup Freeze Plug	64	381-3054	19/32" Diameter
1	Steel Deep Cup Freeze Plug	64	381-3131	2.094" Diameter

VALVE TRAIN

VALVE TRAIN

BLOCK

BLOCK

GM Car (Incl. Buick, Cad., Chev., Olds., Pontiac)

330 5.4L (5409cc) OHV V8 (16 Valve) (Oldsmobile), 3.9375" Bore (GMC Eng.), 2 Bbl. "Eng. Code U" 1965 214

QTY	TIMING	YEARS	PART NO.	DESCRIPTION
1	3 Piece Set	65	KT3-498SA3	(1) 222-498; (1) 223-348; (1) 223-349
1	Timing Set w/Gaskets	65	CTS-1005	
1	Timing Chain	65	222-498	48 Links
1	Crank Sprocket	65	223-349	18 Teeth
1	Cam Sprocket	65	223-348	36 Teeth
QTY	CAMSHAFT/LIFTER	YEARS	PART NO.	DESCRIPTION
16	Lifter	65	HT-951 Std Only	Hyd.
16	Lifter, Bulk	65	HT-951B Std Only	Hyd.; Carton of 128
QTY	PUSH ROD	YEARS	PART NO.	DESCRIPTION
16	Push Rod	65	RP-3182 Std Only	.3125" dia.; 8.2800" O.A.L.
16	Push Rod, Bulk	65	BRP-3182 Std Only	.3125" dia.; Carton of 100; 8.2800" O.A.L.
QTY	VALVE	YEARS	PART NO.	DESCRIPTION
8	Exhaust	65	V-1770 Std Only	VINTAGE; 1.5620" Head Dia., 0.3422" Stem Dia., 4.7280" O.A.L.
8	Intake	65	V-1773 Std Only	VINTAGE; 1.8760" Head Dia., 0.3425" Stem Dia., 4.7382" O.A.L.
QTY	VALVE GUIDE	YEARS	PART NO.	DESCRIPTION
16	Guide	65	VG-5038 Std Only	0.3430" ID, 2.1200" O.A.L
16	Guide, Bulk	65	VG-5038B Std Only	Carton of 50; 0.3430" ID, 2.1200" O.A.L
QTY	VALVE SPRING	YEARS	PART NO.	DESCRIPTION
16	Spring	65	VS-1618R Std Only	Incl. damper; 1.9940" Free Height
QTY	VALVE SEAL	YEARS	PART NO.	DESCRIPTION
16	Valve Stem Seal	65	ST-2001 Std Only	Positive type; Installation requires valve guide machining; (RBBTF) Rubber/PTFE
16	Valve Stem Seal Bulk	65	ST-2001BC Std Only	Positive type; Installation requires valve guide machining; Carton of 100; (RBBTF) Rubber/PTFE
QTY	VALVE SEAT	YEARS	PART NO.	DESCRIPTION
8	Seat	65	245-1687-2 Std Only	Loc. Exh.; 1.6925" OD, 1.4375" ID, 0.2160" Depth
8	Seat	65	245-1687-2N Std Only	Loc. Exh.; Premium Material; 1.6925" OD, 1.4375" ID, 0.2160" Depth
8	Seat	65	245-2000-1 Std Only	Loc. Int.; 2.0055" OD, 1.7500" ID, 0.2160" Depth
QTY	VALVE, MISC	YEARS	PART NO.	DESCRIPTION
32	Keeper	65	VK-115A Std Only	1 groove; Square cut key groove; Carton pack 24
32	Keeper	65	VK-115 Std Only	1 groove; Square cut key groove; Carton pack 32
32	Keeper	65	VK-115R Std Only	1 groove; Square cut key groove; Hardened
32	Keeper, Bulk	65	VK-115B Std Only	1 groove; Square cut key groove; Carton of 1000
16	Spring Insert	65	259-303C Std Only	.015"; ID .703"; Carton of 100
16	Spring Insert	65	259-303B Std Only	.030"; ID .703"; Carton of 100
16	Spring Insert	65	259-303A Std Only	.060"; ID .703"; Carton of 100
16	Spring Insert	65	259-303ARS Std Only	.060"; ID .703"; Carton of 500
QTY	RINGS	YEARS	PART NO.	DESCRIPTION
1	Standard Set	65	E-252X Std-30	VINTAGE; 2-5/64, 1-3/16; Iron
QTY	ENGINE BEARINGS	YEARS	PART NO.	DESCRIPTION
1	Main Set	65	4281M Std-1-10-20-30	3.824" max. flange OD
1	Rod Set	65	8-3045A Std-10-20-30-40	A-Series aluminum bearings
8	Rod Pair	65	3045A Std-1-10-20-30-40	A-Series aluminum bearings
1	Cam Set	65	1234M Std Only	VINTAGE; Babbitt material; Full round design
QTY	OIL PUMP	YEARS	PART NO.	DESCRIPTION
1	Oil Pump	65	224-41203	
1	Oil Pump	65	224-41203V	High Volume, check pan for clearance; Use w/224-11203V screen
1	Inter. Shaft	65	224-61203	
1	Screen Assy.	65	224-11203	5/8" inlet tube
1	Screen Assy.	65	224-11203V	Bolt-on 3/4" tube; Use w/224-41203V pump
QTY	GASKETS	YEARS	PART NO.	DESCRIPTION
1	Kit Gasket Set	65	260-1008	VINTAGE; Int. manifold gskts. not incl.; Premium valve stem seals incl.
QTY	FREEZE PLUGS	YEARS	PART NO.	DESCRIPTION
1	Brass Block Plug Kit	65	381-8020	
1	Steel Block Plug Kit	65	381-4020	
1	Brass Deep Cup Freeze Plug	65	381-9002	1.500" Diameter, 0.375" Height
1	Steel Deep Cup Freeze Plug	65	381-3077	0.906" Diameter
1	Steel Deep Cup Freeze Plug	65	381-3133	1.500" Diameter, 0.375" Height
1	Steel Deep Cup Freeze Plug	65	381-3054	19/32" Diameter
1	Steel Deep Cup Freeze Plug	65	381-3131	2.094" Diameter

VALVE TRAIN

VALVE TRAIN

BLOCK

BLOCK

GM Car (Incl. Buick, Cad., Chev., Olds., Pontiac)

215 330 5.4L (5409cc) OHV V8 (16 Valve) (Oldsmobile), 3.9375" Bore (GMC Eng.), 2 Bbl. "Eng. Code UE" 1965

QTY	TIMING	YEARS	PART NO.	DESCRIPTION
1	3 Piece Set	65	KT3-498SA3	(1) 222-498; (1) 223-348; (1) 223-349
1	Timing Set w/Gaskets	65	CTS-1005	
1	Timing Chain	65	222-498	48 Links
1	Crank Sprocket	65	223-349	18 Teeth
1	Cam Sprocket	65	223-348	36 Teeth
QTY	CAMSHAFT/LIFTER	YEARS	PART NO.	DESCRIPTION
16	Lifter	65	HT-951 Std Only	Hyd.
16	Lifter, Bulk	65	HT-951B Std Only	Hyd.; Carton of 128
QTY	PUSH ROD	YEARS	PART NO.	DESCRIPTION
16	Push Rod	65	RP-3182 Std Only	.3125" dia.; 8.2800" O.A.L.
16	Push Rod, Bulk	65	BRP-3182 Std Only	.3125" dia.; Carton of 100; 8.2800" O.A.L.
QTY	VALVE	YEARS	PART NO.	DESCRIPTION
8	Exhaust	65	V-1770 Std Only	VINTAGE; 1.5620" Head Dia., 0.3422" Stem Dia., 4.7280" O.A.L.
8	Intake	65	V-1773 Std Only	VINTAGE; 1.8760" Head Dia., 0.3425" Stem Dia., 4.7382" O.A.L.
QTY	VALVE GUIDE	YEARS	PART NO.	DESCRIPTION
16	Guide	65	VG-5038 Std Only	0.3430" ID, 2.1200" O.A.L
16	Guide, Bulk	65	VG-5038B Std Only	Carton of 50; 0.3430" ID, 2.1200" O.A.L
QTY	VALVE SPRING	YEARS	PART NO.	DESCRIPTION
16	Spring	65	VS-1618R Std Only	Incl. damper; 1.9940" Free Height
QTY	VALVE SEAL	YEARS	PART NO.	DESCRIPTION
16	Valve Stem Seal	65	ST-2001 Std Only	Positive type; Installation requires valve guide machining; (RBBTF) Rubber/PTFE
16	Valve Stem Seal Bulk	65	ST-2001BC Std Only	Positive type; Installation requires valve guide machining; Carton of 100; (RBBTF) Rubber/PTFE
QTY	VALVE SEAT	YEARS	PART NO.	DESCRIPTION
8	Seat	65	245-1687-2 Std Only	Loc. Exh.; 1.6925" OD, 1.4375" ID, 0.2160" Depth
8	Seat	65	245-1687-2N Std Only	Loc. Exh.; Premium Material; 1.6925" OD, 1.4375" ID, 0.2160" Depth
8	Seat	65	245-2000-1 Std Only	Loc. Int.; 2.0055" OD, 1.7500" ID, 0.2160" Depth
QTY	VALVE, MISC	YEARS	PART NO.	DESCRIPTION
32	Keeper	65	VK-115A Std Only	1 groove; Square cut key groove; Carton pack 24
32	Keeper	65	VK-115 Std Only	1 groove; Square cut key groove; Carton pack 32
32	Keeper	65	VK-115R Std Only	1 groove; Square cut key groove; Hardened
32	Keeper, Bulk	65	VK-115B Std Only	1 groove; Square cut key groove; Carton of 1000
16	Spring Insert	65	259-303C Std Only	.015"; ID .703"; Carton of 100
16	Spring Insert	65	259-303B Std Only	.030"; ID .703"; Carton of 100
16	Spring Insert	65	259-303A Std Only	.060"; ID .703"; Carton of 100
16	Spring Insert	65	259-303ARS Std Only	.060"; ID .703"; Carton of 500
QTY	RINGS	YEARS	PART NO.	DESCRIPTION
1	Standard Set	65	E-252X Std-30	VINTAGE; 2-5/64, 1-3/16; Iron
QTY	ENGINE BEARINGS	YEARS	PART NO.	DESCRIPTION
1	Main Set	65	4281M Std-1-10-20-30	3.824" max. flange OD
1	Rod Set	65	8-3045A Std-10-20-30-40	A-Series aluminum bearings
8	Rod Pair	65	3045A Std-1-10-20-30-40	A-Series aluminum bearings
1	Cam Set	65	1234M Std Only	VINTAGE; Babbitt material; Full round design
QTY	OIL PUMP	YEARS	PART NO.	DESCRIPTION
1	Oil Pump	65	224-41203	
1	Oil Pump	65	224-41203V	High Volume, check pan for clearance; Use w/224-11203V screen
1	Inter. Shaft	65	224-61203	
1	Screen Assy.	65	224-11203	5/8" inlet tube
1	Screen Assy.	65	224-11203V	Bolt-on 3/4" tube; Use w/224-41203V pump
QTY	GASKETS	YEARS	PART NO.	DESCRIPTION
1	Kit Gasket Set	65	260-1008	VINTAGE; Int. manifold gskts. not incl.; Premium valve stem seals incl.
QTY	FREEZE PLUGS	YEARS	PART NO.	DESCRIPTION
1	Brass Block Plug Kit	65	381-8020	
1	Steel Block Plug Kit	65	381-4020	
1	Brass Deep Cup Freeze Plug	65	381-9002	1.500" Diameter, 0.375" Height
1	Steel Deep Cup Freeze Plug	65	381-3077	0.906" Diameter
1	Steel Deep Cup Freeze Plug	65	381-3133	1.500" Diameter, 0.375" Height
1	Steel Deep Cup Freeze Plug	65	381-3054	19/32" Diameter
1	Steel Deep Cup Freeze Plug	65	381-3131	2.094" Diameter

VALVE TRAIN

VALVE TRAIN

BLOCK

BLOCK

GM Car (Incl. Buick, Cad., Chev., Olds., Pontiac)

330 5.4L (5409cc) OHV V8 (16 Valve) (Oldsmobile), 3.9375" Bore (GMC Eng.), 4 Bbl. "Eng. Code UG" 1965 216

QTY	TIMING	YEARS	PART NO.	DESCRIPTION
1	3 Piece Set	65	KT3-498SA3	(1) 222-498; (1) 223-348; (1) 223-349
1	Timing Set w/Gaskets	65	CTS-1005	
1	Timing Chain	65	222-498	48 Links
1	Crank Sprocket	65	223-349	18 Teeth
1	Cam Sprocket	65	223-348	36 Teeth
QTY	CAMSHAFT/LIFTER	YEARS	PART NO.	DESCRIPTION
16	Lifter	65	HT-951 Std Only	Hyd.
16	Lifter, Bulk	65	HT-951B Std Only	Hyd.; Carton of 128
QTY	PUSH ROD	YEARS	PART NO.	DESCRIPTION
16	Push Rod	65	RP-3182 Std Only	.3125" dia.; 8.2800" O.A.L.
16	Push Rod, Bulk	65	BRP-3182 Std Only	.3125" dia.; Carton of 100; 8.2800" O.A.L.
QTY	VALVE	YEARS	PART NO.	DESCRIPTION
8	Exhaust	65	V-1770 Std Only	VINTAGE; 1.5620" Head Dia., 0.3422" Stem Dia., 4.7280" O.A.L.
8	Intake	65	V-1773 Std Only	VINTAGE; 1.8760" Head Dia., 0.3425" Stem Dia., 4.7382" O.A.L.
QTY	VALVE GUIDE	YEARS	PART NO.	DESCRIPTION
16	Guide	65	VG-5038 Std Only	0.3430" ID, 2.1200" O.A.L
16	Guide, Bulk	65	VG-5038B Std Only	Carton of 50; 0.3430" ID, 2.1200" O.A.L
QTY	VALVE SPRING	YEARS	PART NO.	DESCRIPTION
16	Spring	65	VS-1618R Std Only	Incl. damper; 1.9940" Free Height
QTY	VALVE SEAL	YEARS	PART NO.	DESCRIPTION
16	Valve Stem Seal	65	ST-2001 Std Only	Positive type; Installation requires valve guide machining; (RBBTF) Rubber/PTFE
16	Valve Stem Seal Bulk	65	ST-2001BC Std Only	Positive type; Installation requires valve guide machining; Carton of 100; (RBBTF) Rubber/PTFE
QTY	VALVE SEAT	YEARS	PART NO.	DESCRIPTION
8	Seat	65	245-1687-2 Std Only	Loc. Exh.; 1.6925" OD, 1.4375" ID, 0.2160" Depth
8	Seat	65	245-1687-2N Std Only	Loc. Exh.; Premium Material; 1.6925" OD, 1.4375" ID, 0.2160" Depth
8	Seat	65	245-2000-1 Std Only	Loc. Int.; 2.0055" OD, 1.7500" ID, 0.2160" Depth
QTY	VALVE, MISC	YEARS	PART NO.	DESCRIPTION
32	Keeper	65	VK-115A Std Only	1 groove; Square cut key groove; Carton pack 24
32	Keeper	65	VK-115 Std Only	1 groove; Square cut key groove; Carton pack 32
32	Keeper	65	VK-115R Std Only	1 groove; Square cut key groove; Hardened
32	Keeper, Bulk	65	VK-115B Std Only	1 groove; Square cut key groove; Carton of 1000
16	Spring Insert	65	259-303C Std Only	.015"; ID .703"; Carton of 100
16	Spring Insert	65	259-303B Std Only	.030"; ID .703"; Carton of 100
16	Spring Insert	65	259-303A Std Only	.060"; ID .703"; Carton of 100
16	Spring Insert	65	259-303ARS Std Only	.060"; ID .703"; Carton of 500
QTY	RINGS	YEARS	PART NO.	DESCRIPTION
1	Standard Set	65	E-252X Std-30	VINTAGE; 2-5/64, 1-3/16; Iron
QTY	ENGINE BEARINGS	YEARS	PART NO.	DESCRIPTION
1	Main Set	65	4281M Std-1-10-20-30	3.824" max. flange OD
1	Rod Set	65	8-3045A Std-10-20-30-40	A-Series aluminum bearings
8	Rod Pair	65	3045A Std-1-10-20-30-40	A-Series aluminum bearings
1	Cam Set	65	1234M Std Only	VINTAGE; Babbitt material; Full round design
QTY	OIL PUMP	YEARS	PART NO.	DESCRIPTION
1	Oil Pump	65	224-41203	
1	Oil Pump	65	224-41203V	High Volume, check pan for clearance; Use w/224-11203V screen
1	Inter. Shaft	65	224-61203	
1	Screen Assy.	65	224-11203	5/8" inlet tube
1	Screen Assy.	65	224-11203V	Bolt-on 3/4" tube; Use w/224-41203V pump
QTY	GASKETS	YEARS	PART NO.	DESCRIPTION
1	Kit Gasket Set	65	260-1008	VINTAGE; Int. manifold gskts. not incl.; Premium valve stem seals incl.
QTY	FREEZE PLUGS	YEARS	PART NO.	DESCRIPTION
1	Brass Block Plug Kit	65	381-8020	
1	Steel Block Plug Kit	65	381-4020	
1	Brass Deep Cup Freeze Plug	65	381-9002	1.500" Diameter, 0.375" Height
1	Steel Deep Cup Freeze Plug	65	381-3077	0.906" Diameter
1	Steel Deep Cup Freeze Plug	65	381-3133	1.500" Diameter, 0.375" Height
1	Steel Deep Cup Freeze Plug	65	381-3054	19/32" Diameter
1	Steel Deep Cup Freeze Plug	65	381-3131	2.094" Diameter

GM Car (Incl. Buick, Cad., Chev., Olds., Pontiac)

217 330 5.4L (5409cc) OHV V8 (16 Valve) (Oldsmobile), 3.9375" Bore (GMC Eng.), 4 Bbl. "Eng. Code UH" 1965

QTY	TIMING	YEARS	PART NO.	DESCRIPTION
1	3 Piece Set	65	KT3-498SA3	(1) 222-498; (1) 223-348; (1) 223-349
1	Timing Set w/Gaskets	65	CTS-1005	
1	Timing Chain	65	222-498	48 Links
1	Crank Sprocket	65	223-349	18 Teeth
1	Cam Sprocket	65	223-348	36 Teeth
QTY	CAMSHAFT/LIFTER	YEARS	PART NO.	DESCRIPTION
16	Lifter	65	HT-951 Std Only	Hyd.
16	Lifter, Bulk	65	HT-951B Std Only	Hyd.; Carton of 128
QTY	PUSH ROD	YEARS	PART NO.	DESCRIPTION
16	Push Rod	65	RP-3182 Std Only	.3125" dia.; 8.2800" O.A.L.
16	Push Rod, Bulk	65	BRP-3182 Std Only	.3125" dia.; Carton of 100; 8.2800" O.A.L.
QTY	VALVE	YEARS	PART NO.	DESCRIPTION
8	Exhaust	65	V-1770 Std Only	VINTAGE; 1.5620" Head Dia., 0.3422" Stem Dia., 4.7280" O.A.L.
8	Intake	65	V-1773 Std Only	VINTAGE; 1.8760" Head Dia., 0.3425" Stem Dia., 4.7382" O.A.L.
QTY	VALVE GUIDE	YEARS	PART NO.	DESCRIPTION
16	Guide	65	VG-5038 Std Only	0.3430" ID, 2.1200" O.A.L
16	Guide, Bulk	65	VG-5038B Std Only	Carton of 50; 0.3430" ID, 2.1200" O.A.L
QTY	VALVE SPRING	YEARS	PART NO.	DESCRIPTION
16	Spring	65	VS-1618R Std Only	Incl. damper; 1.9940" Free Height
QTY	VALVE SEAL	YEARS	PART NO.	DESCRIPTION
16	Valve Stem Seal	65	ST-2001 Std Only	Positive type; Installation requires valve guide machining; (RBBTF) Rubber/PTFE
16	Valve Stem Seal Bulk	65	ST-2001BC Std Only	Positive type; Installation requires valve guide machining; Carton of 100; (RBBTF) Rubber/PTFE
QTY	VALVE SEAT	YEARS	PART NO.	DESCRIPTION
8	Seat	65	245-1687-2 Std Only	Loc. Exh.; 1.6925" OD, 1.4375" ID, 0.2160" Depth
8	Seat	65	245-1687-2N Std Only	Loc. Exh.; Premium Material; 1.6925" OD, 1.4375" ID, 0.2160" Depth
8	Seat	65	245-2000-1 Std Only	Loc. Int.; 2.0055" OD, 1.7500" ID, 0.2160" Depth
QTY	VALVE, MISC	YEARS	PART NO.	DESCRIPTION
32	Keeper	65	VK-115A Std Only	1 groove; Square cut key groove; Carton pack 24
32	Keeper	65	VK-115 Std Only	1 groove; Square cut key groove; Carton pack 32
32	Keeper	65	VK-115R Std Only	1 groove; Square cut key groove; Hardened
32	Keeper, Bulk	65	VK-115B Std Only	1 groove; Square cut key groove; Carton of 1000
16	Spring Insert	65	259-303C Std Only	.015"; ID .703"; Carton of 100
16	Spring Insert	65	259-303B Std Only	.030"; ID .703"; Carton of 100
16	Spring Insert	65	259-303A Std Only	.060"; ID .703"; Carton of 100
16	Spring Insert	65	259-303ARS Std Only	.060"; ID .703"; Carton of 500
QTY	RINGS	YEARS	PART NO.	DESCRIPTION
1	Standard Set	65	E-252X Std-30	VINTAGE; 2-5/64, 1-3/16; Iron
QTY	ENGINE BEARINGS	YEARS	PART NO.	DESCRIPTION
1	Main Set	65	4281M Std-1-10-20-30	3.824" max. flange OD
1	Rod Set	65	8-3045A Std-10-20-30-40	A-Series aluminum bearings
8	Rod Pair	65	3045A Std-1-10-20-30-40	A-Series aluminum bearings
1	Cam Set	65	1234M Std Only	VINTAGE; Babbitt material; Full round design
QTY	OIL PUMP	YEARS	PART NO.	DESCRIPTION
1	Oil Pump	65	224-41203	
1	Oil Pump	65	224-41203V	High Volume, check pan for clearance; Use w/224-11203V screen
1	Inter. Shaft	65	224-61203	
1	Screen Assy.	65	224-11203	5/8" inlet tube
1	Screen Assy.	65	224-11203V	Bolt-on 3/4" tube; Use w/224-41203V pump
QTY	GASKETS	YEARS	PART NO.	DESCRIPTION
1	Kit Gasket Set	65	260-1008	VINTAGE; Int. manifold gskts. not incl.; Premium valve stem seals incl.
QTY	FREEZE PLUGS	YEARS	PART NO.	DESCRIPTION
1	Brass Block Plug Kit	65	381-8020	
1	Steel Block Plug Kit	65	381-4020	
1	Brass Deep Cup Freeze Plug	65	381-9002	1.500" Diameter, 0.375" Height
1	Steel Deep Cup Freeze Plug	65	381-3077	0.906" Diameter
1	Steel Deep Cup Freeze Plug	65	381-3133	1.500" Diameter, 0.375" Height
1	Steel Deep Cup Freeze Plug	65	381-3054	19/32" Diameter
1	Steel Deep Cup Freeze Plug	65	381-3131	2.094" Diameter

VALVE TRAIN

VALVE TRAIN

BLOCK

BLOCK

GM Car (Incl. Buick, Cad., Chev., Olds., Pontiac)

330 5.4L (5409cc) OHV V8 (16 Valve) (Oldsmobile), 3.9375" Bore (GMC Eng.), 2 Bbl. "Eng. Code UL" 1965 218

QTY	TIMING	YEARS	PART NO.	DESCRIPTION
1	3 Piece Set	65	KT3-498SA3	(1) 222-498; (1) 223-348; (1) 223-349
1	Timing Set w/Gaskets	65	CTS-1005	
1	Timing Chain	65	222-498	48 Links
1	Crank Sprocket	65	223-349	18 Teeth
1	Cam Sprocket	65	223-348	36 Teeth
QTY	CAMSHAFT/LIFTER	YEARS	PART NO.	DESCRIPTION
16	Lifter	65	HT-951 Std Only	Hyd.
16	Lifter, Bulk	65	HT-951B Std Only	Hyd.; Carton of 128
QTY	PUSH ROD	YEARS	PART NO.	DESCRIPTION
16	Push Rod	65	RP-3182 Std Only	.3125" dia.; 8.2800" O.A.L.
16	Push Rod, Bulk	65	BRP-3182 Std Only	.3125" dia.; Carton of 100; 8.2800" O.A.L.
QTY	VALVE	YEARS	PART NO.	DESCRIPTION
8	Exhaust	65	V-1770 Std Only	VINTAGE; 1.5620" Head Dia., 0.3422" Stem Dia., 4.7280" O.A.L.
8	Intake	65	V-1773 Std Only	VINTAGE; 1.8760" Head Dia., 0.3425" Stem Dia., 4.7382" O.A.L.
QTY	VALVE GUIDE	YEARS	PART NO.	DESCRIPTION
16	Guide	65	VG-5038 Std Only	0.3430" ID, 2.1200" O.A.L
16	Guide, Bulk	65	VG-5038B Std Only	Carton of 50; 0.3430" ID, 2.1200" O.A.L
QTY	VALVE SPRING	YEARS	PART NO.	DESCRIPTION
16	Spring	65	VS-1618R Std Only	Incl. damper; 1.9940" Free Height
QTY	VALVE SEAL	YEARS	PART NO.	DESCRIPTION
16	Valve Stem Seal	65	ST-2001 Std Only	Positive type; Installation requires valve guide machining; (RBBTF) Rubber/PTFE
16	Valve Stem Seal Bulk	65	ST-2001BC Std Only	Positive type; Installation requires valve guide machining; Carton of 100; (RBBTF) Rubber/PTFE
QTY	VALVE SEAT	YEARS	PART NO.	DESCRIPTION
8	Seat	65	245-1687-2 Std Only	Loc. Exh.; 1.6925" OD, 1.4375" ID, 0.2160" Depth
8	Seat	65	245-1687-2N Std Only	Loc. Exh.; Premium Material; 1.6925" OD, 1.4375" ID, 0.2160" Depth
8	Seat	65	245-2000-1 Std Only	Loc. Int.; 2.0055" OD, 1.7500" ID, 0.2160" Depth
QTY	VALVE, MISC	YEARS	PART NO.	DESCRIPTION
32	Keeper	65	VK-115A Std Only	1 groove; Square cut key groove; Carton pack 24
32	Keeper	65	VK-115 Std Only	1 groove; Square cut key groove; Carton pack 32
32	Keeper	65	VK-115R Std Only	1 groove; Square cut key groove; Hardened
32	Keeper, Bulk	65	VK-115B Std Only	1 groove; Square cut key groove; Carton of 1000
16	Spring Insert	65	259-303C Std Only	.015"; ID .703"; Carton of 100
16	Spring Insert	65	259-303B Std Only	.030"; ID .703"; Carton of 100
16	Spring Insert	65	259-303A Std Only	.060"; ID .703"; Carton of 100
16	Spring Insert	65	259-303ARS Std Only	.060"; ID .703"; Carton of 500
QTY	RINGS	YEARS	PART NO.	DESCRIPTION
1	Standard Set	65	E-252X Std-30	VINTAGE; 2-5/64, 1-3/16; Iron
QTY	ENGINE BEARINGS	YEARS	PART NO.	DESCRIPTION
1	Main Set	65	4281M Std-1-10-20-30	3.824" max. flange OD
1	Rod Set	65	8-3045A Std-10-20-30-40	A-Series aluminum bearings
8	Rod Pair	65	3045A Std-1-10-20-30-40	A-Series aluminum bearings
1	Cam Set	65	1234M Std Only	VINTAGE; Babbitt material; Full round design
QTY	OIL PUMP	YEARS	PART NO.	DESCRIPTION
1	Oil Pump	65	224-41203	
1	Oil Pump	65	224-41203V	High Volume, check pan for clearance; Use w/224-11203V screen
1	Inter. Shaft	65	224-61203	
1	Screen Assy.	65	224-11203	5/8" inlet tube
1	Screen Assy.	65	224-11203V	Bolt-on 3/4" tube; Use w/224-41203V pump
QTY	GASKETS	YEARS	PART NO.	DESCRIPTION
1	Kit Gasket Set	65	260-1008	VINTAGE; Int. manifold gskts. not incl.; Premium valve stem seals incl.
QTY	FREEZE PLUGS	YEARS	PART NO.	DESCRIPTION
1	Brass Block Plug Kit	65	381-8020	
1	Steel Block Plug Kit	65	381-4020	
1	Brass Deep Cup Freeze Plug	65	381-9002	1.500" Diameter, 0.375" Height
1	Steel Deep Cup Freeze Plug	65	381-3077	0.906" Diameter
1	Steel Deep Cup Freeze Plug	65	381-3133	1.500" Diameter, 0.375" Height
1	Steel Deep Cup Freeze Plug	65	381-3054	19/32" Diameter
1	Steel Deep Cup Freeze Plug	65	381-3131	2.094" Diameter

GM Car (Incl. Buick, Cad., Chev., Olds., Pontiac)

219 330 5.4L (5409cc) OHV V8 (16 Valve) (Oldsmobile), 3.9375" Bore (GMC Eng.), 2 Bbl. "Eng. Code W" 1967-1966

QTY	TIMING	YEARS	PART NO.	DESCRIPTION
1	3 Piece Set	67-66	KT3-498SA3	(1) 222-498; (1) 223-348; (1) 223-349
1	Timing Set w/Gaskets	67-66	CTS-1005	
1	Timing Chain	67-66	222-498	48 Links
1	Crank Sprocket	67-66	223-349	18 Teeth
1	Cam Sprocket	67-66	223-348	36 Teeth
QTY	CAMSHAFT/LIFTER	YEARS	PART NO.	DESCRIPTION
1	Camshaft	67	CS-651	39 deg. cam bank angle; Hydraulic, (050) Duration at .050 Lobe Lift, 207 Exh., 194 Int., 109 Degrees Lobe Separation
1	Prelube		55-403 Std Only	1.5 oz. packet
1	Prelube		55-400 Std Only	4 oz. bottle; 1.5 oz. packet No. 55-403 also avail.
16	Lifter	67-66	HT-951 Std Only	Hyd.
16	Lifter, Bulk	67-66	HT-951B Std Only	Hyd.; Carton of 128
QTY	CAM KIT	YEARS	PART NO.	DESCRIPTION
1	Cam/Lifter/Timing Kit	67	KCT-651	39 deg. cam bank angle; Hyd.; (1) 55-403B; (1) CS-651; (16) HT-951; (1) KT3-498SA3
QTY	PUSH ROD	YEARS	PART NO.	DESCRIPTION
16	Push Rod	67-66	RP-3182 Std Only	.3125" dia.; 8.2800" O.A.L.
16	Push Rod, Bulk	67-66	BRP-3182 Std Only	.3125" dia.; Carton of 100; 8.2800" O.A.L.
QTY	ROCKER PARTS	YEARS	PART NO.	DESCRIPTION
8	Arm Assy.	67-66	R-856 Std Only	VINTAGE; Incl. 2-arms & 1-pivot assy.
8	Arm Assy., Bulk	67-66	R-856B Std Only	VINTAGE; Incl. 2-arms & 1-pivot assy.; Carton of 64
8	Arm	67-66	R-856A Std Only	VINTAGE
8	Bridge	67-66	MR-1840 Std Only	
8	Pivot	67-66	MR-1903 Std Only	
QTY	VALVE	YEARS	PART NO.	DESCRIPTION
8	Exhaust	67-66	V-1770 Std Only	VINTAGE; 1.5620" Head Dia., 0.3422" Stem Dia., 4.7280" O.A.L.
8	Intake	67-66	V-1773 Std Only	VINTAGE; 1.8760" Head Dia., 0.3425" Stem Dia., 4.7382" O.A.L.
QTY	VALVE GUIDE	YEARS	PART NO.	DESCRIPTION
16	Guide	67-66	VG-5038 Std Only	0.3430" ID, 2.1200" O.A.L
16	Guide, Bulk	67-66	VG-5038B Std Only	Carton of 50; 0.3430" ID, 2.1200" O.A.L
QTY	VALVE SPRING	YEARS	PART NO.	DESCRIPTION
16	Spring	67-66	VS-1618R Std Only	Incl. damper; 1.9940" Free Height
QTY	VALVE SEAL	YEARS	PART NO.	DESCRIPTION
16	Valve Stem Seal	67-66	ST-2001 Std Only	Positive type; Installation requires valve guide machining; (RBBTF) Rubber/PTFE
16	Valve Stem Seal Bulk	67-66	ST-2001BC Std Only	Positive type; Installation requires valve guide machining; Carton of 100; (RBBTF) Rubber/PTFE
QTY	VALVE SEAT	YEARS	PART NO.	DESCRIPTION
8	Seat	67-66	245-1687-2 Std Only	Loc. Exh.; 1.6925" OD, 1.4375" ID, 0.2160" Depth
8	Seat	67-66	245-1687-2N Std Only	Loc. Exh.; Premium Material; 1.6925" OD, 1.4375" ID, 0.2160" Depth
8	Seat	67-66	245-2000-1 Std Only	Loc. Int.; 2.0055" OD, 1.7500" ID, 0.2160" Depth
QTY	VALVE, MISC	YEARS	PART NO.	DESCRIPTION
32	Keeper	67-66	VK-115A Std Only	1 groove; Square cut key groove; Carton pack 24
32	Keeper	67-66	VK-115 Std Only	1 groove; Square cut key groove; Carton pack 32
32	Keeper	67-66	VK-115R Std Only	1 groove; Square cut key groove; Hardened
32	Keeper, Bulk	67-66	VK-115B Std Only	1 groove; Square cut key groove; Carton of 1000
16	Spring Insert	67-66	259-303C Std Only	.015"; ID .703"; Carton of 100
16	Spring Insert	67-66	259-303B Std Only	.030"; ID .703"; Carton of 100
16	Spring Insert	67-66	259-303A Std Only	.060"; ID .703"; Carton of 100
16	Spring Insert	67-66	259-303ARS Std Only	.060"; ID .703"; Carton of 500
QTY	RINGS	YEARS	PART NO.	DESCRIPTION
1	Standard Set	67-66	E-252X Std-30	VINTAGE; 2-5/64, 1-3/16; Iron
QTY	ENGINE BEARINGS	YEARS	PART NO.	DESCRIPTION
1	Main Set	67-66	4281M Std-1-10-20-30	3.824" max. flange OD
1	Rod Set	67-66	8-3045A Std-10-20-30-40	A-Series aluminum bearings
8	Rod Pair	67-66	3045A Std-1-10-20-30-40	A-Series aluminum bearings
1	Cam Set	67-66	1234M Std Only	VINTAGE; Babbitt material; Full round design
QTY	OIL PUMP	YEARS	PART NO.	DESCRIPTION
1	Oil Pump	67-66	224-41203	
1	Oil Pump	67-66	224-41203V	High Volume, check pan for clearance; Use w/224-11203V screen
1	Inter. Shaft	67-66	224-61203	
1	Screen Assy.	67-66	224-11203	5/8" inlet tube

VALVE TRAIN

VALVE TRAIN

BLOCK

BLOCK

(continued on next page)

GM Car (Incl. Buick, Cad., Chev., Olds., Pontiac)

330 5.4L (5409cc) OHV V8 (16 Valve) (Oldsmobile), 3.9375" Bore (GMC Eng.), 2 Bbl. "Eng. Code W" 219
1967-1966 (cont.)

	QTY	OIL PUMP (cont.)	YEARS	PART NO.	DESCRIPTION
BLOCK	1	Screen Assy.	67-66	224-11203V	Bolt-on 3/4" tube; Use w/224-41203V pump
	1	GASKETS	67-66	260-1008	DESCRIPTION VINTAGE; Int. manifold gsks. not incl.; Premium valve stem seals incl.
	1	Valley Pan Gasket Set	67	260-4010	VINTAGE; Ser. No. prefix 4W or 8W
	1	FREEZE PLUGS	67-66	381-8020	DESCRIPTION
	1	Brass Block Plug Kit	67-66	381-4020	
	1	Brass Deep Cup Freeze Plug	67-66	381-9002	1.500" Diameter, 0.375" Height
	1	Steel Deep Cup Freeze Plug	67-66	381-3077	0.906" Diameter
	1	Steel Deep Cup Freeze Plug	67-66	381-3133	1.500" Diameter, 0.375" Height
1	Steel Deep Cup Freeze Plug	67-66	381-3054	19/32" Diameter	
1	Steel Deep Cup Freeze Plug	67-66	381-3131	2.094" Diameter	

330 5.4L (5409cc) OHV V8 (16 Valve) (Oldsmobile), 3.9375" Bore (GMC Eng.), 2 Bbl. "Eng. Code WE" 220
1967-1966

	QTY	TIMING	YEARS	PART NO.	DESCRIPTION
VALVE TRAIN	1	3 Piece Set	67-66	KT3-498SA3	(1) 222-498; (1) 223-348; (1) 223-349
	1	Timing Set w/Gaskets	67-66	CTS-1005	
	1	Timing Chain	67-66	222-498	48 Links
	1	Crank Sprocket	67-66	223-349	18 Teeth
	1	Cam Sprocket	67-66	223-348	36 Teeth
	1	CAMSHAFT/LIFTER	67	CS-651	DESCRIPTION 39 deg. cam bank angle; Hydraulic, (050) Duration at .050 Lobe Lift, 207 Exh., 194 Int., 109 Degrees Lobe Separation
	1	Prelube		55-403 Std Only	1.5 oz. packet
	1	Prelube		55-400 Std Only	4 oz. bottle; 1.5 oz. packet No. 55-403 also avail.
	16	Lifter	67-66	HT-951 Std Only	Hyd.
	16	Lifter, Bulk	67-66	HT-951B Std Only	Hyd.; Carton of 128
	1	CAM KIT	67	KCT-651	DESCRIPTION 39 deg. cam bank angle; Hyd.; (1) 55-403B; (1) CS-651; (16) HT-951; (1) KT3-498SA3
	16	PUSH ROD	67-66	RP-3182 Std Only	DESCRIPTION .3125" dia.; 8.2800" O.A.L.
	16	Push Rod, Bulk	67-66	BRP-3182 Std Only	.3125" dia.; Carton of 100; 8.2800" O.A.L.
	8	ROCKER PARTS	67-66	R-856 Std Only	DESCRIPTION VINTAGE; Incl. 2-arms & 1-pivot assy.
	8	Arm Assy., Bulk	67-66	R-856B Std Only	VINTAGE; Incl. 2-arms & 1-pivot assy.; Carton of 64
	8	Arm	67-66	R-856A Std Only	VINTAGE
	8	Bridge	67-66	MR-1840 Std Only	
	8	Pivot	67-66	MR-1903 Std Only	
	8	VALVE	67-66	V-1770 Std Only	DESCRIPTION VINTAGE; 1.5620" Head Dia., 0.3422" Stem Dia., 4.7280" O.A.L.
	8	Intake	67-66	V-1773 Std Only	VINTAGE; 1.8760" Head Dia., 0.3425" Stem Dia., 4.7382" O.A.L.
16	VALVE GUIDE	67-66	VG-5038 Std Only	DESCRIPTION 0.3430" ID, 2.1200" O.A.L	
16	Guide, Bulk	67-66	VG-5038B Std Only	Carton of 50; 0.3430" ID, 2.1200" O.A.L	
16	VALVE SPRING	67-66	VS-1618R Std Only	DESCRIPTION Incl. damper; 1.9940" Free Height	
16	VALVE SEAL	67-66	ST-2001 Std Only	DESCRIPTION Positive type; Installation requires valve guide machining; (RBBTF) Rubber/PTFE	
16	Valve Stem Seal Bulk	67-66	ST-2001BC Std Only	Positive type; Installation requires valve guide machining; Carton of 100; (RBBTF) Rubber/PTFE	
8	VALVE SEAT	67-66	245-1687-2 Std Only	DESCRIPTION Loc. Exh.; 1.6925" OD, 1.4375" ID, 0.2160" Depth	
8	Seat	67-66	245-1687-2N Std Only	Loc. Exh.; Premium Material; 1.6925" OD, 1.4375" ID, 0.2160" Depth	
8	Seat	67-66	245-2000-1 Std Only	Loc. Int.; 2.0055" OD, 1.7500" ID, 0.2160" Depth	
32	VALVE, MISC	67-66	VK-115A Std Only	DESCRIPTION 1 groove; Square cut key groove; Carton pack 24	
32	Keeper	67-66	VK-115 Std Only	1 groove; Square cut key groove; Carton pack 32	
32	Keeper	67-66	VK-115R Std Only	1 groove; Square cut key groove; Hardened	
32	Keeper, Bulk	67-66	VK-115B Std Only	1 groove; Square cut key groove; Carton of 1000	

(continued on next page)

GM Car (Incl. Buick, Cad., Chev., Olds., Pontiac)

220 330 5.4L (5409cc) OHV V8 (16 Valve) (Oldsmobile), 3.9375" Bore (GMC Eng.), 2 Bbl. "Eng. Code WE"
 (cont.) 1967-1966

QTY	VALVE, MISC (cont.)	YEARS	PART NO.	DESCRIPTION
16	Spring Insert	67-66	259-303C Std Only	.015"; ID .703"; Carton of 100
16	Spring Insert	67-66	259-303B Std Only	.030"; ID .703"; Carton of 100
16	Spring Insert	67-66	259-303A Std Only	.060"; ID .703"; Carton of 100
16	Spring Insert	67-66	259-303ARS Std Only	.060"; ID .703"; Carton of 500
QTY	RINGS	YEARS	PART NO.	DESCRIPTION
1	Standard Set	67-66	E-252X Std-30	VINTAGE; 2-5/64, 1-3/16; Iron
QTY	ENGINE BEARINGS	YEARS	PART NO.	DESCRIPTION
1	Main Set	67-66	4281M Std-1-10-20-30	3.824" max. flange OD
1	Rod Set	67-66	8-3045A Std-10-20-30-40	A-Series aluminum bearings
8	Rod Pair	67-66	3045A Std-1-10-20-30-40	A-Series aluminum bearings
1	Cam Set	67-66	1234M Std Only	VINTAGE; Babbitt material; Full round design
QTY	OIL PUMP	YEARS	PART NO.	DESCRIPTION
1	Oil Pump	67-66	224-41203	
1	Oil Pump	67-66	224-41203V	High Volume, check pan for clearance; Use w/224-11203V screen
1	Inter. Shaft	67-66	224-61203	
1	Screen Assy.	67-66	224-11203	5/8" inlet tube
1	Screen Assy.	67-66	224-11203V	Bolt-on 3/4" tube; Use w/224-41203V pump
QTY	GASKETS	YEARS	PART NO.	DESCRIPTION
1	Kit Gasket Set	67-66	260-1008	VINTAGE; Int. manifold gskts. not incl.; Premium valve stem seals incl.
1	Valley Pan Gasket Set	67	260-4010	VINTAGE; Ser. No. prefix 4W or 8W
QTY	FREEZE PLUGS	YEARS	PART NO.	DESCRIPTION
1	Brass Block Plug Kit	67-66	381-8020	
1	Steel Block Plug Kit	67-66	381-4020	
1	Brass Deep Cup Freeze Plug	67-66	381-9002	1.500" Diameter, 0.375" Height
1	Steel Deep Cup Freeze Plug	67-66	381-3077	0.906" Diameter
1	Steel Deep Cup Freeze Plug	67-66	381-3133	1.500" Diameter, 0.375" Height
1	Steel Deep Cup Freeze Plug	67-66	381-3054	19/32" Diameter
1	Steel Deep Cup Freeze Plug	67-66	381-3131	2.094" Diameter

221 330 5.4L (5409cc) OHV V8 (16 Valve) (Oldsmobile), 3.9375" Bore (GMC Eng.), 4 Bbl. "Eng. Code WG"
 1967-1966

QTY	TIMING	YEARS	PART NO.	DESCRIPTION
1	3 Piece Set	67-66	KT3-498SA3	(1) 222-498; (1) 223-348; (1) 223-349
1	Timing Set w/Gaskets	67-66	CTS-1005	
1	Timing Chain	67-66	222-498	48 Links
1	Crank Sprocket	67-66	223-349	18 Teeth
1	Cam Sprocket	67-66	223-348	36 Teeth
QTY	CAMSHAFT/LIFTER	YEARS	PART NO.	DESCRIPTION
1	Camshaft	67	CS-651	39 deg. cam bank angle; Hydraulic, (050) Duration at .050 Lobe Lift, 207 Exh., 194 Int., 109 Degrees Lobe Separation
1	Prelube		55-403 Std Only	1.5 oz. packet
1	Prelube		55-400 Std Only	4 oz. bottle; 1.5 oz. packet No. 55-403 also avail.
16	Lifter	67-66	HT-951 Std Only	Hyd.
16	Lifter, Bulk	67-66	HT-951B Std Only	Hyd.; Carton of 128
QTY	CAM KIT	YEARS	PART NO.	DESCRIPTION
1	Cam/Lifter/Timing Kit	67	KCT-651	39 deg. cam bank angle; Hyd.; (1) 55-403B; (1) CS-651; (16) HT-951; (1) KT3-498SA3
QTY	PUSH ROD	YEARS	PART NO.	DESCRIPTION
16	Push Rod	66	RP-3182 Std Only	Exc. Oldsmobile F-85 Holiday; .3125" dia.; 8.2800" O.A.L.
16	Push Rod, Bulk	66	BRP-3182 Std Only	Exc. Oldsmobile F-85 Holiday; .3125" dia.; Carton of 100; 8.2800" O.A.L.
QTY	ROCKER PARTS	YEARS	PART NO.	DESCRIPTION
8	Arm Assy.	67-66	R-856 Std Only	VINTAGE; Incl. 2-arms & 1-pivot assy.
8	Arm Assy., Bulk	67-66	R-856B Std Only	VINTAGE; Incl. 2-arms & 1-pivot assy.; Carton of 64
8	Arm	67-66	R-856A Std Only	VINTAGE
8	Bridge	67-66	MR-1840 Std Only	
8	Pivot	67-66	MR-1903 Std Only	
QTY	VALVE	YEARS	PART NO.	DESCRIPTION
8	Exhaust	67-66	V-1770 Std Only	VINTAGE; 1.5620" Head Dia., 0.3422" Stem Dia., 4.7280" O.A.L.
8	Intake	67-66	V-1773 Std Only	VINTAGE; 1.8760" Head Dia., 0.3425" Stem Dia., 4.7382" O.A.L.
QTY	VALVE GUIDE	YEARS	PART NO.	DESCRIPTION
16	Guide	67-66	VG-5038 Std Only	0.3430" ID, 2.1200" O.A.L.

(continued on next page)

GM Car (Incl. Buick, Cad., Chev., Olds., Pontiac)

330 5.4L (5409cc) OHV V8 (16 Valve) (Oldsmobile), 3.9375" Bore (GMC Eng.), 4 Bbl. "Eng. Code WG" 221
1967-1966 (cont.)

QTY	VALVE GUIDE (cont.)	YEARS	PART NO.	DESCRIPTION
16	Guide, Bulk	67-66	VG-5038B Std Only	Carton of 50; 0.3430" ID, 2.1200" O.A.L
16	VALVE SPRING	YEARS	PART NO.	DESCRIPTION
	Spring	67-66	VS-1618R Std Only	Incl. damper; 1.9940" Free Height
16	VALVE SEAL	YEARS	PART NO.	DESCRIPTION
	Valve Stem Seal	67-66	ST-2001 Std Only	Positive type; Installation requires valve guide machining; (RBBTF) Rubber/PTFE
16	Valve Stem Seal Bulk	67-66	ST-2001BC Std Only	Positive type; Installation requires valve guide machining; Carton of 100; (RBBTF) Rubber/PTFE
8	VALVE SEAT	YEARS	PART NO.	DESCRIPTION
	Seat	67-66	245-1687-2 Std Only	Loc. Exh.; 1.6925" OD, 1.4375" ID, 0.2160" Depth
8	Seat	67-66	245-1687-2N Std Only	Loc. Exh.; Premium Material; 1.6925" OD, 1.4375" ID, 0.2160" Depth
8	Seat	67-66	245-2000-1 Std Only	Loc. Int.; 2.0055" OD, 1.7500" ID, 0.2160" Depth
32	VALVE, MISC	YEARS	PART NO.	DESCRIPTION
	Keeper	67-66	VK-115A Std Only	1 groove; Square cut key groove; Carton pack 24
32	Keeper	67-66	VK-115 Std Only	1 groove; Square cut key groove; Carton pack 32
32	Keeper	67-66	VK-115R Std Only	1 groove; Square cut key groove; Hardened
32	Keeper, Bulk	67-66	VK-115B Std Only	1 groove; Square cut key groove; Carton of 1000
16	Spring Insert	67-66	259-303C Std Only	.015"; ID .703"; Carton of 100
16	Spring Insert	67-66	259-303B Std Only	.030"; ID .703"; Carton of 100
16	Spring Insert	67-66	259-303A Std Only	.060"; ID .703"; Carton of 100
16	Spring Insert	67-66	259-303ARS Std Only	.060"; ID .703"; Carton of 500
1	RINGS	YEARS	PART NO.	DESCRIPTION
	Standard Set	67-66	E-252X Std-30	VINTAGE; 2-5/64, 1-3/16; Iron
1	ENGINE BEARINGS	YEARS	PART NO.	DESCRIPTION
	Main Set	67-66	4281M Std-1-10-20-30	3.824" max. flange OD
1	Rod Set	67-66	8-3045A Std-10-20-30-40	A-Series aluminum bearings
8	Rod Pair	67-66	3045A Std-1-10-20-30-40	A-Series aluminum bearings
1	Cam Set	67-66	1234M Std Only	VINTAGE; Babbitt material; Full round design
1	OIL PUMP	YEARS	PART NO.	DESCRIPTION
	Oil Pump	67-66	224-41203	High Volume, check pan for clearance; Use w/224-11203V screen
1	Oil Pump	67-66	224-41203V	
1	Inter. Shaft	67-66	224-61203	
1	Screen Assy.	67-66	224-11203	5/8" inlet tube
1	Screen Assy.	67-66	224-11203V	Bolt-on 3/4" tube; Use w/224-41203V pump
1	GASKETS	YEARS	PART NO.	DESCRIPTION
	Kit Gasket Set	67-66	260-1008	VINTAGE; Int. manifold gskts. not incl.; Premium valve stem seals incl.
1	Valley Pan Gasket Set	67	260-4010	VINTAGE; Ser. No. prefix 4W or 8W
1	FREEZE PLUGS	YEARS	PART NO.	DESCRIPTION
	Brass Block Plug Kit	67-66	381-8020	1.500" Diameter, 0.375" Height
1	Steel Block Plug Kit	67-66	381-4020	
1	Brass Deep Cup Freeze Plug	67-66	381-9002	0.906" Diameter
1	Steel Deep Cup Freeze Plug	67-66	381-3077	1.500" Diameter, 0.375" Height
1	Steel Deep Cup Freeze Plug	67-66	381-3133	19/32" Diameter
1	Steel Deep Cup Freeze Plug	67-66	381-3054	2.094" Diameter
1	Steel Deep Cup Freeze Plug	67-66	381-3131	
330 5.4L (5409cc) OHV V8 (16 Valve) (Oldsmobile), 3.9375" Bore (GMC Eng.), 4 Bbl. "Eng. Code WH" 222 1967-1966				
1	TIMING	YEARS	PART NO.	DESCRIPTION
	3 Piece Set	67-66	KT3-498SA3	(1) 222-498; (1) 223-348; (1) 223-349
1	Timing Set w/Gaskets	67-66	CTS-1005	
1	Timing Chain	67-66	222-498	48 Links
1	Crank Sprocket	67-66	223-349	18 Teeth
1	Cam Sprocket	67-66	223-348	36 Teeth
1	CAMSHAFT/LIFTER	YEARS	PART NO.	DESCRIPTION
	Camshaft	67	CS-651	39 deg. cam bank angle; Hydraulic, (.050) Duration at .050 Lobe Lift, 207 Exh., 194 Int., 109 Degrees Lobe Separation
1	Prelube		55-403 Std Only	1.5 oz. packet
1	Prelube		55-400 Std Only	4 oz. bottle; 1.5 oz. packet No. 55-403 also avail.
16	Lifter	67-66	HT-951 Std Only	Hyd.
16	Lifter, Bulk	67-66	HT-951B Std Only	Hyd.; Carton of 128

(continued on next page)

GM Car (Incl. Buick, Cad., Chev., Olds., Pontiac)

222 330 5.4L (5409cc) OHV V8 (16 Valve) (Oldsmobile), 3.9375" Bore (GMC Eng.), 4 Bbl. "Eng. Code WH"
 (cont.) 1967-1966

QTY	CAM KIT	YEARS	PART NO.	DESCRIPTION
1	Cam/Lifter/Timing Kit	67	KCT-651	39 deg. cam bank angle; Hyd.; (1) 55-403B; (1) CS-651; (16) HT-951; (1) KT3-498SA3
QTY	PUSH ROD	YEARS	PART NO.	DESCRIPTION
16	Push Rod	67	RP-3182 Std Only	.3125" dia.; 8.2800" O.A.L.
16	Push Rod	66	RP-3182 Std Only	Exc. Oldsmobile F-85 Holiday; .3125" dia.; 8.2800" O.A.L.
16	Push Rod, Bulk	67	BRP-3182 Std Only	.3125" dia.; Carton of 100; 8.2800" O.A.L.
16	Push Rod, Bulk	66	BRP-3182 Std Only	Exc. Oldsmobile F-85 Holiday; .3125" dia.; Carton of 100; 8.2800" O.A.L.
QTY	ROCKER PARTS	YEARS	PART NO.	DESCRIPTION
8	Arm Assy.	67-66	R-856 Std Only	VINTAGE; Incl. 2-arms & 1-pivot assy.
8	Arm Assy., Bulk	67-66	R-856B Std Only	VINTAGE; Incl. 2-arms & 1-pivot assy.; Carton of 64
8	Arm	67-66	R-856A Std Only	VINTAGE
8	Bridge	67-66	MR-1840 Std Only	
8	Pivot	67-66	MR-1903 Std Only	
QTY	VALVE	YEARS	PART NO.	DESCRIPTION
8	Exhaust	67-66	V-1770 Std Only	VINTAGE; 1.5620" Head Dia., 0.3422" Stem Dia., 4.7280" O.A.L.
8	Intake	67-66	V-1773 Std Only	VINTAGE; 1.8760" Head Dia., 0.3425" Stem Dia., 4.7382" O.A.L.
QTY	VALVE GUIDE	YEARS	PART NO.	DESCRIPTION
16	Guide	67-66	VG-5038 Std Only	0.3430" ID, 2.1200" O.A.L
16	Guide, Bulk	67-66	VG-5038B Std Only	Carton of 50; 0.3430" ID, 2.1200" O.A.L
QTY	VALVE SPRING	YEARS	PART NO.	DESCRIPTION
16	Spring	67-66	VS-1618R Std Only	Incl. damper; 1.9940" Free Height
QTY	VALVE SEAL	YEARS	PART NO.	DESCRIPTION
16	Valve Stem Seal	67-66	ST-2001 Std Only	Positive type; Installation requires valve guide machining; (RBBTF) Rubber/PTFE
16	Valve Stem Seal Bulk	67-66	ST-2001BC Std Only	Positive type; Installation requires valve guide machining; Carton of 100; (RBBTF) Rubber/PTFE
QTY	VALVE SEAT	YEARS	PART NO.	DESCRIPTION
8	Seat	67-66	245-1687-2 Std Only	Loc. Exh.; 1.6925" OD, 1.4375" ID, 0.2160" Depth
8	Seat	67-66	245-1687-2N Std Only	Loc. Exh.; Premium Material; 1.6925" OD, 1.4375" ID, 0.2160" Depth
8	Seat	67-66	245-2000-1 Std Only	Loc. Int.; 2.0055" OD, 1.7500" ID, 0.2160" Depth
QTY	VALVE, MISC	YEARS	PART NO.	DESCRIPTION
32	Keeper	67-66	VK-115A Std Only	1 groove; Square cut key groove; Carton pack 24
32	Keeper	67-66	VK-115 Std Only	1 groove; Square cut key groove; Carton pack 32
32	Keeper	67-66	VK-115R Std Only	1 groove; Square cut key groove; Hardened
32	Keeper, Bulk	67-66	VK-115B Std Only	1 groove; Square cut key groove; Carton of 1000
16	Spring Insert	67-66	259-303C Std Only	.015"; ID .703"; Carton of 100
16	Spring Insert	67-66	259-303B Std Only	.030"; ID .703"; Carton of 100
16	Spring Insert	67-66	259-303A Std Only	.060"; ID .703"; Carton of 100
16	Spring Insert	67-66	259-303ARS Std Only	.060"; ID .703"; Carton of 500
QTY	RINGS	YEARS	PART NO.	DESCRIPTION
1	Standard Set	67-66	E-252X Std-30	VINTAGE; 2-5/64, 1-3/16; Iron
QTY	ENGINE BEARINGS	YEARS	PART NO.	DESCRIPTION
1	Main Set	67-66	4281M Std-1-10-20-30	3.824" max. flange OD
1	Rod Set	67-66	8-3045A Std-10-20-30-40	A-Series aluminum bearings
8	Rod Pair	67-66	3045A Std-1-10-20-30-40	A-Series aluminum bearings
1	Cam Set	67-66	1234M Std Only	VINTAGE; Babbitt material; Full round design
QTY	OIL PUMP	YEARS	PART NO.	DESCRIPTION
1	Oil Pump	67-66	224-41203	
1	Oil Pump	67-66	224-41203V	High Volume, check pan for clearance; Use w/224-11203V screen
1	Inter. Shaft	67-66	224-61203	
1	Screen Assy.	67-66	224-11203	5/8" inlet tube
1	Screen Assy.	67-66	224-11203V	Bolt-on 3/4" tube; Use w/224-41203V pump
QTY	GASKETS	YEARS	PART NO.	DESCRIPTION
1	Kit Gasket Set	67-66	260-1008	VINTAGE; Int. manifold gskts. not incl.; Premium valve stem seals incl.
1	Valley Pan Gasket Set	67	260-4010	VINTAGE; Ser. No. prefix 4W or 8W
QTY	FREEZE PLUGS	YEARS	PART NO.	DESCRIPTION
1	Brass Block Plug Kit	67-66	381-8020	
1	Steel Block Plug Kit	67-66	381-4020	
1	Brass Deep Cup Freeze Plug	67-66	381-9002	1.500" Diameter, 0.375" Height
1	Steel Deep Cup Freeze Plug	67-66	381-3077	0.906" Diameter
1	Steel Deep Cup Freeze Plug	67-66	381-3133	1.500" Diameter, 0.375" Height

(continued on next page)

GM Car (Incl. Buick, Cad., Chev., Olds., Pontiac)

330 5.4L (5409cc) OHV V8 (16 Valve) (Oldsmobile), 3.9375" Bore (GMC Eng.), 4 Bbl. "Eng. Code WH" 222
 1967-1966 (cont.)

QTY	FREEZE PLUGS (cont.)	YEARS	PART NO.	DESCRIPTION
1	Steel Deep Cup Freeze Plug	67-66	381-3054	19/32" Diameter
1	Steel Deep Cup Freeze Plug	67-66	381-3131	2.094" Diameter

330 5.4L (5409cc) OHV V8 (16 Valve) (Oldsmobile), 3.9375" Bore (GMC Eng.), 4 Bbl. "Eng. Code WL" 1966 223

QTY	TIMING	YEARS	PART NO.	DESCRIPTION
1	3 Piece Set	66	KT3-498SA3	(1) 222-498; (1) 223-348; (1) 223-349
1	Timing Set w/Gaskets	66	CTS-1005	
1	Timing Chain	66	222-498	48 Links
1	Crank Sprocket	66	223-349	18 Teeth
1	Cam Sprocket	66	223-348	36 Teeth
QTY	CAMSHAFT/LIFTER	YEARS	PART NO.	DESCRIPTION
16	Lifter	66	HT-951 Std Only	Hyd.
16	Lifter, Bulk	66	HT-951B Std Only	Hyd.; Carton of 128
QTY	PUSH ROD	YEARS	PART NO.	DESCRIPTION
16	Push Rod	66	RP-3182 Std Only	.3125" dia.; 8.2800" O.A.L.
16	Push Rod, Bulk	66	BRP-3182 Std Only	.3125" dia.; Carton of 100; 8.2800" O.A.L.
QTY	ROCKER PARTS	YEARS	PART NO.	DESCRIPTION
8	Arm Assy.	66	R-856 Std Only	VINTAGE; Incl. 2-arms & 1-pivot assy.
8	Arm Assy., Bulk	66	R-856B Std Only	VINTAGE; Incl. 2-arms & 1-pivot assy.; Carton of 64
8	Arm	66	R-856A Std Only	VINTAGE
8	Bridge	66	MR-1840 Std Only	
8	Pivot	66	MR-1903 Std Only	
QTY	VALVE	YEARS	PART NO.	DESCRIPTION
8	Exhaust	66	V-1770 Std Only	VINTAGE; 1.5620" Head Dia., 0.3422" Stem Dia., 4.7280" O.A.L.
8	Intake	66	V-1773 Std Only	VINTAGE; 1.8760" Head Dia., 0.3425" Stem Dia., 4.7382" O.A.L.
QTY	VALVE GUIDE	YEARS	PART NO.	DESCRIPTION
16	Guide	66	VG-5038 Std Only	0.3430" ID, 2.1200" O.A.L
16	Guide, Bulk	66	VG-5038B Std Only	Carton of 50; 0.3430" ID, 2.1200" O.A.L
QTY	VALVE SPRING	YEARS	PART NO.	DESCRIPTION
16	Spring	66	VS-1618R Std Only	Incl. damper; 1.9940" Free Height
QTY	VALVE SEAL	YEARS	PART NO.	DESCRIPTION
16	Valve Stem Seal	66	ST-2001 Std Only	Positive type; Installation requires valve guide machining; (RBBTF) Rubber/PTFE
16	Valve Stem Seal Bulk	66	ST-2001BC Std Only	Positive type; Installation requires valve guide machining; Carton of 100; (RBBTF) Rubber/PTFE
QTY	VALVE SEAT	YEARS	PART NO.	DESCRIPTION
8	Seat	66	245-1687-2 Std Only	Loc. Exh.; 1.6925" OD, 1.4375" ID, 0.2160" Depth
8	Seat	66	245-1687-2N Std Only	Loc. Exh.; Premium Material; 1.6925" OD, 1.4375" ID, 0.2160" Depth
8	Seat	66	245-2000-1 Std Only	Loc. Int.; 2.0055" OD, 1.7500" ID, 0.2160" Depth
QTY	VALVE, MISC	YEARS	PART NO.	DESCRIPTION
32	Keeper	66	VK-115A Std Only	1 groove; Square cut key groove; Carton pack 24
32	Keeper	66	VK-115 Std Only	1 groove; Square cut key groove; Carton pack 32
32	Keeper	66	VK-115R Std Only	1 groove; Square cut key groove; Hardened
32	Keeper, Bulk	66	VK-115B Std Only	1 groove; Square cut key groove; Carton of 1000
16	Spring Insert	66	259-303C Std Only	.015"; ID .703"; Carton of 100
16	Spring Insert	66	259-303B Std Only	.030"; ID .703"; Carton of 100
16	Spring Insert	66	259-303A Std Only	.060"; ID .703"; Carton of 100
16	Spring Insert	66	259-303ARS Std Only	.060"; ID .703"; Carton of 500
QTY	RINGS	YEARS	PART NO.	DESCRIPTION
1	Standard Set	66	E-252X Std-30	VINTAGE; 2-5/64, 1-3/16; Iron
QTY	ENGINE BEARINGS	YEARS	PART NO.	DESCRIPTION
1	Main Set	66	4281M Std-1-10-20-30	3.824" max. flange OD
1	Rod Set	66	8-3045A Std-10-20-30-40	A-Series aluminum bearings
8	Rod Pair	66	3045A Std-1-10-20-30-40	A-Series aluminum bearings
1	Cam Set	66	1234M Std Only	VINTAGE; Babbitt material; Full round design
QTY	OIL PUMP	YEARS	PART NO.	DESCRIPTION
1	Oil Pump	66	224-41203	
1	Oil Pump	66	224-41203V	High Volume, check pan for clearance; Use w/224-11203V screen
1	Inter. Shaft	66	224-61203	
1	Screen Assy.	66	224-11203	5/8" inlet tube
1	Screen Assy.	66	224-11203V	Bolt-on 3/4" tube; Use w/224-41203V pump

(continued on next page)

GM Car (Incl. Buick, Cad., Chev., Olds., Pontiac)

223 330 5.4L (5409cc) OHV V8 (16 Valve) (Oldsmobile), 3.9375" Bore (GMC Eng.), 4 Bbl. "Eng. Code WL" 1966
(cont.)

BLOCK	QTY	GASKETS	YEARS	PART NO.	DESCRIPTION	BLOCK
	1	Kit Gasket Set	66	260-1008	VINTAGE; Int. manifold gskts. not incl.; Premium valve stem seals incl.	
	QTY	FREEZE PLUGS	YEARS	PART NO.	DESCRIPTION	
	1	Brass Block Plug Kit	66	381-8020		
	1	Steel Block Plug Kit	66	381-4020		
	1	Brass Deep Cup Freeze Plug	66	381-9002	1.500" Diameter, 0.375" Height	
	1	Steel Deep Cup Freeze Plug	66	381-3077	0.906" Diameter	
	1	Steel Deep Cup Freeze Plug	66	381-3133	1.500" Diameter, 0.375" Height	
	1	Steel Deep Cup Freeze Plug	66	381-3054	19/32" Diameter	
	1	Steel Deep Cup Freeze Plug	66	381-3131	2.094" Diameter	

224 330 5.4L (5409cc) OHV V8 (16 Valve) (Oldsmobile), 3.9375" Bore (GMC Eng.), 2 Bbl. "Eng. Code X" 1966

VALVE TRAIN	QTY	TIMING	YEARS	PART NO.	DESCRIPTION	VALVE TRAIN
	1	3 Piece Set	66	KT3-498SA3	(1) 222-498; (1) 223-348; (1) 223-349	
	1	Timing Set w/Gaskets	66	CTS-1005		
	1	Timing Chain	66	222-498	48 Links	
	1	Crank Sprocket	66	223-349	18 Teeth	
	1	Cam Sprocket	66	223-348	36 Teeth	
	QTY	CAMSHAFT/LIFTER	YEARS	PART NO.	DESCRIPTION	
	16	Lifter	66	HT-951 Std Only	Hyd.	
	16	Lifter, Bulk	66	HT-951B Std Only	Hyd.; Carton of 128	
	QTY	PUSH ROD	YEARS	PART NO.	DESCRIPTION	
	16	Push Rod	66	RP-3182 Std Only	.3125" dia.; 8.2800" O.A.L.	
	16	Push Rod, Bulk	66	BRP-3182 Std Only	.3125" dia.; Carton of 100; 8.2800" O.A.L.	
	QTY	ROCKER PARTS	YEARS	PART NO.	DESCRIPTION	
	8	Arm Assy.	66	R-856 Std Only	VINTAGE; Incl. 2-arms & 1-pivot assy.	
	8	Arm Assy., Bulk	66	R-856B Std Only	VINTAGE; Incl. 2-arms & 1-pivot assy.; Carton of 64	
	8	Arm	66	R-856A Std Only	VINTAGE	
	8	Bridge	66	MR-1840 Std Only		
	8	Pivot	66	MR-1903 Std Only		
	QTY	VALVE	YEARS	PART NO.	DESCRIPTION	
	8	Exhaust	66	V-1770 Std Only	VINTAGE; 1.5620" Head Dia., 0.3422" Stem Dia., 4.7280" O.A.L.	
	8	Intake	66	V-1773 Std Only	VINTAGE; 1.8760" Head Dia., 0.3425" Stem Dia., 4.7382" O.A.L.	
	QTY	VALVE GUIDE	YEARS	PART NO.	DESCRIPTION	
	16	Guide	66	VG-5038 Std Only	0.3430" ID, 2.1200" O.A.L	
	16	Guide, Bulk	66	VG-5038B Std Only	Carton of 50; 0.3430" ID, 2.1200" O.A.L	
	QTY	VALVE SPRING	YEARS	PART NO.	DESCRIPTION	
	16	Spring	66	VS-1618R Std Only	Incl. damper; 1.9940" Free Height	
	QTY	VALVE SEAL	YEARS	PART NO.	DESCRIPTION	
	16	Valve Stem Seal	66	ST-2001 Std Only	Positive type; Installation requires valve guide machining; (RBBTF) Rubber/PTFE	
	16	Valve Stem Seal Bulk	66	ST-2001BC Std Only	Positive type; Installation requires valve guide machining; Carton of 100; (RBBTF) Rubber/PTFE	
	QTY	VALVE SEAT	YEARS	PART NO.	DESCRIPTION	
	8	Seat	66	245-1687-2 Std Only	Loc. Exh.; 1.6925" OD, 1.4375" ID, 0.2160" Depth	
	8	Seat	66	245-1687-2N Std Only	Loc. Exh.; Premium Material; 1.6925" OD, 1.4375" ID, 0.2160" Depth	
	8	Seat	66	245-2000-1 Std Only	Loc. Int.; 2.0055" OD, 1.7500" ID, 0.2160" Depth	
	QTY	VALVE, MISC	YEARS	PART NO.	DESCRIPTION	
	32	Keeper	66	VK-115A Std Only	1 groove; Square cut key groove; Carton pack 24	
	32	Keeper	66	VK-115 Std Only	1 groove; Square cut key groove; Carton pack 32	
	32	Keeper	66	VK-115R Std Only	1 groove; Square cut key groove; Hardened	
	32	Keeper, Bulk	66	VK-115B Std Only	1 groove; Square cut key groove; Carton of 1000	
	16	Spring Insert	66	259-303C Std Only	.015"; ID .703"; Carton of 100	
	16	Spring Insert	66	259-303B Std Only	.030"; ID .703"; Carton of 100	
	16	Spring Insert	66	259-303A Std Only	.060"; ID .703"; Carton of 100	
	16	Spring Insert	66	259-303ARS Std Only	.060"; ID .703"; Carton of 500	
	QTY	RINGS	YEARS	PART NO.	DESCRIPTION	
	1	Standard Set	66	E-252X Std-30	VINTAGE; 2-5/64, 1-3/16; Iron	
	QTY	ENGINE BEARINGS	YEARS	PART NO.	DESCRIPTION	
	1	Main Set	66	4281M Std-1-10-20-30	3.824" max. flange OD	
	1	Rod Set	66	8-3045A Std-10-20-30-40	A-Series aluminum bearings	
	8	Rod Pair	66	3045A Std-1-10-20-30-40	A-Series aluminum bearings	
	1	Cam Set	66	1234M Std Only	VINTAGE; Babbitt material; Full round design	

(continued on next page)

GM Car (Incl. Buick, Cad., Chev., Olds., Pontiac)

330 5.4L (5409cc) OHV V8 (16 Valve) (Oldsmobile), 3.9375" Bore (GMC Eng.), 2 Bbl. "Eng. Code X" 1966 224 (cont.)

BLOCK	QTY	OIL PUMP	YEARS	PART NO.	DESCRIPTION	BLOCK
	1	Oil Pump	66	224-41203		
	1	Oil Pump	66	224-41203V	High Volume, check pan for clearance; Use w/224-11203V screen	
	1	Inter. Shaft	66	224-61203		
	1	Screen Assy.	66	224-11203	5/8" inlet tube	
	1	Screen Assy.	66	224-11203V	Bolt-on 3/4" tube; Use w/224-41203V pump	
BLOCK	QTY	GASKETS	YEARS	PART NO.	DESCRIPTION	BLOCK
	1	Kit Gasket Set	66	260-1008	VINTAGE; Int. manifold gskts. not incl.; Premium valve stem seals incl.	
BLOCK	QTY	FREEZE PLUGS	YEARS	PART NO.	DESCRIPTION	BLOCK
	1	Brass Block Plug Kit	66	381-8020		
	1	Steel Block Plug Kit	66	381-4020		
	1	Brass Deep Cup Freeze Plug	66	381-9002	1.500" Diameter, 0.375" Height	
	1	Steel Deep Cup Freeze Plug	66	381-3077	0.906" Diameter	
	1	Steel Deep Cup Freeze Plug	66	381-3133	1.500" Diameter, 0.375" Height	
	1	Steel Deep Cup Freeze Plug	66	381-3054	19/32" Diameter	
	1	Steel Deep Cup Freeze Plug	66	381-3131	2.094" Diameter	

330 5.4L (5409cc) OHV V8 (16 Valve) (Oldsmobile), 3.9375" Bore (GMC Eng.), 2 Bbl. "Eng. Code XE" 225 1967-1966

VALVE TRAIN	QTY	TIMING	YEARS	PART NO.	DESCRIPTION	VALVE TRAIN
	1	3 Piece Set	67-66	KT3-498SA3	(1) 222-498; (1) 223-348; (1) 223-349	
	1	Timing Set w/Gaskets	67-66	CTS-1005		
	1	Timing Chain	67-66	222-498	48 Links	
	1	Crank Sprocket	67-66	223-349	18 Teeth	
	1	Cam Sprocket	67-66	223-348	36 Teeth	
VALVE TRAIN	QTY	CAMSHAFT/LIFTER	YEARS	PART NO.	DESCRIPTION	VALVE TRAIN
	1	Camshaft	67	CS-651	39 deg. cam bank angle; Hydraulic, (050) Duration at .050 Lobe Lift, 207 Exh., 194 Int., 109 Degrees Lobe Separation	
	1	Prelube		55-403 Std Only	1.5 oz. packet	
	1	Prelube		55-400 Std Only	4 oz. bottle; 1.5 oz. packet No. 55-403 also avail.	
	16	Lifter	67-66	HT-951 Std Only	Hyd.	
	16	Lifter, Bulk	67-66	HT-951B Std Only	Hyd.; Carton of 128	
VALVE TRAIN	QTY	CAM KIT	YEARS	PART NO.	DESCRIPTION	VALVE TRAIN
	1	Cam/Lifter/Timing Kit	67	KCT-651	39 deg. cam bank angle; Hyd.; (1) 55-403B; (1) CS-651; (16) HT-951; (1) KT3-498SA3	
VALVE TRAIN	QTY	PUSH ROD	YEARS	PART NO.	DESCRIPTION	VALVE TRAIN
	16	Push Rod	67-66	RP-3182 Std Only	.3125" dia.; 8.2800" O.A.L.	
	16	Push Rod, Bulk	67-66	BRP-3182 Std Only	.3125" dia.; Carton of 100; 8.2800" O.A.L.	
VALVE TRAIN	QTY	ROCKER PARTS	YEARS	PART NO.	DESCRIPTION	VALVE TRAIN
	8	Arm Assy.	67-66	R-856 Std Only	VINTAGE; Incl. 2-arms & 1-pivot assy.	
	8	Arm Assy., Bulk	67-66	R-856B Std Only	VINTAGE; Incl. 2-arms & 1-pivot assy.; Carton of 64	
	8	Arm	67-66	R-856A Std Only	VINTAGE	
	8	Bridge	67-66	MR-1840 Std Only		
	8	Pivot	67-66	MR-1903 Std Only		
VALVE TRAIN	QTY	VALVE	YEARS	PART NO.	DESCRIPTION	VALVE TRAIN
	8	Exhaust	67-66	V-1770 Std Only	VINTAGE; 1.5620" Head Dia., 0.3422" Stem Dia., 4.7280" O.A.L.	
	8	Intake	67-66	V-1773 Std Only	VINTAGE; 1.8760" Head Dia., 0.3425" Stem Dia., 4.7382" O.A.L.	
VALVE TRAIN	QTY	VALVE GUIDE	YEARS	PART NO.	DESCRIPTION	VALVE TRAIN
	16	Guide	67-66	VG-5038 Std Only	0.3430" ID, 2.1200" O.A.L.	
	16	Guide, Bulk	67-66	VG-5038B Std Only	Carton of 50; 0.3430" ID, 2.1200" O.A.L.	
VALVE TRAIN	QTY	VALVE SPRING	YEARS	PART NO.	DESCRIPTION	VALVE TRAIN
	16	Spring	67-66	VS-1618R Std Only	Incl. damper; 1.9940" Free Height	
VALVE TRAIN	QTY	VALVE SEAL	YEARS	PART NO.	DESCRIPTION	VALVE TRAIN
	16	Valve Stem Seal	67-66	ST-2001 Std Only	Positive type; Installation requires valve guide machining; (RBBTF) Rubber/PTFE	
	16	Valve Stem Seal Bulk	67-66	ST-2001BC Std Only	Positive type; Installation requires valve guide machining; Carton of 100; (RBBTF) Rubber/PTFE	
VALVE TRAIN	QTY	VALVE SEAT	YEARS	PART NO.	DESCRIPTION	VALVE TRAIN
	8	Seat	67-66	245-1687-2 Std Only	Loc. Exh.; 1.6925" OD, 1.4375" ID, 0.2160" Depth	
	8	Seat	67-66	245-1687-2N Std Only	Loc. Exh.; Premium Material; 1.6925" OD, 1.4375" ID, 0.2160" Depth	
	8	Seat	67-66	245-2000-1 Std Only	Loc. Int.; 2.0055" OD, 1.7500" ID, 0.2160" Depth	

(continued on next page)

GM Car (Incl. Buick, Cad., Chev., Olds., Pontiac)

225 330 5.4L (5409cc) OHV V8 (16 Valve) (Oldsmobile), 3.9375" Bore (GMC Eng.), 2 Bbl. "Eng. Code XE"
(cont.) 1967-1966

QTY	VALVE, MISC	YEARS	PART NO.	DESCRIPTION
32	Keeper	67-66	VK-115A Std Only	1 groove; Square cut key groove; Carton pack 24
32	Keeper	67-66	VK-115 Std Only	1 groove; Square cut key groove; Carton pack 32
32	Keeper	67-66	VK-115R Std Only	1 groove; Square cut key groove; Hardened
32	Keeper, Bulk	67-66	VK-115B Std Only	1 groove; Square cut key groove; Carton of 1000
16	Spring Insert	67-66	259-303C Std Only	.015"; ID .703"; Carton of 100
16	Spring Insert	67-66	259-303B Std Only	.030"; ID .703"; Carton of 100
16	Spring Insert	67-66	259-303A Std Only	.060"; ID .703"; Carton of 100
16	Spring Insert	67-66	259-303ARS Std Only	.060"; ID .703"; Carton of 500
QTY	RINGS	YEARS	PART NO.	DESCRIPTION
1	Standard Set	67-66	E-252X Std-30	VINTAGE; 2-5/64, 1-3/16; Iron
QTY	ENGINE BEARINGS	YEARS	PART NO.	DESCRIPTION
1	Main Set	67-66	4281M Std-1-10-20-30	3.824" max. flange OD
1	Rod Set	67-66	8-3045A Std-10-20-30-40	A-Series aluminum bearings
8	Rod Pair	67-66	3045A Std-1-10-20-30-40	A-Series aluminum bearings
1	Cam Set	67-66	1234M Std Only	VINTAGE; Babbitt material; Full round design
QTY	OIL PUMP	YEARS	PART NO.	DESCRIPTION
1	Oil Pump	67-66	224-41203	
1	Oil Pump	67-66	224-41203V	High Volume, check pan for clearance; Use w/224-11203V screen
1	Inter. Shaft	67-66	224-61203	
1	Screen Assy.	67-66	224-11203	5/8" inlet tube
1	Screen Assy.	67-66	224-11203V	Bolt-on 3/4" tube; Use w/224-41203V pump
QTY	GASKETS	YEARS	PART NO.	DESCRIPTION
1	Kit Gasket Set	67-66	260-1008	VINTAGE; Int. manifold gskts. not incl.; Premium valve stem seals incl.
1	Valley Pan Gasket Set	67	260-4010	VINTAGE; Ser. No. prefix 4W or 8W
QTY	FREEZE PLUGS	YEARS	PART NO.	DESCRIPTION
1	Brass Block Plug Kit	67-66	381-8020	
1	Steel Block Plug Kit	67-66	381-4020	
1	Brass Deep Cup Freeze Plug	67-66	381-9002	1.500" Diameter, 0.375" Height
1	Steel Deep Cup Freeze Plug	67-66	381-3077	0.906" Diameter
1	Steel Deep Cup Freeze Plug	67-66	381-3133	1.500" Diameter, 0.375" Height
1	Steel Deep Cup Freeze Plug	67-66	381-3054	19/32" Diameter
1	Steel Deep Cup Freeze Plug	67-66	381-3131	2.094" Diameter

226 330 5.4L (5409cc) OHV V8 (16 Valve) (Oldsmobile), 3.9375" Bore (GMC Eng.), 4 Bbl. "Eng. Code XG"
1967-1966

QTY	TIMING	YEARS	PART NO.	DESCRIPTION
1	3 Piece Set	67-66	KT3-498SA3	(1) 222-498; (1) 223-348; (1) 223-349
1	Timing Set w/Gaskets	67-66	CTS-1005	
1	Timing Chain	67-66	222-498	48 Links
1	Crank Sprocket	67-66	223-349	18 Teeth
1	Cam Sprocket	67-66	223-348	36 Teeth
QTY	CAMSHAFT/LIFTER	YEARS	PART NO.	DESCRIPTION
1	Camshaft	67	CS-651	39 deg. cam bank angle; Hydraulic, (050) Duration at .050 Lobe Lift, 207 Exh., 194 Int., 109 Degrees Lobe Separation
1	Prelube		55-403 Std Only	1.5 oz. packet
1	Prelube		55-400 Std Only	4 oz. bottle; 1.5 oz. packet No. 55-403 also avail.
16	Lifter	67-66	HT-951 Std Only	Hyd.
16	Lifter, Bulk	67-66	HT-951B Std Only	Hyd.; Carton of 128
QTY	CAM KIT	YEARS	PART NO.	DESCRIPTION
1	Cam/Lifter/Timing Kit	67	KCT-651	39 deg. cam bank angle; Hyd.; (1) 55-403B; (1) CS-651; (16) HT-951; (1) KT3-498SA3
QTY	PUSH ROD	YEARS	PART NO.	DESCRIPTION
16	Push Rod	66	RP-3182 Std Only	.3125" dia.; 8.2800" O.A.L.
16	Push Rod, Bulk	66	BRP-3182 Std Only	.3125" dia.; Carton of 100; 8.2800" O.A.L.
QTY	ROCKER PARTS	YEARS	PART NO.	DESCRIPTION
8	Arm Assy.	67-66	R-856 Std Only	VINTAGE; Incl. 2-arms & 1-pivot assy.
8	Arm Assy., Bulk	67-66	R-856B Std Only	VINTAGE; Incl. 2-arms & 1-pivot assy.; Carton of 64
8	Arm	67-66	R-856A Std Only	VINTAGE
8	Bridge	67-66	MR-1840 Std Only	
8	Pivot	67-66	MR-1903 Std Only	
QTY	VALVE	YEARS	PART NO.	DESCRIPTION
8	Exhaust	67-66	V-1770 Std Only	VINTAGE; 1.5620" Head Dia., 0.3422" Stem Dia., 4.7280" O.A.L.

(continued on next page)

GM Car (Incl. Buick, Cad., Chev., Olds., Pontiac)

330 5.4L (5409cc) OHV V8 (16 Valve) (Oldsmobile), 3.9375" Bore (GMC Eng.), 4 Bbl. "Eng. Code XG" 226
1967-1966 (cont.)

QTY	VALVE (cont.)	YEARS	PART NO.	DESCRIPTION
8	Intake	67-66	V-1773 Std Only	VINTAGE; 1.8760" Head Dia., 0.3425" Stem Dia., 4.7382" O.A.L.
16	VALVE GUIDE	YEARS	PART NO.	DESCRIPTION
16	Guide	67-66	VG-5038 Std Only	0.3430" ID, 2.1200" O.A.L
	Guide, Bulk	67-66	VG-5038B Std Only	Carton of 50; 0.3430" ID, 2.1200" O.A.L
16	VALVE SPRING	YEARS	PART NO.	DESCRIPTION
16	Spring	67-66	VS-1618R Std Only	Incl. damper; 1.9940" Free Height
16	VALVE SEAL	YEARS	PART NO.	DESCRIPTION
16	Valve Stem Seal	67-66	ST-2001 Std Only	Positive type; Installation requires valve guide machining; (RBBTF) Rubber/PTFE
16	Valve Stem Seal Bulk	67-66	ST-2001BC Std Only	Positive type; Installation requires valve guide machining; Carton of 100; (RBBTF) Rubber/PTFE
8	VALVE SEAT	YEARS	PART NO.	DESCRIPTION
8	Seat	67-66	245-1687-2 Std Only	Loc. Exh.; 1.6925" OD, 1.4375" ID, 0.2160" Depth
8	Seat	67-66	245-1687-2N Std Only	Loc. Exh.; Premium Material; 1.6925" OD, 1.4375" ID, 0.2160" Depth
8	Seat	67-66	245-2000-1 Std Only	Loc. Int.; 2.0055" OD, 1.7500" ID, 0.2160" Depth
32	VALVE, MISC	YEARS	PART NO.	DESCRIPTION
32	Keeper	67-66	VK-115A Std Only	1 groove; Square cut key groove; Carton pack 24
32	Keeper	67-66	VK-115 Std Only	1 groove; Square cut key groove; Carton pack 32
32	Keeper	67-66	VK-115R Std Only	1 groove; Square cut key groove; Hardened
32	Keeper, Bulk	67-66	VK-115B Std Only	1 groove; Square cut key groove; Carton of 1000
16	Spring Insert	67-66	259-303C Std Only	.015"; ID .703"; Carton of 100
16	Spring Insert	67-66	259-303B Std Only	.030"; ID .703"; Carton of 100
16	Spring Insert	67-66	259-303A Std Only	.060"; ID .703"; Carton of 100
16	Spring Insert	67-66	259-303ARS Std Only	.060"; ID .703"; Carton of 500
1	RINGS	YEARS	PART NO.	DESCRIPTION
1	Standard Set	67-66	E-252X Std-30	VINTAGE; 2-5/64, 1-3/16; Iron
1	ENGINE BEARINGS	YEARS	PART NO.	DESCRIPTION
1	Main Set	67-66	4281M Std-1-10-20-30	3.824" max. flange OD
1	Rod Set	67-66	8-3045A Std-10-20-30-40	A-Series aluminum bearings
8	Rod Pair	67-66	3045A Std-1-10-20-30-40	A-Series aluminum bearings
1	Cam Set	67-66	1234M Std Only	VINTAGE; Babbitt material; Full round design
1	OIL PUMP	YEARS	PART NO.	DESCRIPTION
1	Oil Pump	67-66	224-41203	
1	Oil Pump	67-66	224-41203V	High Volume, check pan for clearance; Use w/224-11203V screen
1	Inter. Shaft	67-66	224-61203	
1	Screen Assy.	67-66	224-11203	5/8" inlet tube
1	Screen Assy.	67-66	224-11203V	Bolt-on 3/4" tube; Use w/224-41203V pump
1	GASKETS	YEARS	PART NO.	DESCRIPTION
1	Kit Gasket Set	67-66	260-1008	VINTAGE; Int. manifold gskts. not incl.; Premium valve stem seals incl.
1	Valley Pan Gasket Set	67	260-4010	VINTAGE; Ser. No. prefix 4W or 8W
1	FREEZE PLUGS	YEARS	PART NO.	DESCRIPTION
1	Brass Block Plug Kit	67-66	381-8020	
1	Steel Block Plug Kit	67-66	381-4020	
1	Brass Deep Cup Freeze Plug	67-66	381-9002	1.500" Diameter, 0.375" Height
1	Steel Deep Cup Freeze Plug	67-66	381-3077	0.906" Diameter
1	Steel Deep Cup Freeze Plug	67-66	381-3133	1.500" Diameter, 0.375" Height
1	Steel Deep Cup Freeze Plug	67-66	381-3054	19/32" Diameter
1	Steel Deep Cup Freeze Plug	67-66	381-3131	2.094" Diameter

330 5.4L (5409cc) OHV V8 (16 Valve) (Oldsmobile), 3.9375" Bore (GMC Eng.), 4 Bbl. "Eng. Code XH" 1966 227

1	TIMING	YEARS	PART NO.	DESCRIPTION
1	3 Piece Set	66	KT3-498SA3	(1) 222-498; (1) 223-348; (1) 223-349
1	Timing Set w/Gaskets	66	CTS-1005	
1	Timing Chain	66	222-498	48 Links
1	Crank Sprocket	66	223-349	18 Teeth
1	Cam Sprocket	66	223-348	36 Teeth
16	CAMSHAFT/LIFTER	YEARS	PART NO.	DESCRIPTION
16	Lifter	66	HT-951 Std Only	Hyd.
16	Lifter, Bulk	66	HT-951B Std Only	Hyd.; Carton of 128
16	PUSH ROD	YEARS	PART NO.	DESCRIPTION
16	Push Rod	66	RP-3182 Std Only	.3125" dia.; 8.2800" O.A.L.
16	Push Rod, Bulk	66	BRP-3182 Std Only	.3125" dia.; Carton of 100; 8.2800" O.A.L.

(continued on next page)

GM Car (Incl. Buick, Cad., Chev., Olds., Pontiac)

227 330 5.4L (5409cc) OHV V8 (16 Valve) (Oldsmobile), 3.9375" Bore (GMC Eng.), 4 Bbl. "Eng. Code XH" 1966
(cont.)

QTY	ROCKER PARTS	YEARS	PART NO.	DESCRIPTION
8	Arm Assy.	66	R-856 Std Only	VINTAGE; Incl. 2-arms & 1-pivot assy.
8	Arm Assy., Bulk	66	R-856B Std Only	VINTAGE; Incl. 2-arms & 1-pivot assy.; Carton of 64
8	Arm	66	R-856A Std Only	VINTAGE
8	Bridge	66	MR-1840 Std Only	
8	Pivot	66	MR-1903 Std Only	
QTY	VALVE	YEARS	PART NO.	DESCRIPTION
8	Exhaust	66	V-1770 Std Only	VINTAGE; 1.5620" Head Dia., 0.3422" Stem Dia., 4.7280" O.A.L.
8	Intake	66	V-1773 Std Only	VINTAGE; 1.8760" Head Dia., 0.3425" Stem Dia., 4.7382" O.A.L.
QTY	VALVE GUIDE	YEARS	PART NO.	DESCRIPTION
16	Guide	66	VG-5038 Std Only	0.3430" ID, 2.1200" O.A.L.
16	Guide, Bulk	66	VG-5038B Std Only	Carton of 50; 0.3430" ID, 2.1200" O.A.L.
QTY	VALVE SPRING	YEARS	PART NO.	DESCRIPTION
16	Spring	66	VS-1618R Std Only	Incl. damper; 1.9940" Free Height
QTY	VALVE SEAL	YEARS	PART NO.	DESCRIPTION
16	Valve Stem Seal	66	ST-2001 Std Only	Positive type; Installation requires valve guide machining; (RBBTF) Rubber/PTFE
16	Valve Stem Seal Bulk	66	ST-2001BC Std Only	Positive type; Installation requires valve guide machining; Carton of 100; (RBBTF) Rubber/PTFE
QTY	VALVE SEAT	YEARS	PART NO.	DESCRIPTION
8	Seat	66	245-1687-2 Std Only	Loc. Exh.; 1.6925" OD, 1.4375" ID, 0.2160" Depth
8	Seat	66	245-1687-2N Std Only	Loc. Exh.; Premium Material; 1.6925" OD, 1.4375" ID, 0.2160" Depth
8	Seat	66	245-2000-1 Std Only	Loc. Int.; 2.0055" OD, 1.7500" ID, 0.2160" Depth
QTY	VALVE, MISC	YEARS	PART NO.	DESCRIPTION
32	Keeper	66	VK-115A Std Only	1 groove; Square cut key groove; Carton pack 24
32	Keeper	66	VK-115 Std Only	1 groove; Square cut key groove; Carton pack 32
32	Keeper	66	VK-115R Std Only	1 groove; Square cut key groove; Hardened
32	Keeper, Bulk	66	VK-115B Std Only	1 groove; Square cut key groove; Carton of 1000
16	Spring Insert	66	259-303C Std Only	.015"; ID .703"; Carton of 100
16	Spring Insert	66	259-303B Std Only	.030"; ID .703"; Carton of 100
16	Spring Insert	66	259-303A Std Only	.060"; ID .703"; Carton of 100
16	Spring Insert	66	259-303ARS Std Only	.060"; ID .703"; Carton of 500
QTY	RINGS	YEARS	PART NO.	DESCRIPTION
1	Standard Set	66	E-252X Std-30	VINTAGE; 2-5/64, 1-3/16; Iron
QTY	ENGINE BEARINGS	YEARS	PART NO.	DESCRIPTION
1	Main Set	66	4281M Std-1-10-20-30	3.824" max. flange OD
1	Rod Set	66	8-3045A Std-10-20-30-40	A-Series aluminum bearings
8	Rod Pair	66	3045A Std-1-10-20-30-40	A-Series aluminum bearings
1	Cam Set	66	1234M Std Only	VINTAGE; Babbitt material; Full round design
QTY	OIL PUMP	YEARS	PART NO.	DESCRIPTION
1	Oil Pump	66	224-41203	
1	Oil Pump	66	224-41203V	High Volume, check pan for clearance; Use w/224-11203V screen
1	Inter. Shaft	66	224-61203	
1	Screen Assy.	66	224-11203	5/8" inlet tube
1	Screen Assy.	66	224-11203V	Bolt-on 3/4" tube; Use w/224-41203V pump
QTY	GASKETS	YEARS	PART NO.	DESCRIPTION
1	Kit Gasket Set	66	260-1008	VINTAGE; Int. manifold gskts. not incl.; Premium valve stem seals incl.
QTY	FREEZE PLUGS	YEARS	PART NO.	DESCRIPTION
1	Brass Block Plug Kit	66	381-8020	
1	Steel Block Plug Kit	66	381-4020	
1	Brass Deep Cup Freeze Plug	66	381-9002	1.500" Diameter, 0.375" Height
1	Steel Deep Cup Freeze Plug	66	381-3077	0.906" Diameter
1	Steel Deep Cup Freeze Plug	66	381-3133	1.500" Diameter, 0.375" Height
1	Steel Deep Cup Freeze Plug	66	381-3054	19/32" Diameter
1	Steel Deep Cup Freeze Plug	66	381-3131	2.094" Diameter

228 330 5.4L (5409cc) OHV V8 (16 Valve) (Oldsmobile), 3.9375" Bore (GMC Eng.), 2 Bbl. "Eng. Code XL" 1967-1966

QTY	TIMING	YEARS	PART NO.	DESCRIPTION
1	3 Piece Set	67-66	KT3-498SA3	(1) 222-498; (1) 223-348; (1) 223-349
1	Timing Set w/Gaskets	67-66	CTS-1005	
1	Timing Chain	67-66	222-498	48 Links
1	Crank Sprocket	67-66	223-349	18 Teeth

(continued on next page)

GM Car (Incl. Buick, Cad., Chev., Olds., Pontiac)

**330 5.4L (5409cc) OHV V8 (16 Valve) (Oldsmobile), 3.9375" Bore (GMC Eng.), 2 Bbl. "Eng. Code XL" 228
1967-1966 (cont.)**

QTY	TIMING (cont.)	YEARS	PART NO.	DESCRIPTION
1	Cam Sprocket	67-66	223-348	36 Teeth
QTY	CAMSHAFT/LIFTER	YEARS	PART NO.	DESCRIPTION
1	Camshaft	67	CS-651	39 deg. cam bank angle; Hydraulic, (050) Duration at .050 Lobe Lift, 207 Exh., 194 Int., 109 Degrees Lobe Separation
1	Prelube		55-403 Std Only	1.5 oz. packet
1	Prelube		55-400 Std Only	4 oz. bottle; 1.5 oz. packet No. 55-403 also avail.
16	Lifter	67-66	HT-951 Std Only	Hyd.
16	Lifter, Bulk	67-66	HT-951B Std Only	Hyd.; Carton of 128
QTY	CAM KIT	YEARS	PART NO.	DESCRIPTION
1	Cam/Lifter/Timing Kit	67	KCT-651	39 deg. cam bank angle; Hyd.; (1) 55-403B; (1) CS-651; (16) HT-951; (1) KT3-498SA3
QTY	PUSH ROD	YEARS	PART NO.	DESCRIPTION
16	Push Rod	67-66	RP-3182 Std Only	.3125" dia.; 8.2800" O.A.L.
16	Push Rod, Bulk	67-66	BRP-3182 Std Only	.3125" dia.; Carton of 100; 8.2800" O.A.L.
QTY	ROCKER PARTS	YEARS	PART NO.	DESCRIPTION
8	Arm Assy.	67-66	R-856 Std Only	VINTAGE; Incl. 2-arms & 1-pivot assy.
8	Arm Assy., Bulk	67-66	R-856B Std Only	VINTAGE; Incl. 2-arms & 1-pivot assy.; Carton of 64
8	Arm	67-66	R-856A Std Only	VINTAGE
8	Bridge	67-66	MR-1840 Std Only	
8	Pivot	67-66	MR-1903 Std Only	
QTY	VALVE	YEARS	PART NO.	DESCRIPTION
8	Exhaust	67-66	V-1770 Std Only	VINTAGE; 1.5620" Head Dia., 0.3422" Stem Dia., 4.7280" O.A.L.
8	Intake	67-66	V-1773 Std Only	VINTAGE; 1.8760" Head Dia., 0.3425" Stem Dia., 4.7382" O.A.L.
QTY	VALVE GUIDE	YEARS	PART NO.	DESCRIPTION
16	Guide	67-66	VG-5038 Std Only	0.3430" ID, 2.1200" O.A.L
16	Guide, Bulk	67-66	VG-5038B Std Only	Carton of 50; 0.3430" ID, 2.1200" O.A.L
QTY	VALVE SPRING	YEARS	PART NO.	DESCRIPTION
16	Spring	67-66	VS-1618R Std Only	Incl. damper; 1.9940" Free Height
QTY	VALVE SEAL	YEARS	PART NO.	DESCRIPTION
16	Valve Stem Seal	67-66	ST-2001 Std Only	Positive type; Installation requires valve guide machining; (RBBTF) Rubber/PTFE
16	Valve Stem Seal Bulk	67-66	ST-2001BC Std Only	Positive type; Installation requires valve guide machining; Carton of 100; (RBBTF) Rubber/PTFE
QTY	VALVE SEAT	YEARS	PART NO.	DESCRIPTION
8	Seat	67-66	245-1687-2 Std Only	Loc. Exh.; 1.6925" OD, 1.4375" ID, 0.2160" Depth
8	Seat	67-66	245-1687-2N Std Only	Loc. Exh.; Premium Material; 1.6925" OD, 1.4375" ID, 0.2160" Depth
8	Seat	67-66	245-2000-1 Std Only	Loc. Int.; 2.0055" OD, 1.7500" ID, 0.2160" Depth
QTY	VALVE, MISC	YEARS	PART NO.	DESCRIPTION
32	Keeper	67-66	VK-115A Std Only	1 groove; Square cut key groove; Carton pack 24
32	Keeper	67-66	VK-115 Std Only	1 groove; Square cut key groove; Carton pack 32
32	Keeper	67-66	VK-115R Std Only	1 groove; Square cut key groove; Hardened
32	Keeper, Bulk	67-66	VK-115B Std Only	1 groove; Square cut key groove; Carton of 1000
16	Spring Insert	67-66	259-303C Std Only	.015"; ID .703"; Carton of 100
16	Spring Insert	67-66	259-303B Std Only	.030"; ID .703"; Carton of 100
16	Spring Insert	67-66	259-303A Std Only	.060"; ID .703"; Carton of 100
16	Spring Insert	67-66	259-303ARS Std Only	.060"; ID .703"; Carton of 500
QTY	RINGS	YEARS	PART NO.	DESCRIPTION
1	Standard Set	67-66	E-252X Std-30	VINTAGE; 2-5/64, 1-3/16; Iron
QTY	ENGINE BEARINGS	YEARS	PART NO.	DESCRIPTION
1	Main Set	67-66	4281M Std-1-10-20-30	3.824" max. flange OD
1	Rod Set	67-66	8-3045A Std-10-20-30-40	A-Series aluminum bearings
8	Rod Pair	67-66	3045A Std-1-10-20-30-40	A-Series aluminum bearings
1	Cam Set	67-66	1234M Std Only	VINTAGE; Babbitt material; Full round design
QTY	OIL PUMP	YEARS	PART NO.	DESCRIPTION
1	Oil Pump	67-66	224-41203	
1	Oil Pump	67-66	224-41203V	High Volume, check pan for clearance; Use w/224-11203V screen
1	Inter. Shaft	67-66	224-61203	
1	Screen Assy.	67-66	224-11203	5/8" inlet tube
1	Screen Assy.	67-66	224-11203V	Bolt-on 3/4" tube; Use w/224-41203V pump
QTY	GASKETS	YEARS	PART NO.	DESCRIPTION
1	Kit Gasket Set	67-66	260-1008	VINTAGE; Int. manifold gsks. not incl.; Premium valve stem seals incl.

(continued on next page)

GM Car (Incl. Buick, Cad., Chev., Olds., Pontiac)

228 330 5.4L (5409cc) OHV V8 (16 Valve) (Oldsmobile), 3.9375" Bore (GMC Eng.), 2 Bbl. "Eng. Code XL" (cont.) 1967-1966

BLOCK	QTY	GASKETS (cont.)	YEARS	PART NO.	DESCRIPTION	BLOCK
	1	Valley Pan Gasket Set	67	260-4010	VINTAGE; Ser. No. prefix 4W or 8W	
	QTY	FREEZE PLUGS	YEARS	PART NO.	DESCRIPTION	
	1	Brass Block Plug Kit	67-66	381-8020		
	1	Steel Block Plug Kit	67-66	381-4020		
	1	Brass Deep Cup Freeze Plug	67-66	381-9002	1.500" Diameter, 0.375" Height	
	1	Steel Deep Cup Freeze Plug	67-66	381-3077	0.906" Diameter	
	1	Steel Deep Cup Freeze Plug	67-66	381-3133	1.500" Diameter, 0.375" Height	
	1	Steel Deep Cup Freeze Plug	67-66	381-3054	19/32" Diameter	
	1	Steel Deep Cup Freeze Plug	67-66	381-3131	2.094" Diameter	

229 331 5.4L (5425cc) OHV V8 (16 Valve) (Cadillac), 3.8125" Bore (GMC Eng.), 2 Bbl. 1951-1949

VALVE TRAIN	QTY	TIMING	YEARS	PART NO.	DESCRIPTION	VALVE TRAIN
	1	Timing Chain	51-49	222-499	Use w/.405" tooth width sprocket; 46 Links	
	1	Crank Sprocket	51-49	223-256	VINTAGE; 18 Teeth	
	1	Cam Sprocket	51-49	223-255A	VINTAGE; 36 Teeth	
	QTY	VALVE	YEARS	PART NO.	DESCRIPTION	
	8	Intake	51-49	V-1100 Std Only	VINTAGE; 1.7500" Head Dia., 0.3420" Stem Dia., 4.6450" O.A.L.	
	QTY	VALVE SPRING	YEARS	PART NO.	DESCRIPTION	
	16	Spring	51-49	VS-521 Std Only	Incl. damper; 2.1090" Free Height	
	QTY	VALVE SEAL	YEARS	PART NO.	DESCRIPTION	
	16	Valve Stem Seal	51-49	ST-2092 Std Only	Positive type, Metal Clad; (RBB) Rubber	
	16	Valve Stem Seal	51-49	ST-2003 Std Only	Positive type; Installation requires valve guide machining; (RBB) Rubber	
	16	Valve Stem Seal Bulk	51-49	ST-2003BC Std Only	Positive type; Installation requires valve guide machining; Carton of 100; (RBB) Rubber	
	QTY	VALVE, MISC	YEARS	PART NO.	DESCRIPTION	
	32	Keeper	51-49	VK-115A Std Only	1 groove; Square cut key groove; Carton pack 24	
	32	Keeper	51-49	VK-115 Std Only	1 groove; Square cut key groove; Carton pack 32	
	32	Keeper	51-49	VK-115R Std Only	1 groove; Square cut key groove; Hardened	
	32	Keeper, Bulk	51-49	VK-115B Std Only	1 groove; Square cut key groove; Carton of 1000	
	QTY	SLEEVE	YEARS	PART NO.	DESCRIPTION	
	1	Repair Sleeve	51-49	SL-93M Std Only	VINTAGE; 3/32" wall, must be cut to correct length	

230 331 5.4L (5425cc) OHV V8 (16 Valve) (Cadillac), 3.8125" Bore (GMC Eng.), 2-4 Bbl. 1955

VALVE TRAIN	QTY	TIMING	YEARS	PART NO.	DESCRIPTION	VALVE TRAIN
	1	Timing Chain	55	222-499	Use w/.405" tooth width sprocket; 46 Links	
	1	Crank Sprocket	55	223-256	VINTAGE; 18 Teeth	
	1	Cam Sprocket	55	223-255A	VINTAGE; 36 Teeth	
	QTY	VALVE	YEARS	PART NO.	DESCRIPTION	
	8	Exhaust	55	V-1099 Std Only	VINTAGE; 1.5630" Head Dia., 0.3420" Stem Dia., 4.6660" O.A.L.	
	8	Intake	55	V-1100 Std Only	VINTAGE; 1.7500" Head Dia., 0.3420" Stem Dia., 4.6450" O.A.L.	
	QTY	VALVE GUIDE	YEARS	PART NO.	DESCRIPTION	
	16	Guide	55	VG-503 Std Only	VINTAGE; 0.3450" ID, 2.2660" O.A.L.	
	QTY	VALVE SPRING	YEARS	PART NO.	DESCRIPTION	
	16	Spring	55	VS-521 Std Only	Incl. damper; 2.1090" Free Height	
	QTY	VALVE SEAL	YEARS	PART NO.	DESCRIPTION	
	16	Valve Stem Seal	55	ST-2092 Std Only	Positive type, Metal Clad; (RBB) Rubber	
	16	Valve Stem Seal	55	ST-2003 Std Only	Positive type; Installation requires valve guide machining; (RBB) Rubber	
	16	Valve Stem Seal Bulk	55	ST-2003BC Std Only	Positive type; Installation requires valve guide machining; Carton of 100; (RBB) Rubber	
	QTY	VALVE, MISC	YEARS	PART NO.	DESCRIPTION	
	32	Keeper	55	VK-115A Std Only	1 groove; Square cut key groove; Carton pack 24	
	32	Keeper	55	VK-115 Std Only	1 groove; Square cut key groove; Carton pack 32	
	32	Keeper	55	VK-115R Std Only	1 groove; Square cut key groove; Hardened	
	32	Keeper, Bulk	55	VK-115B Std Only	1 groove; Square cut key groove; Carton of 1000	
	QTY	SLEEVE	YEARS	PART NO.	DESCRIPTION	
	1	Repair Sleeve	55	SL-93M Std Only	VINTAGE; 3/32" wall, must be cut to correct length	

231 331 5.4L (5425cc) OHV V8 (16 Valve) (Cadillac), 3.8125" Bore (GMC Eng.), 4 Bbl. 1955-1952

QTY	TIMING	YEARS	PART NO.	DESCRIPTION
1	Timing Chain	55-52	222-499	Use w/.405" tooth width sprocket; 46 Links
1	Crank Sprocket	55-52	223-256	VINTAGE; 18 Teeth

(continued on next page)

GM Car (Incl. Buick, Cad., Chev., Olds., Pontiac)

331 5.4L (5425cc) OHV V8 (16 Valve) (Cadillac), 3.8125" Bore (GMC Eng.), 4 Bbl. 1955-1952 231
(cont.)

	QTY	TIMING (cont.)	YEARS	PART NO.	DESCRIPTION
VALVE TRAIN	1	Cam Sprocket	55-52	223-255A	VINTAGE; 36 Teeth
	8	VALVE Exhaust	55-53	V-1099 Std Only	VINTAGE; 1.5630" Head Dia., 0.3420" Stem Dia., 4.6660" O.A.L.
	8	Intake	55-52	V-1100 Std Only	VINTAGE; 1.7500" Head Dia., 0.3420" Stem Dia., 4.6450" O.A.L.
	16	VALVE GUIDE Guide	55	VG-503 Std Only	VINTAGE; 0.3450" ID, 2.2660" O.A.L.
	16	VALVE SPRING Spring	55-52	VS-521 Std Only	Incl. damper; 2.1090" Free Height
	16	VALVE SEAL Valve Stem Seal	55-52	ST-2092 Std Only	Positive type, Metal Clad; (RBB) Rubber
	16	Valve Stem Seal	55-52	ST-2003 Std Only	Positive type; Installation requires valve guide machining; (RBB) Rubber
	16	Valve Stem Seal Bulk	55-52	ST-2003BC Std Only	Positive type; Installation requires valve guide machining; Carton of 100; (RBB) Rubber
	32	VALVE, MISC Keeper	55-52	VK-115A Std Only	1 groove; Square cut key groove; Carton pack 24
	32	Keeper	55-52	VK-115 Std Only	1 groove; Square cut key groove; Carton pack 32
	32	Keeper	55-52	VK-115R Std Only	1 groove; Square cut key groove; Hardened
	32	Keeper, Bulk	55-52	VK-115B Std Only	1 groove; Square cut key groove; Carton of 1000
	1	SLEEVE Repair Sleeve	55-52	SL-93M Std Only	VINTAGE; 3/32" wall, must be cut to correct length

340 5.6L (5573cc) OHV V8 (16 Valve) (Buick), 3.75" Bore (GMC Eng.), 2 Bbl. "Eng. Code MA" 1966 232

	QTY	TIMING	YEARS	PART NO.	DESCRIPTION
VALVE TRAIN	1	3 Piece Set	66	KT3-359S	VINTAGE; (1) 222-359; (1) 223-323; (1) 223-334
	1	Timing Chain	66	222-359	54 Links
	1	Crank Sprocket	66	223-323	20 Teeth
	16	CAMSHAFT/LIFTER Lifter	66	HT-896 Std Only	VINTAGE; Hyd.
	16	Lifter, Bulk	66	HT-896B Std Only	VINTAGE; Hyd.; Carton of 126
	16	PUSH ROD Push Rod	66	RP-3202 Std Only	VINTAGE; 9.3550" O.A.L.
	8	VALVE Exhaust	66	V-1744 Std Only	VINTAGE; 1.3750" Head Dia., 0.3401" Stem Dia., 4.5430" O.A.L.
	8	VALVE GUIDE Guide	66	VG-5005H Std Only	Loc. Int.; Plain; Hardened; 0.3430" ID, 2.2500" O.A.L.
	8	Guide	66	VG-5005 Std Only	Loc. Int.; Plain; Plain; 0.3430" ID, 2.2500" O.A.L.
	8	Guide	66	VG-5005T Std Only	Loc. Int.; Plain; Threaded; 0.3425" ID, 2.2500" O.A.L.
	8	Guide	66	VG-5069H Std Only	VINTAGE; Loc. Exh.; Threaded; Hardened; 0.3430" ID, 2.5000" O.A.L.
	8	Guide, Bulk	66	VG-5005B Std Only	Loc. Int.; Plain; Plain; Carton of 50; 0.3430" ID, 2.2500" O.A.L.
	8	Guide, Bulk	66	VG-5005TB Std Only	Loc. Int.; Plain; Threaded; Carton of 50; 0.3425" ID, 2.2500" O.A.L.
	16	VALVE SPRING Spring	66	VS-644 Std Only	VINTAGE; 2.0300" Free Height
	16	VALVE SEAL Valve Stem Seal	66	ST-2001 Std Only	Not to be used on valves w/undercut stem; Positive type; Installation requires valve guide machining; (RBBTF) Rubber/PTFE
	16	Valve Stem Seal Bulk	66	ST-2001BC Std Only	Not to be used on valves w/undercut stem; Positive type; Installation requires valve guide machining; Carton of 100; (RBBTF) Rubber/PTFE
	8	VALVE SEAT Seat	66	245-1437-3 Std Only	Loc. Exh.; 1.4425" OD, 1.1880" ID, 0.2160" Depth
	8	Seat	66	245-1437-3N Std Only	Loc. Exh.; Premium Material; 1.4425" OD, 1.1880" ID, 0.2160" Depth
	16	VALVE, MISC Spring Insert	66	259-201B Std Only	.030"; Carton of 100
	16	Spring Insert	66	259-201A Std Only	.060"; Carton of 100
	16	Spring Insert	66	259-201ARS Std Only	.060"; Carton of 500

(continued on next page)

GM Car (Incl. Buick, Cad., Chev., Olds., Pontiac)

232 340 5.6L (5573cc) OHV V8 (16 Valve) (Buick), 3.75" Bore (GMC Eng.), 2 Bbl. "Eng. Code MA" 1966
(cont.)

QTY	PISTON	YEARS	PART NO.	DESCRIPTION
8	Cast Piston	66	279P Std-20-30-40-60	VINTAGE; Cast; .9397" Pin Dia.; 2 Rings 5/64 Groove, 1 Ring 3/16 Groove, 1.835 CD, Recessed Head .227 deep x 3.050 dia. - 8.4:1 C.R.
8	Cast Piston - Individual	66	W279P Std-20-30-40-60	VINTAGE; Cast; .9397" Pin Dia.; 2 Rings 5/64 Groove, 1 Ring 3/16 Groove, 1.835 CD, Recessed Head .227 deep x 3.050 dia. - 8.4:1 C.R.
QTY	RINGS	YEARS	PART NO.	DESCRIPTION
1	Premium Set	66	E-240K 20 20-30-40-60	2-5/64, 1-3/16; Premium Moly
1	Standard Set	66	E-240X Std-30-40-60	2-5/64, 1-3/16; Iron
QTY	ENGINE BEARINGS	YEARS	PART NO.	DESCRIPTION
1	Main Set	66	4418M Std-10-20-30	VINTAGE
1	Rod Set	66	8-2500RAA Std-10-20-30-40	A-Series aluminum bearings
8	Rod Pair	66	2500RAA Std-2-10-20-30-40	A-Series aluminum bearings
1	Cam Set	66	1269M Std Only	VINTAGE
QTY	OIL PUMP	YEARS	PART NO.	DESCRIPTION
1	Pump Repair Kit	66	224-51382	Buick LeSabre Base
1	Pump Repair Kit	66	224-518	Gear type
1	Pump Repair Kit	66	224-518V	High Volume; Installation may require timing cover removal
1	Pump Repair Kit	66	224-518TP	Thrust plate kit; Provides new wear surface for scored or worn housing cover; Contains necessary screws, gskts. and instructions
QTY	FREEZE PLUGS	YEARS	PART NO.	DESCRIPTION
1	Brass Block Plug Kit	66	381-8002	VINTAGE
1	Brass Deep Cup Freeze Plug	66	381-9002	1.500" Diameter, 0.375" Height
1	Steel Deep Cup Freeze Plug	66	381-3054	19/32" Diameter
1	Steel Shallow Cup Freeze Plug	66	381-2172	1.922" Diameter

233 340 5.6L (5573cc) OHV V8 (16 Valve) (Buick), 3.75" Bore (GMC Eng.), 4 Bbl. "Eng. Code MB" 1966

QTY	TIMING	YEARS	PART NO.	DESCRIPTION
1	3 Piece Set	66	KT3-359S	VINTAGE; (1) 222-359; (1) 223-323; (1) 223-334
1	Timing Chain	66	222-359	54 Links
1	Crank Sprocket	66	223-323	20 Teeth
QTY	CAMSHAFT/LIFTER	YEARS	PART NO.	DESCRIPTION
16	Lifter	66	HT-896 Std Only	VINTAGE; Hyd.
16	Lifter, Bulk	66	HT-896B Std Only	VINTAGE; Hyd.; Carton of 126
QTY	PUSH ROD	YEARS	PART NO.	DESCRIPTION
16	Push Rod	66	RP-3202 Std Only	VINTAGE; 9.3550" O.A.L.
QTY	VALVE	YEARS	PART NO.	DESCRIPTION
8	Exhaust	66	V-1744 Std Only	VINTAGE; 1.3750" Head Dia., 0.3401" Stem Dia., 4.5430" O.A.L.
QTY	VALVE GUIDE	YEARS	PART NO.	DESCRIPTION
8	Guide	66	VG-5005H Std Only	Loc. Int.; Plain; Hardened; 0.3430" ID, 2.2500" O.A.L
8	Guide	66	VG-5005 Std Only	Loc. Int.; Plain; Plain; 0.3430" ID, 2.2500" O.A.L
8	Guide	66	VG-5005T Std Only	Loc. Int.; Plain; Threaded; 0.3425" ID, 2.2500" O.A.L
8	Guide	66	VG-5069H Std Only	VINTAGE; Loc. Exh.; Threaded; Hardened; 0.3430" ID, 2.5000" O.A.L
8	Guide, Bulk	66	VG-5005B Std Only	Loc. Int.; Plain; Plain; Carton of 50; 0.3430" ID, 2.2500" O.A.L
8	Guide, Bulk	66	VG-5005TB Std Only	Loc. Int.; Plain; Threaded; Carton of 50; 0.3425" ID, 2.2500" O.A.L
QTY	VALVE SPRING	YEARS	PART NO.	DESCRIPTION
16	Spring	66	VS-644 Std Only	VINTAGE; 2.0300" Free Height
QTY	VALVE SEAL	YEARS	PART NO.	DESCRIPTION
16	Valve Stem Seal	66	ST-2001 Std Only	Not to be used on valves w/undercut stem; Positive type; Installation requires valve guide machining; (RBBTF) Rubber/PTFE
16	Valve Stem Seal Bulk	66	ST-2001BC Std Only	Not to be used on valves w/undercut stem; Positive type; Installation requires valve guide machining; Carton of 100; (RBBTF) Rubber/PTFE
QTY	VALVE SEAT	YEARS	PART NO.	DESCRIPTION
8	Seat	66	245-1437-3 Std Only	Loc. Exh.; 1.4425" OD, 1.1880" ID, 0.2160" Depth
8	Seat	66	245-1437-3N Std Only	Loc. Exh.; Premium Material; 1.4425" OD, 1.1880" ID, 0.2160" Depth
QTY	VALVE, MISC	YEARS	PART NO.	DESCRIPTION
16	Spring Insert	66	259-201B Std Only	.030"; Carton of 100
16	Spring Insert	66	259-201A Std Only	.060"; Carton of 100
16	Spring Insert	66	259-201ARS Std Only	.060"; Carton of 500

(continued on next page)

GM Car (Incl. Buick, Cad., Chev., Olds., Pontiac)

340 5.6L (5573cc) OHV V8 (16 Valve) (Buick), 3.75" Bore (GMC Eng.), 4 Bbl. "Eng. Code MB" 1966 233
(cont.)

BLOCK	QTY	RINGS	YEARS	PART NO.	DESCRIPTION	BLOCK
	1	Premium Set	66	E-240K 20 20-30-40-60	2-5/64, 1-3/16; Premium Moly	
	1	Standard Set	66	E-240X Std-30-40-60	2-5/64, 1-3/16; Iron	
BLOCK	QTY	ENGINE BEARINGS	YEARS	PART NO.	DESCRIPTION	BLOCK
	1	Main Set	66	4418M Std-10-20-30	VINTAGE	
	1	Rod Set	66	8-2500RAA Std-10-20-30-40	A-Series aluminum bearings	
	8	Rod Pair	66	2500RAA Std-2-10-20-30-40	A-Series aluminum bearings	
	1	Cam Set	66	1269M Std Only	VINTAGE	
BLOCK	QTY	OIL PUMP	YEARS	PART NO.	DESCRIPTION	BLOCK
	1	Pump Repair Kit	66	224-51382	Buick Skylark Base	
	1	Pump Repair Kit	66	224-518	Gear type	
	1	Pump Repair Kit	66	224-518V	High Volume; Installation may require timing cover removal	
	1	Pump Repair Kit	66	224-518TP	Thrust plate kit; Provides new wear surface for scored or worn housing cover; Contains necessary screws, gskts. and instructions	
BLOCK	QTY	FREEZE PLUGS	YEARS	PART NO.	DESCRIPTION	BLOCK
	1	Brass Block Plug Kit	66	381-8002	VINTAGE	
	1	Brass Deep Cup Freeze Plug	66	381-9002	1.500" Diameter, 0.375" Height	
	1	Steel Deep Cup Freeze Plug	66	381-3054	19/32" Diameter	
	1	Steel Shallow Cup Freeze Plug	66	381-2172	1.922" Diameter	

340 5.6L (5573cc) OHV V8 (16 Valve) (Buick), 3.75" Bore (GMC Eng.), 2 Bbl. "Eng. Code NA" 1967 234

VALVE TRAIN	QTY	TIMING	YEARS	PART NO.	DESCRIPTION	VALVE TRAIN
	1	3 Piece Set	67	KT3-359S	VINTAGE; (1) 222-359; (1) 223-323; (1) 223-334	
	1	Timing Chain	67	222-359	54 Links	
	1	Crank Sprocket	67	223-323	20 Teeth	
VALVE TRAIN	QTY	CAMSHAFT/LIFTER	YEARS	PART NO.	DESCRIPTION	VALVE TRAIN
	16	Lifter	67	HT-896 Std Only	VINTAGE; Hyd.	
	16	Lifter, Bulk	67	HT-896B Std Only	VINTAGE; Hyd.; Carton of 126	
VALVE TRAIN	QTY	PUSH ROD	YEARS	PART NO.	DESCRIPTION	VALVE TRAIN
	16	Push Rod	67	RP-3202 Std Only	VINTAGE; 9.3550" O.A.L.	
VALVE TRAIN	QTY	VALVE	YEARS	PART NO.	DESCRIPTION	VALVE TRAIN
	8	Exhaust	67	V-1744 Std Only	VINTAGE; 1.3750" Head Dia., 0.3401" Stem Dia., 4.5430" O.A.L.	
VALVE TRAIN	QTY	VALVE GUIDE	YEARS	PART NO.	DESCRIPTION	VALVE TRAIN
	8	Guide	67	VG-5005H Std Only	Loc. Int.; Plain; Hardened; 0.3430" ID, 2.2500" O.A.L	
	8	Guide	67	VG-5005 Std Only	Loc. Int.; Plain; Plain; 0.3430" ID, 2.2500" O.A.L	
	8	Guide	67	VG-5005T Std Only	Loc. Int.; Plain; Threaded; 0.3425" ID, 2.2500" O.A.L	
	8	Guide	67	VG-5069H Std Only	VINTAGE; Loc. Exh.; Threaded; Hardened; 0.3430" ID, 2.5000" O.A.L	
	8	Guide, Bulk	67	VG-5005B Std Only	Loc. Int.; Plain; Plain; Carton of 50; 0.3430" ID, 2.2500" O.A.L	
	8	Guide, Bulk	67	VG-5005TB Std Only	Loc. Int.; Plain; Threaded; Carton of 50; 0.3425" ID, 2.2500" O.A.L	
VALVE TRAIN	QTY	VALVE SPRING	YEARS	PART NO.	DESCRIPTION	VALVE TRAIN
	16	Spring	67	VS-644 Std Only	VINTAGE; 2.0300" Free Height	
VALVE TRAIN	QTY	VALVE SEAL	YEARS	PART NO.	DESCRIPTION	VALVE TRAIN
	16	Valve Stem Seal	67	ST-2001 Std Only	Not to be used on valves w/undercut stem; Positive type; Installation requires valve guide machining; (RBBTF) Rubber/PTFE	
	16	Valve Stem Seal Bulk	67	ST-2001BC Std Only	Not to be used on valves w/undercut stem; Positive type; Installation requires valve guide machining; Carton of 100; (RBBTF) Rubber/PTFE	
VALVE TRAIN	QTY	VALVE SEAT	YEARS	PART NO.	DESCRIPTION	VALVE TRAIN
	8	Seat	67	245-1437-3 Std Only	Loc. Exh.; 1.4425" OD, 1.1880" ID, 0.2160" Depth	
	8	Seat	67	245-1437-3N Std Only	Loc. Exh.; Premium Material; 1.4425" OD, 1.1880" ID, 0.2160" Depth	
VALVE TRAIN	QTY	VALVE, MISC	YEARS	PART NO.	DESCRIPTION	VALVE TRAIN
	16	Spring Insert	67	259-201B Std Only	.030"; Carton of 100	
	16	Spring Insert	67	259-201A Std Only	.060"; Carton of 100	
	16	Spring Insert	67	259-201ARS Std Only	.060"; Carton of 500	
VALVE TRAIN	QTY	PISTON	YEARS	PART NO.	DESCRIPTION	VALVE TRAIN
	8	Cast Piston	67	279P Std-20-30-40-60	VINTAGE; Cast; .9397" Pin Dia.; 2 Rings 5/64 Groove, 1 Ring 3/16 Groove, 1.835 CD, Recessed Head .227 deep x 3.050 dia. - 8.4:1 C.R.	
	8	Cast Piston - Individual	67	W279P Std-20-30-40-60	VINTAGE; Cast; .9397" Pin Dia.; 2 Rings 5/64 Groove, 1 Ring 3/16 Groove, 1.835 CD, Recessed Head .227 deep x 3.050 dia. - 8.4:1 C.R.	

(continued on next page)

GM Car (Incl. Buick, Cad., Chev., Olds., Pontiac)

234 340 5.6L (5573cc) OHV V8 (16 Valve) (Buick), 3.75" Bore (GMC Eng.), 2 Bbl. "Eng. Code NA" 1967
(cont.)

BLOCK	QTY	RINGS	YEARS	PART NO.	DESCRIPTION	BLOCK
	1	Premium Set	67	E-240K 20 20-30-40-60	2-5/64, 1-3/16; Premium Moly	
	1	Standard Set	67	E-240X Std-30-40-60	2-5/64, 1-3/16; Iron	
	QTY	ENGINE BEARINGS	YEARS	PART NO.	DESCRIPTION	
	1	Main Set	67	4418M Std-10-20-30	VINTAGE	
	1	Rod Set	67	8-2500RAA Std-10-20-30-40	A-Series aluminum bearings	
	8	Rod Pair	67	2500RAA Std-2-10-20-30-40	A-Series aluminum bearings	
	1	Cam Set	67	1421M Std Only		
	QTY	OIL PUMP	YEARS	PART NO.	DESCRIPTION	
	1	Pump Repair Kit	67	224-51382	Buick LeSabre Base	
	1	Pump Repair Kit	67	224-518	Gear type	
	1	Pump Repair Kit	67	224-518V	High Volume; Installation may require timing cover removal	
	1	Pump Repair Kit	67	224-518TP	Thrust plate kit; Provides new wear surface for scored or worn housing cover; Contains necessary screws, gskts. and instructions	
	QTY	FREEZE PLUGS	YEARS	PART NO.	DESCRIPTION	
	1	Brass Block Plug Kit	67	381-8002	VINTAGE	
	1	Brass Deep Cup Freeze Plug	67	381-9002	1.500" Diameter, 0.375" Height	
	1	Steel Deep Cup Freeze Plug	67	381-3054	19/32" Diameter	
	1	Steel Shallow Cup Freeze Plug	67	381-2172	1.922" Diameter	

235 340 5.6L (5573cc) OHV V8 (16 Valve) (Buick), 3.75" Bore (GMC Eng.), 4 Bbl. "Eng. Code NB" 1967

VALVE TRAIN	QTY	TIMING	YEARS	PART NO.	DESCRIPTION	VALVE TRAIN
	1	3 Piece Set	67	KT3-359S	VINTAGE; (1) 222-359; (1) 223-323; (1) 223-334	
	1	Timing Chain	67	222-359	54 Links	
	1	Crank Sprocket	67	223-323	20 Teeth	
	QTY	CAMSHAFT/LIFTER	YEARS	PART NO.	DESCRIPTION	
	16	Lifter	67	HT-896 Std Only	VINTAGE; Hyd.	
	16	Lifter, Bulk	67	HT-896B Std Only	VINTAGE; Hyd.; Carton of 126	
	QTY	PUSH ROD	YEARS	PART NO.	DESCRIPTION	
	16	Push Rod	67	RP-3202 Std Only	VINTAGE; 9.3550" O.A.L.	
	QTY	VALVE	YEARS	PART NO.	DESCRIPTION	
	8	Exhaust	67	V-1744 Std Only	VINTAGE; 1.3750" Head Dia., 0.3401" Stem Dia., 4.5430" O.A.L.	
	QTY	VALVE GUIDE	YEARS	PART NO.	DESCRIPTION	
	8	Guide	67	VG-5005H Std Only	Loc. Int.; Plain; Hardened; 0.3430" ID, 2.2500" O.A.L	
	8	Guide	67	VG-5005 Std Only	Loc. Int.; Plain; Plain; 0.3430" ID, 2.2500" O.A.L	
	8	Guide	67	VG-5005T Std Only	Loc. Int.; Plain; Threaded; 0.3425" ID, 2.2500" O.A.L	
	8	Guide	67	VG-5069H Std Only	VINTAGE; Loc. Exh.; Threaded; Hardened; 0.3430" ID, 2.5000" O.A.L	
	8	Guide, Bulk	67	VG-5005B Std Only	Loc. Int.; Plain; Plain; Carton of 50; 0.3430" ID, 2.2500" O.A.L	
	8	Guide, Bulk	67	VG-5005TB Std Only	Loc. Int.; Plain; Threaded; Carton of 50; 0.3425" ID, 2.2500" O.A.L	
	QTY	VALVE SPRING	YEARS	PART NO.	DESCRIPTION	
	16	Spring	67	VS-644 Std Only	VINTAGE; 2.0300" Free Height	
	QTY	VALVE SEAL	YEARS	PART NO.	DESCRIPTION	
	16	Valve Stem Seal	67	ST-2001 Std Only	Not to be used on valves w/undercut stem; Positive type; Installation requires valve guide machining; (RBBTF) Rubber/PTFE	
	16	Valve Stem Seal Bulk	67	ST-2001BC Std Only	Not to be used on valves w/undercut stem; Positive type; Installation requires valve guide machining; Carton of 100; (RBBTF) Rubber/PTFE	
	QTY	VALVE SEAT	YEARS	PART NO.	DESCRIPTION	
	8	Seat	67	245-1437-3 Std Only	Loc. Exh.; 1.4425" OD, 1.1880" ID, 0.2160" Depth	
	8	Seat	67	245-1437-3N Std Only	Loc. Exh.; Premium Material; 1.4425" OD, 1.1880" ID, 0.2160" Depth	
	QTY	VALVE, MISC	YEARS	PART NO.	DESCRIPTION	
	16	Spring Insert	67	259-201B Std Only	.030"; Carton of 100	
	16	Spring Insert	67	259-201A Std Only	.060"; Carton of 100	
	16	Spring Insert	67	259-201ARS Std Only	.060"; Carton of 500	
	QTY	RINGS	YEARS	PART NO.	DESCRIPTION	
	1	Premium Set	67	E-240K 20 20-30-40-60	2-5/64, 1-3/16; Premium Moly	
	1	Standard Set	67	E-240X Std-30-40-60	2-5/64, 1-3/16; Iron	
	QTY	ENGINE BEARINGS	YEARS	PART NO.	DESCRIPTION	
	1	Main Set	67	4418M Std-10-20-30	VINTAGE	
	1	Rod Set	67	8-2500RAA Std-10-20-30-40	A-Series aluminum bearings	
	8	Rod Pair	67	2500RAA Std-2-10-20-30-40	A-Series aluminum bearings	

(continued on next page)

GM Car (Incl. Buick, Cad., Chev., Olds., Pontiac)

340 5.6L (5573cc) OHV V8 (16 Valve) (Buick), 3.75" Bore (GMC Eng.), 4 Bbl. "Eng. Code NB" 1967 235
(cont.)

	QTY	ENGINE BEARINGS	YEARS	PART NO.	DESCRIPTION
BLOCK	1	(cont.) Cam Set	67	1421M Std Only	
	1	OIL PUMP Pump Repair Kit	67	224-51382	Buick Skylark Base
	1	Pump Repair Kit	67	224-518	Gear type
	1	Pump Repair Kit	67	224-518V	High Volume; Installation may require timing cover removal
	1	Pump Repair Kit	67	224-518TP	Thrust plate kit; Provides new wear surface for scored or worn housing cover; Contains necessary screws, gsks. and instructions
	1	FREEZE PLUGS Brass Block Plug Kit	67	381-8002	VINTAGE
	1	Brass Deep Cup Freeze Plug	67	381-9002	1.500" Diameter, 0.375" Height
	1	Steel Deep Cup Freeze Plug	67	381-3054	19/32" Diameter
	1	Steel Shallow Cup Freeze Plug	67	381-2172	1.922" Diameter

347 5.7L (5687cc) OHV V8 (16 Valve) (Pontiac), 3.9375" Bore (GMC Eng.), 2 Bbl. 1957 236

	QTY	CAMSHAFT/LIFTER	YEARS	PART NO.	DESCRIPTION
VALVE TRAIN	1	Camshaft	57	CS-187	VINTAGE; w/M/T; Hydraulic, (050) Duration at .050 Lobe Lift, 190 Exh., 190 Int., 111 Degrees Lobe Separation
	1	Prelube		55-403 Std Only	1.5 oz. packet
	1	Prelube		55-400 Std Only	4 oz. bottle; 1.5 oz. packet No. 55-403 also avail.
	16	Lifter	57	HT-951 Std Only	Hyd.
	16	Lifter, Bulk	57	HT-951B Std Only	Hyd.; Carton of 128
	16	PUSH ROD Push Rod	57	RP-3229R Std Only	Chrome-Moly; 9.1300" O.A.L.
	16	Push Rod	57	RP-3028 Std Only	VINTAGE; 9.1360" O.A.L.
	16	Push Rod, Bulk	57	BRP-3028 Std Only	VINTAGE; Carton of 100; 9.1360" O.A.L.
	16	ROCKER PARTS Arm Assy.	57	R-848 Std Only	VINTAGE; Incl. arm & ball
	16	Arm	57	R-848A Std Only	
	8	VALVE GUIDE Guide	57	VG-5034 Std Only	Loc. Exh.; Cut to fit; 0.3430" ID, 2.5000" O.A.L
	8	Guide	57	VG-5072 Std Only	VINTAGE; Cut to fit; 0.3440" ID, 2.8750" O.A.L
8	Guide	57	VG-5037 Std Only	VINTAGE; Loc. Int.; 0.3420" ID, 2.7500" O.A.L	
8	Guide	57	VG-5075T Std Only	VINTAGE; Loc. Int.; Threaded; 0.3440" ID, 2.8750" O.A.L	
8	Guide, Bulk	57	VG-5072B Std Only	VINTAGE; Cut to fit; Carton of 100; 0.3440" ID, 2.8750" O.A.L	
8	Guide, Bulk	57	VG-5075TB Std Only	VINTAGE; Loc. Int.; Threaded; Carton of 100; 0.3440" ID, 2.8750" O.A.L	
16	VALVE SPRING Spring	57	VS-445 Std Only	VINTAGE; Loc. Inner; 1.8120" Free Height	
16	Spring	57	VS-446 Std Only	VINTAGE; Loc. Outer; 1.9800" Free Height	
16	VALVE SEAL Valve Stem Seal	57	MV-1233C Std Only	O-Ring; (RBB) Rubber	
16	Valve Stem Seal Bulk	57	MV-1233 Std Only	O-Ring; Carton of 100; (RBB) Rubber	
32	VALVE, MISC Keeper	57	VK-115A Std Only	1 groove; Square cut key groove; Carton pack 24	
32	Keeper	57	VK-115 Std Only	1 groove; Square cut key groove; Carton pack 32	
32	Keeper	57	VK-115R Std Only	1 groove; Square cut key groove; Hardened	
32	Keeper, Bulk	57	VK-115B Std Only	1 groove; Square cut key groove; Carton of 1000	
1	RINGS Standard Set	57	E-252X Std-30	VINTAGE; 2-5/64, 1-3/16; Iron	
1	OIL PUMP Inter. Shaft	57	224-61236		

347 5.7L (5687cc) OHV V8 (16 Valve) (Pontiac), 3.9375" Bore (GMC Eng.), 3-2 Bbl. 1957 237

1	CAMSHAFT/LIFTER Camshaft	57	CS-187	VINTAGE; w/M/T; Hydraulic, (050) Duration at .050 Lobe Lift, 190 Exh., 190 Int., 111 Degrees Lobe Separation
1	Prelube		55-403 Std Only	1.5 oz. packet
1	Prelube		55-400 Std Only	4 oz. bottle; 1.5 oz. packet No. 55-403 also avail.
16	Lifter	57	HT-951 Std Only	Hyd.
16	Lifter, Bulk	57	HT-951B Std Only	Hyd.; Carton of 128
16	PUSH ROD Push Rod	57	RP-3229R Std Only	Chrome-Moly; 9.1300" O.A.L.
16	Push Rod	57	RP-3028 Std Only	VINTAGE; 9.1360" O.A.L.

(continued on next page)

GM Car (Incl. Buick, Cad., Chev., Olds., Pontiac)

237 347 5.7L (5687cc) OHV V8 (16 Valve) (Pontiac), 3.9375" Bore (GMC Eng.), 3-2 Bbl. 1957
(cont.)

	QTY	PUSH ROD (cont.)	YEARS	PART NO.	DESCRIPTION
VALVE TRAIN	16	Push Rod, Bulk	57	BRP-3028 Std Only	VINTAGE; Carton of 100; 9.1360" O.A.L.
	16	ROCKER PARTS	YEARS	PART NO.	DESCRIPTION
	16	Arm Assy.	57	R-848 Std Only	VINTAGE; Incl. arm & ball
	16	Arm	57	R-848A Std Only	
	8	VALVE GUIDE	YEARS	PART NO.	DESCRIPTION
	8	Guide	57	VG-5034 Std Only	Loc. Exh.; Cut to fit; 0.3430" ID, 2.5000" O.A.L
	8	Guide	57	VG-5072 Std Only	VINTAGE; Cut to fit; 0.3440" ID, 2.8750" O.A.L
	8	Guide	57	VG-5037 Std Only	VINTAGE; Loc. Int.; 0.3420" ID, 2.7500" O.A.L
	8	Guide	57	VG-5075T Std Only	VINTAGE; Loc. Int.; Threaded; 0.3440" ID, 2.8750" O.A.L
	8	Guide, Bulk	57	VG-5072B Std Only	VINTAGE; Cut to fit; Carton of 100; 0.3440" ID, 2.8750" O.A.L
8	Guide, Bulk	57	VG-5075TB Std Only	VINTAGE; Loc. Int.; Threaded; Carton of 100; 0.3440" ID, 2.8750" O.A.L	
16	VALVE SPRING	YEARS	PART NO.	DESCRIPTION	
16	Spring	57	VS-445 Std Only	VINTAGE; Loc. Inner; 1.8120" Free Height	
16	Spring	57	VS-446 Std Only	VINTAGE; Loc. Outer; 1.9800" Free Height	
16	VALVE SEAL	YEARS	PART NO.	DESCRIPTION	
16	Valve Stem Seal	57	MV-1233C Std Only	O-Ring; (RBB) Rubber	
16	Valve Stem Seal Bulk	57	MV-1233 Std Only	O-Ring; Carton of 100; (RBB) Rubber	
32	VALVE, MISC	YEARS	PART NO.	DESCRIPTION	
32	Keeper	57	VK-115A Std Only	1 groove; Square cut key groove; Carton pack 24	
32	Keeper	57	VK-115 Std Only	1 groove; Square cut key groove; Carton pack 32	
32	Keeper	57	VK-115R Std Only	1 groove; Square cut key groove; Hardened	
32	Keeper, Bulk	57	VK-115B Std Only	1 groove; Square cut key groove; Carton of 1000	
1	RINGS	YEARS	PART NO.	DESCRIPTION	
1	Standard Set	57	E-252X Std-30	VINTAGE; 2-5/64, 1-3/16; Iron	
1	OIL PUMP	YEARS	PART NO.	DESCRIPTION	
1	Inter. Shaft	57	224-61236		

238 347 5.7L (5687cc) OHV V8 (16 Valve) (Pontiac), 3.9375" Bore (GMC Eng.), 4 Bbl. 1957

VALVE TRAIN	1	CAMSHAFT/LIFTER	YEARS	PART NO.	DESCRIPTION
	1	Camshaft	57	CS-187	VINTAGE; w/M/T; Hydraulic, (050) Duration at .050 Lobe Lift, 190 Exh., 190 Int., 111 Degrees Lobe Separation
	1	Prelube		55-403 Std Only	1.5 oz. packet
	1	Prelube		55-400 Std Only	4 oz. bottle; 1.5 oz. packet No. 55-403 also avail.
	16	Lifter	57	HT-951 Std Only	Hyd.
	16	Lifter, Bulk	57	HT-951B Std Only	Hyd.; Carton of 128
	16	PUSH ROD	YEARS	PART NO.	DESCRIPTION
	16	Push Rod	57	RP-3229R Std Only	Chrome-Moly; 9.1300" O.A.L.
	16	Push Rod	57	RP-3028 Std Only	VINTAGE; 9.1360" O.A.L.
	16	Push Rod, Bulk	57	BRP-3028 Std Only	VINTAGE; Carton of 100; 9.1360" O.A.L.
16	ROCKER PARTS	YEARS	PART NO.	DESCRIPTION	
16	Arm Assy.	57	R-848 Std Only	VINTAGE; Incl. arm & ball	
16	Arm	57	R-848A Std Only		
8	VALVE GUIDE	YEARS	PART NO.	DESCRIPTION	
8	Guide	57	VG-5034 Std Only	Loc. Exh.; Cut to fit; 0.3430" ID, 2.5000" O.A.L	
8	Guide	57	VG-5072 Std Only	VINTAGE; Cut to fit; 0.3440" ID, 2.8750" O.A.L	
8	Guide	57	VG-5037 Std Only	VINTAGE; Loc. Int.; 0.3420" ID, 2.7500" O.A.L	
8	Guide	57	VG-5075T Std Only	VINTAGE; Loc. Int.; Threaded; 0.3440" ID, 2.8750" O.A.L	
8	Guide, Bulk	57	VG-5072B Std Only	VINTAGE; Cut to fit; Carton of 100; 0.3440" ID, 2.8750" O.A.L	
8	Guide, Bulk	57	VG-5075TB Std Only	VINTAGE; Loc. Int.; Threaded; Carton of 100; 0.3440" ID, 2.8750" O.A.L	
16	VALVE SPRING	YEARS	PART NO.	DESCRIPTION	
16	Spring	57	VS-445 Std Only	VINTAGE; Loc. Inner; 1.8120" Free Height	
16	Spring	57	VS-446 Std Only	VINTAGE; Loc. Outer; 1.9800" Free Height	
16	VALVE SEAL	YEARS	PART NO.	DESCRIPTION	
16	Valve Stem Seal	57	MV-1233C Std Only	O-Ring; (RBB) Rubber	
16	Valve Stem Seal Bulk	57	MV-1233 Std Only	O-Ring; Carton of 100; (RBB) Rubber	
32	VALVE, MISC	YEARS	PART NO.	DESCRIPTION	
32	Keeper	57	VK-115A Std Only	1 groove; Square cut key groove; Carton pack 24	
32	Keeper	57	VK-115 Std Only	1 groove; Square cut key groove; Carton pack 32	
32	Keeper	57	VK-115R Std Only	1 groove; Square cut key groove; Hardened	
32	Keeper, Bulk	57	VK-115B Std Only	1 groove; Square cut key groove; Carton of 1000	
1	RINGS	YEARS	PART NO.	DESCRIPTION	
1	Standard Set	57	E-252X Std-30	VINTAGE; 2-5/64, 1-3/16; Iron	

(continued on next page)

GM Car (Incl. Buick, Cad., Chev., Olds., Pontiac)

347 5.7L (5687cc) OHV V8 (16 Valve) (Pontiac), 3.9375" Bore (GMC Eng.), 4 Bbl. 1957 238
(cont.)

QTY	OIL PUMP	YEARS	PART NO.	DESCRIPTION
1	Inter. Shaft	57	224-61236	

347 5.7L (5687cc) OHV V8 (16 Valve) (Pontiac), 3.9375" Bore (GMC Eng.), MFI 1957 239

QTY	CAMSHAFT/LIFTER	YEARS	PART NO.	DESCRIPTION
1	Camshaft	57	CS-187	VINTAGE; w/M/T; Hydraulic, (050) Duration at .050 Lobe Lift, 190 Exh., 190 Int., 111 Degrees Lobe Separation
1	Prelube		55-403	Std Only 1.5 oz. packet
1	Prelube		55-400	Std Only 4 oz. bottle; 1.5 oz. packet No. 55-403 also avail.
16	Lifter	57	HT-951	Std Only Hyd.
16	Lifter, Bulk	57	HT-951B	Std Only Hyd.; Carton of 128
QTY	PUSH ROD	YEARS	PART NO.	DESCRIPTION
16	Push Rod	57	RP-3229R	Std Only Chrome-Moly; 9.1300" O.A.L.
16	Push Rod	57	RP-3028	Std Only VINTAGE; 9.1360" O.A.L.
16	Push Rod, Bulk	57	BRP-3028	Std Only VINTAGE; Carton of 100; 9.1360" O.A.L.
QTY	ROCKER PARTS	YEARS	PART NO.	DESCRIPTION
16	Arm Assy.	57	R-848	Std Only VINTAGE; Incl. arm & ball
16	Arm	57	R-848A	Std Only
QTY	VALVE GUIDE	YEARS	PART NO.	DESCRIPTION
8	Guide	57	VG-5034	Std Only Loc. Exh.; Cut to fit; 0.3430" ID, 2.5000" O.A.L
8	Guide	57	VG-5072	Std Only VINTAGE; Cut to fit; 0.3440" ID, 2.8750" O.A.L
8	Guide	57	VG-5037	Std Only VINTAGE; Loc. Int.; 0.3420" ID, 2.7500" O.A.L
8	Guide	57	VG-5075T	Std Only VINTAGE; Loc. Int.; Threaded; 0.3440" ID, 2.8750" O.A.L
8	Guide, Bulk	57	VG-5072B	Std Only VINTAGE; Cut to fit; Carton of 100; 0.3440" ID, 2.8750" O.A.L
8	Guide, Bulk	57	VG-5075TB	Std Only VINTAGE; Loc. Int.; Threaded; Carton of 100; 0.3440" ID, 2.8750" O.A.L
QTY	VALVE SPRING	YEARS	PART NO.	DESCRIPTION
16	Spring	57	VS-445	Std Only VINTAGE; Loc. Inner; 1.8120" Free Height
16	Spring	57	VS-446	Std Only VINTAGE; Loc. Outer; 1.9800" Free Height
QTY	VALVE SEAL	YEARS	PART NO.	DESCRIPTION
16	Valve Stem Seal	57	MV-1233C	Std Only O-Ring; (RBB) Rubber
16	Valve Stem Seal Bulk	57	MV-1233	Std Only O-Ring; Carton of 100; (RBB) Rubber
QTY	VALVE, MISC	YEARS	PART NO.	DESCRIPTION
32	Keeper	57	VK-115A	Std Only 1 groove; Square cut key groove; Carton pack 24
32	Keeper	57	VK-115	Std Only 1 groove; Square cut key groove; Carton pack 32
32	Keeper	57	VK-115R	Std Only 1 groove; Square cut key groove; Hardened
32	Keeper, Bulk	57	VK-115B	Std Only 1 groove; Square cut key groove; Carton of 1000
QTY	RINGS	YEARS	PART NO.	DESCRIPTION
1	Standard Set	57	E-252X	Std-30 VINTAGE; 2-5/64, 1-3/16; Iron
QTY	OIL PUMP	YEARS	PART NO.	DESCRIPTION
1	Inter. Shaft	57	224-61236	

348 5.7L (5704cc) OHV V8 (16 Valve) (Chevrolet), 4.125" Bore (GMC Eng.), 3-2 Bbl. 1961-1958 240

QTY	TIMING	YEARS	PART NO.	DESCRIPTION
1	Timing Chain	61-58	222-494	48 Links
1	Crank Sprocket	61-58	223-262	VINTAGE; 18 Teeth
1	Cam Sprocket	61-58	223-261	VINTAGE; 36 Teeth
QTY	CAMSHAFT/LIFTER	YEARS	PART NO.	DESCRIPTION
16	Lifter	61-58	HT-817	Std Only Hyd.
16	Lifter	61-58	AT-992	Std Only Speed-Pro Mech.
16	Lifter, Bulk	61-58	HT-817B	Std Only Hyd.; Carton of 128
16	Lifter, Bulk	61-58	AT-992B	Std Only Speed-Pro Mech.; Carton of 128
QTY	PUSH ROD	YEARS	PART NO.	DESCRIPTION
8	Push Rod	61-58	RP-3028	Std Only VINTAGE; Loc. Exh.; 9.1360" O.A.L.
8	Push Rod	61-58	RP-3102	Std Only VINTAGE; Loc. Int.; 8.7780" O.A.L.
8	Push Rod, Bulk	61-58	BRP-3028	Std Only VINTAGE; Loc. Exh.; Carton of 100; 9.1360" O.A.L.
8	Push Rod, Bulk	61-58	BRP-3102	Std Only VINTAGE; Loc. Int.; Carton of 25; 8.7780" O.A.L.
QTY	ROCKER PARTS	YEARS	PART NO.	DESCRIPTION
16	Arm Assy.	61-58	R-827	Std Only VINTAGE; Incl. arm, ball & nut
16	Rocker Arm Ball	61-58	MR-1780	Std Only
16	Nut	61-58	MR-1751	Std Only Self-locking, 3/8" x 24 threads
16	Stud	61-58	MR-1752	Std Only .003" O/S; 3/8" x 24 x 2.495"
16	Stud	61-58	MR-1949	Std Only .372" x 24 x 2.495"
QTY	VALVE GUIDE	YEARS	PART NO.	DESCRIPTION
8	Guide	61-58	VG-5062	Std Only Loc. Int.; Plain; 0.3735" ID, 2.3800" O.A.L
8	Guide	61-58	VG-5033	Std Only VINTAGE; Loc. Exh.; 0.3735" ID, 2.6200" O.A.L

(continued on next page)

GM Car (Incl. Buick, Cad., Chev., Olds., Pontiac)

240 348 5.7L (5704cc) OHV V8 (16 Valve) (Chevrolet), 4.125" Bore (GMC Eng.), 3-2 Bbl. 1961-1958
(cont.)

QTY	VALVE SPRING	YEARS	PART NO.	DESCRIPTION
16	Spring	61-58	VS-522 Std Only	VINTAGE; Incl. damper; 2.0000" Free Height
16	Valve Stem Seal	61-58	ST-2002 Std Only	Installation requires valve guide machining; (PLY) Polyacrylate
16	Valve Stem Seal Bulk	61-58	ST-2002BC Std Only	Positive type; Installation requires valve guide machining; Carton of 100; (PLY) Polyacrylate
32	Keeper	61-58	VK-138A Std Only	1 groove; Square cut key groove; Carton pack 24
32	Keeper	61-58	VK-138 Std Only	1 groove; Square cut key groove; Carton pack 32
32	Keeper	61-58	VK-138R Std Only	1 groove; Square cut key groove; Hardened
32	Keeper, Bulk	61-58	VK-138B Std Only	1 groove; Square cut key groove; Carton of 1000
1	Premium Set	61-58	E-243K Std-20-30-40-60	VINTAGE; 2-5/64, 1-3/16; Premium Moly
1	Standard Set	61-58	E-243X Std-20-30-40-60	VINTAGE; 2-5/64, 1-3/16; Iron
1	Main Set	61-58	4036M Std-10-20	VINTAGE
1	Rod Set	61-58	8-3190A Std-1-10-20-30-40-60	A-Series aluminum bearings
8	Rod Pair	61-58	3190A Std-1-10-20-30-40-50	A-Series aluminum bearings
1	Cam Set	61-58	1177M Std Only	VINTAGE
1	Oil Pump	61-58	224-4146	5/8" inlet
1	Oil Pump	61-58	224-4146A	High Pressure; 5/8" inlet
1	Oil Pump	61-58	224-4143	High Volume, check pan for clearance; 5/8" inlet; Use shaft w/steel guide
1	Screen Assy.	61-58	224-1146	VINTAGE; 5/8" inlet

241 348 5.7L (5704cc) OHV V8 (16 Valve) (Chevrolet), 4.125" Bore (GMC Eng.), 4 Bbl. 1961-1958

QTY	TIMING	YEARS	PART NO.	DESCRIPTION
1	Timing Chain	61-58	222-494	48 Links
1	Crank Sprocket	61-58	223-262	VINTAGE; 18 Teeth
1	Cam Sprocket	61-58	223-261	VINTAGE; 36 Teeth
16	Lifter	61-58	HT-817 Std Only	Hyd.
16	Lifter	61-58	AT-992 Std Only	Speed-Pro Mech.
16	Lifter, Bulk	61-58	HT-817B Std Only	Hyd.; Carton of 128
16	Lifter, Bulk	61-58	AT-992B Std Only	Speed-Pro Mech.; Carton of 128
8	Push Rod	61-58	RP-3028 Std Only	VINTAGE; Loc. Exh.; 9.1360" O.A.L.
8	Push Rod	61-58	RP-3102 Std Only	VINTAGE; Loc. Int.; 8.7780" O.A.L.
8	Push Rod, Bulk	61-58	BRP-3028 Std Only	VINTAGE; Loc. Exh.; Carton of 100; 9.1360" O.A.L.
8	Push Rod, Bulk	61-58	BRP-3102 Std Only	VINTAGE; Loc. Int.; Carton of 25; 8.7780" O.A.L.
16	Arm Assy.	61-58	R-827 Std Only	VINTAGE; Incl. arm, ball & nut
16	Rocker Arm Ball	61-58	MR-1780 Std Only	
16	Nut	61-58	MR-1751 Std Only	Self-locking, 3/8" x 24 threads
16	Stud	61-58	MR-1752 Std Only	.003" O/S; 3/8" x 24 x 2.495"
16	Stud	61-58	MR-1949 Std Only	.372" x 24 x 2.495"
8	Guide	61-58	VG-5062 Std Only	Loc. Int.; Plain; 0.3735" ID, 2.3800" O.A.L
8	Guide	61-58	VG-5033 Std Only	VINTAGE; Loc. Exh.; 0.3735" ID, 2.6200" O.A.L
16	Spring	61-58	VS-522 Std Only	VINTAGE; Incl. damper; 2.0000" Free Height
16	Valve Stem Seal	61-58	ST-2002 Std Only	Installation requires valve guide machining; (PLY) Polyacrylate
16	Valve Stem Seal Bulk	61-58	ST-2002BC Std Only	Positive type; Installation requires valve guide machining; Carton of 100; (PLY) Polyacrylate
32	Keeper	61-58	VK-138A Std Only	1 groove; Square cut key groove; Carton pack 24
32	Keeper	61-58	VK-138 Std Only	1 groove; Square cut key groove; Carton pack 32
32	Keeper	61-58	VK-138R Std Only	1 groove; Square cut key groove; Hardened
32	Keeper, Bulk	61-58	VK-138B Std Only	1 groove; Square cut key groove; Carton of 1000
1	Premium Set	61-58	E-243K Std-20-30-40-60	VINTAGE; 2-5/64, 1-3/16; Premium Moly
1	Standard Set	61-58	E-243X Std-20-30-40-60	VINTAGE; 2-5/64, 1-3/16; Iron

(continued on next page)

GM Car (Incl. Buick, Cad., Chev., Olds., Pontiac)

348 5.7L (5704cc) OHV V8 (16 Valve) (Chevrolet), 4.125" Bore (GMC Eng.), 4 Bbl. 1961-1958 241
(cont.)

BLOCK	QTY	ENGINE BEARINGS	YEARS	PART NO.	DESCRIPTION	BLOCK
	1	Main Set	61-58	4036M Std-10-20	VINTAGE	
	1	Rod Set	61-58	8-3190A Std-1-10-20-30-40-60	A-Series aluminum bearings	
	8	Rod Pair	61-58	3190A Std-1-10-20-30-40-50	A-Series aluminum bearings	
	1	Cam Set	61-58	1177M Std Only	VINTAGE	
BLOCK	QTY	OIL PUMP	YEARS	PART NO.	DESCRIPTION	BLOCK
	1	Oil Pump	61-58	224-4146	5/8" inlet	
	1	Oil Pump	61-58	224-4146A	High Pressure; 5/8" inlet	
	1	Oil Pump	61-58	224-4143	High Volume, check pan for clearance; 5/8" inlet; Use shaft w/steel guide	
	1	Screen Assy.	61-58	224-1146	VINTAGE; 5/8" inlet	

350 5.7L (5733cc) OHV V8 (16 Valve) (Oldsmobile), 4.057" Bore (GMC Eng.), MFI "VIN 8" 1980 242

VALVE TRAIN	QTY	TIMING	YEARS	PART NO.	DESCRIPTION	VALVE TRAIN
	1	3 Piece Set	80	KT3-498SA3	(1) 222-498; (1) 223-348; (1) 223-349	
	1	Timing Set w/Gaskets	80	CTS-1005		
	1	Timing Chain	80	222-498	48 Links	
	1	Crank Sprocket	80	223-349	18 Teeth	
	1	Cam Sprocket	80	223-348	36 Teeth	
VALVE TRAIN	QTY	CAMSHAFT/LIFTER	YEARS	PART NO.	DESCRIPTION	VALVE TRAIN
	1	Camshaft	80	CS-707	Hydraulic, (050) Duration at .050 Lobe Lift, 200 Exh., 187 Int., 109 Degrees Lobe Separation	
	1	Prelube		55-403 Std Only	1.5 oz. packet	
	1	Prelube		55-400 Std Only	4 oz. bottle; 1.5 oz. packet No. 55-403 also avail.	
	16	Lifter	80	HT-951 Std Only	Hyd.	
	16	Lifter, Bulk	80	HT-951B Std Only	Hyd.; Carton of 128	
VALVE TRAIN	QTY	CAM KIT	YEARS	PART NO.	DESCRIPTION	VALVE TRAIN
	1	Cam/Lifter Kit	80	KC-707	Hyd.; (1) 55-403B; (1) CS-707; (16) HT-951	
	1	Cam/Lifter/Timing Kit	80	KCT-707	Hyd.; (1) 55-403B; (1) CS-707; (16) HT-951; (1) KT3-498SA3	
VALVE TRAIN	QTY	PUSH ROD	YEARS	PART NO.	DESCRIPTION	VALVE TRAIN
	16	Push Rod	80	RP-3205 Std Only	8.2480" O.A.L.	
	16	Push Rod, Bulk	80	BRP-3205 Std Only	Carton of 100; 8.2480" O.A.L.	
VALVE TRAIN	QTY	ROCKER PARTS	YEARS	PART NO.	DESCRIPTION	VALVE TRAIN
	8	Arm Assy.	80	R-882 Std Only	Incl. 2-arms, 2-pivots & 1-pivot bridge	
	8	Arm Assy., Bulk	80	R-882B Std Only	Incl. 2-arms, 2-pivots & 1-pivot bridge; Carton of 32	
	8	Arm	80	R-882A Std Only		
	8	Bridge	80	MR-1840 Std Only		
	8	Pivot	80	MR-1903 Std Only		
VALVE TRAIN	QTY	VALVE	YEARS	PART NO.	DESCRIPTION	VALVE TRAIN
	8	Exhaust	80	V-2061 Std-15	Chrome plated stem; 1.5020" Head Dia., 0.3423" Stem Dia., 4.6880" O.A.L.	
	8	Intake	80	V-1775 Std Only	VINTAGE; 1.9920" Head Dia., 0.3430" Stem Dia., 4.7090" O.A.L.	
	8	Intake	80	V-2304 Std Only	VINTAGE; Stock replacement; 1.9950" Head Dia., 0.3430" Stem Dia., 4.6670" O.A.L.	
VALVE TRAIN	QTY	VALVE GUIDE	YEARS	PART NO.	DESCRIPTION	VALVE TRAIN
	16	Guide	80	VG-5038 Std Only	0.3430" ID, 2.1200" O.A.L	
	16	Guide, Bulk	80	VG-5038B Std Only	Carton of 50; 0.3430" ID, 2.1200" O.A.L	
VALVE TRAIN	QTY	VALVE SPRING	YEARS	PART NO.	DESCRIPTION	VALVE TRAIN
	8	Spring	80	VS-721 Std Only	Loc. Exh.; 1.9600" Free Height	
	8	Spring	80	VS-721 Std Only	Loc. Int.; 1.9600" Free Height	
	8	Spring, Bulk	80	VS-721B Std Only	Loc. Exh.; Carton of 250; 1.9600" Free Height	
	8	Spring, Bulk	80	VS-721B Std Only	Loc. Int.; Carton of 250; 1.9600" Free Height	
VALVE TRAIN	QTY	VALVE SEAL	YEARS	PART NO.	DESCRIPTION	VALVE TRAIN
	8	Valve Stem Seal	80	MV-1819C Std Only	Loc. Int.; Umbrella type; (NYL) Nylon	
	16	Valve Stem Seal	80	ST-2001 Std Only	Positive type; Installation requires valve guide machining; (RBBTF) Rubber/PTFE	
	8	Valve Stem Seal Bulk	80	MV-1819 Std Only	Loc. Int.; Umbrella type; Carton of 50; (NYL) Nylon	
	16	Valve Stem Seal Bulk	80	ST-2001BC Std Only	Positive type; Installation requires valve guide machining; Carton of 100; (RBBTF) Rubber/PTFE	
VALVE TRAIN	QTY	VALVE SEAT	YEARS	PART NO.	DESCRIPTION	VALVE TRAIN
	8	Seat	80	245-1562-2 Std Only	Loc. Exh.; 1.5675" OD, 1.3125" ID, 0.2480" Depth	
	8	Seat	80	245-1562-2N Std Only	Loc. Exh.; Premium Material; 1.5675" OD, 1.3125" ID, 0.2480" Depth	
VALVE TRAIN	QTY	VALVE, MISC	YEARS	PART NO.	DESCRIPTION	VALVE TRAIN
	32	Keeper	80	VK-115A Std Only	1 groove; Square cut key groove; Carton pack 24	
	32	Keeper	80	VK-115 Std Only	1 groove; Square cut key groove; Carton pack 32	
	32	Keeper	80	VK-115R Std Only	1 groove; Square cut key groove; Hardened	

(continued on next page)

GM Car (Incl. Buick, Cad., Chev., Olds., Pontiac)

242 350 5.7L (5733cc) OHV V8 (16 Valve) (Oldsmobile), 4.057" Bore (GMC Eng.), MFI "VIN 8" 1980
(cont.)

QTY	VALVE, MISC (cont.)	YEARS	PART NO.	DESCRIPTION
32	Keeper, Bulk	80	VK-115B Std Only	1 groove; Square cut key groove; Carton of 1000
16	Spring Insert	80	259-303C Std Only	.015"; ID .703"; Carton of 100
16	Spring Insert	80	259-303B Std Only	.030"; ID .703"; Carton of 100
16	Spring Insert	80	259-303A Std Only	.060"; ID .703"; Carton of 100
16	Spring Insert	80	259-303ARS Std Only	.060"; ID .703"; Carton of 500
QTY	PISTON	YEARS	PART NO.	DESCRIPTION
8	Cast Piston	80	332AP Std-20-30-40-60	VINTAGE; Cast; .9804" Pin Dia.; 2 Rings 5/64 Groove, 1 Ring 3/16 Groove, 1.596 CD, Recessed Head .215 deep x 2.920 dia. - 7.9:1 C.R.
8	Cast Piston - Individual	80	W332AP Std-20-30-40-60	VINTAGE; Cast; .9804" Pin Dia.; 2 Rings 5/64 Groove, 1 Ring 3/16 Groove, 1.596 CD, Recessed Head .215 deep x 2.920 dia. - 7.9:1 C.R.
8	Pin Bushing	80	3049YA20	
QTY	RINGS	YEARS	PART NO.	DESCRIPTION
1	Premium Set	80	E-297K Std-20-30-40-60	VINTAGE; 2-5/64, 1-3/16; Premium Moly
1	Standard Set	80	E-297X Std-30-40-60	VINTAGE; 2-5/64, 1-3/16; Iron
QTY	ENGINE BEARINGS	YEARS	PART NO.	DESCRIPTION
1	Main Set	80	4281M Std-1-10-20-30	3.824" max. flange OD
1	Rod Set	80	8-3045A Std-10-20-30-40	A-Series aluminum bearings
8	Rod Pair	80	3045A Std-1-10-20-30-40	A-Series aluminum bearings
1	Cam Set	80	1466M Std Only	Full round design
QTY	OIL PUMP	YEARS	PART NO.	DESCRIPTION
1	Oil Pump	80	224-41203	
1	Oil Pump	80	224-41203V	High Volume, check pan for clearance; Use w/224-11203V screen
1	Inter. Shaft	80	224-61203	
1	Screen Assy.	80	224-11203	5/8" inlet tube
1	Screen Assy.	80	224-11203V	Bolt-on 3/4" tube; Use w/224-41203V pump
QTY	GASKETS	YEARS	PART NO.	DESCRIPTION
1	Kit Gasket Set	80	260-1022	VINTAGE; Int. manifold gskt. not incl.; Fuel injection seals not incl.; Premium valve stem seals incl.
1	Valley Pan Gasket Set	80	260-4001	
QTY	FREEZE PLUGS	YEARS	PART NO.	DESCRIPTION
1	Brass Block Plug Kit	80	381-8020	
1	Steel Block Plug Kit	80	381-4020	
1	Brass Deep Cup Freeze Plug	80	381-9002	1.500" Diameter, 0.375" Height
1	Steel Deep Cup Freeze Plug	80	381-3077	0.906" Diameter
1	Steel Deep Cup Freeze Plug	80	381-3133	1.500" Diameter, 0.375" Height
1	Steel Deep Cup Freeze Plug	80	381-3054	19/32" Diameter
1	Steel Deep Cup Freeze Plug	80	381-3131	2.094" Diameter

243 350 5.7L (5733cc) OHV V8 (16 Valve) (Oldsmobile), 4.057" Bore (GMC Eng.), MFI "VIN B" 1979-1978

QTY	TIMING	YEARS	PART NO.	DESCRIPTION
1	3 Piece Set	79-78	KT3-498SA3	(1) 222-498; (1) 223-348; (1) 223-349
1	Timing Set w/Gaskets	79-78	CTS-1005	
1	Timing Chain	79-78	222-498	48 Links
1	Crank Sprocket	79-78	223-349	18 Teeth
1	Cam Sprocket	79-78	223-348	36 Teeth
QTY	CAMSHAFT/LIFTER	YEARS	PART NO.	DESCRIPTION
1	Camshaft	79-78	CS-707	Hydraulic, (050) Duration at .050 Lobe Lift, 200 Exh., 187 Int., 109 Degrees Lobe Separation
1	Prelube		55-403 Std Only	1.5 oz. packet
1	Prelube		55-400 Std Only	4 oz. bottle; 1.5 oz. packet No. 55-403 also avail.
16	Lifter	79-78	HT-951 Std Only	Hyd.
16	Lifter, Bulk	79-78	HT-951B Std Only	Hyd.; Carton of 128
QTY	CAM KIT	YEARS	PART NO.	DESCRIPTION
1	Cam/Lifter Kit	79-78	KC-707	Hyd.; (1) 55-403B; (1) CS-707; (16) HT-951
1	Cam/Lifter/Timing Kit	79-78	KCT-707	Hyd.; (1) 55-403B; (1) CS-707; (16) HT-951; (1) KT3-498SA3
QTY	PUSH ROD	YEARS	PART NO.	DESCRIPTION
16	Push Rod	79-78	RP-3174 Std Only	VINTAGE; 8.2340" O.A.L.
16	Push Rod, Bulk	79-78	BRP-3174 Std Only	VINTAGE; Carton of 100; 8.2340" O.A.L.
QTY	ROCKER PARTS	YEARS	PART NO.	DESCRIPTION
8	Arm Assy.	79-78	R-856 Std Only	VINTAGE; Incl. 2-arms & 1-pivot assy.
8	Arm Assy., Bulk	79-78	R-856B Std Only	VINTAGE; Incl. 2-arms & 1-pivot assy.; Carton of 64
8	Arm	79-78	R-856A Std Only	VINTAGE
8	Bridge	79-78	MR-1840 Std Only	

(continued on next page)

GM Car (Incl. Buick, Cad., Chev., Olds., Pontiac)

350 5.7L (5733cc) OHV V8 (16 Valve) (Oldsmobile), 4.057" Bore (GMC Eng.), MFI "VIN B" 1979-1978 **243**
(cont.)

QTY	ROCKER PARTS (cont.)	YEARS	PART NO.	DESCRIPTION
8	Pivot	79-78	MR-1903 Std Only	
8	Exhaust	79-78	V-2061 Std-15	Chrome plated stem; 1.5020" Head Dia., 0.3423" Stem Dia., 4.6880" O.A.L.
8	Intake	79-78	V-1775 Std Only	VINTAGE; 1.9920" Head Dia., 0.3430" Stem Dia., 4.7090" O.A.L.
8	Intake	79-78	V-2304 Std Only	VINTAGE; Stock replacement; 1.9950" Head Dia., 0.3430" Stem Dia., 4.6670" O.A.L.
16	Guide	79-78	VG-5038 Std Only	0.3430" ID, 2.1200" O.A.L
16	Guide, Bulk	79-78	VG-5038B Std Only	Carton of 50; 0.3430" ID, 2.1200" O.A.L
8	Spring	79-78	VS-721 Std Only	Loc. Exh.; 1.9600" Free Height
8	Spring	79-78	VS-721 Std Only	Loc. Int.; 1.9600" Free Height
8	Spring, Bulk	79-78	VS-721B Std Only	Loc. Exh.; Carton of 250; 1.9600" Free Height
8	Spring, Bulk	79-78	VS-721B Std Only	Loc. Int.; Carton of 250; 1.9600" Free Height
8	Valve Stem Seal	79-78	MV-1819C Std Only	Loc. Int.; Umbrella type; (NYL) Nylon
16	Valve Stem Seal	79-78	ST-2001 Std Only	Positive type; Installation requires valve guide machining; (RBBTF) Rubber/PTFE
8	Valve Stem Seal Bulk	79-78	MV-1819 Std Only	Loc. Int.; Umbrella type; Carton of 50; (NYL) Nylon
16	Valve Stem Seal Bulk	79-78	ST-2001BC Std Only	Positive type; Installation requires valve guide machining; Carton of 100; (RBBTF) Rubber/PTFE
8	Seat	79-78	245-1562-2 Std Only	Loc. Exh.; 1.5675" OD, 1.3125" ID, 0.2480" Depth
8	Seat	79-78	245-1562-2N Std Only	Loc. Exh.; Premium Material; 1.5675" OD, 1.3125" ID, 0.2480" Depth
32	Keeper	79-78	VK-115A Std Only	1 groove; Square cut key groove; Carton pack 24
32	Keeper	79-78	VK-115 Std Only	1 groove; Square cut key groove; Carton pack 32
32	Keeper	79-78	VK-115R Std Only	1 groove; Square cut key groove; Hardened
32	Keeper, Bulk	79-78	VK-115B Std Only	1 groove; Square cut key groove; Carton of 1000
16	Spring Insert	79-78	259-303C Std Only	.015"; ID .703"; Carton of 100
16	Spring Insert	79-78	259-303B Std Only	.030"; ID .703"; Carton of 100
16	Spring Insert	79-78	259-303A Std Only	.060"; ID .703"; Carton of 100
16	Spring Insert	79-78	259-303ARS Std Only	.060"; ID .703"; Carton of 500
8	Cast Piston	79-78	332AP Std-20-30-40-60	VINTAGE; Cast; .9804" Pin Dia.; 2 Rings 5/64 Groove, 1 Ring 3/16 Groove, 1.596 CD, Recessed Head .215 deep x 2.920 dia. - 7.9:1 C.R.
8	Cast Piston - Individual	79-78	W332AP Std-20-30-40-60	VINTAGE; Cast; .9804" Pin Dia.; 2 Rings 5/64 Groove, 1 Ring 3/16 Groove, 1.596 CD, Recessed Head .215 deep x 2.920 dia. - 7.9:1 C.R.
1	Premium Set	79-78	E-297K Std-20-30-40-60	VINTAGE; 2-5/64, 1-3/16; Premium Moly
1	Standard Set	79-78	E-297X Std-30-40-60	VINTAGE; 2-5/64, 1-3/16; Iron
1	Main Set	79-78	4281M Std-1-10-20-30	3.824" max. flange OD
1	Rod Set	79-78	8-3045A Std-10-20-30-40	A-Series aluminum bearings
8	Rod Pair	79-78	3045A Std-1-10-20-30-40	A-Series aluminum bearings
1	Cam Set	79-78	1466M Std Only	Full round design
1	Oil Pump	79-78	224-41203	
1	Oil Pump	79-78	224-41203V	High Volume, check pan for clearance; Use w/224-11203V screen
1	Inter. Shaft	79-78	224-61203	
1	Screen Assy.	79-78	224-11203	5/8" inlet tube
1	Screen Assy.	79-78	224-11203V	Bolt-on 3/4" tube; Use w/224-41203V pump
1	Kit Gasket Set	79-78	260-1022	VINTAGE; Int. manifold gskt. not incl.; Fuel injection seals not incl.; Premium valve stem seals incl.
1	Valley Pan Gasket Set	79-78	260-4001	
1	Brass Block Plug Kit	79-78	381-8020	
1	Steel Block Plug Kit	79-78	381-4020	
1	Brass Deep Cup Freeze Plug	79-78	381-9002	1.500" Diameter, 0.375" Height
1	Steel Deep Cup Freeze Plug	79-78	381-3077	0.906" Diameter
1	Steel Deep Cup Freeze Plug	79-78	381-3133	1.500" Diameter, 0.375" Height

(continued on next page)

GM Car (Incl. Buick, Cad., Chev., Olds., Pontiac)

243 350 5.7L (5733cc) OHV V8 (16 Valve) (Oldsmobile), 4.057" Bore (GMC Eng.), MFI "VIN B" 1979-1978
(cont.)

QTY	FREEZE PLUGS (cont.)	YEARS	PART NO.	DESCRIPTION
1	Steel Deep Cup Freeze Plug	79-78	381-3054	19/32" Diameter
1	Steel Deep Cup Freeze Plug	79-78	381-3131	2.094" Diameter

244 350 5.7L (5733cc) OHV V8 (16 Valve) (Oldsmobile), 4.057" Bore (GMC Eng.), 4 Bbl. "VIN G" 1977

QTY	TIMING	YEARS	PART NO.	DESCRIPTION
1	3 Piece Set	77	KT3-498SA3	(1) 222-498; (1) 223-348; (1) 223-349
1	Timing Set w/Gaskets	77	CTS-1005	
1	Timing Chain	77	222-498	48 Links
1	Crank Sprocket	77	223-349	18 Teeth
1	Cam Sprocket	77	223-348	36 Teeth
QTY	CAMSHAFT/LIFTER	YEARS	PART NO.	DESCRIPTION
1	Camshaft	77	CS-707	Hydraulic, (050) Duration at .050 Lobe Lift, 200 Exh., 187 Int., 109 Degrees Lobe Separation
1	Prelube		55-403 Std Only	1.5 oz. packet
1	Prelube		55-400 Std Only	4 oz. bottle; 1.5 oz. packet No. 55-403 also avail.
16	Lifter	77	HT-951 Std Only	Hyd.
16	Lifter, Bulk	77	HT-951B Std Only	Hyd.; Carton of 128
QTY	CAM KIT	YEARS	PART NO.	DESCRIPTION
1	Cam/Lifter Kit	77	KC-707	Hyd.; (1) 55-403B; (1) CS-707; (16) HT-951
1	Cam/Lifter/Timing Kit	77	KCT-707	Hyd.; (1) 55-403B; (1) CS-707; (16) HT-951; (1) KT3-498SA3
QTY	PUSH ROD	YEARS	PART NO.	DESCRIPTION
16	Push Rod	77	RP-3174 Std Only	VINTAGE; 8.2340" O.A.L.
16	Push Rod, Bulk	77	BRP-3174 Std Only	VINTAGE; Carton of 100; 8.2340" O.A.L.
QTY	ROCKER PARTS	YEARS	PART NO.	DESCRIPTION
8	Arm Assy.	77	R-856 Std Only	VINTAGE; Incl. 2-arms & 1-pivot assy.
8	Arm Assy., Bulk	77	R-856B Std Only	VINTAGE; Incl. 2-arms & 1-pivot assy.; Carton of 64
8	Arm	77	R-856A Std Only	VINTAGE
8	Bridge	77	MR-1840 Std Only	
8	Pivot	77	MR-1903 Std Only	
QTY	VALVE	YEARS	PART NO.	DESCRIPTION
8	Exhaust	77	V-2061 Std-15	Chrome plated stem; 1.5020" Head Dia., 0.3423" Stem Dia., 4.6880" O.A.L.
8	Intake	77	V-1775 Std Only	VINTAGE; 1.9920" Head Dia., 0.3430" Stem Dia., 4.7090" O.A.L.
8	Intake	77	V-2304 Std Only	VINTAGE; Stock replacement; 1.9950" Head Dia., 0.3430" Stem Dia., 4.6670" O.A.L.
QTY	VALVE GUIDE	YEARS	PART NO.	DESCRIPTION
16	Guide	77	VG-5038 Std Only	0.3430" ID, 2.1200" O.A.L
16	Guide, Bulk	77	VG-5038B Std Only	Carton of 50; 0.3430" ID, 2.1200" O.A.L
QTY	VALVE SPRING	YEARS	PART NO.	DESCRIPTION
8	Spring	77	VS-721 Std Only	Loc. Exh.; 1.9600" Free Height
8	Spring	77	VS-721 Std Only	Loc. Int.; 1.9600" Free Height
8	Spring, Bulk	77	VS-721B Std Only	Loc. Exh.; Carton of 250; 1.9600" Free Height
8	Spring, Bulk	77	VS-721B Std Only	Loc. Int.; Carton of 250; 1.9600" Free Height
QTY	VALVE SEAL	YEARS	PART NO.	DESCRIPTION
8	Valve Stem Seal	77	MV-1819C Std Only	Loc. Int.; Umbrella type; (NYL) Nylon
16	Valve Stem Seal	77	ST-2001 Std Only	Positive type; Installation requires valve guide machining; (RBBTF) Rubber/PTFE
8	Valve Stem Seal Bulk	77	MV-1819 Std Only	Loc. Int.; Umbrella type; Carton of 50; (NYL) Nylon
16	Valve Stem Seal Bulk	77	ST-2001BC Std Only	Positive type; Installation requires valve guide machining; Carton of 100; (RBBTF) Rubber/PTFE
QTY	VALVE SEAT	YEARS	PART NO.	DESCRIPTION
8	Seat	77	245-1562-2 Std Only	Loc. Exh.; 1.5675" OD, 1.3125" ID, 0.2480" Depth
8	Seat	77	245-1562-2N Std Only	Loc. Exh.; Premium Material; 1.5675" OD, 1.3125" ID, 0.2480" Depth
QTY	VALVE, MISC	YEARS	PART NO.	DESCRIPTION
32	Keeper	77	VK-115A Std Only	1 groove; Square cut key groove; Carton pack 24
32	Keeper	77	VK-115 Std Only	1 groove; Square cut key groove; Carton pack 32
32	Keeper	77	VK-115R Std Only	1 groove; Square cut key groove; Hardened
32	Keeper, Bulk	77	VK-115B Std Only	1 groove; Square cut key groove; Carton of 1000
16	Spring Insert	77	259-303C Std Only	.015"; ID .703"; Carton of 100
16	Spring Insert	77	259-303B Std Only	.030"; ID .703"; Carton of 100
16	Spring Insert	77	259-303A Std Only	.060"; ID .703"; Carton of 100
16	Spring Insert	77	259-303ARS Std Only	.060"; ID .703"; Carton of 500

VALVE TRAIN

VALVE TRAIN

(continued on next page)

GM Car (Incl. Buick, Cad., Chev., Olds., Pontiac)

350 5.7L (5733cc) OHV V8 (16 Valve) (Oldsmobile), 4.057" Bore (GMC Eng.), 4 Bbl. "VIN G" 1977 244
(cont.)

QTY	PISTON	YEARS	PART NO.	DESCRIPTION
8	Cast Piston	77	332AP Std-20-30-40-60	VINTAGE; Low comp.; Cast; .9804" Pin Dia.; 2 Rings 5/64 Groove, 1 Ring 3/16 Groove, 1.596 CD, Recessed Head .215 deep x 2.920 dia. - 7.9:1 C.R.
8	Cast Piston - Individual	77	W332AP Std-20-30-40-60	VINTAGE; Low comp.; Cast; .9804" Pin Dia.; 2 Rings 5/64 Groove, 1 Ring 3/16 Groove, 1.596 CD, Recessed Head .215 deep x 2.920 dia. - 7.9:1 C.R.
QTY	RINGS	YEARS	PART NO.	DESCRIPTION
1	Premium Set	77	E-297K Std-20-30-40-60	VINTAGE; 2-5/64, 1-3/16; Premium Moly
1	Standard Set	77	E-297X Std-30-40-60	VINTAGE; 2-5/64, 1-3/16; Iron
QTY	ENGINE BEARINGS	YEARS	PART NO.	DESCRIPTION
1	Main Set	77	4281M Std-1-10-20-30	3.824" max. flange OD
1	Rod Set	77	8-3045A Std-10-20-30-40	A-Series aluminum bearings
8	Rod Pair	77	3045A Std-1-10-20-30-40	A-Series aluminum bearings
1	Cam Set	77	1234M Std Only	VINTAGE; Babbitt material; Full round design
QTY	OIL PUMP	YEARS	PART NO.	DESCRIPTION
1	Oil Pump	77	224-41203	
1	Oil Pump	77	224-41203V	High Volume, check pan for clearance; Use w/224-11203V screen
1	Inter. Shaft	77	224-61203	
1	Screen Assy.	77	224-11203	5/8" inlet tube
1	Screen Assy.	77	224-11203V	Bolt-on 3/4" tube; Use w/224-41203V pump
QTY	GASKETS	YEARS	PART NO.	DESCRIPTION
1	Kit Gasket Set	77	260-1022	VINTAGE; Int. manifold gskt. not incl.; Premium valve stem seals incl.
1	Valley Pan Gasket Set	77	260-4001	
QTY	FREEZE PLUGS	YEARS	PART NO.	DESCRIPTION
1	Brass Block Plug Kit	77	381-8020	
1	Steel Block Plug Kit	77	381-4020	
1	Brass Deep Cup Freeze Plug	77	381-9002	1.500" Diameter, 0.375" Height
1	Steel Deep Cup Freeze Plug	77	381-3077	0.906" Diameter
1	Steel Deep Cup Freeze Plug	77	381-3133	1.500" Diameter, 0.375" Height
1	Steel Deep Cup Freeze Plug	77	381-3054	19/32" Diameter
1	Steel Deep Cup Freeze Plug	77	381-3131	2.094" Diameter

350 5.7L (5733cc) OHV V8 (16 Valve) (Oldsmobile), 4.057" Bore (GMC Eng.), 2 Bbl. "VIN H" 1973-1972 245

QTY	TIMING	YEARS	PART NO.	DESCRIPTION
1	3 Piece Set	73-72	KT3-498SA3	(1) 222-498; (1) 223-348; (1) 223-349
1	Timing Set w/Gaskets	73-72	CTS-1005	
1	Timing Chain	73-72	222-498	48 Links
1	Crank Sprocket	73-72	223-349	18 Teeth
1	Cam Sprocket	73-72	223-348	36 Teeth
QTY	CAMSHAFT/LIFTER	YEARS	PART NO.	DESCRIPTION
1	Camshaft	73	CS-707	Hydraulic, (050) Duration at .050 Lobe Lift, 200 Exh., 187 Int., 109 Degrees Lobe Separation
1	Camshaft	72	CS-707	w/A/T; Hydraulic, (050) Duration at .050 Lobe Lift, 200 Exh., 187 Int., 109 Degrees Lobe Separation
1	Prelube		55-403 Std Only	1.5 oz. packet
1	Prelube		55-400 Std Only	4 oz. bottle; 1.5 oz. packet No. 55-403 also avail.
16	Lifter	73-72	HT-951 Std Only	Hyd.
16	Lifter, Bulk	73-72	HT-951B Std Only	Hyd.; Carton of 128
QTY	CAM KIT	YEARS	PART NO.	DESCRIPTION
1	Cam/Lifter Kit	73	KC-707	Hyd.; (1) 55-403B; (1) CS-707; (16) HT-951
1	Cam/Lifter Kit	72	KC-707	w/A/T; Hyd.; (1) 55-403B; (1) CS-707; (16) HT-951
1	Cam/Lifter/Timing Kit	73	KCT-707	Hyd.; (1) 55-403B; (1) CS-707; (16) HT-951; (1) KT3-498SA3
1	Cam/Lifter/Timing Kit	72	KCT-707	w/A/T; Hyd.; (1) 55-403B; (1) CS-707; (16) HT-951; (1) KT3-498SA3
QTY	PUSH ROD	YEARS	PART NO.	DESCRIPTION
16	Push Rod	73-72	RP-3174 Std Only	VINTAGE; 8.2340" O.A.L.
16	Push Rod, Bulk	73-72	BRP-3174 Std Only	VINTAGE; Carton of 100; 8.2340" O.A.L.
QTY	ROCKER PARTS	YEARS	PART NO.	DESCRIPTION
8	Arm Assy.	73-72	R-856 Std Only	VINTAGE; Incl. 2-arms & 1-pivot assy.
8	Arm Assy., Bulk	73-72	R-856B Std Only	VINTAGE; Incl. 2-arms & 1-pivot assy.; Carton of 64
8	Arm	73-72	R-856A Std Only	VINTAGE
8	Bridge	73-72	MR-1840 Std Only	
8	Pivot	73-72	MR-1903 Std Only	

(continued on next page)

GM Car (Incl. Buick, Cad., Chev., Olds., Pontiac)

245 350 5.7L (5733cc) OHV V8 (16 Valve) (Oldsmobile), 4.057" Bore (GMC Eng.), 2 Bbl. "VIN H" 1973-1972
(cont.)

QTY	VALVE	YEARS	PART NO.	DESCRIPTION
8	Exhaust	73	V-2028 Std Only	VINTAGE; Chrome plated stem; 1.6220" Head Dia., 0.3423" Stem Dia., 4.6750" O.A.L.
8	Exhaust	72	V-1942 Std Only	VINTAGE; 1.6220" Head Dia., 0.3423" Stem Dia., 4.7080" O.A.L.
8	Intake	73	V-1995 Std Only	VINTAGE; 1.8750" Head Dia., 0.3428" Stem Dia., 4.6670" O.A.L.
8	Intake	72	V-1773 Std Only	VINTAGE; 1.8760" Head Dia., 0.3425" Stem Dia., 4.7382" O.A.L.
VALVE TRAIN				
QTY	VALVE GUIDE	YEARS	PART NO.	DESCRIPTION
16	Guide	73-72	VG-5038 Std Only	0.3430" ID, 2.1200" O.A.L
16	Guide, Bulk	73-72	VG-5038B Std Only	Carton of 50; 0.3430" ID, 2.1200" O.A.L
QTY	VALVE SPRING	YEARS	PART NO.	DESCRIPTION
8	Spring	73	VS-721 Std Only	Loc. Exh.; 1.9600" Free Height
8	Spring	73-72	VS-721 Std Only	Loc. Int.; 1.9600" Free Height
8	Spring	72	VS-1618R Std Only	Loc. Exh.; Incl. damper; 1.9940" Free Height
8	Spring, Bulk	73	VS-721B Std Only	Loc. Exh.; Carton of 250; 1.9600" Free Height
8	Spring, Bulk	73-72	VS-721B Std Only	Loc. Int.; Carton of 250; 1.9600" Free Height
QTY	VALVE SEAL	YEARS	PART NO.	DESCRIPTION
8	Valve Stem Seal	73-72	MV-1819C Std Only	Loc. Int.; Umbrella type; (NYL) Nylon
16	Valve Stem Seal	73-72	ST-2001 Std Only	Positive type; Installation requires valve guide machining; (RBBTF) Rubber/PTFE
8	Valve Stem Seal Bulk	73-72	MV-1819 Std Only	Loc. Int.; Umbrella type; Carton of 50; (NYL) Nylon
16	Valve Stem Seal Bulk	73-72	ST-2001BC Std Only	Positive type; Installation requires valve guide machining; Carton of 100; (RBBTF) Rubber/PTFE
QTY	VALVE SEAT	YEARS	PART NO.	DESCRIPTION
8	Seat	73	245-2000-1 Std Only	Loc. Int.; 2.0055" OD, 1.7500" ID, 0.2160" Depth
8	Seat	72	245-2000-1 Std Only	Loc. Int.; Exc. O.A.I.; 2.0055" OD, 1.7500" ID, 0.2160" Depth
QTY	VALVE, MISC	YEARS	PART NO.	DESCRIPTION
32	Keeper	73-72	VK-115A Std Only	1 groove; Square cut key groove; Carton pack 24
32	Keeper	73-72	VK-115 Std Only	1 groove; Square cut key groove; Carton pack 32
32	Keeper	73-72	VK-115R Std Only	1 groove; Square cut key groove; Hardened
32	Keeper, Bulk	73-72	VK-115B Std Only	1 groove; Square cut key groove; Carton of 1000
16	Spring Insert	73-72	259-303C Std Only	.015"; ID .703"; Carton of 100
16	Spring Insert	73-72	259-303B Std Only	.030"; ID .703"; Carton of 100
16	Spring Insert	73-72	259-303A Std Only	.060"; ID .703"; Carton of 100
16	Spring Insert	73-72	259-303ARS Std Only	.060"; ID .703"; Carton of 500
QTY	PISTON	YEARS	PART NO.	DESCRIPTION
8	Cast Piston	73-72	332AP Std-20-30-40-60	VINTAGE; Low comp.; Cast; .9804" Pin Dia.; 2 Rings 5/64 Groove, 1 Ring 3/16 Groove, 1.596 CD, Recessed Head .215 deep x 2.920 dia. - 7.9:1 C.R.
8	Cast Piston - Individual	73-72	W332AP Std-20-30-40-60	VINTAGE; Low comp.; Cast; .9804" Pin Dia.; 2 Rings 5/64 Groove, 1 Ring 3/16 Groove, 1.596 CD, Recessed Head .215 deep x 2.920 dia. - 7.9:1 C.R.
QTY	RINGS	YEARS	PART NO.	DESCRIPTION
1	Premium Set	73-72	E-297K Std-20-30-40-60	VINTAGE; 2-5/64, 1-3/16; Premium Moly
1	Standard Set	73-72	E-297X Std-30-40-60	VINTAGE; 2-5/64, 1-3/16; Iron
QTY	ENGINE BEARINGS	YEARS	PART NO.	DESCRIPTION
1	Main Set	73-72	4281M Std-1-10-20-30	3.824" max. flange OD
1	Rod Set	73-72	8-3045A Std-10-20-30-40	A-Series aluminum bearings
8	Rod Pair	73-72	3045A Std-1-10-20-30-40	A-Series aluminum bearings
1	Cam Set	73-72	1234M Std Only	VINTAGE; Babbitt material; Full round design
QTY	OIL PUMP	YEARS	PART NO.	DESCRIPTION
1	Oil Pump	73-72	224-41203	
1	Inter. Shaft	73-72	224-61203	
1	Screen Assy.	73-72	224-11203	5/8" inlet tube
1	Screen Assy.	73-72	224-11203V	Bolt-on 3/4" tube; Use w/224-41203V pump
QTY	GASKETS	YEARS	PART NO.	DESCRIPTION
1	Kit Gasket Set	73-72	260-1008	VINTAGE; Int. manifold gskt. not incl.; Premium valve stem seals incl.
1	Valley Pan Gasket Set	73	260-4001	
1	Valley Pan Gasket Set	72	260-4010	VINTAGE
QTY	FREEZE PLUGS	YEARS	PART NO.	DESCRIPTION
1	Brass Block Plug Kit	73-72	381-8020	
1	Steel Block Plug Kit	73-72	381-4020	
1	Brass Deep Cup Freeze Plug	73-72	381-9002	1.500" Diameter, 0.375" Height
1	Steel Deep Cup Freeze Plug	73-72	381-3077	0.906" Diameter
1	Steel Deep Cup Freeze Plug	73-72	381-3133	1.500" Diameter, 0.375" Height

(continued on next page)

GM Car (Incl. Buick, Cad., Chev., Olds., Pontiac)

350 5.7L (5733cc) OHV V8 (16 Valve) (Oldsmobile), 4.057" Bore (GMC Eng.), 2 Bbl. "VIN H" 1973-1972 **245**
(cont.)

QTY	FREEZE PLUGS (cont.)	YEARS	PART NO.	DESCRIPTION
1	Steel Deep Cup Freeze Plug	73-72	381-3054	19/32" Diameter
1	Steel Deep Cup Freeze Plug	73-72	381-3131	2.094" Diameter

350 5.7L (5733cc) OHV V8 (16 Valve) (Oldsmobile), 4.057" Bore (GMC Eng.), 4 Bbl. "VIN K" 1975-1972 **246**

QTY	TIMING	YEARS	PART NO.	DESCRIPTION
1	3 Piece Set	75-72	KT3-498SA3	(1) 222-498; (1) 223-348; (1) 223-349
1	Timing Set w/Gaskets	75-72	CTS-1005	
1	Timing Chain	75-72	222-498	48 Links
1	Crank Sprocket	75-72	223-349	18 Teeth
1	Cam Sprocket	75-72	223-348	36 Teeth
QTY	CAMSHAFT/LIFTER	YEARS	PART NO.	DESCRIPTION
1	Camshaft	75-73	CS-707	Hydraulic, (050) Duration at .050 Lobe Lift, 200 Exh., 187 Int., 109 Degrees Lobe Separation
1	Camshaft	72	CS-707	w/A/T; Hydraulic, (050) Duration at .050 Lobe Lift, 200 Exh., 187 Int., 109 Degrees Lobe Separation
1	Camshaft	72	CS-651	w/M/T; Hydraulic, (050) Duration at .050 Lobe Lift, 207 Exh., 194 Int., 109 Degrees Lobe Separation
1	Prelube		55-403 Std Only	1.5 oz. packet
1	Prelube		55-400 Std Only	4 oz. bottle; 1.5 oz. packet No. 55-403 also avail.
16	Lifter	75-72	HT-951 Std Only	Hyd.
16	Lifter, Bulk	75-72	HT-951B Std Only	Hyd.; Carton of 128
QTY	CAM KIT	YEARS	PART NO.	DESCRIPTION
1	Cam/Lifter Kit	75-73	KC-707	Hyd.; (1) 55-403B; (1) CS-707; (16) HT-951
1	Cam/Lifter Kit	72	KC-707	w/A/T; Hyd.; (1) 55-403B; (1) CS-707; (16) HT-951
1	Cam/Lifter/Timing Kit	75-73	KCT-707	Hyd.; (1) 55-403B; (1) CS-707; (16) HT-951; (1) KT3-498SA3
1	Cam/Lifter/Timing Kit	72	KCT-707	w/A/T; Hyd.; (1) 55-403B; (1) CS-707; (16) HT-951; (1) KT3-498SA3
1	Cam/Lifter/Timing Kit	72	KCT-651	w/M/T; Hyd.; (1) 55-403B; (1) CS-651; (16) HT-951; (1) KT3-498SA3
QTY	PUSH ROD	YEARS	PART NO.	DESCRIPTION
16	Push Rod	75-72	RP-3174 Std Only	VINTAGE; 8.2340" O.A.L.
16	Push Rod, Bulk	75-72	BRP-3174 Std Only	VINTAGE; Carton of 100; 8.2340" O.A.L.
QTY	ROCKER PARTS	YEARS	PART NO.	DESCRIPTION
8	Arm Assy.	75-72	R-856 Std Only	VINTAGE; Incl. 2-arms & 1-pivot assy.
8	Arm Assy., Bulk	75-72	R-856B Std Only	VINTAGE; Incl. 2-arms & 1-pivot assy.; Carton of 64
8	Arm	75-72	R-856A Std Only	VINTAGE
8	Bridge	75-72	MR-1840 Std Only	
8	Pivot	75-72	MR-1903 Std Only	
QTY	VALVE	YEARS	PART NO.	DESCRIPTION
8	Exhaust	75-73	V-2028 Std Only	VINTAGE; Chrome plated stem; 1.6220" Head Dia., 0.3423" Stem Dia., 4.6750" O.A.L.
8	Exhaust	72	V-1942 Std Only	VINTAGE; 1.6220" Head Dia., 0.3423" Stem Dia., 4.7080" O.A.L.
8	Intake	75-73	V-1995 Std Only	VINTAGE; 1.8750" Head Dia., 0.3428" Stem Dia., 4.6670" O.A.L.
8	Intake	72	V-1773 Std Only	VINTAGE; 1.8760" Head Dia., 0.3425" Stem Dia., 4.7382" O.A.L.
QTY	VALVE GUIDE	YEARS	PART NO.	DESCRIPTION
16	Guide	75-72	VG-5038 Std Only	0.3430" ID, 2.1200" O.A.L.
16	Guide, Bulk	75-72	VG-5038B Std Only	Carton of 50; 0.3430" ID, 2.1200" O.A.L.
QTY	VALVE SPRING	YEARS	PART NO.	DESCRIPTION
8	Spring	75-73	VS-721 Std Only	Loc. Exh.; 1.9600" Free Height
8	Spring	75-72	VS-721 Std Only	Loc. Int.; 1.9600" Free Height
8	Spring	72	VS-1618R Std Only	Loc. Exh.; Incl. damper; 1.9940" Free Height
8	Spring, Bulk	75-73	VS-721B Std Only	Loc. Exh.; Carton of 250; 1.9600" Free Height
8	Spring, Bulk	75-72	VS-721B Std Only	Loc. Int.; Carton of 250; 1.9600" Free Height
QTY	VALVE SEAL	YEARS	PART NO.	DESCRIPTION
8	Valve Stem Seal	75-72	MV-1819C Std Only	Loc. Int.; Umbrella type; (NYL) Nylon
16	Valve Stem Seal	75-72	ST-2001 Std Only	Positive type; Installation requires valve guide machining; (RBBTF) Rubber/PTFE
8	Valve Stem Seal Bulk	75-72	MV-1819 Std Only	Loc. Int.; Umbrella type; Carton of 50; (NYL) Nylon
16	Valve Stem Seal Bulk	75-72	ST-2001BC Std Only	Positive type; Installation requires valve guide machining; Carton of 100; (RBBTF) Rubber/PTFE
QTY	VALVE SEAT	YEARS	PART NO.	DESCRIPTION
8	Seat	75-73	245-2000-1 Std Only	Loc. Int.; 2.0055" OD, 1.7500" ID, 0.2160" Depth
8	Seat	72	245-2000-1 Std Only	Loc. Int.; Exc. O.A.L.; 2.0055" OD, 1.7500" ID, 0.2160" Depth

VALVE TRAIN

VALVE TRAIN

(continued on next page)

GM Car (Incl. Buick, Cad., Chev., Olds., Pontiac)

246 350 5.7L (5733cc) OHV V8 (16 Valve) (Oldsmobile), 4.057" Bore (GMC Eng.), 4 Bbl. "VIN K" 1975-1972
(cont.)

QTY	VALVE, MISC	YEARS	PART NO.	DESCRIPTION
32	Keeper	75-72	VK-115A Std Only	1 groove; Square cut key groove; Carton pack 24
32	Keeper	75-72	VK-115 Std Only	1 groove; Square cut key groove; Carton pack 32
32	Keeper	75-72	VK-115R Std Only	1 groove; Square cut key groove; Hardened
32	Keeper, Bulk	75-72	VK-115B Std Only	1 groove; Square cut key groove; Carton of 1000
16	Spring Insert	75-72	259-303C Std Only	.015"; ID .703"; Carton of 100
16	Spring Insert	75-72	259-303B Std Only	.030"; ID .703"; Carton of 100
16	Spring Insert	75-72	259-303A Std Only	.060"; ID .703"; Carton of 100
16	Spring Insert	75-72	259-303ARS Std Only	.060"; ID .703"; Carton of 500
QTY	PISTON	YEARS	PART NO.	DESCRIPTION
8	Cast Piston	75-72	332AP Std-20-30-40-60	VINTAGE; Low comp.; Cast; .9804" Pin Dia.; 2 Rings 5/64 Groove, 1 Ring 3/16 Groove, 1.596 CD, Recessed Head .215 deep x 2.920 dia. - 7.9:1 C.R.
8	Cast Piston - Individual	75-72	W332AP Std-20-30-40-60	VINTAGE; Low comp.; Cast; .9804" Pin Dia.; 2 Rings 5/64 Groove, 1 Ring 3/16 Groove, 1.596 CD, Recessed Head .215 deep x 2.920 dia. - 7.9:1 C.R.
QTY	RINGS	YEARS	PART NO.	DESCRIPTION
1	Premium Set	75-72	E-297K Std-20-30-40-60	VINTAGE; 2-5/64, 1-3/16; Premium Moly
1	Standard Set	75-72	E-297X Std-30-40-60	VINTAGE; 2-5/64, 1-3/16; Iron
QTY	ENGINE BEARINGS	YEARS	PART NO.	DESCRIPTION
1	Main Set	75-72	4281M Std-1-10-20-30	3.824" max. flange OD
1	Rod Set	75-72	8-3045A Std-10-20-30-40	A-Series aluminum bearings
8	Rod Pair	75-72	3045A Std-1-10-20-30-40	A-Series aluminum bearings
1	Cam Set	75-72	1234M Std Only	VINTAGE; Babbitt material; Full round design
QTY	OIL PUMP	YEARS	PART NO.	DESCRIPTION
1	Oil Pump	75-72	224-41203	
1	Inter. Shaft	75-72	224-61203	
1	Screen Assy.	75-72	224-11203	5/8" inlet tube
1	Screen Assy.	75-72	224-11203V	Bolt-on 3/4" tube; Use w/224-41203V pump
QTY	GASKETS	YEARS	PART NO.	DESCRIPTION
1	Kit Gasket Set	75-72	260-1008	VINTAGE; Int. manifold gskt. not incl.; Premium valve stem seals incl.
1	Valley Pan Gasket Set	75-73	260-4001	
1	Valley Pan Gasket Set	72	260-4010	VINTAGE
QTY	FREEZE PLUGS	YEARS	PART NO.	DESCRIPTION
1	Brass Block Plug Kit	75-72	381-8020	
1	Steel Block Plug Kit	75-72	381-4020	
1	Brass Deep Cup Freeze Plug	75-72	381-9002	1.500" Diameter, 0.375" Height
1	Steel Deep Cup Freeze Plug	75-72	381-3077	0.906" Diameter
1	Steel Deep Cup Freeze Plug	75-72	381-3133	1.500" Diameter, 0.375" Height
1	Steel Deep Cup Freeze Plug	75-72	381-3054	19/32" Diameter
1	Steel Deep Cup Freeze Plug	75-72	381-3131	2.094" Diameter

247 350 5.7L (5733cc) OHV V8 (16 Valve) (Oldsmobile), 4.057" Bore (GMC Eng.), 4 Bbl. "VIN M" 1974-1972

QTY	TIMING	YEARS	PART NO.	DESCRIPTION
1	3 Piece Set	74-72	KT3-498SA3	(1) 222-498; (1) 223-348; (1) 223-349
1	Timing Set w/Gaskets	74-72	CTS-1005	
1	Timing Chain	74-72	222-498	48 Links
1	Crank Sprocket	74-72	223-349	18 Teeth
1	Cam Sprocket	74-72	223-348	36 Teeth
QTY	CAMSHAFT/LIFTER	YEARS	PART NO.	DESCRIPTION
1	Camshaft	74-73	CS-707	Hydraulic, (050) Duration at .050 Lobe Lift, 200 Exh., 187 Int., 109 Degrees Lobe Separation
1	Camshaft	72	CS-707	w/A/T; Hydraulic, (050) Duration at .050 Lobe Lift, 200 Exh., 187 Int., 109 Degrees Lobe Separation
1	Camshaft	72	CS-651	w/M/T; Hydraulic, (050) Duration at .050 Lobe Lift, 207 Exh., 194 Int., 109 Degrees Lobe Separation
1	Prelube		55-403 Std Only	1.5 oz. packet
1	Prelube		55-400 Std Only	4 oz. bottle; 1.5 oz. packet No. 55-403 also avail.
16	Lifter	74-72	HT-951 Std Only	Hyd.
16	Lifter, Bulk	74-72	HT-951B Std Only	Hyd.; Carton of 128
QTY	CAM KIT	YEARS	PART NO.	DESCRIPTION
1	Cam/Lifter Kit	74-73	KC-707	Hyd.; (1) 55-403B; (1) CS-707; (16) HT-951
1	Cam/Lifter Kit	72	KC-707	w/A/T; Hyd.; (1) 55-403B; (1) CS-707; (16) HT-951
1	Cam/Lifter/Timing Kit	74-73	KCT-707	Hyd.; (1) 55-403B; (1) CS-707; (16) HT-951; (1) KT3-498SA3
1	Cam/Lifter/Timing Kit	72	KCT-707	w/A/T; Hyd.; (1) 55-403B; (1) CS-707; (16) HT-951; (1) KT3-498SA3

(continued on next page)

GM Car (Incl. Buick, Cad., Chev., Olds., Pontiac)

350 5.7L (5733cc) OHV V8 (16 Valve) (Oldsmobile), 4.057" Bore (GMC Eng.), 4 Bbl. "VIN M" 1974-1972 **247**
(cont.)

QTY	PART NO. (cont.)	YEARS	PART NO.	DESCRIPTION
1	CAM KIT Cam/Lifter/Timing Kit	72	KCT-651	w/M/T; Hyd.; (1) 55-403B; (1) CS-651; (16) HT-951; (1) KT3-498SA3
16	PUSH ROD Push Rod	74-72	RP-3174 Std Only	VINTAGE; 8.2340" O.A.L.
16	Push Rod, Bulk	74-72	BRP-3174 Std Only	VINTAGE; Carton of 100; 8.2340" O.A.L.
8	ROCKER PARTS Arm Assy.	74-72	R-856 Std Only	VINTAGE; Incl. 2-arms & 1-pivot assy.
8	Arm Assy., Bulk	74-72	R-856B Std Only	VINTAGE; Incl. 2-arms & 1-pivot assy.; Carton of 64
8	Arm	74-72	R-856A Std Only	VINTAGE
8	Bridge	74-72	MR-1840 Std Only	
8	Pivot	74-72	MR-1903 Std Only	
8	VALVE Exhaust	74-73	V-2028 Std Only	VINTAGE; Chrome plated stem; 1.6220" Head Dia., 0.3423" Stem Dia., 4.6750" O.A.L.
8	Exhaust	72	V-1942 Std Only	VINTAGE; 1.6220" Head Dia., 0.3423" Stem Dia., 4.7080" O.A.L.
8	Intake	74-73	V-1995 Std Only	VINTAGE; 1.8750" Head Dia., 0.3428" Stem Dia., 4.6670" O.A.L.
8	Intake	72	V-1773 Std Only	VINTAGE; 1.8760" Head Dia., 0.3425" Stem Dia., 4.7382" O.A.L.
16	VALVE GUIDE Guide	74-72	VG-5038 Std Only	0.3430" ID, 2.1200" O.A.L.
16	Guide, Bulk	74-72	VG-5038B Std Only	Carton of 50; 0.3430" ID, 2.1200" O.A.L.
8	VALVE SPRING Spring	74-73	VS-721 Std Only	Loc. Exh.; 1.9600" Free Height
8	Spring	74-72	VS-721 Std Only	Loc. Int.; 1.9600" Free Height
8	Spring	72	VS-1618R Std Only	Loc. Exh.; Incl. damper; 1.9940" Free Height
8	Spring, Bulk	74-73	VS-721B Std Only	Loc. Exh.; Carton of 250; 1.9600" Free Height
8	Spring, Bulk	74-72	VS-721B Std Only	Loc. Int.; Carton of 250; 1.9600" Free Height
8	VALVE SEAL Valve Stem Seal	74-72	MV-1819C Std Only	Loc. Int.; Umbrella type; (NYL) Nylon
16	Valve Stem Seal	74-72	ST-2001 Std Only	Positive type; Installation requires valve guide machining; (RBBTF) Rubber/PTFE
8	Valve Stem Seal Bulk	74-72	MV-1819 Std Only	Loc. Int.; Umbrella type; Carton of 50; (NYL) Nylon
16	Valve Stem Seal Bulk	74-72	ST-2001BC Std Only	Positive type; Installation requires valve guide machining; Carton of 100; (RBBTF) Rubber/PTFE
8	VALVE SEAT Seat	74-73	245-2000-1 Std Only	Loc. Int.; 2.0055" OD, 1.7500" ID, 0.2160" Depth
8	Seat	72	245-2000-1 Std Only	Loc. Int.; Exc. O.A.L.; 2.0055" OD, 1.7500" ID, 0.2160" Depth
32	VALVE, MISC Keeper	74-72	VK-115A Std Only	1 groove; Square cut key groove; Carton pack 24
32	Keeper	74-72	VK-115 Std Only	1 groove; Square cut key groove; Carton pack 32
32	Keeper	74-72	VK-115R Std Only	1 groove; Square cut key groove; Hardened
32	Keeper, Bulk	74-72	VK-115B Std Only	1 groove; Square cut key groove; Carton of 1000
16	Spring Insert	74-72	259-303C Std Only	.015"; ID .703"; Carton of 100
16	Spring Insert	74-72	259-303B Std Only	.030"; ID .703"; Carton of 100
16	Spring Insert	74-72	259-303A Std Only	.060"; ID .703"; Carton of 100
16	Spring Insert	74-72	259-303ARS Std Only	.060"; ID .703"; Carton of 500
8	PISTON Cast Piston	74-72	332AP Std-20-30-40-60	VINTAGE; Low comp.; Cast; .9804" Pin Dia.; 2 Rings 5/64 Groove, 1 Ring 3/16 Groove, 1.596 CD, Recessed Head .215 deep x 2.920 dia. - 7.9:1 C.R.
8	Cast Piston - Individual	74-72	W332AP Std-20-30-40-60	VINTAGE; Low comp.; Cast; .9804" Pin Dia.; 2 Rings 5/64 Groove, 1 Ring 3/16 Groove, 1.596 CD, Recessed Head .215 deep x 2.920 dia. - 7.9:1 C.R.
1	RINGS Premium Set	74-72	E-297K Std-20-30-40-60	VINTAGE; 2-5/64, 1-3/16; Premium Moly
1	Standard Set	74-72	E-297X Std-30-40-60	VINTAGE; 2-5/64, 1-3/16; Iron
1	ENGINE BEARINGS Main Set	74-72	4281M Std-1-10-20-30	3.824" max. flange OD
1	Rod Set	74-72	8-3045A Std-10-20-30-40	A-Series aluminum bearings
8	Rod Pair	74-72	3045A Std-1-10-20-30-40	A-Series aluminum bearings
1	Cam Set	74-72	1234M Std Only	VINTAGE; Babbitt material; Full round design
1	OIL PUMP Oil Pump	74-72	224-41203	
1	Inter. Shaft	74-72	224-61203	
1	Screen Assy.	74-72	224-11203	5/8" inlet tube

(continued on next page)

GM Car (Incl. Buick, Cad., Chev., Olds., Pontiac)

247 350 5.7L (5733cc) OHV V8 (16 Valve) (Oldsmobile), 4.057" Bore (GMC Eng.), 4 Bbl. "VIN M" 1974-1972
(cont.)

BLOCK	QTY	OIL PUMP (cont.)	YEARS	PART NO.	DESCRIPTION	BLOCK
	1	Screen Assy.	74-72	224-11203V	Bolt-on 3/4" tube; Use w/224-41203V pump	
	1	GASKETS Kit Gasket Set	74-72	260-1008	VINTAGE; Int. manifold gskt. not incl.; Premium valve stem seals incl.	
	1	Valley Pan Gasket Set	74-73	260-4001		
	1	Valley Pan Gasket Set	72	260-4010	VINTAGE	
	1	FREEZE PLUGS Brass Block Plug Kit	74-72	381-8020	1.500" Diameter, 0.375" Height	
	1	Steel Block Plug Kit	74-72	381-4020	0.906" Diameter	
	1	Brass Deep Cup Freeze Plug	74-72	381-9002	1.500" Diameter, 0.375" Height	
	1	Steel Deep Cup Freeze Plug	74-72	381-3077	0.906" Diameter	
	1	Steel Deep Cup Freeze Plug	74-72	381-3133	1.500" Diameter, 0.375" Height	
	1	Steel Deep Cup Freeze Plug	74-72	381-3054	19/32" Diameter	
	1	Steel Deep Cup Freeze Plug	74-72	381-3131	2.094" Diameter	

248 350 5.7L (5733cc) OHV V8 (16 Valve) (Oldsmobile), 4.057" Bore (GMC Eng.), MFI Diesel "VIN N" 1980-1978

VALVE TRAIN	QTY	PUSH ROD	YEARS	PART NO.	DESCRIPTION	VALVE TRAIN
	16	Push Rod	80	RP-3205 Std Only	8.2480" O.A.L.	
	16	Push Rod	79-78	RP-3174 Std Only	VINTAGE; 8.2340" O.A.L.	
	16	Push Rod, Bulk	80	BRP-3205 Std Only	Carton of 100; 8.2480" O.A.L.	
	16	Push Rod, Bulk	79-78	BRP-3174 Std Only	VINTAGE; Carton of 100; 8.2340" O.A.L.	
	8	ROCKER PARTS Arm Assy.	80	R-882 Std Only	Incl. 2-arms, 2-pivots & 1-pivot bridge	
	8	Arm Assy.	79-78	R-856 Std Only	VINTAGE; Incl. 2-arms & 1-pivot assy.	
	8	Arm Assy., Bulk	80	R-882B Std Only	Incl. 2-arms, 2-pivots & 1-pivot bridge; Carton of 32	
	8	Arm Assy., Bulk	79-78	R-856B Std Only	VINTAGE; Incl. 2-arms & 1-pivot assy.; Carton of 64	
	8	Arm	80	R-882A Std Only		
	8	Arm	79-78	R-856A Std Only	VINTAGE	
	8	Bridge	80	MR-1840 Std Only		
	8	Bridge	79-78	MR-1840 Std Only		
	8	Pivot	80-78	MR-1903 Std Only		
	8	VALVE SEAL Valve Stem Seal	80-78	MV-1819C Std Only	Loc. Int.; Umbrella type; (NYL) Nylon	
	16	Valve Stem Seal	80-78	ST-2001 Std Only	Positive type; Installation requires valve guide machining; (RBBTF) Rubber/PTFE	
	8	Valve Stem Seal Bulk	80-78	MV-1819 Std Only	Loc. Int.; Umbrella type; Carton of 50; (NYL) Nylon	
	16	Valve Stem Seal Bulk	80-78	ST-2001BC Std Only	Positive type; Installation requires valve guide machining; Carton of 100; (RBBTF) Rubber/PTFE	
	8	VALVE SEAT Seat	80-78	245-1687-16 Std Only	Loc. Exh.; 1.6925" OD, 1.4375" ID, 0.1860" Depth	
	8	Seat	80-78	245-2000-1 Std Only	Loc. Int.; 2.0055" OD, 1.7500" ID, 0.2160" Depth	
	32	VALVE, MISC Keeper	80-78	VK-115A Std Only	1 groove; Square cut key groove; Carton pack 24	
	32	Keeper	80-78	VK-115 Std Only	1 groove; Square cut key groove; Carton pack 32	
	32	Keeper	80-78	VK-115R Std Only	1 groove; Square cut key groove; Hardened	
	32	Keeper, Bulk	80-78	VK-115B Std Only	1 groove; Square cut key groove; Carton of 1000	
	16	Spring Insert	80-78	259-303C Std Only	.015"; ID .703"; Carton of 100	
	16	Spring Insert	80-78	259-303B Std Only	.030"; ID .703"; Carton of 100	
	16	Spring Insert	80-78	259-303A Std Only	.060"; ID .703"; Carton of 100	
	16	Spring Insert	80-78	259-303ARS Std Only	.060"; ID .703"; Carton of 500	
	8	PISTON Pin Bushing	80-78	2564V20		
	1	ENGINE BEARINGS Main Set	80-78	4294M Std-10-20-30		
	1	Rod Set	80-78	8-3045A Std-10-20-30-40	A-Series aluminum bearings	
	1	Cam Set	80-78	1466M Std Only	Full round design	
	1	OIL PUMP Inter. Shaft	80-78	224-61203		
	1	Screen Assy.	80-78	224-11203	5/8" inlet tube	
	1	GASKETS Kit Gasket Set	80-78	260-1617	Incl. std. thickness head gskts.; Int. manifold gskts. not incl.; Premium valve stem seals incl.	
	1	FREEZE PLUGS Brass Block Plug Kit	80-78	381-8020	1.500" Diameter, 0.375" Height	
	1	Steel Block Plug Kit	80-78	381-4020	0.906" Diameter	
	1	Brass Deep Cup Freeze Plug	80-78	381-9002	1.500" Diameter, 0.375" Height	
	1	Steel Deep Cup Freeze Plug	80-78	381-3077	0.906" Diameter	

(continued on next page)

GM Car (Incl. Buick, Cad., Chev., Olds., Pontiac)

350 5.7L (5733cc) OHV V8 (16 Valve) (Oldsmobile), 4.057" Bore (GMC Eng.), MFI Diesel "VIN N" 1980-1978 248
(cont.)

QTY	FREEZE PLUGS (cont.)	YEARS	PART NO.	DESCRIPTION
1	Steel Deep Cup Freeze Plug	80-78	381-3133	1.500" Diameter, 0.375" Height
1	Steel Deep Cup Freeze Plug	80-78	381-3054	19/32" Diameter
1	Steel Deep Cup Freeze Plug	80-78	381-3131	2.094" Diameter
350 5.7L (5733cc) OHV V8 (16 Valve) (Oldsmobile), 4.057" Bore (GMC Eng.), 4 Bbl. "VIN R" 1980-1972 249				
QTY	TIMING	YEARS	PART NO.	DESCRIPTION
1	3 Piece Set	80-72	KT3-498SA3	(1) 222-498; (1) 223-348; (1) 223-349
1	Timing Set w/Gaskets	80-72	CTS-1005	
1	Timing Chain	80-72	222-498	48 Links
1	Crank Sprocket	80-72	223-349	18 Teeth
1	Cam Sprocket	80-72	223-348	36 Teeth
QTY	CAMSHAFT/LIFTER	YEARS	PART NO.	DESCRIPTION
1	Camshaft	80-73	CS-707	Hydraulic, (050) Duration at .050 Lobe Lift, 200 Exh., 187 Int., 109 Degrees Lobe Separation
1	Camshaft	72	CS-707	w/A/T; Hydraulic, (050) Duration at .050 Lobe Lift, 200 Exh., 187 Int., 109 Degrees Lobe Separation
1	Camshaft	72	CS-651	w/M/T; Hydraulic, (050) Duration at .050 Lobe Lift, 207 Exh., 194 Int., 109 Degrees Lobe Separation
1	Prelube		55-403 Std Only	1.5 oz. packet
1	Prelube		55-400 Std Only	4 oz. bottle; 1.5 oz. packet No. 55-403 also avail.
16	Lifter	80-72	HT-951 Std Only	Hyd.
16	Lifter, Bulk	80-72	HT-951B Std Only	Hyd.; Carton of 128
QTY	CAM KIT	YEARS	PART NO.	DESCRIPTION
1	Cam/Lifter Kit	80-73	KC-707	Hyd.; (1) 55-403B; (1) CS-707; (16) HT-951
1	Cam/Lifter Kit	72	KC-707	w/A/T; Hyd.; (1) 55-403B; (1) CS-707; (16) HT-951
1	Cam/Lifter/Timing Kit	80-73	KCT-707	Hyd.; (1) 55-403B; (1) CS-707; (16) HT-951; (1) KT3-498SA3
1	Cam/Lifter/Timing Kit	72	KCT-707	w/A/T; Hyd.; (1) 55-403B; (1) CS-707; (16) HT-951; (1) KT3-498SA3
1	Cam/Lifter/Timing Kit	72	KCT-651	w/M/T; Hyd.; (1) 55-403B; (1) CS-651; (16) HT-951; (1) KT3-498SA3
QTY	PUSH ROD	YEARS	PART NO.	DESCRIPTION
16	Push Rod	80	RP-3205 Std Only	8.2480" O.A.L.
16	Push Rod	79-72	RP-3174 Std Only	VINTAGE; 8.2340" O.A.L.
16	Push Rod, Bulk	80	BRP-3205 Std Only	Carton of 100; 8.2480" O.A.L.
16	Push Rod, Bulk	79-72	BRP-3174 Std Only	VINTAGE; Carton of 100; 8.2340" O.A.L.
QTY	ROCKER PARTS	YEARS	PART NO.	DESCRIPTION
8	Arm Assy.	80	R-882 Std Only	Incl. 2-arms, 2-pivots & 1-pivot bridge
8	Arm Assy.	79-72	R-856 Std Only	VINTAGE; Incl. 2-arms & 1-pivot assy.
8	Arm Assy., Bulk	80	R-882B Std Only	Incl. 2-arms, 2-pivots & 1-pivot bridge; Carton of 32
8	Arm Assy., Bulk	79-72	R-856B Std Only	VINTAGE; Incl. 2-arms & 1-pivot assy.; Carton of 64
8	Arm	80	R-882A Std Only	
8	Arm	79-72	R-856A Std Only	VINTAGE
8	Bridge	80	MR-1840 Std Only	
8	Bridge	79-72	MR-1840 Std Only	
8	Pivot	80-72	MR-1903 Std Only	
QTY	VALVE	YEARS	PART NO.	DESCRIPTION
8	Exhaust	80-77	V-2061 Std-15	Chrome plated stem; 1.5020" Head Dia., 0.3423" Stem Dia., 4.6880" O.A.L.
8	Exhaust	76-73	V-2028 Std Only	VINTAGE; Chrome plated stem; 1.6220" Head Dia., 0.3423" Stem Dia., 4.6750" O.A.L.
8	Exhaust	72	V-1942 Std Only	VINTAGE; 1.6220" Head Dia., 0.3423" Stem Dia., 4.7080" O.A.L.
8	Intake	80-77	V-1775 Std Only	VINTAGE; 1.9920" Head Dia., 0.3430" Stem Dia., 4.7090" O.A.L.
8	Intake	80-77	V-2304 Std Only	VINTAGE; Stock replacement; 1.9950" Head Dia., 0.3430" Stem Dia., 4.6670" O.A.L.
8	Intake	76-73	V-1995 Std Only	VINTAGE; 1.8750" Head Dia., 0.3428" Stem Dia., 4.6670" O.A.L.
8	Intake	72	V-1773 Std Only	VINTAGE; 1.8760" Head Dia., 0.3425" Stem Dia., 4.7382" O.A.L.
QTY	VALVE GUIDE	YEARS	PART NO.	DESCRIPTION
16	Guide	80-72	VG-5038 Std Only	0.3430" ID, 2.1200" O.A.L.
16	Guide, Bulk	80-72	VG-5038B Std Only	Carton of 50; 0.3430" ID, 2.1200" O.A.L.
QTY	VALVE SPRING	YEARS	PART NO.	DESCRIPTION
8	Spring	80-73	VS-721 Std Only	Loc. Exh.; 1.9600" Free Height
8	Spring	80-72	VS-721 Std Only	Loc. Int.; 1.9600" Free Height
8	Spring	72	VS-1618R Std Only	Loc. Exh.; Incl. damper; 1.9940" Free Height
8	Spring, Bulk	80-73	VS-721B Std Only	Loc. Exh.; Carton of 250; 1.9600" Free Height

VALVE TRAIN

VALVE TRAIN

(continued on next page)

GM Car (Incl. Buick, Cad., Chev., Olds., Pontiac)

249 350 5.7L (5733cc) OHV V8 (16 Valve) (Oldsmobile), 4.057" Bore (GMC Eng.), 4 Bbl. "VIN R" 1980-1972
(cont.)

QTY	VALVE SPRING (cont.)	YEARS	PART NO.	DESCRIPTION
8	Valve Spring, Bulk	80-72	VS-721B Std Only	Loc. Int.; Carton of 250; 1.9600" Free Height
8	Valve Stem Seal	80-72	MV-1819C Std Only	Loc. Int.; Umbrella type; (NYL) Nylon
16	Valve Stem Seal	80-72	ST-2001 Std Only	Positive type; Installation requires valve guide machining; (RBBTF) Rubber/PTFE
8	Valve Stem Seal Bulk	80-72	MV-1819 Std Only	Loc. Int.; Umbrella type; Carton of 50; (NYL) Nylon
16	Valve Stem Seal Bulk	80-72	ST-2001BC Std Only	Positive type; Installation requires valve guide machining; Carton of 100; (RBBTF) Rubber/PTFE
8	Valve Seat	80-77	245-1562-2 Std Only	Loc. Exh.; 1.5675" OD, 1.3125" ID, 0.2480" Depth
8	Seat	80-77	245-1562-2N Std Only	Loc. Exh.; Premium Material; 1.5675" OD, 1.3125" ID, 0.2480" Depth
8	Seat	76-73	245-2000-1 Std Only	Loc. Int.; 2.0055" OD, 1.7500" ID, 0.2160" Depth
8	Seat	72	245-2000-1 Std Only	Loc. Int.; Exc. O.A.I.; 2.0055" OD, 1.7500" ID, 0.2160" Depth
32	Valve, MISC Keeper	80-72	VK-115A Std Only	1 groove; Square cut key groove; Carton pack 24
32	Keeper	80-72	VK-115 Std Only	1 groove; Square cut key groove; Carton pack 32
32	Keeper	80-72	VK-115R Std Only	1 groove; Square cut key groove; Hardened
32	Keeper, Bulk	80-72	VK-115B Std Only	1 groove; Square cut key groove; Carton of 1000
16	Spring Insert	80-72	259-303C Std Only	.015"; ID .703"; Carton of 100
16	Spring Insert	80-72	259-303B Std Only	.030"; ID .703"; Carton of 100
16	Spring Insert	80-72	259-303A Std Only	.060"; ID .703"; Carton of 100
16	Spring Insert	80-72	259-303ARS Std Only	.060"; ID .703"; Carton of 500
8	Piston Cast Piston	79-78	332AP Std-20-30-40-60	VINTAGE; Cast; .9804" Pin Dia.; 2 Rings 5/64 Groove, 1 Ring 3/16 Groove, 1.596 CD, Recessed Head .215 deep x 2.920 dia. - 7.9:1 C.R.
8	Cast Piston	77-72	332AP Std-20-30-40-60	VINTAGE; Low comp.; Cast; .9804" Pin Dia.; 2 Rings 5/64 Groove, 1 Ring 3/16 Groove, 1.596 CD, Recessed Head .215 deep x 2.920 dia. - 7.9:1 C.R.
8	Cast Piston - Individual	79-78	W332AP Std-20-30-40-60	VINTAGE; Cast; .9804" Pin Dia.; 2 Rings 5/64 Groove, 1 Ring 3/16 Groove, 1.596 CD, Recessed Head .215 deep x 2.920 dia. - 7.9:1 C.R.
8	Cast Piston - Individual	77-72	W332AP Std-20-30-40-60	VINTAGE; Low comp.; Cast; .9804" Pin Dia.; 2 Rings 5/64 Groove, 1 Ring 3/16 Groove, 1.596 CD, Recessed Head .215 deep x 2.920 dia. - 7.9:1 C.R.
8	Pin Bushing	80	3049YA20	
1	Rings Premium Set	80-72	E-297K Std-20-30-40-60	VINTAGE; 2-5/64, 1-3/16; Premium Moly
1	Standard Set	80-72	E-297X Std-30-40-60	VINTAGE; 2-5/64, 1-3/16; Iron
1	Engine Bearings Main Set	80-72	4281M Std-1-10-20-30	3.824" max. flange OD
1	Rod Set	80-72	8-3045A Std-10-20-30-40	A-Series aluminum bearings
8	Rod Pair	80-72	3045A Std-1-10-20-30-40	A-Series aluminum bearings
1	Cam Set	80-78	1466M Std Only	Full round design
1	Cam Set	77-72	1234M Std Only	VINTAGE; Babbitt material; Full round design
1	Oil Pump Oil Pump	80-72	224-41203	
1	Oil Pump	80-77	224-41203V	High Volume, check pan for clearance; Use w/224-11203V screen
1	Inter. Shaft	80-72	224-61203	
1	Screen Assy.	80-72	224-11203	5/8" inlet tube
1	Screen Assy.	80-72	224-11203V	Bolt-on 3/4" tube; Use w/224-41203V pump
1	Gaskets Kit Gasket Set	80-77	260-1022	VINTAGE; Int. manifold gskt. not incl.; Premium valve stem seals incl.
1	Kit Gasket Set	76-72	260-1008	VINTAGE; Int. manifold gskt. not incl.; Premium valve stem seals incl.
1	Valley Pan Gasket Set	80-73	260-4001	
1	Valley Pan Gasket Set	72	260-4010	VINTAGE
1	Freeze Plugs Brass Block Plug Kit	80-72	381-8020	1.500" Diameter, 0.375" Height
1	Steel Block Plug Kit	80-72	381-4020	0.906" Diameter
1	Brass Deep Cup Freeze Plug	80-72	381-9002	1.500" Diameter, 0.375" Height
1	Steel Deep Cup Freeze Plug	80-72	381-3077	1.500" Diameter, 0.375" Height
1	Steel Deep Cup Freeze Plug	80-72	381-3133	1.500" Diameter, 0.375" Height
1	Steel Deep Cup Freeze Plug	80-72	381-3054	19/32" Diameter
1	Steel Deep Cup Freeze Plug	80-72	381-3131	2.094" Diameter

VALVE TRAIN

VALVE TRAIN

BLOCK

BLOCK

GM Car (Incl. Buick, Cad., Chev., Olds., Pontiac)

350 5.7L (5733cc) OHV V8 (16 Valve) (Oldsmobile), 4.057" Bore (GMC Eng.), MFI "VIN R" 1977-1975 250

QTY	TIMING	YEARS	PART NO.	DESCRIPTION
1	3 Piece Set	77-75	KT3-498SA3	(1) 222-498; (1) 223-348; (1) 223-349
1	Timing Set w/Gaskets	77-75	CTS-1005	
1	Timing Chain	77-75	222-498	48 Links
1	Crank Sprocket	77-75	223-349	18 Teeth
1	Cam Sprocket	77-75	223-348	36 Teeth
QTY	CAMSHAFT/LIFTER	YEARS	PART NO.	DESCRIPTION
1	Camshaft	77-75	CS-707	Hydraulic, (050) Duration at .050 Lobe Lift, 200 Exh., 187 Int., 109 Degrees Lobe Separation
1	Prelube		55-403 Std Only	1.5 oz. packet
1	Prelube		55-400 Std Only	4 oz. bottle; 1.5 oz. packet No. 55-403 also avail.
16	Lifter	77-75	HT-951 Std Only	Hyd.
16	Lifter, Bulk	77-75	HT-951B Std Only	Hyd.; Carton of 128
QTY	CAM KIT	YEARS	PART NO.	DESCRIPTION
1	Cam/Lifter Kit	77-75	KC-707	Hyd.; (1) 55-403B; (1) CS-707; (16) HT-951
1	Cam/Lifter/Timing Kit	77-75	KCT-707	Hyd.; (1) 55-403B; (1) CS-707; (16) HT-951; (1) KT3-498SA3
QTY	PUSH ROD	YEARS	PART NO.	DESCRIPTION
16	Push Rod	77-75	RP-3174 Std Only	VINTAGE; 8.2340" O.A.L.
16	Push Rod, Bulk	77-75	BRP-3174 Std Only	VINTAGE; Carton of 100; 8.2340" O.A.L.
QTY	ROCKER PARTS	YEARS	PART NO.	DESCRIPTION
8	Arm Assy.	77-75	R-856 Std Only	VINTAGE; Incl. 2-arms & 1-pivot assy.
8	Arm Assy., Bulk	77-75	R-856B Std Only	VINTAGE; Incl. 2-arms & 1-pivot assy.; Carton of 64
8	Arm	77-75	R-856A Std Only	VINTAGE
8	Bridge	77-75	MR-1840 Std Only	
8	Pivot	77-75	MR-1903 Std Only	
QTY	VALVE	YEARS	PART NO.	DESCRIPTION
8	Exhaust	77	V-2061 Std-15	Chrome plated stem; 1.5020" Head Dia., 0.3423" Stem Dia., 4.6880" O.A.L.
8	Exhaust	76-75	V-2028 Std Only	VINTAGE; Chrome plated stem; 1.6220" Head Dia., 0.3423" Stem Dia., 4.6750" O.A.L.
8	Intake	77	V-1775 Std Only	VINTAGE; 1.9920" Head Dia., 0.3430" Stem Dia., 4.7090" O.A.L.
8	Intake	77	V-2304 Std Only	VINTAGE; Stock replacement; 1.9950" Head Dia., 0.3430" Stem Dia., 4.6670" O.A.L.
8	Intake	76-75	V-1995 Std Only	VINTAGE; 1.8750" Head Dia., 0.3428" Stem Dia., 4.6670" O.A.L.
QTY	VALVE GUIDE	YEARS	PART NO.	DESCRIPTION
16	Guide	77-75	VG-5038 Std Only	0.3430" ID, 2.1200" O.A.L.
16	Guide, Bulk	77-75	VG-5038B Std Only	Carton of 50; 0.3430" ID, 2.1200" O.A.L.
QTY	VALVE SPRING	YEARS	PART NO.	DESCRIPTION
8	Spring	77-75	VS-721 Std Only	Loc. Exh.; 1.9600" Free Height
8	Spring	77-75	VS-721 Std Only	Loc. Int.; 1.9600" Free Height
8	Spring, Bulk	77-75	VS-721B Std Only	Loc. Exh.; Carton of 250; 1.9600" Free Height
8	Spring, Bulk	77-75	VS-721B Std Only	Loc. Int.; Carton of 250; 1.9600" Free Height
QTY	VALVE SEAL	YEARS	PART NO.	DESCRIPTION
8	Valve Stem Seal	77-75	MV-1819C Std Only	Loc. Int.; Umbrella type; (NYL) Nylon
16	Valve Stem Seal	77-75	ST-2001 Std Only	Positive type; Installation requires valve guide machining; (RBBTF) Rubber/PTFE
8	Valve Stem Seal Bulk	77-75	MV-1819 Std Only	Loc. Int.; Umbrella type; Carton of 50; (NYL) Nylon
16	Valve Stem Seal Bulk	77-75	ST-2001BC Std Only	Positive type; Installation requires valve guide machining; Carton of 100; (RBBTF) Rubber/PTFE
QTY	VALVE SEAT	YEARS	PART NO.	DESCRIPTION
8	Seat	77	245-1562-2 Std Only	Loc. Exh.; 1.5675" OD, 1.3125" ID, 0.2480" Depth
8	Seat	77	245-1562-2N Std Only	Loc. Exh.; Premium Material; 1.5675" OD, 1.3125" ID, 0.2480" Depth
8	Seat	76-75	245-2000-1 Std Only	Loc. Int.; 2.0055" OD, 1.7500" ID, 0.2160" Depth
QTY	VALVE, MISC	YEARS	PART NO.	DESCRIPTION
32	Keeper	77-75	VK-115A Std Only	1 groove; Square cut key groove; Carton pack 24
32	Keeper	77-75	VK-115 Std Only	1 groove; Square cut key groove; Carton pack 32
32	Keeper	77-75	VK-115R Std Only	1 groove; Square cut key groove; Hardened
32	Keeper, Bulk	77-75	VK-115B Std Only	1 groove; Square cut key groove; Carton of 1000
16	Spring Insert	77-75	259-303C Std Only	.015"; ID .703"; Carton of 100
16	Spring Insert	77-75	259-303B Std Only	.030"; ID .703"; Carton of 100
16	Spring Insert	77-75	259-303A Std Only	.060"; ID .703"; Carton of 100
16	Spring Insert	77-75	259-303ARS Std Only	.060"; ID .703"; Carton of 500
QTY	PISTON	YEARS	PART NO.	DESCRIPTION
8	Cast Piston	77-75	332AP Std-20-30-40-60	VINTAGE; Low comp.; Cast; .9804" Pin Dia.; 2 Rings 5/64 Groove, 1 Ring 3/16 Groove, 1.596 CD, Recessed Head .215 deep x 2.920 dia. - 7.9:1 C.R.

VALVE TRAIN

VALVE TRAIN

(continued on next page)

GM Car (Incl. Buick, Cad., Chev., Olds., Pontiac)

250 350 5.7L (5733cc) OHV V8 (16 Valve) (Oldsmobile), 4.057" Bore (GMC Eng.), MFI "VIN R" 1977-1975
(cont.)

	QTY	PISTON (cont.)	YEARS	PART NO.	DESCRIPTION
BLOCK	8	Cast Piston - Individual	77-75	W332AP Std-20-30-40-60	VINTAGE; Low comp.; Cast; .9804" Pin Dia.; 2 Rings 5/64 Groove, 1 Ring 3/16 Groove, 1.596 CD, Recessed Head .215 deep x 2.920 dia. - 7.9:1 C.R.
	1	Premium Set	77-75	E-297K Std-20-30-40-60	VINTAGE; 2-5/64, 1-3/16; Premium Moly
	1	Standard Set	77-75	E-297X Std-30-40-60	VINTAGE; 2-5/64, 1-3/16; Iron
	1	Main Set	77-75	4281M Std-1-10-20-30	3.824" max. flange OD
	1	Rod Set	77-75	8-3045A Std-10-20-30-40	A-Series aluminum bearings
	8	Rod Pair	77-75	3045A Std-1-10-20-30-40	A-Series aluminum bearings
	1	Cam Set	77-75	1234M Std Only	VINTAGE; Babbitt material; Full round design
	1	Oil Pump	77-75	224-41203	
	1	Oil Pump	77	224-41203V	High Volume, check pan for clearance; Use w/224-11203V screen
	1	Inter. Shaft	77-75	224-61203	
	1	Screen Assy.	77-75	224-11203	5/8" inlet tube
	1	Screen Assy.	77-75	224-11203V	Bolt-on 3/4" tube; Use w/224-41203V pump
	1	Kit Gasket Set	77	260-1022	VINTAGE; Int. manifold gskt. not incl.; Fuel injection seals not incl.; Premium valve stem seals incl.
	1	Kit Gasket Set	76-75	260-1008	VINTAGE; Int. manifold gskt. not incl.; Fuel injection seals not incl.; Premium valve stem seals incl.
	1	Valley Pan Gasket Set	77-75	260-4001	
1	Brass Block Plug Kit	77-75	381-8020	1.500" Diameter, 0.375" Height	
1	Steel Block Plug Kit	77-75	381-4020	0.906" Diameter	
1	Brass Deep Cup Freeze Plug	77-75	381-9002	1.500" Diameter, 0.375" Height	
1	Steel Deep Cup Freeze Plug	77-75	381-3077	19/32" Diameter	
1	Steel Deep Cup Freeze Plug	77-75	381-3133	2.094" Diameter	
1	Steel Deep Cup Freeze Plug	77-75	381-3054		
1	Steel Deep Cup Freeze Plug	77-75	381-3131		

251 350 5.7L (5733cc) OHV V8 (16 Valve) (Oldsmobile), 4.057" Bore (GMC Eng.), 2 Bbl. "Eng. Code QA" 1971-1968

	QTY	TIMING	YEARS	PART NO.	DESCRIPTION
VALVE TRAIN	1	3 Piece Set	71-68	KT3-498SA3	(1) 222-498; (1) 223-348; (1) 223-349
	1	Timing Set w/Gaskets	71-68	CTS-1005	
	1	Timing Chain	71-68	222-498	48 Links
	1	Crank Sprocket	71-68	223-349	18 Teeth
	1	Cam Sprocket	71-68	223-348	36 Teeth
	1	Camshaft	71	CS-707	w/A/T; Hydraulic, (050) Duration at .050 Lobe Lift, 200 Exh., 187 Int., 109 Degrees Lobe Separation
	1	Camshaft	70	CS-707	w/A/T; Exc. O.A.I.; Hydraulic, (050) Duration at .050 Lobe Lift, 200 Exh., 187 Int., 109 Degrees Lobe Separation
	1	Camshaft	69-68	CS-707	Exc. O.A.I.; Hydraulic, (050) Duration at .050 Lobe Lift, 200 Exh., 187 Int., 109 Degrees Lobe Separation
	1	Camshaft	69-68	CS-651	Hydraulic, (050) Duration at .050 Lobe Lift, 207 Exh., 194 Int., 109 Degrees Lobe Separation
	1	Performance Cam	70-68	CS-176R	w/O.A.I.; Pro-5000 Perf. Cam; 0.474" Exh. Valve Lift, 0.474" Int. Valve Lift, Hydraulic, (050) Duration at .050 Lobe Lift, 232 Exh., 232 Int., 113 Degrees Lobe Separation
	1	Prelube		55-403 Std Only	1.5 oz. packet
	1	Prelube		55-400 Std Only	4 oz. bottle; 1.5 oz. packet No. 55-403 also avail.
	16	Lifter	71-68	HT-951 Std Only	Hyd.
	16	Lifter, Bulk	71-68	HT-951B Std Only	Hyd.; Carton of 128
	1	Cam/Lifter Kit	71	KC-707	w/A/T; Hyd.; (1) 55-403B; (1) CS-707; (16) HT-951
1	Cam/Lifter Kit	70	KC-707	Exc. O.A.I.; w/A/T; Hyd.; (1) 55-403B; (1) CS-707; (16) HT-951	
1	Cam/Lifter Kit	69-68	KC-707	Exc. O.A.I.; Hyd.; (1) 55-403B; (1) CS-707; (16) HT-951	
1	Cam/Lifter/Timing Kit	71	KCT-707	w/A/T; Hyd.; (1) 55-403B; (1) CS-707; (16) HT-951; (1) KT3-498SA3	
1	Cam/Lifter/Timing Kit	70	KCT-707	Exc. O.A.I.; w/A/T; Hyd.; (1) 55-403B; (1) CS-707; (16) HT-951; (1) KT3-498SA3	
1	Cam/Lifter/Timing Kit	69-68	KCT-707	Exc. O.A.I.; Hyd.; (1) 55-403B; (1) CS-707; (16) HT-951; (1) KT3-498SA3	

(continued on next page)

GM Car (Incl. Buick, Cad., Chev., Olds., Pontiac)

**350 5.7L (5733cc) OHV V8 (16 Valve) (Oldsmobile), 4.057" Bore (GMC Eng.), 2 Bbl. "Eng. Code QA" 251
1971-1968 (cont.)**

QTY	PART NO.	YEARS	PART NO.	DESCRIPTION
1	CAM KIT (cont.) Cam/Lifter/Timing Kit	69-68	KCT-651	Hyd.; (1) 55-403B; (1) CS-651; (16) HT-951; (1) KT3-498SA3
16 16	PUSH ROD Push Rod Push Rod, Bulk	71-68 71-68	RP-3174 Std Only BRP-3174 Std Only	VINTAGE; 8.2340" O.A.L. VINTAGE; Carton of 100; 8.2340" O.A.L.
8 8 8 8 8	ROCKER PARTS Arm Assy. Arm Assy., Bulk Arm Bridge Pivot	71-68 71-68 71-68 71-68 71-68	R-856 Std Only R-856B Std Only R-856A Std Only MR-1840 Std Only MR-1903 Std Only	VINTAGE; Incl. 2-arms & 1-pivot assy. VINTAGE; Incl. 2-arms & 1-pivot assy.; Carton of 64 VINTAGE
8 8 8 8	VALVE Exhaust Exhaust Intake Intake	71-68 71-68 71-68 71-68	V-1770 Std Only V-1772 Std Only V-1773 Std Only V-1775 Std Only	VINTAGE; Exc. O.A.I.; 1.5620" Head Dia., 0.3422" Stem Dia., 4.7280" O.A.L. w/O.A.I.; Chrome plated stem; 1.6240" Head Dia., 0.3422" Stem Dia., 4.6950" O.A.L. VINTAGE; Exc. O.A.I.; 1.8760" Head Dia., 0.3425" Stem Dia., 4.7382" O.A.L. VINTAGE; w/O.A.I.; 1.9920" Head Dia., 0.3430" Stem Dia., 4.7090" O.A.L.
16 16	VALVE GUIDE Guide Guide, Bulk	71-68 71-68	VG-5038 Std Only VG-5038B Std Only	0.3430" ID, 2.1200" O.A.L Carton of 50; 0.3430" ID, 2.1200" O.A.L
8 8	VALVE SPRING Spring Spring	71-68 71-68	VS-1618R Std Only VS-1618R Std Only	Loc. Exh.; Incl. damper; 1.9940" Free Height Loc. Int.; Incl. damper; 1.9940" Free Height
8 16 8 16	VALVE SEAL Valve Stem Seal Valve Stem Seal Valve Stem Seal Bulk Valve Stem Seal Bulk	71-68 71-68 71-68 71-68	MV-1819C Std Only ST-2001 Std Only MV-1819 Std Only ST-2001BC Std Only	Loc. Int.; Umbrella type; (NYL) Nylon Positive type; Installation requires valve guide machining; (RBBTF) Rubber/PTFE Loc. Int.; Umbrella type; Carton of 50; (NYL) Nylon Positive type; Installation requires valve guide machining; Carton of 100; (RBBTF) Rubber/PTFE
8 8 8 8 8 8	VALVE SEAT Seat Seat Seat Seat Seat Seat	71-68 71-68 71-68 71-68 71-68 71-68	245-1687-2 Std Only 245-1687-2N Std Only 245-1750-2 Std Only 245-1750-2N Std Only 245-2000-1 Std Only 245-2125-2 Std Only	Loc. Exh.; Exc. O.A.I.; 1.6925" OD, 1.4375" ID, 0.2160" Depth Loc. Exh.; Exc. O.A.I.; Premium Material; 1.6925" OD, 1.4375" ID, 0.2160" Depth Loc. Exh.; w/O.A.I.; 1.7550" OD, 1.5000" ID, 0.2160" Depth Loc. Exh.; w/O.A.I.; Premium Material; 1.7550" OD, 1.5000" ID, 0.2160" Depth Loc. Int.; Exc. O.A.I.; 2.0055" OD, 1.7500" ID, 0.2160" Depth Loc. Int.; w/O.A.I.; 2.1305" OD, 1.8750" ID, 0.2480" Depth
32 32 32 32 16 16 16 16	VALVE, MISC Keeper Keeper Keeper Keeper, Bulk Spring Insert Spring Insert Spring Insert Spring Insert	71-68 71-68 71-68 71-68 71-68 71-68 71-68 71-68	VK-115A Std Only VK-115 Std Only VK-115R Std Only VK-115B Std Only 259-303C Std Only 259-303B Std Only 259-303A Std Only 259-303ARS Std Only	1 groove; Square cut key groove; Carton pack 24 1 groove; Square cut key groove; Carton pack 32 1 groove; Square cut key groove; Hardened 1 groove; Square cut key groove; Carton of 1000 .015"; ID .703"; Carton of 100 .030"; ID .703"; Carton of 100 .060"; ID .703"; Carton of 100 .060"; ID .703"; Carton of 500
8 8 8 8 8	PISTON Cast Piston Cast Piston - Individual POWERFORGED POWERFORGED POWERFORGED Piston-Individual	71-68 71-68 71-68 70-68 71-68	332AP Std-20-30-40-60 W332AP Std-20-30-40-60 L-2320F Std-30 L-2321F 30 30 WL-2320F Std-30	VINTAGE; Low comp.; Cast; .9804" Pin Dia.; 2 Rings 5/64 Groove, 1 Ring 3/16 Groove, 1.596 CD, Recessed Head .215 deep x 2.920 dia. - 7.9:1 C.R. VINTAGE; Low comp.; Cast; .9804" Pin Dia.; 2 Rings 5/64 Groove, 1 Ring 3/16 Groove, 1.596 CD, Recessed Head .215 deep x 2.920 dia. - 7.9:1 C.R. w/O.A.I.; Powerforged; 0.9804" Pin Dia.; 2 Rings 5/64 Groove, 1 Ring 3/16 Groove, 1.612 CD, Flat; DUROSHIELD® skirt coated piston High comp.; 10.25:1 C.R.; Exc. O.A.I.; Powerforged; 0.9805" Pin Dia.; 2 Rings 5/64 Groove, 1 Ring 3/16 Groove, 1.612 CD, .076 x 2.44" dia. dish; DUROSHIELD® skirt coated piston w/O.A.I.; Powerforged; 0.9804" Pin Dia.; 2 Rings 5/64 Groove, 1 Ring 3/16 Groove, 1.612 CD, Flat; DUROSHIELD® skirt coated piston

VALVE TRAIN

VALVE TRAIN

BLOCK

BLOCK

(continued on next page)

GM Car (Incl. Buick, Cad., Chev., Olds., Pontiac)

251 350 5.7L (5733cc) OHV V8 (16 Valve) (Oldsmobile), 4.057" Bore (GMC Eng.), 2 Bbl. "Eng. Code QA"
 (cont.) 1971-1968

BLOCK	QTY	PISTON (cont.)	YEARS	PART NO.	DESCRIPTION	BLOCK
	8	POWERFORGED Piston-Individual	70-68	WL-2321F 30	High comp.; 10.25:1 C.R.; Exc. O.A.I.; Powerforged; 0.9805" Pin Dia.; 2 Rings 5/64 Groove, 1 Ring 3/16 Groove, 1.612 CD, .076 x 2.44" dia. dish; DUROSHIELD® skirt coated piston	
	1	Premium Set	71-68	E-297K Std-20-30-40-60	VINTAGE; 2-5/64, 1-3/16; Premium Moly	
	1	Standard Set	71-68	E-297X Std-30-40-60	VINTAGE; 2-5/64, 1-3/16; Iron	
	1	Main Set	71-68	4281M Std-1-10-20-30	3.824" max. flange OD	
	1	Rod Set	71-68	8-3045A Std-10-20-30-40	A-Series aluminum bearings	
	8	Rod Pair	71-68	3045A Std-1-10-20-30-40	A-Series aluminum bearings	
	1	Cam Set	71-68	1234M Std Only	VINTAGE; Babbitt material; Full round design	
	1	Oil Pump	71-68	224-41203		
	1	Inter. Shaft	71-68	224-61203		
	1	Screen Assy.	71-68	224-11203	5/8" inlet tube	
	1	Screen Assy.	71-68	224-11203V	Bolt-on 3/4" tube; Use w/224-41203V pump	
	1	Kit Gasket Set	71-68	260-1008	VINTAGE; Int. manifold gskt. not incl.; Premium valve stem seals incl.	
	1	Valley Pan Gasket Set	71-68	260-4010	VINTAGE	
	1	Brass Block Plug Kit	71-68	381-8020		
	1	Steel Block Plug Kit	71-68	381-4020		
	1	Brass Deep Cup Freeze Plug	71-68	381-9002	1.500" Diameter, 0.375" Height	
	1	Steel Deep Cup Freeze Plug	71-68	381-3077	0.906" Diameter	
	1	Steel Deep Cup Freeze Plug	71-68	381-3133	1.500" Diameter, 0.375" Height	
	1	Steel Deep Cup Freeze Plug	71-68	381-3054	19/32" Diameter	
	1	Steel Deep Cup Freeze Plug	71-68	381-3131	2.094" Diameter	

252 350 5.7L (5733cc) OHV V8 (16 Valve) (Oldsmobile), 4.057" Bore (GMC Eng.), 2 Bbl. "Eng. Code QB"
 1971-1968

VALVE TRAIN	QTY	TIMING	YEARS	PART NO.	DESCRIPTION	VALVE TRAIN
	1	3 Piece Set	71-68	KT3-498SA3	(1) 222-498; (1) 223-348; (1) 223-349	
	1	Timing Set w/Gaskets	71-68	CTS-1005		
	1	Timing Chain	71-68	222-498	48 Links	
	1	Crank Sprocket	71-68	223-349	18 Teeth	
	1	Cam Sprocket	71-68	223-348	36 Teeth	
	1	Camshaft	71	CS-707	w/A/T; Hydraulic, (050) Duration at .050 Lobe Lift, 200 Exh., 187 Int., 109 Degrees Lobe Separation	
	1	Camshaft	70	CS-707	w/A/T; Exc. O.A.I.; Hydraulic, (050) Duration at .050 Lobe Lift, 200 Exh., 187 Int., 109 Degrees Lobe Separation	
	1	Camshaft	69-68	CS-707	Exc. O.A.I.; Hydraulic, (050) Duration at .050 Lobe Lift, 200 Exh., 187 Int., 109 Degrees Lobe Separation	
	1	Camshaft	69-68	CS-651	Hydraulic, (050) Duration at .050 Lobe Lift, 207 Exh., 194 Int., 109 Degrees Lobe Separation	
	1	Performance Cam	70-68	CS-176R	w/O.A.I.; Pro-5000 Perf. Cam; 0.474" Exh. Valve Lift, 0.474" Int. Valve Lift, Hydraulic, (050) Duration at .050 Lobe Lift, 232 Exh., 232 Int., 113 Degrees Lobe Separation	
	1	Prelube		55-403 Std Only	1.5 oz. packet	
	1	Prelube		55-400 Std Only	4 oz. bottle; 1.5 oz. packet No. 55-403 also avail.	
	16	Lifter	71-68	HT-951 Std Only	Hyd.	
	16	Lifter, Bulk	71-68	HT-951B Std Only	Hyd.; Carton of 128	
	1	Cam/Lifter Kit	71	KC-707	w/A/T; Hyd.; (1) 55-403B; (1) CS-707; (16) HT-951	
	1	Cam/Lifter Kit	70	KC-707	Exc. O.A.I.; w/A/T; Hyd.; (1) 55-403B; (1) CS-707; (16) HT-951	
	1	Cam/Lifter Kit	69-68	KC-707	Exc. O.A.I.; Hyd.; (1) 55-403B; (1) CS-707; (16) HT-951	
	1	Cam/Lifter/Timing Kit	71	KCT-707	w/A/T; Hyd.; (1) 55-403B; (1) CS-707; (16) HT-951; (1) KT3-498SA3	
	1	Cam/Lifter/Timing Kit	70	KCT-707	Exc. O.A.I.; w/A/T; Hyd.; (1) 55-403B; (1) CS-707; (16) HT-951; (1) KT3-498SA3	
	1	Cam/Lifter/Timing Kit	69-68	KCT-707	Exc. O.A.I.; Hyd.; (1) 55-403B; (1) CS-707; (16) HT-951; (1) KT3-498SA3	
	1	Cam/Lifter/Timing Kit	69-68	KCT-651	Hyd.; (1) 55-403B; (1) CS-651; (16) HT-951; (1) KT3-498SA3	

(continued on next page)

GM Car (Incl. Buick, Cad., Chev., Olds., Pontiac)

**350 5.7L (5733cc) OHV V8 (16 Valve) (Oldsmobile), 4.057" Bore (GMC Eng.), 2 Bbl. "Eng. Code QB" 252
1971-1968 (cont.)**

QTY	PUSH ROD	YEARS	PART NO.	DESCRIPTION
16	Push Rod	71-68	RP-3174 Std Only	VINTAGE; 8.2340" O.A.L.
16	Push Rod, Bulk	71-68	BRP-3174 Std Only	VINTAGE; Carton of 100; 8.2340" O.A.L.
QTY	ROCKER PARTS	YEARS	PART NO.	DESCRIPTION
8	Arm Assy.	71-68	R-856 Std Only	VINTAGE; Incl. 2-arms & 1-pivot assy.
8	Arm Assy., Bulk	71-68	R-856B Std Only	VINTAGE; Incl. 2-arms & 1-pivot assy.; Carton of 64
8	Arm	71-68	R-856A Std Only	VINTAGE
8	Bridge	71-68	MR-1840 Std Only	
8	Pivot	71-68	MR-1903 Std Only	
QTY	VALVE	YEARS	PART NO.	DESCRIPTION
8	Exhaust	71-68	V-1770 Std Only	VINTAGE; Exc. O.A.I.; 1.5620" Head Dia., 0.3422" Stem Dia., 4.7280" O.A.L.
8	Exhaust	71-68	V-1772 Std Only	w/O.A.I.; Chrome plated stem; 1.6240" Head Dia., 0.3422" Stem Dia., 4.6950" O.A.L.
8	Intake	71-68	V-1773 Std Only	VINTAGE; Exc. O.A.I.; 1.8760" Head Dia., 0.3425" Stem Dia., 4.7382" O.A.L.
8	Intake	71-68	V-1775 Std Only	VINTAGE; w/O.A.I.; 1.9920" Head Dia., 0.3430" Stem Dia., 4.7090" O.A.L.
QTY	VALVE GUIDE	YEARS	PART NO.	DESCRIPTION
16	Guide	71-68	VG-5038 Std Only	0.3430" ID, 2.1200" O.A.L
16	Guide, Bulk	71-68	VG-5038B Std Only	Carton of 50; 0.3430" ID, 2.1200" O.A.L
QTY	VALVE SPRING	YEARS	PART NO.	DESCRIPTION
8	Spring	71-68	VS-1618R Std Only	Loc. Exh.; Incl. damper; 1.9940" Free Height
8	Spring	71-68	VS-1618R Std Only	Loc. Int.; Incl. damper; 1.9940" Free Height
QTY	VALVE SEAL	YEARS	PART NO.	DESCRIPTION
8	Valve Stem Seal	71-68	MV-1819C Std Only	Loc. Int.; Umbrella type; (NYL) Nylon
16	Valve Stem Seal	71-68	ST-2001 Std Only	Positive type; Installation requires valve guide machining; (RBBTF) Rubber/PTFE
8	Valve Stem Seal Bulk	71-68	MV-1819 Std Only	Loc. Int.; Umbrella type; Carton of 50; (NYL) Nylon
16	Valve Stem Seal Bulk	71-68	ST-2001BC Std Only	Positive type; Installation requires valve guide machining; Carton of 100; (RBBTF) Rubber/PTFE
QTY	VALVE SEAT	YEARS	PART NO.	DESCRIPTION
8	Seat	71-68	245-1687-2 Std Only	Loc. Exh.; Exc. O.A.I.; 1.6925" OD, 1.4375" ID, 0.2160" Depth
8	Seat	71-68	245-1687-2N Std Only	Loc. Exh.; Exc. O.A.I.; Premium Material; 1.6925" OD, 1.4375" ID, 0.2160" Depth
8	Seat	71-68	245-1750-2 Std Only	Loc. Exh.; w/O.A.I.; 1.7550" OD, 1.5000" ID, 0.2160" Depth
8	Seat	71-68	245-1750-2N Std Only	Loc. Exh.; w/O.A.I.; Premium Material; 1.7550" OD, 1.5000" ID, 0.2160" Depth
8	Seat	71-68	245-2000-1 Std Only	Loc. Int.; Exc. O.A.I.; 2.0055" OD, 1.7500" ID, 0.2160" Depth
8	Seat	71-68	245-2125-2 Std Only	Loc. Int.; w/O.A.I.; 2.1305" OD, 1.8750" ID, 0.2480" Depth
QTY	VALVE, MISC	YEARS	PART NO.	DESCRIPTION
32	Keeper	71-68	VK-115A Std Only	1 groove; Square cut key groove; Carton pack 24
32	Keeper	71-68	VK-115 Std Only	1 groove; Square cut key groove; Carton pack 32
32	Keeper	71-68	VK-115R Std Only	1 groove; Square cut key groove; Hardened
32	Keeper, Bulk	71-68	VK-115B Std Only	1 groove; Square cut key groove; Carton of 1000
16	Spring Insert	71-68	259-303C Std Only	.015"; ID .703"; Carton of 100
16	Spring Insert	71-68	259-303B Std Only	.030"; ID .703"; Carton of 100
16	Spring Insert	71-68	259-303A Std Only	.060"; ID .703"; Carton of 100
16	Spring Insert	71-68	259-303ARS Std Only	.060"; ID .703"; Carton of 500
QTY	PISTON	YEARS	PART NO.	DESCRIPTION
8	Cast Piston	71-68	332AP Std-20-30-40-60	VINTAGE; Low comp.; Cast; .9804" Pin Dia.; 2 Rings 5/64 Groove, 1 Ring 3/16 Groove, 1.596 CD, Recessed Head .215 deep x 2.920 dia. - 7.9:1 C.R.
8	Cast Piston - Individual	71-68	W332AP Std-20-30-40-60	VINTAGE; Low comp.; Cast; .9804" Pin Dia.; 2 Rings 5/64 Groove, 1 Ring 3/16 Groove, 1.596 CD, Recessed Head .215 deep x 2.920 dia. - 7.9:1 C.R.
8	POWERFORGED	71-68	L-2320F Std-30	w/O.A.I.; Powerforged; 0.9804" Pin Dia.; 2 Rings 5/64 Groove, 1 Ring 3/16 Groove, 1.612 CD, Flat; DUROSHIELD® skirt coated piston
8	POWERFORGED	70-68	L-2321F 30 30	High comp.; 10.25:1 C.R.; Exc. O.A.I.; Powerforged; 0.9805" Pin Dia.; 2 Rings 5/64 Groove, 1 Ring 3/16 Groove, 1.612 CD, .076 x 2.44" dia. dish; DUROSHIELD® skirt coated piston
8	POWERFORGED Piston-Individual	71-68	WL-2320F Std-30	w/O.A.I.; Powerforged; 0.9804" Pin Dia.; 2 Rings 5/64 Groove, 1 Ring 3/16 Groove, 1.612 CD, Flat; DUROSHIELD® skirt coated piston

(continued on next page)

GM Car (Incl. Buick, Cad., Chev., Olds., Pontiac)

252 350 5.7L (5733cc) OHV V8 (16 Valve) (Oldsmobile), 4.057" Bore (GMC Eng.), 2 Bbl. "Eng. Code QB"
(cont.) 1971-1968

BLOCK	QTY	PISTON (cont.)	YEARS	PART NO.	DESCRIPTION	BLOCK
	8	POWERFORGED Piston-Individual	70-68	WL-2321F 30 30	High comp.; 10.25:1 C.R.; Exc. O.A.I.; Powerforged; 0.9805" Pin Dia.; 2 Rings 5/64 Groove, 1 Ring 3/16 Groove, 1.612 CD, .076 x 2.44" dia. dish; DUROSHIELD® skirt coated piston	
	QTY	RINGS	YEARS	PART NO.	DESCRIPTION	
	1	Premium Set	71-68	E-297K Std-20-30-40-60	VINTAGE; 2-5/64, 1-3/16; Premium Moly	
	1	Standard Set	71-68	E-297X Std-30-40-60	VINTAGE; 2-5/64, 1-3/16; Iron	
	QTY	ENGINE BEARINGS	YEARS	PART NO.	DESCRIPTION	
	1	Main Set	71-68	4281M Std-1-10-20-30	3.824" max. flange OD	
	1	Rod Set	71-68	8-3045A Std-10-20-30-40	A-Series aluminum bearings	
	8	Rod Pair	71-68	3045A Std-1-10-20-30-40	A-Series aluminum bearings	
	1	Cam Set	71-68	1234M Std Only	VINTAGE; Babbitt material; Full round design	
	QTY	OIL PUMP	YEARS	PART NO.	DESCRIPTION	
	1	Oil Pump	71-68	224-41203		
	1	Inter. Shaft	71-68	224-61203		
	1	Screen Assy.	71-68	224-11203	5/8" inlet tube	
	1	Screen Assy.	71-68	224-11203V	Bolt-on 3/4" tube; Use w/224-41203V pump	
	QTY	GASKETS	YEARS	PART NO.	DESCRIPTION	
	1	Kit Gasket Set	71-68	260-1008	VINTAGE; Int. manifold gskt. not incl.; Premium valve stem seals incl.	
	1	Valley Pan Gasket Set	71-68	260-4010	VINTAGE	
	QTY	FREEZE PLUGS	YEARS	PART NO.	DESCRIPTION	
	1	Brass Block Plug Kit	71-68	381-8020		
	1	Steel Block Plug Kit	71-68	381-4020		
	1	Brass Deep Cup Freeze Plug	71-68	381-9002	1.500" Diameter, 0.375" Height	
	1	Steel Deep Cup Freeze Plug	71-68	381-3077	0.906" Diameter	
	1	Steel Deep Cup Freeze Plug	71-68	381-3133	1.500" Diameter, 0.375" Height	
	1	Steel Deep Cup Freeze Plug	71-68	381-3054	19/32" Diameter	
	1	Steel Deep Cup Freeze Plug	71-68	381-3131	2.094" Diameter	

253 350 5.7L (5733cc) OHV V8 (16 Valve) (Oldsmobile), 4.057" Bore (GMC Eng.), 2 Bbl. "Eng. Code QC" 1971

VALVE TRAIN	QTY	TIMING	YEARS	PART NO.	DESCRIPTION	VALVE TRAIN
	1	3 Piece Set	71	KT3-498SA3	(1) 222-498; (1) 223-348; (1) 223-349	
	1	Timing Set w/Gaskets	71	CTS-1005		
	1	Timing Chain	71	222-498	48 Links	
	1	Crank Sprocket	71	223-349	18 Teeth	
	1	Cam Sprocket	71	223-348	36 Teeth	
	QTY	CAMSHAFT/LIFTER	YEARS	PART NO.	DESCRIPTION	
	1	Camshaft	71	CS-707	w/A/T; Hydraulic, (050) Duration at .050 Lobe Lift, 200 Exh., 187 Int., 109 Degrees Lobe Separation	
	1	Prelube		55-403 Std Only	1.5 oz. packet	
	1	Prelube		55-400 Std Only	4 oz. bottle; 1.5 oz. packet No. 55-403 also avail.	
	16	Lifter	71	HT-951 Std Only	Hyd.	
	16	Lifter, Bulk	71	HT-951B Std Only	Hyd.; Carton of 128	
	QTY	CAM KIT	YEARS	PART NO.	DESCRIPTION	
	1	Cam/Lifter Kit	71	KC-707	w/A/T; Hyd.; (1) 55-403B; (1) CS-707; (16) HT-951	
	1	Cam/Lifter/Timing Kit	71	KCT-707	w/A/T; Hyd.; (1) 55-403B; (1) CS-707; (16) HT-951; (1) KT3-498SA3	
	QTY	PUSH ROD	YEARS	PART NO.	DESCRIPTION	
	16	Push Rod	71	RP-3174 Std Only	VINTAGE; 8.2340" O.A.L.	
	16	Push Rod, Bulk	71	BRP-3174 Std Only	VINTAGE; Carton of 100; 8.2340" O.A.L.	
	QTY	ROCKER PARTS	YEARS	PART NO.	DESCRIPTION	
	8	Arm Assy.	71	R-856 Std Only	VINTAGE; Incl. 2-arms & 1-pivot assy.	
	8	Arm Assy., Bulk	71	R-856B Std Only	VINTAGE; Incl. 2-arms & 1-pivot assy.; Carton of 64	
	8	Arm	71	R-856A Std Only	VINTAGE	
	8	Bridge	71	MR-1840 Std Only		
	8	Pivot	71	MR-1903 Std Only		
	QTY	VALVE	YEARS	PART NO.	DESCRIPTION	
	8	Exhaust	71	V-1770 Std Only	VINTAGE; Exc. O.A.I.; 1.5620" Head Dia., 0.3422" Stem Dia., 4.7280" O.A.L.	
	8	Exhaust	71	V-1772 Std Only	w/O.A.I.; Chrome plated stem; 1.6240" Head Dia., 0.3422" Stem Dia., 4.6950" O.A.L.	
	8	Intake	71	V-1773 Std Only	VINTAGE; Exc. O.A.I.; 1.8760" Head Dia., 0.3425" Stem Dia., 4.7382" O.A.L.	
	8	Intake	71	V-1775 Std Only	VINTAGE; w/O.A.I.; 1.9920" Head Dia., 0.3430" Stem Dia., 4.7090" O.A.L.	
	QTY	VALVE GUIDE	YEARS	PART NO.	DESCRIPTION	
	16	Guide	71	VG-5038 Std Only	0.3430" ID, 2.1200" O.A.L	

(continued on next page)

GM Car (Incl. Buick, Cad., Chev., Olds., Pontiac)

350 5.7L (5733cc) OHV V8 (16 Valve) (Oldsmobile), 4.057" Bore (GMC Eng.), 2 Bbl. "Eng. Code QC" 1971 253 (cont.)

QTY	VALVE GUIDE (cont.)	YEARS	PART NO.	DESCRIPTION
16	Guide, Bulk	71	VG-5038B Std Only	Carton of 50; 0.3430" ID, 2.1200" O.A.L
QTY	VALVE SPRING	YEARS	PART NO.	DESCRIPTION
8	Spring	71	VS-1618R Std Only	Loc. Exh.; Incl. damper; 1.9940" Free Height
8	Spring	71	VS-1618R Std Only	Loc. Int.; Incl. damper; 1.9940" Free Height
QTY	VALVE SEAL	YEARS	PART NO.	DESCRIPTION
8	Valve Stem Seal	71	MV-1819C Std Only	Loc. Int.; Umbrella type; (NYL) Nylon
16	Valve Stem Seal	71	ST-2001 Std Only	Positive type; Installation requires valve guide machining; (RBBTF) Rubber/PTFE
8	Valve Stem Seal Bulk	71	MV-1819 Std Only	Loc. Int.; Umbrella type; Carton of 50; (NYL) Nylon
16	Valve Stem Seal Bulk	71	ST-2001BC Std Only	Positive type; Installation requires valve guide machining; Carton of 100; (RBBTF) Rubber/PTFE
QTY	VALVE SEAT	YEARS	PART NO.	DESCRIPTION
8	Seat	71	245-1687-2 Std Only	Loc. Exh.; Exc. O.A.I.; 1.6925" OD, 1.4375" ID, 0.2160" Depth
8	Seat	71	245-1687-2N Std Only	Loc. Exh.; Exc. O.A.I.; Premium Material; 1.6925" OD, 1.4375" ID, 0.2160" Depth
8	Seat	71	245-1750-2 Std Only	Loc. Exh.; w/O.A.I.; 1.7550" OD, 1.5000" ID, 0.2160" Depth
8	Seat	71	245-1750-2N Std Only	Loc. Exh.; w/O.A.I.; Premium Material; 1.7550" OD, 1.5000" ID, 0.2160" Depth
8	Seat	71	245-2000-1 Std Only	Loc. Int.; Exc. O.A.I.; 2.0055" OD, 1.7500" ID, 0.2160" Depth
8	Seat	71	245-2125-2 Std Only	Loc. Int.; w/O.A.I.; 2.1305" OD, 1.8750" ID, 0.2480" Depth
QTY	VALVE, MISC	YEARS	PART NO.	DESCRIPTION
32	Keeper	71	VK-115A Std Only	1 groove; Square cut key groove; Carton pack 24
32	Keeper	71	VK-115 Std Only	1 groove; Square cut key groove; Carton pack 32
32	Keeper	71	VK-115R Std Only	1 groove; Square cut key groove; Hardened
32	Keeper, Bulk	71	VK-115B Std Only	1 groove; Square cut key groove; Carton of 1000
16	Spring Insert	71	259-303C Std Only	.015"; ID .703"; Carton of 100
16	Spring Insert	71	259-303B Std Only	.030"; ID .703"; Carton of 100
16	Spring Insert	71	259-303A Std Only	.060"; ID .703"; Carton of 100
16	Spring Insert	71	259-303ARS Std Only	.060"; ID .703"; Carton of 500
QTY	PISTON	YEARS	PART NO.	DESCRIPTION
8	Cast Piston	71	332AP Std-20-30-40-60	VINTAGE; Low comp.; Cast; .9804" Pin Dia.; 2 Rings 5/64 Groove, 1 Ring 3/16 Groove, 1.596 CD, Recessed Head .215 deep x 2.920 dia. - 7.9:1 C.R.
8	Cast Piston - Individual	71	W332AP Std-20-30-40-60	VINTAGE; Low comp.; Cast; .9804" Pin Dia.; 2 Rings 5/64 Groove, 1 Ring 3/16 Groove, 1.596 CD, Recessed Head .215 deep x 2.920 dia. - 7.9:1 C.R.
8	POWERFORGED	71	L-2320F Std-30	w/O.A.I.; Powerforged; 0.9804" Pin Dia.; 2 Rings 5/64 Groove, 1 Ring 3/16 Groove, 1.612 CD, Flat; DUROSHIELD® skirt coated piston
8	POWERFORGED Piston-Individual	71	WL-2320F Std-30	w/O.A.I.; Powerforged; 0.9804" Pin Dia.; 2 Rings 5/64 Groove, 1 Ring 3/16 Groove, 1.612 CD, Flat; DUROSHIELD® skirt coated piston
QTY	RINGS	YEARS	PART NO.	DESCRIPTION
1	Premium Set	71	E-297K Std-20-30-40-60	VINTAGE; 2-5/64, 1-3/16; Premium Moly
1	Standard Set	71	E-297X Std-30-40-60	VINTAGE; 2-5/64, 1-3/16; Iron
QTY	ENGINE BEARINGS	YEARS	PART NO.	DESCRIPTION
1	Main Set	71	4281M Std-1-10-20-30	3.824" max. flange OD
1	Rod Set	71	8-3045A Std-10-20-30-40	A-Series aluminum bearings
8	Rod Pair	71	3045A Std-1-10-20-30-40	A-Series aluminum bearings
1	Cam Set	71	1234M Std Only	VINTAGE; Babbitt material; Full round design
QTY	OIL PUMP	YEARS	PART NO.	DESCRIPTION
1	Oil Pump	71	224-41203	
1	Inter. Shaft	71	224-61203	
1	Screen Assy.	71	224-11203	5/8" inlet tube
1	Screen Assy.	71	224-11203V	Bolt-on 3/4" tube; Use w/224-41203V pump
QTY	GASKETS	YEARS	PART NO.	DESCRIPTION
1	Kit Gasket Set	71	260-1008	VINTAGE; Int. manifold gskt. not incl.; Premium valve stem seals incl.
1	Valley Pan Gasket Set	71	260-4010	VINTAGE
QTY	FREEZE PLUGS	YEARS	PART NO.	DESCRIPTION
1	Brass Block Plug Kit	71	381-8020	
1	Steel Block Plug Kit	71	381-4020	
1	Brass Deep Cup Freeze Plug	71	381-9002	1.500" Diameter, 0.375" Height
1	Steel Deep Cup Freeze Plug	71	381-3077	0.906" Diameter
1	Steel Deep Cup Freeze Plug	71	381-3133	1.500" Diameter, 0.375" Height
1	Steel Deep Cup Freeze Plug	71	381-3054	19/32" Diameter

(continued on next page)

GM Car (Incl. Buick, Cad., Chev., Olds., Pontiac)

253 350 5.7L (5733cc) OHV V8 (16 Valve) (Oldsmobile), 4.057" Bore (GMC Eng.), 2 Bbl. "Eng. Code QC" 1971
(cont.)

QTY	FREEZE PLUGS (cont.)	YEARS	PART NO.	DESCRIPTION
1	Steel Deep Cup Freeze Plug	71	381-3131	2.094" Diameter

254 350 5.7L (5733cc) OHV V8 (16 Valve) (Oldsmobile), 4.057" Bore (GMC Eng.), 4 Bbl. "Eng. Code QD" 1970

QTY	TIMING	YEARS	PART NO.	DESCRIPTION
1	3 Piece Set	70	KT3-498SA3	(1) 222-498; (1) 223-348; (1) 223-349
1	Timing Set w/Gaskets	70	CTS-1005	
1	Timing Chain	70	222-498	48 Links
1	Crank Sprocket	70	223-349	18 Teeth
1	Cam Sprocket	70	223-348	36 Teeth
QTY	CAMSHAFT/LIFTER	YEARS	PART NO.	DESCRIPTION
1	Camshaft	70	CS-707	w/A/T; Exc. O.A.I.; Hydraulic, (050) Duration at .050 Lobe Lift, 200 Exh., 187 Int., 109 Degrees Lobe Separation
1	Performance Cam	70	CS-176R	w/O.A.I.; Pro-5000 Perf. Cam; 0.474" Exh. Valve Lift, 0.474" Int. Valve Lift, Hydraulic, (050) Duration at .050 Lobe Lift, 232 Exh., 232 Int., 113 Degrees Lobe Separation
1	Prelube		55-403 Std Only	1.5 oz. packet
1	Prelube		55-400 Std Only	4 oz. bottle; 1.5 oz. packet No. 55-403 also avail.
16	Lifter	70	HT-951 Std Only	Hyd.
16	Lifter, Bulk	70	HT-951B Std Only	Hyd.; Carton of 128
QTY	CAM KIT	YEARS	PART NO.	DESCRIPTION
1	Cam/Lifter Kit	70	KC-707	Exc. O.A.I.; w/A/T; Hyd.; (1) 55-403B; (1) CS-707; (16) HT-951
1	Cam/Lifter/Timing Kit	70	KCT-707	Exc. O.A.I.; w/A/T; Hyd.; (1) 55-403B; (1) CS-707; (16) HT-951; (1) KT3-498SA3
QTY	PUSH ROD	YEARS	PART NO.	DESCRIPTION
16	Push Rod	70	RP-3174 Std Only	VINTAGE; 8.2340" O.A.L.
16	Push Rod, Bulk	70	BRP-3174 Std Only	VINTAGE; Carton of 100; 8.2340" O.A.L.
QTY	ROCKER PARTS	YEARS	PART NO.	DESCRIPTION
8	Arm Assy.	70	R-856 Std Only	VINTAGE; Incl. 2-arms & 1-pivot assy.
8	Arm Assy., Bulk	70	R-856B Std Only	VINTAGE; Incl. 2-arms & 1-pivot assy.; Carton of 64
8	Arm	70	R-856A Std Only	VINTAGE
8	Bridge	70	MR-1840 Std Only	
8	Pivot	70	MR-1903 Std Only	
QTY	VALVE	YEARS	PART NO.	DESCRIPTION
8	Exhaust	70	V-1770 Std Only	VINTAGE; Exc. O.A.I.; 1.5620" Head Dia., 0.3422" Stem Dia., 4.7280" O.A.L.
8	Exhaust	70	V-1772 Std Only	w/O.A.I.; Chrome plated stem; 1.6240" Head Dia., 0.3422" Stem Dia., 4.6950" O.A.L.
8	Intake	70	V-1773 Std Only	VINTAGE; Exc. O.A.I.; 1.8760" Head Dia., 0.3425" Stem Dia., 4.7382" O.A.L.
8	Intake	70	V-1775 Std Only	VINTAGE; w/O.A.I.; 1.9920" Head Dia., 0.3430" Stem Dia., 4.7090" O.A.L.
QTY	VALVE GUIDE	YEARS	PART NO.	DESCRIPTION
16	Guide	70	VG-5038 Std Only	0.3430" ID, 2.1200" O.A.L
16	Guide, Bulk	70	VG-5038B Std Only	Carton of 50; 0.3430" ID, 2.1200" O.A.L
QTY	VALVE SPRING	YEARS	PART NO.	DESCRIPTION
8	Spring	70	VS-1618R Std Only	Loc. Exh.; Incl. damper; 1.9940" Free Height
8	Spring	70	VS-1618R Std Only	Loc. Int.; Incl. damper; 1.9940" Free Height
QTY	VALVE SEAL	YEARS	PART NO.	DESCRIPTION
8	Valve Stem Seal	70	MV-1819C Std Only	Loc. Int.; Umbrella type; (NYL) Nylon
16	Valve Stem Seal	70	ST-2001 Std Only	Positive type; Installation requires valve guide machining; (RBBTF) Rubber/PTFE
8	Valve Stem Seal Bulk	70	MV-1819 Std Only	Loc. Int.; Umbrella type; Carton of 50; (NYL) Nylon
16	Valve Stem Seal Bulk	70	ST-2001BC Std Only	Positive type; Installation requires valve guide machining; Carton of 100; (RBBTF) Rubber/PTFE
QTY	VALVE SEAT	YEARS	PART NO.	DESCRIPTION
8	Seat	70	245-1687-2 Std Only	Loc. Exh.; Exc. O.A.I.; 1.6925" OD, 1.4375" ID, 0.2160" Depth
8	Seat	70	245-1687-2N Std Only	Loc. Exh.; Exc. O.A.I.; Premium Material; 1.6925" OD, 1.4375" ID, 0.2160" Depth
8	Seat	70	245-1750-2 Std Only	Loc. Exh.; w/O.A.I.; 1.7550" OD, 1.5000" ID, 0.2160" Depth
8	Seat	70	245-1750-2N Std Only	Loc. Exh.; w/O.A.I.; Premium Material; 1.7550" OD, 1.5000" ID, 0.2160" Depth
8	Seat	70	245-2000-1 Std Only	Loc. Int.; Exc. O.A.I.; 2.0055" OD, 1.7500" ID, 0.2160" Depth
8	Seat	70	245-2125-2 Std Only	Loc. Int.; w/O.A.I.; 2.1305" OD, 1.8750" ID, 0.2480" Depth

VALVE TRAIN

VALVE TRAIN

(continued on next page)

GM Car (Incl. Buick, Cad., Chev., Olds., Pontiac)

350 5.7L (5733cc) OHV V8 (16 Valve) (Oldsmobile), 4.057" Bore (GMC Eng.), 4 Bbl. "Eng. Code QD" 1970 254
(cont.)

QTY	VALVE, MISC	YEARS	PART NO.	DESCRIPTION
32	Keeper	70	VK-115A Std Only	1 groove; Square cut key groove; Carton pack 24
32	Keeper	70	VK-115 Std Only	1 groove; Square cut key groove; Carton pack 32
32	Keeper	70	VK-115R Std Only	1 groove; Square cut key groove; Hardened
32	Keeper, Bulk	70	VK-115B Std Only	1 groove; Square cut key groove; Carton of 1000
16	Spring Insert	70	259-303C Std Only	.015"; ID .703"; Carton of 100
16	Spring Insert	70	259-303B Std Only	.030"; ID .703"; Carton of 100
16	Spring Insert	70	259-303A Std Only	.060"; ID .703"; Carton of 100
16	Spring Insert	70	259-303ARS Std Only	.060"; ID .703"; Carton of 500
QTY	PISTON	YEARS	PART NO.	DESCRIPTION
8	Cast Piston	70	332AP Std-20-30-40-60	VINTAGE; Low comp.; Cast; .9804" Pin Dia.; 2 Rings 5/64 Groove, 1 Ring 3/16 Groove, 1.596 CD, Recessed Head .215 deep x 2.920 dia. - 7.9:1 C.R.
8	Cast Piston - Individual	70	W332AP Std-20-30-40-60	VINTAGE; Low comp.; Cast; .9804" Pin Dia.; 2 Rings 5/64 Groove, 1 Ring 3/16 Groove, 1.596 CD, Recessed Head .215 deep x 2.920 dia. - 7.9:1 C.R.
8	POWERFORGED	70	L-2321F 30 30	High comp.; 10.25:1 C.R.; Exc. O.A.I.; Powerforged; 0.9805" Pin Dia.; 2 Rings 5/64 Groove, 1 Ring 3/16 Groove, 1.612 CD, .076 x 2.44" dia. dish; DUROSHIELD® skirt coated piston
8	POWERFORGED	70	L-2320F Std-30	w/O.A.I.; Powerforged; 0.9804" Pin Dia.; 2 Rings 5/64 Groove, 1 Ring 3/16 Groove, 1.612 CD, Flat; DUROSHIELD® skirt coated piston
8	POWERFORGED Piston-Individual	70	WL-2321F 30 30	High comp.; 10.25:1 C.R.; Exc. O.A.I.; Powerforged; 0.9805" Pin Dia.; 2 Rings 5/64 Groove, 1 Ring 3/16 Groove, 1.612 CD, .076 x 2.44" dia. dish; DUROSHIELD® skirt coated piston
8	POWERFORGED Piston-Individual	70	WL-2320F Std-30	w/O.A.I.; Powerforged; 0.9804" Pin Dia.; 2 Rings 5/64 Groove, 1 Ring 3/16 Groove, 1.612 CD, Flat; DUROSHIELD® skirt coated piston
QTY	RINGS	YEARS	PART NO.	DESCRIPTION
1	Premium Set	70	E-297K Std-20-30-40-60	VINTAGE; 2-5/64, 1-3/16; Premium Moly
1	Standard Set	70	E-297X Std-30-40-60	VINTAGE; 2-5/64, 1-3/16; Iron
QTY	ENGINE BEARINGS	YEARS	PART NO.	DESCRIPTION
1	Main Set	70	4281M Std-1-10-20-30	3.824" max. flange OD
1	Rod Set	70	8-3045A Std-10-20-30-40	A-Series aluminum bearings
8	Rod Pair	70	3045A Std-1-10-20-30-40	A-Series aluminum bearings
1	Cam Set	70	1234M Std Only	VINTAGE; Babbitt material; Full round design
QTY	OIL PUMP	YEARS	PART NO.	DESCRIPTION
1	Oil Pump	70	224-41203	
1	Inter. Shaft	70	224-61203	
1	Screen Assy.	70	224-11203	5/8" inlet tube
1	Screen Assy.	70	224-11203V	Bolt-on 3/4" tube; Use w/224-41203V pump
QTY	GASKETS	YEARS	PART NO.	DESCRIPTION
1	Kit Gasket Set	70	260-1008	VINTAGE; Int. manifold gskt. not incl.; Premium valve stem seals incl.
1	Valley Pan Gasket Set	70	260-4010	VINTAGE
QTY	FREEZE PLUGS	YEARS	PART NO.	DESCRIPTION
1	Brass Block Plug Kit	70	381-8020	
1	Steel Block Plug Kit	70	381-4020	
1	Brass Deep Cup Freeze Plug	70	381-9002	1.500" Diameter, 0.375" Height
1	Steel Deep Cup Freeze Plug	70	381-3077	0.906" Diameter
1	Steel Deep Cup Freeze Plug	70	381-3133	1.500" Diameter, 0.375" Height
1	Steel Deep Cup Freeze Plug	70	381-3054	19/32" Diameter
1	Steel Deep Cup Freeze Plug	70	381-3131	2.094" Diameter

350 5.7L (5733cc) OHV V8 (16 Valve) (Oldsmobile), 4.057" Bore (GMC Eng.), 2 Bbl. "Eng. Code QI" 1971-1968 255

QTY	TIMING	YEARS	PART NO.	DESCRIPTION
1	3 Piece Set	71-68	KT3-498SA3	(1) 222-498; (1) 223-348; (1) 223-349
1	Timing Set w/Gaskets	71-68	CTS-1005	
1	Timing Chain	71-68	222-498	48 Links
1	Crank Sprocket	71-68	223-349	18 Teeth
1	Cam Sprocket	71-68	223-348	36 Teeth
QTY	CAMSHAFT/LIFTER	YEARS	PART NO.	DESCRIPTION
1	Camshaft	71	CS-707	w/A/T; Hydraulic, (050) Duration at .050 Lobe Lift, 200 Exh., 187 Int., 109 Degrees Lobe Separation
1	Camshaft	70	CS-707	w/A/T; Exc. O.A.I.; Hydraulic, (050) Duration at .050 Lobe Lift, 200 Exh., 187 Int., 109 Degrees Lobe Separation
1	Camshaft	69-68	CS-707	Exc. O.A.I.; Hydraulic, (050) Duration at .050 Lobe Lift, 200 Exh., 187 Int., 109 Degrees Lobe Separation

(continued on next page)

GM Car (Incl. Buick, Cad., Chev., Olds., Pontiac)

255 350 5.7L (5733cc) OHV V8 (16 Valve) (Oldsmobile), 4.057" Bore (GMC Eng.), 2 Bbl. "Eng. Code QI" 1971-1968
(cont.)

QTY	CAMSHAFT/LIFTER	YEARS	PART NO.	DESCRIPTION
1	Camshaft	69-68	CS-651	Hydraulic, (050) Duration at .050 Lobe Lift, 207 Exh., 194 Int., 109 Degrees Lobe Separation
1	Performance Cam	70-68	CS-176R	w/O.A.I.; Pro-5000 Perf. Cam; 0.474" Exh. Valve Lift, 0.474" Int. Valve Lift, Hydraulic, (050) Duration at .050 Lobe Lift, 232 Exh., 232 Int., 113 Degrees Lobe Separation
1	Prelube		55-403 Std Only	1.5 oz. packet
1	Prelube		55-400 Std Only	4 oz. bottle; 1.5 oz. packet No. 55-403 also avail.
16	Lifter	71-68	HT-951 Std Only	Hyd.
16	Lifter, Bulk	71-68	HT-951B Std Only	Hyd.; Carton of 128
QTY	CAM KIT	YEARS	PART NO.	DESCRIPTION
1	Cam/Lifter Kit	71	KC-707	w/A/T; Hyd.; (1) 55-403B; (1) CS-707; (16) HT-951
1	Cam/Lifter Kit	70	KC-707	Exc. O.A.I.; w/A/T; Hyd.; (1) 55-403B; (1) CS-707; (16) HT-951
1	Cam/Lifter Kit	69-68	KC-707	Exc. O.A.I.; Hyd.; (1) 55-403B; (1) CS-707; (16) HT-951
1	Cam/Lifter/Timing Kit	71	KCT-707	w/A/T; Hyd.; (1) 55-403B; (1) CS-707; (16) HT-951; (1) KT3-498SA3
1	Cam/Lifter/Timing Kit	70	KCT-707	Exc. O.A.I.; w/A/T; Hyd.; (1) 55-403B; (1) CS-707; (16) HT-951; (1) KT3-498SA3
1	Cam/Lifter/Timing Kit	69-68	KCT-707	Exc. O.A.I.; Hyd.; (1) 55-403B; (1) CS-707; (16) HT-951; (1) KT3-498SA3
1	Cam/Lifter/Timing Kit	69-68	KCT-651	Hyd.; (1) 55-403B; (1) CS-651; (16) HT-951; (1) KT3-498SA3
QTY	PUSH ROD	YEARS	PART NO.	DESCRIPTION
16	Push Rod	71-68	RP-3174 Std Only	VINTAGE; 8.2340" O.A.L.
16	Push Rod, Bulk	71-68	BRP-3174 Std Only	VINTAGE; Carton of 100; 8.2340" O.A.L.
QTY	ROCKER PARTS	YEARS	PART NO.	DESCRIPTION
8	Arm Assy.	71-68	R-856 Std Only	VINTAGE; Incl. 2-arms & 1-pivot assy.
8	Arm Assy., Bulk	71-68	R-856B Std Only	VINTAGE; Incl. 2-arms & 1-pivot assy.; Carton of 64
8	Arm	71-68	R-856A Std Only	VINTAGE
8	Bridge	71-68	MR-1840 Std Only	
8	Pivot	71-68	MR-1903 Std Only	
QTY	VALVE	YEARS	PART NO.	DESCRIPTION
8	Exhaust	71-68	V-1770 Std Only	VINTAGE; Exc. O.A.I.; 1.5620" Head Dia., 0.3422" Stem Dia., 4.7280" O.A.L.
8	Exhaust	71-68	V-1772 Std Only	w/O.A.I.; Chrome plated stem; 1.6240" Head Dia., 0.3422" Stem Dia., 4.6950" O.A.L.
8	Intake	71-68	V-1773 Std Only	VINTAGE; Exc. O.A.I.; 1.8760" Head Dia., 0.3425" Stem Dia., 4.7382" O.A.L.
8	Intake	71-68	V-1775 Std Only	VINTAGE; w/O.A.I.; 1.9920" Head Dia., 0.3430" Stem Dia., 4.7090" O.A.L.
QTY	VALVE GUIDE	YEARS	PART NO.	DESCRIPTION
16	Guide	71-68	VG-5038 Std Only	0.3430" ID, 2.1200" O.A.L
16	Guide, Bulk	71-68	VG-5038B Std Only	Carton of 50; 0.3430" ID, 2.1200" O.A.L
QTY	VALVE SPRING	YEARS	PART NO.	DESCRIPTION
8	Spring	71-68	VS-1618R Std Only	Loc. Exh.; Incl. damper; 1.9940" Free Height
8	Spring	71-68	VS-1618R Std Only	Loc. Int.; Incl. damper; 1.9940" Free Height
QTY	VALVE SEAL	YEARS	PART NO.	DESCRIPTION
8	Valve Stem Seal	71-68	MV-1819C Std Only	Loc. Int.; Umbrella type; (NYL) Nylon
16	Valve Stem Seal	71-68	ST-2001 Std Only	Positive type; Installation requires valve guide machining; (RBBTF) Rubber/PTFE
8	Valve Stem Seal Bulk	71-68	MV-1819 Std Only	Loc. Int.; Umbrella type; Carton of 50; (NYL) Nylon
16	Valve Stem Seal Bulk	71-68	ST-2001BC Std Only	Positive type; Installation requires valve guide machining; Carton of 100; (RBBTF) Rubber/PTFE
QTY	VALVE SEAT	YEARS	PART NO.	DESCRIPTION
8	Seat	71-68	245-1687-2 Std Only	Loc. Exh.; Exc. O.A.I.; 1.6925" OD, 1.4375" ID, 0.2160" Depth
8	Seat	71-68	245-1687-2N Std Only	Loc. Exh.; Exc. O.A.I.; Premium Material; 1.6925" OD, 1.4375" ID, 0.2160" Depth
8	Seat	71-68	245-1750-2 Std Only	Loc. Exh.; w/O.A.I.; 1.7550" OD, 1.5000" ID, 0.2160" Depth
8	Seat	71-68	245-1750-2N Std Only	Loc. Exh.; w/O.A.I.; Premium Material; 1.7550" OD, 1.5000" ID, 0.2160" Depth
8	Seat	71-68	245-2000-1 Std Only	Loc. Int.; Exc. O.A.I.; 2.0055" OD, 1.7500" ID, 0.2160" Depth
8	Seat	71-68	245-2125-2 Std Only	Loc. Int.; w/O.A.I.; 2.1305" OD, 1.8750" ID, 0.2480" Depth
QTY	VALVE, MISC	YEARS	PART NO.	DESCRIPTION
32	Keeper	71-68	VK-115A Std Only	1 groove; Square cut key groove; Carton pack 24
32	Keeper	71-68	VK-115 Std Only	1 groove; Square cut key groove; Carton pack 32
32	Keeper	71-68	VK-115R Std Only	1 groove; Square cut key groove; Hardened

VALVE TRAIN

VALVE TRAIN

(continued on next page)

GM Car (Incl. Buick, Cad., Chev., Olds., Pontiac)

350 5.7L (5733cc) OHV V8 (16 Valve) (Oldsmobile), 4.057" Bore (GMC Eng.), 2 Bbl. "Eng. Code QI" 1971-1968 255
(cont.)

QTY	VALVE, MISC (cont.)	YEARS	PART NO.	DESCRIPTION
32	Keeper, Bulk	71-68	VK-115B Std Only	1 groove; Square cut key groove; Carton of 1000
16	Spring Insert	71-68	259-303C Std Only	.015"; ID .703"; Carton of 100
16	Spring Insert	71-68	259-303B Std Only	.030"; ID .703"; Carton of 100
16	Spring Insert	71-68	259-303A Std Only	.060"; ID .703"; Carton of 100
16	Spring Insert	71-68	259-303ARS Std Only	.060"; ID .703"; Carton of 500
QTY	PISTON	YEARS	PART NO.	DESCRIPTION
8	Cast Piston	71-68	332AP Std-20-30-40-60	VINTAGE; Low comp.; Cast; .9804" Pin Dia.; 2 Rings 5/64 Groove, 1 Ring 3/16 Groove, 1.596 CD, Recessed Head .215 deep x 2.920 dia. - 7.9:1 C.R.
8	Cast Piston - Individual	71-68	W332AP Std-20-30-40-60	VINTAGE; Low comp.; Cast; .9804" Pin Dia.; 2 Rings 5/64 Groove, 1 Ring 3/16 Groove, 1.596 CD, Recessed Head .215 deep x 2.920 dia. - 7.9:1 C.R.
8	POWERFORGED	71-68	L-2320F Std-30	w/O.A.I.; Powerforged; 0.9804" Pin Dia.; 2 Rings 5/64 Groove, 1 Ring 3/16 Groove, 1.612 CD, Flat; DUROSHIELD® skirt coated piston
8	POWERFORGED	70-68	L-2321F 30 30	High comp.; 10.25:1 C.R.; Exc. O.A.I.; Powerforged; 0.9805" Pin Dia.; 2 Rings 5/64 Groove, 1 Ring 3/16 Groove, 1.612 CD, .076 x 2.44" dia. dish; DUROSHIELD® skirt coated piston
8	POWERFORGED Piston-Individual	71-68	WL-2320F Std-30	w/O.A.I.; Powerforged; 0.9804" Pin Dia.; 2 Rings 5/64 Groove, 1 Ring 3/16 Groove, 1.612 CD, Flat; DUROSHIELD® skirt coated piston
8	POWERFORGED Piston-Individual	70-68	WL-2321F 30 30	High comp.; 10.25:1 C.R.; Exc. O.A.I.; Powerforged; 0.9805" Pin Dia.; 2 Rings 5/64 Groove, 1 Ring 3/16 Groove, 1.612 CD, .076 x 2.44" dia. dish; DUROSHIELD® skirt coated piston
QTY	RINGS	YEARS	PART NO.	DESCRIPTION
1	Premium Set	71-68	E-297K Std-20-30-40-60	VINTAGE; 2-5/64, 1-3/16; Premium Moly
1	Standard Set	71-68	E-297X Std-30-40-60	VINTAGE; 2-5/64, 1-3/16; Iron
QTY	ENGINE BEARINGS	YEARS	PART NO.	DESCRIPTION
1	Main Set	71-68	4281M Std-1-10-20-30	3.824" max. flange OD
1	Rod Set	71-68	8-3045A Std-10-20-30-40	A-Series aluminum bearings
8	Rod Pair	71-68	3045A Std-1-10-20-30-40	A-Series aluminum bearings
1	Cam Set	71-68	1234M Std Only	VINTAGE; Babbitt material; Full round design
QTY	OIL PUMP	YEARS	PART NO.	DESCRIPTION
1	Oil Pump	71-68	224-41203	
1	Inter. Shaft	71-68	224-61203	
1	Screen Assy.	71-68	224-11203	5/8" inlet tube
1	Screen Assy.	71-68	224-11203V	Bolt-on 3/4" tube; Use w/224-41203V pump
QTY	GASKETS	YEARS	PART NO.	DESCRIPTION
1	Kit Gasket Set	71-68	260-1008	VINTAGE; Int. manifold gskt. not incl.; Premium valve stem seals incl.
1	Valley Pan Gasket Set	71-68	260-4010	VINTAGE
QTY	FREEZE PLUGS	YEARS	PART NO.	DESCRIPTION
1	Brass Block Plug Kit	71-68	381-8020	
1	Steel Block Plug Kit	71-68	381-4020	
1	Brass Deep Cup Freeze Plug	71-68	381-9002	1.500" Diameter, 0.375" Height
1	Steel Deep Cup Freeze Plug	71-68	381-3077	0.906" Diameter
1	Steel Deep Cup Freeze Plug	71-68	381-3133	1.500" Diameter, 0.375" Height
1	Steel Deep Cup Freeze Plug	71-68	381-3054	19/32" Diameter
1	Steel Deep Cup Freeze Plug	71-68	381-3131	2.094" Diameter

350 5.7L (5733cc) OHV V8 (16 Valve) (Oldsmobile), 4.057" Bore (GMC Eng.), 2 Bbl. "Eng. Code QJ" 1971-1968 256

QTY	TIMING	YEARS	PART NO.	DESCRIPTION
1	3 Piece Set	71-68	KT3-498SA3	(1) 222-498; (1) 223-348; (1) 223-349
1	Timing Set w/Gaskets	71-68	CTS-1005	
1	Timing Chain	71-68	222-498	48 Links
1	Crank Sprocket	71-68	223-349	18 Teeth
1	Cam Sprocket	71-68	223-348	36 Teeth
QTY	CAMSHAFT/LIFTER	YEARS	PART NO.	DESCRIPTION
1	Camshaft	71	CS-707	w/A/T; Hydraulic, (050) Duration at .050 Lobe Lift, 200 Exh., 187 Int., 109 Degrees Lobe Separation
1	Camshaft	70	CS-707	w/A/T; Exc. O.A.I.; Hydraulic, (050) Duration at .050 Lobe Lift, 200 Exh., 187 Int., 109 Degrees Lobe Separation
1	Camshaft	69-68	CS-707	Exc. O.A.I.; Hydraulic, (050) Duration at .050 Lobe Lift, 200 Exh., 187 Int., 109 Degrees Lobe Separation
1	Camshaft	69-68	CS-651	Hydraulic, (050) Duration at .050 Lobe Lift, 207 Exh., 194 Int., 109 Degrees Lobe Separation

(continued on next page)

GM Car (Incl. Buick, Cad., Chev., Olds., Pontiac)

256 350 5.7L (5733cc) OHV V8 (16 Valve) (Oldsmobile), 4.057" Bore (GMC Eng.), 2 Bbl. "Eng. Code QJ"
 (cont.) 1971-1968

QTY	CAMSHAFT/LIFTER	YEARS	PART NO.	DESCRIPTION
1	(cont.) Performance Cam	70-68	CS-176R	w/O.A.I.; Pro-5000 Perf. Cam; 0.474" Exh. Valve Lift, 0.474" Int. Valve Lift, Hydraulic, (050) Duration at .050 Lobe Lift, 232 Exh., 232 Int., 113 Degrees Lobe Separation
1	Prelube		55-403 Std Only	1.5 oz. packet
1	Prelube		55-400 Std Only	4 oz. bottle; 1.5 oz. packet No. 55-403 also avail.
16	Lifter	71-68	HT-951 Std Only	Hyd.
16	Lifter, Bulk	71-68	HT-951B Std Only	Hyd.; Carton of 128
QTY	CAM KIT	YEARS	PART NO.	DESCRIPTION
1	Cam/Lifter Kit	71	KC-707	w/A/T; Hyd.; (1) 55-403B; (1) CS-707; (16) HT-951
1	Cam/Lifter Kit	70	KC-707	Exc. O.A.I.; w/A/T; Hyd.; (1) 55-403B; (1) CS-707; (16) HT-951
1	Cam/Lifter Kit	69-68	KC-707	Exc. O.A.I.; Hyd.; (1) 55-403B; (1) CS-707; (16) HT-951
1	Cam/Lifter/Timing Kit	71	KCT-707	w/A/T; Hyd.; (1) 55-403B; (1) CS-707; (16) HT-951; (1) KT3-498SA3
1	Cam/Lifter/Timing Kit	70	KCT-707	Exc. O.A.I.; w/A/T; Hyd.; (1) 55-403B; (1) CS-707; (16) HT-951; (1) KT3-498SA3
1	Cam/Lifter/Timing Kit	69-68	KCT-707	Exc. O.A.I.; Hyd.; (1) 55-403B; (1) CS-707; (16) HT-951; (1) KT3-498SA3
1	Cam/Lifter/Timing Kit	69-68	KCT-651	Hyd.; (1) 55-403B; (1) CS-651; (16) HT-951; (1) KT3-498SA3
QTY	PUSH ROD	YEARS	PART NO.	DESCRIPTION
16	Push Rod	71-68	RP-3174 Std Only	VINTAGE; 8.2340" O.A.L.
16	Push Rod, Bulk	71-68	BRP-3174 Std Only	VINTAGE; Carton of 100; 8.2340" O.A.L.
QTY	ROCKER PARTS	YEARS	PART NO.	DESCRIPTION
8	Arm Assy.	71-68	R-856 Std Only	VINTAGE; Incl. 2-arms & 1-pivot assy.
8	Arm Assy., Bulk	71-68	R-856B Std Only	VINTAGE; Incl. 2-arms & 1-pivot assy.; Carton of 64
8	Arm	71-68	R-856A Std Only	VINTAGE
8	Bridge	71-68	MR-1840 Std Only	
8	Pivot	71-68	MR-1903 Std Only	
QTY	VALVE	YEARS	PART NO.	DESCRIPTION
8	Exhaust	71-68	V-1770 Std Only	VINTAGE; Exc. O.A.I.; 1.5620" Head Dia., 0.3422" Stem Dia., 4.7280" O.A.L.
8	Exhaust	71-68	V-1772 Std Only	w/O.A.I.; Chrome plated stem; 1.6240" Head Dia., 0.3422" Stem Dia., 4.6950" O.A.L.
8	Intake	71-68	V-1773 Std Only	VINTAGE; Exc. O.A.I.; 1.8760" Head Dia., 0.3425" Stem Dia., 4.7382" O.A.L.
8	Intake	71-68	V-1775 Std Only	VINTAGE; w/O.A.I.; 1.9920" Head Dia., 0.3430" Stem Dia., 4.7090" O.A.L.
QTY	VALVE GUIDE	YEARS	PART NO.	DESCRIPTION
16	Guide	71-68	VG-5038 Std Only	0.3430" ID, 2.1200" O.A.L
16	Guide, Bulk	71-68	VG-5038B Std Only	Carton of 50; 0.3430" ID, 2.1200" O.A.L
QTY	VALVE SPRING	YEARS	PART NO.	DESCRIPTION
8	Spring	71-68	VS-1618R Std Only	Loc. Exh.; Incl. damper; 1.9940" Free Height
8	Spring	71-68	VS-1618R Std Only	Loc. Int.; Incl. damper; 1.9940" Free Height
QTY	VALVE SEAL	YEARS	PART NO.	DESCRIPTION
8	Valve Stem Seal	71-68	MV-1819C Std Only	Loc. Int.; Umbrella type; (NYL) Nylon
16	Valve Stem Seal	71-68	ST-2001 Std Only	Positive type; Installation requires valve guide machining; (RBBTF) Rubber/PTFE
8	Valve Stem Seal Bulk	71-68	MV-1819 Std Only	Loc. Int.; Umbrella type; Carton of 50; (NYL) Nylon
16	Valve Stem Seal Bulk	71-68	ST-2001BC Std Only	Positive type; Installation requires valve guide machining; Carton of 100; (RBBTF) Rubber/PTFE
QTY	VALVE SEAT	YEARS	PART NO.	DESCRIPTION
8	Seat	71-68	245-1687-2 Std Only	Loc. Exh.; Exc. O.A.I.; 1.6925" OD, 1.4375" ID, 0.2160" Depth
8	Seat	71-68	245-1687-2N Std Only	Loc. Exh.; Exc. O.A.I.; Premium Material; 1.6925" OD, 1.4375" ID, 0.2160" Depth
8	Seat	71-68	245-1750-2 Std Only	Loc. Exh.; w/O.A.I.; 1.7550" OD, 1.5000" ID, 0.2160" Depth
8	Seat	71-68	245-1750-2N Std Only	Loc. Exh.; w/O.A.I.; Premium Material; 1.7550" OD, 1.5000" ID, 0.2160" Depth
8	Seat	71-68	245-2000-1 Std Only	Loc. Int.; Exc. O.A.I.; 2.0055" OD, 1.7500" ID, 0.2160" Depth
8	Seat	71-68	245-2125-2 Std Only	Loc. Int.; w/O.A.I.; 2.1305" OD, 1.8750" ID, 0.2480" Depth
QTY	VALVE, MISC	YEARS	PART NO.	DESCRIPTION
32	Keeper	71-68	VK-115A Std Only	1 groove; Square cut key groove; Carton pack 24
32	Keeper	71-68	VK-115 Std Only	1 groove; Square cut key groove; Carton pack 32
32	Keeper	71-68	VK-115R Std Only	1 groove; Square cut key groove; Hardened
32	Keeper, Bulk	71-68	VK-115B Std Only	1 groove; Square cut key groove; Carton of 1000

VALVE TRAIN

VALVE TRAIN

(continued on next page)

GM Car (Incl. Buick, Cad., Chev., Olds., Pontiac)

350 5.7L (5733cc) OHV V8 (16 Valve) (Oldsmobile), 4.057" Bore (GMC Eng.), 2 Bbl. "Eng. Code QJ" 256
1971-1968 (cont.)

QTY	VALVE, MISC (cont.)	YEARS	PART NO.	DESCRIPTION
16	Spring Insert	71-68	259-303C Std Only	.015"; ID .703"; Carton of 100
16	Spring Insert	71-68	259-303B Std Only	.030"; ID .703"; Carton of 100
16	Spring Insert	71-68	259-303A Std Only	.060"; ID .703"; Carton of 100
16	Spring Insert	71-68	259-303ARS Std Only	.060"; ID .703"; Carton of 500
QTY	PISTON	YEARS	PART NO.	DESCRIPTION
8	Cast Piston	71-68	332AP Std-20-30-40-60	VINTAGE; Low comp.; Cast; .9804" Pin Dia.; 2 Rings 5/64 Groove, 1 Ring 3/16 Groove, 1.596 CD, Recessed Head .215 deep x 2.920 dia. - 7.9:1 C.R.
8	Cast Piston - Individual	71-68	W332AP Std-20-30-40-60	VINTAGE; Low comp.; Cast; .9804" Pin Dia.; 2 Rings 5/64 Groove, 1 Ring 3/16 Groove, 1.596 CD, Recessed Head .215 deep x 2.920 dia. - 7.9:1 C.R.
8	POWERFORGED	71-68	L-2320F Std-30	w/O.A.I.; Powerforged; 0.9804" Pin Dia.; 2 Rings 5/64 Groove, 1 Ring 3/16 Groove, 1.612 CD, Flat; DUROSHIELD® skirt coated piston
8	POWERFORGED	70-68	L-2321F 30 30	High comp.; 10.25:1 C.R.; Exc. O.A.I.; Powerforged; 0.9805" Pin Dia.; 2 Rings 5/64 Groove, 1 Ring 3/16 Groove, 1.612 CD, .076 x 2.44" dia. dish; DUROSHIELD® skirt coated piston
8	POWERFORGED Piston-Individual	71-68	WL-2320F Std-30	w/O.A.I.; Powerforged; 0.9804" Pin Dia.; 2 Rings 5/64 Groove, 1 Ring 3/16 Groove, 1.612 CD, Flat; DUROSHIELD® skirt coated piston
8	POWERFORGED Piston-Individual	70-68	WL-2321F 30 30	High comp.; 10.25:1 C.R.; Exc. O.A.I.; Powerforged; 0.9805" Pin Dia.; 2 Rings 5/64 Groove, 1 Ring 3/16 Groove, 1.612 CD, .076 x 2.44" dia. dish; DUROSHIELD® skirt coated piston
QTY	RINGS	YEARS	PART NO.	DESCRIPTION
1	Premium Set	71-68	E-297K Std-20-30-40-60	VINTAGE; 2-5/64, 1-3/16; Premium Moly
1	Standard Set	71-68	E-297X Std-30-40-60	VINTAGE; 2-5/64, 1-3/16; Iron
QTY	ENGINE BEARINGS	YEARS	PART NO.	DESCRIPTION
1	Main Set	71-68	4281M Std-1-10-20-30	3.824" max. flange OD
1	Rod Set	71-68	8-3045A Std-10-20-30-40	A-Series aluminum bearings
8	Rod Pair	71-68	3045A Std-1-10-20-30-40	A-Series aluminum bearings
1	Cam Set	71-68	1234M Std Only	VINTAGE; Babbitt material; Full round design
QTY	OIL PUMP	YEARS	PART NO.	DESCRIPTION
1	Oil Pump	71-68	224-41203	
1	Inter. Shaft	71-68	224-61203	
1	Screen Assy.	71-68	224-11203	5/8" inlet tube
1	Screen Assy.	71-68	224-11203V	Bolt-on 3/4" tube; Use w/224-41203V pump
QTY	GASKETS	YEARS	PART NO.	DESCRIPTION
1	Kit Gasket Set	71-68	260-1008	VINTAGE; Int. manifold gskt. not incl.; Premium valve stem seals incl.
1	Valley Pan Gasket Set	71-68	260-4010	VINTAGE
QTY	FREEZE PLUGS	YEARS	PART NO.	DESCRIPTION
1	Brass Block Plug Kit	71-68	381-8020	
1	Steel Block Plug Kit	71-68	381-4020	
1	Brass Deep Cup Freeze Plug	71-68	381-9002	1.500" Diameter, 0.375" Height
1	Steel Deep Cup Freeze Plug	71-68	381-3077	0.906" Diameter
1	Steel Deep Cup Freeze Plug	71-68	381-3133	1.500" Diameter, 0.375" Height
1	Steel Deep Cup Freeze Plug	71-68	381-3054	19/32" Diameter
1	Steel Deep Cup Freeze Plug	71-68	381-3131	2.094" Diameter

350 5.7L (5733cc) OHV V8 (16 Valve) (Oldsmobile), 4.057" Bore (GMC Eng.), 4 Bbl. "Eng. Code QN" 257
1971-1968

QTY	TIMING	YEARS	PART NO.	DESCRIPTION
1	3 Piece Set	71-68	KT3-498SA3	(1) 222-498; (1) 223-348; (1) 223-349
1	Timing Set w/Gaskets	71-68	CTS-1005	
1	Timing Chain	71-68	222-498	48 Links
1	Crank Sprocket	71-68	223-349	18 Teeth
1	Cam Sprocket	71-68	223-348	36 Teeth
QTY	CAMSHAFT/LIFTER	YEARS	PART NO.	DESCRIPTION
1	Camshaft	71	CS-707	w/A/T; Hydraulic, (050) Duration at .050 Lobe Lift, 200 Exh., 187 Int., 109 Degrees Lobe Separation
1	Camshaft	71	CS-651	w/M/T; Hydraulic, (050) Duration at .050 Lobe Lift, 207 Exh., 194 Int., 109 Degrees Lobe Separation
1	Camshaft	70	CS-707	w/A/T; Exc. O.A.I.; Hydraulic, (050) Duration at .050 Lobe Lift, 200 Exh., 187 Int., 109 Degrees Lobe Separation
1	Camshaft	69-68	CS-707	Exc. O.A.I.; Hydraulic, (050) Duration at .050 Lobe Lift, 200 Exh., 187 Int., 109 Degrees Lobe Separation
1	Camshaft	69-68	CS-651	Hydraulic, (050) Duration at .050 Lobe Lift, 207 Exh., 194 Int., 109 Degrees Lobe Separation

(continued on next page)

GM Car (Incl. Buick, Cad., Chev., Olds., Pontiac)

257 350 5.7L (5733cc) OHV V8 (16 Valve) (Oldsmobile), 4.057" Bore (GMC Eng.), 4 Bbl. "Eng. Code QN"
 (cont.) 1971-1968

QTY	CAMSHAFT/LIFTER	YEARS	PART NO.	DESCRIPTION
1	(cont.) Performance Cam	70-68	CS-176R	w/O.A.I.; Pro-5000 Perf. Cam; 0.474" Exh. Valve Lift, 0.474" Int. Valve Lift, Hydraulic, (050) Duration at .050 Lobe Lift, 232 Exh., 232 Int., 113 Degrees Lobe Separation
1	Prelube		55-403 Std Only	1.5 oz. packet
1	Prelube		55-400 Std Only	4 oz. bottle; 1.5 oz. packet No. 55-403 also avail.
16	Lifter	71-68	HT-951 Std Only	Hyd.
16	Lifter, Bulk	71-68	HT-951B Std Only	Hyd.; Carton of 128
QTY	CAM KIT	YEARS	PART NO.	DESCRIPTION
1	Cam/Lifter Kit	71	KC-707	w/A/T; Hyd.; (1) 55-403B; (1) CS-707; (16) HT-951
1	Cam/Lifter Kit	70	KC-707	Exc. O.A.I.; w/A/T; Hyd.; (1) 55-403B; (1) CS-707; (16) HT-951
1	Cam/Lifter Kit	69-68	KC-707	Exc. O.A.I.; Hyd.; (1) 55-403B; (1) CS-707; (16) HT-951
1	Cam/Lifter/Timing Kit	71	KCT-707	w/A/T; Hyd.; (1) 55-403B; (1) CS-707; (16) HT-951; (1) KT3-498SA3
1	Cam/Lifter/Timing Kit	71	KCT-651	w/M/T; Hyd.; (1) 55-403B; (1) CS-651; (16) HT-951; (1) KT3-498SA3
1	Cam/Lifter/Timing Kit	70	KCT-707	Exc. O.A.I.; w/A/T; Hyd.; (1) 55-403B; (1) CS-707; (16) HT-951; (1) KT3-498SA3
1	Cam/Lifter/Timing Kit	69-68	KCT-707	Exc. O.A.I.; Hyd.; (1) 55-403B; (1) CS-707; (16) HT-951; (1) KT3-498SA3
1	Cam/Lifter/Timing Kit	69-68	KCT-651	Hyd.; (1) 55-403B; (1) CS-651; (16) HT-951; (1) KT3-498SA3
QTY	PUSH ROD	YEARS	PART NO.	DESCRIPTION
16	Push Rod	71-68	RP-3174 Std Only	VINTAGE; 8.2340" O.A.L.
16	Push Rod, Bulk	71-68	BRP-3174 Std Only	VINTAGE; Carton of 100; 8.2340" O.A.L.
QTY	ROCKER PARTS	YEARS	PART NO.	DESCRIPTION
8	Arm Assy.	71-68	R-856 Std Only	VINTAGE; Incl. 2-arms & 1-pivot assy.
8	Arm Assy., Bulk	71-68	R-856B Std Only	VINTAGE; Incl. 2-arms & 1-pivot assy.; Carton of 64
8	Arm	71-68	R-856A Std Only	VINTAGE
8	Bridge	71-68	MR-1840 Std Only	
8	Pivot	71-68	MR-1903 Std Only	
QTY	VALVE	YEARS	PART NO.	DESCRIPTION
8	Exhaust	71-68	V-1770 Std Only	VINTAGE; Exc. O.A.I.; 1.5620" Head Dia., 0.3422" Stem Dia., 4.7280" O.A.L.
8	Exhaust	71-68	V-1772 Std Only	w/O.A.I.; Chrome plated stem; 1.6240" Head Dia., 0.3422" Stem Dia., 4.6950" O.A.L.
8	Intake	71-68	V-1773 Std Only	VINTAGE; Exc. O.A.I.; 1.8760" Head Dia., 0.3425" Stem Dia., 4.7382" O.A.L.
8	Intake	71-68	V-1775 Std Only	VINTAGE; w/O.A.I.; 1.9920" Head Dia., 0.3430" Stem Dia., 4.7090" O.A.L.
QTY	VALVE GUIDE	YEARS	PART NO.	DESCRIPTION
16	Guide	71-68	VG-5038 Std Only	0.3430" ID, 2.1200" O.A.L
16	Guide, Bulk	71-68	VG-5038B Std Only	Carton of 50; 0.3430" ID, 2.1200" O.A.L
QTY	VALVE SPRING	YEARS	PART NO.	DESCRIPTION
8	Spring	71-68	VS-1618R Std Only	Loc. Exh.; Incl. damper; 1.9940" Free Height
8	Spring	71-68	VS-1618R Std Only	Loc. Int.; Incl. damper; 1.9940" Free Height
QTY	VALVE SEAL	YEARS	PART NO.	DESCRIPTION
8	Valve Stem Seal	71-68	MV-1819C Std Only	Loc. Int.; Umbrella type; (NYL) Nylon
16	Valve Stem Seal	71-68	ST-2001 Std Only	Positive type; Installation requires valve guide machining; (RBBTF) Rubber/PTFE
8	Valve Stem Seal Bulk	71-68	MV-1819 Std Only	Loc. Int.; Umbrella type; Carton of 50; (NYL) Nylon
16	Valve Stem Seal Bulk	71-68	ST-2001BC Std Only	Positive type; Installation requires valve guide machining; Carton of 100; (RBBTF) Rubber/PTFE
QTY	VALVE SEAT	YEARS	PART NO.	DESCRIPTION
8	Seat	71-68	245-1687-2 Std Only	Loc. Exh.; Exc. O.A.I.; 1.6925" OD, 1.4375" ID, 0.2160" Depth
8	Seat	71-68	245-1687-2N Std Only	Loc. Exh.; Exc. O.A.I.; Premium Material; 1.6925" OD, 1.4375" ID, 0.2160" Depth
8	Seat	71-68	245-1750-2 Std Only	Loc. Exh.; w/O.A.I.; 1.7550" OD, 1.5000" ID, 0.2160" Depth
8	Seat	71-68	245-1750-2N Std Only	Loc. Exh.; w/O.A.I.; Premium Material; 1.7550" OD, 1.5000" ID, 0.2160" Depth
8	Seat	71-68	245-2000-1 Std Only	Loc. Int.; Exc. O.A.I.; 2.0055" OD, 1.7500" ID, 0.2160" Depth
8	Seat	71-68	245-2125-2 Std Only	Loc. Int.; w/O.A.I.; 2.1305" OD, 1.8750" ID, 0.2480" Depth
QTY	VALVE, MISC	YEARS	PART NO.	DESCRIPTION
32	Keeper	71-68	VK-115A Std Only	1 groove; Square cut key groove; Carton pack 24
32	Keeper	71-68	VK-115 Std Only	1 groove; Square cut key groove; Carton pack 32
32	Keeper	71-68	VK-115R Std Only	1 groove; Square cut key groove; Hardened

VALVE TRAIN

VALVE TRAIN

(continued on next page)

GM Car (Incl. Buick, Cad., Chev., Olds., Pontiac)

350 5.7L (5733cc) OHV V8 (16 Valve) (Oldsmobile), 4.057" Bore (GMC Eng.), 4 Bbl. "Eng. Code QN" 257
1971-1968 (cont.)

QTY	VALVE, MISC (cont.)	YEARS	PART NO.	DESCRIPTION
32	Keeper, Bulk	71-68	VK-115B Std Only	1 groove; Square cut key groove; Carton of 1000
16	Spring Insert	71-68	259-303C Std Only	.015"; ID .703"; Carton of 100
16	Spring Insert	71-68	259-303B Std Only	.030"; ID .703"; Carton of 100
16	Spring Insert	71-68	259-303A Std Only	.060"; ID .703"; Carton of 100
16	Spring Insert	71-68	259-303ARS Std Only	.060"; ID .703"; Carton of 500
QTY	PISTON	YEARS	PART NO.	DESCRIPTION
8	Cast Piston	71-68	332AP Std-20-30-40-60	VINTAGE; Low comp.; Cast; .9804" Pin Dia.; 2 Rings 5/64 Groove, 1 Ring 3/16 Groove, 1.596 CD, Recessed Head .215 deep x 2.920 dia. - 7.9:1 C.R.
8	Cast Piston - Individual	71-68	W332AP Std-20-30-40-60	VINTAGE; Low comp.; Cast; .9804" Pin Dia.; 2 Rings 5/64 Groove, 1 Ring 3/16 Groove, 1.596 CD, Recessed Head .215 deep x 2.920 dia. - 7.9:1 C.R.
8	POWERFORGED	71-68	L-2320F Std-30	w/O.A.I.; Powerforged; 0.9804" Pin Dia.; 2 Rings 5/64 Groove, 1 Ring 3/16 Groove, 1.612 CD, Flat; DUROSHIELD® skirt coated piston
8	POWERFORGED	70-68	L-2321F 30 30	High comp.; 10.25:1 C.R.; Exc. O.A.I.; Powerforged; 0.9805" Pin Dia.; 2 Rings 5/64 Groove, 1.612 CD, .076 x 2.44" dia. dish; DUROSHIELD® skirt coated piston
8	POWERFORGED Piston-Individual	71-68	WL-2320F Std-30	w/O.A.I.; Powerforged; 0.9804" Pin Dia.; 2 Rings 5/64 Groove, 1 Ring 3/16 Groove, 1.612 CD, Flat; DUROSHIELD® skirt coated piston
8	POWERFORGED Piston-Individual	70-68	WL-2321F 30 30	High comp.; 10.25:1 C.R.; Exc. O.A.I.; Powerforged; 0.9805" Pin Dia.; 2 Rings 5/64 Groove, 1.612 CD, .076 x 2.44" dia. dish; DUROSHIELD® skirt coated piston
QTY	RINGS	YEARS	PART NO.	DESCRIPTION
1	Premium Set	71-68	E-297K Std-20-30-40-60	VINTAGE; 2-5/64, 1-3/16; Premium Moly
1	Standard Set	71-68	E-297X Std-30-40-60	VINTAGE; 2-5/64, 1-3/16; Iron
QTY	ENGINE BEARINGS	YEARS	PART NO.	DESCRIPTION
1	Main Set	71-68	4281M Std-1-10-20-30	3.824" max. flange OD
1	Rod Set	71-68	8-3045A Std-10-20-30-40	A-Series aluminum bearings
8	Rod Pair	71-68	3045A Std-1-10-20-30-40	A-Series aluminum bearings
1	Cam Set	71-68	1234M Std Only	VINTAGE; Babbitt material; Full round design
QTY	OIL PUMP	YEARS	PART NO.	DESCRIPTION
1	Oil Pump	71-68	224-41203	
1	Inter. Shaft	71-68	224-61203	
1	Screen Assy.	71-68	224-11203	5/8" inlet tube
1	Screen Assy.	71-68	224-11203V	Bolt-on 3/4" tube; Use w/224-41203V pump
QTY	GASKETS	YEARS	PART NO.	DESCRIPTION
1	Kit Gasket Set	71-68	260-1008	VINTAGE; Int. manifold gskt. not incl.; Premium valve stem seals incl.
1	Valley Pan Gasket Set	71-68	260-4010	VINTAGE
QTY	FREEZE PLUGS	YEARS	PART NO.	DESCRIPTION
1	Brass Block Plug Kit	71-68	381-8020	
1	Steel Block Plug Kit	71-68	381-4020	
1	Brass Deep Cup Freeze Plug	71-68	381-9002	1.500" Diameter, 0.375" Height
1	Steel Deep Cup Freeze Plug	71-68	381-3077	0.906" Diameter
1	Steel Deep Cup Freeze Plug	71-68	381-3133	1.500" Diameter, 0.375" Height
1	Steel Deep Cup Freeze Plug	71-68	381-3054	19/32" Diameter
1	Steel Deep Cup Freeze Plug	71-68	381-3131	2.094" Diameter

350 5.7L (5733cc) OHV V8 (16 Valve) (Oldsmobile), 4.057" Bore (GMC Eng.), 4 Bbl. "Eng. Code QO" 1971 258

QTY	TIMING	YEARS	PART NO.	DESCRIPTION
1	3 Piece Set	71	KT3-498SA3	(1) 222-498; (1) 223-348; (1) 223-349
1	Timing Set w/Gaskets	71	CTS-1005	
1	Timing Chain	71	222-498	48 Links
1	Crank Sprocket	71	223-349	18 Teeth
1	Cam Sprocket	71	223-348	36 Teeth
QTY	CAMSHAFT/LIFTER	YEARS	PART NO.	DESCRIPTION
1	Camshaft	71	CS-707	w/A/T; Hydraulic, (050) Duration at .050 Lobe Lift, 200 Exh., 187 Int., 109 Degrees Lobe Separation
1	Camshaft	71	CS-651	w/M/T; Hydraulic, (050) Duration at .050 Lobe Lift, 207 Exh., 194 Int., 109 Degrees Lobe Separation
1	Prelube		55-403 Std Only	1.5 oz. packet
1	Prelube		55-400 Std Only	4 oz. bottle; 1.5 oz. packet No. 55-403 also avail.
16	Lifter	71	HT-951 Std Only	Hyd.
16	Lifter, Bulk	71	HT-951B Std Only	Hyd.; Carton of 128

(continued on next page)

GM Car (Incl. Buick, Cad., Chev., Olds., Pontiac)

258 350 5.7L (5733cc) OHV V8 (16 Valve) (Oldsmobile), 4.057" Bore (GMC Eng.), 4 Bbl. "Eng. Code QO" 1971
(cont.)

QTY	CAM KIT	YEARS	PART NO.	DESCRIPTION
1	Cam/Lifter Kit	71	KC-707	w/A/T; Hyd.; (1) 55-403B; (1) CS-707; (16) HT-951
1	Cam/Lifter/Timing Kit	71	KCT-707	w/A/T; Hyd.; (1) 55-403B; (1) CS-707; (16) HT-951; (1) KT3-498SA3
1	Cam/Lifter/Timing Kit	71	KCT-651	w/M/T; Hyd.; (1) 55-403B; (1) CS-651; (16) HT-951; (1) KT3-498SA3
QTY	PUSH ROD	YEARS	PART NO.	DESCRIPTION
16	Push Rod	71	RP-3174 Std Only	VINTAGE; 8.2340" O.A.L.
16	Push Rod, Bulk	71	BRP-3174 Std Only	VINTAGE; Carton of 100; 8.2340" O.A.L.
QTY	ROCKER PARTS	YEARS	PART NO.	DESCRIPTION
8	Arm Assy.	71	R-856 Std Only	VINTAGE; Incl. 2-arms & 1-pivot assy.
8	Arm Assy., Bulk	71	R-856B Std Only	VINTAGE; Incl. 2-arms & 1-pivot assy.; Carton of 64
8	Arm	71	R-856A Std Only	VINTAGE
8	Bridge	71	MR-1840 Std Only	
8	Pivot	71	MR-1903 Std Only	
QTY	VALVE	YEARS	PART NO.	DESCRIPTION
8	Exhaust	71	V-1770 Std Only	VINTAGE; Exc. O.A.I.; 1.5620" Head Dia., 0.3422" Stem Dia., 4.7280" O.A.L.
8	Exhaust	71	V-1772 Std Only	w/O.A.I.; Chrome plated stem; 1.6240" Head Dia., 0.3422" Stem Dia., 4.6950" O.A.L.
8	Intake	71	V-1773 Std Only	VINTAGE; Exc. O.A.I.; 1.8760" Head Dia., 0.3425" Stem Dia., 4.7382" O.A.L.
8	Intake	71	V-1775 Std Only	VINTAGE; w/O.A.I.; 1.9920" Head Dia., 0.3430" Stem Dia., 4.7090" O.A.L.
QTY	VALVE GUIDE	YEARS	PART NO.	DESCRIPTION
16	Guide	71	VG-5038 Std Only	0.3430" ID, 2.1200" O.A.L
16	Guide, Bulk	71	VG-5038B Std Only	Carton of 50; 0.3430" ID, 2.1200" O.A.L
QTY	VALVE SPRING	YEARS	PART NO.	DESCRIPTION
8	Spring	71	VS-1618R Std Only	Loc. Exh.; Incl. damper; 1.9940" Free Height
8	Spring	71	VS-1618R Std Only	Loc. Int.; Incl. damper; 1.9940" Free Height
QTY	VALVE SEAL	YEARS	PART NO.	DESCRIPTION
8	Valve Stem Seal	71	MV-1819C Std Only	Loc. Int.; Umbrella type; (NYL) Nylon
16	Valve Stem Seal	71	ST-2001 Std Only	Positive type; Installation requires valve guide machining; (RBBTF) Rubber/PTFE
8	Valve Stem Seal Bulk	71	MV-1819 Std Only	Loc. Int.; Umbrella type; Carton of 50; (NYL) Nylon
16	Valve Stem Seal Bulk	71	ST-2001BC Std Only	Positive type; Installation requires valve guide machining; Carton of 100; (RBBTF) Rubber/PTFE
QTY	VALVE SEAT	YEARS	PART NO.	DESCRIPTION
8	Seat	71	245-1687-2 Std Only	Loc. Exh.; Exc. O.A.I.; 1.6925" OD, 1.4375" ID, 0.2160" Depth
8	Seat	71	245-1687-2N Std Only	Loc. Exh.; Exc. O.A.I.; Premium Material; 1.6925" OD, 1.4375" ID, 0.2160" Depth
8	Seat	71	245-1750-2 Std Only	Loc. Exh.; w/O.A.I.; 1.7550" OD, 1.5000" ID, 0.2160" Depth
8	Seat	71	245-1750-2N Std Only	Loc. Exh.; w/O.A.I.; Premium Material; 1.7550" OD, 1.5000" ID, 0.2160" Depth
8	Seat	71	245-2000-1 Std Only	Loc. Int.; Exc. O.A.I.; 2.0055" OD, 1.7500" ID, 0.2160" Depth
8	Seat	71	245-2125-2 Std Only	Loc. Int.; w/O.A.I.; 2.1305" OD, 1.8750" ID, 0.2480" Depth
QTY	VALVE, MISC	YEARS	PART NO.	DESCRIPTION
32	Keeper	71	VK-115A Std Only	1 groove; Square cut key groove; Carton pack 24
32	Keeper	71	VK-115 Std Only	1 groove; Square cut key groove; Carton pack 32
32	Keeper	71	VK-115R Std Only	1 groove; Square cut key groove; Hardened
32	Keeper, Bulk	71	VK-115B Std Only	1 groove; Square cut key groove; Carton of 1000
16	Spring Insert	71	259-303C Std Only	.015"; ID .703"; Carton of 100
16	Spring Insert	71	259-303B Std Only	.030"; ID .703"; Carton of 100
16	Spring Insert	71	259-303A Std Only	.060"; ID .703"; Carton of 100
16	Spring Insert	71	259-303ARS Std Only	.060"; ID .703"; Carton of 500
QTY	PISTON	YEARS	PART NO.	DESCRIPTION
8	Cast Piston	71	332AP Std-20-30-40-60	VINTAGE; Low comp.; Cast; .9804" Pin Dia.; 2 Rings 5/64 Groove, 1 Ring 3/16 Groove, 1.596 CD, Recessed Head .215 deep x 2.920 dia. - 7.9:1 C.R.
8	Cast Piston - Individual	71	W332AP Std-20-30-40-60	VINTAGE; Low comp.; Cast; .9804" Pin Dia.; 2 Rings 5/64 Groove, 1 Ring 3/16 Groove, 1.596 CD, Recessed Head .215 deep x 2.920 dia. - 7.9:1 C.R.
8	POWERFORGED	71	L-2320F Std-30	w/O.A.I.; Powerforged; 0.9804" Pin Dia.; 2 Rings 5/64 Groove, 1 Ring 3/16 Groove, 1.612 CD, Flat; DUROSHIELD® skirt coated piston
8	POWERFORGED Piston-Individual	71	WL-2320F Std-30	w/O.A.I.; Powerforged; 0.9804" Pin Dia.; 2 Rings 5/64 Groove, 1 Ring 3/16 Groove, 1.612 CD, Flat; DUROSHIELD® skirt coated piston

VALVE TRAIN

VALVE TRAIN

BLOCK

BLOCK

(continued on next page)

GM Car (Incl. Buick, Cad., Chev., Olds., Pontiac)

350 5.7L (5733cc) OHV V8 (16 Valve) (Oldsmobile), 4.057" Bore (GMC Eng.), 4 Bbl. "Eng. Code QO" 1971 258
(cont.)

	QTY	RINGS	YEARS	PART NO.	DESCRIPTION
BLOCK	1	Premium Set	71	E-297K Std-20-30-40-60	VINTAGE; 2-5/64, 1-3/16; Premium Moly
	1	Standard Set	71	E-297X Std-30-40-60	VINTAGE; 2-5/64, 1-3/16; Iron
	QTY	ENGINE BEARINGS	YEARS	PART NO.	DESCRIPTION
	1	Main Set	71	4281M Std-1-10-20-30	3.824" max. flange OD
	1	Rod Set	71	8-3045A Std-10-20-30-40	A-Series aluminum bearings
	8	Rod Pair	71	3045A Std-1-10-20-30-40	A-Series aluminum bearings
	1	Cam Set	71	1234M Std Only	VINTAGE; Babbitt material; Full round design
	QTY	OIL PUMP	YEARS	PART NO.	DESCRIPTION
	1	Oil Pump	71	224-41203	
	1	Inter. Shaft	71	224-61203	
1	Screen Assy.	71	224-11203	5/8" inlet tube	
1	Screen Assy.	71	224-11203V	Bolt-on 3/4" tube; Use w/224-41203V pump	
QTY	GASKETS	YEARS	PART NO.	DESCRIPTION	
1	Kit Gasket Set	71	260-1008	VINTAGE; Int. manifold gskt. not incl.; Premium valve stem seals incl.	
1	Valley Pan Gasket Set	71	260-4010	VINTAGE	
QTY	FREEZE PLUGS	YEARS	PART NO.	DESCRIPTION	
1	Brass Block Plug Kit	71	381-8020		
1	Steel Block Plug Kit	71	381-4020		
1	Brass Deep Cup Freeze Plug	71	381-9002	1.500" Diameter, 0.375" Height	
1	Steel Deep Cup Freeze Plug	71	381-3077	0.906" Diameter	
1	Steel Deep Cup Freeze Plug	71	381-3133	1.500" Diameter, 0.375" Height	
1	Steel Deep Cup Freeze Plug	71	381-3054	19/32" Diameter	
1	Steel Deep Cup Freeze Plug	71	381-3131	2.094" Diameter	

350 5.7L (5733cc) OHV V8 (16 Valve) (Oldsmobile), 4.057" Bore (GMC Eng.), 4 Bbl. "Eng. Code QP" 1971-1968 259

	QTY	TIMING	YEARS	PART NO.	DESCRIPTION
VALVE TRAIN	1	3 Piece Set	71-68	KT3-498SA3	(1) 222-498; (1) 223-348; (1) 223-349
	1	Timing Set w/Gaskets	71-68	CTS-1005	
	1	Timing Chain	71-68	222-498	48 Links
	1	Crank Sprocket	71-68	223-349	18 Teeth
	1	Cam Sprocket	71-68	223-348	36 Teeth
	QTY	CAMSHAFT/LIFTER	YEARS	PART NO.	DESCRIPTION
	1	Camshaft	71	CS-707	w/A/T; Hydraulic, (050) Duration at .050 Lobe Lift, 200 Exh., 187 Int., 109 Degrees Lobe Separation
	1	Camshaft	71	CS-651	w/M/T; Hydraulic, (050) Duration at .050 Lobe Lift, 207 Exh., 194 Int., 109 Degrees Lobe Separation
	1	Camshaft	70	CS-707	w/A/T; Exc. O.A.I.; Hydraulic, (050) Duration at .050 Lobe Lift, 200 Exh., 187 Int., 109 Degrees Lobe Separation
	1	Camshaft	69-68	CS-707	Exc. O.A.I.; Hydraulic, (050) Duration at .050 Lobe Lift, 200 Exh., 187 Int., 109 Degrees Lobe Separation
1	Camshaft	69-68	CS-651	Hydraulic, (050) Duration at .050 Lobe Lift, 207 Exh., 194 Int., 109 Degrees Lobe Separation	
1	Performance Cam	70-68	CS-176R	w/O.A.I.; Pro-5000 Perf. Cam; 0.474" Exh. Valve Lift, 0.474" Int. Valve Lift, Hydraulic, (050) Duration at .050 Lobe Lift, 232 Exh., 232 Int., 113 Degrees Lobe Separation	
1	Prelube		55-403 Std Only	1.5 oz. packet	
1	Prelube		55-400 Std Only	4 oz. bottle; 1.5 oz. packet No. 55-403 also avail.	
16	Lifter	71-68	HT-951 Std Only	Hyd.	
16	Lifter, Bulk	71-68	HT-951B Std Only	Hyd.; Carton of 128	
QTY	CAM KIT	YEARS	PART NO.	DESCRIPTION	
1	Cam/Lifter Kit	71	KC-707	w/A/T; Hyd.; (1) 55-403B; (1) CS-707; (16) HT-951	
1	Cam/Lifter Kit	70	KC-707	Exc. O.A.I.; w/A/T; Hyd.; (1) 55-403B; (1) CS-707; (16) HT-951	
1	Cam/Lifter Kit	69-68	KC-707	Exc. O.A.I.; Hyd.; (1) 55-403B; (1) CS-707; (16) HT-951	
1	Cam/Lifter/Timing Kit	71	KCT-707	w/A/T; Hyd.; (1) 55-403B; (1) CS-707; (16) HT-951; (1) KT3-498SA3	
1	Cam/Lifter/Timing Kit	71	KCT-651	w/M/T; Hyd.; (1) 55-403B; (1) CS-651; (16) HT-951; (1) KT3-498SA3	
1	Cam/Lifter/Timing Kit	70	KCT-707	Exc. O.A.I.; w/A/T; Hyd.; (1) 55-403B; (1) CS-707; (16) HT-951; (1) KT3-498SA3	
1	Cam/Lifter/Timing Kit	69-68	KCT-707	Exc. O.A.I.; Hyd.; (1) 55-403B; (1) CS-707; (16) HT-951; (1) KT3-498SA3	
1	Cam/Lifter/Timing Kit	69-68	KCT-651	Hyd.; (1) 55-403B; (1) CS-651; (16) HT-951; (1) KT3-498SA3	
QTY	PUSH ROD	YEARS	PART NO.	DESCRIPTION	
16	Push Rod	71-68	RP-3174 Std Only	VINTAGE; 8.2340" O.A.L.	

(continued on next page)

GM Car (Incl. Buick, Cad., Chev., Olds., Pontiac)

259 350 5.7L (5733cc) OHV V8 (16 Valve) (Oldsmobile), 4.057" Bore (GMC Eng.), 4 Bbl. "Eng. Code QP"
 (cont.) 1971-1968

QTY	PUSH ROD (cont.) Push Rod, Bulk	YEARS 71-68	PART NO. BRP-3174 Std Only	DESCRIPTION VINTAGE; Carton of 100; 8.2340" O.A.L.
QTY	ROCKER PARTS	YEARS	PART NO.	DESCRIPTION
8	Arm Assy.	71-68	R-856 Std Only	VINTAGE; Incl. 2-arms & 1-pivot assy.
8	Arm Assy., Bulk	71-68	R-856B Std Only	VINTAGE; Incl. 2-arms & 1-pivot assy.; Carton of 64
8	Arm	71-68	R-856A Std Only	VINTAGE
8	Bridge	71-68	MR-1840 Std Only	
8	Pivot	71-68	MR-1903 Std Only	
QTY	VALVE	YEARS	PART NO.	DESCRIPTION
8	Exhaust	71-68	V-1770 Std Only	VINTAGE; Exc. O.A.I.; 1.5620" Head Dia., 0.3422" Stem Dia., 4.7280" O.A.L.
8	Exhaust	71-68	V-1772 Std Only	w/O.A.I.; Chrome plated stem; 1.6240" Head Dia., 0.3422" Stem Dia., 4.6950" O.A.L.
8	Intake	71-68	V-1773 Std Only	VINTAGE; Exc. O.A.I.; 1.8760" Head Dia., 0.3425" Stem Dia., 4.7382" O.A.L.
8	Intake	71-68	V-1775 Std Only	VINTAGE; w/O.A.I.; 1.9920" Head Dia., 0.3430" Stem Dia., 4.7090" O.A.L.
QTY	VALVE GUIDE	YEARS	PART NO.	DESCRIPTION
16	Guide	71-68	VG-5038 Std Only	0.3430" ID, 2.1200" O.A.L
16	Guide, Bulk	71-68	VG-5038B Std Only	Carton of 50; 0.3430" ID, 2.1200" O.A.L
QTY	VALVE SPRING	YEARS	PART NO.	DESCRIPTION
8	Spring	71-68	VS-1618R Std Only	Loc. Exh.; Incl. damper; 1.9940" Free Height
8	Spring	71-68	VS-1618R Std Only	Loc. Int.; Incl. damper; 1.9940" Free Height
QTY	VALVE SEAL	YEARS	PART NO.	DESCRIPTION
8	Valve Stem Seal	71-68	MV-1819C Std Only	Loc. Int.; Umbrella type; (NYL) Nylon
16	Valve Stem Seal	71-68	ST-2001 Std Only	Positive type; Installation requires valve guide machining; (RBBTF) Rubber/PTFE
8	Valve Stem Seal Bulk	71-68	MV-1819 Std Only	Loc. Int.; Umbrella type; Carton of 50; (NYL) Nylon
16	Valve Stem Seal Bulk	71-68	ST-2001BC Std Only	Positive type; Installation requires valve guide machining; Carton of 100; (RBBTF) Rubber/PTFE
QTY	VALVE SEAT	YEARS	PART NO.	DESCRIPTION
8	Seat	71-68	245-1687-2 Std Only	Loc. Exh.; Exc. O.A.I.; 1.6925" OD, 1.4375" ID, 0.2160" Depth
8	Seat	71-68	245-1687-2N Std Only	Loc. Exh.; Exc. O.A.I.; Premium Material; 1.6925" OD, 1.4375" ID, 0.2160" Depth
8	Seat	71-68	245-1750-2 Std Only	Loc. Exh.; w/O.A.I.; 1.7550" OD, 1.5000" ID, 0.2160" Depth
8	Seat	71-68	245-1750-2N Std Only	Loc. Exh.; w/O.A.I.; Premium Material; 1.7550" OD, 1.5000" ID, 0.2160" Depth
8	Seat	71-68	245-2000-1 Std Only	Loc. Int.; Exc. O.A.I.; 2.0055" OD, 1.7500" ID, 0.2160" Depth
8	Seat	71-68	245-2125-2 Std Only	Loc. Int.; w/O.A.I.; 2.1305" OD, 1.8750" ID, 0.2480" Depth
QTY	VALVE, MISC	YEARS	PART NO.	DESCRIPTION
32	Keeper	71-68	VK-115A Std Only	1 groove; Square cut key groove; Carton pack 24
32	Keeper	71-68	VK-115 Std Only	1 groove; Square cut key groove; Carton pack 32
32	Keeper	71-68	VK-115R Std Only	1 groove; Square cut key groove; Hardened
32	Keeper, Bulk	71-68	VK-115B Std Only	1 groove; Square cut key groove; Carton of 1000
16	Spring Insert	71-68	259-303C Std Only	.015"; ID .703"; Carton of 100
16	Spring Insert	71-68	259-303B Std Only	.030"; ID .703"; Carton of 100
16	Spring Insert	71-68	259-303A Std Only	.060"; ID .703"; Carton of 100
16	Spring Insert	71-68	259-303ARS Std Only	.060"; ID .703"; Carton of 500
QTY	PISTON	YEARS	PART NO.	DESCRIPTION
8	Cast Piston	71-68	332AP Std-20-30-40-60	VINTAGE; Low comp.; Cast; .9804" Pin Dia.; 2 Rings 5/64 Groove, 1 Ring 3/16 Groove, 1.596 CD, Recessed Head .215 deep x 2.920 dia. - 7.9:1 C.R.
8	Cast Piston - Individual	71-68	W332AP Std-20-30-40-60	VINTAGE; Low comp.; Cast; .9804" Pin Dia.; 2 Rings 5/64 Groove, 1 Ring 3/16 Groove, 1.596 CD, Recessed Head .215 deep x 2.920 dia. - 7.9:1 C.R.
8	POWERFORGED	71-68	L-2320F Std-30	w/O.A.I.; Powerforged; 0.9804" Pin Dia.; 2 Rings 5/64 Groove, 1 Ring 3/16 Groove, 1.612 CD, Flat; DUROSHIELD® skirt coated piston
8	POWERFORGED	70-68	L-2321F 30 30	High comp.; 10.25:1 C.R.; Exc. O.A.I.; Powerforged; 0.9805" Pin Dia.; 2 Rings 5/64 Groove, 1 Ring 3/16 Groove, 1.612 CD, .076 x 2.44" dia. dish; DUROSHIELD® skirt coated piston
8	POWERFORGED Piston-Individual	71-68	WL-2320F Std-30	w/O.A.I.; Powerforged; 0.9804" Pin Dia.; 2 Rings 5/64 Groove, 1 Ring 3/16 Groove, 1.612 CD, Flat; DUROSHIELD® skirt coated piston
8	POWERFORGED Piston-Individual	70-68	WL-2321F 30 30	High comp.; 10.25:1 C.R.; Exc. O.A.I.; Powerforged; 0.9805" Pin Dia.; 2 Rings 5/64 Groove, 1 Ring 3/16 Groove, 1.612 CD, .076 x 2.44" dia. dish; DUROSHIELD® skirt coated piston

VALVE TRAIN

VALVE TRAIN

BLOCK

BLOCK

(continued on next page)

GM Car (Incl. Buick, Cad., Chev., Olds., Pontiac)

350 5.7L (5733cc) OHV V8 (16 Valve) (Oldsmobile), 4.057" Bore (GMC Eng.), 4 Bbl. "Eng. Code QP" 259
 1971-1968 (cont.)

BLOCK	QTY	RINGS	YEARS	PART NO.	DESCRIPTION	BLOCK
	1	Premium Set	71-68	E-297K Std-20-30-40-60	VINTAGE; 2-5/64, 1-3/16; Premium Moly	
	1	Standard Set	71-68	E-297X Std-30-40-60	VINTAGE; 2-5/64, 1-3/16; Iron	
BLOCK	QTY	ENGINE BEARINGS	YEARS	PART NO.	DESCRIPTION	BLOCK
	1	Main Set	71-68	4281M Std-1-10-20-30	3.824" max. flange OD	
	1	Rod Set	71-68	8-3045A Std-10-20-30-40	A-Series aluminum bearings	
	8	Rod Pair	71-68	3045A Std-1-10-20-30-40	A-Series aluminum bearings	
	1	Cam Set	71-68	1234M Std Only	VINTAGE; Babbitt material; Full round design	
BLOCK	QTY	OIL PUMP	YEARS	PART NO.	DESCRIPTION	BLOCK
	1	Oil Pump	71-68	224-41203		
	1	Inter. Shaft	71-68	224-61203		
	1	Screen Assy.	71-68	224-11203	5/8" inlet tube	
	1	Screen Assy.	71-68	224-11203V	Bolt-on 3/4" tube; Use w/224-41203V pump	
BLOCK	QTY	GASKETS	YEARS	PART NO.	DESCRIPTION	BLOCK
	1	Kit Gasket Set	71-68	260-1008	VINTAGE; Int. manifold gskt. not incl.; Premium valve stem seals incl.	
	1	Valley Pan Gasket Set	71-68	260-4010	VINTAGE	
BLOCK	QTY	FREEZE PLUGS	YEARS	PART NO.	DESCRIPTION	BLOCK
	1	Brass Block Plug Kit	71-68	381-8020		
	1	Steel Block Plug Kit	71-68	381-4020		
	1	Brass Deep Cup Freeze Plug	71-68	381-9002	1.500" Diameter, 0.375" Height	
	1	Steel Deep Cup Freeze Plug	71-68	381-3077	0.906" Diameter	
	1	Steel Deep Cup Freeze Plug	71-68	381-3133	1.500" Diameter, 0.375" Height	
	1	Steel Deep Cup Freeze Plug	71-68	381-3054	19/32" Diameter	
	1	Steel Deep Cup Freeze Plug	71-68	381-3131	2.094" Diameter	

350 5.7L (5733cc) OHV V8 (16 Valve) (Oldsmobile), 4.057" Bore (GMC Eng.), 4 Bbl. "Eng. Code QV" 260
 1970-1968

VALVE TRAIN	QTY	TIMING	YEARS	PART NO.	DESCRIPTION	VALVE TRAIN
	1	3 Piece Set	70-68	KT3-498SA3	(1) 222-498; (1) 223-348; (1) 223-349	
	1	Timing Set w/Gaskets	70-68	CTS-1005		
	1	Timing Chain	70-68	222-498	48 Links	
	1	Crank Sprocket	70-68	223-349	18 Teeth	
	1	Cam Sprocket	70-68	223-348	36 Teeth	
VALVE TRAIN	QTY	CAMSHAFT/LIFTER	YEARS	PART NO.	DESCRIPTION	VALVE TRAIN
	1	Camshaft	70	CS-707	w/A/T; Exc. O.A.I.; Hydraulic, (050) Duration at .050 Lobe Lift, 200 Exh., 187 Int., 109 Degrees Lobe Separation	
	1	Camshaft	69-68	CS-707	Exc. O.A.I.; Hydraulic, (050) Duration at .050 Lobe Lift, 200 Exh., 187 Int., 109 Degrees Lobe Separation	
	1	Camshaft	69-68	CS-651	Hydraulic, (050) Duration at .050 Lobe Lift, 207 Exh., 194 Int., 109 Degrees Lobe Separation	
	1	Performance Cam	70-68	CS-176R	w/O.A.I.; Pro-5000 Perf. Cam; 0.474" Exh. Valve Lift, 0.474" Int. Valve Lift, Hydraulic, (050) Duration at .050 Lobe Lift, 232 Exh., 232 Int., 113 Degrees Lobe Separation	
	1	Prelube		55-403 Std Only	1.5 oz. packet	
	1	Prelube		55-400 Std Only	4 oz. bottle; 1.5 oz. packet No. 55-403 also avail.	
	16	Lifter	70-68	HT-951 Std Only	Hyd.	
	16	Lifter, Bulk	70-68	HT-951B Std Only	Hyd.; Carton of 128	
VALVE TRAIN	QTY	CAM KIT	YEARS	PART NO.	DESCRIPTION	VALVE TRAIN
	1	Cam/Lifter Kit	70	KC-707	Exc. O.A.I.; w/A/T; Hyd.; (1) 55-403B; (1) CS-707; (16) HT-951	
	1	Cam/Lifter Kit	69-68	KC-707	Exc. O.A.I.; Hyd.; (1) 55-403B; (1) CS-707; (16) HT-951	
	1	Cam/Lifter/Timing Kit	70	KCT-707	Exc. O.A.I.; w/A/T; Hyd.; (1) 55-403B; (1) CS-707; (16) HT-951; (1) KT3-498SA3	
	1	Cam/Lifter/Timing Kit	69-68	KCT-707	Exc. O.A.I.; Hyd.; (1) 55-403B; (1) CS-707; (16) HT-951; (1) KT3-498SA3	
	1	Cam/Lifter/Timing Kit	69-68	KCT-651	Hyd.; (1) 55-403B; (1) CS-651; (16) HT-951; (1) KT3-498SA3	
VALVE TRAIN	QTY	PUSH ROD	YEARS	PART NO.	DESCRIPTION	VALVE TRAIN
	16	Push Rod	70-68	RP-3174 Std Only	VINTAGE; 8.2340" O.A.L.	
	16	Push Rod, Bulk	70-68	BRP-3174 Std Only	VINTAGE; Carton of 100; 8.2340" O.A.L.	
VALVE TRAIN	QTY	ROCKER PARTS	YEARS	PART NO.	DESCRIPTION	VALVE TRAIN
	8	Arm Assy.	70-68	R-856 Std Only	VINTAGE; Incl. 2-arms & 1-pivot assy.	
	8	Arm Assy., Bulk	70-68	R-856B Std Only	VINTAGE; Incl. 2-arms & 1-pivot assy.; Carton of 64	
	8	Arm	70-68	R-856A Std Only	VINTAGE	
	8	Bridge	70-68	MR-1840 Std Only		
	8	Pivot	70-68	MR-1903 Std Only		

(continued on next page)

GM Car (Incl. Buick, Cad., Chev., Olds., Pontiac)

260 350 5.7L (5733cc) OHV V8 (16 Valve) (Oldsmobile), 4.057" Bore (GMC Eng.), 4 Bbl. "Eng. Code QV"
 (cont.) 1970-1968

QTY	VALVE	YEARS	PART NO.	DESCRIPTION
8	Exhaust	70-68	V-1770 Std Only	VINTAGE; Exc. O.A.I.; 1.5620" Head Dia., 0.3422" Stem Dia., 4.7280" O.A.L.
8	Exhaust	70-68	V-1772 Std Only	w/O.A.I.; Chrome plated stem; 1.6240" Head Dia., 0.3422" Stem Dia., 4.6950" O.A.L.
8	Intake	70-68	V-1773 Std Only	VINTAGE; Exc. O.A.I.; 1.8760" Head Dia., 0.3425" Stem Dia., 4.7382" O.A.L.
8	Intake	70-68	V-1775 Std Only	VINTAGE; w/O.A.I.; 1.9920" Head Dia., 0.3430" Stem Dia., 4.7090" O.A.L.
QTY	VALVE GUIDE	YEARS	PART NO.	DESCRIPTION
16	Guide	70-68	VG-5038 Std Only	0.3430" ID, 2.1200" O.A.L
16	Guide, Bulk	70-68	VG-5038B Std Only	Carton of 50; 0.3430" ID, 2.1200" O.A.L
QTY	VALVE SPRING	YEARS	PART NO.	DESCRIPTION
8	Spring	70-68	VS-1618R Std Only	Loc. Exh.; Incl. damper; 1.9940" Free Height
8	Spring	70-68	VS-1618R Std Only	Loc. Int.; Incl. damper; 1.9940" Free Height
QTY	VALVE SEAL	YEARS	PART NO.	DESCRIPTION
8	Valve Stem Seal	70-68	MV-1819C Std Only	Loc. Int.; Umbrella type; (NYL) Nylon
16	Valve Stem Seal	70-68	ST-2001 Std Only	Positive type; Installation requires valve guide machining; (RBBTF) Rubber/PTFE
8	Valve Stem Seal Bulk	70-68	MV-1819 Std Only	Loc. Int.; Umbrella type; Carton of 50; (NYL) Nylon
16	Valve Stem Seal Bulk	70-68	ST-2001BC Std Only	Positive type; Installation requires valve guide machining; Carton of 100; (RBBTF) Rubber/PTFE
QTY	VALVE SEAT	YEARS	PART NO.	DESCRIPTION
8	Seat	70-68	245-1687-2 Std Only	Loc. Exh.; Exc. O.A.I.; 1.6925" OD, 1.4375" ID, 0.2160" Depth
8	Seat	70-68	245-1687-2N Std Only	Loc. Exh.; Exc. O.A.I.; Premium Material; 1.6925" OD, 1.4375" ID, 0.2160" Depth
8	Seat	70-68	245-1750-2 Std Only	Loc. Exh.; w/O.A.I.; 1.7550" OD, 1.5000" ID, 0.2160" Depth
8	Seat	70-68	245-1750-2N Std Only	Loc. Exh.; w/O.A.I.; Premium Material; 1.7550" OD, 1.5000" ID, 0.2160" Depth
8	Seat	70-68	245-2000-1 Std Only	Loc. Int.; Exc. O.A.I.; 2.0055" OD, 1.7500" ID, 0.2160" Depth
8	Seat	70-68	245-2125-2 Std Only	Loc. Int.; w/O.A.I.; 2.1305" OD, 1.8750" ID, 0.2480" Depth
QTY	VALVE, MISC	YEARS	PART NO.	DESCRIPTION
32	Keeper	70-68	VK-115A Std Only	1 groove; Square cut key groove; Carton pack 24
32	Keeper	70-68	VK-115 Std Only	1 groove; Square cut key groove; Carton pack 32
32	Keeper	70-68	VK-115R Std Only	1 groove; Square cut key groove; Hardened
32	Keeper, Bulk	70-68	VK-115B Std Only	1 groove; Square cut key groove; Carton of 1000
16	Spring Insert	70-68	259-303C Std Only	.015"; ID .703"; Carton of 100
16	Spring Insert	70-68	259-303B Std Only	.030"; ID .703"; Carton of 100
16	Spring Insert	70-68	259-303A Std Only	.060"; ID .703"; Carton of 100
16	Spring Insert	70-68	259-303ARS Std Only	.060"; ID .703"; Carton of 500
QTY	PISTON	YEARS	PART NO.	DESCRIPTION
8	Cast Piston	70-68	332AP Std-20-30-40-60	VINTAGE; Low comp.; Cast; .9804" Pin Dia.; 2 Rings 5/64 Groove, 1 Ring 3/16 Groove, 1.596 CD, Recessed Head .215 deep x 2.920 dia. - 7.9:1 C.R.
8	Cast Piston - Individual	70-68	W332AP Std-20-30-40-60	VINTAGE; Low comp.; Cast; .9804" Pin Dia.; 2 Rings 5/64 Groove, 1 Ring 3/16 Groove, 1.596 CD, Recessed Head .215 deep x 2.920 dia. - 7.9:1 C.R.
8	POWERFORGED	70-68	L-2321F 30 30	High comp.; 10.25:1 C.R.; Exc. O.A.I.; Powerforged; 0.9805" Pin Dia.; 2 Rings 5/64 Groove, 1 Ring 3/16 Groove, 1.612 CD, .076 x 2.44" dia. dish; DUROSHIELD® skirt coated piston
8	POWERFORGED	70-68	L-2320F Std-30	w/O.A.I.; Powerforged; 0.9804" Pin Dia.; 2 Rings 5/64 Groove, 1 Ring 3/16 Groove, 1.612 CD, Flat; DUROSHIELD® skirt coated piston
8	POWERFORGED Piston-Individual	70-68	WL-2321F 30 30	High comp.; 10.25:1 C.R.; Exc. O.A.I.; Powerforged; 0.9805" Pin Dia.; 2 Rings 5/64 Groove, 1 Ring 3/16 Groove, 1.612 CD, .076 x 2.44" dia. dish; DUROSHIELD® skirt coated piston
8	POWERFORGED Piston-Individual	70-68	WL-2320F Std-30	w/O.A.I.; Powerforged; 0.9804" Pin Dia.; 2 Rings 5/64 Groove, 1 Ring 3/16 Groove, 1.612 CD, Flat; DUROSHIELD® skirt coated piston
QTY	RINGS	YEARS	PART NO.	DESCRIPTION
1	Premium Set	70-68	E-297K Std-20-30-40-60	VINTAGE; 2-5/64, 1-3/16; Premium Moly
1	Standard Set	70-68	E-297X Std-30-40-60	VINTAGE; 2-5/64, 1-3/16; Iron
QTY	ENGINE BEARINGS	YEARS	PART NO.	DESCRIPTION
1	Main Set	70-68	4281M Std-1-10-20-30	3.824" max. flange OD
1	Rod Set	70-68	8-3045A Std-10-20-30-40	A-Series aluminum bearings
8	Rod Pair	70-68	3045A Std-1-10-20-30-40	A-Series aluminum bearings
1	Cam Set	70-68	1234M Std Only	VINTAGE; Babbitt material; Full round design

VALVE TRAIN

VALVE TRAIN

BLOCK

BLOCK

(continued on next page)

GM Car (Incl. Buick, Cad., Chev., Olds., Pontiac)

350 5.7L (5733cc) OHV V8 (16 Valve) (Oldsmobile), 4.057" Bore (GMC Eng.), 4 Bbl. "Eng. Code QV" 260
 1970-1968 (cont.)

	QTY	OIL PUMP	YEARS	PART NO.	DESCRIPTION	
BLOCK	1	Oil Pump	70-68	224-41203		
	1	Inter. Shaft	70-68	224-61203		
	1	Screen Assy.	70-68	224-11203	5/8" inlet tube	
	1	Screen Assy.	70-68	224-11203V	Bolt-on 3/4" tube; Use w/224-41203V pump	
		QTY	GASKETS	YEARS	PART NO.	DESCRIPTION
	1	Kit Gasket Set	70-68	260-1008	VINTAGE; Int. manifold gskt. not incl.; Premium valve stem seals incl.	
	1	Valley Pan Gasket Set	70-68	260-4010	VINTAGE	
		QTY	FREEZE PLUGS	YEARS	PART NO.	DESCRIPTION
	1	Brass Block Plug Kit	70-68	381-8020		
	1	Steel Block Plug Kit	70-68	381-4020		
1	Brass Deep Cup Freeze Plug	70-68	381-9002	1.500" Diameter, 0.375" Height		
1	Steel Deep Cup Freeze Plug	70-68	381-3077	0.906" Diameter		
1	Steel Deep Cup Freeze Plug	70-68	381-3133	1.500" Diameter, 0.375" Height		
1	Steel Deep Cup Freeze Plug	70-68	381-3054	19/32" Diameter		
1	Steel Deep Cup Freeze Plug	70-68	381-3131	2.094" Diameter		

350 5.7L (5733cc) OHV V8 (16 Valve) (Oldsmobile), 4.057" Bore (GMC Eng.), 4 Bbl. "Eng. Code QW" 1968 261

VALVE TRAIN	QTY	TIMING	YEARS	PART NO.	DESCRIPTION	
	1	3 Piece Set	68	KT3-498SA3	(1) 222-498; (1) 223-348; (1) 223-349	
	1	Timing Set w/Gaskets	68	CTS-1005		
	1	Timing Chain	68	222-498	48 Links	
	1	Crank Sprocket	68	223-349	18 Teeth	
	1	Cam Sprocket	68	223-348	36 Teeth	
		QTY	CAMSHAFT/LIFTER	YEARS	PART NO.	DESCRIPTION
	1	Camshaft	68	CS-707	Exc. O.A.I.; Hydraulic, (050) Duration at .050 Lobe Lift, 200 Exh., 187 Int., 109 Degrees Lobe Separation	
	1	Camshaft	68	CS-651	Hydraulic, (050) Duration at .050 Lobe Lift, 207 Exh., 194 Int., 109 Degrees Lobe Separation	
	1	Performance Cam	68	CS-176R	w/O.A.I.; Pro-5000 Perf. Cam; 0.474" Exh. Valve Lift, 0.474" Int. Valve Lift, Hydraulic, (050) Duration at .050 Lobe Lift, 232 Exh., 232 Int., 113 Degrees Lobe Separation	
1	Prelube		55-403 Std Only	1.5 oz. packet		
1	Prelube		55-400 Std Only	4 oz. bottle; 1.5 oz. packet No. 55-403 also avail.		
16	Lifter	68	HT-951 Std Only	Hyd.		
16	Lifter, Bulk	68	HT-951B Std Only	Hyd.; Carton of 128		
	QTY	CAM KIT	YEARS	PART NO.	DESCRIPTION	
1	Cam/Lifter Kit	68	KC-707	Exc. O.A.I.; Hyd.; (1) 55-403B; (1) CS-707; (16) HT-951		
1	Cam/Lifter/Timing Kit	68	KCT-707	Exc. O.A.I.; Hyd.; (1) 55-403B; (1) CS-707; (16) HT-951; (1) KT3-498SA3		
1	Cam/Lifter/Timing Kit	68	KCT-651	Hyd.; (1) 55-403B; (1) CS-651; (16) HT-951; (1) KT3-498SA3		
	QTY	PUSH ROD	YEARS	PART NO.	DESCRIPTION	
16	Push Rod	68	RP-3174 Std Only	VINTAGE; 8.2340" O.A.L.		
16	Push Rod, Bulk	68	BRP-3174 Std Only	VINTAGE; Carton of 100; 8.2340" O.A.L.		
	QTY	ROCKER PARTS	YEARS	PART NO.	DESCRIPTION	
8	Arm Assy.	68	R-856 Std Only	VINTAGE; Incl. 2-arms & 1-pivot assy.		
8	Arm Assy., Bulk	68	R-856B Std Only	VINTAGE; Incl. 2-arms & 1-pivot assy.; Carton of 64		
8	Arm	68	R-856A Std Only	VINTAGE		
8	Bridge	68	MR-1840 Std Only			
8	Pivot	68	MR-1903 Std Only			
	QTY	VALVE	YEARS	PART NO.	DESCRIPTION	
8	Exhaust	68	V-1770 Std Only	VINTAGE; Exc. O.A.I.; 1.5620" Head Dia., 0.3422" Stem Dia., 4.7280" O.A.L.		
8	Exhaust	68	V-1772 Std Only	w/O.A.I.; Chrome plated stem; 1.6240" Head Dia., 0.3422" Stem Dia., 4.6950" O.A.L.		
8	Intake	68	V-1773 Std Only	VINTAGE; Exc. O.A.I.; 1.8760" Head Dia., 0.3425" Stem Dia., 4.7382" O.A.L.		
8	Intake	68	V-1775 Std Only	VINTAGE; w/O.A.I.; 1.9920" Head Dia., 0.3430" Stem Dia., 4.7090" O.A.L.		
	QTY	VALVE GUIDE	YEARS	PART NO.	DESCRIPTION	
16	Guide	68	VG-5038 Std Only	0.3430" ID, 2.1200" O.A.L		
16	Guide, Bulk	68	VG-5038B Std Only	Carton of 50; 0.3430" ID, 2.1200" O.A.L		
	QTY	VALVE SPRING	YEARS	PART NO.	DESCRIPTION	
8	Spring	68	VS-1618R Std Only	Loc. Exh.; Incl. damper; 1.9940" Free Height		
8	Spring	68	VS-1618R Std Only	Loc. Int.; Incl. damper; 1.9940" Free Height		

(continued on next page)

GM Car (Incl. Buick, Cad., Chev., Olds., Pontiac)

261 350 5.7L (5733cc) OHV V8 (16 Valve) (Oldsmobile), 4.057" Bore (GMC Eng.), 4 Bbl. "Eng. Code QW" 1968
(cont.)

QTY	VALVE SEAL	YEARS	PART NO.	DESCRIPTION
8	Valve Stem Seal	68	MV-1819C Std Only	Loc. Int.; Umbrella type; (NYL) Nylon
16	Valve Stem Seal	68	ST-2001 Std Only	Positive type; Installation requires valve guide machining; (RBBTF) Rubber/PTFE
8	Valve Stem Seal Bulk	68	MV-1819 Std Only	Loc. Int.; Umbrella type; Carton of 50; (NYL) Nylon
16	Valve Stem Seal Bulk	68	ST-2001BC Std Only	Positive type; Installation requires valve guide machining; Carton of 100; (RBBTF) Rubber/PTFE
QTY	VALVE SEAT	YEARS	PART NO.	DESCRIPTION
8	Seat	68	245-1687-2 Std Only	Loc. Exh.; Exc. O.A.I.; 1.6925" OD, 1.4375" ID, 0.2160" Depth
8	Seat	68	245-1687-2N Std Only	Loc. Exh.; Exc. O.A.I.; Premium Material; 1.6925" OD, 1.4375" ID, 0.2160" Depth
8	Seat	68	245-1750-2 Std Only	Loc. Exh.; w/O.A.I.; 1.7550" OD, 1.5000" ID, 0.2160" Depth
8	Seat	68	245-1750-2N Std Only	Loc. Exh.; w/O.A.I.; Premium Material; 1.7550" OD, 1.5000" ID, 0.2160" Depth
8	Seat	68	245-2000-1 Std Only	Loc. Int.; Exc. O.A.I.; 2.0055" OD, 1.7500" ID, 0.2160" Depth
8	Seat	68	245-2125-2 Std Only	Loc. Int.; w/O.A.I.; 2.1305" OD, 1.8750" ID, 0.2480" Depth
QTY	VALVE, MISC	YEARS	PART NO.	DESCRIPTION
32	Keeper	68	VK-115A Std Only	1 groove; Square cut key groove; Carton pack 24
32	Keeper	68	VK-115 Std Only	1 groove; Square cut key groove; Carton pack 32
32	Keeper	68	VK-115R Std Only	1 groove; Square cut key groove; Hardened
32	Keeper, Bulk	68	VK-115B Std Only	1 groove; Square cut key groove; Carton of 1000
16	Spring Insert	68	259-303C Std Only	.015"; ID .703"; Carton of 100
16	Spring Insert	68	259-303B Std Only	.030"; ID .703"; Carton of 100
16	Spring Insert	68	259-303A Std Only	.060"; ID .703"; Carton of 100
16	Spring Insert	68	259-303ARS Std Only	.060"; ID .703"; Carton of 500
QTY	PISTON	YEARS	PART NO.	DESCRIPTION
8	Cast Piston	68	332AP Std-20-30-40-60	VINTAGE; Low comp.; Cast; .9804" Pin Dia.; 2 Rings 5/64 Groove, 1 Ring 3/16 Groove, 1.596 CD, Recessed Head .215 deep x 2.920 dia. - 7.9:1 C.R.
8	Cast Piston - Individual	68	W332AP Std-20-30-40-60	VINTAGE; Low comp.; Cast; .9804" Pin Dia.; 2 Rings 5/64 Groove, 1 Ring 3/16 Groove, 1.596 CD, Recessed Head .215 deep x 2.920 dia. - 7.9:1 C.R.
8	POWERFORGED	68	L-2321F 30 30	High comp.; 10.25:1 C.R.; Exc. O.A.I.; Powerforged; 0.9805" Pin Dia.; 2 Rings 5/64 Groove, 1 Ring 3/16 Groove, 1.612 CD, .076 x 2.44" dia. dish; DUROSHIELD® skirt coated piston
8	POWERFORGED	68	L-2320F Std-30	w/O.A.I.; Powerforged; 0.9804" Pin Dia.; 2 Rings 5/64 Groove, 1 Ring 3/16 Groove, 1.612 CD, Flat; DUROSHIELD® skirt coated piston
8	POWERFORGED Piston-Individual	68	WL-2321F 30 30	High comp.; 10.25:1 C.R.; Exc. O.A.I.; Powerforged; 0.9805" Pin Dia.; 2 Rings 5/64 Groove, 1 Ring 3/16 Groove, 1.612 CD, .076 x 2.44" dia. dish; DUROSHIELD® skirt coated piston
8	POWERFORGED Piston-Individual	68	WL-2320F Std-30	w/O.A.I.; Powerforged; 0.9804" Pin Dia.; 2 Rings 5/64 Groove, 1 Ring 3/16 Groove, 1.612 CD, Flat; DUROSHIELD® skirt coated piston
QTY	RINGS	YEARS	PART NO.	DESCRIPTION
1	Premium Set	68	E-297K Std-20-30-40-60	VINTAGE; 2-5/64, 1-3/16; Premium Moly
1	Standard Set	68	E-297X Std-30-40-60	VINTAGE; 2-5/64, 1-3/16; Iron
QTY	ENGINE BEARINGS	YEARS	PART NO.	DESCRIPTION
1	Main Set	68	4281M Std-1-10-20-30	3.824" max. flange OD
1	Rod Set	68	8-3045A Std-10-20-30-40	A-Series aluminum bearings
8	Rod Pair	68	3045A Std-1-10-20-30-40	A-Series aluminum bearings
1	Cam Set	68	1234M Std Only	VINTAGE; Babbitt material; Full round design
QTY	OIL PUMP	YEARS	PART NO.	DESCRIPTION
1	Oil Pump	68	224-41203	
1	Inter. Shaft	68	224-61203	
1	Screen Assy.	68	224-11203	5/8" inlet tube
1	Screen Assy.	68	224-11203V	Bolt-on 3/4" tube; Use w/224-41203V pump
QTY	GASKETS	YEARS	PART NO.	DESCRIPTION
1	Kit Gasket Set	68	260-1008	VINTAGE; Int. manifold gskt. not incl.; Premium valve stem seals incl.
1	Valley Pan Gasket Set	68	260-4010	VINTAGE
QTY	FREEZE PLUGS	YEARS	PART NO.	DESCRIPTION
1	Brass Block Plug Kit	68	381-8020	
1	Steel Block Plug Kit	68	381-4020	
1	Brass Deep Cup Freeze Plug	68	381-9002	1.500" Diameter, 0.375" Height
1	Steel Deep Cup Freeze Plug	68	381-3077	0.906" Diameter
1	Steel Deep Cup Freeze Plug	68	381-3133	1.500" Diameter, 0.375" Height

(continued on next page)

GM Car (Incl. Buick, Cad., Chev., Olds., Pontiac)

350 5.7L (5733cc) OHV V8 (16 Valve) (Oldsmobile), 4.057" Bore (GMC Eng.), 4 Bbl. "Eng. Code QW" 1968 261
(cont.)

QTY	FREEZE PLUGS (cont.)	YEARS	PART NO.	DESCRIPTION
1	Steel Deep Cup Freeze Plug	68	381-3054	19/32" Diameter
1	Steel Deep Cup Freeze Plug	68	381-3131	2.094" Diameter

350 5.7L (5733cc) OHV V8 (16 Valve) (Oldsmobile), 4.057" Bore (GMC Eng.), 4 Bbl. "Eng. Code QX" 1970-1968 262

QTY	TIMING	YEARS	PART NO.	DESCRIPTION
1	3 Piece Set	70-68	KT3-498SA3	(1) 222-498; (1) 223-348; (1) 223-349
1	Timing Set w/Gaskets	70-68	CTS-1005	
1	Timing Chain	70-68	222-498	48 Links
1	Crank Sprocket	70-68	223-349	18 Teeth
1	Cam Sprocket	70-68	223-348	36 Teeth
QTY	CAMSHAFT/LIFTER	YEARS	PART NO.	DESCRIPTION
1	Camshaft	70	CS-707	w/A/T; Exc. O.A.I.; Hydraulic, (050) Duration at .050 Lobe Lift, 200 Exh., 187 Int., 109 Degrees Lobe Separation
1	Camshaft	69-68	CS-707	Exc. O.A.I.; Hydraulic, (050) Duration at .050 Lobe Lift, 200 Exh., 187 Int., 109 Degrees Lobe Separation
1	Camshaft	69-68	CS-651	Hydraulic, (050) Duration at .050 Lobe Lift, 207 Exh., 194 Int., 109 Degrees Lobe Separation
1	Performance Cam	70-68	CS-176R	w/O.A.I.; Pro-5000 Perf. Cam; 0.474" Exh. Valve Lift, 0.474" Int. Valve Lift, Hydraulic, (050) Duration at .050 Lobe Lift, 232 Exh., 232 Int., 113 Degrees Lobe Separation
1	Prelube		55-403 Std Only	1.5 oz. packet
1	Prelube		55-400 Std Only	4 oz. bottle; 1.5 oz. packet No. 55-403 also avail.
16	Lifter	70-68	HT-951 Std Only	Hyd.
16	Lifter, Bulk	70-68	HT-951B Std Only	Hyd.; Carton of 128
QTY	CAM KIT	YEARS	PART NO.	DESCRIPTION
1	Cam/Lifter Kit	70	KC-707	Exc. O.A.I.; w/A/T; Hyd.; (1) 55-403B; (1) CS-707; (16) HT-951
1	Cam/Lifter Kit	69-68	KC-707	Exc. O.A.I.; Hyd.; (1) 55-403B; (1) CS-707; (16) HT-951
1	Cam/Lifter/Timing Kit	70	KCT-707	Exc. O.A.I.; w/A/T; Hyd.; (1) 55-403B; (1) CS-707; (16) HT-951; (1) KT3-498SA3
1	Cam/Lifter/Timing Kit	69-68	KCT-707	Exc. O.A.I.; Hyd.; (1) 55-403B; (1) CS-707; (16) HT-951; (1) KT3-498SA3
1	Cam/Lifter/Timing Kit	69-68	KCT-651	Hyd.; (1) 55-403B; (1) CS-651; (16) HT-951; (1) KT3-498SA3
QTY	PUSH ROD	YEARS	PART NO.	DESCRIPTION
16	Push Rod	70-68	RP-3174 Std Only	VINTAGE; 8.2340" O.A.L.
16	Push Rod, Bulk	70-68	BRP-3174 Std Only	VINTAGE; Carton of 100; 8.2340" O.A.L.
QTY	ROCKER PARTS	YEARS	PART NO.	DESCRIPTION
8	Arm Assy.	70-68	R-856 Std Only	VINTAGE; Incl. 2-arms & 1-pivot assy.
8	Arm Assy., Bulk	70-68	R-856B Std Only	VINTAGE; Incl. 2-arms & 1-pivot assy.; Carton of 64
8	Arm	70-68	R-856A Std Only	VINTAGE
8	Bridge	70-68	MR-1840 Std Only	
8	Pivot	70-68	MR-1903 Std Only	
QTY	VALVE	YEARS	PART NO.	DESCRIPTION
8	Exhaust	70-68	V-1770 Std Only	VINTAGE; Exc. O.A.I.; 1.5620" Head Dia., 0.3422" Stem Dia., 4.7280" O.A.L.
8	Exhaust	70-68	V-1772 Std Only	w/O.A.I.; Chrome plated stem; 1.6240" Head Dia., 0.3422" Stem Dia., 4.6950" O.A.L.
8	Intake	70-68	V-1773 Std Only	VINTAGE; Exc. O.A.I.; 1.8760" Head Dia., 0.3425" Stem Dia., 4.7382" O.A.L.
8	Intake	70-68	V-1775 Std Only	VINTAGE; w/O.A.I.; 1.9920" Head Dia., 0.3430" Stem Dia., 4.7090" O.A.L.
QTY	VALVE GUIDE	YEARS	PART NO.	DESCRIPTION
16	Guide	70-68	VG-5038 Std Only	0.3430" ID, 2.1200" O.A.L
16	Guide, Bulk	70-68	VG-5038B Std Only	Carton of 50; 0.3430" ID, 2.1200" O.A.L
QTY	VALVE SPRING	YEARS	PART NO.	DESCRIPTION
8	Spring	70-68	VS-1618R Std Only	Loc. Exh.; Incl. damper; 1.9940" Free Height
8	Spring	70-68	VS-1618R Std Only	Loc. Int.; Incl. damper; 1.9940" Free Height
QTY	VALVE SEAL	YEARS	PART NO.	DESCRIPTION
8	Valve Stem Seal	70-68	MV-1819C Std Only	Loc. Int.; Umbrella type; (NYL) Nylon
16	Valve Stem Seal	70-68	ST-2001 Std Only	Positive type; Installation requires valve guide machining; (RBBTF) Rubber/PTFE
8	Valve Stem Seal Bulk	70-68	MV-1819 Std Only	Loc. Int.; Umbrella type; Carton of 50; (NYL) Nylon
16	Valve Stem Seal Bulk	70-68	ST-2001BC Std Only	Positive type; Installation requires valve guide machining; Carton of 100; (RBBTF) Rubber/PTFE

VALVE TRAIN

VALVE TRAIN

(continued on next page)

GM Car (Incl. Buick, Cad., Chev., Olds., Pontiac)

262 350 5.7L (5733cc) OHV V8 (16 Valve) (Oldsmobile), 4.057" Bore (GMC Eng.), 4 Bbl. "Eng. Code QX"
(cont.) 1970-1968

	QTY	VALVE SEAT	YEARS	PART NO.	DESCRIPTION
VALVE TRAIN	8	Seat	70-68	245-1687-2 Std Only	Loc. Exh.; Exc. O.A.I.; 1.6925" OD, 1.4375" ID, 0.2160" Depth
	8	Seat	70-68	245-1687-2N Std Only	Loc. Exh.; Exc. O.A.I.; Premium Material; 1.6925" OD, 1.4375" ID, 0.2160" Depth
	8	Seat	70-68	245-1750-2 Std Only	Loc. Exh.; w/O.A.I.; 1.7550" OD, 1.5000" ID, 0.2160" Depth
	8	Seat	70-68	245-1750-2N Std Only	Loc. Exh.; w/O.A.I.; Premium Material; 1.7550" OD, 1.5000" ID, 0.2160" Depth
	8	Seat	70-68	245-2000-1 Std Only	Loc. Int.; Exc. O.A.I.; 2.0055" OD, 1.7500" ID, 0.2160" Depth
	8	Seat	70-68	245-2125-2 Std Only	Loc. Int.; w/O.A.I.; 2.1305" OD, 1.8750" ID, 0.2480" Depth
VALVE TRAIN	32	Keeper	70-68	VK-115A Std Only	1 groove; Square cut key groove; Carton pack 24
	32	Keeper	70-68	VK-115 Std Only	1 groove; Square cut key groove; Carton pack 32
	32	Keeper	70-68	VK-115R Std Only	1 groove; Square cut key groove; Hardened
	32	Keeper, Bulk	70-68	VK-115B Std Only	1 groove; Square cut key groove; Carton of 1000
	16	Spring Insert	70-68	259-303C Std Only	.015"; ID .703"; Carton of 100
	16	Spring Insert	70-68	259-303B Std Only	.030"; ID .703"; Carton of 100
	16	Spring Insert	70-68	259-303A Std Only	.060"; ID .703"; Carton of 100
	16	Spring Insert	70-68	259-303ARS Std Only	.060"; ID .703"; Carton of 500
	PISTON	8	Cast Piston	70-68	332AP Std-20-30-40-60
8		Cast Piston - Individual	70-68	W332AP Std-20-30-40-60	VINTAGE; Low comp.; Cast; .9804" Pin Dia.; 2 Rings 5/64 Groove, 1 Ring 3/16 Groove, 1.596 CD, Recessed Head .215 deep x 2.920 dia. - 7.9:1 C.R.
8		POWERFORGED	70-68	L-2321F 30 30	High comp.; 10.25:1 C.R.; Exc. O.A.I.; Powerforged; 0.9805" Pin Dia.; 2 Rings 5/64 Groove, 1 Ring 3/16 Groove, 1.612 CD, .076 x 2.44" dia. dish; DUROSHIELD® skirt coated piston
8		POWERFORGED	70-68	L-2320F Std-30	w/O.A.I.; Powerforged; 0.9804" Pin Dia.; 2 Rings 5/64 Groove, 1 Ring 3/16 Groove, 1.612 CD, Flat; DUROSHIELD® skirt coated piston
8		POWERFORGED Piston-Individual	70-68	WL-2321F 30 30	High comp.; 10.25:1 C.R.; Exc. O.A.I.; Powerforged; 0.9805" Pin Dia.; 2 Rings 5/64 Groove, 1 Ring 3/16 Groove, 1.612 CD, .076 x 2.44" dia. dish; DUROSHIELD® skirt coated piston
8		POWERFORGED Piston-Individual	70-68	WL-2320F Std-30	w/O.A.I.; Powerforged; 0.9804" Pin Dia.; 2 Rings 5/64 Groove, 1 Ring 3/16 Groove, 1.612 CD, Flat; DUROSHIELD® skirt coated piston
RINGS	1	Premium Set	70-68	E-297K Std-20-30-40-60	VINTAGE; 2-5/64, 1-3/16; Premium Moly
	1	Standard Set	70-68	E-297X Std-30-40-60	VINTAGE; 2-5/64, 1-3/16; Iron
ENGINE BEARINGS	1	Main Set	70-68	4281M Std-1-10-20-30	3.824" max. flange OD
	1	Rod Set	70-68	8-3045A Std-10-20-30-40	A-Series aluminum bearings
	8	Rod Pair	70-68	3045A Std-1-10-20-30-40	A-Series aluminum bearings
	1	Cam Set	70-68	1234M Std Only	VINTAGE; Babbitt material; Full round design
OIL PUMP	1	Oil Pump	70-68	224-41203	
	1	Inter. Shaft	70-68	224-61203	
	1	Screen Assy.	70-68	224-11203	5/8" inlet tube
	1	Screen Assy.	70-68	224-11203V	Bolt-on 3/4" tube; Use w/224-41203V pump
GASKETS	1	Kit Gasket Set	70-68	260-1008	VINTAGE; Int. manifold gskt. not incl.; Premium valve stem seals incl.
	1	Valley Pan Gasket Set	70-68	260-4010	VINTAGE
FREEZE PLUGS	1	Brass Block Plug Kit	70-68	381-8020	
	1	Steel Block Plug Kit	70-68	381-4020	
	1	Brass Deep Cup Freeze Plug	70-68	381-9002	1.500" Diameter, 0.375" Height
	1	Steel Deep Cup Freeze Plug	70-68	381-3077	0.906" Diameter
	1	Steel Deep Cup Freeze Plug	70-68	381-3133	1.500" Diameter, 0.375" Height
	1	Steel Deep Cup Freeze Plug	70-68	381-3054	19/32" Diameter
	1	Steel Deep Cup Freeze Plug	70-68	381-3131	2.094" Diameter

263 350 5.7L (5733cc) OHV V8 (16 Valve) (Oldsmobile), 4.057" Bore (GMC Eng.), 2 Bbl. "Eng. Code TB"
1969-1968

	QTY	TIMING	YEARS	PART NO.	DESCRIPTION
	1	3 Piece Set	69-68	KT3-498SA3	(1) 222-498; (1) 223-348; (1) 223-349

(continued on next page)

GM Car (Incl. Buick, Cad., Chev., Olds., Pontiac)

350 5.7L (5733cc) OHV V8 (16 Valve) (Oldsmobile), 4.057" Bore (GMC Eng.), 2 Bbl. "Eng. Code TB" 263
1969-1968 (cont.)

QTY	TIMING (cont.)	YEARS	PART NO.	DESCRIPTION
1	Timing Set w/Gaskets	69-68	CTS-1005	
1	Timing Chain	69-68	222-498	48 Links
1	Crank Sprocket	69-68	223-349	18 Teeth
1	Cam Sprocket	69-68	223-348	36 Teeth
QTY	CAMSHAFT/LIFTER	YEARS	PART NO.	DESCRIPTION
1	Camshaft	69-68	CS-707	Exc. O.A.I.; Hydraulic, (050) Duration at .050 Lobe Lift, 200 Exh., 187 Int., 109 Degrees Lobe Separation
1	Camshaft	69-68	CS-651	Hydraulic, (050) Duration at .050 Lobe Lift, 207 Exh., 194 Int., 109 Degrees Lobe Separation
1	Performance Cam	69-68	CS-176R	w/O.A.I.; Pro-5000 Perf. Cam; 0.474" Exh. Valve Lift, 0.474" Int. Valve Lift, Hydraulic, (050) Duration at .050 Lobe Lift, 232 Exh., 232 Int., 113 Degrees Lobe Separation
1	Prelube		55-403 Std Only	1.5 oz. packet
1	Prelube		55-400 Std Only	4 oz. bottle; 1.5 oz. packet No. 55-403 also avail.
16	Lifter	69-68	HT-951 Std Only	Hyd.
16	Lifter, Bulk	69-68	HT-951B Std Only	Hyd.; Carton of 128
QTY	CAM KIT	YEARS	PART NO.	DESCRIPTION
1	Cam/Lifter Kit	69-68	KC-707	Exc. O.A.I.; Hyd.; (1) 55-403B; (1) CS-707; (16) HT-951
1	Cam/Lifter/Timing Kit	69-68	KCT-707	Exc. O.A.I.; Hyd.; (1) 55-403B; (1) CS-707; (16) HT-951; (1) KT3-498SA3
1	Cam/Lifter/Timing Kit	69-68	KCT-651	Hyd.; (1) 55-403B; (1) CS-651; (16) HT-951; (1) KT3-498SA3
QTY	PUSH ROD	YEARS	PART NO.	DESCRIPTION
16	Push Rod	69-68	RP-3174 Std Only	VINTAGE; 8.2340" O.A.L.
16	Push Rod, Bulk	69-68	BRP-3174 Std Only	VINTAGE; Carton of 100; 8.2340" O.A.L.
QTY	ROCKER PARTS	YEARS	PART NO.	DESCRIPTION
8	Arm Assy.	69-68	R-856 Std Only	VINTAGE; Incl. 2-arms & 1-pivot assy.
8	Arm Assy., Bulk	69-68	R-856B Std Only	VINTAGE; Incl. 2-arms & 1-pivot assy.; Carton of 64
8	Arm	69-68	R-856A Std Only	VINTAGE
8	Bridge	69-68	MR-1840 Std Only	
8	Pivot	69-68	MR-1903 Std Only	
QTY	VALVE	YEARS	PART NO.	DESCRIPTION
8	Exhaust	69-68	V-1770 Std Only	VINTAGE; Exc. O.A.I.; 1.5620" Head Dia., 0.3422" Stem Dia., 4.7280" O.A.L.
8	Exhaust	69-68	V-1772 Std Only	w/O.A.I.; Chrome plated stem; 1.6240" Head Dia., 0.3422" Stem Dia., 4.6950" O.A.L.
8	Intake	69-68	V-1773 Std Only	VINTAGE; Exc. O.A.I.; 1.8760" Head Dia., 0.3425" Stem Dia., 4.7382" O.A.L.
8	Intake	69-68	V-1775 Std Only	VINTAGE; w/O.A.I.; 1.9920" Head Dia., 0.3430" Stem Dia., 4.7090" O.A.L.
QTY	VALVE GUIDE	YEARS	PART NO.	DESCRIPTION
16	Guide	69-68	VG-5038 Std Only	0.3430" ID, 2.1200" O.A.L
16	Guide, Bulk	69-68	VG-5038B Std Only	Carton of 50; 0.3430" ID, 2.1200" O.A.L
QTY	VALVE SPRING	YEARS	PART NO.	DESCRIPTION
8	Spring	69-68	VS-1618R Std Only	Loc. Exh.; Incl. damper; 1.9940" Free Height
8	Spring	69-68	VS-1618R Std Only	Loc. Int.; Incl. damper; 1.9940" Free Height
QTY	VALVE SEAL	YEARS	PART NO.	DESCRIPTION
8	Valve Stem Seal	69-68	MV-1819C Std Only	Loc. Int.; Umbrella type; (NYL) Nylon
16	Valve Stem Seal	69-68	ST-2001 Std Only	Positive type; Installation requires valve guide machining; (RBBTF) Rubber/PTFE
8	Valve Stem Seal Bulk	69-68	MV-1819 Std Only	Loc. Int.; Umbrella type; Carton of 50; (NYL) Nylon
16	Valve Stem Seal Bulk	69-68	ST-2001BC Std Only	Positive type; Installation requires valve guide machining; Carton of 100; (RBBTF) Rubber/PTFE
QTY	VALVE SEAT	YEARS	PART NO.	DESCRIPTION
8	Seat	69-68	245-1687-2 Std Only	Loc. Exh.; Exc. O.A.I.; 1.6925" OD, 1.4375" ID, 0.2160" Depth
8	Seat	69-68	245-1687-2N Std Only	Loc. Exh.; Exc. O.A.I.; Premium Material; 1.6925" OD, 1.4375" ID, 0.2160" Depth
8	Seat	69-68	245-1750-2 Std Only	Loc. Exh.; w/O.A.I.; 1.7550" OD, 1.5000" ID, 0.2160" Depth
8	Seat	69-68	245-1750-2N Std Only	Loc. Exh.; w/O.A.I.; Premium Material; 1.7550" OD, 1.5000" ID, 0.2160" Depth
8	Seat	69-68	245-2000-1 Std Only	Loc. Int.; Exc. O.A.I.; 2.0055" OD, 1.7500" ID, 0.2160" Depth
8	Seat	69-68	245-2125-2 Std Only	Loc. Int.; w/O.A.I.; 2.1305" OD, 1.8750" ID, 0.2480" Depth
QTY	VALVE, MISC	YEARS	PART NO.	DESCRIPTION
32	Keeper	69-68	VK-115A Std Only	1 groove; Square cut key groove; Carton pack 24
32	Keeper	69-68	VK-115 Std Only	1 groove; Square cut key groove; Carton pack 32
32	Keeper	69-68	VK-115R Std Only	1 groove; Square cut key groove; Hardened

VALVE TRAIN

VALVE TRAIN

(continued on next page)

GM Car (Incl. Buick, Cad., Chev., Olds., Pontiac)

263 350 5.7L (5733cc) OHV V8 (16 Valve) (Oldsmobile), 4.057" Bore (GMC Eng.), 2 Bbl. "Eng. Code TB"
(cont.) 1969-1968

QTY	VALVE, MISC (cont.)	YEARS	PART NO.	DESCRIPTION
32	Keeper, Bulk	69-68	VK-115B Std Only	1 groove; Square cut key groove; Carton of 1000
16	Spring Insert	69-68	259-303C Std Only	.015"; ID .703"; Carton of 100
16	Spring Insert	69-68	259-303B Std Only	.030"; ID .703"; Carton of 100
16	Spring Insert	69-68	259-303A Std Only	.060"; ID .703"; Carton of 100
16	Spring Insert	69-68	259-303ARS Std Only	.060"; ID .703"; Carton of 500
QTY	PISTON	YEARS	PART NO.	DESCRIPTION
8	Cast Piston	69-68	332AP Std-20-30-40-60	VINTAGE; Low comp.; Cast; .9804" Pin Dia.; 2 Rings 5/64 Groove, 1 Ring 3/16 Groove, 1.596 CD, Recessed Head .215 deep x 2.920 dia. - 7.9:1 C.R.
8	Cast Piston - Individual	69-68	W332AP Std-20-30-40-60	VINTAGE; Low comp.; Cast; .9804" Pin Dia.; 2 Rings 5/64 Groove, 1 Ring 3/16 Groove, 1.596 CD, Recessed Head .215 deep x 2.920 dia. - 7.9:1 C.R.
8	POWERFORGED	69-68	L-2321F 30 30	High comp.; 10.25:1 C.R.; Exc. O.A.I.; Powerforged; 0.9805" Pin Dia.; 2 Rings 5/64 Groove, 1 Ring 3/16 Groove, 1.612 CD, .076 x 2.44" dia. dish; DUROSHIELD® skirt coated piston
8	POWERFORGED	69-68	L-2320F Std-30	w/O.A.I.; Powerforged; 0.9804" Pin Dia.; 2 Rings 5/64 Groove, 1 Ring 3/16 Groove, 1.612 CD, Flat; DUROSHIELD® skirt coated piston
8	POWERFORGED Piston-Individual	69-68	WL-2321F 30 30	High comp.; 10.25:1 C.R.; Exc. O.A.I.; Powerforged; 0.9805" Pin Dia.; 2 Rings 5/64 Groove, 1 Ring 3/16 Groove, 1.612 CD, .076 x 2.44" dia. dish; DUROSHIELD® skirt coated piston
8	POWERFORGED Piston-Individual	69-68	WL-2320F Std-30	w/O.A.I.; Powerforged; 0.9804" Pin Dia.; 2 Rings 5/64 Groove, 1 Ring 3/16 Groove, 1.612 CD, Flat; DUROSHIELD® skirt coated piston
QTY	RINGS	YEARS	PART NO.	DESCRIPTION
1	Premium Set	69-68	E-297K Std-20-30-40-60	VINTAGE; 2-5/64, 1-3/16; Premium Moly
1	Standard Set	69-68	E-297X Std-30-40-60	VINTAGE; 2-5/64, 1-3/16; Iron
QTY	ENGINE BEARINGS	YEARS	PART NO.	DESCRIPTION
1	Main Set	69-68	4281M Std-1-10-20-30	3.824" max. flange OD
1	Rod Set	69-68	8-3045A Std-10-20-30-40	A-Series aluminum bearings
8	Rod Pair	69-68	3045A Std-1-10-20-30-40	A-Series aluminum bearings
1	Cam Set	69-68	1234M Std Only	VINTAGE; Babbitt material; Full round design
QTY	OIL PUMP	YEARS	PART NO.	DESCRIPTION
1	Oil Pump	69-68	224-41203	
1	Inter. Shaft	69-68	224-61203	
1	Screen Assy.	69-68	224-11203	5/8" inlet tube
1	Screen Assy.	69-68	224-11203V	Bolt-on 3/4" tube; Use w/224-41203V pump
QTY	GASKETS	YEARS	PART NO.	DESCRIPTION
1	Kit Gasket Set	69-68	260-1008	VINTAGE; Int. manifold gskt. not incl.; Premium valve stem seals incl.
1	Valley Pan Gasket Set	69-68	260-4010	VINTAGE
QTY	FREEZE PLUGS	YEARS	PART NO.	DESCRIPTION
1	Brass Block Plug Kit	69-68	381-8020	
1	Steel Block Plug Kit	69-68	381-4020	
1	Brass Deep Cup Freeze Plug	69-68	381-9002	1.500" Diameter, 0.375" Height
1	Steel Deep Cup Freeze Plug	69-68	381-3077	0.906" Diameter
1	Steel Deep Cup Freeze Plug	69-68	381-3133	1.500" Diameter, 0.375" Height
1	Steel Deep Cup Freeze Plug	69-68	381-3054	19/32" Diameter
1	Steel Deep Cup Freeze Plug	69-68	381-3131	2.094" Diameter

264 350 5.7L (5733cc) OHV V8 (16 Valve) (Oldsmobile), 4.057" Bore (GMC Eng.), 2 Bbl. "Eng. Code TC"
1971-1969

QTY	TIMING	YEARS	PART NO.	DESCRIPTION
1	3 Piece Set	71-69	KT3-498SA3	(1) 222-498; (1) 223-348; (1) 223-349
1	Timing Set w/Gaskets	71-69	CTS-1005	
1	Timing Chain	71-69	222-498	48 Links
1	Crank Sprocket	71-69	223-349	18 Teeth
1	Cam Sprocket	71-69	223-348	36 Teeth
QTY	CAMSHAFT/LIFTER	YEARS	PART NO.	DESCRIPTION
1	Camshaft	71	CS-707	w/A/T; Hydraulic, (050) Duration at .050 Lobe Lift, 200 Exh., 187 Int., 109 Degrees Lobe Separation
1	Camshaft	70	CS-707	w/A/T; Exc. O.A.I.; Hydraulic, (050) Duration at .050 Lobe Lift, 200 Exh., 187 Int., 109 Degrees Lobe Separation
1	Camshaft	69	CS-707	Exc. O.A.I.; Hydraulic, (050) Duration at .050 Lobe Lift, 200 Exh., 187 Int., 109 Degrees Lobe Separation
1	Camshaft	69	CS-651	Hydraulic, (050) Duration at .050 Lobe Lift, 207 Exh., 194 Int., 109 Degrees Lobe Separation

(continued on next page)

GM Car (Incl. Buick, Cad., Chev., Olds., Pontiac)

**350 5.7L (5733cc) OHV V8 (16 Valve) (Oldsmobile), 4.057" Bore (GMC Eng.), 2 Bbl. "Eng. Code TC" 264
1971-1969 (cont.)**

QTY	CAMSHAFT/LIFTER	YEARS	PART NO.	DESCRIPTION
1	(cont.) Performance Cam	70-69	CS-176R	w/O.A.I.; Pro-5000 Perf. Cam; 0.474" Exh. Valve Lift, 0.474" Int. Valve Lift, Hydraulic, (050) Duration at .050 Lobe Lift, 232 Exh., 232 Int., 113 Degrees Lobe Separation
1	Prelube		55-403 Std Only	1.5 oz. packet
1	Prelube		55-400 Std Only	4 oz. bottle; 1.5 oz. packet No. 55-403 also avail.
16	Lifter	71-69	HT-951 Std Only	Hyd.
16	Lifter, Bulk	71-69	HT-951B Std Only	Hyd.; Carton of 128
QTY	CAM KIT	YEARS	PART NO.	DESCRIPTION
1	Cam/Lifter Kit	71	KC-707	w/A/T; Hyd.; (1) 55-403B; (1) CS-707; (16) HT-951
1	Cam/Lifter Kit	70	KC-707	Exc. O.A.I.; w/A/T; Hyd.; (1) 55-403B; (1) CS-707; (16) HT-951
1	Cam/Lifter Kit	69	KC-707	Exc. O.A.I.; Hyd.; (1) 55-403B; (1) CS-707; (16) HT-951
1	Cam/Lifter/Timing Kit	71	KCT-707	w/A/T; Hyd.; (1) 55-403B; (1) CS-707; (16) HT-951; (1) KT3-498SA3
1	Cam/Lifter/Timing Kit	70	KCT-707	Exc. O.A.I.; w/A/T; Hyd.; (1) 55-403B; (1) CS-707; (16) HT-951; (1) KT3-498SA3
1	Cam/Lifter/Timing Kit	69	KCT-707	Exc. O.A.I.; Hyd.; (1) 55-403B; (1) CS-707; (16) HT-951; (1) KT3-498SA3
1	Cam/Lifter/Timing Kit	69	KCT-651	Hyd.; (1) 55-403B; (1) CS-651; (16) HT-951; (1) KT3-498SA3
QTY	PUSH ROD	YEARS	PART NO.	DESCRIPTION
16	Push Rod	71-69	RP-3174 Std Only	VINTAGE; 8.2340" O.A.L.
16	Push Rod, Bulk	71-69	BRP-3174 Std Only	VINTAGE; Carton of 100; 8.2340" O.A.L.
QTY	ROCKER PARTS	YEARS	PART NO.	DESCRIPTION
8	Arm Assy.	71-69	R-856 Std Only	VINTAGE; Incl. 2-arms & 1-pivot assy.
8	Arm Assy., Bulk	71-69	R-856B Std Only	VINTAGE; Incl. 2-arms & 1-pivot assy.; Carton of 64
8	Arm	71-69	R-856A Std Only	VINTAGE
8	Bridge	71-69	MR-1840 Std Only	
8	Pivot	71-69	MR-1903 Std Only	
QTY	VALVE	YEARS	PART NO.	DESCRIPTION
8	Exhaust	71-69	V-1770 Std Only	VINTAGE; Exc. O.A.I.; 1.5620" Head Dia., 0.3422" Stem Dia., 4.7280" O.A.L.
8	Exhaust	71-69	V-1772 Std Only	w/O.A.I.; Chrome plated stem; 1.6240" Head Dia., 0.3422" Stem Dia., 4.6950" O.A.L.
8	Intake	71-69	V-1773 Std Only	VINTAGE; Exc. O.A.I.; 1.8760" Head Dia., 0.3425" Stem Dia., 4.7382" O.A.L.
8	Intake	71-69	V-1775 Std Only	VINTAGE; w/O.A.I.; 1.9920" Head Dia., 0.3430" Stem Dia., 4.7090" O.A.L.
QTY	VALVE GUIDE	YEARS	PART NO.	DESCRIPTION
16	Guide	71-69	VG-5038 Std Only	0.3430" ID, 2.1200" O.A.L
16	Guide, Bulk	71-69	VG-5038B Std Only	Carton of 50; 0.3430" ID, 2.1200" O.A.L
QTY	VALVE SPRING	YEARS	PART NO.	DESCRIPTION
8	Spring	71-69	VS-1618R Std Only	Loc. Exh.; Incl. damper; 1.9940" Free Height
8	Spring	71-69	VS-1618R Std Only	Loc. Int.; Incl. damper; 1.9940" Free Height
QTY	VALVE SEAL	YEARS	PART NO.	DESCRIPTION
8	Valve Stem Seal	71-69	MV-1819C Std Only	Loc. Int.; Umbrella type; (NYL) Nylon
16	Valve Stem Seal	71-69	ST-2001 Std Only	Positive type; Installation requires valve guide machining; (RBBTF) Rubber/PTFE
8	Valve Stem Seal Bulk	71-69	MV-1819 Std Only	Loc. Int.; Umbrella type; Carton of 50; (NYL) Nylon
16	Valve Stem Seal Bulk	71-69	ST-2001BC Std Only	Positive type; Installation requires valve guide machining; Carton of 100; (RBBTF) Rubber/PTFE
QTY	VALVE SEAT	YEARS	PART NO.	DESCRIPTION
8	Seat	71-69	245-1687-2 Std Only	Loc. Exh.; Exc. O.A.I.; 1.6925" OD, 1.4375" ID, 0.2160" Depth
8	Seat	71-69	245-1687-2N Std Only	Loc. Exh.; Exc. O.A.I.; Premium Material; 1.6925" OD, 1.4375" ID, 0.2160" Depth
8	Seat	71-69	245-1750-2 Std Only	Loc. Exh.; w/O.A.I.; 1.7550" OD, 1.5000" ID, 0.2160" Depth
8	Seat	71-69	245-1750-2N Std Only	Loc. Exh.; w/O.A.I.; Premium Material; 1.7550" OD, 1.5000" ID, 0.2160" Depth
8	Seat	71-69	245-2000-1 Std Only	Loc. Int.; Exc. O.A.I.; 2.0055" OD, 1.7500" ID, 0.2160" Depth
8	Seat	71-69	245-2125-2 Std Only	Loc. Int.; w/O.A.I.; 2.1305" OD, 1.8750" ID, 0.2480" Depth
QTY	VALVE, MISC	YEARS	PART NO.	DESCRIPTION
32	Keeper	71-69	VK-115A Std Only	1 groove; Square cut key groove; Carton pack 24
32	Keeper	71-69	VK-115 Std Only	1 groove; Square cut key groove; Carton pack 32
32	Keeper	71-69	VK-115R Std Only	1 groove; Square cut key groove; Hardened
32	Keeper, Bulk	71-69	VK-115B Std Only	1 groove; Square cut key groove; Carton of 1000

VALVE TRAIN

VALVE TRAIN

(continued on next page)

GM Car (Incl. Buick, Cad., Chev., Olds., Pontiac)

264 350 5.7L (5733cc) OHV V8 (16 Valve) (Oldsmobile), 4.057" Bore (GMC Eng.), 2 Bbl. "Eng. Code TC"
 (cont.) 1971-1969

QTY	VALVE, MISC (cont.)	YEARS	PART NO.	DESCRIPTION
16	Spring Insert	71-69	259-303C Std Only	.015"; ID .703"; Carton of 100
16	Spring Insert	71-69	259-303B Std Only	.030"; ID .703"; Carton of 100
16	Spring Insert	71-69	259-303A Std Only	.060"; ID .703"; Carton of 100
16	Spring Insert	71-69	259-303ARS Std Only	.060"; ID .703"; Carton of 500
QTY	PISTON	YEARS	PART NO.	DESCRIPTION
8	Cast Piston	71-69	332AP Std-20-30-40-60	VINTAGE; Low comp.; Cast; .9804" Pin Dia.; 2 Rings 5/64 Groove, 1 Ring 3/16 Groove, 1.596 CD, Recessed Head .215 deep x 2.920 dia. - 7.9:1 C.R.
8	Cast Piston - Individual	71-69	W332AP Std-20-30-40-60	VINTAGE; Low comp.; Cast; .9804" Pin Dia.; 2 Rings 5/64 Groove, 1 Ring 3/16 Groove, 1.596 CD, Recessed Head .215 deep x 2.920 dia. - 7.9:1 C.R.
8	POWERFORGED	71-69	L-2320F Std-30	w/O.A.I.; Powerforged; 0.9804" Pin Dia.; 2 Rings 5/64 Groove, 1 Ring 3/16 Groove, 1.612 CD, Flat; DUROSHIELD® skirt coated piston
8	POWERFORGED	70-69	L-2321F 30 30	High comp.; 10.25:1 C.R.; Exc. O.A.I.; Powerforged; 0.9805" Pin Dia.; 2 Rings 5/64 Groove, 1 Ring 3/16 Groove, 1.612 CD, .076 x 2.44" dia. dish; DUROSHIELD® skirt coated piston
8	POWERFORGED Piston-Individual	71-69	WL-2320F Std-30	w/O.A.I.; Powerforged; 0.9804" Pin Dia.; 2 Rings 5/64 Groove, 1 Ring 3/16 Groove, 1.612 CD, Flat; DUROSHIELD® skirt coated piston
8	POWERFORGED Piston-Individual	70-69	WL-2321F 30 30	High comp.; 10.25:1 C.R.; Exc. O.A.I.; Powerforged; 0.9805" Pin Dia.; 2 Rings 5/64 Groove, 1 Ring 3/16 Groove, 1.612 CD, .076 x 2.44" dia. dish; DUROSHIELD® skirt coated piston
QTY	RINGS	YEARS	PART NO.	DESCRIPTION
1	Premium Set	71-69	E-297K Std-20-30-40-60	VINTAGE; 2-5/64, 1-3/16; Premium Moly
1	Standard Set	71-69	E-297X Std-30-40-60	VINTAGE; 2-5/64, 1-3/16; Iron
QTY	ENGINE BEARINGS	YEARS	PART NO.	DESCRIPTION
1	Main Set	71-69	4281M Std-1-10-20-30	3.824" max. flange OD
1	Rod Set	71-69	8-3045A Std-10-20-30-40	A-Series aluminum bearings
8	Rod Pair	71-69	3045A Std-1-10-20-30-40	A-Series aluminum bearings
1	Cam Set	71-69	1234M Std Only	VINTAGE; Babbitt material; Full round design
QTY	OIL PUMP	YEARS	PART NO.	DESCRIPTION
1	Oil Pump	71-69	224-41203	
1	Inter. Shaft	71-69	224-61203	
1	Screen Assy.	71-69	224-11203	5/8" inlet tube
1	Screen Assy.	71-69	224-11203V	Bolt-on 3/4" tube; Use w/224-41203V pump
QTY	GASKETS	YEARS	PART NO.	DESCRIPTION
1	Kit Gasket Set	71-69	260-1008	VINTAGE; Int. manifold gskt. not incl.; Premium valve stem seals incl.
1	Valley Pan Gasket Set	71-69	260-4010	VINTAGE
QTY	FREEZE PLUGS	YEARS	PART NO.	DESCRIPTION
1	Brass Block Plug Kit	71-69	381-8020	
1	Steel Block Plug Kit	71-69	381-4020	
1	Brass Deep Cup Freeze Plug	71-69	381-9002	1.500" Diameter, 0.375" Height
1	Steel Deep Cup Freeze Plug	71-69	381-3077	0.906" Diameter
1	Steel Deep Cup Freeze Plug	71-69	381-3133	1.500" Diameter, 0.375" Height
1	Steel Deep Cup Freeze Plug	71-69	381-3054	19/32" Diameter
1	Steel Deep Cup Freeze Plug	71-69	381-3131	2.094" Diameter

265 350 5.7L (5733cc) OHV V8 (16 Valve) (Oldsmobile), 4.057" Bore (GMC Eng.), 2 Bbl. "Eng. Code TD"
 1971-1968

QTY	TIMING	YEARS	PART NO.	DESCRIPTION
1	3 Piece Set	71-68	KT3-498SA3	(1) 222-498; (1) 223-348; (1) 223-349
1	Timing Set w/Gaskets	71-68	CTS-1005	
1	Timing Chain	71-68	222-498	48 Links
1	Crank Sprocket	71-68	223-349	18 Teeth
1	Cam Sprocket	71-68	223-348	36 Teeth
QTY	CAMSHAFT/LIFTER	YEARS	PART NO.	DESCRIPTION
1	Camshaft	71	CS-707	w/A/T; Hydraulic, (050) Duration at .050 Lobe Lift, 200 Exh., 187 Int., 109 Degrees Lobe Separation
1	Camshaft	70	CS-707	w/A/T; Exc. O.A.I.; Hydraulic, (050) Duration at .050 Lobe Lift, 200 Exh., 187 Int., 109 Degrees Lobe Separation
1	Camshaft	69-68	CS-707	Exc. O.A.I.; Hydraulic, (050) Duration at .050 Lobe Lift, 200 Exh., 187 Int., 109 Degrees Lobe Separation
1	Camshaft	69-68	CS-651	Hydraulic, (050) Duration at .050 Lobe Lift, 207 Exh., 194 Int., 109 Degrees Lobe Separation

(continued on next page)

GM Car (Incl. Buick, Cad., Chev., Olds., Pontiac)

**350 5.7L (5733cc) OHV V8 (16 Valve) (Oldsmobile), 4.057" Bore (GMC Eng.), 2 Bbl. "Eng. Code TD" 265
1971-1968 (cont.)**

QTY	CAMSHAFT/LIFTER	YEARS	PART NO.	DESCRIPTION
1	(cont.) Performance Cam	70-68	CS-176R	w/O.A.I.; Pro-5000 Perf. Cam; 0.474" Exh. Valve Lift, 0.474" Int. Valve Lift, Hydraulic, (050) Duration at .050 Lobe Lift, 232 Exh., 232 Int., 113 Degrees Lobe Separation
1	Prelube		55-403 Std Only	1.5 oz. packet
1	Prelube		55-400 Std Only	4 oz. bottle; 1.5 oz. packet No. 55-403 also avail.
16	Lifter	71-68	HT-951 Std Only	Hyd.
16	Lifter, Bulk	71-68	HT-951B Std Only	Hyd.; Carton of 128
QTY	CAM KIT	YEARS	PART NO.	DESCRIPTION
1	Cam/Lifter Kit	71	KC-707	w/A/T; Hyd.; (1) 55-403B; (1) CS-707; (16) HT-951
1	Cam/Lifter Kit	70	KC-707	Exc. O.A.I.; w/A/T; Hyd.; (1) 55-403B; (1) CS-707; (16) HT-951
1	Cam/Lifter Kit	69-68	KC-707	Exc. O.A.I.; Hyd.; (1) 55-403B; (1) CS-707; (16) HT-951
1	Cam/Lifter/Timing Kit	71	KCT-707	w/A/T; Hyd.; (1) 55-403B; (1) CS-707; (16) HT-951; (1) KT3-498SA3
1	Cam/Lifter/Timing Kit	70	KCT-707	Exc. O.A.I.; w/A/T; Hyd.; (1) 55-403B; (1) CS-707; (16) HT-951; (1) KT3-498SA3
1	Cam/Lifter/Timing Kit	69-68	KCT-707	Exc. O.A.I.; Hyd.; (1) 55-403B; (1) CS-707; (16) HT-951; (1) KT3-498SA3
1	Cam/Lifter/Timing Kit	69-68	KCT-651	Hyd.; (1) 55-403B; (1) CS-651; (16) HT-951; (1) KT3-498SA3
QTY	PUSH ROD	YEARS	PART NO.	DESCRIPTION
16	Push Rod	71-68	RP-3174 Std Only	VINTAGE; 8.2340" O.A.L.
16	Push Rod, Bulk	71-68	BRP-3174 Std Only	VINTAGE; Carton of 100; 8.2340" O.A.L.
QTY	ROCKER PARTS	YEARS	PART NO.	DESCRIPTION
8	Arm Assy.	71-68	R-856 Std Only	VINTAGE; Incl. 2-arms & 1-pivot assy.
8	Arm Assy., Bulk	71-68	R-856B Std Only	VINTAGE; Incl. 2-arms & 1-pivot assy.; Carton of 64
8	Arm	71-68	R-856A Std Only	VINTAGE
8	Bridge	71-68	MR-1840 Std Only	
8	Pivot	71-68	MR-1903 Std Only	
QTY	VALVE	YEARS	PART NO.	DESCRIPTION
8	Exhaust	71-68	V-1770 Std Only	VINTAGE; Exc. O.A.I.; 1.5620" Head Dia., 0.3422" Stem Dia., 4.7280" O.A.L.
8	Exhaust	71-68	V-1772 Std Only	w/O.A.I.; Chrome plated stem; 1.6240" Head Dia., 0.3422" Stem Dia., 4.6950" O.A.L.
8	Intake	71-68	V-1773 Std Only	VINTAGE; Exc. O.A.I.; 1.8760" Head Dia., 0.3425" Stem Dia., 4.7382" O.A.L.
8	Intake	71-68	V-1775 Std Only	VINTAGE; w/O.A.I.; 1.9920" Head Dia., 0.3430" Stem Dia., 4.7090" O.A.L.
QTY	VALVE GUIDE	YEARS	PART NO.	DESCRIPTION
16	Guide	71-68	VG-5038 Std Only	0.3430" ID, 2.1200" O.A.L
16	Guide, Bulk	71-68	VG-5038B Std Only	Carton of 50; 0.3430" ID, 2.1200" O.A.L
QTY	VALVE SPRING	YEARS	PART NO.	DESCRIPTION
8	Spring	71-68	VS-1618R Std Only	Loc. Exh.; Incl. damper; 1.9940" Free Height
8	Spring	71-68	VS-1618R Std Only	Loc. Int.; Incl. damper; 1.9940" Free Height
QTY	VALVE SEAL	YEARS	PART NO.	DESCRIPTION
8	Valve Stem Seal	71-68	MV-1819C Std Only	Loc. Int.; Umbrella type; (NYL) Nylon
16	Valve Stem Seal	71-68	ST-2001 Std Only	Positive type; Installation requires valve guide machining; (RBBTF) Rubber/PTFE
8	Valve Stem Seal Bulk	71-68	MV-1819 Std Only	Loc. Int.; Umbrella type; Carton of 50; (NYL) Nylon
16	Valve Stem Seal Bulk	71-68	ST-2001BC Std Only	Positive type; Installation requires valve guide machining; Carton of 100; (RBBTF) Rubber/PTFE
QTY	VALVE SEAT	YEARS	PART NO.	DESCRIPTION
8	Seat	71-68	245-1687-2 Std Only	Loc. Exh.; Exc. O.A.I.; 1.6925" OD, 1.4375" ID, 0.2160" Depth
8	Seat	71-68	245-1687-2N Std Only	Loc. Exh.; Exc. O.A.I.; Premium Material; 1.6925" OD, 1.4375" ID, 0.2160" Depth
8	Seat	71-68	245-1750-2 Std Only	Loc. Exh.; w/O.A.I.; 1.7550" OD, 1.5000" ID, 0.2160" Depth
8	Seat	71-68	245-1750-2N Std Only	Loc. Exh.; w/O.A.I.; Premium Material; 1.7550" OD, 1.5000" ID, 0.2160" Depth
8	Seat	71-68	245-2000-1 Std Only	Loc. Int.; Exc. O.A.I.; 2.0055" OD, 1.7500" ID, 0.2160" Depth
8	Seat	71-68	245-2125-2 Std Only	Loc. Int.; w/O.A.I.; 2.1305" OD, 1.8750" ID, 0.2480" Depth
QTY	VALVE, MISC	YEARS	PART NO.	DESCRIPTION
32	Keeper	71-68	VK-115A Std Only	1 groove; Square cut key groove; Carton pack 24
32	Keeper	71-68	VK-115 Std Only	1 groove; Square cut key groove; Carton pack 32
32	Keeper	71-68	VK-115R Std Only	1 groove; Square cut key groove; Hardened
32	Keeper, Bulk	71-68	VK-115B Std Only	1 groove; Square cut key groove; Carton of 1000

VALVE TRAIN

VALVE TRAIN

(continued on next page)

GM Car (Incl. Buick, Cad., Chev., Olds., Pontiac)

265 350 5.7L (5733cc) OHV V8 (16 Valve) (Oldsmobile), 4.057" Bore (GMC Eng.), 2 Bbl. "Eng. Code TD" (cont.) 1971-1968

QTY	VALVE, MISC (cont.)	YEARS	PART NO.	DESCRIPTION
16	Spring Insert	71-68	259-303C Std Only	.015"; ID .703"; Carton of 100
16	Spring Insert	71-68	259-303B Std Only	.030"; ID .703"; Carton of 100
16	Spring Insert	71-68	259-303A Std Only	.060"; ID .703"; Carton of 100
16	Spring Insert	71-68	259-303ARS Std Only	.060"; ID .703"; Carton of 500
QTY	PISTON	YEARS	PART NO.	DESCRIPTION
8	Cast Piston	71-68	332AP Std-20-30-40-60	VINTAGE; Low comp.; Cast; .9804" Pin Dia.; 2 Rings 5/64 Groove, 1 Ring 3/16 Groove, 1.596 CD, Recessed Head .215 deep x 2.920 dia. - 7.9:1 C.R.
8	Cast Piston - Individual	71-68	W332AP Std-20-30-40-60	VINTAGE; Low comp.; Cast; .9804" Pin Dia.; 2 Rings 5/64 Groove, 1 Ring 3/16 Groove, 1.596 CD, Recessed Head .215 deep x 2.920 dia. - 7.9:1 C.R.
8	POWERFORGED	71-68	L-2320F Std-30	w/O.A.I.; Powerforged; 0.9804" Pin Dia.; 2 Rings 5/64 Groove, 1 Ring 3/16 Groove, 1.612 CD, Flat; DUROSHIELD® skirt coated piston
8	POWERFORGED	70-68	L-2321F 30 30	High comp.; 10.25:1 C.R.; Exc. O.A.I.; Powerforged; 0.9805" Pin Dia.; 2 Rings 5/64 Groove, 1 Ring 3/16 Groove, 1.612 CD, .076 x 2.44" dia. dish; DUROSHIELD® skirt coated piston
8	POWERFORGED Piston-Individual	71-68	WL-2320F Std-30	w/O.A.I.; Powerforged; 0.9804" Pin Dia.; 2 Rings 5/64 Groove, 1 Ring 3/16 Groove, 1.612 CD, Flat; DUROSHIELD® skirt coated piston
8	POWERFORGED Piston-Individual	70-68	WL-2321F 30 30	High comp.; 10.25:1 C.R.; Exc. O.A.I.; Powerforged; 0.9805" Pin Dia.; 2 Rings 5/64 Groove, 1 Ring 3/16 Groove, 1.612 CD, .076 x 2.44" dia. dish; DUROSHIELD® skirt coated piston
QTY	RINGS	YEARS	PART NO.	DESCRIPTION
1	Premium Set	71-68	E-297K Std-20-30-40-60	VINTAGE; 2-5/64, 1-3/16; Premium Moly
1	Standard Set	71-68	E-297X Std-30-40-60	VINTAGE; 2-5/64, 1-3/16; Iron
QTY	ENGINE BEARINGS	YEARS	PART NO.	DESCRIPTION
1	Main Set	71-68	4281M Std-1-10-20-30	3.824" max. flange OD
1	Rod Set	71-68	8-3045A Std-10-20-30-40	A-Series aluminum bearings
8	Rod Pair	71-68	3045A Std-1-10-20-30-40	A-Series aluminum bearings
1	Cam Set	71-68	1234M Std Only	VINTAGE; Babbitt material; Full round design
QTY	OIL PUMP	YEARS	PART NO.	DESCRIPTION
1	Oil Pump	71-68	224-41203	
1	Inter. Shaft	71-68	224-61203	
1	Screen Assy.	71-68	224-11203	5/8" inlet tube
1	Screen Assy.	71-68	224-11203V	Bolt-on 3/4" tube; Use w/224-41203V pump
QTY	GASKETS	YEARS	PART NO.	DESCRIPTION
1	Kit Gasket Set	71-68	260-1008	VINTAGE; Int. manifold gskt. not incl.; Premium valve stem seals incl.
1	Valley Pan Gasket Set	71-68	260-4010	VINTAGE
QTY	FREEZE PLUGS	YEARS	PART NO.	DESCRIPTION
1	Brass Block Plug Kit	71-68	381-8020	
1	Steel Block Plug Kit	71-68	381-4020	
1	Brass Deep Cup Freeze Plug	71-68	381-9002	1.500" Diameter, 0.375" Height
1	Steel Deep Cup Freeze Plug	71-68	381-3077	0.906" Diameter
1	Steel Deep Cup Freeze Plug	71-68	381-3133	1.500" Diameter, 0.375" Height
1	Steel Deep Cup Freeze Plug	71-68	381-3054	19/32" Diameter
1	Steel Deep Cup Freeze Plug	71-68	381-3131	2.094" Diameter

266 350 5.7L (5733cc) OHV V8 (16 Valve) (Oldsmobile), 4.057" Bore (GMC Eng.), 2 Bbl. "Eng. Code TE" 1971

QTY	TIMING	YEARS	PART NO.	DESCRIPTION
1	3 Piece Set	71	KT3-498SA3	(1) 222-498; (1) 223-348; (1) 223-349
1	Timing Set w/Gaskets	71	CTS-1005	
1	Timing Chain	71	222-498	48 Links
1	Crank Sprocket	71	223-349	18 Teeth
1	Cam Sprocket	71	223-348	36 Teeth
QTY	CAMSHAFT/LIFTER	YEARS	PART NO.	DESCRIPTION
1	Camshaft	71	CS-707	w/A/T; Hydraulic, (050) Duration at .050 Lobe Lift, 200 Exh., 187 Int., 109 Degrees Lobe Separation
1	Prelube		55-403 Std Only	1.5 oz. packet
1	Prelube		55-400 Std Only	4 oz. bottle; 1.5 oz. packet No. 55-403 also avail.
16	Lifter	71	HT-951 Std Only	Hyd.
16	Lifter, Bulk	71	HT-951B Std Only	Hyd.; Carton of 128
QTY	CAM KIT	YEARS	PART NO.	DESCRIPTION
1	Cam/Lifter Kit	71	KC-707	w/A/T; Hyd.; (1) 55-403B; (1) CS-707; (16) HT-951
1	Cam/Lifter/Timing Kit	71	KCT-707	w/A/T; Hyd.; (1) 55-403B; (1) CS-707; (16) HT-951; (1) KT3-498SA3

(continued on next page)

GM Car (Incl. Buick, Cad., Chev., Olds., Pontiac)

350 5.7L (5733cc) OHV V8 (16 Valve) (Oldsmobile), 4.057" Bore (GMC Eng.), 2 Bbl. "Eng. Code TE" 1971 266
(cont.)

QTY	PART NO.	YEARS	PART NO.	DESCRIPTION
16	PUSH ROD	71	RP-3174 Std Only	VINTAGE; 8.2340" O.A.L.
16	Push Rod, Bulk	71	BRP-3174 Std Only	VINTAGE; Carton of 100; 8.2340" O.A.L.
QTY	ROCKER PARTS	YEARS	PART NO.	DESCRIPTION
8	Arm Assy.	71	R-856 Std Only	VINTAGE; Incl. 2-arms & 1-pivot assy.
8	Arm Assy., Bulk	71	R-856B Std Only	VINTAGE; Incl. 2-arms & 1-pivot assy.; Carton of 64
8	Arm	71	R-856A Std Only	VINTAGE
8	Bridge	71	MR-1840 Std Only	
8	Pivot	71	MR-1903 Std Only	
QTY	VALVE	YEARS	PART NO.	DESCRIPTION
8	Exhaust	71	V-1770 Std Only	VINTAGE; Exc. O.A.I.; 1.5620" Head Dia., 0.3422" Stem Dia., 4.7280" O.A.L.
8	Exhaust	71	V-1772 Std Only	w/O.A.I.; Chrome plated stem; 1.6240" Head Dia., 0.3422" Stem Dia., 4.6950" O.A.L.
8	Intake	71	V-1773 Std Only	VINTAGE; Exc. O.A.I.; 1.8760" Head Dia., 0.3425" Stem Dia., 4.7382" O.A.L.
8	Intake	71	V-1775 Std Only	VINTAGE; w/O.A.I.; 1.9920" Head Dia., 0.3430" Stem Dia., 4.7090" O.A.L.
QTY	VALVE GUIDE	YEARS	PART NO.	DESCRIPTION
16	Guide	71	VG-5038 Std Only	0.3430" ID, 2.1200" O.A.L
16	Guide, Bulk	71	VG-5038B Std Only	Carton of 50; 0.3430" ID, 2.1200" O.A.L
QTY	VALVE SPRING	YEARS	PART NO.	DESCRIPTION
8	Spring	71	VS-1618R Std Only	Loc. Exh.; Incl. damper; 1.9940" Free Height
8	Spring	71	VS-1618R Std Only	Loc. Int.; Incl. damper; 1.9940" Free Height
QTY	VALVE SEAL	YEARS	PART NO.	DESCRIPTION
8	Valve Stem Seal	71	MV-1819C Std Only	Loc. Int.; Umbrella type; (NYL) Nylon
16	Valve Stem Seal	71	ST-2001 Std Only	Positive type; Installation requires valve guide machining; (RBBTF) Rubber/PTFE
8	Valve Stem Seal Bulk	71	MV-1819 Std Only	Loc. Int.; Umbrella type; Carton of 50; (NYL) Nylon
16	Valve Stem Seal Bulk	71	ST-2001BC Std Only	Positive type; Installation requires valve guide machining; Carton of 100; (RBBTF) Rubber/PTFE
QTY	VALVE SEAT	YEARS	PART NO.	DESCRIPTION
8	Seat	71	245-1687-2 Std Only	Loc. Exh.; Exc. O.A.I.; 1.6925" OD, 1.4375" ID, 0.2160" Depth
8	Seat	71	245-1687-2N Std Only	Loc. Exh.; Exc. O.A.I.; Premium Material; 1.6925" OD, 1.4375" ID, 0.2160" Depth
8	Seat	71	245-1750-2 Std Only	Loc. Exh.; w/O.A.I.; 1.7550" OD, 1.5000" ID, 0.2160" Depth
8	Seat	71	245-1750-2N Std Only	Loc. Exh.; w/O.A.I.; Premium Material; 1.7550" OD, 1.5000" ID, 0.2160" Depth
8	Seat	71	245-2000-1 Std Only	Loc. Int.; Exc. O.A.I.; 2.0055" OD, 1.7500" ID, 0.2160" Depth
8	Seat	71	245-2125-2 Std Only	Loc. Int.; w/O.A.I.; 2.1305" OD, 1.8750" ID, 0.2480" Depth
QTY	VALVE, MISC	YEARS	PART NO.	DESCRIPTION
32	Keeper	71	VK-115A Std Only	1 groove; Square cut key groove; Carton pack 24
32	Keeper	71	VK-115 Std Only	1 groove; Square cut key groove; Carton pack 32
32	Keeper	71	VK-115R Std Only	1 groove; Square cut key groove; Hardened
32	Keeper, Bulk	71	VK-115B Std Only	1 groove; Square cut key groove; Carton of 1000
16	Spring Insert	71	259-303C Std Only	.015"; ID .703"; Carton of 100
16	Spring Insert	71	259-303B Std Only	.030"; ID .703"; Carton of 100
16	Spring Insert	71	259-303A Std Only	.060"; ID .703"; Carton of 100
16	Spring Insert	71	259-303ARS Std Only	.060"; ID .703"; Carton of 500
QTY	PISTON	YEARS	PART NO.	DESCRIPTION
8	Cast Piston	71	332AP Std-20-30-40-60	VINTAGE; Low comp.; Cast; .9804" Pin Dia.; 2 Rings 5/64 Groove, 1 Ring 3/16 Groove, 1.596 CD, Recessed Head .215 deep x 2.920 dia. - 7.9:1 C.R.
8	Cast Piston - Individual	71	W332AP Std-20-30-40-60	VINTAGE; Low comp.; Cast; .9804" Pin Dia.; 2 Rings 5/64 Groove, 1 Ring 3/16 Groove, 1.596 CD, Recessed Head .215 deep x 2.920 dia. - 7.9:1 C.R.
8	POWERFORGED	71	L-2320F Std-30	w/O.A.I.; Powerforged; 0.9804" Pin Dia.; 2 Rings 5/64 Groove, 1 Ring 3/16 Groove, 1.612 CD, Flat; DUROSHIELD® skirt coated piston
8	POWERFORGED Piston-Individual	71	WL-2320F Std-30	w/O.A.I.; Powerforged; 0.9804" Pin Dia.; 2 Rings 5/64 Groove, 1 Ring 3/16 Groove, 1.612 CD, Flat; DUROSHIELD® skirt coated piston
QTY	RINGS	YEARS	PART NO.	DESCRIPTION
1	Premium Set	71	E-297K Std-20-30-40-60	VINTAGE; 2-5/64, 1-3/16; Premium Moly
1	Standard Set	71	E-297X Std-30-40-60	VINTAGE; 2-5/64, 1-3/16; Iron
QTY	ENGINE BEARINGS	YEARS	PART NO.	DESCRIPTION
1	Main Set	71	4281M Std-1-10-20-30	3.824" max. flange OD
1	Rod Set	71	8-3045A Std-10-20-30-40	A-Series aluminum bearings

(continued on next page)

GM Car (Incl. Buick, Cad., Chev., Olds., Pontiac)

266 350 5.7L (5733cc) OHV V8 (16 Valve) (Oldsmobile), 4.057" Bore (GMC Eng.), 2 Bbl. "Eng. Code TE" 1971
(cont.)

BLOCK	QTY	ENGINE BEARINGS	YEARS	PART NO.	DESCRIPTION	BLOCK
	8	Rod Pair	71	3045A Std-1-10-20-30-40	A-Series aluminum bearings	
	1	Cam Set	71	1234M Std Only	VINTAGE; Babbitt material; Full round design	
	QTY	OIL PUMP	YEARS	PART NO.	DESCRIPTION	
	1	Oil Pump	71	224-41203		
	1	Inter. Shaft	71	224-61203		
	1	Screen Assy.	71	224-11203	5/8" inlet tube	
	1	Screen Assy.	71	224-11203V	Bolt-on 3/4" tube; Use w/224-41203V pump	
	QTY	GASKETS	YEARS	PART NO.	DESCRIPTION	
	1	Kit Gasket Set	71	260-1008	VINTAGE; Int. manifold gskt. not incl.; Premium valve stem seals incl.	
	1	Valley Pan Gasket Set	71	260-4010	VINTAGE	
	QTY	FREEZE PLUGS	YEARS	PART NO.	DESCRIPTION	
	1	Brass Block Plug Kit	71	381-8020		
	1	Steel Block Plug Kit	71	381-4020		
	1	Brass Deep Cup Freeze Plug	71	381-9002	1.500" Diameter, 0.375" Height	
	1	Steel Deep Cup Freeze Plug	71	381-3077	0.906" Diameter	
	1	Steel Deep Cup Freeze Plug	71	381-3133	1.500" Diameter, 0.375" Height	
	1	Steel Deep Cup Freeze Plug	71	381-3054	19/32" Diameter	
	1	Steel Deep Cup Freeze Plug	71	381-3131	2.094" Diameter	

267 350 5.7L (5733cc) OHV V8 (16 Valve) (Oldsmobile), 4.057" Bore (GMC Eng.), 2 Bbl. "Eng. Code TL" 1970-1968

VALVE TRAIN	QTY	TIMING	YEARS	PART NO.	DESCRIPTION	VALVE TRAIN
	1	3 Piece Set	70-68	KT3-498SA3	(1) 222-498; (1) 223-348; (1) 223-349	
	1	Timing Set w/Gaskets	70-68	CTS-1005		
	1	Timing Chain	70-68	222-498	48 Links	
	1	Crank Sprocket	70-68	223-349	18 Teeth	
	1	Cam Sprocket	70-68	223-348	36 Teeth	
	QTY	CAMSHAFT/LIFTER	YEARS	PART NO.	DESCRIPTION	
	1	Camshaft	70	CS-707	w/A/T; Exc. O.A.I.; Hydraulic, (050) Duration at .050 Lobe Lift, 200 Exh., 187 Int., 109 Degrees Lobe Separation	
	1	Camshaft	69-68	CS-707	Exc. O.A.I.; Hydraulic, (050) Duration at .050 Lobe Lift, 200 Exh., 187 Int., 109 Degrees Lobe Separation	
	1	Camshaft	69-68	CS-651	Hydraulic, (050) Duration at .050 Lobe Lift, 207 Exh., 194 Int., 109 Degrees Lobe Separation	
	1	Performance Cam	70-68	CS-176R	w/O.A.I.; Pro-5000 Perf. Cam; 0.474" Exh. Valve Lift, 0.474" Int. Valve Lift, Hydraulic, (050) Duration at .050 Lobe Lift, 232 Exh., 232 Int., 113 Degrees Lobe Separation	
	1	Prelube		55-403 Std Only	1.5 oz. packet	
	1	Prelube		55-400 Std Only	4 oz. bottle; 1.5 oz. packet No. 55-403 also avail.	
	16	Lifter	70-68	HT-951 Std Only	Hyd.	
	16	Lifter, Bulk	70-68	HT-951B Std Only	Hyd.; Carton of 128	
	QTY	CAM KIT	YEARS	PART NO.	DESCRIPTION	
	1	Cam/Lifter Kit	70	KC-707	Exc. O.A.I.; w/A/T; Hyd.; (1) 55-403B; (1) CS-707; (16) HT-951	
	1	Cam/Lifter Kit	69-68	KC-707	Exc. O.A.I.; Hyd.; (1) 55-403B; (1) CS-707; (16) HT-951	
	1	Cam/Lifter/Timing Kit	70	KCT-707	Exc. O.A.I.; w/A/T; Hyd.; (1) 55-403B; (1) CS-707; (16) HT-951; (1) KT3-498SA3	
	1	Cam/Lifter/Timing Kit	69-68	KCT-707	Exc. O.A.I.; Hyd.; (1) 55-403B; (1) CS-707; (16) HT-951; (1) KT3-498SA3	
	1	Cam/Lifter/Timing Kit	69-68	KCT-651	Hyd.; (1) 55-403B; (1) CS-651; (16) HT-951; (1) KT3-498SA3	
	QTY	PUSH ROD	YEARS	PART NO.	DESCRIPTION	
	16	Push Rod	70-68	RP-3174 Std Only	VINTAGE; 8.2340" O.A.L.	
	16	Push Rod, Bulk	70-68	BRP-3174 Std Only	VINTAGE; Carton of 100; 8.2340" O.A.L.	
	QTY	ROCKER PARTS	YEARS	PART NO.	DESCRIPTION	
	8	Arm Assy.	70-68	R-856 Std Only	VINTAGE; Incl. 2-arms & 1-pivot assy.	
	8	Arm Assy., Bulk	70-68	R-856B Std Only	VINTAGE; Incl. 2-arms & 1-pivot assy.; Carton of 64	
	8	Arm	70-68	R-856A Std Only	VINTAGE	
	8	Bridge	70-68	MR-1840 Std Only		
	8	Pivot	70-68	MR-1903 Std Only		
	QTY	VALVE	YEARS	PART NO.	DESCRIPTION	
	8	Exhaust	70-68	V-1770 Std Only	VINTAGE; Exc. O.A.I.; 1.5620" Head Dia., 0.3422" Stem Dia., 4.7280" O.A.L.	
	8	Exhaust	70-68	V-1772 Std Only	w/O.A.I.; Chrome plated stem; 1.6240" Head Dia., 0.3422" Stem Dia., 4.6950" O.A.L.	

(continued on next page)

GM Car (Incl. Buick, Cad., Chev., Olds., Pontiac)

**350 5.7L (5733cc) OHV V8 (16 Valve) (Oldsmobile), 4.057" Bore (GMC Eng.), 2 Bbl. "Eng. Code TL" 267
1970-1968 (cont.)**

QTY	VALVE (cont.)	YEARS	PART NO.	DESCRIPTION
8	Intake	70-68	V-1773 Std Only	VINTAGE; Exc. O.A.I.; 1.8760" Head Dia., 0.3425" Stem Dia., 4.7382" O.A.L.
8	Intake	70-68	V-1775 Std Only	VINTAGE; w/O.A.I.; 1.9920" Head Dia., 0.3430" Stem Dia., 4.7090" O.A.L.
QTY	VALVE GUIDE	YEARS	PART NO.	DESCRIPTION
16	Guide	70-68	VG-5038 Std Only	0.3430" ID, 2.1200" O.A.L
16	Guide, Bulk	70-68	VG-5038B Std Only	Carton of 50; 0.3430" ID, 2.1200" O.A.L
QTY	VALVE SPRING	YEARS	PART NO.	DESCRIPTION
8	Spring	70-68	VS-1618R Std Only	Loc. Exh.; Incl. damper; 1.9940" Free Height
8	Spring	70-68	VS-1618R Std Only	Loc. Int.; Incl. damper; 1.9940" Free Height
QTY	VALVE SEAL	YEARS	PART NO.	DESCRIPTION
8	Valve Stem Seal	70-68	MV-1819C Std Only	Loc. Int.; Umbrella type; (NYL) Nylon
16	Valve Stem Seal	70-68	ST-2001 Std Only	Positive type; Installation requires valve guide machining; (RBBTF) Rubber/PTFE
8	Valve Stem Seal Bulk	70-68	MV-1819 Std Only	Loc. Int.; Umbrella type; Carton of 50; (NYL) Nylon
16	Valve Stem Seal Bulk	70-68	ST-2001BC Std Only	Positive type; Installation requires valve guide machining; Carton of 100; (RBBTF) Rubber/PTFE
QTY	VALVE SEAT	YEARS	PART NO.	DESCRIPTION
8	Seat	70-68	245-1687-2 Std Only	Loc. Exh.; Exc. O.A.I.; 1.6925" OD, 1.4375" ID, 0.2160" Depth
8	Seat	70-68	245-1687-2N Std Only	Loc. Exh.; Exc. O.A.I.; Premium Material; 1.6925" OD, 1.4375" ID, 0.2160" Depth
8	Seat	70-68	245-1750-2 Std Only	Loc. Exh.; w/O.A.I.; 1.7550" OD, 1.5000" ID, 0.2160" Depth
8	Seat	70-68	245-1750-2N Std Only	Loc. Exh.; w/O.A.I.; Premium Material; 1.7550" OD, 1.5000" ID, 0.2160" Depth
8	Seat	70-68	245-2000-1 Std Only	Loc. Int.; Exc. O.A.I.; 2.0055" OD, 1.7500" ID, 0.2160" Depth
8	Seat	70-68	245-2125-2 Std Only	Loc. Int.; w/O.A.I.; 2.1305" OD, 1.8750" ID, 0.2480" Depth
QTY	VALVE, MISC	YEARS	PART NO.	DESCRIPTION
32	Keeper	70-68	VK-115A Std Only	1 groove; Square cut key groove; Carton pack 24
32	Keeper	70-68	VK-115 Std Only	1 groove; Square cut key groove; Carton pack 32
32	Keeper	70-68	VK-115R Std Only	1 groove; Square cut key groove; Hardened
32	Keeper, Bulk	70-68	VK-115B Std Only	1 groove; Square cut key groove; Carton of 1000
16	Spring Insert	70-68	259-303C Std Only	.015"; ID .703"; Carton of 100
16	Spring Insert	70-68	259-303B Std Only	.030"; ID .703"; Carton of 100
16	Spring Insert	70-68	259-303A Std Only	.060"; ID .703"; Carton of 100
16	Spring Insert	70-68	259-303ARS Std Only	.060"; ID .703"; Carton of 500
QTY	PISTON	YEARS	PART NO.	DESCRIPTION
8	Cast Piston	70-68	332AP Std-20-30-40-60	VINTAGE; Low comp.; Cast; .9804" Pin Dia.; 2 Rings 5/64 Groove, 1 Ring 3/16 Groove, 1.596 CD, Recessed Head .215 deep x 2.920 dia. - 7.9:1 C.R.
8	Cast Piston - Individual	70-68	W332AP Std-20-30-40-60	VINTAGE; Low comp.; Cast; .9804" Pin Dia.; 2 Rings 5/64 Groove, 1 Ring 3/16 Groove, 1.596 CD, Recessed Head .215 deep x 2.920 dia. - 7.9:1 C.R.
8	POWERFORGED	70-68	L-2321F 30 30	High comp.; 10.25:1 C.R.; Exc. O.A.I.; Powerforged; 0.9805" Pin Dia.; 2 Rings 5/64 Groove, 1 Ring 3/16 Groove, 1.612 CD, .076 x 2.44" dia. dish; DUROSHIELD® skirt coated piston
8	POWERFORGED	70-68	L-2320F Std-30	w/O.A.I.; Powerforged; 0.9804" Pin Dia.; 2 Rings 5/64 Groove, 1 Ring 3/16 Groove, 1.612 CD, Flat; DUROSHIELD® skirt coated piston
8	POWERFORGED Piston-Individual	70-68	WL-2321F 30 30	High comp.; 10.25:1 C.R.; Exc. O.A.I.; Powerforged; 0.9805" Pin Dia.; 2 Rings 5/64 Groove, 1 Ring 3/16 Groove, 1.612 CD, .076 x 2.44" dia. dish; DUROSHIELD® skirt coated piston
8	POWERFORGED Piston-Individual	70-68	WL-2320F Std-30	w/O.A.I.; Powerforged; 0.9804" Pin Dia.; 2 Rings 5/64 Groove, 1 Ring 3/16 Groove, 1.612 CD, Flat; DUROSHIELD® skirt coated piston
QTY	RINGS	YEARS	PART NO.	DESCRIPTION
1	Premium Set	70-68	E-297K Std-20-30-40-60	VINTAGE; 2-5/64, 1-3/16; Premium Moly
1	Standard Set	70-68	E-297X Std-30-40-60	VINTAGE; 2-5/64, 1-3/16; Iron
QTY	ENGINE BEARINGS	YEARS	PART NO.	DESCRIPTION
1	Main Set	70-68	4281M Std-1-10-20-30	3.824" max. flange OD
1	Rod Set	70-68	8-3045A Std-10-20-30-40	A-Series aluminum bearings
8	Rod Pair	70-68	3045A Std-1-10-20-30-40	A-Series aluminum bearings
1	Cam Set	70-68	1234M Std Only	VINTAGE; Babbitt material; Full round design
QTY	OIL PUMP	YEARS	PART NO.	DESCRIPTION
1	Oil Pump	70-68	224-41203	
1	Inter. Shaft	70-68	224-61203	
1	Screen Assy.	70-68	224-11203	5/8" inlet tube

(continued on next page)

GM Car (Incl. Buick, Cad., Chev., Olds., Pontiac)

267 350 5.7L (5733cc) OHV V8 (16 Valve) (Oldsmobile), 4.057" Bore (GMC Eng.), 2 Bbl. "Eng. Code TL" (cont.) 1970-1968

BLOCK	QTY	OIL PUMP (cont.)	YEARS	PART NO.	DESCRIPTION	BLOCK
	1	Screen Assy.	70-68	224-11203V	Bolt-on 3/4" tube; Use w/224-41203V pump	
	1	GASKETS Kit Gasket Set	70-68	260-1008	VINTAGE; Int. manifold gskt. not incl.; Premium valve stem seals incl.	
	1	Valley Pan Gasket Set	70-68	260-4010	VINTAGE	
	1	FREEZE PLUGS Brass Block Plug Kit	70-68	381-8020		
	1	Steel Block Plug Kit	70-68	381-4020		
	1	Brass Deep Cup Freeze Plug	70-68	381-9002	1.500" Diameter, 0.375" Height	
	1	Steel Deep Cup Freeze Plug	70-68	381-3077	0.906" Diameter	
	1	Steel Deep Cup Freeze Plug	70-68	381-3133	1.500" Diameter, 0.375" Height	
	1	Steel Deep Cup Freeze Plug	70-68	381-3054	19/32" Diameter	
	1	Steel Deep Cup Freeze Plug	70-68	381-3131	2.094" Diameter	

268 350 5.7L (5733cc) OHV V8 (16 Valve) (Oldsmobile), 4.057" Bore (GMC Eng.), 4 Bbl. "Eng. Code TN" 1968

VALVE TRAIN	QTY	TIMING	YEARS	PART NO.	DESCRIPTION	VALVE TRAIN
	1	3 Piece Set	68	KT3-498SA3	(1) 222-498; (1) 223-348; (1) 223-349	
	1	Timing Set w/Gaskets	68	CTS-1005		
	1	Timing Chain	68	222-498	48 Links	
	1	Crank Sprocket	68	223-349	18 Teeth	
	1	Cam Sprocket	68	223-348	36 Teeth	
	1	CAMSHAFT/LIFTER Camshaft	68	CS-707	Exc. O.A.I.; Hydraulic, (050) Duration at .050 Lobe Lift, 200 Exh., 187 Int., 109 Degrees Lobe Separation	
	1	Camshaft	68	CS-651	Hydraulic, (050) Duration at .050 Lobe Lift, 207 Exh., 194 Int., 109 Degrees Lobe Separation	
	1	Performance Cam	68	CS-176R	w/O.A.I.; Pro-5000 Perf. Cam; 0.474" Exh. Valve Lift, 0.474" Int. Valve Lift, Hydraulic, (050) Duration at .050 Lobe Lift, 232 Exh., 232 Int., 113 Degrees Lobe Separation	
	1	Prelube		55-403 Std Only	1.5 oz. packet	
	1	Prelube		55-400 Std Only	4 oz. bottle; 1.5 oz. packet No. 55-403 also avail.	
	16	Lifter	68	HT-951 Std Only	Hyd.	
	16	Lifter, Bulk	68	HT-951B Std Only	Hyd.; Carton of 128	
	1	CAM KIT Cam/Lifter Kit	68	KC-707	Exc. O.A.I.; Hyd.; (1) 55-403B; (1) CS-707; (16) HT-951	
	1	Cam/Lifter/Timing Kit	68	KCT-707	Exc. O.A.I.; Hyd.; (1) 55-403B; (1) CS-707; (16) HT-951; (1) KT3-498SA3	
	1	Cam/Lifter/Timing Kit	68	KCT-651	Hyd.; (1) 55-403B; (1) CS-651; (16) HT-951; (1) KT3-498SA3	
	16	PUSH ROD Push Rod	68	RP-3174 Std Only	VINTAGE; 8.2340" O.A.L.	
	16	Push Rod, Bulk	68	BRP-3174 Std Only	VINTAGE; Carton of 100; 8.2340" O.A.L.	
	8	ROCKER PARTS Arm Assy.	68	R-856 Std Only	VINTAGE; Incl. 2-arms & 1-pivot assy.	
	8	Arm Assy., Bulk	68	R-856B Std Only	VINTAGE; Incl. 2-arms & 1-pivot assy.; Carton of 64	
	8	Arm	68	R-856A Std Only	VINTAGE	
	8	Bridge	68	MR-1840 Std Only		
	8	Pivot	68	MR-1903 Std Only		
	8	VALVE Exhaust	68	V-1770 Std Only	VINTAGE; Exc. O.A.I.; 1.5620" Head Dia., 0.3422" Stem Dia., 4.7280" O.A.L.	
	8	Exhaust	68	V-1772 Std Only	w/O.A.I.; Chrome plated stem; 1.6240" Head Dia., 0.3422" Stem Dia., 4.6950" O.A.L.	
	8	Intake	68	V-1773 Std Only	VINTAGE; Exc. O.A.I.; 1.8760" Head Dia., 0.3425" Stem Dia., 4.7382" O.A.L.	
	8	Intake	68	V-1775 Std Only	VINTAGE; w/O.A.I.; 1.9920" Head Dia., 0.3430" Stem Dia., 4.7090" O.A.L.	
	16	VALVE GUIDE Guide	68	VG-5038 Std Only	0.3430" ID, 2.1200" O.A.L	
	16	Guide, Bulk	68	VG-5038B Std Only	Carton of 50; 0.3430" ID, 2.1200" O.A.L	
	8	VALVE SPRING Spring	68	VS-1618R Std Only	Loc. Exh.; Incl. damper; 1.9940" Free Height	
	8	Spring	68	VS-1618R Std Only	Loc. Int.; Incl. damper; 1.9940" Free Height	
	8	VALVE SEAL Valve Stem Seal	68	MV-1819C Std Only	Loc. Int.; Umbrella type; (NYL) Nylon	
	16	Valve Stem Seal	68	ST-2001 Std Only	Positive type; Installation requires valve guide machining; (RBBTF) Rubber/PTFE	

(continued on next page)

GM Car (Incl. Buick, Cad., Chev., Olds., Pontiac)

350 5.7L (5733cc) OHV V8 (16 Valve) (Oldsmobile), 4.057" Bore (GMC Eng.), 4 Bbl. "Eng. Code TN" 1968 268
(cont.)

	QTY	VALVE SEAL (cont.)	YEARS	PART NO.	DESCRIPTION
VALVE TRAIN	8	Valve Stem Seal Bulk	68	MV-1819 Std Only	Loc. Int.; Umbrella type; Carton of 50; (NYL) Nylon
	16	Valve Stem Seal Bulk	68	ST-2001BC Std Only	Positive type; Installation requires valve guide machining; Carton of 100; (RBBTF) Rubber/PTFE
	8	Valve Seat	68	245-1687-2 Std Only	Loc. Exh.; Exc. O.A.I.; 1.6925" OD, 1.4375" ID, 0.2160" Depth
	8	Seat	68	245-1687-2N Std Only	Loc. Exh.; Exc. O.A.I.; Premium Material; 1.6925" OD, 1.4375" ID, 0.2160" Depth
	8	Seat	68	245-1750-2 Std Only	Loc. Exh.; w/O.A.I.; 1.7550" OD, 1.5000" ID, 0.2160" Depth
	8	Seat	68	245-1750-2N Std Only	Loc. Exh.; w/O.A.I.; Premium Material; 1.7550" OD, 1.5000" ID, 0.2160" Depth
	8	Seat	68	245-2000-1 Std Only	Loc. Int.; Exc. O.A.I.; 2.0055" OD, 1.7500" ID, 0.2160" Depth
	8	Seat	68	245-2125-2 Std Only	Loc. Int.; w/O.A.I.; 2.1305" OD, 1.8750" ID, 0.2480" Depth
	32	Keeper	68	VK-115A Std Only	1 groove; Square cut key groove; Carton pack 24
	32	Keeper	68	VK-115 Std Only	1 groove; Square cut key groove; Carton pack 32
32	Keeper	68	VK-115R Std Only	1 groove; Square cut key groove; Hardened	
32	Keeper, Bulk	68	VK-115B Std Only	1 groove; Square cut key groove; Carton of 1000	
16	Spring Insert	68	259-303C Std Only	.015"; ID .703"; Carton of 100	
16	Spring Insert	68	259-303B Std Only	.030"; ID .703"; Carton of 100	
16	Spring Insert	68	259-303A Std Only	.060"; ID .703"; Carton of 100	
16	Spring Insert	68	259-303ARS Std Only	.060"; ID .703"; Carton of 500	
BLOCK	8	Cast Piston	68	332AP Std-20-30-40-60	VINTAGE; Low comp.; Cast; .9804" Pin Dia.; 2 Rings 5/64 Groove, 1 Ring 3/16 Groove, 1.596 CD, Recessed Head .215 deep x 2.920 dia. - 7.9:1 C.R.
	8	Cast Piston - Individual	68	W332AP Std-20-30-40-60	VINTAGE; Low comp.; Cast; .9804" Pin Dia.; 2 Rings 5/64 Groove, 1 Ring 3/16 Groove, 1.596 CD, Recessed Head .215 deep x 2.920 dia. - 7.9:1 C.R.
	8	POWERFORGED	68	L-2321F 30 30	High comp.; 10.25:1 C.R.; Exc. O.A.I.; Powerforged; 0.9805" Pin Dia.; 2 Rings 5/64 Groove, 1 Ring 3/16 Groove, 1.612 CD, .076 x 2.44" dia. dish; DUROSHIELD® skirt coated piston
	8	POWERFORGED	68	L-2320F Std-30	w/O.A.I.; Powerforged; 0.9804" Pin Dia.; 2 Rings 5/64 Groove, 1 Ring 3/16 Groove, 1.612 CD, Flat; DUROSHIELD® skirt coated piston
	8	POWERFORGED Piston-Individual	68	WL-2321F 30 30	High comp.; 10.25:1 C.R.; Exc. O.A.I.; Powerforged; 0.9805" Pin Dia.; 2 Rings 5/64 Groove, 1 Ring 3/16 Groove, 1.612 CD, .076 x 2.44" dia. dish; DUROSHIELD® skirt coated piston
	8	POWERFORGED Piston-Individual	68	WL-2320F Std-30	w/O.A.I.; Powerforged; 0.9804" Pin Dia.; 2 Rings 5/64 Groove, 1 Ring 3/16 Groove, 1.612 CD, Flat; DUROSHIELD® skirt coated piston
	1	Premium Set	68	E-297K Std-20-30-40-60	VINTAGE; 2-5/64, 1-3/16; Premium Moly
	1	Standard Set	68	E-297X Std-30-40-60	VINTAGE; 2-5/64, 1-3/16; Iron
	1	Main Set	68	4281M Std-1-10-20-30	3.824" max. flange OD
	1	Rod Set	68	8-3045A Std-10-20-30-40	A-Series aluminum bearings
	8	Rod Pair	68	3045A Std-1-10-20-30-40	A-Series aluminum bearings
	1	Cam Set	68	1234M Std Only	VINTAGE; Babbitt material; Full round design
	1	Oil Pump	68	224-41203	
	1	Inter. Shaft	68	224-61203	
	1	Screen Assy.	68	224-11203	5/8" inlet tube
	1	Screen Assy.	68	224-11203V	Bolt-on 3/4" tube; Use w/224-41203V pump
	1	Kit Gasket Set	68	260-1008	VINTAGE; Int. manifold gskt. not incl.; Premium valve stem seals incl.
	1	Valley Pan Gasket Set	68	260-4010	VINTAGE
1	Brass Block Plug Kit	68	381-8020		
1	Steel Block Plug Kit	68	381-4020		
1	Brass Deep Cup Freeze Plug	68	381-9002	1.500" Diameter, 0.375" Height	
1	Steel Deep Cup Freeze Plug	68	381-3077	0.906" Diameter	
1	Steel Deep Cup Freeze Plug	68	381-3133	1.500" Diameter, 0.375" Height	
1	Steel Deep Cup Freeze Plug	68	381-3054	19/32" Diameter	
1	Steel Deep Cup Freeze Plug	68	381-3131	2.094" Diameter	

GM Car (Incl. Buick, Cad., Chev., Olds., Pontiac)

269 350 5.7L (5733cc) OHV V8 (16 Valve) (Pontiac), 3.875" Bore (GMC Eng.), 4 Bbl. "VIN A" 1974

QTY	TIMING	YEARS	PART NO.	DESCRIPTION
1	3 Piece Set	74	KT3-350S	VINTAGE; 223-305, 223-371 not sold separately; (1) 222-350; (1) 223-305; (1) 223-371
1	CAMSHAFT/LIFTER Camshaft	74	CS-641	DESCRIPTION VINTAGE; Hydraulic, (050) Duration at .050 Lobe Lift, 208 Exh., 198 Int., 111 Degrees Lobe Separation
1	Prelube		55-403 Std Only	1.5 oz. packet
1	Prelube		55-400 Std Only	4 oz. bottle; 1.5 oz. packet No. 55-403 also avail.
16	Lifter	74	HT-951 Std Only	Hyd.
16	Lifter, Bulk	74	HT-951B Std Only	Hyd.; Carton of 128
16	PUSH ROD Push Rod	74	RP-3229R Std Only	DESCRIPTION Chrome-Moly; 9.1300" O.A.L.
16	Push Rod	74	RP-3028 Std Only	VINTAGE; 9.1360" O.A.L.
16	Push Rod, Bulk	74	BRP-3028 Std Only	VINTAGE; Carton of 100; 9.1360" O.A.L.
16	ROCKER PARTS Arm Assy.	74	R-1032 Std Only	DESCRIPTION Incl. arm, ball & nut
16	Arm Assy., Bulk	74	R-1032B Std Only	Incl. arm, ball & nut; Carton of 64
16	Arm	74	R-849A Std Only	
16	Nut	74	MR-1934 Std Only	3/8" x 24 UNF
8	VALVE Exhaust	74	V-1963 Std Only	DESCRIPTION VINTAGE; Chrome plated stem; 1.6610" Head Dia., 0.3410" Stem Dia., 4.9610" O.A.L.
8	Intake	74	V-1964 Std Only	VINTAGE; Chrome plated stem; 1.9600" Head Dia., 0.3415" Stem Dia., 4.9800" O.A.L.
8	VALVE GUIDE Guide	74	VG-5061 Std Only	DESCRIPTION Loc. Exh.; 0.3430" ID, 2.3800" O.A.L
8	Guide	74	VG-5038 Std Only	Loc. Int.; 0.3430" ID, 2.1200" O.A.L
8	Guide, Bulk	74	VG-5038B Std Only	Loc. Int.; Carton of 50; 0.3430" ID, 2.1200" O.A.L
16	VALVE SPRING Spring	74	VS-1660R Std Only	DESCRIPTION Loc. Outer; Optional Hi-Perf.; 1.9400" Free Height
16	Spring	74	VS-651 Std Only	VINTAGE; Loc. Inner; 1.7600" Free Height
16	Spring	74	VS-665 Std Only	VINTAGE; Loc. Outer; 1.9400" Free Height
16	VALVE SEAL Valve Stem Seal	74	MV-1233C Std Only	DESCRIPTION O-Ring; (RBB) Rubber
16	Valve Stem Seal	74	ST-2092 Std Only	Positive type, Metal Clad; (RBB) Rubber
16	Valve Stem Seal	74	ST-2003 Std Only	Positive type; Installation requires valve guide machining; (RBB) Rubber
16	Valve Stem Seal Bulk	74	MV-1233 Std Only	O-Ring; Carton of 100; (RBB) Rubber
16	Valve Stem Seal Bulk	74	ST-2003BC Std Only	Positive type; Installation requires valve guide machining; Carton of 100; (RBB) Rubber
8	VALVE SEAT Seat	74	245-1750-2 Std Only	DESCRIPTION Loc. Exh.; 1.7550" OD, 1.5000" ID, 0.2160" Depth
8	Seat	74	245-1750-2N Std Only	Loc. Exh.; Premium Material; 1.7550" OD, 1.5000" ID, 0.2160" Depth
8	Seat	74	245-2125-1 Std Only	Loc. Int.; 2.1305" OD, 1.8125" ID, 0.2480" Depth
32	VALVE, MISC Keeper	74	VK-115A Std Only	DESCRIPTION 1 groove; Square cut key groove; Carton pack 24
32	Keeper	74	VK-115 Std Only	1 groove; Square cut key groove; Carton pack 32
32	Keeper	74	VK-115R Std Only	1 groove; Square cut key groove; Hardened
32	Keeper, Bulk	74	VK-115B Std Only	1 groove; Square cut key groove; Carton of 1000
8	PISTON Cast Piston	74	357P 20 20-30-40-60	DESCRIPTION VINTAGE; Cast; .9805" Pin Dia.; 2 Rings 5/64 Groove, 1 Ring 3/16 Groove, 1.700 CD, Flat Head w/4 valve reliefs - 7.8:1 C.R.
8	Cast Piston - Individual	74	W357P 20 20-30-40-60	VINTAGE; Cast; .9805" Pin Dia.; 2 Rings 5/64 Groove, 1 Ring 3/16 Groove, 1.700 CD, Flat Head w/4 valve reliefs - 7.8:1 C.R.
1	RINGS Premium Set	74	E-245K Std-20-30-40-60	DESCRIPTION VINTAGE; 2-5/64, 1-3/16; Premium Moly
1	Standard Set	74	E-245X Std-20-30-40-60-80	VINTAGE; 2-5/64, 1-3/16; Iron
1	ENGINE BEARINGS Main Set	74	113M Std-10-20	DESCRIPTION Performance; 3/4 grooved
1	Main Set	74	4040M Std-1-10-20-30	VINTAGE; Grooved upper main brgs.
1	Rod Set	74	8-7050CH Std-10-20	Performance
1	Rod Set	74	8-1555CPA Std-10-20-30-40	VINTAGE
8	Rod Pair	74	1555CPA Std-10-20-30-40	VINTAGE
1	Cam Set	74	1220M Std Only	
1	OIL PUMP Oil Pump	74	224-43364S	DESCRIPTION High Pressure; 3/4" inlet tube; Incl. screen

VALVE TRAIN

VALVE TRAIN

BLOCK

BLOCK

(continued on next page)

GM Car (Incl. Buick, Cad., Chev., Olds., Pontiac)

350 5.7L (5733cc) OHV V8 (16 Valve) (Pontiac), 3.875" Bore (GMC Eng.), 4 Bbl. "VIN A" 1974 269
(cont.)

BLOCK	QTY	OIL PUMP (cont.)	YEARS	PART NO.	DESCRIPTION
	1	Inter. Shaft	74	224-61236	
	1	Screen Assy.	74	224-11236	Use w/224-43364S; 3/4" inlet tube
BLOCK	QTY	GASKETS	YEARS	PART NO.	DESCRIPTION
	1	Kit Gasket Set	74	260-1025	VINTAGE
BLOCK	QTY	FREEZE PLUGS	YEARS	PART NO.	DESCRIPTION
	1	Brass Block Plug Kit	74	381-8021	VINTAGE
	1	Steel Block Plug Kit	74	381-4028	
	1	Brass Deep Cup Freeze Plug	74	381-9010	0.938" Diameter
	1	Brass Deep Cup Freeze Plug	74	381-9026	1.953" Diameter
	1	Steel Deep Cup Freeze Plug	74	381-3039	0.938" Diameter
	1	Steel Deep Cup Freeze Plug	74	381-3042	1.953" Diameter
	1	Steel Deep Cup Freeze Plug	74	381-3112	2.063" Diameter

350 5.7L (5733cc) OHV V8 (16 Valve) (Pontiac), 3.875" Bore (GMC Eng.), 4 Bbl. "VIN B" 1974 270

VALVE TRAIN	QTY	TIMING	YEARS	PART NO.	DESCRIPTION
	1	3 Piece Set	74	KT3-350S	VINTAGE; 223-305, 223-371 not sold separately; (1) 222-350; (1) 223-305; (1) 223-371
VALVE TRAIN	QTY	CAMSHAFT/LIFTER	YEARS	PART NO.	DESCRIPTION
	1	Camshaft	74	CS-641	VINTAGE; Hydraulic, (050) Duration at .050 Lobe Lift, 208 Exh., 198 Int., 111 Degrees Lobe Separation
	1	Prelube		55-403 Std Only	1.5 oz. packet
	1	Prelube		55-400 Std Only	4 oz. bottle; 1.5 oz. packet No. 55-403 also avail.
	16	Lifter	74	HT-951 Std Only	Hyd.
	16	Lifter, Bulk	74	HT-951B Std Only	Hyd.; Carton of 128
VALVE TRAIN	QTY	PUSH ROD	YEARS	PART NO.	DESCRIPTION
	16	Push Rod	74	RP-3229R Std Only	Chrome-Moly; 9.1300" O.A.L.
	16	Push Rod	74	RP-3028 Std Only	VINTAGE; 9.1360" O.A.L.
	16	Push Rod, Bulk	74	BRP-3028 Std Only	VINTAGE; Carton of 100; 9.1360" O.A.L.
VALVE TRAIN	QTY	ROCKER PARTS	YEARS	PART NO.	DESCRIPTION
	16	Arm Assy.	74	R-1032 Std Only	Incl. arm, ball & nut
	16	Arm Assy., Bulk	74	R-1032B Std Only	Incl. arm, ball & nut; Carton of 64
	16	Arm	74	R-849A Std Only	
	16	Nut	74	MR-1934 Std Only	3/8" x 24 UNF
VALVE TRAIN	QTY	VALVE	YEARS	PART NO.	DESCRIPTION
	8	Exhaust	74	V-1963 Std Only	VINTAGE; Chrome plated stem; 1.6610" Head Dia., 0.3410" Stem Dia., 4.9610" O.A.L.
	8	Intake	74	V-1964 Std Only	VINTAGE; Chrome plated stem; 1.9600" Head Dia., 0.3415" Stem Dia., 4.9800" O.A.L.
VALVE TRAIN	QTY	VALVE GUIDE	YEARS	PART NO.	DESCRIPTION
	8	Guide	74	VG-5061 Std Only	Loc. Exh.; 0.3430" ID, 2.3800" O.A.L.
	8	Guide	74	VG-5038 Std Only	Loc. Int.; 0.3430" ID, 2.1200" O.A.L.
	8	Guide, Bulk	74	VG-5038B Std Only	Loc. Int.; Carton of 50; 0.3430" ID, 2.1200" O.A.L.
VALVE TRAIN	QTY	VALVE SPRING	YEARS	PART NO.	DESCRIPTION
	16	Spring	74	VS-1660R Std Only	Loc. Outer; Optional Hi-Perf.; 1.9400" Free Height
	16	Spring	74	VS-651 Std Only	VINTAGE; Loc. Inner; 1.7600" Free Height
	16	Spring	74	VS-665 Std Only	VINTAGE; Loc. Outer; 1.9400" Free Height
VALVE TRAIN	QTY	VALVE SEAL	YEARS	PART NO.	DESCRIPTION
	16	Valve Stem Seal	74	MV-1233C Std Only	O-Ring; (RBB) Rubber
	16	Valve Stem Seal	74	ST-2092 Std Only	Positive type, Metal Clad; (RBB) Rubber
	16	Valve Stem Seal	74	ST-2003 Std Only	Positive type; Installation requires valve guide machining; (RBB) Rubber
	16	Valve Stem Seal Bulk	74	MV-1233 Std Only	O-Ring; Carton of 100; (RBB) Rubber
	16	Valve Stem Seal Bulk	74	ST-2003BC Std Only	Positive type; Installation requires valve guide machining; Carton of 100; (RBB) Rubber
VALVE TRAIN	QTY	VALVE SEAT	YEARS	PART NO.	DESCRIPTION
	8	Seat	74	245-1750-2 Std Only	Loc. Exh.; 1.7550" OD, 1.5000" ID, 0.2160" Depth
	8	Seat	74	245-1750-2N Std Only	Loc. Exh.; Premium Material; 1.7550" OD, 1.5000" ID, 0.2160" Depth
	8	Seat	74	245-2125-1 Std Only	Loc. Int.; 2.1305" OD, 1.8125" ID, 0.2480" Depth
VALVE TRAIN	QTY	VALVE, MISC	YEARS	PART NO.	DESCRIPTION
	32	Keeper	74	VK-115A Std Only	1 groove; Square cut key groove; Carton pack 24
	32	Keeper	74	VK-115 Std Only	1 groove; Square cut key groove; Carton pack 32
	32	Keeper	74	VK-115R Std Only	1 groove; Square cut key groove; Hardened
	32	Keeper, Bulk	74	VK-115B Std Only	1 groove; Square cut key groove; Carton of 1000

(continued on next page)

GM Car (Incl. Buick, Cad., Chev., Olds., Pontiac)

270 350 5.7L (5733cc) OHV V8 (16 Valve) (Pontiac), 3.875" Bore (GMC Eng.), 4 Bbl. "VIN B" 1974
(cont.)

QTY	PISTON	YEARS	PART NO.	DESCRIPTION
8	Cast Piston	74	357P 20 20-30-40-60	VINTAGE; Cast; .9805" Pin Dia.; 2 Rings 5/64 Groove, 1 Ring 3/16 Groove, 1.700 CD, Flat Head w/4 valve reliefs - 7.8:1 C.R.
8	Cast Piston - Individual	74	W357P 20 20-30-40-60	VINTAGE; Cast; .9805" Pin Dia.; 2 Rings 5/64 Groove, 1 Ring 3/16 Groove, 1.700 CD, Flat Head w/4 valve reliefs - 7.8:1 C.R.
QTY	RINGS	YEARS	PART NO.	DESCRIPTION
1	Premium Set	74	E-245K Std-20-30-40-60	VINTAGE; 2-5/64, 1-3/16; Premium Moly
1	Standard Set	74	E-245X Std-20-30-40-60-80	VINTAGE; 2-5/64, 1-3/16; Iron
QTY	ENGINE BEARINGS	YEARS	PART NO.	DESCRIPTION
1	Main Set	74	113M Std-10-20	Performance; 3/4 grooved
1	Main Set	74	4040M Std-1-10-20-30	VINTAGE; Grooved upper main brgs.
1	Rod Set	74	8-7050CH Std-10-20	Performance
1	Rod Set	74	8-1555CPA Std-10-20-30-40	VINTAGE
8	Rod Pair	74	1555CPA Std-10-20-30-40	VINTAGE
1	Cam Set	74	1220M Std Only	
QTY	OIL PUMP	YEARS	PART NO.	DESCRIPTION
1	Oil Pump	74	224-43364S	High Pressure; 3/4" inlet tube; Incl. screen
1	Inter. Shaft	74	224-61236	
1	Screen Assy.	74	224-11236	Use w/224-43364S; 3/4" inlet tube
QTY	GASKETS	YEARS	PART NO.	DESCRIPTION
1	Kit Gasket Set	74	260-1025	VINTAGE
QTY	FREEZE PLUGS	YEARS	PART NO.	DESCRIPTION
1	Brass Block Plug Kit	74	381-8021	VINTAGE
1	Steel Block Plug Kit	74	381-4028	
1	Brass Deep Cup Freeze Plug	74	381-9010	0.938" Diameter
1	Brass Deep Cup Freeze Plug	74	381-9026	1.953" Diameter
1	Steel Deep Cup Freeze Plug	74	381-3039	0.938" Diameter
1	Steel Deep Cup Freeze Plug	74	381-3042	1.953" Diameter
1	Steel Deep Cup Freeze Plug	74	381-3112	2.063" Diameter

271 350 5.7L (5733cc) OHV V8 (16 Valve) (Pontiac), 3.875" Bore (GMC Eng.), 4 Bbl. "VIN E" 1975

QTY	TIMING	YEARS	PART NO.	DESCRIPTION
1	3 Piece Set	75	KT3-350S	VINTAGE; 223-305, 223-371 not sold separately; (1) 222-350; (1) 223-305; (1) 223-371
QTY	CAMSHAFT/LIFTER	YEARS	PART NO.	DESCRIPTION
1	Camshaft	75	CS-641	VINTAGE; Hydraulic, (050) Duration at .050 Lobe Lift, 208 Exh., 198 Int., 111 Degrees Lobe Separation
1	Prelube		55-403 Std Only	1.5 oz. packet
1	Prelube		55-400 Std Only	4 oz. bottle; 1.5 oz. packet No. 55-403 also avail.
16	Lifter	75	HT-951 Std Only	Hyd.
16	Lifter, Bulk	75	HT-951B Std Only	Hyd.; Carton of 128
QTY	PUSH ROD	YEARS	PART NO.	DESCRIPTION
16	Push Rod	75	RP-3229R Std Only	Chrome-Moly; 9.1300" O.A.L.
16	Push Rod	75	RP-3028 Std Only	VINTAGE; 9.1360" O.A.L.
16	Push Rod, Bulk	75	BRP-3028 Std Only	VINTAGE; Carton of 100; 9.1360" O.A.L.
QTY	ROCKER PARTS	YEARS	PART NO.	DESCRIPTION
16	Arm Assy.	75	R-1032 Std Only	Incl. arm, ball & nut
16	Arm Assy., Bulk	75	R-1032B Std Only	Incl. arm, ball & nut; Carton of 64
16	Arm	75	R-849A Std Only	
16	Nut	75	MR-1934 Std Only	3/8" x 24 UNF
QTY	VALVE	YEARS	PART NO.	DESCRIPTION
8	Exhaust	75	V-1963 Std Only	VINTAGE; Chrome plated stem; 1.6610" Head Dia., 0.3410" Stem Dia., 4.9610" O.A.L.
8	Intake	75	V-1903 Std Only	VINTAGE; Chrome plated stem; 2.1100" Head Dia., 0.3420" Stem Dia., 4.9820" O.A.L.
QTY	VALVE GUIDE	YEARS	PART NO.	DESCRIPTION
8	Guide	75	VG-5061 Std Only	Loc. Exh.; 0.3430" ID, 2.3800" O.A.L
8	Guide	75	VG-5038 Std Only	Loc. Int.; 0.3430" ID, 2.1200" O.A.L
8	Guide, Bulk	75	VG-5038B Std Only	Loc. Int.; Carton of 50; 0.3430" ID, 2.1200" O.A.L
QTY	VALVE SPRING	YEARS	PART NO.	DESCRIPTION
16	Spring	75	VS-1660R Std Only	Loc. Outer; Optional Hi-Perf.; 1.9400" Free Height
16	Spring	75	VS-651 Std Only	VINTAGE; Loc. Inner; 1.7600" Free Height
16	Spring	75	VS-665 Std Only	VINTAGE; Loc. Outer; 1.9400" Free Height
QTY	VALVE SEAL	YEARS	PART NO.	DESCRIPTION
16	Valve Stem Seal	75	MV-1233C Std Only	O-Ring; (RBB) Rubber
16	Valve Stem Seal	75	ST-2092 Std Only	Positive type, Metal Clad; (RBB) Rubber

(continued on next page)

GM Car (Incl. Buick, Cad., Chev., Olds., Pontiac)

350 5.7L (5733cc) OHV V8 (16 Valve) (Pontiac), 3.875" Bore (GMC Eng.), 4 Bbl. "VIN E" 1975 271
(cont.)

QTY	VALVE SEAL (cont.)	YEARS	PART NO.	DESCRIPTION
16	Valve Stem Seal	75	ST-2003 Std Only	Positive type; Installation requires valve guide machining; (RBB) Rubber
16	Valve Stem Seal Bulk	75	MV-1233 Std Only	O-Ring; Carton of 100; (RBB) Rubber
16	Valve Stem Seal Bulk	75	ST-2003BC Std Only	Positive type; Installation requires valve guide machining; Carton of 100; (RBB) Rubber
QTY	VALVE SEAT	YEARS	PART NO.	DESCRIPTION
8	Seat	75	245-1750-2 Std Only	Loc. Exh.; 1.7550" OD, 1.5000" ID, 0.2160" Depth
8	Seat	75	245-1750-2N Std Only	Loc. Exh.; Premium Material; 1.7550" OD, 1.5000" ID, 0.2160" Depth
8	Seat	75	245-2125-2 Std Only	Loc. Int.; 2.1305" OD, 1.8750" ID, 0.2480" Depth
QTY	VALVE, MISC	YEARS	PART NO.	DESCRIPTION
32	Keeper	75	VK-115A Std Only	1 groove; Square cut key groove; Carton pack 24
32	Keeper	75	VK-115 Std Only	1 groove; Square cut key groove; Carton pack 32
32	Keeper	75	VK-115R Std Only	1 groove; Square cut key groove; Hardened
32	Keeper, Bulk	75	VK-115B Std Only	1 groove; Square cut key groove; Carton of 1000
QTY	PISTON	YEARS	PART NO.	DESCRIPTION
8	Cast Piston	75	357P 20 20-30-40-60	VINTAGE; Cast; .9805" Pin Dia.; 2 Rings 5/64 Groove, 1 Ring 3/16 Groove, 1.700 CD, Flat Head w/4 valve reliefs - 7.8:1 C.R.
8	Cast Piston - Individual	75	W357P 20 20-30-40-60	VINTAGE; Cast; .9805" Pin Dia.; 2 Rings 5/64 Groove, 1 Ring 3/16 Groove, 1.700 CD, Flat Head w/4 valve reliefs - 7.8:1 C.R.
QTY	RINGS	YEARS	PART NO.	DESCRIPTION
1	Premium Set	75	E-245K Std-20-30-40-60	VINTAGE; 2-5/64, 1-3/16; Premium Moly
1	Standard Set	75	E-245X Std-20-30-40-60-80	VINTAGE; 2-5/64, 1-3/16; Iron
QTY	ENGINE BEARINGS	YEARS	PART NO.	DESCRIPTION
1	Main Set	75	113M Std-10-20	Performance; 3/4 grooved
1	Main Set	75	4040M Std-1-10-20-30	VINTAGE; Grooved upper main brgs.
1	Rod Set	75	8-7050CH Std-10-20	Performance
1	Rod Set	75	8-1555CPA Std-10-20-30-40	VINTAGE
8	Rod Pair	75	1555CPA Std-10-20-30-40	VINTAGE
1	Cam Set	75	1220M Std Only	VINTAGE
QTY	OIL PUMP	YEARS	PART NO.	DESCRIPTION
1	Oil Pump	75	224-43364S	High Pressure; 3/4" inlet tube; Incl. screen
1	Inter. Shaft	75	224-61236	
1	Screen Assy.	75	224-11236	Use w/224-43364S; 3/4" inlet tube
QTY	GASKETS	YEARS	PART NO.	DESCRIPTION
1	Kit Gasket Set	75	260-1025	VINTAGE
QTY	FREEZE PLUGS	YEARS	PART NO.	DESCRIPTION
1	Brass Block Plug Kit	75	381-8021	VINTAGE
1	Steel Block Plug Kit	75	381-4028	
1	Brass Deep Cup Freeze Plug	75	381-9010	0.938" Diameter
1	Brass Deep Cup Freeze Plug	75	381-9026	1.953" Diameter
1	Steel Deep Cup Freeze Plug	75	381-3039	0.938" Diameter
1	Steel Deep Cup Freeze Plug	75	381-3042	1.953" Diameter
1	Steel Deep Cup Freeze Plug	75	381-3112	2.063" Diameter

BLOCK

BLOCK

350 5.7L (5733cc) OHV V8 (16 Valve) (Pontiac), 3.875" Bore (GMC Eng.), 4 Bbl. "VIN K" 1975-1974 272

QTY	TIMING	YEARS	PART NO.	DESCRIPTION
1	3 Piece Set	75-74	KT3-350S	VINTAGE; 223-305, 223-371 not sold separately; (1) 222-350; (1) 223-305; (1) 223-371
QTY	CAMSHAFT/LIFTER	YEARS	PART NO.	DESCRIPTION
1	Camshaft	75-74	CS-641	VINTAGE; Hydraulic, (050) Duration at .050 Lobe Lift, 208 Exh., 198 Int., 111 Degrees Lobe Separation
1	Prelube		55-403 Std Only	1.5 oz. packet
1	Prelube		55-400 Std Only	4 oz. bottle; 1.5 oz. packet No. 55-403 also avail.
16	Lifter	75-74	HT-951 Std Only	Hyd.
16	Lifter, Bulk	75-74	HT-951B Std Only	Hyd.; Carton of 128
QTY	PUSH ROD	YEARS	PART NO.	DESCRIPTION
16	Push Rod	75-74	RP-3229R Std Only	Chrome-Moly; 9.1300" O.A.L.
16	Push Rod	75-74	RP-3028 Std Only	VINTAGE; 9.1360" O.A.L.
16	Push Rod, Bulk	75-74	BRP-3028 Std Only	VINTAGE; Carton of 100; 9.1360" O.A.L.
QTY	ROCKER PARTS	YEARS	PART NO.	DESCRIPTION
16	Arm Assy.	75-74	R-1032 Std Only	Incl. arm, ball & nut
16	Arm Assy., Bulk	75-74	R-1032B Std Only	Incl. arm, ball & nut; Carton of 64
16	Arm	75-74	R-849A Std Only	
16	Nut	75-74	MR-1934 Std Only	3/8" x 24 UNF

VALVE TRAIN

VALVE TRAIN

(continued on next page)

GM Car (Incl. Buick, Cad., Chev., Olds., Pontiac)

272 350 5.7L (5733cc) OHV V8 (16 Valve) (Pontiac), 3.875" Bore (GMC Eng.), 4 Bbl. "VIN K" 1975-1974
(cont.)

QTY	VALVE	YEARS	PART NO.	DESCRIPTION
8	Exhaust	75-74	V-1963 Std Only	VINTAGE; Chrome plated stem; 1.6610" Head Dia., 0.3410" Stem Dia., 4.9610" O.A.L.
8	Intake	75	V-1903 Std Only	VINTAGE; Chrome plated stem; 2.1100" Head Dia., 0.3420" Stem Dia., 4.9820" O.A.L.
8	Intake	74	V-1964 Std Only	VINTAGE; Chrome plated stem; 1.9600" Head Dia., 0.3415" Stem Dia., 4.9800" O.A.L.
QTY	VALVE GUIDE	YEARS	PART NO.	DESCRIPTION
8	Guide	75-74	VG-5061 Std Only	Loc. Exh.; 0.3430" ID, 2.3800" O.A.L
8	Guide	75-74	VG-5038 Std Only	Loc. Int.; 0.3430" ID, 2.1200" O.A.L
8	Guide, Bulk	75-74	VG-5038B Std Only	Loc. Int.; Carton of 50; 0.3430" ID, 2.1200" O.A.L
QTY	VALVE SPRING	YEARS	PART NO.	DESCRIPTION
16	Spring	75-74	VS-1660R Std Only	Loc. Outer; Optional Hi-Perf.; 1.9400" Free Height
16	Spring	75-74	VS-651 Std Only	VINTAGE; Loc. Inner; 1.7600" Free Height
16	Spring	75-74	VS-665 Std Only	VINTAGE; Loc. Outer; 1.9400" Free Height
QTY	VALVE SEAL	YEARS	PART NO.	DESCRIPTION
16	Valve Stem Seal	75-74	MV-1233C Std Only	O-Ring; (RBB) Rubber
16	Valve Stem Seal	75-74	ST-2092 Std Only	Positive type, Metal Clad; (RBB) Rubber
16	Valve Stem Seal	75-74	ST-2003 Std Only	Positive type; Installation requires valve guide machining; (RBB) Rubber
16	Valve Stem Seal Bulk	75-74	MV-1233 Std Only	O-Ring; Carton of 100; (RBB) Rubber
16	Valve Stem Seal Bulk	75-74	ST-2003BC Std Only	Positive type; Installation requires valve guide machining; Carton of 100; (RBB) Rubber
QTY	VALVE SEAT	YEARS	PART NO.	DESCRIPTION
8	Seat	75-74	245-1750-2 Std Only	Loc. Exh.; 1.7550" OD, 1.5000" ID, 0.2160" Depth
8	Seat	75-74	245-1750-2N Std Only	Loc. Exh.; Premium Material; 1.7550" OD, 1.5000" ID, 0.2160" Depth
8	Seat	75	245-2125-2 Std Only	Loc. Int.; 2.1305" OD, 1.8750" ID, 0.2480" Depth
8	Seat	74	245-2125-1 Std Only	Loc. Int.; 2.1305" OD, 1.8125" ID, 0.2480" Depth
QTY	VALVE, MISC	YEARS	PART NO.	DESCRIPTION
32	Keeper	75-74	VK-115A Std Only	1 groove; Square cut key groove; Carton pack 24
32	Keeper	75-74	VK-115 Std Only	1 groove; Square cut key groove; Carton pack 32
32	Keeper	75-74	VK-115R Std Only	1 groove; Square cut key groove; Hardened
32	Keeper, Bulk	75-74	VK-115B Std Only	1 groove; Square cut key groove; Carton of 1000
QTY	PISTON	YEARS	PART NO.	DESCRIPTION
8	Cast Piston	75-74	357P 20 20-30-40-60	VINTAGE; Cast; .9805" Pin Dia.; 2 Rings 5/64 Groove, 1 Ring 3/16 Groove, 1.700 CD, Flat Head w/4 valve reliefs - 7.8:1 C.R.
8	Cast Piston - Individual	75-74	W357P 20 20-30-40-60	VINTAGE; Cast; .9805" Pin Dia.; 2 Rings 5/64 Groove, 1 Ring 3/16 Groove, 1.700 CD, Flat Head w/4 valve reliefs - 7.8:1 C.R.
QTY	RINGS	YEARS	PART NO.	DESCRIPTION
1	Premium Set	75-74	E-245K Std-20-30-40-60	VINTAGE; 2-5/64, 1-3/16; Premium Moly
1	Standard Set	75-74	E-245X Std-20-30-40-60-80	VINTAGE; 2-5/64, 1-3/16; Iron
QTY	ENGINE BEARINGS	YEARS	PART NO.	DESCRIPTION
1	Main Set	75-74	113M Std-10-20	Performance; 3/4 grooved
1	Main Set	75-74	4040M Std-1-10-20-30	VINTAGE; Grooved upper main brgs.
1	Rod Set	75-74	8-7050CH Std-10-20	Performance
1	Rod Set	75-74	8-1555CPA Std-10-20-30-40	VINTAGE
8	Rod Pair	75-74	1555CPA Std-10-20-30-40	VINTAGE
1	Cam Set	75-74	1220M Std Only	
QTY	OIL PUMP	YEARS	PART NO.	DESCRIPTION
1	Oil Pump	75-74	224-43364S	High Pressure; 3/4" inlet tube; Incl. screen
1	Inter. Shaft	75-74	224-61236	
1	Screen Assy.	75-74	224-11236	Use w/224-43364S; 3/4" inlet tube
QTY	GASKETS	YEARS	PART NO.	DESCRIPTION
1	Kit Gasket Set	75-74	260-1025	VINTAGE
QTY	FREEZE PLUGS	YEARS	PART NO.	DESCRIPTION
1	Brass Block Plug Kit	75-74	381-8021	VINTAGE
1	Steel Block Plug Kit	75-74	381-4028	
1	Brass Deep Cup Freeze Plug	75-74	381-9010	0.938" Diameter
1	Brass Deep Cup Freeze Plug	75-74	381-9026	1.953" Diameter
1	Steel Deep Cup Freeze Plug	75-74	381-3039	0.938" Diameter
1	Steel Deep Cup Freeze Plug	75-74	381-3042	1.953" Diameter
1	Steel Deep Cup Freeze Plug	75-74	381-3112	2.063" Diameter

VALVE TRAIN

VALVE TRAIN

BLOCK

BLOCK

GM Car (Incl. Buick, Cad., Chev., Olds., Pontiac)

350 5.7L (5733cc) OHV V8 (16 Valve) (Pontiac), 3.875" Bore (GMC Eng.), 2 Bbl. "VIN M" 1976-1972 273

QTY	TIMING	YEARS	PART NO.	DESCRIPTION
1	3 Piece Set	76-72	KT3-350S	VINTAGE; 223-305, 223-371 not sold separately; (1) 222-350; (1) 223-305; (1) 223-371
1	CAMSHAFT/LIFTER Camshaft	76-72	CS-641	DESCRIPTION VINTAGE; Hydraulic, (050) Duration at .050 Lobe Lift, 208 Exh., 198 Int., 111 Degrees Lobe Separation
1	Prelube		55-403 Std Only	1.5 oz. packet
1	Prelube		55-400 Std Only	4 oz. bottle; 1.5 oz. packet No. 55-403 also avail.
16	Lifter	76-72	HT-951 Std Only	Hyd.
16	Lifter, Bulk	76-72	HT-951B Std Only	Hyd.; Carton of 128
16	PUSH ROD Push Rod	76-72	RP-3229R Std Only	DESCRIPTION Chrome-Moly; 9.1300" O.A.L.
16	Push Rod	76-72	RP-3028 Std Only	VINTAGE; 9.1360" O.A.L.
16	Push Rod, Bulk	76-72	BRP-3028 Std Only	VINTAGE; Carton of 100; 9.1360" O.A.L.
16	ROCKER PARTS Arm Assy.	76-72	R-1032 Std Only	DESCRIPTION Incl. arm, ball & nut
16	Arm Assy., Bulk	76-72	R-1032B Std Only	Incl. arm, ball & nut; Carton of 64
16	Arm	76-72	R-849A Std Only	
16	Nut	76-72	MR-1934 Std Only	3/8" x 24 UNF
8	VALVE Exhaust	76-73	V-1963 Std Only	DESCRIPTION VINTAGE; Chrome plated stem; 1.6610" Head Dia., 0.3410" Stem Dia., 4.9610" O.A.L.
8	Exhaust	72	V-1832 Std Only	VINTAGE; Chrome plated stem; 1.6600" Head Dia., 0.3405" Stem Dia., 4.9840" O.A.L.
8	Intake	76-75	V-1903 Std Only	VINTAGE; Chrome plated stem; 2.1100" Head Dia., 0.3420" Stem Dia., 4.9820" O.A.L.
8	Intake	74-72	V-1964 Std Only	VINTAGE; Chrome plated stem; 1.9600" Head Dia., 0.3415" Stem Dia., 4.9800" O.A.L.
8	VALVE GUIDE Guide	76-72	VG-5061 Std Only	DESCRIPTION Loc. Exh.; 0.3430" ID, 2.3800" O.A.L.
8	Guide	76-72	VG-5038 Std Only	Loc. Int.; 0.3430" ID, 2.1200" O.A.L.
8	Guide, Bulk	76-72	VG-5038B Std Only	Loc. Int.; Carton of 50; 0.3430" ID, 2.1200" O.A.L.
16	VALVE SPRING Spring	76-72	VS-1660R Std Only	DESCRIPTION Loc. Outer; Optional Hi-Perf.; 1.9400" Free Height
16	Spring	76-72	VS-651 Std Only	VINTAGE; Loc. Inner; 1.7600" Free Height
16	Spring	76-72	VS-665 Std Only	VINTAGE; Loc. Outer; 1.9400" Free Height
16	VALVE SEAL Valve Stem Seal	76-72	MV-1233C Std Only	DESCRIPTION O-Ring; (RBB) Rubber
16	Valve Stem Seal	76-72	ST-2092 Std Only	Positive type, Metal Clad; (RBB) Rubber
16	Valve Stem Seal	76-72	ST-2003 Std Only	Positive type; Installation requires valve guide machining; (RBB) Rubber
16	Valve Stem Seal Bulk	76-72	MV-1233 Std Only	O-Ring; Carton of 100; (RBB) Rubber
16	Valve Stem Seal Bulk	76-72	ST-2003BC Std Only	Positive type; Installation requires valve guide machining; Carton of 100; (RBB) Rubber
8	VALVE SEAT Seat	76-74	245-1750-2 Std Only	DESCRIPTION Loc. Exh.; 1.7550" OD, 1.5000" ID, 0.2160" Depth
8	Seat	76-74	245-1750-2N Std Only	Loc. Exh.; Premium Material; 1.7550" OD, 1.5000" ID, 0.2160" Depth
8	Seat	74-72	245-2125-1 Std Only	Loc. Int.; 2.1305" OD, 1.8125" ID, 0.2480" Depth
8	Seat	73-72	245-1750-2 Std Only	Loc. Exh.; Use w/V-1832 & V-1963; 1.7550" OD, 1.5000" ID, 0.2160" Depth
8	Seat	73-72	245-1750-2N Std Only	Loc. Exh.; Use w/V-1832 & V-1963; Premium Material; 1.7550" OD, 1.5000" ID, 0.2160" Depth
8	Seat	73-72	245-1812-1 Std Only	Loc. Exh.; Use w/V-1902 & V-3923; 1.8175" OD, 1.5625" ID, 0.2480" Depth
8	Seat	73-72	245-1812-1N Std Only	Loc. Exh.; Use w/V-1902 & V-3923; Premium Material; 1.8175" OD, 1.5625" ID, 0.2480" Depth
32	VALVE, MISC Keeper	76-72	VK-115A Std Only	DESCRIPTION 1 groove; Square cut key groove; Carton pack 24
32	Keeper	76-72	VK-115 Std Only	1 groove; Square cut key groove; Carton pack 32
32	Keeper	76-72	VK-115R Std Only	1 groove; Square cut key groove; Hardened
32	Keeper, Bulk	76-72	VK-115B Std Only	1 groove; Square cut key groove; Carton of 1000
8	PISTON Cast Piston	76-72	357P 20 20-30-40-60	DESCRIPTION VINTAGE; Cast; .9805" Pin Dia.; 2 Rings 5/64 Groove, 1 Ring 3/16 Groove, 1.700 CD, Flat Head w/4 valve reliefs - 7.8:1 C.R.
8	Cast Piston - Individual	76-72	W357P 20 20-30-40-60	VINTAGE; Cast; .9805" Pin Dia.; 2 Rings 5/64 Groove, 1 Ring 3/16 Groove, 1.700 CD, Flat Head w/4 valve reliefs - 7.8:1 C.R.
1	RINGS Premium Set	76-72	E-245K Std-20-30-40-60	DESCRIPTION VINTAGE; 2-5/64, 1-3/16; Premium Moly

VALVE TRAIN

VALVE TRAIN

BLOCK

BLOCK

(continued on next page)

GM Car (Incl. Buick, Cad., Chev., Olds., Pontiac)

273 350 5.7L (5733cc) OHV V8 (16 Valve) (Pontiac), 3.875" Bore (GMC Eng.), 2 Bbl. "VIN M" 1976-1972
(cont.)

	QTY	RINGS (cont.)	YEARS	PART NO.	DESCRIPTION
BLOCK	1	Standard Set	76-72	E-245X Std-20-30-40-60-80	VINTAGE; 2-5/64, 1-3/16; Iron
	ENGINE BEARINGS		YEARS	PART NO.	DESCRIPTION
	1	Main Set	76-72	113M Std-10-20	Performance; 3/4 grooved
	1	Main Set	76-72	4040M Std-1-10-20-30	VINTAGE; Grooved upper main brgs.
	1	Rod Set	76-72	8-7050CH Std-10-20	Performance
	1	Rod Set	76-72	8-1555CPA Std-10-20-30-40	VINTAGE
	8	Rod Pair	76-72	1555CPA Std-10-20-30-40	VINTAGE
	1	Cam Set	76-72	1220M Std Only	
	OIL PUMP		YEARS	PART NO.	DESCRIPTION
	1	Oil Pump	76-72	224-43364S	High Pressure; 3/4" inlet tube; Incl. screen
	1	Inter. Shaft	76-72	224-61236	
	1	Screen Assy.	76-72	224-11236	Use w/224-43364S; 3/4" inlet tube
	GASKETS		YEARS	PART NO.	DESCRIPTION
	1	Kit Gasket Set	76-72	260-1025	VINTAGE
	FREEZE PLUGS		YEARS	PART NO.	DESCRIPTION
	1	Brass Block Plug Kit	76-72	381-8021	VINTAGE
	1	Steel Block Plug Kit	76-72	381-4028	
	1	Brass Deep Cup Freeze Plug	76-72	381-9010	0.938" Diameter
1	Brass Deep Cup Freeze Plug	76-72	381-9026	1.953" Diameter	
1	Steel Deep Cup Freeze Plug	76-72	381-3039	0.938" Diameter	
1	Steel Deep Cup Freeze Plug	76-72	381-3042	1.953" Diameter	
1	Steel Deep Cup Freeze Plug	76-72	381-3112	2.063" Diameter	

274 350 5.7L (5733cc) OHV V8 (16 Valve) (Pontiac), 3.875" Bore (GMC Eng.), 2 Bbl. "VIN N" 1975-1972

	QTY	TIMING	YEARS	PART NO.	DESCRIPTION
VALVE TRAIN	1	3 Piece Set	75-72	KT3-350S	VINTAGE; 223-305, 223-371 not sold separately; (1) 222-350; (1) 223-305; (1) 223-371
	CAMSHAFT/LIFTER		YEARS	PART NO.	DESCRIPTION
	1	Camshaft	75-72	CS-641	VINTAGE; Hydraulic, (050) Duration at .050 Lobe Lift, 208 Exh., 198 Int., 111 Degrees Lobe Separation
	1	Prelube		55-403 Std Only	1.5 oz. packet
	1	Prelube		55-400 Std Only	4 oz. bottle; 1.5 oz. packet No. 55-403 also avail.
	16	Lifter	75-72	HT-951 Std Only	Hyd.
	16	Lifter, Bulk	75-72	HT-951B Std Only	Hyd.; Carton of 128
	PUSH ROD		YEARS	PART NO.	DESCRIPTION
	16	Push Rod	75-72	RP-3229R Std Only	Chrome-Moly; 9.1300" O.A.L.
	16	Push Rod	75-72	RP-3028 Std Only	VINTAGE; 9.1360" O.A.L.
	16	Push Rod, Bulk	75-72	BRP-3028 Std Only	VINTAGE; Carton of 100; 9.1360" O.A.L.
	ROCKER PARTS		YEARS	PART NO.	DESCRIPTION
	16	Arm Assy.	75-72	R-1032 Std Only	Incl. arm, ball & nut
	16	Arm Assy., Bulk	75-72	R-1032B Std Only	Incl. arm, ball & nut; Carton of 64
	16	Arm	75-72	R-849A Std Only	
	16	Nut	75-72	MR-1934 Std Only	3/8" x 24 UNF
	VALVE		YEARS	PART NO.	DESCRIPTION
	8	Exhaust	75-73	V-1963 Std Only	VINTAGE; Chrome plated stem; 1.6610" Head Dia., 0.3410" Stem Dia., 4.9610" O.A.L.
	8	Exhaust	72	V-1832 Std Only	VINTAGE; Chrome plated stem; 1.6600" Head Dia., 0.3405" Stem Dia., 4.9840" O.A.L.
	8	Intake	75	V-1903 Std Only	VINTAGE; Chrome plated stem; 2.1100" Head Dia., 0.3420" Stem Dia., 4.9820" O.A.L.
	8	Intake	74-72	V-1964 Std Only	VINTAGE; Chrome plated stem; 1.9600" Head Dia., 0.3415" Stem Dia., 4.9800" O.A.L.
	VALVE GUIDE		YEARS	PART NO.	DESCRIPTION
	8	Guide	75-72	VG-5061 Std Only	Loc. Exh.; 0.3430" ID, 2.3800" O.A.L
	8	Guide	75-72	VG-5038 Std Only	Loc. Int.; 0.3430" ID, 2.1200" O.A.L
	8	Guide, Bulk	75-72	VG-5038B Std Only	Loc. Int.; Carton of 50; 0.3430" ID, 2.1200" O.A.L
	VALVE SPRING		YEARS	PART NO.	DESCRIPTION
	16	Spring	75-72	VS-1660R Std Only	Loc. Outer; Optional Hi-Perf.; 1.9400" Free Height
	16	Spring	75-72	VS-651 Std Only	VINTAGE; Loc. Inner; 1.7600" Free Height
16	Spring	75-72	VS-665 Std Only	VINTAGE; Loc. Outer; 1.9400" Free Height	
VALVE SEAL		YEARS	PART NO.	DESCRIPTION	
16	Valve Stem Seal	75-72	MV-1233C Std Only	O-Ring; (RBB) Rubber	
16	Valve Stem Seal	75-72	ST-2092 Std Only	Positive type, Metal Clad; (RBB) Rubber	
16	Valve Stem Seal	75-72	ST-2003 Std Only	Positive type; Installation requires valve guide machining; (RBB) Rubber	
16	Valve Stem Seal Bulk	75-72	MV-1233 Std Only	O-Ring; Carton of 100; (RBB) Rubber	

(continued on next page)

GM Car (Incl. Buick, Cad., Chev., Olds., Pontiac)

350 5.7L (5733cc) OHV V8 (16 Valve) (Pontiac), 3.875" Bore (GMC Eng.), 2 Bbl. "VIN N" 1975-1972 274
(cont.)

VALVE TRAIN	QTY	VALVE SEAL (cont.)	YEARS	PART NO.	DESCRIPTION	VALVE TRAIN
	16	Valve Stem Seal Bulk	75-72	ST-2003BC Std Only	Positive type; Installation requires valve guide machining; Carton of 100; (RBB) Rubber	
	8	Seat	75-74	245-1750-2 Std Only	Loc. Exh.; 1.7550" OD, 1.5000" ID, 0.2160" Depth	
	8	Seat	75-74	245-1750-2N Std Only	Loc. Exh.; Premium Material; 1.7550" OD, 1.5000" ID, 0.2160" Depth	
	8	Seat	74-72	245-2125-1 Std Only	Loc. Int.; 2.1305" OD, 1.8125" ID, 0.2480" Depth	
	8	Seat	73-72	245-1750-2 Std Only	Loc. Exh.; Use w/V-1832 & V-1963; 1.7550" OD, 1.5000" ID, 0.2160" Depth	
	8	Seat	73-72	245-1750-2N Std Only	Loc. Exh.; Use w/V-1832 & V-1963; Premium Material; 1.7550" OD, 1.5000" ID, 0.2160" Depth	
	8	Seat	73-72	245-1812-1 Std Only	Loc. Exh.; Use w/V-1902 & V-3923; 1.8175" OD, 1.5625" ID, 0.2480" Depth	
	8	Seat	73-72	245-1812-1N Std Only	Loc. Exh.; Use w/V-1902 & V-3923; Premium Material; 1.8175" OD, 1.5625" ID, 0.2480" Depth	
	32	Keeper	75-72	VK-115A Std Only	1 groove; Square cut key groove; Carton pack 24	
	32	Keeper	75-72	VK-115 Std Only	1 groove; Square cut key groove; Carton pack 32	
	32	Keeper	75-72	VK-115R Std Only	1 groove; Square cut key groove; Hardened	
	32	Keeper, Bulk	75-72	VK-115B Std Only	1 groove; Square cut key groove; Carton of 1000	
	8	Cast Piston	75-72	357P 20 20-30-40-60	VINTAGE; Cast; .9805" Pin Dia.; 2 Rings 5/64 Groove, 1 Ring 3/16 Groove, 1.700 CD, Flat Head w/4 valve reliefs - 7.8:1 C.R.	
	8	Cast Piston - Individual	75-72	W357P 20 20-30-40-60	VINTAGE; Cast; .9805" Pin Dia.; 2 Rings 5/64 Groove, 1 Ring 3/16 Groove, 1.700 CD, Flat Head w/4 valve reliefs - 7.8:1 C.R.	
	1	Premium Set	75-72	E-245K Std-20-30-40-60	VINTAGE; 2-5/64, 1-3/16; Premium Moly	
	1	Standard Set	75-72	E-245X Std-20-30-40-60-80	VINTAGE; 2-5/64, 1-3/16; Iron	
	1	Main Set	75-72	113M Std-10-20	Performance; 3/4 grooved	
	1	Main Set	75-72	4040M Std-1-10-20-30	VINTAGE; Grooved upper main brgs.	
	1	Rod Set	75-72	8-7050CH Std-10-20	Performance	
	1	Rod Set	75-72	8-1555CPA Std-10-20-30-40	VINTAGE	
	8	Rod Pair	75-72	1555CPA Std-10-20-30-40	VINTAGE	
	1	Cam Set	75-72	1220M Std Only	VINTAGE	
	1	Oil Pump	75-72	224-43364S	High Pressure; 3/4" inlet tube; Incl. screen	
	1	Inter. Shaft	75-72	224-61236		
	1	Screen Assy.	75-72	224-11236	Use w/224-43364S; 3/4" inlet tube	
	1	Kit Gasket Set	75-72	260-1025	VINTAGE	
	1	Brass Block Plug Kit	75-72	381-8021	VINTAGE	
	1	Steel Block Plug Kit	75-72	381-4028		
	1	Brass Deep Cup Freeze Plug	75-72	381-9010	0.938" Diameter	
	1	Brass Deep Cup Freeze Plug	75-72	381-9026	1.953" Diameter	
	1	Steel Deep Cup Freeze Plug	75-72	381-3039	0.938" Diameter	
	1	Steel Deep Cup Freeze Plug	75-72	381-3042	1.953" Diameter	
	1	Steel Deep Cup Freeze Plug	75-72	381-3112	2.063" Diameter	

350 5.7L (5733cc) OHV V8 (16 Valve) (Pontiac), 3.875" Bore (GMC Eng.), 4 Bbl. "VIN P" 1977-1976 275

QTY	TIMING	YEARS	PART NO.	DESCRIPTION
1	3 Piece Set	77-76	KT3-350S	VINTAGE; 223-305, 223-371 not sold separately; (1) 222-350; (1) 223-305; (1) 223-371
1	Camshaft	77-76	CS-690	VINTAGE; Hydraulic, (050) Duration at .050 Lobe Lift, 189 Exh., 189 Int., 107 Degrees Lobe Separation
1	Prelube		55-403 Std Only	1.5 oz. packet
1	Prelube		55-400 Std Only	4 oz. bottle; 1.5 oz. packet No. 55-403 also avail.
16	Lifter	77-76	HT-951 Std Only	Hyd.
16	Lifter, Bulk	77-76	HT-951B Std Only	Hyd.; Carton of 128
16	Push Rod	77-76	RP-3229R Std Only	Chrome-Moly; 9.1300" O.A.L.
16	Push Rod	77-76	RP-3028 Std Only	VINTAGE; 9.1360" O.A.L.
16	Push Rod, Bulk	77-76	BRP-3028 Std Only	VINTAGE; Carton of 100; 9.1360" O.A.L.

(continued on next page)

GM Car (Incl. Buick, Cad., Chev., Olds., Pontiac)

275 350 5.7L (5733cc) OHV V8 (16 Valve) (Pontiac), 3.875" Bore (GMC Eng.), 4 Bbl. "VIN P" 1977-1976
(cont.)

QTY	ROCKER PARTS	YEARS	PART NO.	DESCRIPTION
16	Arm Assy.	77-76	R-1032 Std Only	Incl. arm, ball & nut
16	Arm Assy., Bulk	77-76	R-1032B Std Only	Incl. arm, ball & nut; Carton of 64
16	Arm	77-76	R-849A Std Only	
16	Nut	77-76	MR-1934 Std Only	3/8" x 24 UNF
QTY	VALVE	YEARS	PART NO.	DESCRIPTION
8	Exhaust	77-76	V-1963 Std Only	VINTAGE; Chrome plated stem; 1.6610" Head Dia., 0.3410" Stem Dia., 4.9610" O.A.L.
8	Intake	77-76	V-1903 Std Only	VINTAGE; Chrome plated stem; 2.1100" Head Dia., 0.3420" Stem Dia., 4.9820" O.A.L.
QTY	VALVE GUIDE	YEARS	PART NO.	DESCRIPTION
8	Guide	77-76	VG-5061 Std Only	Loc. Exh.; 0.3430" ID, 2.3800" O.A.L
8	Guide	77-76	VG-5038 Std Only	Loc. Int.; 0.3430" ID, 2.1200" O.A.L
8	Guide, Bulk	77-76	VG-5038B Std Only	Loc. Int.; Carton of 50; 0.3430" ID, 2.1200" O.A.L
QTY	VALVE SPRING	YEARS	PART NO.	DESCRIPTION
16	Spring	77-76	VS-1660R Std Only	Loc. Outer; Optional Hi-Perf.; 1.9400" Free Height
16	Spring	77-76	VS-651 Std Only	VINTAGE; Loc. Inner; 1.7600" Free Height
16	Spring	77-76	VS-665 Std Only	VINTAGE; Loc. Outer; 1.9400" Free Height
QTY	VALVE SEAL	YEARS	PART NO.	DESCRIPTION
16	Valve Stem Seal	77-76	MV-1233C Std Only	O-Ring; (RBB) Rubber
16	Valve Stem Seal	77-76	ST-2092 Std Only	Positive type, Metal Clad; (RBB) Rubber
16	Valve Stem Seal	77-76	ST-2003 Std Only	Positive type; Installation requires valve guide machining; (RBB) Rubber
16	Valve Stem Seal Bulk	77-76	MV-1233 Std Only	O-Ring; Carton of 100; (RBB) Rubber
16	Valve Stem Seal Bulk	77-76	ST-2003BC Std Only	Positive type; Installation requires valve guide machining; Carton of 100; (RBB) Rubber
QTY	VALVE SEAT	YEARS	PART NO.	DESCRIPTION
8	Seat	77-76	245-1750-2 Std Only	Loc. Exh.; 1.7550" OD, 1.5000" ID, 0.2160" Depth
8	Seat	77-76	245-1750-2N Std Only	Loc. Exh.; Premium Material; 1.7550" OD, 1.5000" ID, 0.2160" Depth
8	Seat	77-76	245-2125-2 Std Only	Loc. Int.; 2.1305" OD, 1.8750" ID, 0.2480" Depth
QTY	VALVE, MISC	YEARS	PART NO.	DESCRIPTION
32	Keeper	77-76	VK-115A Std Only	1 groove; Square cut key groove; Carton pack 24
32	Keeper	77-76	VK-115 Std Only	1 groove; Square cut key groove; Carton pack 32
32	Keeper	77-76	VK-115R Std Only	1 groove; Square cut key groove; Hardened
32	Keeper, Bulk	77-76	VK-115B Std Only	1 groove; Square cut key groove; Carton of 1000
QTY	PISTON	YEARS	PART NO.	DESCRIPTION
8	Cast Piston	77-76	357P 20 20-30-40-60	VINTAGE; Cast; .9805" Pin Dia.; 2 Rings 5/64 Groove, 1 Ring 3/16 Groove, 1.700 CD, Flat Head w/4 valve reliefs - 7.8:1 C.R.
8	Cast Piston - Individual	77-76	W357P 20 20-30-40-60	VINTAGE; Cast; .9805" Pin Dia.; 2 Rings 5/64 Groove, 1 Ring 3/16 Groove, 1.700 CD, Flat Head w/4 valve reliefs - 7.8:1 C.R.
QTY	RINGS	YEARS	PART NO.	DESCRIPTION
1	Premium Set	77-76	E-245K Std-20-30-40-60	VINTAGE; 2-5/64, 1-3/16; Premium Moly
1	Standard Set	77-76	E-245X Std-20-30-40-60-80	VINTAGE; 2-5/64, 1-3/16; Iron
QTY	ENGINE BEARINGS	YEARS	PART NO.	DESCRIPTION
1	Main Set	77-76	113M Std-10-20	Performance; 3/4 grooved
1	Main Set	77-76	4040M Std-1-10-20-30	VINTAGE; Grooved upper main brgs.
1	Rod Set	77-76	8-7050CH Std-10-20	Performance
1	Rod Set	77-76	8-1555CPA Std-10-20-30-40	VINTAGE
8	Rod Pair	77-76	1555CPA Std-10-20-30-40	VINTAGE
1	Cam Set	77-76	1220M Std Only	
QTY	OIL PUMP	YEARS	PART NO.	DESCRIPTION
1	Oil Pump	77-76	224-43364S	High Pressure; 3/4" inlet tube; Incl. screen
1	Inter. Shaft	77-76	224-61236	
1	Screen Assy.	77-76	224-11236	Use w/224-43364S; 3/4" inlet tube
QTY	GASKETS	YEARS	PART NO.	DESCRIPTION
1	Kit Gasket Set	77-76	260-1025	VINTAGE
QTY	FREEZE PLUGS	YEARS	PART NO.	DESCRIPTION
1	Brass Block Plug Kit	77-76	381-8021	VINTAGE
1	Steel Block Plug Kit	77-76	381-4028	
1	Brass Deep Cup Freeze Plug	77-76	381-9010	0.938" Diameter
1	Brass Deep Cup Freeze Plug	77-76	381-9026	1.953" Diameter
1	Steel Deep Cup Freeze Plug	77-76	381-3039	0.938" Diameter
1	Steel Deep Cup Freeze Plug	77-76	381-3042	1.953" Diameter
1	Steel Deep Cup Freeze Plug	77-76	381-3112	2.063" Diameter

VALVE TRAIN

VALVE TRAIN

BLOCK

BLOCK

GM Car (Incl. Buick, Cad., Chev., Olds., Pontiac)

350 5.7L (5733cc) OHV V8 (16 Valve) (Pontiac), 3.875" Bore (GMC Eng.), 2 Bbl. "VIN V" 1976 276

QTY	TIMING	YEARS	PART NO.	DESCRIPTION
1	3 Piece Set	76	KT3-350S	VINTAGE; 223-305, 223-371 not sold separately; (1) 222-350; (1) 223-305; (1) 223-371
QTY	CAMSHAFT/LIFTER	YEARS	PART NO.	DESCRIPTION
16	Lifter	76	HT-951 Std Only	Hyd.
16	Lifter, Bulk	76	HT-951B Std Only	Hyd.; Carton of 128
QTY	PUSH ROD	YEARS	PART NO.	DESCRIPTION
16	Push Rod	76	RP-3229R Std Only	Chrome-Moly; 9.1300" O.A.L.
16	Push Rod	76	RP-3028 Std Only	VINTAGE; 9.1360" O.A.L.
16	Push Rod, Bulk	76	BRP-3028 Std Only	VINTAGE; Carton of 100; 9.1360" O.A.L.
QTY	ROCKER PARTS	YEARS	PART NO.	DESCRIPTION
16	Arm Assy.	76	R-1032 Std Only	Incl. arm, ball & nut
16	Arm Assy., Bulk	76	R-1032B Std Only	Incl. arm, ball & nut; Carton of 64
16	Arm	76	R-849A Std Only	
16	Nut	76	MR-1934 Std Only	3/8" x 24 UNF
QTY	VALVE	YEARS	PART NO.	DESCRIPTION
8	Exhaust	76	V-1963 Std Only	VINTAGE; Chrome plated stem; 1.6610" Head Dia., 0.3410" Stem Dia., 4.9610" O.A.L.
8	Intake	76	V-1903 Std Only	VINTAGE; Chrome plated stem; 2.1100" Head Dia., 0.3420" Stem Dia., 4.9820" O.A.L.
QTY	VALVE GUIDE	YEARS	PART NO.	DESCRIPTION
8	Guide	76	VG-5061 Std Only	Loc. Exh.; 0.3430" ID, 2.3800" O.A.L.
8	Guide	76	VG-5038 Std Only	Loc. Int.; 0.3430" ID, 2.1200" O.A.L.
8	Guide, Bulk	76	VG-5038B Std Only	Loc. Int.; Carton of 50; 0.3430" ID, 2.1200" O.A.L.
QTY	VALVE SPRING	YEARS	PART NO.	DESCRIPTION
16	Spring	76	VS-1660R Std Only	Loc. Outer; Optional Hi-Perf.; 1.9400" Free Height
16	Spring	76	VS-651 Std Only	VINTAGE; Loc. Inner; 1.7600" Free Height
16	Spring	76	VS-665 Std Only	VINTAGE; Loc. Outer; 1.9400" Free Height
QTY	VALVE SEAL	YEARS	PART NO.	DESCRIPTION
16	Valve Stem Seal	76	MV-1233C Std Only	O-Ring; (RBB) Rubber
16	Valve Stem Seal	76	ST-2092 Std Only	Positive type, Metal Clad; (RBB) Rubber
16	Valve Stem Seal	76	ST-2003 Std Only	Positive type; Installation requires valve guide machining; (RBB) Rubber
16	Valve Stem Seal Bulk	76	MV-1233 Std Only	O-Ring; Carton of 100; (RBB) Rubber
16	Valve Stem Seal Bulk	76	ST-2003BC Std Only	Positive type; Installation requires valve guide machining; Carton of 100; (RBB) Rubber
QTY	VALVE SEAT	YEARS	PART NO.	DESCRIPTION
8	Seat	76	245-1750-2 Std Only	Loc. Exh.; 1.7550" OD, 1.5000" ID, 0.2160" Depth
8	Seat	76	245-1750-2N Std Only	Loc. Exh.; Premium Material; 1.7550" OD, 1.5000" ID, 0.2160" Depth
QTY	VALVE, MISC	YEARS	PART NO.	DESCRIPTION
32	Keeper	76	VK-115A Std Only	1 groove; Square cut key groove; Carton pack 24
32	Keeper	76	VK-115 Std Only	1 groove; Square cut key groove; Carton pack 32
32	Keeper	76	VK-115R Std Only	1 groove; Square cut key groove; Hardened
32	Keeper, Bulk	76	VK-115B Std Only	1 groove; Square cut key groove; Carton of 1000
QTY	PISTON	YEARS	PART NO.	DESCRIPTION
8	Cast Piston	76	357P 20 20-30-40-60	VINTAGE; Cast; .9805" Pin Dia.; 2 Rings 5/64 Groove, 1 Ring 3/16 Groove, 1.700 CD, Flat Head w/4 valve reliefs - 7.8:1 C.R.
8	Cast Piston - Individual	76	W357P 20 20-30-40-60	VINTAGE; Cast; .9805" Pin Dia.; 2 Rings 5/64 Groove, 1 Ring 3/16 Groove, 1.700 CD, Flat Head w/4 valve reliefs - 7.8:1 C.R.
QTY	RINGS	YEARS	PART NO.	DESCRIPTION
1	Premium Set	76	E-245K Std-20-30-40-60	VINTAGE; 2-5/64, 1-3/16; Premium Moly
1	Standard Set	76	E-245X Std-20-30-40-60-80	VINTAGE; 2-5/64, 1-3/16; Iron
QTY	ENGINE BEARINGS	YEARS	PART NO.	DESCRIPTION
1	Main Set	76	113M Std-10-20	Performance; 3/4 grooved
1	Main Set	76	4040M Std-1-10-20-30	VINTAGE; Grooved upper main brgs.
1	Rod Set	76	8-7050CH Std-10-20	Performance
1	Rod Set	76	8-1555CPA Std-10-20-30-40	VINTAGE
8	Rod Pair	76	1555CPA Std-10-20-30-40	VINTAGE
1	Cam Set	76	1220M Std Only	
QTY	OIL PUMP	YEARS	PART NO.	DESCRIPTION
1	Oil Pump	76	224-43364S	High Pressure; 3/4" inlet tube; Incl. screen
1	Inter. Shaft	76	224-61236	
1	Screen Assy.	76	224-11236	Use w/224-43364S; 3/4" inlet tube
QTY	GASKETS	YEARS	PART NO.	DESCRIPTION
1	Kit Gasket Set	76	260-1025	VINTAGE

(continued on next page)

GM Car (Incl. Buick, Cad., Chev., Olds., Pontiac)

276 350 5.7L (5733cc) OHV V8 (16 Valve) (Pontiac), 3.875" Bore (GMC Eng.), 2 Bbl. "VIN V" 1976
(cont.)

BLOCK	QTY	FREEZE PLUGS	YEARS	PART NO.	DESCRIPTION	BLOCK
	1	Brass Block Plug Kit	76	381-8021	VINTAGE	
	1	Steel Block Plug Kit	76	381-4028		
	1	Brass Deep Cup Freeze Plug	76	381-9010	0.938" Diameter	
	1	Brass Deep Cup Freeze Plug	76	381-9026	1.953" Diameter	
	1	Steel Deep Cup Freeze Plug	76	381-3039	0.938" Diameter	
	1	Steel Deep Cup Freeze Plug	76	381-3042	1.953" Diameter	
	1	Steel Deep Cup Freeze Plug	76	381-3112	2.063" Diameter	

277 350 5.7L (5733cc) OHV V8 (16 Valve) (Pontiac), 3.875" Bore (GMC Eng.), 2 Bbl. "Eng. Code W7" 1970

VALVE TRAIN	QTY	TIMING	YEARS	PART NO.	DESCRIPTION	VALVE TRAIN
	1	3 Piece Set	70	KT3-350S	VINTAGE; 223-305, 223-371 not sold separately; (1) 222-350; (1) 223-305; (1) 223-371	
	16	CAMSHAFT/LIFTER	YEARS	PART NO.	DESCRIPTION	
	16	Lifter	70	HT-951 Std Only	Hyd.	
	16	Lifter, Bulk	70	HT-951B Std Only	Hyd.; Carton of 128	
	16	PUSH ROD	YEARS	PART NO.	DESCRIPTION	
	16	Push Rod	70	RP-3229R Std Only	Chrome-Moly; 9.1300" O.A.L.	
	16	Push Rod	70	RP-3028 Std Only	VINTAGE; 9.1360" O.A.L.	
	16	Push Rod, Bulk	70	BRP-3028 Std Only	VINTAGE; Carton of 100; 9.1360" O.A.L.	
	16	ROCKER PARTS	YEARS	PART NO.	DESCRIPTION	
	16	Arm Assy.	70	R-1032 Std Only	Exc. HO; Incl. arm, ball & nut	
	16	Arm Assy.	70	R-850 Std Only	VINTAGE; w/HO; Incl. arm & ball	
	16	Arm Assy., Bulk	70	R-1032B Std Only	Exc. HO; Incl. arm, ball & nut; Carton of 64	
	16	Arm	70	R-849A Std Only	Exc. HO	
	16	Rocker Arm Ball	70	MR-1810 Std Only	w/HO	
	16	Nut	70	MR-1934 Std Only	Exc. HO; 3/8" x 24 UNF	
	8	VALVE	YEARS	PART NO.	DESCRIPTION	
	8	Exhaust	70	V-1832 Std Only	VINTAGE; Chrome plated stem; 1.6600" Head Dia., 0.3405" Stem Dia., 4.9840" O.A.L.	
	8	VALVE GUIDE	YEARS	PART NO.	DESCRIPTION	
	8	Guide	70	VG-5061 Std Only	Loc. Exh.; 0.3430" ID, 2.3800" O.A.L	
	8	Guide	70	VG-5038 Std Only	Loc. Int.; 0.3430" ID, 2.1200" O.A.L	
	8	Guide, Bulk	70	VG-5038B Std Only	Loc. Int.; Carton of 50; 0.3430" ID, 2.1200" O.A.L	
	16	VALVE SPRING	YEARS	PART NO.	DESCRIPTION	
	16	Spring	70	VS-1660R Std Only	Loc. Outer; Optional Hi-Perf.; 1.9400" Free Height	
	16	Spring	70	VS-665 Std Only	VINTAGE; Loc. Outer; 1.9400" Free Height	
	16	VALVE SEAL	YEARS	PART NO.	DESCRIPTION	
	16	Valve Stem Seal	70	MV-1233C Std Only	O-Ring; (RBB) Rubber	
	16	Valve Stem Seal	70	ST-2092 Std Only	Positive type, Metal Clad; (RBB) Rubber	
	16	Valve Stem Seal	70	ST-2003 Std Only	Positive type; Installation requires valve guide machining; (RBB) Rubber	
	16	Valve Stem Seal Bulk	70	MV-1233 Std Only	O-Ring; Carton of 100; (RBB) Rubber	
	16	Valve Stem Seal Bulk	70	ST-2003BC Std Only	Positive type; Installation requires valve guide machining; Carton of 100; (RBB) Rubber	
	8	VALVE SEAT	YEARS	PART NO.	DESCRIPTION	
	8	Seat	70	245-1750-2 Std Only	Loc. Exh.; Use w/V-1832 & V-1963; 1.7550" OD, 1.5000" ID, 0.2160" Depth	
	8	Seat	70	245-1750-2N Std Only	Loc. Exh.; Use w/V-1832 & V-1963; Premium Material; 1.7550" OD, 1.5000" ID, 0.2160" Depth	
	8	Seat	70	245-1812-1 Std Only	Loc. Exh.; Use w/V-1902 & V-3923; 1.8175" OD, 1.5625" ID, 0.2480" Depth	
	8	Seat	70	245-1812-1N Std Only	Loc. Exh.; Use w/V-1902 & V-3923; Premium Material; 1.8175" OD, 1.5625" ID, 0.2480" Depth	
	32	VALVE, MISC	YEARS	PART NO.	DESCRIPTION	
	32	Keeper	70	VK-115A Std Only	1 groove; Square cut key groove; Carton pack 24	
	32	Keeper	70	VK-115 Std Only	1 groove; Square cut key groove; Carton pack 32	
	32	Keeper	70	VK-115R Std Only	1 groove; Square cut key groove; Hardened	
	32	Keeper, Bulk	70	VK-115B Std Only	1 groove; Square cut key groove; Carton of 1000	
	8	PISTON	YEARS	PART NO.	DESCRIPTION	
	8	Cast Piston	70	357P 20 20-30-40-60	VINTAGE; Cast; .9805" Pin Dia.; 2 Rings 5/64 Groove, 1 Ring 3/16 Groove, 1.700 CD, Flat Head w/4 valve reliefs - 7.8:1 C.R.	
	8	Cast Piston - Individual	70	W357P 20 20-30-40-60	VINTAGE; Cast; .9805" Pin Dia.; 2 Rings 5/64 Groove, 1 Ring 3/16 Groove, 1.700 CD, Flat Head w/4 valve reliefs - 7.8:1 C.R.	
	1	RINGS	YEARS	PART NO.	DESCRIPTION	
	1	Premium Set	70	E-245K Std-20-30-40-60	VINTAGE; 2-5/64, 1-3/16; Premium Moly	

(continued on next page)

GM Car (Incl. Buick, Cad., Chev., Olds., Pontiac)

350 5.7L (5733cc) OHV V8 (16 Valve) (Pontiac), 3.875" Bore (GMC Eng.), 2 Bbl. "Eng. Code W7" 1970 277
(cont.)

	QTY	RINGS (cont.)	YEARS	PART NO.	DESCRIPTION	
BLOCK	1	Standard Set	70	E-245X Std-20-30-40-60-80	VINTAGE; 2-5/64, 1-3/16; Iron	
	ENGINE BEARINGS					
	1	Main Set	70	113M Std-10-20	Performance; 3/4 grooved	
	1	Main Set	70	4040M Std-1-10-20-30	VINTAGE; Grooved upper main brgs.	
	1	Rod Set	70	8-7050CH Std-10-20	Performance	
	1	Rod Set	70	8-1555CPA Std-10-20-30-40	VINTAGE	
	8	Rod Pair	70	1555CPA Std-10-20-30-40	VINTAGE	
	1	Cam Set	70	1220M Std Only		
	OIL PUMP					
	1	Oil Pump	70	224-43364S	High Pressure; 3/4" inlet tube; Incl. screen	
1	Inter. Shaft	70	224-61236			
1	Screen Assy.	70	224-11236	Use w/224-43364S; 3/4" inlet tube		
GASKETS						
1	Kit Gasket Set	70	260-1025	VINTAGE		
FREEZE PLUGS						
1	Brass Block Plug Kit	70	381-8021	VINTAGE		
1	Steel Block Plug Kit	70	381-4028			
1	Brass Deep Cup Freeze Plug	70	381-9010	0.938" Diameter		
1	Brass Deep Cup Freeze Plug	70	381-9026	1.953" Diameter		
1	Steel Deep Cup Freeze Plug	70	381-3039	0.938" Diameter		
1	Steel Deep Cup Freeze Plug	70	381-3042	1.953" Diameter		
1	Steel Deep Cup Freeze Plug	70	381-3112	2.063" Diameter		

350 5.7L (5733cc) OHV V8 (16 Valve) (Pontiac), 3.875" Bore (GMC Eng.), 2 Bbl. "Eng. Code WC" 1969-1968 278

	QTY	TIMING	YEARS	PART NO.	DESCRIPTION	
VALVE TRAIN	1	3 Piece Set	69-68	KT3-350S	VINTAGE; 223-305, 223-371 not sold separately; (1) 222-350; (1) 223-305; (1) 223-371	
	CAMSHAFT/LIFTER					
	16	Lifter	69-68	HT-951 Std Only	Hyd.	
	16	Lifter, Bulk	69-68	HT-951B Std Only	Hyd.; Carton of 128	
	PUSH ROD					
	16	Push Rod	69-68	RP-3229R Std Only	Chrome-Moly; 9.1300" O.A.L.	
	16	Push Rod	69-68	RP-3028 Std Only	VINTAGE; 9.1360" O.A.L.	
	16	Push Rod, Bulk	69-68	BRP-3028 Std Only	VINTAGE; Carton of 100; 9.1360" O.A.L.	
	ROCKER PARTS					
	16	Arm Assy.	69-68	R-1032 Std Only	Exc. HO; Incl. arm, ball & nut	
	16	Arm Assy.	69-68	R-850 Std Only	VINTAGE; w/HO; Incl. arm & ball	
	16	Arm Assy., Bulk	69-68	R-1032B Std Only	Exc. HO; Incl. arm, ball & nut; Carton of 64	
	16	Arm	69-68	R-849A Std Only	Exc. HO	
	16	Rocker Arm Ball	69-68	MR-1810 Std Only	w/HO	
	16	Nut	69-68	MR-1934 Std Only	Exc. HO; 3/8" x 24 UNF	
	VALVE					
	8	Exhaust	69	V-1832 Std Only	VINTAGE; Chrome plated stem; 1.6600" Head Dia., 0.3405" Stem Dia., 4.9840" O.A.L.	
	8	Exhaust	68	V-1832 Std Only	VINTAGE; w/M/T; Chrome plated stem; 1.6600" Head Dia., 0.3405" Stem Dia., 4.9840" O.A.L.	
	8	Intake	68	V-1824 Std Only	VINTAGE; w/M/T; Chrome plated stem; 1.9600" Head Dia., 0.3415" Stem Dia., 5.0890" O.A.L.	
	VALVE GUIDE					
8	Guide	69-68	VG-5061 Std Only	Loc. Exh.; 0.3430" ID, 2.3800" O.A.L		
8	Guide	69-68	VG-5038 Std Only	Loc. Int.; 0.3430" ID, 2.1200" O.A.L		
8	Guide, Bulk	69-68	VG-5038B Std Only	Loc. Int.; Carton of 50; 0.3430" ID, 2.1200" O.A.L		
VALVE SPRING						
16	Spring	69-68	VS-1660R Std Only	Loc. Outer; Optional Hi-Perf.; 1.9400" Free Height		
16	Spring	69-68	VS-651 Std Only	VINTAGE; Loc. Inner; 1.7600" Free Height		
16	Spring	69-68	VS-665 Std Only	VINTAGE; Loc. Outer; 1.9400" Free Height		
VALVE SEAL						
16	Valve Stem Seal	69-68	MV-1233C Std Only	O-Ring; (RBB) Rubber		
16	Valve Stem Seal	69-68	ST-2092 Std Only	Positive type, Metal Clad; (RBB) Rubber		
16	Valve Stem Seal	69-68	ST-2003 Std Only	Positive type; Installation requires valve guide machining; (RBB) Rubber		
16	Valve Stem Seal Bulk	69-68	MV-1233 Std Only	O-Ring; Carton of 100; (RBB) Rubber		
16	Valve Stem Seal Bulk	69-68	ST-2003BC Std Only	Positive type; Installation requires valve guide machining; Carton of 100; (RBB) Rubber		
VALVE SEAT						
8	Seat	69	245-1750-2 Std Only	Loc. Exh.; Use w/V-1832 & V-1963; 1.7550" OD, 1.5000" ID, 0.2160" Depth		

(continued on next page)

GM Car (Incl. Buick, Cad., Chev., Olds., Pontiac)

278 350 5.7L (5733cc) OHV V8 (16 Valve) (Pontiac), 3.875" Bore (GMC Eng.), 2 Bbl. "Eng. Code WC" 1969-1968
(cont.)

QTY	VALVE SEAT (cont.)	YEARS	PART NO.	DESCRIPTION
8	Seat	69	245-1750-2N Std Only	Loc. Exh.; Use w/V-1832 & V-1963; Premium Material; 1.7550" OD, 1.5000" ID, 0.2160" Depth
8	Seat	69	245-1812-1 Std Only	Loc. Exh.; Use w/V-1902 & V-3923; 1.8175" OD, 1.5625" ID, 0.2480" Depth
8	Seat	69	245-1812-1N Std Only	Loc. Exh.; Use w/V-1902 & V-3923; Premium Material; 1.8175" OD, 1.5625" ID, 0.2480" Depth
8	Seat	69-68	245-2125-1 Std Only	Loc. Int.; 2.1305" OD, 1.8125" ID, 0.2480" Depth
8	Seat	68	245-1750-2 Std Only	Loc. Exh.; 1.7550" OD, 1.5000" ID, 0.2160" Depth
8	Seat	68	245-1750-2N Std Only	Loc. Exh.; Premium Material; 1.7550" OD, 1.5000" ID, 0.2160" Depth
QTY	VALVE, MISC	YEARS	PART NO.	DESCRIPTION
32	Keeper	69-68	VK-115A Std Only	1 groove; Square cut key groove; Carton pack 24
32	Keeper	69-68	VK-115 Std Only	1 groove; Square cut key groove; Carton pack 32
32	Keeper	69-68	VK-115R Std Only	1 groove; Square cut key groove; Hardened
32	Keeper, Bulk	69-68	VK-115B Std Only	1 groove; Square cut key groove; Carton of 1000
QTY	PISTON	YEARS	PART NO.	DESCRIPTION
8	Cast Piston	69-68	357P 20 20-30-40-60	VINTAGE; Cast; .9805" Pin Dia.; 2 Rings 5/64 Groove, 1 Ring 3/16 Groove, 1.700 CD, Flat Head w/4 valve reliefs - 7.8:1 C.R.
8	Cast Piston - Individual	69-68	W357P 20 20-30-40-60	VINTAGE; Cast; .9805" Pin Dia.; 2 Rings 5/64 Groove, 1 Ring 3/16 Groove, 1.700 CD, Flat Head w/4 valve reliefs - 7.8:1 C.R.
QTY	RINGS	YEARS	PART NO.	DESCRIPTION
1	Premium Set	69-68	E-245K Std-20-30-40-60	VINTAGE; 2-5/64, 1-3/16; Premium Moly
1	Standard Set	69-68	E-245X Std-20-30-40-60-80	VINTAGE; 2-5/64, 1-3/16; Iron
QTY	ENGINE BEARINGS	YEARS	PART NO.	DESCRIPTION
1	Main Set	69-68	113M Std-10-20	Performance; 3/4 grooved
1	Main Set	69-68	4040M Std-1-10-20-30	VINTAGE; Grooved upper main brgs.
1	Rod Set	69-68	8-7050CH Std-10-20	Performance
1	Rod Set	69-68	8-1555CPA Std-10-20-30-40	VINTAGE
8	Rod Pair	69-68	1555CPA Std-10-20-30-40	VINTAGE
1	Cam Set	69-68	1220M Std Only	
QTY	OIL PUMP	YEARS	PART NO.	DESCRIPTION
1	Oil Pump	69-68	224-43364S	High Pressure; 3/4" inlet tube; Incl. screen
1	Inter. Shaft	69-68	224-61236	
1	Screen Assy.	69-68	224-11236	Use w/224-43364S; 3/4" inlet tube
QTY	GASKETS	YEARS	PART NO.	DESCRIPTION
1	Kit Gasket Set	69-68	260-1025	VINTAGE
QTY	FREEZE PLUGS	YEARS	PART NO.	DESCRIPTION
1	Brass Block Plug Kit	69-68	381-8021	VINTAGE
1	Steel Block Plug Kit	69-68	381-4028	
1	Brass Deep Cup Freeze Plug	69-68	381-9010	0.938" Diameter
1	Brass Deep Cup Freeze Plug	69-68	381-9026	1.953" Diameter
1	Steel Deep Cup Freeze Plug	69-68	381-3039	0.938" Diameter
1	Steel Deep Cup Freeze Plug	69-68	381-3042	1.953" Diameter
1	Steel Deep Cup Freeze Plug	69-68	381-3112	2.063" Diameter

279 350 5.7L (5733cc) OHV V8 (16 Valve) (Pontiac), 3.875" Bore (GMC Eng.), 4 Bbl. "Eng. Code WD" 1968

QTY	TIMING	YEARS	PART NO.	DESCRIPTION
1	3 Piece Set	68	KT3-350S	VINTAGE; 223-305, 223-371 not sold separately; (1) 222-350; (1) 223-305; (1) 223-371
QTY	CAMSHAFT/LIFTER	YEARS	PART NO.	DESCRIPTION
1	Camshaft	68	CS-641	VINTAGE; Hydraulic, (.050) Duration at .050 Lobe Lift, 208 Exh., 198 Int., 111 Degrees Lobe Separation
1	Prelube		55-403 Std Only	1.5 oz. packet
1	Prelube		55-400 Std Only	4 oz. bottle; 1.5 oz. packet No. 55-403 also avail.
16	Lifter	68	HT-951 Std Only	Hyd.
16	Lifter, Bulk	68	HT-951B Std Only	Hyd.; Carton of 128
QTY	PUSH ROD	YEARS	PART NO.	DESCRIPTION
16	Push Rod	68	RP-3229R Std Only	Chrome-Moly; 9.1300" O.A.L.
16	Push Rod	68	RP-3028 Std Only	VINTAGE; 9.1360" O.A.L.
16	Push Rod, Bulk	68	BRP-3028 Std Only	VINTAGE; Carton of 100; 9.1360" O.A.L.
QTY	ROCKER PARTS	YEARS	PART NO.	DESCRIPTION
16	Arm Assy.	68	R-1032 Std Only	Exc. HO; Incl. arm, ball & nut
16	Arm Assy.	68	R-850 Std Only	VINTAGE; w/HO; Incl. arm & ball
16	Arm Assy., Bulk	68	R-1032B Std Only	Exc. HO; Incl. arm, ball & nut; Carton of 64
16	Arm	68	R-849A Std Only	Exc. HO
16	Rocker Arm Ball	68	MR-1810 Std Only	w/HO

(continued on next page)

GM Car (Incl. Buick, Cad., Chev., Olds., Pontiac)

350 5.7L (5733cc) OHV V8 (16 Valve) (Pontiac), 3.875" Bore (GMC Eng.), 4 Bbl. "Eng. Code WD" 1968 279
(cont.)

QTY	ROCKER PARTS (cont.)	YEARS	PART NO.	DESCRIPTION
16	Nut	68	MR-1934 Std Only	Exc. HO; 3/8" x 24 UNF
QTY	VALVE	YEARS	PART NO.	DESCRIPTION
8	Exhaust	68	V-1823 Std Only	VINTAGE; 1.6600" Head Dia., 0.3410" Stem Dia., 5.0820" O.A.L.
8	Intake	68	V-1824 Std Only	VINTAGE; w/M/T; Chrome plated stem; 1.9600" Head Dia., 0.3415" Stem Dia., 5.0890" O.A.L.
QTY	VALVE GUIDE	YEARS	PART NO.	DESCRIPTION
8	Guide	68	VG-5061 Std Only	Loc. Exh.; 0.3430" ID, 2.3800" O.A.L.
QTY	VALVE SPRING	YEARS	PART NO.	DESCRIPTION
16	Spring	68	VS-1660R Std Only	Loc. Outer; Optional Hi-Perf.; 1.9400" Free Height
16	Spring	68	VS-665 Std Only	VINTAGE; Loc. Outer; 1.9400" Free Height
QTY	VALVE SEAL	YEARS	PART NO.	DESCRIPTION
16	Valve Stem Seal	68	MV-1233C Std Only	O-Ring; (RBB) Rubber
16	Valve Stem Seal	68	ST-2092 Std Only	Positive type, Metal Clad; (RBB) Rubber
16	Valve Stem Seal	68	ST-2003 Std Only	Positive type; Installation requires valve guide machining; (RBB) Rubber
16	Valve Stem Seal Bulk	68	MV-1233 Std Only	O-Ring; Carton of 100; (RBB) Rubber
16	Valve Stem Seal Bulk	68	ST-2003BC Std Only	Positive type; Installation requires valve guide machining; Carton of 100; (RBB) Rubber
QTY	VALVE SEAT	YEARS	PART NO.	DESCRIPTION
8	Seat	68	245-1750-2 Std Only	Loc. Exh.; 1.7550" OD, 1.5000" ID, 0.2160" Depth
8	Seat	68	245-1750-2N Std Only	Loc. Exh.; Premium Material; 1.7550" OD, 1.5000" ID, 0.2160" Depth
QTY	VALVE, MISC	YEARS	PART NO.	DESCRIPTION
32	Keeper	68	VK-115A Std Only	1 groove; Square cut key groove; Carton pack 24
32	Keeper	68	VK-115 Std Only	1 groove; Square cut key groove; Carton pack 32
32	Keeper	68	VK-115R Std Only	1 groove; Square cut key groove; Hardened
32	Keeper, Bulk	68	VK-115B Std Only	1 groove; Square cut key groove; Carton of 1000
QTY	PISTON	YEARS	PART NO.	DESCRIPTION
8	Cast Piston	68	357P 20 20-30-40-60	VINTAGE; Cast; .9805" Pin Dia.; 2 Rings 5/64 Groove, 1 Ring 3/16 Groove, 1.700 CD, Flat Head w/4 valve reliefs - 7.8:1 C.R.
8	Cast Piston - Individual	68	W357P 20 20-30-40-60	VINTAGE; Cast; .9805" Pin Dia.; 2 Rings 5/64 Groove, 1 Ring 3/16 Groove, 1.700 CD, Flat Head w/4 valve reliefs - 7.8:1 C.R.
QTY	RINGS	YEARS	PART NO.	DESCRIPTION
1	Premium Set	68	E-245K Std-20-30-40-60	VINTAGE; 2-5/64, 1-3/16; Premium Moly
1	Standard Set	68	E-245X Std-20-30-40-60-80	VINTAGE; 2-5/64, 1-3/16; Iron
QTY	ENGINE BEARINGS	YEARS	PART NO.	DESCRIPTION
1	Main Set	68	113M Std-10-20	Performance; 3/4 grooved
1	Main Set	68	4040M Std-1-10-20-30	VINTAGE; Grooved upper main brgs.
1	Rod Set	68	8-7050CH Std-10-20	Performance
1	Rod Set	68	8-1555CPA Std-10-20-30-40	VINTAGE
8	Rod Pair	68	1555CPA Std-10-20-30-40	VINTAGE
1	Cam Set	68	1220M Std Only	
QTY	OIL PUMP	YEARS	PART NO.	DESCRIPTION
1	Oil Pump	68	224-43364S	High Pressure; 3/4" inlet tube; Incl. screen
1	Inter. Shaft	68	224-61236	
1	Screen Assy.	68	224-11236	Use w/224-43364S; 3/4" inlet tube
QTY	GASKETS	YEARS	PART NO.	DESCRIPTION
1	Kit Gasket Set	68	260-1025	VINTAGE
QTY	FREEZE PLUGS	YEARS	PART NO.	DESCRIPTION
1	Brass Block Plug Kit	68	381-8021	VINTAGE
1	Steel Block Plug Kit	68	381-4028	
1	Brass Deep Cup Freeze Plug	68	381-9010	0.938" Diameter
1	Brass Deep Cup Freeze Plug	68	381-9026	1.953" Diameter
1	Steel Deep Cup Freeze Plug	68	381-3039	0.938" Diameter
1	Steel Deep Cup Freeze Plug	68	381-3042	1.953" Diameter
1	Steel Deep Cup Freeze Plug	68	381-3112	2.063" Diameter

350 5.7L (5733cc) OHV V8 (16 Valve) (Pontiac), 3.875" Bore (GMC Eng.), 4 Bbl. "Eng. Code WK" 1968 280

QTY	TIMING	YEARS	PART NO.	DESCRIPTION
1	3 Piece Set	68	KT3-350S	VINTAGE; 223-305, 223-371 not sold separately; (1) 222-350; (1) 223-305; (1) 223-371
QTY	CAMSHAFT/LIFTER	YEARS	PART NO.	DESCRIPTION
1	Camshaft	68	CS-641	VINTAGE; Hydraulic, (050) Duration at .050 Lobe Lift, 208 Exh., 198 Int., 111 Degrees Lobe Separation

(continued on next page)

GM Car (Incl. Buick, Cad., Chev., Olds., Pontiac)

280 350 5.7L (5733cc) OHV V8 (16 Valve) (Pontiac), 3.875" Bore (GMC Eng.), 4 Bbl. "Eng. Code WK" 1968
(cont.)

	CAMSHAFT/LIFTER	YEARS	PART NO.	DESCRIPTION	
VALVE TRAIN	QTY 1				
		(cont.)			
	1	Prelube		55-403 Std Only	1.5 oz. packet
	1	Prelube		55-400 Std Only	4 oz. bottle; 1.5 oz. packet No. 55-403 also avail.
	16	Lifter	68	HT-951 Std Only	Hyd.
	16	Lifter, Bulk	68	HT-951B Std Only	Hyd.; Carton of 128
	QTY	PUSH ROD	YEARS	PART NO.	DESCRIPTION
	16	Push Rod	68	RP-3229R Std Only	Chrome-Moly; 9.1300" O.A.L.
	16	Push Rod	68	RP-3028 Std Only	VINTAGE; 9.1360" O.A.L.
	16	Push Rod, Bulk	68	BRP-3028 Std Only	VINTAGE; Carton of 100; 9.1360" O.A.L.
	QTY	ROCKER PARTS	YEARS	PART NO.	DESCRIPTION
	16	Arm Assy.	68	R-1032 Std Only	Exc. HO; Incl. arm, ball & nut
	16	Arm Assy.	68	R-850 Std Only	VINTAGE; w/HO; Incl. arm & ball
	16	Arm Assy., Bulk	68	R-1032B Std Only	Exc. HO; Incl. arm, ball & nut; Carton of 64
	16	Arm	68	R-849A Std Only	Exc. HO
	16	Rocker Arm Ball	68	MR-1810 Std Only	w/HO
16	Nut	68	MR-1934 Std Only	Exc. HO; 3/8" x 24 UNF	
QTY	VALVE	YEARS	PART NO.	DESCRIPTION	
8	Exhaust	68	V-1823 Std Only	VINTAGE; 1.6600" Head Dia., 0.3410" Stem Dia., 5.0820" O.A.L.	
8	Intake	68	V-1824 Std Only	VINTAGE; w/M/T; Chrome plated stem; 1.9600" Head Dia., 0.3415" Stem Dia., 5.0890" O.A.L.	
QTY	VALVE GUIDE	YEARS	PART NO.	DESCRIPTION	
8	Guide	68	VG-5061 Std Only	Loc. Exh.; 0.3430" ID, 2.3800" O.A.L.	
QTY	VALVE SPRING	YEARS	PART NO.	DESCRIPTION	
16	Spring	68	VS-1660R Std Only	Loc. Outer; Optional Hi-Perf.; 1.9400" Free Height	
16	Spring	68	VS-665 Std Only	VINTAGE; Loc. Outer; 1.9400" Free Height	
QTY	VALVE SEAL	YEARS	PART NO.	DESCRIPTION	
16	Valve Stem Seal	68	MV-1233C Std Only	O-Ring; (RBB) Rubber	
16	Valve Stem Seal	68	ST-2092 Std Only	Positive type, Metal Clad; (RBB) Rubber	
16	Valve Stem Seal	68	ST-2003 Std Only	Positive type; Installation requires valve guide machining; (RBB) Rubber	
16	Valve Stem Seal Bulk	68	MV-1233 Std Only	O-Ring; Carton of 100; (RBB) Rubber	
16	Valve Stem Seal Bulk	68	ST-2003BC Std Only	Positive type; Installation requires valve guide machining; Carton of 100; (RBB) Rubber	
QTY	VALVE SEAT	YEARS	PART NO.	DESCRIPTION	
8	Seat	68	245-1750-2 Std Only	Loc. Exh.; 1.7550" OD, 1.5000" ID, 0.2160" Depth	
8	Seat	68	245-1750-2N Std Only	Loc. Exh.; Premium Material; 1.7550" OD, 1.5000" ID, 0.2160" Depth	
QTY	VALVE, MISC	YEARS	PART NO.	DESCRIPTION	
32	Keeper	68	VK-115A Std Only	1 groove; Square cut key groove; Carton pack 24	
32	Keeper	68	VK-115 Std Only	1 groove; Square cut key groove; Carton pack 32	
32	Keeper	68	VK-115R Std Only	1 groove; Square cut key groove; Hardened	
32	Keeper, Bulk	68	VK-115B Std Only	1 groove; Square cut key groove; Carton of 1000	
QTY	PISTON	YEARS	PART NO.	DESCRIPTION	
8	Cast Piston	68	357P 20 20-30-40-60	VINTAGE; Cast; .9805" Pin Dia.; 2 Rings 5/64 Groove, 1 Ring 3/16 Groove, 1.700 CD, Flat Head w/4 valve reliefs - 7.8:1 C.R.	
8	Cast Piston - Individual	68	W357P 20 20-30-40-60	VINTAGE; Cast; .9805" Pin Dia.; 2 Rings 5/64 Groove, 1 Ring 3/16 Groove, 1.700 CD, Flat Head w/4 valve reliefs - 7.8:1 C.R.	
QTY	RINGS	YEARS	PART NO.	DESCRIPTION	
1	Premium Set	68	E-245K Std-20-30-40-60	VINTAGE; 2-5/64, 1-3/16; Premium Moly	
1	Standard Set	68	E-245X Std-20-30-40-60-80	VINTAGE; 2-5/64, 1-3/16; Iron	
QTY	ENGINE BEARINGS	YEARS	PART NO.	DESCRIPTION	
1	Main Set	68	113M Std-10-20	Performance; 3/4 grooved	
1	Main Set	68	4040M Std-1-10-20-30	VINTAGE; Grooved upper main brgs.	
1	Rod Set	68	8-7050CH Std-10-20	Performance	
1	Rod Set	68	8-1555CPA Std-10-20-30-40	VINTAGE	
8	Rod Pair	68	1555CPA Std-10-20-30-40	VINTAGE	
1	Cam Set	68	1220M Std Only		
QTY	OIL PUMP	YEARS	PART NO.	DESCRIPTION	
1	Oil Pump	68	224-43364S	High Pressure; 3/4" inlet tube; Incl. screen	
1	Inter. Shaft	68	224-61236		
1	Screen Assy.	68	224-11236	Use w/224-43364S; 3/4" inlet tube	
QTY	GASKETS	YEARS	PART NO.	DESCRIPTION	
1	Kit Gasket Set	68	260-1025	VINTAGE	

(continued on next page)

GM Car (Incl. Buick, Cad., Chev., Olds., Pontiac)

350 5.7L (5733cc) OHV V8 (16 Valve) (Pontiac), 3.875" Bore (GMC Eng.), 4 Bbl. "Eng. Code WK" 1968 280
(cont.)

BLOCK	QTY	FREEZE PLUGS	YEARS	PART NO.	DESCRIPTION	BLOCK
	1	Brass Block Plug Kit	68	381-8021	VINTAGE	
	1	Steel Block Plug Kit	68	381-4028		
	1	Brass Deep Cup Freeze Plug	68	381-9010	0.938" Diameter	
	1	Brass Deep Cup Freeze Plug	68	381-9026	1.953" Diameter	
	1	Steel Deep Cup Freeze Plug	68	381-3039	0.938" Diameter	
	1	Steel Deep Cup Freeze Plug	68	381-3042	1.953" Diameter	
	1	Steel Deep Cup Freeze Plug	68	381-3112	2.063" Diameter	

350 5.7L (5733cc) OHV V8 (16 Valve) (Pontiac), 3.875" Bore (GMC Eng.), 2 Bbl. "Eng. Code WM" 1969 281

VALVE TRAIN	QTY	TIMING	YEARS	PART NO.	DESCRIPTION	VALVE TRAIN
	1	3 Piece Set	69	KT3-350S	VINTAGE; 223-305, 223-371 not sold separately; (1) 222-350; (1) 223-305; (1) 223-371	
	16	Lifter	69	HT-951 Std Only	Hyd.	
	16	Lifter, Bulk	69	HT-951B Std Only	Hyd.; Carton of 128	
	16	Push Rod	69	RP-3229R Std Only	Chrome-Moly; 9.1300" O.A.L.	
	16	Push Rod	69	RP-3028 Std Only	VINTAGE; 9.1360" O.A.L.	
	16	Push Rod, Bulk	69	BRP-3028 Std Only	VINTAGE; Carton of 100; 9.1360" O.A.L.	
	16	Arm Assy.	69	R-1032 Std Only	Exc. HO; Incl. arm, ball & nut	
	16	Arm Assy.	69	R-850 Std Only	VINTAGE; w/HO; Incl. arm & ball	
	16	Arm Assy., Bulk	69	R-1032B Std Only	Exc. HO; Incl. arm, ball & nut; Carton of 64	
	16	Arm	69	R-849A Std Only	Exc. HO	
	16	Rocker Arm Ball	69	MR-1810 Std Only	w/HO	
	16	Nut	69	MR-1934 Std Only	Exc. HO; 3/8" x 24 UNF	
	8	Exhaust	69	V-1832 Std Only	VINTAGE; Chrome plated stem; 1.6600" Head Dia., 0.3405" Stem Dia., 4.9840" O.A.L.	
	8	Guide	69	VG-5061 Std Only	Loc. Exh.; 0.3430" ID, 2.3800" O.A.L.	
	8	Guide	69	VG-5038 Std Only	Loc. Int.; 0.3430" ID, 2.1200" O.A.L.	
	8	Guide, Bulk	69	VG-5038B Std Only	Loc. Int.; Carton of 50; 0.3430" ID, 2.1200" O.A.L.	
	16	Spring	69	VS-1660R Std Only	Loc. Outer; Optional Hi-Perf.; 1.9400" Free Height	
	16	Spring	69	VS-651 Std Only	VINTAGE; Loc. Inner; 1.7600" Free Height	
	16	Spring	69	VS-665 Std Only	VINTAGE; Loc. Outer; 1.9400" Free Height	
	16	Valve Stem Seal	69	MV-1233C Std Only	O-Ring; (RBB) Rubber	
	16	Valve Stem Seal	69	ST-2092 Std Only	Positive type, Metal Clad; (RBB) Rubber	
	16	Valve Stem Seal	69	ST-2003 Std Only	Positive type; Installation requires valve guide machining; (RBB) Rubber	
	16	Valve Stem Seal Bulk	69	MV-1233 Std Only	O-Ring; Carton of 100; (RBB) Rubber	
	16	Valve Stem Seal Bulk	69	ST-2003BC Std Only	Positive type; Installation requires valve guide machining; Carton of 100; (RBB) Rubber	
	8	Seat	69	245-1750-2 Std Only	Loc. Exh.; Use w/V-1832 & V-1963; 1.7550" OD, 1.5000" ID, 0.2160" Depth	
	8	Seat	69	245-1750-2N Std Only	Loc. Exh.; Use w/V-1832 & V-1963; Premium Material; 1.7550" OD, 1.5000" ID, 0.2160" Depth	
	8	Seat	69	245-1812-1 Std Only	Loc. Exh.; Use w/V-1902 & V-3923; 1.8175" OD, 1.5625" ID, 0.2480" Depth	
	8	Seat	69	245-1812-1N Std Only	Loc. Exh.; Use w/V-1902 & V-3923; Premium Material; 1.8175" OD, 1.5625" ID, 0.2480" Depth	
	8	Seat	69	245-2125-1 Std Only	Loc. Int.; 2.1305" OD, 1.8125" ID, 0.2480" Depth	
	32	Keeper	69	VK-115A Std Only	1 groove; Square cut key groove; Carton pack 24	
	32	Keeper	69	VK-115 Std Only	1 groove; Square cut key groove; Carton pack 32	
	32	Keeper	69	VK-115R Std Only	1 groove; Square cut key groove; Hardened	
	32	Keeper, Bulk	69	VK-115B Std Only	1 groove; Square cut key groove; Carton of 1000	
	8	Cast Piston	69	357P 20 20-30-40-60	VINTAGE; Cast; .9805" Pin Dia.; 2 Rings 5/64 Groove, 1 Ring 3/16 Groove, 1.700 CD, Flat Head w/4 valve reliefs - 7.8:1 C.R.	
	8	Cast Piston - Individual	69	W357P 20 20-30-40-60	VINTAGE; Cast; .9805" Pin Dia.; 2 Rings 5/64 Groove, 1 Ring 3/16 Groove, 1.700 CD, Flat Head w/4 valve reliefs - 7.8:1 C.R.	

(continued on next page)

GM Car (Incl. Buick, Cad., Chev., Olds., Pontiac)

281 350 5.7L (5733cc) OHV V8 (16 Valve) (Pontiac), 3.875" Bore (GMC Eng.), 2 Bbl. "Eng. Code WM" 1969
(cont.)

BLOCK	QTY	RINGS	YEARS	PART NO.	DESCRIPTION	BLOCK
	1	Premium Set	69	E-245K Std-20-30-40-60	VINTAGE; 2-5/64, 1-3/16; Premium Moly	
	1	Standard Set	69	E-245X Std-20-30-40-60-80	VINTAGE; 2-5/64, 1-3/16; Iron	
BLOCK	QTY	ENGINE BEARINGS	YEARS	PART NO.	DESCRIPTION	BLOCK
	1	Main Set	69	113M Std-10-20	Performance; 3/4 grooved	
	1	Main Set	69	4040M Std-1-10-20-30	VINTAGE; Grooved upper main brgs.	
	1	Rod Set	69	8-7050CH Std-10-20	Performance	
	1	Rod Set	69	8-1555CPA Std-10-20-30-40	VINTAGE	
	8	Rod Pair	69	1555CPA Std-10-20-30-40	VINTAGE	
	1	Cam Set	69	1220M Std Only		
BLOCK	QTY	OIL PUMP	YEARS	PART NO.	DESCRIPTION	BLOCK
	1	Oil Pump	69	224-43364S	High Pressure; 3/4" inlet tube; Incl. screen	
	1	Inter. Shaft	69	224-61236		
	1	Screen Assy.	69	224-11236	Use w/224-43364S; 3/4" inlet tube	
BLOCK	QTY	GASKETS	YEARS	PART NO.	DESCRIPTION	BLOCK
	1	Kit Gasket Set	69	260-1025	VINTAGE	
BLOCK	QTY	FREEZE PLUGS	YEARS	PART NO.	DESCRIPTION	BLOCK
	1	Brass Block Plug Kit	69	381-8021	VINTAGE	
	1	Steel Block Plug Kit	69	381-4028		
	1	Brass Deep Cup Freeze Plug	69	381-9010	0.938" Diameter	
	1	Brass Deep Cup Freeze Plug	69	381-9026	1.953" Diameter	
	1	Steel Deep Cup Freeze Plug	69	381-3039	0.938" Diameter	
	1	Steel Deep Cup Freeze Plug	69	381-3042	1.953" Diameter	
	1	Steel Deep Cup Freeze Plug	69	381-3112	2.063" Diameter	

282 350 5.7L (5733cc) OHV V8 (16 Valve) (Pontiac), 3.875" Bore (GMC Eng.), 4 Bbl. "Eng. Code WN" 1971-1968

VALVE TRAIN	QTY	TIMING	YEARS	PART NO.	DESCRIPTION	VALVE TRAIN
	1	3 Piece Set	71-68	KT3-350S	VINTAGE; 223-305, 223-371 not sold separately; (1) 222-350; (1) 223-305; (1) 223-371	
VALVE TRAIN	QTY	CAMSHAFT/LIFTER	YEARS	PART NO.	DESCRIPTION	VALVE TRAIN
	1	Camshaft	71-68	CS-641	VINTAGE; Hydraulic, (050) Duration at .050 Lobe Lift, 208 Exh., 198 Int., 111 Degrees Lobe Separation	
	1	Prelube		55-403 Std Only	1.5 oz. packet	
	1	Prelube		55-400 Std Only	4 oz. bottle; 1.5 oz. packet No. 55-403 also avail.	
	16	Lifter	71-68	HT-951 Std Only	Hyd.	
	16	Lifter, Bulk	71-68	HT-951B Std Only	Hyd.; Carton of 128	
VALVE TRAIN	QTY	PUSH ROD	YEARS	PART NO.	DESCRIPTION	VALVE TRAIN
	16	Push Rod	71-68	RP-3229R Std Only	Chrome-Moly; 9.1300" O.A.L.	
	16	Push Rod	71-68	RP-3028 Std Only	VINTAGE; 9.1360" O.A.L.	
	16	Push Rod, Bulk	71-68	BRP-3028 Std Only	VINTAGE; Carton of 100; 9.1360" O.A.L.	
VALVE TRAIN	QTY	ROCKER PARTS	YEARS	PART NO.	DESCRIPTION	VALVE TRAIN
	16	Arm Assy.	71	R-1032 Std Only	Incl. arm, ball & nut	
	16	Arm Assy.	70-68	R-1032 Std Only	Exc. HO; Incl. arm, ball & nut	
	16	Arm Assy.	70-68	R-850 Std Only	VINTAGE; w/HO; Incl. arm & ball	
	16	Arm Assy., Bulk	71	R-1032B Std Only	Incl. arm, ball & nut; Carton of 64	
	16	Arm Assy., Bulk	70-68	R-1032B Std Only	Exc. HO; Incl. arm, ball & nut; Carton of 64	
	16	Arm	71	R-849A Std Only		
	16	Arm	70-68	R-849A Std Only	Exc. HO	
	16	Rocker Arm Ball	70-68	MR-1810 Std Only	w/HO	
	16	Nut	71	MR-1934 Std Only	3/8" x 24 UNF	
	16	Nut	70-68	MR-1934 Std Only	Exc. HO; 3/8" x 24 UNF	
VALVE TRAIN	QTY	VALVE	YEARS	PART NO.	DESCRIPTION	VALVE TRAIN
	8	Exhaust	71	V-1832 Std Only	VINTAGE; Chrome plated stem; 1.6600" Head Dia., 0.3405" Stem Dia., 4.9840" O.A.L.	
	8	Exhaust	70-69	V-3923 Std Only	VINTAGE; Chrome plated stem; 1.7720" Head Dia., 0.3409" Stem Dia., 5.0910" O.A.L.	
	8	Intake	71	V-1964 Std Only	VINTAGE; Chrome plated stem; 1.9600" Head Dia., 0.3415" Stem Dia., 4.9800" O.A.L.	
	8	Intake	70-69	V-1826 Std Only	VINTAGE; Chrome plated stem; 2.1100" Head Dia., 0.3415" Stem Dia., 5.0980" O.A.L.	
	8	Intake	68	V-1824 Std Only	VINTAGE; w/M/T; Chrome plated stem; 1.9600" Head Dia., 0.3415" Stem Dia., 5.0890" O.A.L.	
VALVE TRAIN	QTY	VALVE GUIDE	YEARS	PART NO.	DESCRIPTION	VALVE TRAIN
	8	Guide	71-68	VG-5061 Std Only	Loc. Exh.; 0.3430" ID, 2.3800" O.A.L	
	8	Guide	71-70	VG-5038 Std Only	Loc. Int.; 0.3430" ID, 2.1200" O.A.L	
	8	Guide, Bulk	71-70	VG-5038B Std Only	Loc. Int.; Carton of 50; 0.3430" ID, 2.1200" O.A.L	
VALVE TRAIN	QTY	VALVE SPRING	YEARS	PART NO.	DESCRIPTION	VALVE TRAIN
	16	Spring	71-68	VS-1660R Std Only	Loc. Outer; Optional Hi-Perf.; 1.9400" Free Height	
	16	Spring	71	VS-651 Std Only	VINTAGE; Loc. Inner; 1.7600" Free Height	

(continued on next page)

GM Car (Incl. Buick, Cad., Chev., Olds., Pontiac)

350 5.7L (5733cc) OHV V8 (16 Valve) (Pontiac), 3.875" Bore (GMC Eng.), 4 Bbl. "Eng. Code WN" 1971-1968 282
(cont.)

QTY	VALVE SPRING (cont.)	YEARS	PART NO.	DESCRIPTION
16	Spring	71-68	VS-665 Std Only	VINTAGE; Loc. Outer; 1.9400" Free Height
16	Spring	70	VS-1433 Std Only	VINTAGE; Loc. Inner; 1.9350" Free Height
QTY	VALVE SEAL	YEARS	PART NO.	DESCRIPTION
16	Valve Stem Seal	71-68	MV-1233C Std Only	O-Ring; (RBB) Rubber
16	Valve Stem Seal	71-68	ST-2092 Std Only	Positive type, Metal Clad; (RBB) Rubber
16	Valve Stem Seal	71-68	ST-2003 Std Only	Positive type; Installation requires valve guide machining; (RBB) Rubber
16	Valve Stem Seal Bulk	71-68	MV-1233 Std Only	O-Ring; Carton of 100; (RBB) Rubber
16	Valve Stem Seal Bulk	71-68	ST-2003BC Std Only	Positive type; Installation requires valve guide machining; Carton of 100; (RBB) Rubber
QTY	VALVE SEAT	YEARS	PART NO.	DESCRIPTION
8	Seat	71-69	245-1750-2 Std Only	Loc. Exh.; Use w/V-1832 & V-1963; 1.7550" OD, 1.5000" ID, 0.2160" Depth
8	Seat	71-69	245-1750-2N Std Only	Loc. Exh.; Use w/V-1832 & V-1963; Premium Material; 1.7550" OD, 1.5000" ID, 0.2160" Depth
8	Seat	71-69	245-1812-1 Std Only	Loc. Exh.; Use w/V-1902 & V-3923; 1.8175" OD, 1.5625" ID, 0.2480" Depth
8	Seat	71-69	245-1812-1N Std Only	Loc. Exh.; Use w/V-1902 & V-3923; Premium Material; 1.8175" OD, 1.5625" ID, 0.2480" Depth
8	Seat	71	245-2125-1 Std Only	Loc. Int.; 2.1305" OD, 1.8125" ID, 0.2480" Depth
8	Seat	70-69	245-2125-2 Std Only	Loc. Int.; 2.1305" OD, 1.8750" ID, 0.2480" Depth
8	Seat	68	245-1750-2 Std Only	Loc. Exh.; 1.7550" OD, 1.5000" ID, 0.2160" Depth
8	Seat	68	245-1750-2N Std Only	Loc. Exh.; Premium Material; 1.7550" OD, 1.5000" ID, 0.2160" Depth
QTY	VALVE, MISC	YEARS	PART NO.	DESCRIPTION
32	Keeper	71-68	VK-115A Std Only	1 groove; Square cut key groove; Carton pack 24
32	Keeper	71-68	VK-115 Std Only	1 groove; Square cut key groove; Carton pack 32
32	Keeper	71-68	VK-115R Std Only	1 groove; Square cut key groove; Hardened
32	Keeper, Bulk	71-68	VK-115B Std Only	1 groove; Square cut key groove; Carton of 1000
QTY	PISTON	YEARS	PART NO.	DESCRIPTION
8	Cast Piston	71-68	357P 20 20-30-40-60	VINTAGE; Cast; .9805" Pin Dia.; 2 Rings 5/64 Groove, 1 Ring 3/16 Groove, 1.700 CD, Flat Head w/4 valve reliefs - 7.8:1 C.R.
8	Cast Piston - Individual	71-68	W357P 20 20-30-40-60	VINTAGE; Cast; .9805" Pin Dia.; 2 Rings 5/64 Groove, 1 Ring 3/16 Groove, 1.700 CD, Flat Head w/4 valve reliefs - 7.8:1 C.R.
QTY	RINGS	YEARS	PART NO.	DESCRIPTION
1	Premium Set	71-68	E-245K Std-20-30-40-60	VINTAGE; 2-5/64, 1-3/16; Premium Moly
1	Standard Set	71-68	E-245X Std-20-30-40-60-80	VINTAGE; 2-5/64, 1-3/16; Iron
QTY	ENGINE BEARINGS	YEARS	PART NO.	DESCRIPTION
1	Main Set	71-68	113M Std-10-20	Performance; 3/4 grooved
1	Main Set	71-68	4040M Std-1-10-20-30	VINTAGE; Grooved upper main brgs.
1	Rod Set	71-68	8-7050CH Std-10-20	Performance
1	Rod Set	71-68	8-1555CPA Std-10-20-30-40	VINTAGE
8	Rod Pair	71-68	1555CPA Std-10-20-30-40	VINTAGE
1	Cam Set	71-68	1220M Std Only	VINTAGE
QTY	OIL PUMP	YEARS	PART NO.	DESCRIPTION
1	Oil Pump	71-68	224-43364S	High Pressure; 3/4" inlet tube; Incl. screen
1	Inter. Shaft	71-68	224-61236	
1	Screen Assy.	71-68	224-11236	Use w/224-43364S; 3/4" inlet tube
QTY	GASKETS	YEARS	PART NO.	DESCRIPTION
1	Kit Gasket Set	71-68	260-1025	VINTAGE
QTY	FREEZE PLUGS	YEARS	PART NO.	DESCRIPTION
1	Brass Block Plug Kit	71-68	381-8021	VINTAGE
1	Steel Block Plug Kit	71-68	381-4028	
1	Brass Deep Cup Freeze Plug	71-68	381-9010	0.938" Diameter
1	Brass Deep Cup Freeze Plug	71-68	381-9026	1.953" Diameter
1	Steel Deep Cup Freeze Plug	71-68	381-3039	0.938" Diameter
1	Steel Deep Cup Freeze Plug	71-68	381-3042	1.953" Diameter
1	Steel Deep Cup Freeze Plug	71-68	381-3112	2.063" Diameter

350 5.7L (5733cc) OHV V8 (16 Valve) (Pontiac), 3.875" Bore (GMC Eng.), 2 Bbl. "Eng. Code WP" 1971-1968 283

QTY	TIMING	YEARS	PART NO.	DESCRIPTION
1	3 Piece Set	71	KT3-350S	VINTAGE; 223-305, 223-371 not sold separately; (1) 222-350; (1) 223-305; (1) 223-371
1	3 Piece Set	69-68	KT3-350S	VINTAGE; 223-305, 223-371 not sold separately; (1) 222-350; (1) 223-305; (1) 223-371

(continued on next page)

GM Car (Incl. Buick, Cad., Chev., Olds., Pontiac)

283 350 5.7L (5733cc) OHV V8 (16 Valve) (Pontiac), 3.875" Bore (GMC Eng.), 2 Bbl. "Eng. Code WP" 1971-1968
(cont.)

**V
A
L
V
E

T
R
A
I
N**

**V
A
L
V
E

T
R
A
I
N**

QTY	CAMSHAFT/LIFTER	YEARS	PART NO.	DESCRIPTION
1	Camshaft	71	CS-641	VINTAGE; Hydraulic, (050) Duration at .050 Lobe Lift, 208 Exh., 198 Int., 111 Degrees Lobe Separation
1	Prelube		55-403 Std Only	1.5 oz. packet
1	Prelube		55-400 Std Only	4 oz. bottle; 1.5 oz. packet No. 55-403 also avail.
16	Lifter	71	HT-951 Std Only	Hyd.
16	Lifter	69-68	HT-951 Std Only	Hyd.
16	Lifter, Bulk	71	HT-951B Std Only	Hyd.; Carton of 128
16	Lifter, Bulk	69-68	HT-951B Std Only	Hyd.; Carton of 128
QTY	PUSH ROD	YEARS	PART NO.	DESCRIPTION
16	Push Rod	71	RP-3229R Std Only	Chrome-Moly; 9.1300" O.A.L.
16	Push Rod	71	RP-3028 Std Only	VINTAGE; 9.1360" O.A.L.
16	Push Rod	69-68	RP-3229R Std Only	Chrome-Moly; 9.1300" O.A.L.
16	Push Rod	69-68	RP-3028 Std Only	VINTAGE; 9.1360" O.A.L.
16	Push Rod, Bulk	71	BRP-3028 Std Only	VINTAGE; Carton of 100; 9.1360" O.A.L.
16	Push Rod, Bulk	69-68	BRP-3028 Std Only	VINTAGE; Carton of 100; 9.1360" O.A.L.
QTY	ROCKER PARTS	YEARS	PART NO.	DESCRIPTION
16	Arm Assy.	71	R-1032 Std Only	Incl. arm, ball & nut
16	Arm Assy.	69-68	R-1032 Std Only	Exc. HO; Incl. arm, ball & nut
16	Arm Assy.	69-68	R-850 Std Only	VINTAGE; w/HO; Incl. arm & ball
16	Arm Assy., Bulk	71	R-1032B Std Only	Incl. arm, ball & nut; Carton of 64
16	Arm Assy., Bulk	69-68	R-1032B Std Only	Exc. HO; Incl. arm, ball & nut; Carton of 64
16	Arm	71	R-849A Std Only	
16	Arm	69-68	R-849A Std Only	Exc. HO
16	Rocker Arm Ball	69-68	MR-1810 Std Only	w/HO
16	Nut	71	MR-1934 Std Only	3/8" x 24 UNF
16	Nut	69-68	MR-1934 Std Only	Exc. HO; 3/8" x 24 UNF
QTY	VALVE	YEARS	PART NO.	DESCRIPTION
8	Exhaust	71	V-1832 Std Only	VINTAGE; Chrome plated stem; 1.6600" Head Dia., 0.3405" Stem Dia., 4.9840" O.A.L.
8	Exhaust	69	V-1832 Std Only	VINTAGE; Chrome plated stem; 1.6600" Head Dia., 0.3405" Stem Dia., 4.9840" O.A.L.
8	Exhaust	68	V-1832 Std Only	VINTAGE; w/M/T; Chrome plated stem; 1.6600" Head Dia., 0.3405" Stem Dia., 4.9840" O.A.L.
8	Intake	71	V-1964 Std Only	VINTAGE; Chrome plated stem; 1.9600" Head Dia., 0.3415" Stem Dia., 4.9800" O.A.L.
8	Intake	68	V-1824 Std Only	VINTAGE; w/M/T; Chrome plated stem; 1.9600" Head Dia., 0.3415" Stem Dia., 5.0890" O.A.L.
QTY	VALVE GUIDE	YEARS	PART NO.	DESCRIPTION
8	Guide	71	VG-5061 Std Only	Loc. Exh.; 0.3430" ID, 2.3800" O.A.L
8	Guide	71	VG-5038 Std Only	Loc. Int.; 0.3430" ID, 2.1200" O.A.L
8	Guide	69-68	VG-5061 Std Only	Loc. Exh.; 0.3430" ID, 2.3800" O.A.L
8	Guide	69-68	VG-5038 Std Only	Loc. Int.; 0.3430" ID, 2.1200" O.A.L
8	Guide, Bulk	71	VG-5038B Std Only	Loc. Int.; Carton of 50; 0.3430" ID, 2.1200" O.A.L
8	Guide, Bulk	69-68	VG-5038B Std Only	Loc. Int.; Carton of 50; 0.3430" ID, 2.1200" O.A.L
QTY	VALVE SPRING	YEARS	PART NO.	DESCRIPTION
16	Spring	71	VS-1660R Std Only	Loc. Outer; Optional Hi-Perf.; 1.9400" Free Height
16	Spring	71	VS-651 Std Only	VINTAGE; Loc. Inner; 1.7600" Free Height
16	Spring	71	VS-665 Std Only	VINTAGE; Loc. Outer; 1.9400" Free Height
16	Spring	69-68	VS-1660R Std Only	Loc. Outer; Optional Hi-Perf.; 1.9400" Free Height
16	Spring	69-68	VS-651 Std Only	VINTAGE; Loc. Inner; 1.7600" Free Height
16	Spring	69-68	VS-665 Std Only	VINTAGE; Loc. Outer; 1.9400" Free Height
QTY	VALVE SEAL	YEARS	PART NO.	DESCRIPTION
16	Valve Stem Seal	71	MV-1233C Std Only	O-Ring; (RBB) Rubber
16	Valve Stem Seal	71	ST-2092 Std Only	Positive type, Metal Clad; (RBB) Rubber
16	Valve Stem Seal	71	ST-2003 Std Only	Positive type; Installation requires valve guide machining; (RBB) Rubber
16	Valve Stem Seal	69-68	MV-1233C Std Only	O-Ring; (RBB) Rubber
16	Valve Stem Seal	69-68	ST-2092 Std Only	Positive type, Metal Clad; (RBB) Rubber
16	Valve Stem Seal	69-68	ST-2003 Std Only	Positive type; Installation requires valve guide machining; (RBB) Rubber
16	Valve Stem Seal Bulk	71	MV-1233 Std Only	O-Ring; Carton of 100; (RBB) Rubber
16	Valve Stem Seal Bulk	71	ST-2003BC Std Only	Positive type; Installation requires valve guide machining; Carton of 100; (RBB) Rubber
16	Valve Stem Seal Bulk	69-68	MV-1233 Std Only	O-Ring; Carton of 100; (RBB) Rubber
16	Valve Stem Seal Bulk	69-68	ST-2003BC Std Only	Positive type; Installation requires valve guide machining; Carton of 100; (RBB) Rubber
QTY	VALVE SEAT	YEARS	PART NO.	DESCRIPTION
8	Seat	71	245-1750-2 Std Only	Loc. Exh.; Use w/V-1832 & V-1963; 1.7550" OD, 1.5000" ID, 0.2160" Depth

(continued on next page)

GM Car (Incl. Buick, Cad., Chev., Olds., Pontiac)

350 5.7L (5733cc) OHV V8 (16 Valve) (Pontiac), 3.875" Bore (GMC Eng.), 2 Bbl. "Eng. Code WP" 1971-1968 **283**
(cont.)

	QTY	VALVE SEAT (cont.)	YEARS	PART NO.	DESCRIPTION
VALVE TRAIN	8	Seat	71	245-1750-2N Std Only	Loc. Exh.; Use w/V-1832 & V-1963; Premium Material; 1.7550" OD, 1.5000" ID, 0.2160" Depth
	8	Seat	71	245-1812-1 Std Only	Loc. Exh.; Use w/V-1902 & V-3923; 1.8175" OD, 1.5625" ID, 0.2480" Depth
	8	Seat	71	245-1812-1N Std Only	Loc. Exh.; Use w/V-1902 & V-3923; Premium Material; 1.8175" OD, 1.5625" ID, 0.2480" Depth
	8	Seat	71	245-2125-1 Std Only	Loc. Int.; 2.1305" OD, 1.8125" ID, 0.2480" Depth
	8	Seat	69	245-1750-2 Std Only	Loc. Exh.; Use w/V-1832 & V-1963; 1.7550" OD, 1.5000" ID, 0.2160" Depth
	8	Seat	69	245-1750-2N Std Only	Loc. Exh.; Use w/V-1832 & V-1963; Premium Material; 1.7550" OD, 1.5000" ID, 0.2160" Depth
	8	Seat	69	245-1812-1 Std Only	Loc. Exh.; Use w/V-1902 & V-3923; 1.8175" OD, 1.5625" ID, 0.2480" Depth
	8	Seat	69	245-1812-1N Std Only	Loc. Exh.; Use w/V-1902 & V-3923; Premium Material; 1.8175" OD, 1.5625" ID, 0.2480" Depth
	8	Seat	69-68	245-2125-1 Std Only	Loc. Int.; 2.1305" OD, 1.8125" ID, 0.2480" Depth
	8	Seat	68	245-1750-2 Std Only	Loc. Exh.; 1.7550" OD, 1.5000" ID, 0.2160" Depth
8	Seat	68	245-1750-2N Std Only	Loc. Exh.; Premium Material; 1.7550" OD, 1.5000" ID, 0.2160" Depth	
VALVE TRAIN	32	Keeper	71	VK-115A Std Only	1 groove; Square cut key groove; Carton pack 24
	32	Keeper	71	VK-115 Std Only	1 groove; Square cut key groove; Carton pack 32
	32	Keeper	71	VK-115R Std Only	1 groove; Square cut key groove; Hardened
	32	Keeper	69-68	VK-115A Std Only	1 groove; Square cut key groove; Carton pack 24
	32	Keeper	69-68	VK-115 Std Only	1 groove; Square cut key groove; Carton pack 32
	32	Keeper	69-68	VK-115R Std Only	1 groove; Square cut key groove; Hardened
	32	Keeper, Bulk	71	VK-115B Std Only	1 groove; Square cut key groove; Carton of 1000
	32	Keeper, Bulk	69-68	VK-115B Std Only	1 groove; Square cut key groove; Carton of 1000
BLOCK	8	Cast Piston	71	357P 20 20-30-40-60	VINTAGE; Cast; .9805" Pin Dia.; 2 Rings 5/64 Groove, 1 Ring 3/16 Groove, 1.700 CD, Flat Head w/4 valve reliefs - 7.8:1 C.R.
	8	Cast Piston	69-68	357P 20 20-30-40-60	VINTAGE; Cast; .9805" Pin Dia.; 2 Rings 5/64 Groove, 1 Ring 3/16 Groove, 1.700 CD, Flat Head w/4 valve reliefs - 7.8:1 C.R.
	8	Cast Piston - Individual	71	W357P 20 20-30-40-60	VINTAGE; Cast; .9805" Pin Dia.; 2 Rings 5/64 Groove, 1 Ring 3/16 Groove, 1.700 CD, Flat Head w/4 valve reliefs - 7.8:1 C.R.
	8	Cast Piston - Individual	69-68	W357P 20 20-30-40-60	VINTAGE; Cast; .9805" Pin Dia.; 2 Rings 5/64 Groove, 1 Ring 3/16 Groove, 1.700 CD, Flat Head w/4 valve reliefs - 7.8:1 C.R.
	1	Premium Set	71	E-245K Std-20-30-40-60	VINTAGE; 2-5/64, 1-3/16; Premium Moly
	1	Premium Set	69-68	E-245K Std-20-30-40-60	VINTAGE; 2-5/64, 1-3/16; Premium Moly
	1	Standard Set	71	E-245X Std-20-30-40-60-80	VINTAGE; 2-5/64, 1-3/16; Iron
	1	Standard Set	69-68	E-245X Std-20-30-40-60-80	VINTAGE; 2-5/64, 1-3/16; Iron
	1	Main Set	71	113M Std-10-20	Performance; 3/4 grooved
	1	Main Set	71	4040M Std-1-10-20-30	VINTAGE; Grooved upper main brgs.
	1	Main Set	69-68	113M Std-10-20	Performance; 3/4 grooved
	1	Main Set	69-68	4040M Std-1-10-20-30	VINTAGE; Grooved upper main brgs.
	1	Rod Set	71	8-7050CH Std-10-20	Performance
	1	Rod Set	71	8-1555CPA Std-10-20-30-40	VINTAGE
	1	Rod Set	69-68	8-7050CH Std-10-20	Performance
	1	Rod Set	69-68	8-1555CPA Std-10-20-30-40	VINTAGE
8	Rod Pair	71	1555CPA Std-10-20-30-40	VINTAGE	
8	Rod Pair	69-68	1555CPA Std-10-20-30-40	VINTAGE	
1	Cam Set	71	1220M Std Only		
1	Cam Set	69-68	1220M Std Only		
1	Oil Pump	71	224-43364S	High Pressure; 3/4" inlet tube; Incl. screen	
1	Oil Pump	69-68	224-43364S	High Pressure; 3/4" inlet tube; Incl. screen	
1	Inter. Shaft	71	224-61236		
1	Inter. Shaft	69-68	224-61236		
1	Screen Assy.	71	224-11236	Use w/224-43364S; 3/4" inlet tube	
1	Screen Assy.	69-68	224-11236	Use w/224-43364S; 3/4" inlet tube	
1	Kit Gasket Set	71	260-1025	VINTAGE	
1	Kit Gasket Set	69-68	260-1025	VINTAGE	

(continued on next page)

GM Car (Incl. Buick, Cad., Chev., Olds., Pontiac)

283 350 5.7L (5733cc) OHV V8 (16 Valve) (Pontiac), 3.875" Bore (GMC Eng.), 2 Bbl. "Eng. Code WP" 1971-1968
(cont.)

BLOCK	QTY	FREEZE PLUGS	YEARS	PART NO.	DESCRIPTION	BLOCK
	1	Brass Block Plug Kit	71	381-8021	VINTAGE	
	1	Brass Block Plug Kit	69-68	381-8021	VINTAGE	
	1	Steel Block Plug Kit	71	381-4028		
	1	Steel Block Plug Kit	69-68	381-4028		
	1	Brass Deep Cup Freeze Plug	71	381-9010	0.938" Diameter	
	1	Brass Deep Cup Freeze Plug	71	381-9026	1.953" Diameter	
	1	Brass Deep Cup Freeze Plug	69-68	381-9010	0.938" Diameter	
	1	Brass Deep Cup Freeze Plug	69-68	381-9026	1.953" Diameter	
	1	Steel Deep Cup Freeze Plug	71	381-3039	0.938" Diameter	
	1	Steel Deep Cup Freeze Plug	71	381-3042	1.953" Diameter	
	1	Steel Deep Cup Freeze Plug	71	381-3112	2.063" Diameter	
	1	Steel Deep Cup Freeze Plug	69-68	381-3039	0.938" Diameter	
	1	Steel Deep Cup Freeze Plug	69-68	381-3042	1.953" Diameter	
	1	Steel Deep Cup Freeze Plug	69-68	381-3112	2.063" Diameter	

284 350 5.7L (5733cc) OHV V8 (16 Valve) (Pontiac), 3.875" Bore (GMC Eng.), 4 Bbl. "Eng. Code WR" 1971-1968

VALVE TRAIN	QTY	TIMING	YEARS	PART NO.	DESCRIPTION	VALVE TRAIN
	1	3 Piece Set	71-68	KT3-350S	VINTAGE; 223-305, 223-371 not sold separately; (1) 222-350; (1) 223-305; (1) 223-371	
	QTY	CAMSHAFT/LIFTER	YEARS	PART NO.	DESCRIPTION	
	1	Camshaft	71-68	CS-641	VINTAGE; Hydraulic, (050) Duration at .050 Lobe Lift, 208 Exh., 198 Int., 111 Degrees Lobe Separation	
	1	Prelube		55-403 Std Only	1.5 oz. packet	
	1	Prelube		55-400 Std Only	4 oz. bottle; 1.5 oz. packet No. 55-403 also avail.	
	16	Lifter	71-68	HT-951 Std Only	Hyd.	
	16	Lifter, Bulk	71-68	HT-951B Std Only	Hyd.; Carton of 128	
	QTY	PUSH ROD	YEARS	PART NO.	DESCRIPTION	
	16	Push Rod	71-68	RP-3229R Std Only	Chrome-Moly; 9.1300" O.A.L.	
	16	Push Rod	71-68	RP-3028 Std Only	VINTAGE; 9.1360" O.A.L.	
	16	Push Rod, Bulk	71-68	BRP-3028 Std Only	VINTAGE; Carton of 100; 9.1360" O.A.L.	
	QTY	ROCKER PARTS	YEARS	PART NO.	DESCRIPTION	
	16	Arm Assy.	71	R-1032 Std Only	Incl. arm, ball & nut	
	16	Arm Assy.	70-68	R-1032 Std Only	Exc. HO; Incl. arm, ball & nut	
	16	Arm Assy.	70-68	R-850 Std Only	VINTAGE; w/HO; Incl. arm & ball	
	16	Arm Assy., Bulk	71	R-1032B Std Only	Incl. arm, ball & nut; Carton of 64	
	16	Arm Assy., Bulk	70-68	R-1032B Std Only	Exc. HO; Incl. arm, ball & nut; Carton of 64	
	16	Arm	71	R-849A Std Only		
	16	Arm	70-68	R-849A Std Only	Exc. HO	
	16	Rocker Arm Ball	70-68	MR-1810 Std Only	w/HO	
	16	Nut	71	MR-1934 Std Only	3/8" x 24 UNF	
	16	Nut	70-68	MR-1934 Std Only	Exc. HO; 3/8" x 24 UNF	
	QTY	VALVE	YEARS	PART NO.	DESCRIPTION	
	8	Exhaust	71	V-1832 Std Only	VINTAGE; Chrome plated stem; 1.6600" Head Dia., 0.3405" Stem Dia., 4.9840" O.A.L.	
	8	Exhaust	70-69	V-3923 Std Only	VINTAGE; Chrome plated stem; 1.7720" Head Dia., 0.3409" Stem Dia., 5.0910" O.A.L.	
	8	Intake	71	V-1964 Std Only	VINTAGE; Chrome plated stem; 1.9600" Head Dia., 0.3415" Stem Dia., 4.9800" O.A.L.	
	8	Intake	70-69	V-1826 Std Only	VINTAGE; Chrome plated stem; 2.1100" Head Dia., 0.3415" Stem Dia., 5.0980" O.A.L.	
	8	Intake	68	V-1824 Std Only	VINTAGE; w/M/T; Chrome plated stem; 1.9600" Head Dia., 0.3415" Stem Dia., 5.0890" O.A.L.	
	QTY	VALVE GUIDE	YEARS	PART NO.	DESCRIPTION	
	8	Guide	71-68	VG-5061 Std Only	Loc. Exh.; 0.3430" ID, 2.3800" O.A.L	
	8	Guide	71-70	VG-5038 Std Only	Loc. Int.; 0.3430" ID, 2.1200" O.A.L	
	8	Guide, Bulk	71-70	VG-5038B Std Only	Loc. Int.; Carton of 50; 0.3430" ID, 2.1200" O.A.L	
	QTY	VALVE SPRING	YEARS	PART NO.	DESCRIPTION	
	16	Spring	71-68	VS-1660R Std Only	Loc. Outer; Optional Hi-Perf.; 1.9400" Free Height	
	16	Spring	71	VS-651 Std Only	VINTAGE; Loc. Inner; 1.7600" Free Height	
	16	Spring	71-68	VS-665 Std Only	VINTAGE; Loc. Outer; 1.9400" Free Height	
	16	Spring	70	VS-1433 Std Only	VINTAGE; Loc. Inner; 1.9350" Free Height	
	QTY	VALVE SEAL	YEARS	PART NO.	DESCRIPTION	
	16	Valve Stem Seal	71-68	MV-1233C Std Only	O-Ring; (RBB) Rubber	
	16	Valve Stem Seal	71-68	ST-2092 Std Only	Positive type, Metal Clad; (RBB) Rubber	
	16	Valve Stem Seal	71-68	ST-2003 Std Only	Positive type; Installation requires valve guide machining; (RBB) Rubber	
	16	Valve Stem Seal Bulk	71-68	MV-1233 Std Only	O-Ring; Carton of 100; (RBB) Rubber	
	16	Valve Stem Seal Bulk	71-68	ST-2003BC Std Only	Positive type; Installation requires valve guide machining; Carton of 100; (RBB) Rubber	

(continued on next page)

GM Car (Incl. Buick, Cad., Chev., Olds., Pontiac)

350 5.7L (5733cc) OHV V8 (16 Valve) (Pontiac), 3.875" Bore (GMC Eng.), 4 Bbl. "Eng. Code WR" 1971-1968 284
(cont.)

VALVE TRAIN	QTY	VALVE SEAT	YEARS	PART NO.	DESCRIPTION	VALVE TRAIN
	8	Seat	71-69	245-1750-2 Std Only	Loc. Exh.; Use w/V-1832 & V-1963; 1.7550" OD, 1.5000" ID, 0.2160" Depth	
	8	Seat	71-69	245-1750-2N Std Only	Loc. Exh.; Use w/V-1832 & V-1963; Premium Material; 1.7550" OD, 1.5000" ID, 0.2160" Depth	
	8	Seat	71-69	245-1812-1 Std Only	Loc. Exh.; Use w/V-1902 & V-3923; 1.8175" OD, 1.5625" ID, 0.2480" Depth	
	8	Seat	71-69	245-1812-1N Std Only	Loc. Exh.; Use w/V-1902 & V-3923; Premium Material; 1.8175" OD, 1.5625" ID, 0.2480" Depth	
	8	Seat	71	245-2125-1 Std Only	Loc. Int.; 2.1305" OD, 1.8125" ID, 0.2480" Depth	
	8	Seat	70-69	245-2125-2 Std Only	Loc. Int.; 2.1305" OD, 1.8750" ID, 0.2480" Depth	
	8	Seat	68	245-1750-2 Std Only	Loc. Exh.; 1.7550" OD, 1.5000" ID, 0.2160" Depth	
	8	Seat	68	245-1750-2N Std Only	Loc. Exh.; Premium Material; 1.7550" OD, 1.5000" ID, 0.2160" Depth	
BLOCK	QTY	VALVE, MISC	YEARS	PART NO.	DESCRIPTION	BLOCK
	32	Keeper	71-68	VK-115A Std Only	1 groove; Square cut key groove; Carton pack 24	
	32	Keeper	71-68	VK-115 Std Only	1 groove; Square cut key groove; Carton pack 32	
	32	Keeper	71-68	VK-115R Std Only	1 groove; Square cut key groove; Hardened	
	32	Keeper, Bulk	71-68	VK-115B Std Only	1 groove; Square cut key groove; Carton of 1000	
BLOCK	QTY	PISTON	YEARS	PART NO.	DESCRIPTION	BLOCK
	8	Cast Piston	71-68	357P 20 20-30-40-60	VINTAGE; Cast; .9805" Pin Dia.; 2 Rings 5/64 Groove, 1 Ring 3/16 Groove, 1.700 CD, Flat Head w/4 valve reliefs - 7.8:1 C.R.	
	8	Cast Piston - Individual	71-68	W357P 20 20-30-40-60	VINTAGE; Cast; .9805" Pin Dia.; 2 Rings 5/64 Groove, 1 Ring 3/16 Groove, 1.700 CD, Flat Head w/4 valve reliefs - 7.8:1 C.R.	
BLOCK	QTY	RINGS	YEARS	PART NO.	DESCRIPTION	BLOCK
	1	Premium Set	71-68	E-245K Std-20-30-40-60	VINTAGE; 2-5/64, 1-3/16; Premium Moly	
	1	Standard Set	71-68	E-245X Std-20-30-40-60-80	VINTAGE; 2-5/64, 1-3/16; Iron	
BLOCK	QTY	ENGINE BEARINGS	YEARS	PART NO.	DESCRIPTION	BLOCK
	1	Main Set	71-68	113M Std-10-20	Performance; 3/4 grooved	
	1	Main Set	71-68	4040M Std-1-10-20-30	VINTAGE; Grooved upper main brgs.	
	1	Rod Set	71-68	8-7050CH Std-10-20	Performance	
	1	Rod Set	71-68	8-1555CPA Std-10-20-30-40	VINTAGE	
	8	Rod Pair	71-68	1555CPA Std-10-20-30-40	VINTAGE	
	1	Cam Set	71-68	1220M Std Only	VINTAGE	
BLOCK	QTY	OIL PUMP	YEARS	PART NO.	DESCRIPTION	BLOCK
	1	Oil Pump	71-68	224-43364S	High Pressure; 3/4" inlet tube; Incl. screen	
	1	Inter. Shaft	71-68	224-61236		
	1	Screen Assy.	71-68	224-11236	Use w/224-43364S; 3/4" inlet tube	
BLOCK	QTY	GASKETS	YEARS	PART NO.	DESCRIPTION	BLOCK
	1	Kit Gasket Set	71-68	260-1025	VINTAGE	
BLOCK	QTY	FREEZE PLUGS	YEARS	PART NO.	DESCRIPTION	BLOCK
	1	Brass Block Plug Kit	71-68	381-8021	VINTAGE	
	1	Steel Block Plug Kit	71-68	381-4028		
	1	Brass Deep Cup Freeze Plug	71-68	381-9010	0.938" Diameter	
	1	Brass Deep Cup Freeze Plug	71-68	381-9026	1.953" Diameter	
	1	Steel Deep Cup Freeze Plug	71-68	381-3039	0.938" Diameter	
	1	Steel Deep Cup Freeze Plug	71-68	381-3042	1.953" Diameter	
	1	Steel Deep Cup Freeze Plug	71-68	381-3112	2.063" Diameter	

350 5.7L (5733cc) OHV V8 (16 Valve) (Pontiac), 3.875" Bore (GMC Eng.), 2 Bbl. "Eng. Code WU" 1971-1969 285

QTY	TIMING	YEARS	PART NO.	DESCRIPTION
1	3 Piece Set	71-69	KT3-350S	VINTAGE; 223-305, 223-371 not sold separately; (1) 222-350; (1) 223-305; (1) 223-371
QTY	CAMSHAFT/LIFTER	YEARS	PART NO.	DESCRIPTION
1	Camshaft	71	CS-641	VINTAGE; Hydraulic, (050) Duration at .050 Lobe Lift, 208 Exh., 198 Int., 111 Degrees Lobe Separation
1	Camshaft	69	CS-641	VINTAGE; Hydraulic, (050) Duration at .050 Lobe Lift, 208 Exh., 198 Int., 111 Degrees Lobe Separation
1	Prelube		55-403 Std Only	1.5 oz. packet
1	Prelube		55-400 Std Only	4 oz. bottle; 1.5 oz. packet No. 55-403 also avail.
16	Lifter	71-69	HT-951 Std Only	Hyd.
16	Lifter, Bulk	71-69	HT-951B Std Only	Hyd.; Carton of 128
QTY	PUSH ROD	YEARS	PART NO.	DESCRIPTION
16	Push Rod	71-69	RP-3229R Std Only	Chrome-Moly; 9.1300" O.A.L.
16	Push Rod	71-69	RP-3028 Std Only	VINTAGE; 9.1360" O.A.L.
16	Push Rod, Bulk	71-69	BRP-3028 Std Only	VINTAGE; Carton of 100; 9.1360" O.A.L.

(continued on next page)

GM Car (Incl. Buick, Cad., Chev., Olds., Pontiac)

285 350 5.7L (5733cc) OHV V8 (16 Valve) (Pontiac), 3.875" Bore (GMC Eng.), 2 Bbl. "Eng. Code WU" 1971-1969
(cont.)

QTY	ROCKER PARTS	YEARS	PART NO.	DESCRIPTION
16	Arm Assy.	71	R-1032 Std Only	Incl. arm, ball & nut
16	Arm Assy.	70-69	R-1032 Std Only	Exc. HO; Incl. arm, ball & nut
16	Arm Assy.	70-69	R-850 Std Only	VINTAGE; w/HO; Incl. arm & ball
16	Arm Assy., Bulk	71	R-1032B Std Only	Incl. arm, ball & nut; Carton of 64
16	Arm Assy., Bulk	70-69	R-1032B Std Only	Exc. HO; Incl. arm, ball & nut; Carton of 64
16	Arm	71	R-849A Std Only	
16	Arm	70-69	R-849A Std Only	Exc. HO
16	Rocker Arm Ball	70-69	MR-1810 Std Only	w/HO
16	Nut	71	MR-1934 Std Only	3/8" x 24 UNF
16	Nut	70-69	MR-1934 Std Only	Exc. HO; 3/8" x 24 UNF
QTY	VALVE	YEARS	PART NO.	DESCRIPTION
8	Exhaust	71-69	V-1832 Std Only	VINTAGE; Chrome plated stem; 1.6600" Head Dia., 0.3405" Stem Dia., 4.9840" O.A.L.
8	Exhaust	69	V-3923 Std Only	VINTAGE; Chrome plated stem; 1.7720" Head Dia., 0.3409" Stem Dia., 5.0910" O.A.L.
8	Intake	71	V-1964 Std Only	VINTAGE; Chrome plated stem; 1.9600" Head Dia., 0.3415" Stem Dia., 4.9800" O.A.L.
8	Intake	69	V-1826 Std Only	VINTAGE; Chrome plated stem; 2.1100" Head Dia., 0.3415" Stem Dia., 5.0980" O.A.L.
QTY	VALVE GUIDE	YEARS	PART NO.	DESCRIPTION
8	Guide	71-69	VG-5061 Std Only	Loc. Exh.; 0.3430" ID, 2.3800" O.A.L
8	Guide	71-69	VG-5038 Std Only	Loc. Int.; 0.3430" ID, 2.1200" O.A.L
8	Guide, Bulk	71-69	VG-5038B Std Only	Loc. Int.; Carton of 50; 0.3430" ID, 2.1200" O.A.L
QTY	VALVE SPRING	YEARS	PART NO.	DESCRIPTION
16	Spring	71-69	VS-1660R Std Only	Loc. Outer; Optional Hi-Perf.; 1.9400" Free Height
16	Spring	71	VS-651 Std Only	VINTAGE; Loc. Inner; 1.7600" Free Height
16	Spring	71-69	VS-665 Std Only	VINTAGE; Loc. Outer; 1.9400" Free Height
16	Spring	69	VS-651 Std Only	VINTAGE; Loc. Inner; 1.7600" Free Height
QTY	VALVE SEAL	YEARS	PART NO.	DESCRIPTION
16	Valve Stem Seal	71-69	MV-1233C Std Only	O-Ring; (RBB) Rubber
16	Valve Stem Seal	71-69	ST-2092 Std Only	Positive type, Metal Clad; (RBB) Rubber
16	Valve Stem Seal	71-69	ST-2003 Std Only	Positive type; Installation requires valve guide machining; (RBB) Rubber
16	Valve Stem Seal Bulk	71-69	MV-1233 Std Only	O-Ring; Carton of 100; (RBB) Rubber
16	Valve Stem Seal Bulk	71-69	ST-2003BC Std Only	Positive type; Installation requires valve guide machining; Carton of 100; (RBB) Rubber
QTY	VALVE SEAT	YEARS	PART NO.	DESCRIPTION
8	Seat	71-69	245-1750-2 Std Only	Loc. Exh.; Use w/V-1832 & V-1963; 1.7550" OD, 1.5000" ID, 0.2160" Depth
8	Seat	71-69	245-1750-2N Std Only	Loc. Exh.; Use w/V-1832 & V-1963; Premium Material; 1.7550" OD, 1.5000" ID, 0.2160" Depth
8	Seat	71-69	245-1812-1 Std Only	Loc. Exh.; Use w/V-1902 & V-3923; 1.8175" OD, 1.5625" ID, 0.2480" Depth
8	Seat	71-69	245-1812-1N Std Only	Loc. Exh.; Use w/V-1902 & V-3923; Premium Material; 1.8175" OD, 1.5625" ID, 0.2480" Depth
8	Seat	71	245-2125-1 Std Only	Loc. Int.; 2.1305" OD, 1.8125" ID, 0.2480" Depth
8	Seat	69	245-2125-1 Std Only	Loc. Int.; 2.1305" OD, 1.8125" ID, 0.2480" Depth
QTY	VALVE, MISC	YEARS	PART NO.	DESCRIPTION
32	Keeper	71-69	VK-115A Std Only	1 groove; Square cut key groove; Carton pack 24
32	Keeper	71-69	VK-115 Std Only	1 groove; Square cut key groove; Carton pack 32
32	Keeper	71-69	VK-115R Std Only	1 groove; Square cut key groove; Hardened
32	Keeper, Bulk	71-69	VK-115B Std Only	1 groove; Square cut key groove; Carton of 1000
QTY	PISTON	YEARS	PART NO.	DESCRIPTION
8	Cast Piston	71-69	357P 20 20-30-40-60	VINTAGE; Cast; .9805" Pin Dia.; 2 Rings 5/64 Groove, 1 Ring 3/16 Groove, 1.700 CD, Flat Head w/4 valve reliefs - 7.8:1 C.R.
8	Cast Piston - Individual	71-69	W357P 20 20-30-40-60	VINTAGE; Cast; .9805" Pin Dia.; 2 Rings 5/64 Groove, 1 Ring 3/16 Groove, 1.700 CD, Flat Head w/4 valve reliefs - 7.8:1 C.R.
QTY	RINGS	YEARS	PART NO.	DESCRIPTION
1	Premium Set	71-69	E-245K Std-20-30-40-60	VINTAGE; 2-5/64, 1-3/16; Premium Moly
1	Standard Set	71-69	E-245X Std-20-30-40-60-80	VINTAGE; 2-5/64, 1-3/16; Iron
QTY	ENGINE BEARINGS	YEARS	PART NO.	DESCRIPTION
1	Main Set	71-69	113M Std-10-20	Performance; 3/4 grooved
1	Main Set	71-69	4040M Std-1-10-20-30	VINTAGE; Grooved upper main brgs.
1	Rod Set	71-69	8-7050CH Std-10-20	Performance
1	Rod Set	71-69	8-1555CPA Std-10-20-30-40	VINTAGE
8	Rod Pair	71-69	1555CPA Std-10-20-30-40	VINTAGE
1	Cam Set	71-69	1220M Std Only	

VALVE TRAIN

VALVE TRAIN

BLOCK

BLOCK

(continued on next page)

GM Car (Incl. Buick, Cad., Chev., Olds., Pontiac)

350 5.7L (5733cc) OHV V8 (16 Valve) (Pontiac), 3.875" Bore (GMC Eng.), 2 Bbl. "Eng. Code WU" 1971-1969 285
(cont.)

BLOCK	QTY	OIL PUMP	YEARS	PART NO.	DESCRIPTION	BLOCK
	1	Oil Pump	71-69	224-43364S	High Pressure; 3/4" inlet tube; Incl. screen	
	1	Inter. Shaft	71-69	224-61236		
	1	Screen Assy.	71-69	224-11236	Use w/224-43364S; 3/4" inlet tube	
BLOCK	QTY	GASKETS	YEARS	PART NO.	DESCRIPTION	BLOCK
	1	Kit Gasket Set	71-69	260-1025	VINTAGE	
BLOCK	QTY	FREEZE PLUGS	YEARS	PART NO.	DESCRIPTION	BLOCK
	1	Brass Block Plug Kit	71-69	381-8021	VINTAGE	
	1	Steel Block Plug Kit	71-69	381-4028		
	1	Brass Deep Cup Freeze Plug	71-69	381-9010	0.938" Diameter	
	1	Brass Deep Cup Freeze Plug	71-69	381-9026	1.953" Diameter	
	1	Steel Deep Cup Freeze Plug	71-69	381-3039	0.938" Diameter	
	1	Steel Deep Cup Freeze Plug	71-69	381-3042	1.953" Diameter	
	1	Steel Deep Cup Freeze Plug	71-69	381-3112	2.063" Diameter	

350 5.7L (5733cc) OHV V8 (16 Valve) (Pontiac), 3.875" Bore (GMC Eng.), 4 Bbl. "Eng. Code WV" 1969 286

VALVE TRAIN	QTY	TIMING	YEARS	PART NO.	DESCRIPTION	VALVE TRAIN
	1	3 Piece Set	69	KT3-350S	VINTAGE; 223-305, 223-371 not sold separately; (1) 222-350; (1) 223-305; (1) 223-371	
VALVE TRAIN	QTY	CAMSHAFT/LIFTER	YEARS	PART NO.	DESCRIPTION	VALVE TRAIN
	1	Camshaft	69	CS-641	VINTAGE; Hydraulic, (050) Duration at .050 Lobe Lift, 208 Exh., 198 Int., 111 Degrees Lobe Separation	
	1	Prelube		55-403 Std Only	1.5 oz. packet	
	1	Prelube		55-400 Std Only	4 oz. bottle; 1.5 oz. packet No. 55-403 also avail.	
	16	Lifter	69	HT-951 Std Only	Hyd.	
	16	Lifter, Bulk	69	HT-951B Std Only	Hyd.; Carton of 128	
VALVE TRAIN	QTY	PUSH ROD	YEARS	PART NO.	DESCRIPTION	VALVE TRAIN
	16	Push Rod	69	RP-3229R Std Only	Chrome-Moly; 9.1300" O.A.L.	
	16	Push Rod	69	RP-3028 Std Only	VINTAGE; 9.1360" O.A.L.	
	16	Push Rod, Bulk	69	BRP-3028 Std Only	VINTAGE; Carton of 100; 9.1360" O.A.L.	
VALVE TRAIN	QTY	ROCKER PARTS	YEARS	PART NO.	DESCRIPTION	VALVE TRAIN
	16	Arm Assy.	69	R-1032 Std Only	Exc. HO; Incl. arm, ball & nut	
	16	Arm Assy.	69	R-850 Std Only	VINTAGE; w/HO; Incl. arm & ball	
	16	Arm Assy., Bulk	69	R-1032B Std Only	Exc. HO; Incl. arm, ball & nut; Carton of 64	
	16	Arm	69	R-849A Std Only	Exc. HO	
	16	Rocker Arm Ball	69	MR-1810 Std Only	w/HO	
	16	Nut	69	MR-1934 Std Only	Exc. HO; 3/8" x 24 UNF	
VALVE TRAIN	QTY	VALVE	YEARS	PART NO.	DESCRIPTION	VALVE TRAIN
	8	Exhaust	69	V-3923 Std Only	VINTAGE; Chrome plated stem; 1.7720" Head Dia., 0.3409" Stem Dia., 5.0910" O.A.L.	
	8	Intake	69	V-1826 Std Only	VINTAGE; Chrome plated stem; 2.1100" Head Dia., 0.3415" Stem Dia., 5.0980" O.A.L.	
VALVE TRAIN	QTY	VALVE GUIDE	YEARS	PART NO.	DESCRIPTION	VALVE TRAIN
	8	Guide	69	VG-5061 Std Only	Loc. Exh.; 0.3430" ID, 2.3800" O.A.L.	
VALVE TRAIN	QTY	VALVE SPRING	YEARS	PART NO.	DESCRIPTION	VALVE TRAIN
	16	Spring	69	VS-1660R Std Only	Loc. Outer; Optional Hi-Perf.; 1.9400" Free Height	
	16	Spring	69	VS-665 Std Only	VINTAGE; Loc. Outer; 1.9400" Free Height	
VALVE TRAIN	QTY	VALVE SEAL	YEARS	PART NO.	DESCRIPTION	VALVE TRAIN
	16	Valve Stem Seal	69	MV-1233C Std Only	O-Ring; (RBB) Rubber	
	16	Valve Stem Seal	69	ST-2092 Std Only	Positive type, Metal Clad; (RBB) Rubber	
	16	Valve Stem Seal	69	ST-2003 Std Only	Positive type; Installation requires valve guide machining; (RBB) Rubber	
	16	Valve Stem Seal Bulk	69	MV-1233 Std Only	O-Ring; Carton of 100; (RBB) Rubber	
	16	Valve Stem Seal Bulk	69	ST-2003BC Std Only	Positive type; Installation requires valve guide machining; Carton of 100; (RBB) Rubber	
VALVE TRAIN	QTY	VALVE SEAT	YEARS	PART NO.	DESCRIPTION	VALVE TRAIN
	8	Seat	69	245-1750-2 Std Only	Loc. Exh.; Use w/V-1832 & V-1963; 1.7550" OD, 1.5000" ID, 0.2160" Depth	
	8	Seat	69	245-1750-2N Std Only	Loc. Exh.; Use w/V-1832 & V-1963; Premium Material; 1.7550" OD, 1.5000" ID, 0.2160" Depth	
	8	Seat	69	245-1812-1 Std Only	Loc. Exh.; Use w/V-1902 & V-3923; 1.8175" OD, 1.5625" ID, 0.2480" Depth	
	8	Seat	69	245-1812-1N Std Only	Loc. Exh.; Use w/V-1902 & V-3923; Premium Material; 1.8175" OD, 1.5625" ID, 0.2480" Depth	
VALVE TRAIN	QTY	VALVE, MISC	YEARS	PART NO.	DESCRIPTION	VALVE TRAIN
	32	Keeper	69	VK-115A Std Only	1 groove; Square cut key groove; Carton pack 24	
	32	Keeper	69	VK-115 Std Only	1 groove; Square cut key groove; Carton pack 32	
	32	Keeper	69	VK-115R Std Only	1 groove; Square cut key groove; Hardened	

(continued on next page)

GM Car (Incl. Buick, Cad., Chev., Olds., Pontiac)

286 350 5.7L (5733cc) OHV V8 (16 Valve) (Pontiac), 3.875" Bore (GMC Eng.), 4 Bbl. "Eng. Code WV" 1969
(cont.)

QTY	VALVE, MISC (cont.)	YEARS	PART NO.	DESCRIPTION
32	Keeper, Bulk	69	VK-115B Std Only	1 groove; Square cut key groove; Carton of 1000
8	Cast Piston	69	357P 20 20-30-40-60	VINTAGE; Cast; .9805" Pin Dia.; 2 Rings 5/64 Groove, 1 Ring 3/16 Groove, 1.700 CD, Flat Head w/4 valve reliefs - 7.8:1 C.R.
8	Cast Piston - Individual	69	W357P 20 20-30-40-60	VINTAGE; Cast; .9805" Pin Dia.; 2 Rings 5/64 Groove, 1 Ring 3/16 Groove, 1.700 CD, Flat Head w/4 valve reliefs - 7.8:1 C.R.
1	Premium Set	69	E-245K Std-20-30-40-60	VINTAGE; 2-5/64, 1-3/16; Premium Moly
1	Standard Set	69	E-245X Std-20-30-40-60-80	VINTAGE; 2-5/64, 1-3/16; Iron
1	Main Set	69	113M Std-10-20	Performance; 3/4 grooved
1	Main Set	69	4040M Std-1-10-20-30	VINTAGE; Grooved upper main brgs.
1	Rod Set	69	8-7050CH Std-10-20	Performance
1	Rod Set	69	8-1555CPA Std-10-20-30-40	VINTAGE
8	Rod Pair	69	1555CPA Std-10-20-30-40	VINTAGE
1	Cam Set	69	1220M Std Only	
1	Oil Pump	69	224-43364S	High Pressure; 3/4" inlet tube; Incl. screen
1	Inter. Shaft	69	224-61236	
1	Screen Assy.	69	224-11236	Use w/224-43364S; 3/4" inlet tube
1	Kit Gasket Set	69	260-1025	VINTAGE
1	Brass Block Plug Kit	69	381-8021	VINTAGE
1	Steel Block Plug Kit	69	381-4028	
1	Brass Deep Cup Freeze Plug	69	381-9010	0.938" Diameter
1	Brass Deep Cup Freeze Plug	69	381-9026	1.953" Diameter
1	Steel Deep Cup Freeze Plug	69	381-3039	0.938" Diameter
1	Steel Deep Cup Freeze Plug	69	381-3042	1.953" Diameter
1	Steel Deep Cup Freeze Plug	69	381-3112	2.063" Diameter

287 350 5.7L (5733cc) OHV V8 (16 Valve) (Pontiac), 3.875" Bore (GMC Eng.), 4 Bbl. "Eng. Code WZ" 1969

QTY	TIMING	YEARS	PART NO.	DESCRIPTION
1	3 Piece Set	69	KT3-350S	VINTAGE; 223-305, 223-371 not sold separately; (1) 222-350; (1) 223-305; (1) 223-371
1	Camshaft	69	CS-641	VINTAGE; Hydraulic, (050) Duration at .050 Lobe Lift, 208 Exh., 198 Int., 111 Degrees Lobe Separation
1	Prelube		55-403 Std Only	1.5 oz. packet
1	Prelube		55-400 Std Only	4 oz. bottle; 1.5 oz. packet No. 55-403 also avail.
16	Lifter	69	HT-951 Std Only	Hyd.
16	Lifter, Bulk	69	HT-951B Std Only	Hyd.; Carton of 128
16	Push Rod	69	RP-3229R Std Only	Chrome-Moly; 9.1300" O.A.L.
16	Push Rod	69	RP-3028 Std Only	VINTAGE; 9.1360" O.A.L.
16	Push Rod, Bulk	69	BRP-3028 Std Only	VINTAGE; Carton of 100; 9.1360" O.A.L.
16	Arm Assy.	69	R-1032 Std Only	Exc. HO; Incl. arm, ball & nut
16	Arm Assy.	69	R-850 Std Only	VINTAGE; w/HO; Incl. arm & ball
16	Arm Assy., Bulk	69	R-1032B Std Only	Exc. HO; Incl. arm, ball & nut; Carton of 64
16	Arm	69	R-849A Std Only	Exc. HO
16	Rocker Arm Ball	69	MR-1810 Std Only	w/HO
16	Nut	69	MR-1934 Std Only	Exc. HO; 3/8" x 24 UNF
8	Exhaust	69	V-3923 Std Only	VINTAGE; Chrome plated stem; 1.7720" Head Dia., 0.3409" Stem Dia., 5.0910" O.A.L.
8	Intake	69	V-1826 Std Only	VINTAGE; Chrome plated stem; 2.1100" Head Dia., 0.3415" Stem Dia., 5.0980" O.A.L.
8	Guide	69	VG-5061 Std Only	Loc. Exh.; 0.3430" ID, 2.3800" O.A.L
16	Spring	69	VS-1660R Std Only	Loc. Outer; Optional Hi-Perf.; 1.9400" Free Height
16	Spring	69	VS-665 Std Only	VINTAGE; Loc. Outer; 1.9400" Free Height
16	Valve Stem Seal	69	MV-1233C Std Only	O-Ring; (RBB) Rubber

(continued on next page)

GM Car (Incl. Buick, Cad., Chev., Olds., Pontiac)

350 5.7L (5733cc) OHV V8 (16 Valve) (Pontiac), 3.875" Bore (GMC Eng.), 4 Bbl. "Eng. Code WZ" 1969 287
(cont.)

VALVE TRAIN	QTY	VALVE SEAL (cont.)	YEARS	PART NO.	DESCRIPTION	VALVE TRAIN
	16	Valve Stem Seal	69	ST-2092 Std Only	Positive type, Metal Clad; (RBB) Rubber	
	16	Valve Stem Seal	69	ST-2003 Std Only	Positive type; Installation requires valve guide machining; (RBB) Rubber	
	16	Valve Stem Seal Bulk	69	MV-1233 Std Only	O-Ring; Carton of 100; (RBB) Rubber	
	16	Valve Stem Seal Bulk	69	ST-2003BC Std Only	Positive type; Installation requires valve guide machining; Carton of 100; (RBB) Rubber	
VALVE TRAIN	QTY	VALVE SEAT	YEARS	PART NO.	DESCRIPTION	VALVE TRAIN
	8	Seat	69	245-1750-2 Std Only	Loc. Exh.; Use w/V-1832 & V-1963; 1.7550" OD, 1.5000" ID, 0.2160" Depth	
	8	Seat	69	245-1750-2N Std Only	Loc. Exh.; Use w/V-1832 & V-1963; Premium Material; 1.7550" OD, 1.5000" ID, 0.2160" Depth	
	8	Seat	69	245-1812-1 Std Only	Loc. Exh.; Use w/V-1902 & V-3923; 1.8175" OD, 1.5625" ID, 0.2480" Depth	
	8	Seat	69	245-1812-1N Std Only	Loc. Exh.; Use w/V-1902 & V-3923; Premium Material; 1.8175" OD, 1.5625" ID, 0.2480" Depth	
VALVE TRAIN	QTY	VALVE, MISC	YEARS	PART NO.	DESCRIPTION	VALVE TRAIN
	32	Keeper	69	VK-115A Std Only	1 groove; Square cut key groove; Carton pack 24	
	32	Keeper	69	VK-115 Std Only	1 groove; Square cut key groove; Carton pack 32	
	32	Keeper	69	VK-115R Std Only	1 groove; Square cut key groove; Hardened	
	32	Keeper, Bulk	69	VK-115B Std Only	1 groove; Square cut key groove; Carton of 1000	
BLOCK	QTY	PISTON	YEARS	PART NO.	DESCRIPTION	BLOCK
	8	Cast Piston	69	357P 20 20-30-40-60	VINTAGE; Cast; .9805" Pin Dia.; 2 Rings 5/64 Groove, 1 Ring 3/16 Groove, 1.700 CD, Flat Head w/4 valve reliefs - 7.8:1 C.R.	
	8	Cast Piston - Individual	69	W357P 20 20-30-40-60	VINTAGE; Cast; .9805" Pin Dia.; 2 Rings 5/64 Groove, 1 Ring 3/16 Groove, 1.700 CD, Flat Head w/4 valve reliefs - 7.8:1 C.R.	
BLOCK	QTY	RINGS	YEARS	PART NO.	DESCRIPTION	BLOCK
	1	Premium Set	69	E-245K Std-20-30-40-60	VINTAGE; 2-5/64, 1-3/16; Premium Moly	
	1	Standard Set	69	E-245X Std-20-30-40-60-80	VINTAGE; 2-5/64, 1-3/16; Iron	
BLOCK	QTY	ENGINE BEARINGS	YEARS	PART NO.	DESCRIPTION	BLOCK
	1	Main Set	69	113M Std-10-20	Performance; 3/4 grooved	
	1	Main Set	69	4040M Std-1-10-20-30	VINTAGE; Grooved upper main brgs.	
	1	Rod Set	69	8-7050CH Std-10-20	Performance	
	1	Rod Set	69	8-1555CPA Std-10-20-30-40	VINTAGE	
	8	Rod Pair	69	1555CPA Std-10-20-30-40	VINTAGE	
	1	Cam Set	69	1220M Std Only	VINTAGE	
BLOCK	QTY	OIL PUMP	YEARS	PART NO.	DESCRIPTION	BLOCK
	1	Oil Pump	69	224-43364S	High Pressure; 3/4" inlet tube; Incl. screen	
	1	Inter. Shaft	69	224-61236		
	1	Screen Assy.	69	224-11236	Use w/224-43364S; 3/4" inlet tube	
BLOCK	QTY	GASKETS	YEARS	PART NO.	DESCRIPTION	BLOCK
	1	Kit Gasket Set	69	260-1025	VINTAGE	
BLOCK	QTY	FREEZE PLUGS	YEARS	PART NO.	DESCRIPTION	BLOCK
	1	Brass Block Plug Kit	69	381-8021	VINTAGE	
	1	Steel Block Plug Kit	69	381-4028		
	1	Brass Deep Cup Freeze Plug	69	381-9010	0.938" Diameter	
	1	Brass Deep Cup Freeze Plug	69	381-9026	1.953" Diameter	
	1	Steel Deep Cup Freeze Plug	69	381-3039	0.938" Diameter	
	1	Steel Deep Cup Freeze Plug	69	381-3042	1.953" Diameter	
	1	Steel Deep Cup Freeze Plug	69	381-3112	2.063" Diameter	

350 5.7L (5733cc) OHV V8 (16 Valve) (Pontiac), 3.875" Bore (GMC Eng.), 2 Bbl. "Eng. Code X7" 1970 288

QTY	TIMING	YEARS	PART NO.	DESCRIPTION
1	3 Piece Set	70	KT3-350S	VINTAGE; 223-305, 223-371 not sold separately; (1) 222-350; (1) 223-305; (1) 223-371
QTY	CAMSHAFT/LIFTER	YEARS	PART NO.	DESCRIPTION
16	Lifter	70	HT-951 Std Only	Hyd.
16	Lifter, Bulk	70	HT-951B Std Only	Hyd.; Carton of 128
QTY	PUSH ROD	YEARS	PART NO.	DESCRIPTION
16	Push Rod	70	RP-3229R Std Only	Chrome-Moly; 9.1300" O.A.L.
16	Push Rod	70	RP-3028 Std Only	VINTAGE; 9.1360" O.A.L.
16	Push Rod, Bulk	70	BRP-3028 Std Only	VINTAGE; Carton of 100; 9.1360" O.A.L.
QTY	ROCKER PARTS	YEARS	PART NO.	DESCRIPTION
16	Arm Assy.	70	R-1032 Std Only	Exc. HO; Incl. arm, ball & nut
16	Arm Assy.	70	R-850 Std Only	VINTAGE; w/HO; Incl. arm & ball
16	Arm Assy., Bulk	70	R-1032B Std Only	Exc. HO; Incl. arm, ball & nut; Carton of 64
16	Arm	70	R-849A Std Only	Exc. HO

(continued on next page)

GM Car (Incl. Buick, Cad., Chev., Olds., Pontiac)

288 350 5.7L (5733cc) OHV V8 (16 Valve) (Pontiac), 3.875" Bore (GMC Eng.), 2 Bbl. "Eng. Code X7" 1970
(cont.)

QTY	ROCKER PARTS (cont.)	YEARS	PART NO.	DESCRIPTION
16	Rocker Arm Ball	70	MR-1810 Std Only	w/HO
16	Nut	70	MR-1934 Std Only	Exc. HO; 3/8" x 24 UNF
QTY	VALVE	YEARS	PART NO.	DESCRIPTION
8	Exhaust	70	V-1832 Std Only	VINTAGE; Chrome plated stem; 1.6600" Head Dia., 0.3405" Stem Dia., 4.9840" O.A.L.
QTY	VALVE GUIDE	YEARS	PART NO.	DESCRIPTION
8	Guide	70	VG-5061 Std Only	Loc. Exh.; 0.3430" ID, 2.3800" O.A.L
8	Guide	70	VG-5038 Std Only	Loc. Int.; 0.3430" ID, 2.1200" O.A.L
8	Guide, Bulk	70	VG-5038B Std Only	Loc. Int.; Carton of 50; 0.3430" ID, 2.1200" O.A.L
QTY	VALVE SPRING	YEARS	PART NO.	DESCRIPTION
16	Spring	70	VS-1660R Std Only	Loc. Outer; Optional Hi-Perf.; 1.9400" Free Height
16	Spring	70	VS-665 Std Only	VINTAGE; Loc. Outer; 1.9400" Free Height
QTY	VALVE SEAL	YEARS	PART NO.	DESCRIPTION
16	Valve Stem Seal	70	MV-1233C Std Only	O-Ring; (RBB) Rubber
16	Valve Stem Seal	70	ST-2092 Std Only	Positive type, Metal Clad; (RBB) Rubber
16	Valve Stem Seal	70	ST-2003 Std Only	Positive type; Installation requires valve guide machining; (RBB) Rubber
16	Valve Stem Seal Bulk	70	MV-1233 Std Only	O-Ring; Carton of 100; (RBB) Rubber
16	Valve Stem Seal Bulk	70	ST-2003BC Std Only	Positive type; Installation requires valve guide machining; Carton of 100; (RBB) Rubber
QTY	VALVE SEAT	YEARS	PART NO.	DESCRIPTION
8	Seat	70	245-1750-2 Std Only	Loc. Exh.; Use w/V-1832 & V-1963; 1.7550" OD, 1.5000" ID, 0.2160" Depth
8	Seat	70	245-1750-2N Std Only	Loc. Exh.; Use w/V-1832 & V-1963; Premium Material; 1.7550" OD, 1.5000" ID, 0.2160" Depth
8	Seat	70	245-1812-1 Std Only	Loc. Exh.; Use w/V-1902 & V-3923; 1.8175" OD, 1.5625" ID, 0.2480" Depth
8	Seat	70	245-1812-1N Std Only	Loc. Exh.; Use w/V-1902 & V-3923; Premium Material; 1.8175" OD, 1.5625" ID, 0.2480" Depth
QTY	VALVE, MISC	YEARS	PART NO.	DESCRIPTION
32	Keeper	70	VK-115A Std Only	1 groove; Square cut key groove; Carton pack 24
32	Keeper	70	VK-115 Std Only	1 groove; Square cut key groove; Carton pack 32
32	Keeper	70	VK-115R Std Only	1 groove; Square cut key groove; Hardened
32	Keeper, Bulk	70	VK-115B Std Only	1 groove; Square cut key groove; Carton of 1000
QTY	PISTON	YEARS	PART NO.	DESCRIPTION
8	Cast Piston	70	357P 20 20-30-40-60	VINTAGE; Cast; .9805" Pin Dia.; 2 Rings 5/64 Groove, 1 Ring 3/16 Groove, 1.700 CD, Flat Head w/4 valve reliefs - 7.8:1 C.R.
8	Cast Piston - Individual	70	W357P 20 20-30-40-60	VINTAGE; Cast; .9805" Pin Dia.; 2 Rings 5/64 Groove, 1 Ring 3/16 Groove, 1.700 CD, Flat Head w/4 valve reliefs - 7.8:1 C.R.
QTY	RINGS	YEARS	PART NO.	DESCRIPTION
1	Premium Set	70	E-245K Std-20-30-40-60	VINTAGE; 2-5/64, 1-3/16; Premium Moly
1	Standard Set	70	E-245X Std-20-30-40-60-80	VINTAGE; 2-5/64, 1-3/16; Iron
QTY	ENGINE BEARINGS	YEARS	PART NO.	DESCRIPTION
1	Main Set	70	113M Std-10-20	Performance; 3/4 grooved
1	Main Set	70	4040M Std-1-10-20-30	VINTAGE; Grooved upper main brgs.
1	Rod Set	70	8-7050CH Std-10-20	Performance
1	Rod Set	70	8-1555CPA Std-10-20-30-40	VINTAGE
8	Rod Pair	70	1555CPA Std-10-20-30-40	VINTAGE
1	Cam Set	70	1220M Std Only	
QTY	OIL PUMP	YEARS	PART NO.	DESCRIPTION
1	Oil Pump	70	224-43364S	High Pressure; 3/4" inlet tube; Incl. screen
1	Inter. Shaft	70	224-61236	
1	Screen Assy.	70	224-11236	Use w/224-43364S; 3/4" inlet tube
QTY	GASKETS	YEARS	PART NO.	DESCRIPTION
1	Kit Gasket Set	70	260-1025	VINTAGE
QTY	FREEZE PLUGS	YEARS	PART NO.	DESCRIPTION
1	Brass Block Plug Kit	70	381-8021	VINTAGE
1	Steel Block Plug Kit	70	381-4028	
1	Brass Deep Cup Freeze Plug	70	381-9010	0.938" Diameter
1	Brass Deep Cup Freeze Plug	70	381-9026	1.953" Diameter
1	Steel Deep Cup Freeze Plug	70	381-3039	0.938" Diameter
1	Steel Deep Cup Freeze Plug	70	381-3042	1.953" Diameter
1	Steel Deep Cup Freeze Plug	70	381-3112	2.063" Diameter

VALVE TRAIN

VALVE TRAIN

BLOCK

BLOCK

GM Car (Incl. Buick, Cad., Chev., Olds., Pontiac)

350 5.7L (5733cc) OHV V8 (16 Valve) (Pontiac), 3.875" Bore (GMC Eng.), 2 Bbl. "Eng. Code XB" 1969 289

QTY	TIMING	YEARS	PART NO.	DESCRIPTION
1	3 Piece Set	69	KT3-350S	VINTAGE; 223-305, 223-371 not sold separately; (1) 222-350; (1) 223-305; (1) 223-371
16	CAMSHAFT/LIFTER	YEARS	PART NO.	DESCRIPTION
16	Lifter	69	HT-951 Std Only	Hyd.
16	Lifter, Bulk	69	HT-951B Std Only	Hyd.; Carton of 128
16	PUSH ROD	YEARS	PART NO.	DESCRIPTION
16	Push Rod	69	RP-3229R Std Only	Chrome-Moly; 9.1300" O.A.L.
16	Push Rod	69	RP-3028 Std Only	VINTAGE; 9.1360" O.A.L.
16	Push Rod, Bulk	69	BRP-3028 Std Only	VINTAGE; Carton of 100; 9.1360" O.A.L.
16	ROCKER PARTS	YEARS	PART NO.	DESCRIPTION
16	Arm Assy.	69	R-1032 Std Only	Exc. HO; Incl. arm, ball & nut
16	Arm Assy.	69	R-850 Std Only	VINTAGE; w/HO; Incl. arm & ball
16	Arm Assy., Bulk	69	R-1032B Std Only	Exc. HO; Incl. arm, ball & nut; Carton of 64
16	Arm	69	R-849A Std Only	Exc. HO
16	Rocker Arm Ball	69	MR-1810 Std Only	w/HO
16	Nut	69	MR-1934 Std Only	Exc. HO; 3/8" x 24 UNF
8	VALVE	YEARS	PART NO.	DESCRIPTION
8	Exhaust	69	V-1832 Std Only	VINTAGE; Chrome plated stem; 1.6600" Head Dia., 0.3405" Stem Dia., 4.9840" O.A.L.
8	VALVE GUIDE	YEARS	PART NO.	DESCRIPTION
8	Guide	69	VG-5061 Std Only	Loc. Exh.; 0.3430" ID, 2.3800" O.A.L.
8	Guide	69	VG-5038 Std Only	Loc. Int.; 0.3430" ID, 2.1200" O.A.L.
8	Guide, Bulk	69	VG-5038B Std Only	Loc. Int.; Carton of 50; 0.3430" ID, 2.1200" O.A.L.
16	VALVE SPRING	YEARS	PART NO.	DESCRIPTION
16	Spring	69	VS-1660R Std Only	Loc. Outer; Optional Hi-Perf.; 1.9400" Free Height
16	Spring	69	VS-651 Std Only	VINTAGE; Loc. Inner; 1.7600" Free Height
16	Spring	69	VS-665 Std Only	VINTAGE; Loc. Outer; 1.9400" Free Height
16	VALVE SEAL	YEARS	PART NO.	DESCRIPTION
16	Valve Stem Seal	69	MV-1233C Std Only	O-Ring; (RBB) Rubber
16	Valve Stem Seal	69	ST-2092 Std Only	Positive type, Metal Clad; (RBB) Rubber
16	Valve Stem Seal	69	ST-2003 Std Only	Positive type; Installation requires valve guide machining; (RBB) Rubber
16	Valve Stem Seal Bulk	69	MV-1233 Std Only	O-Ring; Carton of 100; (RBB) Rubber
16	Valve Stem Seal Bulk	69	ST-2003BC Std Only	Positive type; Installation requires valve guide machining; Carton of 100; (RBB) Rubber
8	VALVE SEAT	YEARS	PART NO.	DESCRIPTION
8	Seat	69	245-1750-2 Std Only	Loc. Exh.; Use w/V-1832 & V-1963; 1.7550" OD, 1.5000" ID, 0.2160" Depth
8	Seat	69	245-1750-2N Std Only	Loc. Exh.; Use w/V-1832 & V-1963; Premium Material; 1.7550" OD, 1.5000" ID, 0.2160" Depth
8	Seat	69	245-1812-1 Std Only	Loc. Exh.; Use w/V-1902 & V-3923; 1.8175" OD, 1.5625" ID, 0.2480" Depth
8	Seat	69	245-1812-1N Std Only	Loc. Exh.; Use w/V-1902 & V-3923; Premium Material; 1.8175" OD, 1.5625" ID, 0.2480" Depth
8	Seat	69	245-2125-1 Std Only	Loc. Int.; 2.1305" OD, 1.8125" ID, 0.2480" Depth
32	VALVE, MISC	YEARS	PART NO.	DESCRIPTION
32	Keeper	69	VK-115A Std Only	1 groove; Square cut key groove; Carton pack 24
32	Keeper	69	VK-115 Std Only	1 groove; Square cut key groove; Carton pack 32
32	Keeper	69	VK-115R Std Only	1 groove; Square cut key groove; Hardened
32	Keeper, Bulk	69	VK-115B Std Only	1 groove; Square cut key groove; Carton of 1000
8	PISTON	YEARS	PART NO.	DESCRIPTION
8	Cast Piston	69	357P 20 20-30-40-60	VINTAGE; Cast; .9805" Pin Dia.; 2 Rings 5/64 Groove, 1 Ring 3/16 Groove, 1.700 CD, Flat Head w/4 valve reliefs - 7.8:1 C.R.
8	Cast Piston - Individual	69	W357P 20 20-30-40-60	VINTAGE; Cast; .9805" Pin Dia.; 2 Rings 5/64 Groove, 1 Ring 3/16 Groove, 1.700 CD, Flat Head w/4 valve reliefs - 7.8:1 C.R.
1	RINGS	YEARS	PART NO.	DESCRIPTION
1	Premium Set	69	E-245K Std-20-30-40-60	VINTAGE; 2-5/64, 1-3/16; Premium Moly
1	Standard Set	69	E-245X Std-20-30-40-60-80	VINTAGE; 2-5/64, 1-3/16; Iron
1	ENGINE BEARINGS	YEARS	PART NO.	DESCRIPTION
1	Main Set	69	113M Std-10-20	Performance; 3/4 grooved
1	Main Set	69	4040M Std-1-10-20-30	VINTAGE; Grooved upper main brgs.
1	Rod Set	69	8-7050CH Std-10-20	Performance
1	Rod Set	69	8-1555CPA Std-10-20-30-40	VINTAGE
8	Rod Pair	69	1555CPA Std-10-20-30-40	VINTAGE
1	Cam Set	69	1220M Std Only	
1	OIL PUMP	YEARS	PART NO.	DESCRIPTION
1	Oil Pump	69	224-43364S	High Pressure; 3/4" inlet tube; Incl. screen

(continued on next page)

GM Car (Incl. Buick, Cad., Chev., Olds., Pontiac)

289 350 5.7L (5733cc) OHV V8 (16 Valve) (Pontiac), 3.875" Bore (GMC Eng.), 2 Bbl. "Eng. Code XB" 1969
(cont.)

BLOCK	QTY	OIL PUMP (cont.)	YEARS	PART NO.	DESCRIPTION	BLOCK
	1	Inter. Shaft	69	224-61236		
	1	Screen Assy.	69	224-11236	Use w/224-43364S; 3/4" inlet tube	
	QTY	GASKETS	YEARS	PART NO.	DESCRIPTION	
	1	Kit Gasket Set	69	260-1025	VINTAGE	
	QTY	FREEZE PLUGS	YEARS	PART NO.	DESCRIPTION	
	1	Brass Block Plug Kit	69	381-8021	VINTAGE	
	1	Steel Block Plug Kit	69	381-4028		
	1	Brass Deep Cup Freeze Plug	69	381-9010	0.938" Diameter	
	1	Brass Deep Cup Freeze Plug	69	381-9026	1.953" Diameter	
	1	Steel Deep Cup Freeze Plug	69	381-3039	0.938" Diameter	
	1	Steel Deep Cup Freeze Plug	69	381-3042	1.953" Diameter	
	1	Steel Deep Cup Freeze Plug	69	381-3112	2.063" Diameter	

290 350 5.7L (5733cc) OHV V8 (16 Valve) (Pontiac), 3.875" Bore (GMC Eng.), 4 Bbl. "Eng. Code XC" 1968

VALVE TRAIN	QTY	TIMING	YEARS	PART NO.	DESCRIPTION	VALVE TRAIN
	1	3 Piece Set	68	KT3-350S	VINTAGE; 223-305, 223-371 not sold separately; (1) 222-350; (1) 223-305; (1) 223-371	
	QTY	CAMSHAFT/LIFTER	YEARS	PART NO.	DESCRIPTION	
	1	Camshaft	68	CS-641	VINTAGE; Hydraulic, (050) Duration at .050 Lobe Lift, 208 Exh., 198 Int., 111 Degrees Lobe Separation	
	1	Prelube		55-403 Std Only	1.5 oz. packet	
	1	Prelube		55-400 Std Only	4 oz. bottle; 1.5 oz. packet No. 55-403 also avail.	
	16	Lifter	68	HT-951 Std Only	Hyd.	
	16	Lifter, Bulk	68	HT-951B Std Only	Hyd.; Carton of 128	
	QTY	PUSH ROD	YEARS	PART NO.	DESCRIPTION	
	16	Push Rod	68	RP-3229R Std Only	Chrome-Moly; 9.1300" O.A.L.	
	16	Push Rod	68	RP-3028 Std Only	VINTAGE; 9.1360" O.A.L.	
	16	Push Rod, Bulk	68	BRP-3028 Std Only	VINTAGE; Carton of 100; 9.1360" O.A.L.	
	QTY	ROCKER PARTS	YEARS	PART NO.	DESCRIPTION	
	16	Arm Assy.	68	R-1032 Std Only	Exc. HO; Incl. arm, ball & nut	
	16	Arm Assy.	68	R-850 Std Only	VINTAGE; w/HO; Incl. arm & ball	
	16	Arm Assy., Bulk	68	R-1032B Std Only	Exc. HO; Incl. arm, ball & nut; Carton of 64	
	16	Arm	68	R-849A Std Only	Exc. HO	
	16	Rocker Arm Ball	68	MR-1810 Std Only	w/HO	
	16	Nut	68	MR-1934 Std Only	Exc. HO; 3/8" x 24 UNF	
	QTY	VALVE	YEARS	PART NO.	DESCRIPTION	
	8	Exhaust	68	V-1823 Std Only	VINTAGE; 1.6600" Head Dia., 0.3410" Stem Dia., 5.0820" O.A.L.	
	8	Intake	68	V-1824 Std Only	VINTAGE; w/M/T; Chrome plated stem; 1.9600" Head Dia., 0.3415" Stem Dia., 5.0890" O.A.L.	
	QTY	VALVE GUIDE	YEARS	PART NO.	DESCRIPTION	
	8	Guide	68	VG-5061 Std Only	Loc. Exh.; 0.3430" ID, 2.3800" O.A.L	
	QTY	VALVE SPRING	YEARS	PART NO.	DESCRIPTION	
	16	Spring	68	VS-1660R Std Only	Loc. Outer; Optional Hi-Perf.; 1.9400" Free Height	
	16	Spring	68	VS-665 Std Only	VINTAGE; Loc. Outer; 1.9400" Free Height	
	QTY	VALVE SEAL	YEARS	PART NO.	DESCRIPTION	
	16	Valve Stem Seal	68	MV-1233C Std Only	O-Ring; (RBB) Rubber	
	16	Valve Stem Seal	68	ST-2092 Std Only	Positive type, Metal Clad; (RBB) Rubber	
	16	Valve Stem Seal	68	ST-2003 Std Only	Positive type; Installation requires valve guide machining; (RBB) Rubber	
	16	Valve Stem Seal Bulk	68	MV-1233 Std Only	O-Ring; Carton of 100; (RBB) Rubber	
	16	Valve Stem Seal Bulk	68	ST-2003BC Std Only	Positive type; Installation requires valve guide machining; Carton of 100; (RBB) Rubber	
	QTY	VALVE SEAT	YEARS	PART NO.	DESCRIPTION	
	8	Seat	68	245-1750-2 Std Only	Loc. Exh.; 1.7550" OD, 1.5000" ID, 0.2160" Depth	
	8	Seat	68	245-1750-2N Std Only	Loc. Exh.; Premium Material; 1.7550" OD, 1.5000" ID, 0.2160" Depth	
	QTY	VALVE, MISC	YEARS	PART NO.	DESCRIPTION	
	32	Keeper	68	VK-115A Std Only	1 groove; Square cut key groove; Carton pack 24	
	32	Keeper	68	VK-115 Std Only	1 groove; Square cut key groove; Carton pack 32	
	32	Keeper	68	VK-115R Std Only	1 groove; Square cut key groove; Hardened	
	32	Keeper, Bulk	68	VK-115B Std Only	1 groove; Square cut key groove; Carton of 1000	
	QTY	PISTON	YEARS	PART NO.	DESCRIPTION	
	8	Cast Piston	68	357P 20 20-30-40-60	VINTAGE; Cast; .9805" Pin Dia.; 2 Rings 5/64 Groove, 1 Ring 3/16 Groove, 1.700 CD, Flat Head w/4 valve reliefs - 7.8:1 C.R.	

(continued on next page)

GM Car (Incl. Buick, Cad., Chev., Olds., Pontiac)

350 5.7L (5733cc) OHV V8 (16 Valve) (Pontiac), 3.875" Bore (GMC Eng.), 4 Bbl. "Eng. Code XC" 1968 290
(cont.)

	QTY	PISTON (cont.)	YEARS	PART NO.	DESCRIPTION
BLOCK	8	Cast Piston - Individual	68	W357P 20 20-30-40-60	VINTAGE; Cast; .9805" Pin Dia.; 2 Rings 5/64 Groove, 1 Ring 3/16 Groove, 1.700 CD, Flat Head w/4 valve reliefs - 7.8:1 C.R.
	1	Premium Set	68	E-245K Std-20-30-40-60	VINTAGE; 2-5/64, 1-3/16; Premium Moly
	1	Standard Set	68	E-245X Std-20-30-40-60-80	VINTAGE; 2-5/64, 1-3/16; Iron
	1	Main Set	68	113M Std-10-20	Performance; 3/4 grooved
	1	Main Set	68	4040M Std-1-10-20-30	VINTAGE; Grooved upper main brgs.
	1	Rod Set	68	8-7050CH Std-10-20	Performance
	1	Rod Set	68	8-1555CPA Std-10-20-30-40	VINTAGE
	8	Rod Pair	68	1555CPA Std-10-20-30-40	VINTAGE
	1	Cam Set	68	1220M Std Only	
	1	Oil Pump	68	224-43364S	High Pressure; 3/4" inlet tube; Incl. screen
1	Inter. Shaft	68	224-61236		
1	Screen Assy.	68	224-11236	Use w/224-43364S; 3/4" inlet tube	
1	Kit Gasket Set	68	260-1025	VINTAGE	
1	Brass Block Plug Kit	68	381-8021	VINTAGE	
1	Steel Block Plug Kit	68	381-4028		
1	Brass Deep Cup Freeze Plug	68	381-9010	0.938" Diameter	
1	Brass Deep Cup Freeze Plug	68	381-9026	1.953" Diameter	
1	Steel Deep Cup Freeze Plug	68	381-3039	0.938" Diameter	
1	Steel Deep Cup Freeze Plug	68	381-3042	1.953" Diameter	
1	Steel Deep Cup Freeze Plug	68	381-3112	2.063" Diameter	

350 5.7L (5733cc) OHV V8 (16 Valve) (Pontiac), 3.875" Bore (GMC Eng.), 2 Bbl. "Eng. Code XL" 1969 291

	QTY	TIMING	YEARS	PART NO.	DESCRIPTION
VALVE TRAIN	1	3 Piece Set	69	KT3-350S	VINTAGE; 223-305, 223-371 not sold separately; (1) 222-350; (1) 223-305; (1) 223-371
	16	Lifter	69	HT-951 Std Only	Hyd.
	16	Lifter, Bulk	69	HT-951B Std Only	Hyd.; Carton of 128
	16	Push Rod	69	RP-3229R Std Only	Chrome-Moly; 9.1300" O.A.L.
	16	Push Rod	69	RP-3028 Std Only	VINTAGE; 9.1360" O.A.L.
	16	Push Rod, Bulk	69	BRP-3028 Std Only	VINTAGE; Carton of 100; 9.1360" O.A.L.
	16	Arm Assy.	69	R-1032 Std Only	Exc. HO; Incl. arm, ball & nut
	16	Arm Assy.	69	R-850 Std Only	VINTAGE; w/HO; Incl. arm & ball
	16	Arm Assy., Bulk	69	R-1032B Std Only	Exc. HO; Incl. arm, ball & nut; Carton of 64
	16	Arm	69	R-849A Std Only	Exc. HO
16	Rocker Arm Ball	69	MR-1810 Std Only	w/HO	
16	Nut	69	MR-1934 Std Only	Exc. HO; 3/8" x 24 UNF	
8	Exhaust	69	V-1832 Std Only	VINTAGE; Chrome plated stem; 1.6600" Head Dia., 0.3405" Stem Dia., 4.9840" O.A.L.	
8	Guide	69	VG-5061 Std Only	Loc. Exh.; 0.3430" ID, 2.3800" O.A.L.	
8	Guide	69	VG-5038 Std Only	Loc. Int.; 0.3430" ID, 2.1200" O.A.L.	
8	Guide, Bulk	69	VG-5038B Std Only	Loc. Int.; Carton of 50; 0.3430" ID, 2.1200" O.A.L.	
16	Spring	69	VS-1660R Std Only	Loc. Outer; Optional Hi-Perf.; 1.9400" Free Height	
16	Spring	69	VS-651 Std Only	VINTAGE; Loc. Inner; 1.7600" Free Height	
16	Spring	69	VS-665 Std Only	VINTAGE; Loc. Outer; 1.9400" Free Height	
16	Valve Stem Seal	69	MV-1233C Std Only	O-Ring; (RBB) Rubber	
16	Valve Stem Seal	69	ST-2092 Std Only	Positive type, Metal Clad; (RBB) Rubber	
16	Valve Stem Seal	69	ST-2003 Std Only	Positive type; Installation requires valve guide machining; (RBB) Rubber	
16	Valve Stem Seal Bulk	69	MV-1233 Std Only	O-Ring; Carton of 100; (RBB) Rubber	
16	Valve Stem Seal Bulk	69	ST-2003BC Std Only	Positive type; Installation requires valve guide machining; Carton of 100; (RBB) Rubber	

(continued on next page)

GM Car (Incl. Buick, Cad., Chev., Olds., Pontiac)

291 350 5.7L (5733cc) OHV V8 (16 Valve) (Pontiac), 3.875" Bore (GMC Eng.), 2 Bbl. "Eng. Code XL" 1969
(cont.)

QTY	VALVE SEAT	YEARS	PART NO.	DESCRIPTION
8	Seat	69	245-1750-2 Std Only	Loc. Exh.; Use w/V-1832 & V-1963; 1.7550" OD, 1.5000" ID, 0.2160" Depth
8	Seat	69	245-1750-2N Std Only	Loc. Exh.; Use w/V-1832 & V-1963; Premium Material; 1.7550" OD, 1.5000" ID, 0.2160" Depth
8	Seat	69	245-1812-1 Std Only	Loc. Exh.; Use w/V-1902 & V-3923; 1.8175" OD, 1.5625" ID, 0.2480" Depth
8	Seat	69	245-1812-1N Std Only	Loc. Exh.; Use w/V-1902 & V-3923; Premium Material; 1.8175" OD, 1.5625" ID, 0.2480" Depth
8	Seat	69	245-2125-1 Std Only	Loc. Int.; 2.1305" OD, 1.8125" ID, 0.2480" Depth
QTY	VALVE, MISC	YEARS	PART NO.	DESCRIPTION
32	Keeper	69	VK-115A Std Only	1 groove; Square cut key groove; Carton pack 24
32	Keeper	69	VK-115 Std Only	1 groove; Square cut key groove; Carton pack 32
32	Keeper	69	VK-115R Std Only	1 groove; Square cut key groove; Hardened
32	Keeper, Bulk	69	VK-115B Std Only	1 groove; Square cut key groove; Carton of 1000
QTY	PISTON	YEARS	PART NO.	DESCRIPTION
8	Cast Piston	69	357P 20 20-30-40-60	VINTAGE; Cast; .9805" Pin Dia.; 2 Rings 5/64 Groove, 1 Ring 3/16 Groove, 1.700 CD, Flat Head w/4 valve reliefs - 7.8:1 C.R.
8	Cast Piston - Individual	69	W357P 20 20-30-40-60	VINTAGE; Cast; .9805" Pin Dia.; 2 Rings 5/64 Groove, 1 Ring 3/16 Groove, 1.700 CD, Flat Head w/4 valve reliefs - 7.8:1 C.R.
QTY	RINGS	YEARS	PART NO.	DESCRIPTION
1	Premium Set	69	E-245K Std-20-30-40-60	VINTAGE; 2-5/64, 1-3/16; Premium Moly
1	Standard Set	69	E-245X Std-20-30-40-60-80	VINTAGE; 2-5/64, 1-3/16; Iron
QTY	ENGINE BEARINGS	YEARS	PART NO.	DESCRIPTION
1	Main Set	69	113M Std-10-20	Performance; 3/4 grooved
1	Main Set	69	4040M Std-1-10-20-30	VINTAGE; Grooved upper main brgs.
1	Rod Set	69	8-7050CH Std-10-20	Performance
1	Rod Set	69	8-1555CPA Std-10-20-30-40	VINTAGE
8	Rod Pair	69	1555CPA Std-10-20-30-40	VINTAGE
1	Cam Set	69	1220M Std Only	
QTY	OIL PUMP	YEARS	PART NO.	DESCRIPTION
1	Oil Pump	69	224-43364S	High Pressure; 3/4" inlet tube; Incl. screen
1	Inter. Shaft	69	224-61236	
1	Screen Assy.	69	224-11236	Use w/224-43364S; 3/4" inlet tube
QTY	GASKETS	YEARS	PART NO.	DESCRIPTION
1	Kit Gasket Set	69	260-1025	VINTAGE
QTY	FREEZE PLUGS	YEARS	PART NO.	DESCRIPTION
1	Brass Block Plug Kit	69	381-8021	VINTAGE
1	Steel Block Plug Kit	69	381-4028	
1	Brass Deep Cup Freeze Plug	69	381-9010	0.938" Diameter
1	Brass Deep Cup Freeze Plug	69	381-9026	1.953" Diameter
1	Steel Deep Cup Freeze Plug	69	381-3039	0.938" Diameter
1	Steel Deep Cup Freeze Plug	69	381-3042	1.953" Diameter
1	Steel Deep Cup Freeze Plug	69	381-3112	2.063" Diameter

292 350 5.7L (5733cc) OHV V8 (16 Valve) (Pontiac), 3.875" Bore (GMC Eng.), 2 Bbl. "Eng. Code XR" 1971-1969

QTY	TIMING	YEARS	PART NO.	DESCRIPTION
1	3 Piece Set	71-69	KT3-350S	VINTAGE; 223-305, 223-371 not sold separately; (1) 222-350; (1) 223-305; (1) 223-371
QTY	CAMSHAFT/LIFTER	YEARS	PART NO.	DESCRIPTION
1	Camshaft	71	CS-641	VINTAGE; Hydraulic, (050) Duration at .050 Lobe Lift, 208 Exh., 198 Int., 111 Degrees Lobe Separation
1	Prelube		55-403 Std Only	1.5 oz. packet
1	Prelube		55-400 Std Only	4 oz. bottle; 1.5 oz. packet No. 55-403 also avail.
16	Lifter	71-69	HT-951 Std Only	Hyd.
16	Lifter, Bulk	71-69	HT-951B Std Only	Hyd.; Carton of 128
QTY	PUSH ROD	YEARS	PART NO.	DESCRIPTION
16	Push Rod	71-69	RP-3229R Std Only	Chrome-Moly; 9.1300" O.A.L.
16	Push Rod	71-69	RP-3028 Std Only	VINTAGE; 9.1360" O.A.L.
16	Push Rod, Bulk	71-69	BRP-3028 Std Only	VINTAGE; Carton of 100; 9.1360" O.A.L.
QTY	ROCKER PARTS	YEARS	PART NO.	DESCRIPTION
16	Arm Assy.	71	R-1032 Std Only	Incl. arm, ball & nut
16	Arm Assy.	70-69	R-1032 Std Only	Exc. HO; Incl. arm, ball & nut
16	Arm Assy.	70-69	R-850 Std Only	VINTAGE; w/HO; Incl. arm & ball
16	Arm Assy., Bulk	71	R-1032B Std Only	Incl. arm, ball & nut; Carton of 64
16	Arm Assy., Bulk	70-69	R-1032B Std Only	Exc. HO; Incl. arm, ball & nut; Carton of 64
16	Arm	71	R-849A Std Only	

(continued on next page)

GM Car (Incl. Buick, Cad., Chev., Olds., Pontiac)

350 5.7L (5733cc) OHV V8 (16 Valve) (Pontiac), 3.875" Bore (GMC Eng.), 2 Bbl. "Eng. Code XR" 1971-1969 292
(cont.)

QTY	ROCKER PARTS (cont.)	YEARS	PART NO.	DESCRIPTION
16	Arm	70-69	R-849A Std Only	Exc. HO
16	Rocker Arm Ball	70-69	MR-1810 Std Only	w/HO
16	Nut	71	MR-1934 Std Only	3/8" x 24 UNF
16	Nut	70-69	MR-1934 Std Only	Exc. HO; 3/8" x 24 UNF
QTY	VALVE	YEARS	PART NO.	DESCRIPTION
8	Exhaust	71-69	V-1832 Std Only	VINTAGE; Chrome plated stem; 1.6600" Head Dia., 0.3405" Stem Dia., 4.9840" O.A.L.
8	Intake	71	V-1964 Std Only	VINTAGE; Chrome plated stem; 1.9600" Head Dia., 0.3415" Stem Dia., 4.9800" O.A.L.
QTY	VALVE GUIDE	YEARS	PART NO.	DESCRIPTION
8	Guide	71-69	VG-5061 Std Only	Loc. Exh.; 0.3430" ID, 2.3800" O.A.L
8	Guide	71-69	VG-5038 Std Only	Loc. Int.; 0.3430" ID, 2.1200" O.A.L
8	Guide, Bulk	71-69	VG-5038B Std Only	Loc. Int.; Carton of 50; 0.3430" ID, 2.1200" O.A.L
QTY	VALVE SPRING	YEARS	PART NO.	DESCRIPTION
16	Spring	71-69	VS-1660R Std Only	Loc. Outer; Optional Hi-Perf.; 1.9400" Free Height
16	Spring	71	VS-651 Std Only	VINTAGE; Loc. Inner; 1.7600" Free Height
16	Spring	71-69	VS-665 Std Only	VINTAGE; Loc. Outer; 1.9400" Free Height
16	Spring	69	VS-651 Std Only	VINTAGE; Loc. Inner; 1.7600" Free Height
QTY	VALVE SEAL	YEARS	PART NO.	DESCRIPTION
16	Valve Stem Seal	71-69	MV-1233C Std Only	O-Ring; (RBB) Rubber
16	Valve Stem Seal	71-69	ST-2092 Std Only	Positive type, Metal Clad; (RBB) Rubber
16	Valve Stem Seal	71-69	ST-2003 Std Only	Positive type; Installation requires valve guide machining; (RBB) Rubber
16	Valve Stem Seal Bulk	71-69	MV-1233 Std Only	O-Ring; Carton of 100; (RBB) Rubber
16	Valve Stem Seal Bulk	71-69	ST-2003BC Std Only	Positive type; Installation requires valve guide machining; Carton of 100; (RBB) Rubber
QTY	VALVE SEAT	YEARS	PART NO.	DESCRIPTION
8	Seat	71-69	245-1750-2 Std Only	Loc. Exh.; Use w/V-1832 & V-1963; 1.7550" OD, 1.5000" ID, 0.2160" Depth
8	Seat	71-69	245-1750-2N Std Only	Loc. Exh.; Use w/V-1832 & V-1963; Premium Material; 1.7550" OD, 1.5000" ID, 0.2160" Depth
8	Seat	71-69	245-1812-1 Std Only	Loc. Exh.; Use w/V-1902 & V-3923; 1.8175" OD, 1.5625" ID, 0.2480" Depth
8	Seat	71-69	245-1812-1N Std Only	Loc. Exh.; Use w/V-1902 & V-3923; Premium Material; 1.8175" OD, 1.5625" ID, 0.2480" Depth
8	Seat	71	245-2125-1 Std Only	Loc. Int.; 2.1305" OD, 1.8125" ID, 0.2480" Depth
8	Seat	69	245-2125-1 Std Only	Loc. Int.; 2.1305" OD, 1.8125" ID, 0.2480" Depth
QTY	VALVE, MISC	YEARS	PART NO.	DESCRIPTION
32	Keeper	71-69	VK-115A Std Only	1 groove; Square cut key groove; Carton pack 24
32	Keeper	71-69	VK-115 Std Only	1 groove; Square cut key groove; Carton pack 32
32	Keeper	71-69	VK-115R Std Only	1 groove; Square cut key groove; Hardened
32	Keeper, Bulk	71-69	VK-115B Std Only	1 groove; Square cut key groove; Carton of 1000
QTY	PISTON	YEARS	PART NO.	DESCRIPTION
8	Cast Piston	71-69	357P 20 20-30-40-60	VINTAGE; Cast; .9805" Pin Dia.; 2 Rings 5/64 Groove, 1 Ring 3/16 Groove, 1.700 CD, Flat Head w/4 valve reliefs - 7.8:1 C.R.
8	Cast Piston - Individual	71-69	W357P 20 20-30-40-60	VINTAGE; Cast; .9805" Pin Dia.; 2 Rings 5/64 Groove, 1 Ring 3/16 Groove, 1.700 CD, Flat Head w/4 valve reliefs - 7.8:1 C.R.
QTY	RINGS	YEARS	PART NO.	DESCRIPTION
1	Premium Set	71-69	E-245K Std-20-30-40-60	VINTAGE; 2-5/64, 1-3/16; Premium Moly
1	Standard Set	71-69	E-245X Std-20-30-40-60-80	VINTAGE; 2-5/64, 1-3/16; Iron
QTY	ENGINE BEARINGS	YEARS	PART NO.	DESCRIPTION
1	Main Set	71-69	113M Std-10-20	Performance; 3/4 grooved
1	Main Set	71-69	4040M Std-1-10-20-30	VINTAGE; Grooved upper main brgs.
1	Rod Set	71-69	8-7050CH Std-10-20	Performance
1	Rod Set	71-69	8-1555CPA Std-10-20-30-40	VINTAGE
8	Rod Pair	71-69	1555CPA Std-10-20-30-40	VINTAGE
1	Cam Set	71-69	1220M Std Only	
QTY	OIL PUMP	YEARS	PART NO.	DESCRIPTION
1	Oil Pump	71-69	224-43364S	High Pressure; 3/4" inlet tube; Incl. screen
1	Inter. Shaft	71-69	224-61236	
1	Screen Assy.	71-69	224-11236	Use w/224-43364S; 3/4" inlet tube
QTY	GASKETS	YEARS	PART NO.	DESCRIPTION
1	Kit Gasket Set	71-69	260-1025	VINTAGE
QTY	FREEZE PLUGS	YEARS	PART NO.	DESCRIPTION
1	Brass Block Plug Kit	71-69	381-8021	VINTAGE
1	Steel Block Plug Kit	71-69	381-4028	

(continued on next page)

GM Car (Incl. Buick, Cad., Chev., Olds., Pontiac)

292 350 5.7L (5733cc) OHV V8 (16 Valve) (Pontiac), 3.875" Bore (GMC Eng.), 2 Bbl. "Eng. Code XR" 1971-1969
(cont.)

QTY	FREEZE PLUGS (cont.)	YEARS	PART NO.	DESCRIPTION
1	Brass Deep Cup Freeze Plug	71-69	381-9010	0.938" Diameter
1	Brass Deep Cup Freeze Plug	71-69	381-9026	1.953" Diameter
1	Steel Deep Cup Freeze Plug	71-69	381-3039	0.938" Diameter
1	Steel Deep Cup Freeze Plug	71-69	381-3042	1.953" Diameter
1	Steel Deep Cup Freeze Plug	71-69	381-3112	2.063" Diameter

293 350 5.7L (5733cc) OHV V8 (16 Valve) (Pontiac), 3.875" Bore (GMC Eng.), 2 Bbl. "Eng. Code XS" 1969

QTY	TIMING	YEARS	PART NO.	DESCRIPTION
1	3 Piece Set	69	KT3-350S	VINTAGE; 223-305, 223-371 not sold separately; (1) 222-350; (1) 223-305; (1) 223-371
QTY	CAMSHAFT/LIFTER	YEARS	PART NO.	DESCRIPTION
16	Lifter	69	HT-951 Std Only	Hyd.
16	Lifter, Bulk	69	HT-951B Std Only	Hyd.; Carton of 128
QTY	PUSH ROD	YEARS	PART NO.	DESCRIPTION
16	Push Rod	69	RP-3229R Std Only	Chrome-Moly; 9.1300" O.A.L.
16	Push Rod	69	RP-3028 Std Only	VINTAGE; 9.1360" O.A.L.
16	Push Rod, Bulk	69	BRP-3028 Std Only	VINTAGE; Carton of 100; 9.1360" O.A.L.
QTY	ROCKER PARTS	YEARS	PART NO.	DESCRIPTION
16	Arm Assy.	69	R-1032 Std Only	Exc. HO; Incl. arm, ball & nut
16	Arm Assy.	69	R-850 Std Only	VINTAGE; w/HO; Incl. arm & ball
16	Arm Assy., Bulk	69	R-1032B Std Only	Exc. HO; Incl. arm, ball & nut; Carton of 64
16	Arm	69	R-849A Std Only	Exc. HO
16	Rocker Arm Ball	69	MR-1810 Std Only	w/HO
16	Nut	69	MR-1934 Std Only	Exc. HO; 3/8" x 24 UNF
QTY	VALVE	YEARS	PART NO.	DESCRIPTION
8	Exhaust	69	V-1832 Std Only	VINTAGE; Chrome plated stem; 1.6600" Head Dia., 0.3405" Stem Dia., 4.9840" O.A.L.
QTY	VALVE GUIDE	YEARS	PART NO.	DESCRIPTION
8	Guide	69	VG-5061 Std Only	Loc. Exh.; 0.3430" ID, 2.3800" O.A.L
8	Guide	69	VG-5038 Std Only	Loc. Int.; 0.3430" ID, 2.1200" O.A.L
8	Guide, Bulk	69	VG-5038B Std Only	Loc. Int.; Carton of 50; 0.3430" ID, 2.1200" O.A.L
QTY	VALVE SPRING	YEARS	PART NO.	DESCRIPTION
16	Spring	69	VS-1660R Std Only	Loc. Outer; Optional Hi-Perf.; 1.9400" Free Height
16	Spring	69	VS-651 Std Only	VINTAGE; Loc. Inner; 1.7600" Free Height
16	Spring	69	VS-665 Std Only	VINTAGE; Loc. Outer; 1.9400" Free Height
QTY	VALVE SEAL	YEARS	PART NO.	DESCRIPTION
16	Valve Stem Seal	69	MV-1233C Std Only	O-Ring; (RBB) Rubber
16	Valve Stem Seal	69	ST-2092 Std Only	Positive type, Metal Clad; (RBB) Rubber
16	Valve Stem Seal	69	ST-2003 Std Only	Positive type; Installation requires valve guide machining; (RBB) Rubber
16	Valve Stem Seal Bulk	69	MV-1233 Std Only	O-Ring; Carton of 100; (RBB) Rubber
16	Valve Stem Seal Bulk	69	ST-2003BC Std Only	Positive type; Installation requires valve guide machining; Carton of 100; (RBB) Rubber
QTY	VALVE SEAT	YEARS	PART NO.	DESCRIPTION
8	Seat	69	245-1750-2 Std Only	Loc. Exh.; Use w/V-1832 & V-1963; 1.7550" OD, 1.5000" ID, 0.2160" Depth
8	Seat	69	245-1750-2N Std Only	Loc. Exh.; Use w/V-1832 & V-1963; Premium Material; 1.7550" OD, 1.5000" ID, 0.2160" Depth
8	Seat	69	245-1812-1 Std Only	Loc. Exh.; Use w/V-1902 & V-3923; 1.8175" OD, 1.5625" ID, 0.2480" Depth
8	Seat	69	245-1812-1N Std Only	Loc. Exh.; Use w/V-1902 & V-3923; Premium Material; 1.8175" OD, 1.5625" ID, 0.2480" Depth
8	Seat	69	245-2125-1 Std Only	Loc. Int.; 2.1305" OD, 1.8125" ID, 0.2480" Depth
QTY	VALVE, MISC	YEARS	PART NO.	DESCRIPTION
32	Keeper	69	VK-115A Std Only	1 groove; Square cut key groove; Carton pack 24
32	Keeper	69	VK-115 Std Only	1 groove; Square cut key groove; Carton pack 32
32	Keeper	69	VK-115R Std Only	1 groove; Square cut key groove; Hardened
32	Keeper, Bulk	69	VK-115B Std Only	1 groove; Square cut key groove; Carton of 1000
QTY	PISTON	YEARS	PART NO.	DESCRIPTION
8	Cast Piston	69	357P 20 20-30-40-60	VINTAGE; Cast; .9805" Pin Dia.; 2 Rings 5/64 Groove, 1 Ring 3/16 Groove, 1.700 CD, Flat Head w/4 valve reliefs - 7.8:1 C.R.
8	Cast Piston - Individual	69	W357P 20 20-30-40-60	VINTAGE; Cast; .9805" Pin Dia.; 2 Rings 5/64 Groove, 1 Ring 3/16 Groove, 1.700 CD, Flat Head w/4 valve reliefs - 7.8:1 C.R.
QTY	RINGS	YEARS	PART NO.	DESCRIPTION
1	Premium Set	69	E-245K Std-20-30-40-60	VINTAGE; 2-5/64, 1-3/16; Premium Moly

VALVE TRAIN

VALVE TRAIN

BLOCK

BLOCK

(continued on next page)

GM Car (Incl. Buick, Cad., Chev., Olds., Pontiac)

350 5.7L (5733cc) OHV V8 (16 Valve) (Pontiac), 3.875" Bore (GMC Eng.), 2 Bbl. "Eng. Code XS" 1969 293
(cont.)

	QTY	RINGS (cont.)	YEARS	PART NO.	DESCRIPTION
BLOCK	1	Standard Set	69	E-245X Std-20-30-40-60-80	VINTAGE; 2-5/64, 1-3/16; Iron
	ENGINE BEARINGS		YEARS	PART NO.	DESCRIPTION
	1	Main Set	69	113M Std-10-20	Performance; 3/4 grooved
	1	Main Set	69	4040M Std-1-10-20-30	VINTAGE; Grooved upper main brgs.
	1	Rod Set	69	8-7050CH Std-10-20	Performance
	1	Rod Set	69	8-1555CPA Std-10-20-30-40	VINTAGE
	8	Rod Pair	69	1555CPA Std-10-20-30-40	VINTAGE
	1	Cam Set	69	1220M Std Only	
	OIL PUMP		YEARS	PART NO.	DESCRIPTION
	1	Oil Pump	69	224-43364S	High Pressure; 3/4" inlet tube; Incl. screen
1	Inter. Shaft	69	224-61236		
1	Screen Assy.	69	224-11236	Use w/224-43364S; 3/4" inlet tube	
GASKETS		YEARS	PART NO.	DESCRIPTION	
1	Kit Gasket Set	69	260-1025	VINTAGE	
FREEZE PLUGS		YEARS	PART NO.	DESCRIPTION	
1	Brass Block Plug Kit	69	381-8021	VINTAGE	
1	Steel Block Plug Kit	69	381-4028		
1	Brass Deep Cup Freeze Plug	69	381-9010	0.938" Diameter	
1	Brass Deep Cup Freeze Plug	69	381-9026	1.953" Diameter	
1	Steel Deep Cup Freeze Plug	69	381-3039	0.938" Diameter	
1	Steel Deep Cup Freeze Plug	69	381-3042	1.953" Diameter	
1	Steel Deep Cup Freeze Plug	69	381-3112	2.063" Diameter	

350 5.7L (5733cc) OHV V8 (16 Valve) (Pontiac), 3.875" Bore (GMC Eng.), 2 Bbl. "Eng. Code XT" 1969 294

	QTY	TIMING	YEARS	PART NO.	DESCRIPTION
VALVE TRAIN	1	3 Piece Set	69	KT3-350S	VINTAGE; 223-305, 223-371 not sold separately; (1) 222-350; (1) 223-305; (1) 223-371
	CAMSHAFT/LIFTER		YEARS	PART NO.	DESCRIPTION
	16	Lifter	69	HT-951 Std Only	Hyd.
	16	Lifter, Bulk	69	HT-951B Std Only	Hyd.; Carton of 128
	PUSH ROD		YEARS	PART NO.	DESCRIPTION
	16	Push Rod	69	RP-3229R Std Only	Chrome-Moly; 9.1300" O.A.L.
	16	Push Rod	69	RP-3028 Std Only	VINTAGE; 9.1360" O.A.L.
	16	Push Rod, Bulk	69	BRP-3028 Std Only	VINTAGE; Carton of 100; 9.1360" O.A.L.
	ROCKER PARTS		YEARS	PART NO.	DESCRIPTION
	16	Arm Assy.	69	R-1032 Std Only	Exc. HO; Incl. arm, ball & nut
16	Arm Assy.	69	R-850 Std Only	VINTAGE; w/HO; Incl. arm & ball	
16	Arm Assy., Bulk	69	R-1032B Std Only	Exc. HO; Incl. arm, ball & nut; Carton of 64	
16	Arm	69	R-849A Std Only	Exc. HO	
16	Rocker Arm Ball	69	MR-1810 Std Only	w/HO	
16	Nut	69	MR-1934 Std Only	Exc. HO; 3/8" x 24 UNF	
VALVE GUIDE		YEARS	PART NO.	DESCRIPTION	
8	Guide	69	VG-5061 Std Only	Loc. Exh.; 0.3430" ID, 2.3800" O.A.L.	
VALVE SPRING		YEARS	PART NO.	DESCRIPTION	
16	Spring	69	VS-1660R Std Only	Loc. Outer; Optional Hi-Perf.; 1.9400" Free Height	
16	Spring	69	VS-665 Std Only	VINTAGE; Loc. Outer; 1.9400" Free Height	
VALVE SEAL		YEARS	PART NO.	DESCRIPTION	
16	Valve Stem Seal	69	MV-1233C Std Only	O-Ring; (RBB) Rubber	
16	Valve Stem Seal	69	ST-2092 Std Only	Positive type, Metal Clad; (RBB) Rubber	
16	Valve Stem Seal	69	ST-2003 Std Only	Positive type; Installation requires valve guide machining; (RBB) Rubber	
16	Valve Stem Seal Bulk	69	MV-1233 Std Only	O-Ring; Carton of 100; (RBB) Rubber	
16	Valve Stem Seal Bulk	69	ST-2003BC Std Only	Positive type; Installation requires valve guide machining; Carton of 100; (RBB) Rubber	
VALVE SEAT		YEARS	PART NO.	DESCRIPTION	
8	Seat	69	245-1750-2 Std Only	Loc. Exh.; Use w/V-1832 & V-1963; 1.7550" OD, 1.5000" ID, 0.2160" Depth	
8	Seat	69	245-1750-2N Std Only	Loc. Exh.; Use w/V-1832 & V-1963; Premium Material; 1.7550" OD, 1.5000" ID, 0.2160" Depth	
8	Seat	69	245-1812-1 Std Only	Loc. Exh.; Use w/V-1902 & V-3923; 1.8175" OD, 1.5625" ID, 0.2480" Depth	
8	Seat	69	245-1812-1N Std Only	Loc. Exh.; Use w/V-1902 & V-3923; Premium Material; 1.8175" OD, 1.5625" ID, 0.2480" Depth	
VALVE, MISC		YEARS	PART NO.	DESCRIPTION	
32	Keeper	69	VK-115A Std Only	1 groove; Square cut key groove; Carton pack 24	
32	Keeper	69	VK-115 Std Only	1 groove; Square cut key groove; Carton pack 32	
32	Keeper	69	VK-115R Std Only	1 groove; Square cut key groove; Hardened	

(continued on next page)

GM Car (Incl. Buick, Cad., Chev., Olds., Pontiac)

294 350 5.7L (5733cc) OHV V8 (16 Valve) (Pontiac), 3.875" Bore (GMC Eng.), 2 Bbl. "Eng. Code XT" 1969
(cont.)

QTY	VALVE, MISC (cont.)	YEARS	PART NO.	DESCRIPTION
32	Keeper, Bulk	69	VK-115B Std Only	1 groove; Square cut key groove; Carton of 1000
8	PISTON Cast Piston	69	357P 20 20-30-40-60	VINTAGE; Cast; .9805" Pin Dia.; 2 Rings 5/64 Groove, 1 Ring 3/16 Groove, 1.700 CD, Flat Head w/4 valve reliefs - 7.8:1 C.R.
8	Cast Piston - Individual	69	W357P 20 20-30-40-60	VINTAGE; Cast; .9805" Pin Dia.; 2 Rings 5/64 Groove, 1 Ring 3/16 Groove, 1.700 CD, Flat Head w/4 valve reliefs - 7.8:1 C.R.
1	RINGS Premium Set	69	E-245K Std-20-30-40-60	VINTAGE; 2-5/64, 1-3/16; Premium Moly
1	Standard Set	69	E-245X Std-20-30-40-60-80	VINTAGE; 2-5/64, 1-3/16; Iron
1	ENGINE BEARINGS Main Set	69	113M Std-10-20	Performance; 3/4 grooved
1	Main Set	69	4040M Std-1-10-20-30	VINTAGE; Grooved upper main brgs.
1	Rod Set	69	8-7050CH Std-10-20	Performance
1	Rod Set	69	8-1555CPA Std-10-20-30-40	VINTAGE
8	Rod Pair	69	1555CPA Std-10-20-30-40	VINTAGE
1	Cam Set	69	1220M Std Only	
1	OIL PUMP Oil Pump	69	224-43364S	High Pressure; 3/4" inlet tube; Incl. screen
1	Inter. Shaft	69	224-61236	
1	Screen Assy.	69	224-11236	Use w/224-43364S; 3/4" inlet tube
1	GASKETS Kit Gasket Set	69	260-1025	VINTAGE
1	FREEZE PLUGS Brass Block Plug Kit	69	381-8021	VINTAGE
1	Steel Block Plug Kit	69	381-4028	
1	Brass Deep Cup Freeze Plug	69	381-9010	0.938" Diameter
1	Brass Deep Cup Freeze Plug	69	381-9026	1.953" Diameter
1	Steel Deep Cup Freeze Plug	69	381-3039	0.938" Diameter
1	Steel Deep Cup Freeze Plug	69	381-3042	1.953" Diameter
1	Steel Deep Cup Freeze Plug	69	381-3112	2.063" Diameter

295 350 5.7L (5733cc) OHV V8 (16 Valve) (Pontiac), 3.875" Bore (GMC Eng.), 4 Bbl. "Eng. Code XU" 1969

QTY	TIMING	YEARS	PART NO.	DESCRIPTION
1	3 Piece Set	69	KT3-350S	VINTAGE; 223-305, 223-371 not sold separately; (1) 222-350; (1) 223-305; (1) 223-371
16	CAMSHAFT/LIFTER Lifter	69	HT-951 Std Only	Hyd.
16	Lifter, Bulk	69	HT-951B Std Only	Hyd.; Carton of 128
16	PUSH ROD Push Rod	69	RP-3229R Std Only	Chrome-Moly; 9.1300" O.A.L.
16	Push Rod	69	RP-3028 Std Only	VINTAGE; 9.1360" O.A.L.
16	Push Rod, Bulk	69	BRP-3028 Std Only	VINTAGE; Carton of 100; 9.1360" O.A.L.
16	ROCKER PARTS Arm Assy.	69	R-1032 Std Only	Exc. HO; Incl. arm, ball & nut
16	Arm Assy.	69	R-850 Std Only	VINTAGE; w/HO; Incl. arm & ball
16	Arm Assy., Bulk	69	R-1032B Std Only	Exc. HO; Incl. arm, ball & nut; Carton of 64
16	Arm	69	R-849A Std Only	Exc. HO
16	Rocker Arm Ball	69	MR-1810 Std Only	w/HO
16	Nut	69	MR-1934 Std Only	Exc. HO; 3/8" x 24 UNF
8	VALVE Exhaust	69	V-3923 Std Only	VINTAGE; Chrome plated stem; 1.7720" Head Dia., 0.3409" Stem Dia., 5.0910" O.A.L.
8	VALVE GUIDE Guide	69	VG-5061 Std Only	Loc. Exh.; 0.3430" ID, 2.3800" O.A.L.
16	VALVE SPRING Spring	69	VS-1660R Std Only	Loc. Outer; Optional Hi-Perf.; 1.9400" Free Height
16	Spring	69	VS-665 Std Only	VINTAGE; Loc. Outer; 1.9400" Free Height
16	VALVE SEAL Valve Stem Seal	69	MV-1233C Std Only	O-Ring; (RBB) Rubber
16	Valve Stem Seal	69	ST-2092 Std Only	Positive type, Metal Clad; (RBB) Rubber
16	Valve Stem Seal	69	ST-2003 Std Only	Positive type; Installation requires valve guide machining; (RBB) Rubber
16	Valve Stem Seal Bulk	69	MV-1233 Std Only	O-Ring; Carton of 100; (RBB) Rubber

(continued on next page)

GM Car (Incl. Buick, Cad., Chev., Olds., Pontiac)

350 5.7L (5733cc) OHV V8 (16 Valve) (Pontiac), 3.875" Bore (GMC Eng.), 4 Bbl. "Eng. Code XU" 1969 295
(cont.)

VALVE TRAIN	QTY	VALVE SEAL (cont.)	YEARS	PART NO.	DESCRIPTION	VALVE TRAIN
	16	Valve Stem Seal Bulk	69	ST-2003BC Std Only	Positive type; Installation requires valve guide machining; Carton of 100; (RBB) Rubber	
	8	VALVE SEAT	YEARS	PART NO.	DESCRIPTION	
		Seat	69	245-1750-2 Std Only	Loc. Exh.; Use w/V-1832 & V-1963; 1.7550" OD, 1.5000" ID, 0.2160" Depth	
	8	Seat	69	245-1750-2N Std Only	Loc. Exh.; Use w/V-1832 & V-1963; Premium Material; 1.7550" OD, 1.5000" ID, 0.2160" Depth	
	8	Seat	69	245-1812-1 Std Only	Loc. Exh.; Use w/V-1902 & V-3923; 1.8175" OD, 1.5625" ID, 0.2480" Depth	
	8	Seat	69	245-1812-1N Std Only	Loc. Exh.; Use w/V-1902 & V-3923; Premium Material; 1.8175" OD, 1.5625" ID, 0.2480" Depth	
	32	VALVE, MISC	YEARS	PART NO.	DESCRIPTION	
		Keeper	69	VK-115A Std Only	1 groove; Square cut key groove; Carton pack 24	
	32	Keeper	69	VK-115 Std Only	1 groove; Square cut key groove; Carton pack 32	
	32	Keeper	69	VK-115R Std Only	1 groove; Square cut key groove; Hardened	
	32	Keeper, Bulk	69	VK-115B Std Only	1 groove; Square cut key groove; Carton of 1000	
	8	PISTON	YEARS	PART NO.	DESCRIPTION	
		Cast Piston	69	357P 20 20-30-40-60	VINTAGE; Cast; .9805" Pin Dia.; 2 Rings 5/64 Groove, 1 Ring 3/16 Groove, 1.700 CD, Flat Head w/4 valve reliefs - 7.8:1 C.R.	
	8	Cast Piston - Individual	69	W357P 20 20-30-40-60	VINTAGE; Cast; .9805" Pin Dia.; 2 Rings 5/64 Groove, 1 Ring 3/16 Groove, 1.700 CD, Flat Head w/4 valve reliefs - 7.8:1 C.R.	
	1	RINGS	YEARS	PART NO.	DESCRIPTION	
		Premium Set	69	E-245K Std-20-30-40-60	VINTAGE; 2-5/64, 1-3/16; Premium Moly	
	1	Standard Set	69	E-245X Std-20-30-40-60-80	VINTAGE; 2-5/64, 1-3/16; Iron	
	1	ENGINE BEARINGS	YEARS	PART NO.	DESCRIPTION	
		Main Set	69	113M Std-10-20	Performance; 3/4 grooved	
	1	Main Set	69	4040M Std-1-10-20-30	VINTAGE; Grooved upper main brgs.	
	1	Rod Set	69	8-7050CH Std-10-20	Performance	
	1	Rod Set	69	8-1555CPA Std-10-20-30-40	VINTAGE	
	8	Rod Pair	69	1555CPA Std-10-20-30-40	VINTAGE	
	1	Cam Set	69	1220M Std Only		
	1	OIL PUMP	YEARS	PART NO.	DESCRIPTION	
		Oil Pump	69	224-43364S	High Pressure; 3/4" inlet tube; Incl. screen	
	1	Inter. Shaft	69	224-61236		
	1	Screen Assy.	69	224-11236	Use w/224-43364S; 3/4" inlet tube	
	1	GASKETS	YEARS	PART NO.	DESCRIPTION	
		Kit Gasket Set	69	260-1025	VINTAGE	
	1	FREEZE PLUGS	YEARS	PART NO.	DESCRIPTION	
		Brass Block Plug Kit	69	381-8021	VINTAGE	
	1	Steel Block Plug Kit	69	381-4028		
	1	Brass Deep Cup Freeze Plug	69	381-9010	0.938" Diameter	
	1	Brass Deep Cup Freeze Plug	69	381-9026	1.953" Diameter	
	1	Steel Deep Cup Freeze Plug	69	381-3039	0.938" Diameter	
	1	Steel Deep Cup Freeze Plug	69	381-3042	1.953" Diameter	
	1	Steel Deep Cup Freeze Plug	69	381-3112	2.063" Diameter	

350 5.7L (5733cc) OHV V8 (16 Valve) (Pontiac), 3.875" Bore (GMC Eng.), 2 Bbl. "Eng. Code XV" 1969 296

VALVE TRAIN	QTY	TIMING	YEARS	PART NO.	DESCRIPTION	VALVE TRAIN
	1	3 Piece Set	69	KT3-350S	VINTAGE; 223-305, 223-371 not sold separately; (1) 222-350; (1) 223-305; (1) 223-371	
	16	CAMSHAFT/LIFTER	YEARS	PART NO.	DESCRIPTION	
		Lifter	69	HT-951 Std Only	Hyd.	
	16	Lifter, Bulk	69	HT-951B Std Only	Hyd.; Carton of 128	
	16	PUSH ROD	YEARS	PART NO.	DESCRIPTION	
		Push Rod	69	RP-3229R Std Only	Chrome-Moly; 9.1300" O.A.L.	
	16	Push Rod	69	RP-3028 Std Only	VINTAGE; 9.1360" O.A.L.	
	16	Push Rod, Bulk	69	BRP-3028 Std Only	VINTAGE; Carton of 100; 9.1360" O.A.L.	
	16	ROCKER PARTS	YEARS	PART NO.	DESCRIPTION	
		Arm Assy.	69	R-1032 Std Only	Exc. HO; Incl. arm, ball & nut	
	16	Arm Assy.	69	R-850 Std Only	VINTAGE; w/HO; Incl. arm & ball	
	16	Arm Assy., Bulk	69	R-1032B Std Only	Exc. HO; Incl. arm, ball & nut; Carton of 64	
	16	Arm	69	R-849A Std Only	Exc. HO	
	16	Rocker Arm Ball	69	MR-1810 Std Only	w/HO	
	16	Nut	69	MR-1934 Std Only	Exc. HO; 3/8" x 24 UNF	

(continued on next page)

GM Car (Incl. Buick, Cad., Chev., Olds., Pontiac)

296 350 5.7L (5733cc) OHV V8 (16 Valve) (Pontiac), 3.875" Bore (GMC Eng.), 2 Bbl. "Eng. Code XV" 1969
(cont.)

QTY	VALVE	YEARS	PART NO.	DESCRIPTION
8	Exhaust	69	V-1832 Std Only	VINTAGE; Chrome plated stem; 1.6600" Head Dia., 0.3405" Stem Dia., 4.9840" O.A.L.
QTY	VALVE GUIDE	YEARS	PART NO.	DESCRIPTION
8	Guide	69	VG-5061 Std Only	Loc. Exh.; 0.3430" ID, 2.3800" O.A.L
8	Guide	69	VG-5038 Std Only	Loc. Int.; 0.3430" ID, 2.1200" O.A.L
8	Guide, Bulk	69	VG-5038B Std Only	Loc. Int.; Carton of 50; 0.3430" ID, 2.1200" O.A.L
QTY	VALVE SPRING	YEARS	PART NO.	DESCRIPTION
16	Spring	69	VS-1660R Std Only	Loc. Outer; Optional Hi-Perf.; 1.9400" Free Height
16	Spring	69	VS-651 Std Only	VINTAGE; Loc. Inner; 1.7600" Free Height
16	Spring	69	VS-665 Std Only	VINTAGE; Loc. Outer; 1.9400" Free Height
QTY	VALVE SEAL	YEARS	PART NO.	DESCRIPTION
16	Valve Stem Seal	69	MV-1233C Std Only	O-Ring; (RBB) Rubber
16	Valve Stem Seal	69	ST-2092 Std Only	Positive type, Metal Clad; (RBB) Rubber
16	Valve Stem Seal	69	ST-2003 Std Only	Positive type; Installation requires valve guide machining; (RBB) Rubber
16	Valve Stem Seal Bulk	69	MV-1233 Std Only	O-Ring; Carton of 100; (RBB) Rubber
16	Valve Stem Seal Bulk	69	ST-2003BC Std Only	Positive type; Installation requires valve guide machining; Carton of 100; (RBB) Rubber
QTY	VALVE SEAT	YEARS	PART NO.	DESCRIPTION
8	Seat	69	245-1750-2 Std Only	Loc. Exh.; Use w/V-1832 & V-1963; 1.7550" OD, 1.5000" ID, 0.2160" Depth
8	Seat	69	245-1750-2N Std Only	Loc. Exh.; Use w/V-1832 & V-1963; Premium Material; 1.7550" OD, 1.5000" ID, 0.2160" Depth
8	Seat	69	245-1812-1 Std Only	Loc. Exh.; Use w/V-1902 & V-3923; 1.8175" OD, 1.5625" ID, 0.2480" Depth
8	Seat	69	245-1812-1N Std Only	Loc. Exh.; Use w/V-1902 & V-3923; Premium Material; 1.8175" OD, 1.5625" ID, 0.2480" Depth
8	Seat	69	245-2125-1 Std Only	Loc. Int.; 2.1305" OD, 1.8125" ID, 0.2480" Depth
QTY	VALVE, MISC	YEARS	PART NO.	DESCRIPTION
32	Keeper	69	VK-115A Std Only	1 groove; Square cut key groove; Carton pack 24
32	Keeper	69	VK-115 Std Only	1 groove; Square cut key groove; Carton pack 32
32	Keeper	69	VK-115R Std Only	1 groove; Square cut key groove; Hardened
32	Keeper, Bulk	69	VK-115B Std Only	1 groove; Square cut key groove; Carton of 1000
QTY	PISTON	YEARS	PART NO.	DESCRIPTION
8	Cast Piston	69	357P 20 20-30-40-60	VINTAGE; Cast; .9805" Pin Dia.; 2 Rings 5/64 Groove, 1 Ring 3/16 Groove, 1.700 CD, Flat Head w/4 valve reliefs - 7.8:1 C.R.
8	Cast Piston - Individual	69	W357P 20 20-30-40-60	VINTAGE; Cast; .9805" Pin Dia.; 2 Rings 5/64 Groove, 1 Ring 3/16 Groove, 1.700 CD, Flat Head w/4 valve reliefs - 7.8:1 C.R.
QTY	RINGS	YEARS	PART NO.	DESCRIPTION
1	Premium Set	69	E-245K Std-20-30-40-60	VINTAGE; 2-5/64, 1-3/16; Premium Moly
1	Standard Set	69	E-245X Std-20-30-40-60-80	VINTAGE; 2-5/64, 1-3/16; Iron
QTY	ENGINE BEARINGS	YEARS	PART NO.	DESCRIPTION
1	Main Set	69	113M Std-10-20	Performance; 3/4 grooved
1	Main Set	69	4040M Std-1-10-20-30	VINTAGE; Grooved upper main brgs.
1	Rod Set	69	8-7050CH Std-10-20	Performance
1	Rod Set	69	8-1555CPA Std-10-20-30-40	VINTAGE
8	Rod Pair	69	1555CPA Std-10-20-30-40	VINTAGE
1	Cam Set	69	1220M Std Only	
QTY	OIL PUMP	YEARS	PART NO.	DESCRIPTION
1	Oil Pump	69	224-43364S	High Pressure; 3/4" inlet tube; Incl. screen
1	Inter. Shaft	69	224-61236	
1	Screen Assy.	69	224-11236	Use w/224-43364S; 3/4" inlet tube
QTY	GASKETS	YEARS	PART NO.	DESCRIPTION
1	Kit Gasket Set	69	260-1025	VINTAGE
QTY	FREEZE PLUGS	YEARS	PART NO.	DESCRIPTION
1	Brass Block Plug Kit	69	381-8021	VINTAGE
1	Steel Block Plug Kit	69	381-4028	
1	Brass Deep Cup Freeze Plug	69	381-9010	0.938" Diameter
1	Brass Deep Cup Freeze Plug	69	381-9026	1.953" Diameter
1	Steel Deep Cup Freeze Plug	69	381-3039	0.938" Diameter
1	Steel Deep Cup Freeze Plug	69	381-3042	1.953" Diameter
1	Steel Deep Cup Freeze Plug	69	381-3112	2.063" Diameter

VALVE TRAIN

VALVE TRAIN

BLOCK

BLOCK

GM Car (Incl. Buick, Cad., Chev., Olds., Pontiac)

350 5.7L (5733cc) OHV V8 (16 Valve) (Pontiac), 3.875" Bore (GMC Eng.), 2 Bbl. "Eng. Code YE" 1969 297

QTY	TIMING	YEARS	PART NO.	DESCRIPTION
1	3 Piece Set	69	KT3-350S	VINTAGE; 223-305, 223-371 not sold separately; (1) 222-350; (1) 223-305; (1) 223-371
QTY	CAMSHAFT/LIFTER	YEARS	PART NO.	DESCRIPTION
16	Lifter	69	HT-951 Std Only	Hyd.
16	Lifter, Bulk	69	HT-951B Std Only	Hyd.; Carton of 128
QTY	PUSH ROD	YEARS	PART NO.	DESCRIPTION
16	Push Rod	69	RP-3229R Std Only	Chrome-Moly; 9.1300" O.A.L.
16	Push Rod	69	RP-3028 Std Only	VINTAGE; 9.1360" O.A.L.
16	Push Rod, Bulk	69	BRP-3028 Std Only	VINTAGE; Carton of 100; 9.1360" O.A.L.
QTY	ROCKER PARTS	YEARS	PART NO.	DESCRIPTION
16	Arm Assy.	69	R-1032 Std Only	Exc. HO; Incl. arm, ball & nut
16	Arm Assy.	69	R-850 Std Only	VINTAGE; w/HO; Incl. arm & ball
16	Arm Assy., Bulk	69	R-1032B Std Only	Exc. HO; Incl. arm, ball & nut; Carton of 64
16	Arm	69	R-849A Std Only	Exc. HO
16	Rocker Arm Ball	69	MR-1810 Std Only	w/HO
16	Nut	69	MR-1934 Std Only	Exc. HO; 3/8" x 24 UNF
QTY	VALVE	YEARS	PART NO.	DESCRIPTION
8	Exhaust	69	V-1832 Std Only	VINTAGE; Chrome plated stem; 1.6600" Head Dia., 0.3405" Stem Dia., 4.9840" O.A.L.
QTY	VALVE GUIDE	YEARS	PART NO.	DESCRIPTION
8	Guide	69	VG-5061 Std Only	Loc. Exh.; 0.3430" ID, 2.3800" O.A.L.
8	Guide	69	VG-5038 Std Only	Loc. Int.; 0.3430" ID, 2.1200" O.A.L.
8	Guide, Bulk	69	VG-5038B Std Only	Loc. Int.; Carton of 50; 0.3430" ID, 2.1200" O.A.L.
QTY	VALVE SPRING	YEARS	PART NO.	DESCRIPTION
16	Spring	69	VS-1660R Std Only	Loc. Outer; Optional Hi-Perf.; 1.9400" Free Height
16	Spring	69	VS-651 Std Only	VINTAGE; Loc. Inner; 1.7600" Free Height
16	Spring	69	VS-665 Std Only	VINTAGE; Loc. Outer; 1.9400" Free Height
QTY	VALVE SEAL	YEARS	PART NO.	DESCRIPTION
16	Valve Stem Seal	69	MV-1233C Std Only	O-Ring; (RBB) Rubber
16	Valve Stem Seal	69	ST-2092 Std Only	Positive type, Metal Clad; (RBB) Rubber
16	Valve Stem Seal	69	ST-2003 Std Only	Positive type; Installation requires valve guide machining; (RBB) Rubber
16	Valve Stem Seal Bulk	69	MV-1233 Std Only	O-Ring; Carton of 100; (RBB) Rubber
16	Valve Stem Seal Bulk	69	ST-2003BC Std Only	Positive type; Installation requires valve guide machining; Carton of 100; (RBB) Rubber
QTY	VALVE SEAT	YEARS	PART NO.	DESCRIPTION
8	Seat	69	245-1750-2 Std Only	Loc. Exh.; Use w/V-1832 & V-1963; 1.7550" OD, 1.5000" ID, 0.2160" Depth
8	Seat	69	245-1750-2N Std Only	Loc. Exh.; Use w/V-1832 & V-1963; Premium Material; 1.7550" OD, 1.5000" ID, 0.2160" Depth
8	Seat	69	245-1812-1 Std Only	Loc. Exh.; Use w/V-1902 & V-3923; 1.8175" OD, 1.5625" ID, 0.2480" Depth
8	Seat	69	245-1812-1N Std Only	Loc. Exh.; Use w/V-1902 & V-3923; Premium Material; 1.8175" OD, 1.5625" ID, 0.2480" Depth
8	Seat	69	245-2125-1 Std Only	Loc. Int.; 2.1305" OD, 1.8125" ID, 0.2480" Depth
QTY	VALVE, MISC	YEARS	PART NO.	DESCRIPTION
32	Keeper	69	VK-115A Std Only	1 groove; Square cut key groove; Carton pack 24
32	Keeper	69	VK-115 Std Only	1 groove; Square cut key groove; Carton pack 32
32	Keeper	69	VK-115R Std Only	1 groove; Square cut key groove; Hardened
32	Keeper, Bulk	69	VK-115B Std Only	1 groove; Square cut key groove; Carton of 1000
QTY	PISTON	YEARS	PART NO.	DESCRIPTION
8	Cast Piston	69	357P 20 20-30-40-60	VINTAGE; Cast; .9805" Pin Dia.; 2 Rings 5/64 Groove, 1 Ring 3/16 Groove, 1.700 CD, Flat Head w/4 valve reliefs - 7.8:1 C.R.
8	Cast Piston - Individual	69	W357P 20 20-30-40-60	VINTAGE; Cast; .9805" Pin Dia.; 2 Rings 5/64 Groove, 1 Ring 3/16 Groove, 1.700 CD, Flat Head w/4 valve reliefs - 7.8:1 C.R.
QTY	RINGS	YEARS	PART NO.	DESCRIPTION
1	Premium Set	69	E-245K Std-20-30-40-60	VINTAGE; 2-5/64, 1-3/16; Premium Moly
1	Standard Set	69	E-245X Std-20-30-40-60-80	VINTAGE; 2-5/64, 1-3/16; Iron
QTY	ENGINE BEARINGS	YEARS	PART NO.	DESCRIPTION
1	Main Set	69	113M Std-10-20	Performance; 3/4 grooved
1	Main Set	69	4040M Std-1-10-20-30	VINTAGE; Grooved upper main brgs.
1	Rod Set	69	8-7050CH Std-10-20	Performance
1	Rod Set	69	8-1555CPA Std-10-20-30-40	VINTAGE
8	Rod Pair	69	1555CPA Std-10-20-30-40	VINTAGE
1	Cam Set	69	1220M Std Only	
QTY	OIL PUMP	YEARS	PART NO.	DESCRIPTION
1	Oil Pump	69	224-43364S	High Pressure; 3/4" inlet tube; Incl. screen

VALVE TRAIN

VALVE TRAIN

BLOCK

BLOCK

(continued on next page)

GM Car (Incl. Buick, Cad., Chev., Olds., Pontiac)

297 350 5.7L (5733cc) OHV V8 (16 Valve) (Pontiac), 3.875" Bore (GMC Eng.), 2 Bbl. "Eng. Code YE" 1969 (cont.)

BLOCK	QTY	OIL PUMP (cont.)	YEARS	PART NO.	DESCRIPTION	BLOCK
	1	Inter. Shaft	69	224-61236		
	1	Screen Assy.	69	224-11236	Use w/224-43364S; 3/4" inlet tube	
	QTY	GASKETS	YEARS	PART NO.	DESCRIPTION	
	1	Kit Gasket Set	69	260-1025	VINTAGE	
	QTY	FREEZE PLUGS	YEARS	PART NO.	DESCRIPTION	
	1	Brass Block Plug Kit	69	381-8021	VINTAGE	
	1	Steel Block Plug Kit	69	381-4028		
	1	Brass Deep Cup Freeze Plug	69	381-9010	0.938" Diameter	
	1	Brass Deep Cup Freeze Plug	69	381-9026	1.953" Diameter	
	1	Steel Deep Cup Freeze Plug	69	381-3039	0.938" Diameter	
	1	Steel Deep Cup Freeze Plug	69	381-3042	1.953" Diameter	
	1	Steel Deep Cup Freeze Plug	69	381-3112	2.063" Diameter	

298 350 5.7L (5733cc) OHV V8 (16 Valve) (Pontiac), 3.875" Bore (GMC Eng.), 2 Bbl. "Eng. Code YJ" 1969-1968

VALVE TRAIN	QTY	TIMING	YEARS	PART NO.	DESCRIPTION	VALVE TRAIN
	1	3 Piece Set	69-68	KT3-350S	VINTAGE; 223-305, 223-371 not sold separately; (1) 222-350; (1) 223-305; (1) 223-371	
	QTY	CAMSHAFT/LIFTER	YEARS	PART NO.	DESCRIPTION	
	16	Lifter	69-68	HT-951 Std Only	Hyd.	
	16	Lifter, Bulk	69-68	HT-951B Std Only	Hyd.; Carton of 128	
	QTY	PUSH ROD	YEARS	PART NO.	DESCRIPTION	
	16	Push Rod	69-68	RP-3229R Std Only	Chrome-Moly; 9.1300" O.A.L.	
	16	Push Rod	69-68	RP-3028 Std Only	VINTAGE; 9.1360" O.A.L.	
	16	Push Rod, Bulk	69-68	BRP-3028 Std Only	VINTAGE; Carton of 100; 9.1360" O.A.L.	
	QTY	ROCKER PARTS	YEARS	PART NO.	DESCRIPTION	
	16	Arm Assy.	69-68	R-1032 Std Only	Exc. HO; Incl. arm, ball & nut	
	16	Arm Assy.	69-68	R-850 Std Only	VINTAGE; w/HO; Incl. arm & ball	
	16	Arm Assy., Bulk	69-68	R-1032B Std Only	Exc. HO; Incl. arm, ball & nut; Carton of 64	
	16	Arm	69-68	R-849A Std Only	Exc. HO	
	16	Rocker Arm Ball	69-68	MR-1810 Std Only	w/HO	
	16	Nut	69-68	MR-1934 Std Only	Exc. HO; 3/8" x 24 UNF	
	QTY	VALVE	YEARS	PART NO.	DESCRIPTION	
	8	Exhaust	69	V-1832 Std Only	VINTAGE; Chrome plated stem; 1.6600" Head Dia., 0.3405" Stem Dia., 4.9840" O.A.L.	
	8	Exhaust	68	V-1832 Std Only	VINTAGE; w/M/T; Chrome plated stem; 1.6600" Head Dia., 0.3405" Stem Dia., 4.9840" O.A.L.	
	8	Intake	68	V-1824 Std Only	VINTAGE; w/M/T; Chrome plated stem; 1.9600" Head Dia., 0.3415" Stem Dia., 5.0890" O.A.L.	
	QTY	VALVE GUIDE	YEARS	PART NO.	DESCRIPTION	
	8	Guide	69-68	VG-5061 Std Only	Loc. Exh.; 0.3430" ID, 2.3800" O.A.L.	
	8	Guide	69-68	VG-5038 Std Only	Loc. Int.; 0.3430" ID, 2.1200" O.A.L.	
	8	Guide, Bulk	69-68	VG-5038B Std Only	Loc. Int.; Carton of 50; 0.3430" ID, 2.1200" O.A.L.	
	QTY	VALVE SPRING	YEARS	PART NO.	DESCRIPTION	
	16	Spring	69-68	VS-1660R Std Only	Loc. Outer; Optional Hi-Perf.; 1.9400" Free Height	
	16	Spring	69-68	VS-651 Std Only	VINTAGE; Loc. Inner; 1.7600" Free Height	
	16	Spring	69-68	VS-665 Std Only	VINTAGE; Loc. Outer; 1.9400" Free Height	
	QTY	VALVE SEAL	YEARS	PART NO.	DESCRIPTION	
	16	Valve Stem Seal	69-68	MV-1233C Std Only	O-Ring; (RBB) Rubber	
	16	Valve Stem Seal	69-68	ST-2092 Std Only	Positive type, Metal Clad; (RBB) Rubber	
	16	Valve Stem Seal	69-68	ST-2003 Std Only	Positive type; Installation requires valve guide machining; (RBB) Rubber	
	16	Valve Stem Seal Bulk	69-68	MV-1233 Std Only	O-Ring; Carton of 100; (RBB) Rubber	
	16	Valve Stem Seal Bulk	69-68	ST-2003BC Std Only	Positive type; Installation requires valve guide machining; Carton of 100; (RBB) Rubber	
	QTY	VALVE SEAT	YEARS	PART NO.	DESCRIPTION	
	8	Seat	69	245-1750-2 Std Only	Loc. Exh.; Use w/V-1832 & V-1963; 1.7550" OD, 1.5000" ID, 0.2160" Depth	
	8	Seat	69	245-1750-2N Std Only	Loc. Exh.; Use w/V-1832 & V-1963; Premium Material; 1.7550" OD, 1.5000" ID, 0.2160" Depth	
	8	Seat	69	245-1812-1 Std Only	Loc. Exh.; Use w/V-1902 & V-3923; 1.8175" OD, 1.5625" ID, 0.2480" Depth	
	8	Seat	69	245-1812-1N Std Only	Loc. Exh.; Use w/V-1902 & V-3923; Premium Material; 1.8175" OD, 1.5625" ID, 0.2480" Depth	
	8	Seat	69-68	245-2125-1 Std Only	Loc. Int.; 2.1305" OD, 1.8125" ID, 0.2480" Depth	
	8	Seat	68	245-1750-2 Std Only	Loc. Exh.; 1.7550" OD, 1.5000" ID, 0.2160" Depth	
	8	Seat	68	245-1750-2N Std Only	Loc. Exh.; Premium Material; 1.7550" OD, 1.5000" ID, 0.2160" Depth	

(continued on next page)

GM Car (Incl. Buick, Cad., Chev., Olds., Pontiac)

350 5.7L (5733cc) OHV V8 (16 Valve) (Pontiac), 3.875" Bore (GMC Eng.), 2 Bbl. "Eng. Code YJ" 1969-1968 298
(cont.)

QTY	VALVE, MISC	YEARS	PART NO.	DESCRIPTION
32	Keeper	69-68	VK-115A Std Only	1 groove; Square cut key groove; Carton pack 24
32	Keeper	69-68	VK-115 Std Only	1 groove; Square cut key groove; Carton pack 32
32	Keeper	69-68	VK-115R Std Only	1 groove; Square cut key groove; Hardened
32	Keeper, Bulk	69-68	VK-115B Std Only	1 groove; Square cut key groove; Carton of 1000
QTY	PISTON	YEARS	PART NO.	DESCRIPTION
8	Cast Piston	69-68	357P 20 20-30-40-60	VINTAGE; Cast; .9805" Pin Dia.; 2 Rings 5/64 Groove, 1 Ring 3/16 Groove, 1.700 CD, Flat Head w/4 valve reliefs - 7.8:1 C.R.
8	Cast Piston - Individual	69-68	W357P 20 20-30-40-60	VINTAGE; Cast; .9805" Pin Dia.; 2 Rings 5/64 Groove, 1 Ring 3/16 Groove, 1.700 CD, Flat Head w/4 valve reliefs - 7.8:1 C.R.
QTY	RINGS	YEARS	PART NO.	DESCRIPTION
1	Premium Set	69-68	E-245K Std-20-30-40-60	VINTAGE; 2-5/64, 1-3/16; Premium Moly
1	Standard Set	69-68	E-245X Std-20-30-40-60-80	VINTAGE; 2-5/64, 1-3/16; Iron
QTY	ENGINE BEARINGS	YEARS	PART NO.	DESCRIPTION
1	Main Set	69-68	113M Std-10-20	Performance; 3/4 grooved
1	Main Set	69-68	4040M Std-1-10-20-30	VINTAGE; Grooved upper main brgs.
1	Rod Set	69-68	8-7050CH Std-10-20	Performance
1	Rod Set	69-68	8-1555CPA Std-10-20-30-40	VINTAGE
8	Rod Pair	69-68	1555CPA Std-10-20-30-40	VINTAGE
1	Cam Set	69-68	1220M Std Only	
QTY	OIL PUMP	YEARS	PART NO.	DESCRIPTION
1	Oil Pump	69-68	224-43364S	High Pressure; 3/4" inlet tube; Incl. screen
1	Inter. Shaft	69-68	224-61236	
1	Screen Assy.	69-68	224-11236	Use w/224-43364S; 3/4" inlet tube
QTY	GASKETS	YEARS	PART NO.	DESCRIPTION
1	Kit Gasket Set	69-68	260-1025	VINTAGE
QTY	FREEZE PLUGS	YEARS	PART NO.	DESCRIPTION
1	Brass Block Plug Kit	69-68	381-8021	VINTAGE
1	Steel Block Plug Kit	69-68	381-4028	
1	Brass Deep Cup Freeze Plug	69-68	381-9010	0.938" Diameter
1	Brass Deep Cup Freeze Plug	69-68	381-9026	1.953" Diameter
1	Steel Deep Cup Freeze Plug	69-68	381-3039	0.938" Diameter
1	Steel Deep Cup Freeze Plug	69-68	381-3042	1.953" Diameter
1	Steel Deep Cup Freeze Plug	69-68	381-3112	2.063" Diameter

350 5.7L (5733cc) OHV V8 (16 Valve) (Pontiac), 3.875" Bore (GMC Eng.), 4 Bbl. "Eng. Code YM" 1968 299

QTY	TIMING	YEARS	PART NO.	DESCRIPTION
1	3 Piece Set	68	KT3-350S	VINTAGE; 223-305, 223-371 not sold separately; (1) 222-350; (1) 223-305; (1) 223-371
QTY	CAMSHAFT/LIFTER	YEARS	PART NO.	DESCRIPTION
1	Camshaft	68	CS-641	VINTAGE; Hydraulic, (050) Duration at .050 Lobe Lift, 208 Exh., 198 Int., 111 Degrees Lobe Separation
1	Prelube		55-403 Std Only	1.5 oz. packet
1	Prelube		55-400 Std Only	4 oz. bottle; 1.5 oz. packet No. 55-403 also avail.
16	Lifter	68	HT-951 Std Only	Hyd.
16	Lifter, Bulk	68	HT-951B Std Only	Hyd.; Carton of 128
QTY	PUSH ROD	YEARS	PART NO.	DESCRIPTION
16	Push Rod	68	RP-3229R Std Only	Chrome-Moly; 9.1300" O.A.L.
16	Push Rod	68	RP-3028 Std Only	VINTAGE; 9.1360" O.A.L.
16	Push Rod, Bulk	68	BRP-3028 Std Only	VINTAGE; Carton of 100; 9.1360" O.A.L.
QTY	ROCKER PARTS	YEARS	PART NO.	DESCRIPTION
16	Arm Assy.	68	R-1032 Std Only	Exc. HO; Incl. arm, ball & nut
16	Arm Assy.	68	R-850 Std Only	VINTAGE; w/HO; Incl. arm & ball
16	Arm Assy., Bulk	68	R-1032B Std Only	Exc. HO; Incl. arm, ball & nut; Carton of 64
16	Arm	68	R-849A Std Only	Exc. HO
16	Rocker Arm Ball	68	MR-1810 Std Only	w/HO
16	Nut	68	MR-1934 Std Only	Exc. HO; 3/8" x 24 UNF
QTY	VALVE	YEARS	PART NO.	DESCRIPTION
8	Exhaust	68	V-1823 Std Only	VINTAGE; 1.6600" Head Dia., 0.3410" Stem Dia., 5.0820" O.A.L.
8	Intake	68	V-1824 Std Only	VINTAGE; w/M/T; Chrome plated stem; 1.9600" Head Dia., 0.3415" Stem Dia., 5.0890" O.A.L.
QTY	VALVE GUIDE	YEARS	PART NO.	DESCRIPTION
8	Guide	68	VG-5061 Std Only	Loc. Exh.; 0.3430" ID, 2.3800" O.A.L.
QTY	VALVE SPRING	YEARS	PART NO.	DESCRIPTION
16	Spring	68	VS-1660R Std Only	Loc. Outer; Optional Hi-Perf.; 1.9400" Free Height

(continued on next page)

GM Car (Incl. Buick, Cad., Chev., Olds., Pontiac)

299 350 5.7L (5733cc) OHV V8 (16 Valve) (Pontiac), 3.875" Bore (GMC Eng.), 4 Bbl. "Eng. Code YM" 1968
(cont.)

VALVE TRAIN	QTY	VALVE SPRING (cont.)	YEARS	PART NO.	DESCRIPTION	VALVE TRAIN
	16	Spring	68	VS-665 Std Only	VINTAGE; Loc. Outer; 1.9400" Free Height	
	16	Valve Stem Seal	68	MV-1233C Std Only	O-Ring; (RBB) Rubber	
	16	Valve Stem Seal	68	ST-2092 Std Only	Positive type, Metal Clad; (RBB) Rubber	
	16	Valve Stem Seal	68	ST-2003 Std Only	Positive type; Installation requires valve guide machining; (RBB) Rubber	
	16	Valve Stem Seal Bulk	68	MV-1233 Std Only	O-Ring; Carton of 100; (RBB) Rubber	
	16	Valve Stem Seal Bulk	68	ST-2003BC Std Only	Positive type; Installation requires valve guide machining; Carton of 100; (RBB) Rubber	
	8	Seat	68	245-1750-2 Std Only	Loc. Exh.; 1.7550" OD, 1.5000" ID, 0.2160" Depth	
	8	Seat	68	245-1750-2N Std Only	Loc. Exh.; Premium Material; 1.7550" OD, 1.5000" ID, 0.2160" Depth	
	32	Keeper	68	VK-115A Std Only	1 groove; Square cut key groove; Carton pack 24	
	32	Keeper	68	VK-115 Std Only	1 groove; Square cut key groove; Carton pack 32	
	32	Keeper	68	VK-115R Std Only	1 groove; Square cut key groove; Hardened	
	32	Keeper, Bulk	68	VK-115B Std Only	1 groove; Square cut key groove; Carton of 1000	
	8	Cast Piston	68	357P 20 20-30-40-60	VINTAGE; Cast; .9805" Pin Dia.; 2 Rings 5/64 Groove, 1 Ring 3/16 Groove, 1.700 CD, Flat Head w/4 valve reliefs - 7.8:1 C.R.	
	8	Cast Piston - Individual	68	W357P 20 20-30-40-60	VINTAGE; Cast; .9805" Pin Dia.; 2 Rings 5/64 Groove, 1 Ring 3/16 Groove, 1.700 CD, Flat Head w/4 valve reliefs - 7.8:1 C.R.	
	1	Premium Set	68	E-245K Std-20-30-40-60	VINTAGE; 2-5/64, 1-3/16; Premium Moly	
	1	Standard Set	68	E-245X Std-20-30-40-60-80	VINTAGE; 2-5/64, 1-3/16; Iron	
	1	Main Set	68	113M Std-10-20	Performance; 3/4 grooved	
	1	Main Set	68	4040M Std-1-10-20-30	VINTAGE; Grooved upper main brgs.	
	1	Rod Set	68	8-7050CH Std-10-20	Performance	
	1	Rod Set	68	8-1555CPA Std-10-20-30-40	VINTAGE	
	8	Rod Pair	68	1555CPA Std-10-20-30-40	VINTAGE	
	1	Cam Set	68	1220M Std Only		
	1	Oil Pump	68	224-43364S	High Pressure; 3/4" inlet tube; Incl. screen	
	1	Inter. Shaft	68	224-61236		
	1	Screen Assy.	68	224-11236	Use w/224-43364S; 3/4" inlet tube	
	1	Kit Gasket Set	68	260-1025	VINTAGE	
	1	Brass Block Plug Kit	68	381-8021	VINTAGE	
	1	Steel Block Plug Kit	68	381-4028		
	1	Brass Deep Cup Freeze Plug	68	381-9010	0.938" Diameter	
	1	Brass Deep Cup Freeze Plug	68	381-9026	1.953" Diameter	
	1	Steel Deep Cup Freeze Plug	68	381-3039	0.938" Diameter	
	1	Steel Deep Cup Freeze Plug	68	381-3042	1.953" Diameter	
	1	Steel Deep Cup Freeze Plug	68	381-3112	2.063" Diameter	

300 350 5.7L (5733cc) OHV V8 (16 Valve) (Pontiac), 3.875" Bore (GMC Eng.), 2 Bbl. "Eng. Code YN" 1971-1968

VALVE TRAIN	QTY	TIMING	YEARS	PART NO.	DESCRIPTION	VALVE TRAIN
	1	3 Piece Set	71-68	KT3-350S	VINTAGE; 223-305, 223-371 not sold separately; (1) 222-350; (1) 223-305; (1) 223-371	
	1	Camshaft	71	CS-641	VINTAGE; Hydraulic, (050) Duration at .050 Lobe Lift, 208 Exh., 198 Int., 111 Degrees Lobe Separation	
	1	Prelube		55-403 Std Only	1.5 oz. packet	
	1	Prelube		55-400 Std Only	4 oz. bottle; 1.5 oz. packet No. 55-403 also avail.	
	16	Lifter	71-68	HT-951 Std Only	Hyd.	
	16	Lifter, Bulk	71-68	HT-951B Std Only	Hyd.; Carton of 128	
	16	Push Rod	71-68	RP-3229R Std Only	Chrome-Moly; 9.1300" O.A.L.	
	16	Push Rod	71-68	RP-3028 Std Only	VINTAGE; 9.1360" O.A.L.	
	16	Push Rod, Bulk	71-68	BRP-3028 Std Only	VINTAGE; Carton of 100; 9.1360" O.A.L.	
	16	Arm Assy.	71	R-1032 Std Only	Incl. arm, ball & nut	

(continued on next page)

GM Car (Incl. Buick, Cad., Chev., Olds., Pontiac)

350 5.7L (5733cc) OHV V8 (16 Valve) (Pontiac), 3.875" Bore (GMC Eng.), 2 Bbl. "Eng. Code YN" 1971-1968 300
(cont.)

QTY	ROCKER PARTS (cont.)	YEARS	PART NO.	DESCRIPTION
16	Arm Assy.	70-68	R-1032 Std Only	Exc. HO; Incl. arm, ball & nut
16	Arm Assy.	70-68	R-850 Std Only	VINTAGE; w/HO; Incl. arm & ball
16	Arm Assy., Bulk	71	R-1032B Std Only	Incl. arm, ball & nut; Carton of 64
16	Arm Assy., Bulk	70-68	R-1032B Std Only	Exc. HO; Incl. arm, ball & nut; Carton of 64
16	Arm	71	R-849A Std Only	
16	Arm	70-68	R-849A Std Only	Exc. HO
16	Rocker Arm Ball	70-68	MR-1810 Std Only	w/HO
16	Nut	71	MR-1934 Std Only	3/8" x 24 UNF
16	Nut	70-68	MR-1934 Std Only	Exc. HO; 3/8" x 24 UNF
QTY	VALVE	YEARS	PART NO.	DESCRIPTION
8	Exhaust	71-69	V-1832 Std Only	VINTAGE; Chrome plated stem; 1.6600" Head Dia., 0.3405" Stem Dia., 4.9840" O.A.L.
8	Exhaust	68	V-1832 Std Only	VINTAGE; w/M/T; Chrome plated stem; 1.6600" Head Dia., 0.3405" Stem Dia., 4.9840" O.A.L.
8	Intake	71	V-1964 Std Only	VINTAGE; Chrome plated stem; 1.9600" Head Dia., 0.3415" Stem Dia., 4.9800" O.A.L.
8	Intake	68	V-1824 Std Only	VINTAGE; w/M/T; Chrome plated stem; 1.9600" Head Dia., 0.3415" Stem Dia., 5.0890" O.A.L.
QTY	VALVE GUIDE	YEARS	PART NO.	DESCRIPTION
8	Guide	71-68	VG-5061 Std Only	Loc. Exh.; 0.3430" ID, 2.3800" O.A.L
8	Guide	71-68	VG-5038 Std Only	Loc. Int.; 0.3430" ID, 2.1200" O.A.L
8	Guide, Bulk	71-68	VG-5038B Std Only	Loc. Int.; Carton of 50; 0.3430" ID, 2.1200" O.A.L
QTY	VALVE SPRING	YEARS	PART NO.	DESCRIPTION
16	Spring	71-68	VS-1660R Std Only	Loc. Outer; Optional Hi-Perf.; 1.9400" Free Height
16	Spring	71	VS-651 Std Only	VINTAGE; Loc. Inner; 1.7600" Free Height
16	Spring	71-68	VS-665 Std Only	VINTAGE; Loc. Outer; 1.9400" Free Height
16	Spring	69-68	VS-651 Std Only	VINTAGE; Loc. Inner; 1.7600" Free Height
QTY	VALVE SEAL	YEARS	PART NO.	DESCRIPTION
16	Valve Stem Seal	71-68	MV-1233C Std Only	O-Ring; (RBB) Rubber
16	Valve Stem Seal	71-68	ST-2092 Std Only	Positive type, Metal Clad; (RBB) Rubber
16	Valve Stem Seal	71-68	ST-2003 Std Only	Positive type; Installation requires valve guide machining; (RBB) Rubber
16	Valve Stem Seal Bulk	71-68	MV-1233 Std Only	O-Ring; Carton of 100; (RBB) Rubber
16	Valve Stem Seal Bulk	71-68	ST-2003BC Std Only	Positive type; Installation requires valve guide machining; Carton of 100; (RBB) Rubber
QTY	VALVE SEAT	YEARS	PART NO.	DESCRIPTION
8	Seat	71-69	245-1750-2 Std Only	Loc. Exh.; Use w/V-1832 & V-1963; 1.7550" OD, 1.5000" ID, 0.2160" Depth
8	Seat	71-69	245-1750-2N Std Only	Loc. Exh.; Use w/V-1832 & V-1963; Premium Material; 1.7550" OD, 1.5000" ID, 0.2160" Depth
8	Seat	71-69	245-1812-1 Std Only	Loc. Exh.; Use w/V-1902 & V-3923; 1.8175" OD, 1.5625" ID, 0.2480" Depth
8	Seat	71-69	245-1812-1N Std Only	Loc. Exh.; Use w/V-1902 & V-3923; Premium Material; 1.8175" OD, 1.5625" ID, 0.2480" Depth
8	Seat	71	245-2125-1 Std Only	Loc. Int.; 2.1305" OD, 1.8125" ID, 0.2480" Depth
8	Seat	69-68	245-2125-1 Std Only	Loc. Int.; 2.1305" OD, 1.8125" ID, 0.2480" Depth
8	Seat	68	245-1750-2 Std Only	Loc. Exh.; 1.7550" OD, 1.5000" ID, 0.2160" Depth
8	Seat	68	245-1750-2N Std Only	Loc. Exh.; Premium Material; 1.7550" OD, 1.5000" ID, 0.2160" Depth
QTY	VALVE, MISC	YEARS	PART NO.	DESCRIPTION
32	Keeper	71-68	VK-115A Std Only	1 groove; Square cut key groove; Carton pack 24
32	Keeper	71-68	VK-115 Std Only	1 groove; Square cut key groove; Carton pack 32
32	Keeper	71-68	VK-115R Std Only	1 groove; Square cut key groove; Hardened
32	Keeper, Bulk	71-68	VK-115B Std Only	1 groove; Square cut key groove; Carton of 1000
QTY	PISTON	YEARS	PART NO.	DESCRIPTION
8	Cast Piston	71-68	357P 20 20-30-40-60	VINTAGE; Cast; .9805" Pin Dia.; 2 Rings 5/64 Groove, 1 Ring 3/16 Groove, 1.700 CD, Flat Head w/4 valve reliefs - 7.8:1 C.R.
8	Cast Piston - Individual	71-68	W357P 20 20-30-40-60	VINTAGE; Cast; .9805" Pin Dia.; 2 Rings 5/64 Groove, 1 Ring 3/16 Groove, 1.700 CD, Flat Head w/4 valve reliefs - 7.8:1 C.R.
QTY	RINGS	YEARS	PART NO.	DESCRIPTION
1	Premium Set	71-68	E-245K Std-20-30-40-60	VINTAGE; 2-5/64, 1-3/16; Premium Moly
1	Standard Set	71-68	E-245X Std-20-30-40-60-80	VINTAGE; 2-5/64, 1-3/16; Iron
QTY	ENGINE BEARINGS	YEARS	PART NO.	DESCRIPTION
1	Main Set	71-68	113M Std-10-20	Performance; 3/4 grooved
1	Main Set	71-68	4040M Std-1-10-20-30	VINTAGE; Grooved upper main brgs.
1	Rod Set	71-68	8-7050CH Std-10-20	Performance
1	Rod Set	71-68	8-1555CPA Std-10-20-30-40	VINTAGE

(continued on next page)

GM Car (Incl. Buick, Cad., Chev., Olds., Pontiac)

300 350 5.7L (5733cc) OHV V8 (16 Valve) (Pontiac), 3.875" Bore (GMC Eng.), 2 Bbl. "Eng. Code YN" 1971-1968
(cont.)

BLOCK	QTY	ENGINE BEARINGS	YEARS	PART NO.	DESCRIPTION	BLOCK
	8	Rod Pair	71-68	1555CPA Std-10-20-30-40	VINTAGE	
	1	Cam Set	71-68	1220M Std Only		
	QTY	OIL PUMP	YEARS	PART NO.	DESCRIPTION	
	1	Oil Pump	71-68	224-43364S	High Pressure; 3/4" inlet tube; Incl. screen	
	1	Inter. Shaft	71-68	224-61236		
	1	Screen Assy.	71-68	224-11236	Use w/224-43364S; 3/4" inlet tube	
	QTY	GASKETS	YEARS	PART NO.	DESCRIPTION	
	1	Kit Gasket Set	71-68	260-1025	VINTAGE	
	QTY	FREEZE PLUGS	YEARS	PART NO.	DESCRIPTION	
	1	Brass Block Plug Kit	71-68	381-8021	VINTAGE	
	1	Steel Block Plug Kit	71-68	381-4028		
	1	Brass Deep Cup Freeze Plug	71-68	381-9010	0.938" Diameter	
	1	Brass Deep Cup Freeze Plug	71-68	381-9026	1.953" Diameter	
	1	Steel Deep Cup Freeze Plug	71-68	381-3039	0.938" Diameter	
	1	Steel Deep Cup Freeze Plug	71-68	381-3042	1.953" Diameter	
	1	Steel Deep Cup Freeze Plug	71-68	381-3112	2.063" Diameter	

301 350 5.7L (5733cc) OHV V8 (16 Valve) (Pontiac), 3.875" Bore (GMC Eng.), 4 Bbl. "Eng. Code YP" 1971-1968

VALVE TRAIN	QTY	TIMING	YEARS	PART NO.	DESCRIPTION	VALVE TRAIN
	1	3 Piece Set	71	KT3-350S	VINTAGE; 223-305, 223-371 not sold separately; (1) 222-350; (1) 223-305; (1) 223-371	
	1	3 Piece Set	68	KT3-350S	VINTAGE; 223-305, 223-371 not sold separately; (1) 222-350; (1) 223-305; (1) 223-371	
	QTY	CAMSHAFT/LIFTER	YEARS	PART NO.	DESCRIPTION	
	1	Camshaft	71	CS-641	VINTAGE; Hydraulic, (050) Duration at .050 Lobe Lift, 208 Exh., 198 Int., 111 Degrees Lobe Separation	
	1	Camshaft	68	CS-641	VINTAGE; Hydraulic, (050) Duration at .050 Lobe Lift, 208 Exh., 198 Int., 111 Degrees Lobe Separation	
	1	Prelube		55-403 Std Only	1.5 oz. packet	
	1	Prelube		55-400 Std Only	4 oz. bottle; 1.5 oz. packet No. 55-403 also avail.	
	16	Lifter	71	HT-951 Std Only	Hyd.	
	16	Lifter	68	HT-951 Std Only	Hyd.	
	16	Lifter, Bulk	71	HT-951B Std Only	Hyd.; Carton of 128	
	16	Lifter, Bulk	68	HT-951B Std Only	Hyd.; Carton of 128	
	QTY	PUSH ROD	YEARS	PART NO.	DESCRIPTION	
	16	Push Rod	71	RP-3229R Std Only	Chrome-Moly; 9.1300" O.A.L.	
	16	Push Rod	71	RP-3028 Std Only	VINTAGE; 9.1360" O.A.L.	
	16	Push Rod	68	RP-3229R Std Only	Chrome-Moly; 9.1300" O.A.L.	
	16	Push Rod	68	RP-3028 Std Only	VINTAGE; 9.1360" O.A.L.	
	16	Push Rod, Bulk	71	BRP-3028 Std Only	VINTAGE; Carton of 100; 9.1360" O.A.L.	
	16	Push Rod, Bulk	68	BRP-3028 Std Only	VINTAGE; Carton of 100; 9.1360" O.A.L.	
	QTY	ROCKER PARTS	YEARS	PART NO.	DESCRIPTION	
	16	Arm Assy.	71	R-1032 Std Only	Incl. arm, ball & nut	
	16	Arm Assy.	68	R-1032 Std Only	Exc. HO; Incl. arm, ball & nut	
	16	Arm Assy.	68	R-850 Std Only	VINTAGE; w/HO; Incl. arm & ball	
	16	Arm Assy., Bulk	71	R-1032B Std Only	Incl. arm, ball & nut; Carton of 64	
	16	Arm Assy., Bulk	68	R-1032B Std Only	Exc. HO; Incl. arm, ball & nut; Carton of 64	
	16	Arm	71	R-849A Std Only		
	16	Arm	68	R-849A Std Only	Exc. HO	
	16	Rocker Arm Ball	68	MR-1810 Std Only	w/HO	
	16	Nut	71	MR-1934 Std Only	3/8" x 24 UNF	
	16	Nut	68	MR-1934 Std Only	Exc. HO; 3/8" x 24 UNF	
	QTY	VALVE	YEARS	PART NO.	DESCRIPTION	
	8	Exhaust	71	V-1832 Std Only	VINTAGE; Chrome plated stem; 1.6600" Head Dia., 0.3405" Stem Dia., 4.9840" O.A.L.	
	8	Exhaust	68	V-1823 Std Only	VINTAGE; 1.6600" Head Dia., 0.3410" Stem Dia., 5.0820" O.A.L.	
	8	Intake	71	V-1964 Std Only	VINTAGE; Chrome plated stem; 1.9600" Head Dia., 0.3415" Stem Dia., 4.9800" O.A.L.	
	8	Intake	68	V-1824 Std Only	VINTAGE; w/M/T; Chrome plated stem; 1.9600" Head Dia., 0.3415" Stem Dia., 5.0890" O.A.L.	
	QTY	VALVE GUIDE	YEARS	PART NO.	DESCRIPTION	
	8	Guide	71	VG-5061 Std Only	Loc. Exh.; 0.3430" ID, 2.3800" O.A.L.	
	8	Guide	71	VG-5038 Std Only	Loc. Int.; 0.3430" ID, 2.1200" O.A.L.	
	8	Guide	68	VG-5061 Std Only	Loc. Exh.; 0.3430" ID, 2.3800" O.A.L.	
	8	Guide, Bulk	71	VG-5038B Std Only	Loc. Int.; Carton of 50; 0.3430" ID, 2.1200" O.A.L.	

(continued on next page)

GM Car (Incl. Buick, Cad., Chev., Olds., Pontiac)

350 5.7L (5733cc) OHV V8 (16 Valve) (Pontiac), 3.875" Bore (GMC Eng.), 4 Bbl. "Eng. Code YP" 1971-1968 301
(cont.)

QTY	VALVE SPRING	YEARS	PART NO.	DESCRIPTION
16	Spring	71	VS-1660R Std Only	Loc. Outer; Optional Hi-Perf.; 1.9400" Free Height
16	Spring	71	VS-651 Std Only	VINTAGE; Loc. Inner; 1.7600" Free Height
16	Spring	71	VS-665 Std Only	VINTAGE; Loc. Outer; 1.9400" Free Height
16	Spring	68	VS-1660R Std Only	Loc. Outer; Optional Hi-Perf.; 1.9400" Free Height
16	Spring	68	VS-665 Std Only	VINTAGE; Loc. Outer; 1.9400" Free Height
QTY	VALVE SEAL	YEARS	PART NO.	DESCRIPTION
16	Valve Stem Seal	71	MV-1233C Std Only	O-Ring; (RBB) Rubber
16	Valve Stem Seal	71	ST-2092 Std Only	Positive type, Metal Clad; (RBB) Rubber
16	Valve Stem Seal	71	ST-2003 Std Only	Positive type; Installation requires valve guide machining; (RBB) Rubber
16	Valve Stem Seal	68	MV-1233C Std Only	O-Ring; (RBB) Rubber
16	Valve Stem Seal	68	ST-2092 Std Only	Positive type, Metal Clad; (RBB) Rubber
16	Valve Stem Seal	68	ST-2003 Std Only	Positive type; Installation requires valve guide machining; (RBB) Rubber
16	Valve Stem Seal Bulk	71	MV-1233 Std Only	O-Ring; Carton of 100; (RBB) Rubber
16	Valve Stem Seal Bulk	71	ST-2003BC Std Only	Positive type; Installation requires valve guide machining; Carton of 100; (RBB) Rubber
16	Valve Stem Seal Bulk	68	MV-1233 Std Only	O-Ring; Carton of 100; (RBB) Rubber
16	Valve Stem Seal Bulk	68	ST-2003BC Std Only	Positive type; Installation requires valve guide machining; Carton of 100; (RBB) Rubber
QTY	VALVE SEAT	YEARS	PART NO.	DESCRIPTION
8	Seat	71	245-1750-2 Std Only	Loc. Exh.; Use w/V-1832 & V-1963; 1.7550" OD, 1.5000" ID, 0.2160" Depth
8	Seat	71	245-1750-2N Std Only	Loc. Exh.; Use w/V-1832 & V-1963; Premium Material; 1.7550" OD, 1.5000" ID, 0.2160" Depth
8	Seat	71	245-1812-1 Std Only	Loc. Exh.; Use w/V-1902 & V-3923; 1.8175" OD, 1.5625" ID, 0.2480" Depth
8	Seat	71	245-1812-1N Std Only	Loc. Exh.; Use w/V-1902 & V-3923; Premium Material; 1.8175" OD, 1.5625" ID, 0.2480" Depth
8	Seat	71	245-2125-1 Std Only	Loc. Int.; 2.1305" OD, 1.8125" ID, 0.2480" Depth
8	Seat	68	245-1750-2 Std Only	Loc. Exh.; 1.7550" OD, 1.5000" ID, 0.2160" Depth
8	Seat	68	245-1750-2N Std Only	Loc. Exh.; Premium Material; 1.7550" OD, 1.5000" ID, 0.2160" Depth
QTY	VALVE, MISC	YEARS	PART NO.	DESCRIPTION
32	Keeper	71	VK-115A Std Only	1 groove; Square cut key groove; Carton pack 24
32	Keeper	71	VK-115 Std Only	1 groove; Square cut key groove; Carton pack 32
32	Keeper	71	VK-115R Std Only	1 groove; Square cut key groove; Hardened
32	Keeper	68	VK-115A Std Only	1 groove; Square cut key groove; Carton pack 24
32	Keeper	68	VK-115 Std Only	1 groove; Square cut key groove; Carton pack 32
32	Keeper	68	VK-115R Std Only	1 groove; Square cut key groove; Hardened
32	Keeper, Bulk	71	VK-115B Std Only	1 groove; Square cut key groove; Carton of 1000
32	Keeper, Bulk	68	VK-115B Std Only	1 groove; Square cut key groove; Carton of 1000
QTY	PISTON	YEARS	PART NO.	DESCRIPTION
8	Cast Piston	71	357P 20 20-30-40-60	VINTAGE; Cast; .9805" Pin Dia.; 2 Rings 5/64 Groove, 1 Ring 3/16 Groove, 1.700 CD, Flat Head w/4 valve reliefs - 7.8:1 C.R.
8	Cast Piston	68	357P 20 20-30-40-60	VINTAGE; Cast; .9805" Pin Dia.; 2 Rings 5/64 Groove, 1 Ring 3/16 Groove, 1.700 CD, Flat Head w/4 valve reliefs - 7.8:1 C.R.
8	Cast Piston - Individual	71	W357P 20 20-30-40-60	VINTAGE; Cast; .9805" Pin Dia.; 2 Rings 5/64 Groove, 1 Ring 3/16 Groove, 1.700 CD, Flat Head w/4 valve reliefs - 7.8:1 C.R.
8	Cast Piston - Individual	68	W357P 20 20-30-40-60	VINTAGE; Cast; .9805" Pin Dia.; 2 Rings 5/64 Groove, 1 Ring 3/16 Groove, 1.700 CD, Flat Head w/4 valve reliefs - 7.8:1 C.R.
QTY	RINGS	YEARS	PART NO.	DESCRIPTION
1	Premium Set	71	E-245K Std-20-30-40-60	VINTAGE; 2-5/64, 1-3/16; Premium Moly
1	Premium Set	68	E-245K Std-20-30-40-60	VINTAGE; 2-5/64, 1-3/16; Premium Moly
1	Standard Set	71	E-245X Std-20-30-40-60-80	VINTAGE; 2-5/64, 1-3/16; Iron
1	Standard Set	68	E-245X Std-20-30-40-60-80	VINTAGE; 2-5/64, 1-3/16; Iron
QTY	ENGINE BEARINGS	YEARS	PART NO.	DESCRIPTION
1	Main Set	71	113M Std-10-20	Performance; 3/4 grooved
1	Main Set	71	4040M Std-1-10-20-30	VINTAGE; Grooved upper main brgs.
1	Main Set	68	113M Std-10-20	Performance; 3/4 grooved
1	Main Set	68	4040M Std-1-10-20-30	VINTAGE; Grooved upper main brgs.
1	Rod Set	71	8-7050CH Std-10-20	Performance
1	Rod Set	71	8-1555CPA Std-10-20-30-40	VINTAGE
1	Rod Set	68	8-7050CH Std-10-20	Performance
1	Rod Set	68	8-1555CPA Std-10-20-30-40	VINTAGE
8	Rod Pair	71	1555CPA Std-10-20-30-40	VINTAGE
8	Rod Pair	68	1555CPA Std-10-20-30-40	VINTAGE

(continued on next page)

GM Car (Incl. Buick, Cad., Chev., Olds., Pontiac)

301 350 5.7L (5733cc) OHV V8 (16 Valve) (Pontiac), 3.875" Bore (GMC Eng.), 4 Bbl. "Eng. Code YP" 1971-1968
(cont.)

	ENGINE BEARINGS				
QTY	(cont.)	YEARS	PART NO.	DESCRIPTION	
1	Cam Set	71	1220M Std Only		
1	Cam Set	68	1220M Std Only		
QTY	OIL PUMP	YEARS	PART NO.	DESCRIPTION	
1	Oil Pump	71	224-43364S	High Pressure; 3/4" inlet tube; Incl. screen	
1	Oil Pump	68	224-43364S	High Pressure; 3/4" inlet tube; Incl. screen	
1	Inter. Shaft	71	224-61236		
1	Inter. Shaft	68	224-61236		
1	Screen Assy.	71	224-11236	Use w/224-43364S; 3/4" inlet tube	
1	Screen Assy.	68	224-11236	Use w/224-43364S; 3/4" inlet tube	
QTY	GASKETS	YEARS	PART NO.	DESCRIPTION	
1	Kit Gasket Set	71	260-1025	VINTAGE	
1	Kit Gasket Set	68	260-1025	VINTAGE	
QTY	FREEZE PLUGS	YEARS	PART NO.	DESCRIPTION	
1	Brass Block Plug Kit	71	381-8021	VINTAGE	
1	Brass Block Plug Kit	68	381-8021	VINTAGE	
1	Steel Block Plug Kit	71	381-4028		
1	Steel Block Plug Kit	68	381-4028		
1	Brass Deep Cup Freeze Plug	71	381-9010	0.938" Diameter	
1	Brass Deep Cup Freeze Plug	71	381-9026	1.953" Diameter	
1	Brass Deep Cup Freeze Plug	68	381-9010	0.938" Diameter	
1	Brass Deep Cup Freeze Plug	68	381-9026	1.953" Diameter	
1	Steel Deep Cup Freeze Plug	71	381-3039	0.938" Diameter	
1	Steel Deep Cup Freeze Plug	71	381-3042	1.953" Diameter	
1	Steel Deep Cup Freeze Plug	71	381-3112	2.063" Diameter	
1	Steel Deep Cup Freeze Plug	68	381-3039	0.938" Diameter	
1	Steel Deep Cup Freeze Plug	68	381-3042	1.953" Diameter	
1	Steel Deep Cup Freeze Plug	68	381-3112	2.063" Diameter	

302 350 5.7L (5733cc) OHV V8 (16 Valve) (Pontiac), 3.875" Bore (GMC Eng.), 2 Bbl. "Eng. Code YU" 1971-1969

	TIMING	YEARS	PART NO.	DESCRIPTION	
1	3 Piece Set	71-69	KT3-350S	VINTAGE; 223-305, 223-371 not sold separately; (1) 222-350; (1) 223-305; (1) 223-371	
QTY	CAMSHAFT/LIFTER	YEARS	PART NO.	DESCRIPTION	
1	Camshaft	71	CS-641	VINTAGE; Hydraulic, (050) Duration at .050 Lobe Lift, 208 Exh., 198 Int., 111 Degrees Lobe Separation	
1	Prelube		55-403 Std Only	1.5 oz. packet	
1	Prelube		55-400 Std Only	4 oz. bottle; 1.5 oz. packet No. 55-403 also avail.	
16	Lifter	71-69	HT-951 Std Only	Hyd.	
16	Lifter, Bulk	71-69	HT-951B Std Only	Hyd.; Carton of 128	
QTY	PUSH ROD	YEARS	PART NO.	DESCRIPTION	
16	Push Rod	71-69	RP-3229R Std Only	Chrome-Moly; 9.1300" O.A.L.	
16	Push Rod	71-69	RP-3028 Std Only	VINTAGE; 9.1360" O.A.L.	
16	Push Rod, Bulk	71-69	BRP-3028 Std Only	VINTAGE; Carton of 100; 9.1360" O.A.L.	
QTY	ROCKER PARTS	YEARS	PART NO.	DESCRIPTION	
16	Arm Assy.	71	R-1032 Std Only	Incl. arm, ball & nut	
16	Arm Assy.	70-69	R-1032 Std Only	Exc. HO; Incl. arm, ball & nut	
16	Arm Assy.	70-69	R-850 Std Only	VINTAGE; w/HO; Incl. arm & ball	
16	Arm Assy., Bulk	71	R-1032B Std Only	Incl. arm, ball & nut; Carton of 64	
16	Arm Assy., Bulk	70-69	R-1032B Std Only	Exc. HO; Incl. arm, ball & nut; Carton of 64	
16	Arm	71	R-849A Std Only		
16	Arm	70-69	R-849A Std Only	Exc. HO	
16	Rocker Arm Ball	70-69	MR-1810 Std Only	w/HO	
16	Nut	71	MR-1934 Std Only	3/8" x 24 UNF	
16	Nut	70-69	MR-1934 Std Only	Exc. HO; 3/8" x 24 UNF	
QTY	VALVE	YEARS	PART NO.	DESCRIPTION	
8	Exhaust	71-69	V-1832 Std Only	VINTAGE; Chrome plated stem; 1.6600" Head Dia., 0.3405" Stem Dia., 4.9840" O.A.L.	
8	Intake	71	V-1964 Std Only	VINTAGE; Chrome plated stem; 1.9600" Head Dia., 0.3415" Stem Dia., 4.9800" O.A.L.	
QTY	VALVE GUIDE	YEARS	PART NO.	DESCRIPTION	
8	Guide	71-69	VG-5061 Std Only	Loc. Exh.; 0.3430" ID, 2.3800" O.A.L	
8	Guide	71-69	VG-5038 Std Only	Loc. Int.; 0.3430" ID, 2.1200" O.A.L	
8	Guide, Bulk	71-69	VG-5038B Std Only	Loc. Int.; Carton of 50; 0.3430" ID, 2.1200" O.A.L	
QTY	VALVE SPRING	YEARS	PART NO.	DESCRIPTION	
16	Spring	71-69	VS-1660R Std Only	Loc. Outer; Optional Hi-Perf.; 1.9400" Free Height	
16	Spring	71	VS-651 Std Only	VINTAGE; Loc. Inner; 1.7600" Free Height	
16	Spring	71-69	VS-665 Std Only	VINTAGE; Loc. Outer; 1.9400" Free Height	

(continued on next page)

GM Car (Incl. Buick, Cad., Chev., Olds., Pontiac)

350 5.7L (5733cc) OHV V8 (16 Valve) (Pontiac), 3.875" Bore (GMC Eng.), 2 Bbl. "Eng. Code YU" 1971-1969 302 (cont.)

	QTY	VALVE SPRING (cont.)	YEARS	PART NO.	DESCRIPTION
VALVE TRAIN	16	Spring	70	VS-1433 Std Only	VINTAGE; Loc. Inner; 1.9350" Free Height
	16	Spring	69	VS-651 Std Only	VINTAGE; Loc. Inner; 1.7600" Free Height
	16	Valve Stem Seal	71-69	MV-1233C Std Only	O-Ring; (RBB) Rubber
	16	Valve Stem Seal	71-69	ST-2092 Std Only	Positive type, Metal Clad; (RBB) Rubber
	16	Valve Stem Seal	71-69	ST-2003 Std Only	Positive type; Installation requires valve guide machining; (RBB) Rubber
	16	Valve Stem Seal Bulk	71-69	MV-1233 Std Only	O-Ring; Carton of 100; (RBB) Rubber
	16	Valve Stem Seal Bulk	71-69	ST-2003BC Std Only	Positive type; Installation requires valve guide machining; Carton of 100; (RBB) Rubber
	8	Seat	71-69	245-1750-2 Std Only	Loc. Exh.; Use w/V-1832 & V-1963; 1.7550" OD, 1.5000" ID, 0.2160" Depth
	8	Seat	71-69	245-1750-2N Std Only	Loc. Exh.; Use w/V-1832 & V-1963; Premium Material; 1.7550" OD, 1.5000" ID, 0.2160" Depth
	8	Seat	71-69	245-1812-1 Std Only	Loc. Exh.; Use w/V-1902 & V-3923; 1.8175" OD, 1.5625" ID, 0.2480" Depth
	8	Seat	71-69	245-1812-1N Std Only	Loc. Exh.; Use w/V-1902 & V-3923; Premium Material; 1.8175" OD, 1.5625" ID, 0.2480" Depth
	8	Seat	71	245-2125-1 Std Only	Loc. Int.; 2.1305" OD, 1.8125" ID, 0.2480" Depth
	8	Seat	69	245-2125-1 Std Only	Loc. Int.; 2.1305" OD, 1.8125" ID, 0.2480" Depth
	32	Keeper	71-69	VK-115A Std Only	1 groove; Square cut key groove; Carton pack 24
	32	Keeper	71-69	VK-115 Std Only	1 groove; Square cut key groove; Carton pack 32
	32	Keeper	71-69	VK-115R Std Only	1 groove; Square cut key groove; Hardened
32	Keeper, Bulk	71-69	VK-115B Std Only	1 groove; Square cut key groove; Carton of 1000	

	QTY	PISTON	YEARS	PART NO.	DESCRIPTION
BLOCK	8	Cast Piston	71-69	357P 20 20-30-40-60	VINTAGE; Cast; .9805" Pin Dia.; 2 Rings 5/64 Groove, 1 Ring 3/16 Groove, 1.700 CD, Flat Head w/4 valve reliefs - 7.8:1 C.R.
	8	Cast Piston - Individual	71-69	W357P 20 20-30-40-60	VINTAGE; Cast; .9805" Pin Dia.; 2 Rings 5/64 Groove, 1 Ring 3/16 Groove, 1.700 CD, Flat Head w/4 valve reliefs - 7.8:1 C.R.
	1	Premium Set	71-69	E-245K Std-20-30-40-60	VINTAGE; 2-5/64, 1-3/16; Premium Moly
	1	Standard Set	71-69	E-245X Std-20-30-40-60-80	VINTAGE; 2-5/64, 1-3/16; Iron
	1	Main Set	71-69	113M Std-10-20	Performance; 3/4 grooved
	1	Main Set	71-69	4040M Std-1-10-20-30	VINTAGE; Grooved upper main brgs.
	1	Rod Set	71-69	8-7050CH Std-10-20	Performance
	1	Rod Set	71-69	8-1555CPA Std-10-20-30-40	VINTAGE
	8	Rod Pair	71-69	1555CPA Std-10-20-30-40	VINTAGE
	1	Cam Set	71-69	1220M Std Only	
	1	Oil Pump	71-69	224-43364S	High Pressure; 3/4" inlet tube; Incl. screen
	1	Inter. Shaft	71-69	224-61236	
	1	Screen Assy.	71-69	224-11236	Use w/224-43364S; 3/4" inlet tube
	1	Kit Gasket Set	71-69	260-1025	VINTAGE
	1	Brass Block Plug Kit	71-69	381-8021	VINTAGE
	1	Steel Block Plug Kit	71-69	381-4028	
1	Brass Deep Cup Freeze Plug	71-69	381-9010	0.938" Diameter	
1	Brass Deep Cup Freeze Plug	71-69	381-9026	1.953" Diameter	
1	Steel Deep Cup Freeze Plug	71-69	381-3039	0.938" Diameter	
1	Steel Deep Cup Freeze Plug	71-69	381-3042	1.953" Diameter	
1	Steel Deep Cup Freeze Plug	71-69	381-3112	2.063" Diameter	

350 5.7L (5736cc) OHV V8 (16 Valve) (Chevrolet), 4" Bore (GMC Eng.), 4 Bbl. "VIN 4" 1979-1978 303

	QTY	TIMING	YEARS	PART NO.	DESCRIPTION
	1	3 Piece Set	79-78	KT3-499S	Powdered Metal Crank Sprocket; w/.405" tooth width sprocket; (1) 222-499; (1) 223-390; (1) 223-391
	1	Timing Chain	79-78	222-499	Use w/.405" tooth width sprocket; 46 Links
	1	Crank Sprocket	79-78	223-391	Powdered metal; .405" tooth width sprocket; 18 Teeth
	1	Cam Sprocket	79-78	223-390	.405" tooth width sprocket; 36 Teeth
	1	Cam Sprocket	79-78	223-390N	Nylon; .405" tooth width sprocket; 36 Teeth

(continued on next page)

GM Car (Incl. Buick, Cad., Chev., Olds., Pontiac)

303 350 5.7L (5736cc) OHV V8 (16 Valve) (Chevrolet), 4" Bore (GMC Eng.), 4 Bbl. "VIN 4" 1979-1978
(cont.)

**V
A
L
V
E

T
R
A
I
N**

**V
A
L
V
E

T
R
A
I
N**

QTY	CAMSHAFT/LIFTER	YEARS	PART NO.	DESCRIPTION
1	Performance Cam	79-78	CS-1103R	Emissions Legal Cam; CARB E.O. No. D-292-1; Pro-1500 Perf. Cam; 0.42" Exh. Valve Lift, 0.398" Int. Valve Lift, Hydraulic, (050) Duration at .050 Lobe Lift, 204 Exh., 194 Int., 112 Degrees Lobe Separation
1	Performance Cam	79-78	CS-1014R	Emissions Legal Cam; CARB E.O. No. D-292-1; Pro-2000 Perf. Cam; 0.443" Exh. Valve Lift, 0.42" Int. Valve Lift, Hydraulic, (050) Duration at .050 Lobe Lift, 214 Exh., 204 Int., 112 Degrees Lobe Separation
1	Performance Cam	79-78	CS-1106R	Emissions Legal Cam; CARB E.O. No. D-292-1; Pro-3000 Perf. Cam; 0.465" Exh. Valve Lift, 0.443" Int. Valve Lift, Hydraulic, (050) Duration at .050 Lobe Lift, 224 Exh., 214 Int., 112 Degrees Lobe Separation
1	Performance Cam	79-78	CS-1095R	Pro-3000 Perf. Cam; Use w/Hyd. lifters; 0.46" Exh. Valve Lift, 0.45" Int. Valve Lift, Hydraulic, (050) Duration at .050 Lobe Lift, 224 Exh., 224 Int., 114 Degrees Lobe Separation
1	Prelube		55-403 Std Only	1.5 oz. packet
1	Prelube		55-400 Std Only	4 oz. bottle; 1.5 oz. packet No. 55-403 also avail.
16	Lifter	79-78	HT-817 Std Only	Hyd.
16	Lifter	79-78	HT-817R Std Only	Speed-Pro Hi-Revolution Hyd.
16	Lifter, Bulk	79-78	HT-817B Std Only	Hyd.; Carton of 128
16	Lifter, Bulk	79-78	HT-817RB Std Only	Speed-Pro Hi-Revolution Hyd.; Carton of 128
QTY	CAM KIT	YEARS	PART NO.	DESCRIPTION
1	Cam/Lifter Kit	79-78	KC-1103R	Emissions Legal Cam; CARB E.O. No. D-292-1; Hyd.; Pro-1500 Perf. Cam; Duration at .050", 194 Int., 204 Exh.; Valve lift .398" Int., .420" Exh.; Lobe Separation 112 Degrees; (1) 55-403B; (1) CS-1103R; (16) HT-817
1	Cam/Lifter Kit	79-78	KC-1014R	Emissions Legal Cam; CARB E.O. No. D-292-1; Hyd.; Pro-2000 Perf. Cam; Duration at .050", 204 Int., 214 Exh.; Valve lift .420" Int., .443" Exh.; Lobe Separation 112 Degrees; (1) 55-403B; (1) CS-1014R; (16) HT-817
1	Cam/Lifter Kit	79-78	KC-1106R	Emissions Legal Cam; CARB E.O. No. D-292-1; Hyd.; Pro-3000 Perf. Cam; Duration at .050", 214 Int., 224 Exh.; Valve lift .443" Int., .465" Exh.; Lobe Separation 112 Degrees; (1) 55-403B; (1) CS-1106R; (16) HT-817
1	Cam/Lifter Kit	79-78	KC-1095R	Hyd.; Pro-3000 Perf. Cam; Duration at .050", 224 Int., 224 Exh.; (1) 55-403B; (1) CS-1095R; (16) HT-817
QTY	PUSH ROD	YEARS	PART NO.	DESCRIPTION
16	Push Rod	79-78	RP-3093 Std Only	7.7940" O.A.L.
16	Push Rod	79-78	RP-3212R Std-100-150-200	Chrome-Moly; 7.7900" O.A.L.
16	Push Rod, Bulk	79-78	BRP-3093 Std Only	Carton of 100; 7.7940" O.A.L.
16	Push Rod, Bulk	79-78	BRP-3212R Std-100	Chrome-Moly; Carton of 100; 7.7900" O.A.L.
8	Push Rod Guide Plate	79-78	MR-1930 Std Only	Speed-Pro flat guide plate for 3/8" dia. push rods; Requires screw-in studs
8	Push Rod Guide Plate	79-78	MR-1896 Std Only	Speed-Pro flat guide plate for 5/16" dia. push rods; Requires screw-in studs
8	Push Rod Guide Plate	79-78	MR-1892 Std Only	Speed-Pro stepped guide plate for 3/8" dia. push rods; Requires screw-in studs
8	Push Rod Guide Plate	79-78	MR-1891 Std Only	Speed-Pro stepped guide plate for 5/16" dia. push rods; Requires screw-in studs
QTY	ROCKER PARTS	YEARS	PART NO.	DESCRIPTION
16	Arm Assy.	79-78	R-826 Std Only	Incl. arm, ball & nut
16	Arm Assy.	79-78	R-865R Std Only	Speed-Pro 1.5 ratio stamped steel, long slot; Incl. H/D 4 groove ball & nut
16	Arm Assy.	79-78	R-1024R Std Only	Speed-Pro 1.5 ratio stamped steel, rlr. tip, long slot; Incl. H/D 4 groove ball & nut
16	Arm Assy.	79-78	R-952R Std Only	Speed-Pro 1.6 ratio stamped steel, long slot; Incl. H/D 4 groove ball & nut
16	Arm Assy.	79-78	R-1025R Std Only	Speed-Pro 1.6 ratio stamped steel, rlr. tip, long slot; Incl. H/D 4 groove ball & nut
16	Arm Assy., Bulk	79-78	R-826B Std Only	Incl. arm, ball & nut; Carton of 64
16	Arm Assy., Bulk	79-78	R-865RB Std Only	Speed-Pro 1.5 ratio stamped steel, long slot; Incl. ball & nut; Carton of 64
16	Arm	79-78	R-826A Std Only	
16	Rocker Arm Ball	79-78	MR-1783 Std Only	
16	Rocker Arm Ball	79-78	MR-1822 Std Only	H/D 4 groove ball
16	Nut	79-78	MR-1751 Std Only	Self-locking, 3/8" x 24 threads
16	Stud	79-78	MR-1752 Std Only	.003" O/S; 3/8" x 24 x 2.495"
16	Stud	79-78	MR-1949 Std Only	.372" x 24 x 2.495"
16	Stud	79-78	MR-1865RS Std Only	Speed-Pro 3/8" dia. Perf. screw-in stud; requires head machining

(continued on next page)

GM Car (Incl. Buick, Cad., Chev., Olds., Pontiac)

350 5.7L (5736cc) OHV V8 (16 Valve) (Chevrolet), 4" Bore (GMC Eng.), 4 Bbl. "VIN 4" 1979-1978 **303**
(cont.)

QTY	VALVE	YEARS	PART NO.	DESCRIPTION
8	Exhaust	79-78	V-1888X Std Only	Chrome plated stem; Stellite face; 1.5000" Head Dia., 0.3412" Stem Dia., 4.9230" O.A.L.
8	Intake	79-78	V-1926 Std-3-15	Chrome plated stem; 1.9400" Head Dia., 0.3414" Stem Dia., 4.8800" O.A.L.
8	Intake	79-78	V-1926Y 15 15	Chrome plated stem; w/.708" reduced end length; 1.9400" Head Dia., 0.3564" Stem Dia., 4.8800" O.A.L.
8	Intake, Bulk	79-78	V-1926B Std-15	Chrome plated stem; Carton of 25; 1.9400" Head Dia., 0.3410" Stem Dia., 4.8800" O.A.L.
QTY	VALVE GUIDE	YEARS	PART NO.	DESCRIPTION
8	Guide	79-78	VG-5005H Std Only	Loc. Exh.; w/Cast iron head; Hardened; 0.3430" ID, 2.2500" O.A.L
8	Guide	79-78	VG-5005 Std Only	Loc. Exh.; w/Cast iron head; Plain; 0.3430" ID, 2.2500" O.A.L
8	Guide	79-78	VG-5005T Std Only	Loc. Exh.; w/Cast iron head; Threaded; 0.3425" ID, 2.2500" O.A.L
8	Guide	79-78	VG-5038 Std Only	Loc. Int.; w/Cast iron head; 0.3430" ID, 2.1200" O.A.L
8	Guide, Bulk	79-78	VG-5005B Std Only	Loc. Exh.; w/Cast iron head; Plain; Carton of 50; 0.3430" ID, 2.2500" O.A.L
8	Guide, Bulk	79-78	VG-5005TB Std Only	Loc. Exh.; w/Cast iron head; Threaded; Carton of 50; 0.3425" ID, 2.2500" O.A.L
8	Guide, Bulk	79-78	VG-5038B Std Only	Loc. Int.; w/Cast iron head; Carton of 50; 0.3430" ID, 2.1200" O.A.L
QTY	VALVE SPRING	YEARS	PART NO.	DESCRIPTION
8	Spring	79-78	VS-677 Std Only	Loc. Exh.; Incl. damper; 2.0300" Free Height
8	Spring	79-78	VS-739R Std Only	Loc. Exh.; Optional-H/D; 2.0000" Free Height
8	Spring	79-78	VS-677 Std Only	Loc. Int.; Incl. damper; 2.0300" Free Height
8	Spring	79-78	VS-739R Std Only	Loc. Int.; Optional-H/D; 2.0000" Free Height
8	Spring, Bulk	79-78	VS-677B Std Only	Loc. Exh.; Incl. damper; Carton of 250; 2.0300" Free Height
8	Spring, Bulk	79-78	VS-739RB Std Only	Loc. Exh.; Optional-H/D; Carton of 300; 2.0000" Free Height
8	Spring, Bulk	79-78	VS-677B Std Only	Loc. Int.; Incl. damper; Carton of 250; 2.0300" Free Height
8	Spring, Bulk	79-78	VS-739RB Std Only	Loc. Int.; Optional-H/D; Carton of 300; 2.0000" Free Height
QTY	VALVE SEAL	YEARS	PART NO.	DESCRIPTION
8	Valve Stem Seal	79-78	ST-2003 Std Only	Loc. Exh.; Sealed Power Premium design; Positive type; Installation requires valve guide machining; (RBB) Rubber
8	Valve Stem Seal	79-78	MV-1233C Std Only	Loc. Exhaust; O-Ring; (RBB) Rubber
8	Valve Stem Seal	79-78	MV-1598C Std Only	Loc. Exhaust; Umbrella type; (RBB) Rubber
8	Valve Stem Seal	79-78	ST-2003 Std Only	Loc. Int.; Sealed Power Premium design; Positive type; Installation requires valve guide machining; (RBB) Rubber
8	Valve Stem Seal	79-78	MV-1233C Std Only	Loc. Intake; O-Ring; (RBB) Rubber
8	Valve Stem Seal	79-78	MV-1598C Std Only	Loc. Intake; Umbrella type; (RBB) Rubber
8	Valve Stem Seal Bulk	79-78	ST-2003BC Std Only	Loc. Exh.; Sealed Power Premium design; Positive type; Installation requires valve guide machining; Carton of 100; (RBB) Rubber
8	Valve Stem Seal Bulk	79-78	MV-1233 Std Only	Loc. Exhaust; O-Ring; Carton of 100; (RBB) Rubber
8	Valve Stem Seal Bulk	79-78	MV-1598 Std Only	Loc. Exhaust; Umbrella type; Carton of 100; (RBB) Rubber
8	Valve Stem Seal Bulk	79-78	ST-2003BC Std Only	Loc. Int.; Sealed Power Premium design; Positive type; Installation requires valve guide machining; Carton of 100; (RBB) Rubber
8	Valve Stem Seal Bulk	79-78	MV-1233 Std Only	Loc. Intake; O-Ring; Carton of 100; (RBB) Rubber
8	Valve Stem Seal Bulk	79-78	MV-1598 Std Only	Loc. Intake; Umbrella type; Carton of 100; (RBB) Rubber
QTY	VALVE SEAT	YEARS	PART NO.	DESCRIPTION
8	Seat	79-78	245-1562-1 Std Only	Loc. Exh.; 1.5675" OD, 1.3125" ID, 0.2160" Depth
8	Seat	79-78	245-1562-1N Std Only	Loc. Exh.; Premium Material; 1.5675" OD, 1.3125" ID, 0.2160" Depth
8	Seat	79-78	245-2125-1 Std Only	Loc. Int.; 2.1305" OD, 1.8125" ID, 0.2480" Depth
QTY	VALVE, MISC	YEARS	PART NO.	DESCRIPTION
32	Keeper	79-78	VK-115A Std Only	1 groove; Square cut key groove; Carton pack 24
32	Keeper	79-78	VK-115 Std Only	1 groove; Square cut key groove; Carton pack 32
32	Keeper	79-78	VK-115R Std Only	1 groove; Square cut key groove; Hardened
32	Keeper, Bulk	79-78	VK-115B Std Only	1 groove; Square cut key groove; Carton of 1000
16	Spring Insert	79-78	259-203C Std Only	.015"; Carton of 100
16	Spring Insert	79-78	259-203B Std Only	.030"; Carton of 100
16	Spring Insert	79-78	259-203BRS Std Only	.030"; Carton of 500
16	Spring Insert	79-78	259-203A Std Only	.060"; Carton of 100
16	Spring Insert	79-78	259-203ARS Std Only	.060"; Carton of 500
QTY	PISTON	YEARS	PART NO.	DESCRIPTION
8	Cast Piston	79-78	H423DCP * Std-20-30-40-60-80	Hypereutectic; w/machined valve reliefs and circlip grooves; Use w/LR-63 lock ring for floated applications; .9275" Pin Dia.; 2 Rings 5/64 Groove, 1 Ring 3/16 Groove, 1.548 CD, .098 dish, 4 reliefs; Use w/Lock Ring LR-63; DUROSHIELD® skirt coated piston

VALVE TRAIN

VALVE TRAIN

(continued on next page)

* New Item — Check For Availability

GM Car (Incl. Buick, Cad., Chev., Olds., Pontiac)

303 350 5.7L (5736cc) OHV V8 (16 Valve) (Chevrolet), 4" Bore (GMC Eng.), 4 Bbl. "VIN 4" 1979-1978
(cont.)

QTY	PISTON (cont.)	YEARS	PART NO.	DESCRIPTION
8	Cast Piston	79-78	H423ACP 40 + 40-60-80	Hypereutectic; w/machined valve reliefs and circlip grooves; Use w/LR-63 lock ring for floated applications; .9275" Pin Dia.; 2 Rings 5/64 Groove, 1 Ring 3/16 Groove, 1.548 CD, Recessed Head .098" deep x 2.771" dia. w/4 valve reliefs; DUROSHIELD® skirt coated piston; Superseded - When depleted use H423DCP 40
8	Cast Piston	79-78	H423NP 20 20	Perf. or reg. duty operation; Not O.E. duplicate Wt.; Use in sets only; Hypereutectic; .9275" Pin Dia.; 2 Rings 5/64 Groove, 1 Ring 3/16 Groove, 1.540 CD, .100 dish, 4 reliefs
8	Cast Piston - Individual	79-78	WH423DCP Std-20-30-40-60	Hypereutectic; w/machined valve reliefs and circlip grooves; Use w/LR-63 lock ring for floated applications; .9275" Pin Dia.; 2 Rings 5/64 Groove, 1 Ring 3/16 Groove, 1.548 CD, .098 dish, 4 reliefs; Use w/Lock Ring LR-63; DUROSHIELD® skirt coated piston
8	Cast Piston - Individual	79-78	WH423ACP + Std-20-30-40-60	Hypereutectic; w/machined valve reliefs and circlip grooves; Use w/LR-63 lock ring for floated applications; .9275" Pin Dia.; 2 Rings 5/64 Groove, 1 Ring 3/16 Groove, 1.548 CD, Recessed Head .098" deep x 2.771" dia. w/4 valve reliefs; DUROSHIELD® skirt coated piston; Superseded - When depleted use WH423DCP
1	Cast Piston Set w/Prem. Rings	79-78	8KH618CP 30 30-40-60	Hypereutectic; 0.9275" Pin Dia.; 2 Rings 5/64 Groove, 1 Ring 3/16 Groove, 1.560 CD, Domed Head .125 high w/2 valve reliefs. DUROSHIELD® skirt coated piston.
1	Cast Piston Set w/Prem. Rings	79-78	8KH423ACP 30 + 30-40-60	Hypereutectic; w/machined valve reliefs and circlip grooves; Use w/LR-63 lock ring for floated applications; .9275" Pin Dia.; 2 Rings 5/64 Groove, 1 Ring 3/16 Groove, 1.548 CD, Recessed Head .098" deep x 2.771" dia. w/4 valve reliefs; DUROSHIELD® skirt coated piston; Superseded - When depleted use 8KH423DCP 30
1	Cast Piston Set w/Prem. Rings	79-78	8KH423DCP 30 30-40-60	Hypereutectic; w/machined valve reliefs and circlip grooves; Use w/LR-63 lock ring for floated applications; .9275" Pin Dia.; 2 Rings 5/64 Groove, 1 Ring 3/16 Groove, Recessed Head .098" deep x 2.771" dia. w/4 valve reliefs; DUROSHIELD® skirt coated piston
1	POWERFORGED Piston Set w/Rings	79-78	8KL2256F 30 30-40-60	Powerforged; 0.9272" Pin Dia.; 2 Rings 5/64 Groove, 1 Ring 3/16 Groove, 1.563 CD, Flat Head w/4 valve reliefs. DUROSHIELD® skirt coated piston.
QTY	RINGS	YEARS	PART NO.	DESCRIPTION
1	Premium Set	79-78	E-251KC Std-20-30-40-60	2-5/64, 1-3/16; Premium Chrome
1	Premium Set	79-78	E-251K Std-10-20-30-40-60	2-5/64, 1-3/16; Premium Moly
1	Premium Set	79-78	R-9903 Std-20-30-60	2-5/64, 1-3/16; Speed-Pro plasma-moly Perf. ring set
1	Standard Set	79-78	E-251X Std-10-20-30-40-60-80	2-5/64, 1-3/16; Iron
8	Premium Single Cylinder Set	79-78	WE-251K Std-30-40-60	2-5/64, 1-3/16; Premium Moly
8	Standard Single Cylinder Set	79-78	WE-251X Std-30-40-60	2-5/64, 1-3/16; Iron
QTY	ENGINE BEARINGS	YEARS	PART NO.	DESCRIPTION
1	Main Set	79-78	4663M Std-1-2-10-20-30-40-60	
1	Main Set	79-78	6688M 10 10-20-30	.020" O/S length flange brg.
1	Main Set	79-78	4663MA Std-1-2-10-20-30-40-60	A-Series aluminum bearings
1	Main Set	79-78	7329MA 10 10-20	A-Series aluminum bearings; .010" O/S length flange brg.
1	Main Set	79-78	7274MA 10X20 10X20	A-Series aluminum bearings; w/.020" O/S OD
1	Main Set	79-78	139M Std-1-1X-9-10-11-20-21-30	Race Performance; 3/4 grooved
1	Main Set	79-78	C139M Std-1-1X-10-20-30	Race Performance; 3/4 grooved; DUROSHIELD® coated bearings
1	Rod Set	79-78	8-2555CP Std-1-10-20-30-40-50	8-2555CA 60 avail. as unplated & resizeable; Overplated copper-lead alloy
1	Rod Set	79-78	8-2555A Std-1-10-20-30-40-50-60	A-Series aluminum bearings
1	Rod Set	79-78	8-2555A 10X2 10X2-20X2-30X2-40X2	A-Series aluminum bearings; Use in .002" O/S Rod Bore
1	Rod Set	79-78	8-7095CH Std-1-10-20-30	Race Performance
1	Rod Set	79-78	8-7100CH Std-1-1X-9-10-11-19-20-21-30	Race Performance; Chamfered on one side
1	Rod Set	79-78	C8-7100CH Std-1-1X-10-20-30	Race Performance; DUROSHIELD® coated bearings; w/o Dowel hole; Chamfered on one side
1	Rod Set	79-78	8-2555CA 60 60	Unplated & resizeable
1	Rod Set	79-78	8-2555CP 10X2 + 10X2-20X2	Use in .002" O/S Rod Bore; Overplated copper-lead alloy; Superseded - When depleted use 8-2555A 10X2
8	Rod Pair	79-78	2555A Std-1-2-10-20-30-40-50-60	A-Series aluminum bearings
8	Rod Pair	79-78	2555CP Std-1-2-10-20-30-40-50	Overplated copper-lead alloy

(continued on next page)

GM Car (Incl. Buick, Cad., Chev., Olds., Pontiac)

350 5.7L (5736cc) OHV V8 (16 Valve) (Chevrolet), 4" Bore (GMC Eng.), 4 Bbl. "VIN 4" 1979-1978 303
(cont.)

	ENGINE BEARINGS	YEARS	PART NO.	DESCRIPTION	
BLOCK	QTY (cont.)				
	8	Rod Pair	79-78	7100CH Std-1-1X-10-20-30	Race Performance; Chamfered on one side
	8	Rod Pair	79-78	2555CA 60 60	Unplated & resizeable
	8	Rod Pair	79-78	2555CP 10X2 + 10X2-20X2	Use in .002" O/S Rod Bore; Superseded - When depleted use 2555A 10X2
	1	Cam Set	79-78	1750M Std Only	2.030" housing bore
	1	Cam Set	79-78	1235M Std-1-10	Babbitt material; Full round design
	1	Cam Set	79-78	1749M Std Only	Bi-Metal Aluminum
	1	Cam Set	79-78	2100M Std Only	Race Performance
	QTY	OIL PUMP	YEARS	PART NO.	DESCRIPTION
	1	Oil Pump	79-78	224-4146A	High Pressure; 5/8" inlet
	1	Oil Pump	79-78	224-4143	High Volume, check pan for clearance; 5/8" inlet; Use shaft w/steel guide
	1	Inter. Shaft	79-78	224-6146E	Has steel shaft guide; Eliminates nylon shaft guide
	1	Inter. Shaft	79-78	224-6146	Use w/nylon shaft guide
	1	Oil Pump Shaft Guide	79-78	224-43343	Nylon
	1	Screen Assy.	79-78	224-1246	5/8" inlet tube
	QTY	GASKETS	YEARS	PART NO.	DESCRIPTION
1	Kit Gasket Set	79-78	260-1079	Premium set; Hi-Perf.; Header gskts. incl.; Complete set	
1	Kit Gasket Set	79-78	260-1000	VINTAGE; Head bolts not incl.	
1	Kit Gasket Set	79-78	260-1000BT	VINTAGE; Head bolts not incl.; PermaDryPlus® valve cover & oil pan gskts. incl.; PermaDryPlus® water outlet gskt. incl.	
2	Head Bolt Set	79-78	260-2500 Std Only	Replacement recommended	
QTY	FREEZE PLUGS	YEARS	PART NO.	DESCRIPTION	
1	Brass Block Plug Kit	79-78	381-8007		
1	Steel Block Plug Kit	79-78	381-4011		
1	Brass Deep Cup Freeze Plug	79-78	381-9001	VINTAGE; 1.625" Diameter	
1	Steel Deep Cup Freeze Plug	79-78	381-3095	0.500" Diameter	
1	Steel Deep Cup Freeze Plug	79-78	381-3041	1.625" Diameter	
1	Steel Shallow Cup Freeze Plug	79-78	381-2078	2.109" Diameter	

350 5.7L (5736cc) OHV V8 (16 Valve) (Chevrolet), 4" Bore (GMC Eng.), 4 Bbl. "VIN 6" 1980 304

	TIMING	YEARS	PART NO.	DESCRIPTION	
VALVE TRAIN	QTY				
	1	3 Piece Set	80	KT3-499S	Powdered Metal Crank Sprocket; w/.405" tooth width sprocket; (1) 222-499; (1) 223-390; (1) 223-391
	1	Timing Chain	80	222-499	Use w/.405" tooth width sprocket; 46 Links
	1	Crank Sprocket	80	223-391	Powdered metal; .405" tooth width sprocket; 18 Teeth
	1	Cam Sprocket	80	223-390	.405" tooth width sprocket; 36 Teeth
	1	Cam Sprocket	80	223-390N	Nylon; .405" tooth width sprocket; 36 Teeth
	QTY	CAMSHAFT/LIFTER	YEARS	PART NO.	DESCRIPTION
	1	Performance Cam	80	CS-1103R	Emissions Legal Cam; CARB E.O. No. D-292-1; Pro-1500 Perf. Cam; 0.42" Exh. Valve Lift, 0.398" Int. Valve Lift, Hydraulic, (050) Duration at .050 Lobe Lift, 204 Exh., 194 Int., 112 Degrees Lobe Separation
	1	Performance Cam	80	CS-1014R	Emissions Legal Cam; CARB E.O. No. D-292-1; Pro-2000 Perf. Cam; 0.443" Exh. Valve Lift, 0.42" Int. Valve Lift, Hydraulic, (050) Duration at .050 Lobe Lift, 214 Exh., 204 Int., 112 Degrees Lobe Separation
	1	Performance Cam	80	CS-1106R	Emissions Legal Cam; CARB E.O. No. D-292-1; Pro-3000 Perf. Cam; 0.465" Exh. Valve Lift, 0.443" Int. Valve Lift, Hydraulic, (050) Duration at .050 Lobe Lift, 224 Exh., 214 Int., 112 Degrees Lobe Separation
	1	Performance Cam	80	CS-1095R	Pro-3000 Perf. Cam; Use w/Hyd. lifters; 0.46" Exh. Valve Lift, 0.45" Int. Valve Lift, Hydraulic, (050) Duration at .050 Lobe Lift, 224 Exh., 224 Int., 114 Degrees Lobe Separation
	1	Prelube		55-403 Std Only	1.5 oz. packet
	1	Prelube		55-400 Std Only	4 oz. bottle; 1.5 oz. packet No. 55-403 also avail.
	16	Lifter	80	HT-817 Std Only	Hyd.
	16	Lifter	80	HT-817R Std Only	Speed-Pro Hi-Revolution Hyd.
	16	Lifter, Bulk	80	HT-817B Std Only	Hyd.; Carton of 128
16	Lifter, Bulk	80	HT-817RB Std Only	Speed-Pro Hi-Revolution Hyd.; Carton of 128	
QTY	CAM KIT	YEARS	PART NO.	DESCRIPTION	
1	Cam/Lifter Kit	80	KC-1103R	Emissions Legal Cam; CARB E.O. No. D-292-1; Hyd.; Pro-1500 Perf. Cam; Duration at .050", 194 Int., 204 Exh.; Valve lift .398" Int., .420" Exh.; Lobe Separation 112 Degrees; (1) 55-403B; (1) CS-1103R; (16) HT-817	

(continued on next page)

GM Car (Incl. Buick, Cad., Chev., Olds., Pontiac)

304 350 5.7L (5736cc) OHV V8 (16 Valve) (Chevrolet), 4" Bore (GMC Eng.), 4 Bbl. "VIN 6" 1980
(cont.)

QTY	CAM KIT (cont.)	YEARS	PART NO.	DESCRIPTION
1	Cam/Lifter Kit	80	KC-1014R	Emissions Legal Cam; CARB E.O. No. D-292-1; Hyd.; Pro-2000 Perf. Cam; Duration at .050", 204 Int., 214 Exh.; Valve lift .420" Int., .443" Exh.; Lobe Separation 112 Degrees; (1) 55-403B; (1) CS-1014R; (16) HT-817
1	Cam/Lifter Kit	80	KC-1106R	Emissions Legal Cam; CARB E.O. No. D-292-1; Hyd.; Pro-3000 Perf. Cam; Duration at .050", 214 Int., 224 Exh.; Valve lift .443" Int., .465" Exh.; Lobe Separation 112 Degrees; (1) 55-403B; (1) CS-1106R; (16) HT-817
1	Cam/Lifter Kit	80	KC-1095R	Hyd.; Pro-3000 Perf. Cam; Duration at .050", 224 Int., 224 Exh.; (1) 55-403B; (1) CS-1095R; (16) HT-817
QTY	PUSH ROD	YEARS	PART NO.	DESCRIPTION
16	Push Rod	80	RP-3093 Std Only	7.7940" O.A.L.
16	Push Rod	80	RP-3212R Std-100-150-200	Chrome-Moly; 7.7900" O.A.L.
16	Push Rod, Bulk	80	BRP-3093 Std Only	Carton of 100; 7.7940" O.A.L.
16	Push Rod, Bulk	80	BRP-3212R Std-100	Chrome-Moly; Carton of 100; 7.7900" O.A.L.
8	Push Rod Guide Plate	80	MR-1930 Std Only	Speed-Pro flat guide plate for 3/8" dia. push rods; Requires screw-in studs
8	Push Rod Guide Plate	80	MR-1896 Std Only	Speed-Pro flat guide plate for 5/16" dia. push rods; Requires screw-in studs
8	Push Rod Guide Plate	80	MR-1892 Std Only	Speed-Pro stepped guide plate for 3/8" dia. push rods; Requires screw-in studs
8	Push Rod Guide Plate	80	MR-1891 Std Only	Speed-Pro stepped guide plate for 5/16" dia. push rods; Requires screw-in studs
QTY	ROCKER PARTS	YEARS	PART NO.	DESCRIPTION
16	Arm Assy.	80	R-826 Std Only	Incl. arm, ball & nut
16	Arm Assy.	80	R-865R Std Only	Speed-Pro 1.5 ratio stamped steel, long slot; Incl. H/D 4 groove ball & nut
16	Arm Assy.	80	R-1024R Std Only	Speed-Pro 1.5 ratio stamped steel, rlr. tip, long slot; Incl. H/D 4 groove ball & nut
16	Arm Assy.	80	R-952R Std Only	Speed-Pro 1.6 ratio stamped steel, long slot; Incl. H/D 4 groove ball & nut
16	Arm Assy.	80	R-1025R Std Only	Speed-Pro 1.6 ratio stamped steel, rlr. tip, long slot; Incl. H/D 4 groove ball & nut
16	Arm Assy., Bulk	80	R-826B Std Only	Incl. arm, ball & nut; Carton of 64
16	Arm Assy., Bulk	80	R-865RB Std Only	Speed-Pro 1.5 ratio stamped steel, long slot; Incl. ball & nut; Carton of 64
16	Arm	80	R-826A Std Only	
16	Rocker Arm Ball	80	MR-1783 Std Only	
16	Rocker Arm Ball	80	MR-1822 Std Only	H/D 4 groove ball
16	Nut	80	MR-1751 Std Only	Self-locking, 3/8" x 24 threads
16	Stud	80	MR-1752 Std Only	.003" O/S; 3/8" x 24 x 2.495"
16	Stud	80	MR-1949 Std Only	.372" x 24 x 2.495"
16	Stud	80	MR-1865RS Std Only	Speed-Pro 3/8" dia. Perf. screw-in stud; requires head machining
QTY	VALVE	YEARS	PART NO.	DESCRIPTION
8	Exhaust	80	V-1888X Std Only	Chrome plated stem; Stellite face; 1.5000" Head Dia., 0.3412" Stem Dia., 4.9230" O.A.L.
8	Intake	80	V-1926 Std-3-15	Chrome plated stem; 1.9400" Head Dia., 0.3414" Stem Dia., 4.8800" O.A.L.
8	Intake	80	V-1926Y 15 15	Chrome plated stem; w/.708" reduced end length; 1.9400" Head Dia., 0.3564" Stem Dia., 4.8800" O.A.L.
8	Intake, Bulk	80	V-1926B Std-15	Chrome plated stem; Carton of 25; 1.9400" Head Dia., 0.3410" Stem Dia., 4.8800" O.A.L.
QTY	VALVE GUIDE	YEARS	PART NO.	DESCRIPTION
8	Guide	80	VG-5005H Std Only	Loc. Exh.; w/Cast iron head; Hardened; 0.3430" ID, 2.2500" O.A.L
8	Guide	80	VG-5005 Std Only	Loc. Exh.; w/Cast iron head; Plain; 0.3430" ID, 2.2500" O.A.L
8	Guide	80	VG-5005T Std Only	Loc. Exh.; w/Cast iron head; Threaded; 0.3425" ID, 2.2500" O.A.L
8	Guide	80	VG-5038 Std Only	Loc. Int.; w/Cast iron head; 0.3430" ID, 2.1200" O.A.L
8	Guide, Bulk	80	VG-5005B Std Only	Loc. Exh.; w/Cast iron head; Plain; Carton of 50; 0.3430" ID, 2.2500" O.A.L
8	Guide, Bulk	80	VG-5005TB Std Only	Loc. Exh.; w/Cast iron head; Threaded; Carton of 50; 0.3425" ID, 2.2500" O.A.L
8	Guide, Bulk	80	VG-5038B Std Only	Loc. Int.; w/Cast iron head; Carton of 50; 0.3430" ID, 2.1200" O.A.L
QTY	VALVE SPRING	YEARS	PART NO.	DESCRIPTION
8	Spring	80	VS-677 Std Only	Loc. Exh.; Incl. damper; 2.0300" Free Height
8	Spring	80	VS-739R Std Only	Loc. Exh.; Optional-H/D; 2.0000" Free Height
8	Spring	80	VS-677 Std Only	Loc. Int.; Incl. damper; 2.0300" Free Height
8	Spring	80	VS-739R Std Only	Loc. Int.; Optional-H/D; 2.0000" Free Height

VALVE TRAIN

VALVE TRAIN

(continued on next page)

GM Car (Incl. Buick, Cad., Chev., Olds., Pontiac)

350 5.7L (5736cc) OHV V8 (16 Valve) (Chevrolet), 4" Bore (GMC Eng.), 4 Bbl. "VIN 6" 1980 304 (cont.)

	QTY	VALVE SPRING (cont.)	YEARS	PART NO.	DESCRIPTION
VALVE TRAIN	8	Spring, Bulk	80	VS-677B Std Only	Loc. Exh.; Incl. damper; Carton of 250; 2.0300" Free Height
	8	Spring, Bulk	80	VS-739RB Std Only	Loc. Exh.; Optional-H/D; Carton of 300; 2.0000" Free Height
	8	Spring, Bulk	80	VS-677B Std Only	Loc. Int.; Incl. damper; Carton of 250; 2.0300" Free Height
	8	Spring, Bulk	80	VS-739RB Std Only	Loc. Int.; Optional-H/D; Carton of 300; 2.0000" Free Height
	8	Valve Stem Seal	80	ST-2003 Std Only	Loc. Exh.; Sealed Power Premium design; Positive type; Installation requires valve guide machining; (RBB) Rubber
	8	Valve Stem Seal	80	MV-1233C Std Only	Loc. Exhaust; O-Ring; (RBB) Rubber
	8	Valve Stem Seal	80	MV-1598C Std Only	Loc. Exhaust; Umbrella type; (RBB) Rubber
	8	Valve Stem Seal	80	ST-2003 Std Only	Loc. Int.; Sealed Power Premium design; Positive type; Installation requires valve guide machining; (RBB) Rubber
	8	Valve Stem Seal	80	MV-1233C Std Only	Loc. Intake; O-Ring; (RBB) Rubber
	8	Valve Stem Seal	80	MV-1598C Std Only	Loc. Intake; Umbrella type; (RBB) Rubber
	8	Valve Stem Seal Bulk	80	ST-2003BC Std Only	Loc. Exh.; Sealed Power Premium design; Positive type; Installation requires valve guide machining; Carton of 100; (RBB) Rubber
	8	Valve Stem Seal Bulk	80	MV-1233 Std Only	Loc. Exhaust; O-Ring; Carton of 100; (RBB) Rubber
8	Valve Stem Seal Bulk	80	MV-1598 Std Only	Loc. Exhaust; Umbrella type; Carton of 100; (RBB) Rubber	
8	Valve Stem Seal Bulk	80	ST-2003BC Std Only	Loc. Int.; Sealed Power Premium design; Positive type; Installation requires valve guide machining; Carton of 100; (RBB) Rubber	
8	Valve Stem Seal Bulk	80	MV-1233 Std Only	Loc. Intake; O-Ring; Carton of 100; (RBB) Rubber	
8	Valve Stem Seal Bulk	80	MV-1598 Std Only	Loc. Intake; Umbrella type; Carton of 100; (RBB) Rubber	
VALVE TRAIN	8	Seat	80	245-1562-1 Std Only	Loc. Exh.; 1.5675" OD, 1.3125" ID, 0.2160" Depth
	8	Seat	80	245-1562-1N Std Only	Loc. Exh.; Premium Material; 1.5675" OD, 1.3125" ID, 0.2160" Depth
	8	Seat	80	245-2125-1 Std Only	Loc. Int.; 2.1305" OD, 1.8125" ID, 0.2480" Depth
	32	Keeper	80	VK-115A Std Only	1 groove; Square cut key groove; Carton pack 24
32	Keeper	80	VK-115 Std Only	1 groove; Square cut key groove; Carton pack 32	
32	Keeper	80	VK-115R Std Only	1 groove; Square cut key groove; Hardened	
32	Keeper, Bulk	80	VK-115B Std Only	1 groove; Square cut key groove; Carton of 1000	
16	Spring Insert	80	259-203C Std Only	.015"; Carton of 100	
16	Spring Insert	80	259-203B Std Only	.030"; Carton of 100	
16	Spring Insert	80	259-203BRS Std Only	.030"; Carton of 500	
16	Spring Insert	80	259-203A Std Only	.060"; Carton of 100	
16	Spring Insert	80	259-203ARS Std Only	.060"; Carton of 500	
BLOCK	8	Cast Piston	80	H423DCP * Std-20-30-40-60-80	Hypereutectic; w/machined valve reliefs and circlip grooves; Use w/LR-63 lock ring for floated applications; .9275" Pin Dia.; 2 Rings 5/64 Groove, 1 Ring 3/16 Groove, 1.548 CD, .098 dish, 4 reliefs; Use w/Lock Ring LR-63; DUROSHIELD® skirt coated piston
	8	Cast Piston	80	H423ACP 40 + 40-60-80	Hypereutectic; w/machined valve reliefs and circlip grooves; Use w/LR-63 lock ring for floated applications; .9275" Pin Dia.; 2 Rings 5/64 Groove, 1 Ring 3/16 Groove, 1.548 CD, Recessed Head .098" deep x 2.771" dia. w/4 valve reliefs; DUROSHIELD® skirt coated piston; Superseded - When depleted use H423DCP 40
	8	Cast Piston	80	H423NP 20 20	Perf. or reg. duty operation; Not O.E. duplicate Wt.; Use in sets only; Hypereutectic; .9275" Pin Dia.; 2 Rings 5/64 Groove, 1 Ring 3/16 Groove, 1.540 CD, .100 dish, 4 reliefs
	8	Cast Piston - Individual	80	WH423DCP Std-20-30-40-60	Hypereutectic; w/machined valve reliefs and circlip grooves; Use w/LR-63 lock ring for floated applications; .9275" Pin Dia.; 2 Rings 5/64 Groove, 1 Ring 3/16 Groove, 1.548 CD, .098 dish, 4 reliefs; Use w/Lock Ring LR-63; DUROSHIELD® skirt coated piston
	8	Cast Piston - Individual	80	WH423ACP + Std-20-30-40-60	Hypereutectic; w/machined valve reliefs and circlip grooves; Use w/LR-63 lock ring for floated applications; .9275" Pin Dia.; 2 Rings 5/64 Groove, 1 Ring 3/16 Groove, 1.548 CD, Recessed Head .098" deep x 2.771" dia. w/4 valve reliefs; DUROSHIELD® skirt coated piston; Superseded - When depleted use WH423DCP
	1	Cast Piston Set w/Prem. Rings	80	8KH423ACP 30 + 30-40-60	Hypereutectic; w/machined valve reliefs and circlip grooves; Use w/LR-63 lock ring for floated applications; .9275" Pin Dia.; 2 Rings 5/64 Groove, 1 Ring 3/16 Groove, 1.548 CD, Recessed Head .098" deep x 2.771" dia. w/4 valve reliefs; DUROSHIELD® skirt coated piston; Superseded - When depleted use 8KH423DCP 30

(continued on next page)

GM Car (Incl. Buick, Cad., Chev., Olds., Pontiac)

304 350 5.7L (5736cc) OHV V8 (16 Valve) (Chevrolet), 4" Bore (GMC Eng.), 4 Bbl. "VIN 6" 1980
(cont.)

QTY	PISTON (cont.)	YEARS	PART NO.	DESCRIPTION	
1	Cast Piston Set w/Prem. Rings	80	8KH423DCP 30 30-40-60	Hypereutectic; w/machined valve reliefs and circlip grooves; Use w/LR-63 lock ring for floated applications; .9275" Pin Dia.; 2 Rings 5/64 Groove, 1 Ring 3/16 Groove, Recessed Head .098" deep x 2.771" dia. w/4 valve reliefs; DUROSHIELD® skirt coated piston	
QTY	RINGS	YEARS	PART NO.	DESCRIPTION	
1	Premium Set	80	E-251KC Std-20-30-40-60	2-5/64, 1-3/16; Premium Chrome	
1	Premium Set	80	E-251K Std-10-20-30-40-60	2-5/64, 1-3/16; Premium Moly	
1	Premium Set	80	R-9903 Std-20-30-60	2-5/64, 1-3/16; Speed-Pro plasma-moly Perf. ring set	
1	Standard Set	80	E-251X Std-10-20-30-40-60-80	2-5/64, 1-3/16; Iron	
8	Premium Single Cylinder Set	80	WE-251K Std-30-40-60	2-5/64, 1-3/16; Premium Moly	
8	Standard Single Cylinder Set	80	WE-251X Std-30-40-60	2-5/64, 1-3/16; Iron	
QTY	ENGINE BEARINGS	YEARS	PART NO.	DESCRIPTION	
1	Main Set	80	4663M Std-1-2-10-20-30-40-60		
1	Main Set	80	6688M 10 10-20-30	.020" O/S length flange brg.	
1	Main Set	80	4663MA Std-1-2-10-20-30-40-60	A-Series aluminum bearings	
1	Main Set	80	7329MA 10 10-20	A-Series aluminum bearings; .010" O/S length flange brg.	
1	Main Set	80	7274MA 10X20 10X20	A-Series aluminum bearings; w/.020" O/S OD	
1	Main Set	80	139M Std-1-1X-9-10-11-20-21-30	Race Performance; 3/4 grooved	
1	Main Set	80	C139M Std-1-1X-10-20-30	Race Performance; 3/4 grooved; DUROSHIELD® coated bearings	
1	Rod Set	80	8-2555CP Std-1-10-20-30-40-50	8-2555CA 60 avail. as unplated & resizeable; Overplated copper-lead alloy	
1	Rod Set	80	8-2555A Std-1-10-20-30-40-50-60	A-Series aluminum bearings	
1	Rod Set	80	8-2555A 10X2 10X2-20X2-30X2-40X2	A-Series aluminum bearings; Use in .002" O/S Rod Bore	
1	Rod Set	80	8-7095CH Std-1-10-20-30	Race Performance	
1	Rod Set	80	8-7100CH Std-1-1X-9-10-11-19-20-21-30	Race Performance; Chamfered on one side	
1	Rod Set	80	C8-7100CH Std-1-1X-10-20-30	Race Performance; DUROSHIELD® coated bearings; w/o Dowel hole; Chamfered on one side	
1	Rod Set	80	8-2555CA 60 60	Unplated & resizeable	
1	Rod Set	80	8-2555CP 10X2 + 10X2-20X2	Use in .002" O/S Rod Bore; Overplated copper-lead alloy; Superseded - When depleted use 8-2555A 10X2	
8	Rod Pair	80	2555A Std-1-2-10-20-30-40-50-60	A-Series aluminum bearings	
8	Rod Pair	80	2555CP Std-1-2-10-20-30-40-50	Overplated copper-lead alloy	
8	Rod Pair	80	7100CH Std-1-1X-10-20-30	Race Performance; Chamfered on one side	
8	Rod Pair	80	2555CA 60 60	Unplated & resizeable	
8	Rod Pair	80	2555CP 10X2 + 10X2-20X2	Use in .002" O/S Rod Bore; Superseded - When depleted use 2555A 10X2	
1	Cam Set	80	1750M Std Only	2.030" housing bore	
1	Cam Set	80	1235M Std-1-10	Babbitt material; Full round design	
1	Cam Set	80	1749M Std Only	Bi-Metal Aluminum	
1	Cam Set	80	2100M Std Only	Race Performance	
QTY	OIL PUMP	YEARS	PART NO.	DESCRIPTION	
1	Oil Pump	80	224-4146A	High Pressure; 5/8" inlet	
1	Oil Pump	80	224-4143	High Volume, check pan for clearance; 5/8" inlet; Use shaft w/steel guide	
1	Inter. Shaft	80	224-6146E	Has steel shaft guide; Eliminates nylon shaft guide	
1	Inter. Shaft	80	224-6146	Use w/nylon shaft guide	
1	Oil Pump Shaft Guide	80	224-43343	Nylon	
QTY	GASKETS	YEARS	PART NO.	DESCRIPTION	
1	Kit Gasket Set	80	260-1045	Head bolts not incl.; Premium valve stem seals incl.	
1	Kit Gasket Set	80	260-1079	Premium set; Hi-Perf.; Header gskts. incl.; Complete set	
2	Head Bolt Set	80	260-2500 Std Only	Replacement recommended	
QTY	FREEZE PLUGS	YEARS	PART NO.	DESCRIPTION	
1	Brass Block Plug Kit	80	381-8007		
1	Steel Block Plug Kit	80	381-4011		
1	Brass Deep Cup Freeze Plug	80	381-9001	VINTAGE; 1.625" Diameter	
1	Steel Deep Cup Freeze Plug	80	381-3095	0.500" Diameter	
1	Steel Deep Cup Freeze Plug	80	381-3041	1.625" Diameter	
1	Steel Shallow Cup Freeze Plug	80	381-2078	2.109" Diameter	
RE-RING KIT				PREMIUM	ECONOMY
YEARS	DESCRIPTION			KIT NO.	KIT NO.
80	Incl. A-Series aluminum bearings; Premium valve stem seals incl.	Re-ring		205-658	205-158

BLOCK

BLOCK

(continued on next page)

GM Car (Incl. Buick, Cad., Chev., Olds., Pontiac)

350 5.7L (5736cc) OHV V8 (16 Valve) (Chevrolet), 4" Bore (GMC Eng.), 4 Bbl. "VIN 6" 1980 304
(cont.)

	RE-RING KIT (cont.)	PREMIUM	ECONOMY
YEARS	DESCRIPTION	KIT NO.	KIT NO.
80	Incl. A-Series aluminum bearings; Premium valve stem seals incl.	205-658M	205-158M

350 5.7L (5736cc) OHV V8 (16 Valve) (Chevrolet), 4" Bore (GMC Eng.), 4 Bbl. "VIN 8" 1980-1979 305

	QTY	TIMING	YEARS	PART NO.	DESCRIPTION
	1	3 Piece Set	80	KT3-163S	H/D; Incl. double rlr. type chain; (1) 222-163; (1) 223-288; (1) 223-289
	1	3 Piece Set	80-79	KT3-499S	Powdered Metal Crank Sprocket; w/.405" tooth width sprocket; (1) 222-499; (1) 223-390; (1) 223-391
	1	Timing Chain	80	222-163	H/D; Double rlr.; 58 Links
	1	Timing Chain	80-79	222-499	Use w/.405" tooth width sprocket; 46 Links
	1	Crank Sprocket	80	223-289	H/D; Double row; 22 Teeth
	1	Crank Sprocket	80-79	223-391	Powdered metal; .405" tooth width sprocket; 18 Teeth
	1	Cam Sprocket	80-79	223-390	.405" tooth width sprocket; 36 Teeth
	1	Cam Sprocket	80	223-288	H/D; Double row; 44 Teeth
	1	Cam Sprocket	80-79	223-390N	Nylon; .405" tooth width sprocket; 36 Teeth
	QTY	CAMSHAFT/LIFTER	YEARS	PART NO.	DESCRIPTION
	1	Performance Cam	80-79	CS-1103R	Emissions Legal Cam; CARB E.O. No. D-292-1; Pro-1500 Perf. Cam; 0.42" Exh. Valve Lift, 0.398" Int. Valve Lift, Hydraulic, (050) Duration at .050 Lobe Lift, 204 Exh., 194 Int., 112 Degrees Lobe Separation
	1	Performance Cam	80-79	CS-1014R	Emissions Legal Cam; CARB E.O. No. D-292-1; Pro-2000 Perf. Cam; 0.443" Exh. Valve Lift, 0.42" Int. Valve Lift, Hydraulic, (050) Duration at .050 Lobe Lift, 214 Exh., 204 Int., 112 Degrees Lobe Separation
	1	Performance Cam	80-79	CS-1106R	Emissions Legal Cam; CARB E.O. No. D-292-1; Pro-3000 Perf. Cam; 0.465" Exh. Valve Lift, 0.443" Int. Valve Lift, Hydraulic, (050) Duration at .050 Lobe Lift, 224 Exh., 214 Int., 112 Degrees Lobe Separation
	1	Performance Cam	80-79	CS-1095R	Pro-3000 Perf. Cam; Use w/Hyd. lifters; 0.46" Exh. Valve Lift, 0.45" Int. Valve Lift, Hydraulic, (050) Duration at .050 Lobe Lift, 224 Exh., 224 Int., 114 Degrees Lobe Separation
	1	Prelube		55-403 Std Only	1.5 oz. packet
	1	Prelube		55-400 Std Only	4 oz. bottle; 1.5 oz. packet No. 55-403 also avail.
	16	Lifter	80-79	HT-817 Std Only	Hyd.
	16	Lifter	80-79	HT-817R Std Only	Speed-Pro Hi-Revolution Hyd.
	16	Lifter, Bulk	80-79	HT-817B Std Only	Hyd.; Carton of 128
	16	Lifter, Bulk	80-79	HT-817RB Std Only	Speed-Pro Hi-Revolution Hyd.; Carton of 128
	QTY	CAM KIT	YEARS	PART NO.	DESCRIPTION
	1	Cam/Lifter Kit	80-79	KC-1103R	Emissions Legal Cam; CARB E.O. No. D-292-1; Hyd.; Pro-1500 Perf. Cam; Duration at .050", 194 Int., 204 Exh.; Valve lift .398" Int., .420" Exh.; Lobe Separation 112 Degrees; (1) 55-403B; (1) CS-1103R; (16) HT-817
	1	Cam/Lifter Kit	80-79	KC-1014R	Emissions Legal Cam; CARB E.O. No. D-292-1; Hyd.; Pro-2000 Perf. Cam; Duration at .050", 204 Int., 214 Exh.; Valve lift .420" Int., .443" Exh.; Lobe Separation 112 Degrees; (1) 55-403B; (1) CS-1014R; (16) HT-817
	1	Cam/Lifter Kit	80-79	KC-1106R	Emissions Legal Cam; CARB E.O. No. D-292-1; Hyd.; Pro-3000 Perf. Cam; Duration at .050", 214 Int., 224 Exh.; Valve lift .443" Int., .465" Exh.; Lobe Separation 112 Degrees; (1) 55-403B; (1) CS-1106R; (16) HT-817
	1	Cam/Lifter Kit	80-79	KC-1095R	Hyd.; Pro-3000 Perf. Cam; Duration at .050", 224 Int., 224 Exh.; (1) 55-403B; (1) CS-1095R; (16) HT-817
	QTY	PUSH ROD	YEARS	PART NO.	DESCRIPTION
	16	Push Rod	80-79	RP-3093 Std Only	7.7940" O.A.L.
	16	Push Rod	80-79	RP-3212R Std-100-150-200	Chrome-Moly; 7.7900" O.A.L.
	16	Push Rod, Bulk	80-79	BRP-3093 Std Only	Carton of 100; 7.7940" O.A.L.
	16	Push Rod, Bulk	80-79	BRP-3212R Std-100	Chrome-Moly; Carton of 100; 7.7900" O.A.L.
	8	Push Rod Guide Plate	80-79	MR-1930 Std Only	Speed-Pro flat guide plate for 3/8" dia. push rods; Requires screw-in studs
	8	Push Rod Guide Plate	80-79	MR-1896 Std Only	Speed-Pro flat guide plate for 5/16" dia. push rods; Requires screw-in studs
	8	Push Rod Guide Plate	80-79	MR-1892 Std Only	Speed-Pro stepped guide plate for 3/8" dia. push rods; Requires screw-in studs
	8	Push Rod Guide Plate	80-79	MR-1891 Std Only	Speed-Pro stepped guide plate for 5/16" dia. push rods; Requires screw-in studs
	QTY	ROCKER PARTS	YEARS	PART NO.	DESCRIPTION
	16	Arm Assy.	80-79	R-826 Std Only	Incl. arm, ball & nut
	16	Arm Assy.	80-79	R-865R Std Only	Speed-Pro 1.5 ratio stamped steel, long slot; Incl. H/D 4 groove ball & nut

VALVE TRAIN

VALVE TRAIN

(continued on next page)

GM Car (Incl. Buick, Cad., Chev., Olds., Pontiac)

305 350 5.7L (5736cc) OHV V8 (16 Valve) (Chevrolet), 4" Bore (GMC Eng.), 4 Bbl. "VIN 8" 1980-1979
(cont.)

QTY	ROCKER PARTS (cont.)	YEARS	PART NO.	DESCRIPTION
16	Arm Assy.	80-79	R-1024R Std Only	Speed-Pro 1.5 ratio stamped steel, rlr. tip, long slot; Incl. H/D 4 groove ball & nut
16	Arm Assy.	80-79	R-952R Std Only	Speed-Pro 1.6 ratio stamped steel, long slot; Incl. H/D 4 groove ball & nut
16	Arm Assy.	80-79	R-1025R Std Only	Speed-Pro 1.6 ratio stamped steel, rlr. tip, long slot; Incl. H/D 4 groove ball & nut
16	Arm Assy., Bulk	80-79	R-826B Std Only	Incl. arm, ball & nut; Carton of 64
16	Arm Assy., Bulk	80-79	R-865RB Std Only	Speed-Pro 1.5 ratio stamped steel, long slot; Incl. ball & nut; Carton of 64
16	Arm	80-79	R-826A Std Only	
16	Rocker Arm Ball	80-79	MR-1783 Std Only	
16	Rocker Arm Ball	80-79	MR-1822 Std Only	H/D 4 groove ball
16	Nut	80-79	MR-1751 Std Only	Self-locking, 3/8" x 24 threads
16	Stud	80-79	MR-1752 Std Only	.003" O/S; 3/8" x 24 x 2.495"
16	Stud	80-79	MR-1949 Std Only	.372" x 24 x 2.495"
16	Stud	80-79	MR-1865RS Std Only	Speed-Pro 3/8" dia. Perf. screw-in stud; requires head machining
QTY	VALVE	YEARS	PART NO.	DESCRIPTION
8	Exhaust	80-79	V-1888X Std Only	Chrome plated stem; Stellite face; 1.5000" Head Dia., 0.3412" Stem Dia., 4.9230" O.A.L.
8	Intake	80-79	V-1926 Std-3-15	Chrome plated stem; 1.9400" Head Dia., 0.3414" Stem Dia., 4.8800" O.A.L.
8	Intake	80-79	V-1926Y 15 15	Chrome plated stem; w/.708" reduced end length; 1.9400" Head Dia., 0.3564" Stem Dia., 4.8800" O.A.L.
8	Intake, Bulk	80-79	V-1926B Std-15	Chrome plated stem; Carton of 25; 1.9400" Head Dia., 0.3410" Stem Dia., 4.8800" O.A.L.
QTY	VALVE GUIDE	YEARS	PART NO.	DESCRIPTION
8	Guide	80-79	VG-5005H Std Only	Loc. Exh.; w/Cast iron head; Hardened; 0.3430" ID, 2.2500" O.A.L
8	Guide	80-79	VG-5005 Std Only	Loc. Exh.; w/Cast iron head; Plain; 0.3430" ID, 2.2500" O.A.L
8	Guide	80-79	VG-5005T Std Only	Loc. Exh.; w/Cast iron head; Threaded; 0.3425" ID, 2.2500" O.A.L
8	Guide	80-79	VG-5038 Std Only	Loc. Int.; w/Cast iron head; 0.3430" ID, 2.1200" O.A.L
8	Guide, Bulk	80-79	VG-5005B Std Only	Loc. Exh.; w/Cast iron head; Plain; Carton of 50; 0.3430" ID, 2.2500" O.A.L
8	Guide, Bulk	80-79	VG-5005TB Std Only	Loc. Exh.; w/Cast iron head; Threaded; Carton of 50; 0.3425" ID, 2.2500" O.A.L
8	Guide, Bulk	80-79	VG-5038B Std Only	Loc. Int.; w/Cast iron head; Carton of 50; 0.3430" ID, 2.1200" O.A.L
QTY	VALVE SPRING	YEARS	PART NO.	DESCRIPTION
8	Spring	80-79	VS-677 Std Only	Loc. Exh.; Incl. damper; 2.0300" Free Height
8	Spring	80-79	VS-739R Std Only	Loc. Exh.; Optional-H/D; 2.0000" Free Height
8	Spring	80-79	VS-677 Std Only	Loc. Int.; Incl. damper; 2.0300" Free Height
8	Spring	80-79	VS-739R Std Only	Loc. Int.; Optional-H/D; 2.0000" Free Height
8	Spring, Bulk	80-79	VS-677B Std Only	Loc. Exh.; Incl. damper; Carton of 250; 2.0300" Free Height
8	Spring, Bulk	80-79	VS-739RB Std Only	Loc. Exh.; Optional-H/D; Carton of 300; 2.0000" Free Height
8	Spring, Bulk	80-79	VS-677B Std Only	Loc. Int.; Incl. damper; Carton of 250; 2.0300" Free Height
8	Spring, Bulk	80-79	VS-739RB Std Only	Loc. Int.; Optional-H/D; Carton of 300; 2.0000" Free Height
QTY	VALVE SEAL	YEARS	PART NO.	DESCRIPTION
8	Valve Stem Seal	80-79	ST-2003 Std Only	Loc. Exh.; Sealed Power Premium design; Positive type; Installation requires valve guide machining; (RBB) Rubber
8	Valve Stem Seal	80-79	MV-1233C Std Only	Loc. Exhaust; O-Ring; (RBB) Rubber
8	Valve Stem Seal	80-79	MV-1598C Std Only	Loc. Exhaust; Umbrella type; (RBB) Rubber
8	Valve Stem Seal	80-79	ST-2003 Std Only	Loc. Int.; Sealed Power Premium design; Positive type; Installation requires valve guide machining; (RBB) Rubber
8	Valve Stem Seal	80-79	MV-1233C Std Only	Loc. Intake; O-Ring; (RBB) Rubber
8	Valve Stem Seal	80-79	MV-1598C Std Only	Loc. Intake; Umbrella type; (RBB) Rubber
8	Valve Stem Seal Bulk	80-79	ST-2003BC Std Only	Loc. Exh.; Sealed Power Premium design; Positive type; Installation requires valve guide machining; Carton of 100; (RBB) Rubber
8	Valve Stem Seal Bulk	80-79	MV-1233 Std Only	Loc. Exhaust; O-Ring; Carton of 100; (RBB) Rubber
8	Valve Stem Seal Bulk	80-79	MV-1598 Std Only	Loc. Exhaust; Umbrella type; Carton of 100; (RBB) Rubber
8	Valve Stem Seal Bulk	80-79	ST-2003BC Std Only	Loc. Int.; Sealed Power Premium design; Positive type; Installation requires valve guide machining; Carton of 100; (RBB) Rubber
8	Valve Stem Seal Bulk	80-79	MV-1233 Std Only	Loc. Intake; O-Ring; Carton of 100; (RBB) Rubber
8	Valve Stem Seal Bulk	80-79	MV-1598 Std Only	Loc. Intake; Umbrella type; Carton of 100; (RBB) Rubber
QTY	VALVE SEAT	YEARS	PART NO.	DESCRIPTION
8	Seat	80-79	245-1562-1 Std Only	Loc. Exh.; 1.5675" OD, 1.3125" ID, 0.2160" Depth

(continued on next page)

GM Car (Incl. Buick, Cad., Chev., Olds., Pontiac)

350 5.7L (5736cc) OHV V8 (16 Valve) (Chevrolet), 4" Bore (GMC Eng.), 4 Bbl. "VIN 8" 1980-1979 305 (cont.)

QTY	VALVE SEAT (cont.)	YEARS	PART NO.	DESCRIPTION
8	Seat	80-79	245-1562-1N Std Only	Loc. Exh.; Premium Material; 1.5675" OD, 1.3125" ID, 0.2160" Depth
8	Seat	80-79	245-2125-1 Std Only	Loc. Int.; 2.1305" OD, 1.8125" ID, 0.2480" Depth
QTY	VALVE, MISC	YEARS	PART NO.	DESCRIPTION
32	Keeper	80-79	VK-115A Std Only	1 groove; Square cut key groove; Carton pack 24
32	Keeper	80-79	VK-115 Std Only	1 groove; Square cut key groove; Carton pack 32
32	Keeper	80-79	VK-115R Std Only	1 groove; Square cut key groove; Hardened
32	Keeper, Bulk	80-79	VK-115B Std Only	1 groove; Square cut key groove; Carton of 1000
16	Spring Insert	80-79	259-203C Std Only	.015"; Carton of 100
16	Spring Insert	80-79	259-203B Std Only	.030"; Carton of 100
16	Spring Insert	80-79	259-203BRS Std Only	.030"; Carton of 500
16	Spring Insert	80-79	259-203A Std Only	.060"; Carton of 100
16	Spring Insert	80-79	259-203ARS Std Only	.060"; Carton of 500
QTY	PISTON	YEARS	PART NO.	DESCRIPTION
8	Cast Piston	80-79	H423DCP * Std-20-30-40-60-80	Hypereutectic; w/machined valve reliefs and circlip grooves; Use w/LR-63 lock ring for floated applications; .9275" Pin Dia.; 2 Rings 5/64 Groove, 1 Ring 3/16 Groove, 1.548 CD, .098 dish, 4 reliefs; Use w/Lock Ring LR-63; DUROSHIELD® skirt coated piston
8	Cast Piston	80-79	H423ACP 40 + 40-60-80	Hypereutectic; w/machined valve reliefs and circlip grooves; Use w/LR-63 lock ring for floated applications; .9275" Pin Dia.; 2 Rings 5/64 Groove, 1 Ring 3/16 Groove, 1.548 CD, Recessed Head .098" deep x 2.771" dia. w/4 valve reliefs; DUROSHIELD® skirt coated piston; Superseded - When depleted use H423DCP 40
8	Cast Piston	80-79	H423NP 20 20	Perf. or reg. duty operation; Not O.E. duplicate Wt.; Use in sets only; Hypereutectic; .9275" Pin Dia.; 2 Rings 5/64 Groove, 1 Ring 3/16 Groove, 1.540 CD, .100 dish, 4 reliefs
8	Cast Piston - Individual	80-79	WH423DCP Std-20-30-40-60	Hypereutectic; w/machined valve reliefs and circlip grooves; Use w/LR-63 lock ring for floated applications; .9275" Pin Dia.; 2 Rings 5/64 Groove, 1 Ring 3/16 Groove, 1.548 CD, .098 dish, 4 reliefs; Use w/Lock Ring LR-63; DUROSHIELD® skirt coated piston
8	Cast Piston - Individual	80-79	WH423ACP + Std-20-30-40-60	Hypereutectic; w/machined valve reliefs and circlip grooves; Use w/LR-63 lock ring for floated applications; .9275" Pin Dia.; 2 Rings 5/64 Groove, 1 Ring 3/16 Groove, 1.548 CD, Recessed Head .098" deep x 2.771" dia. w/4 valve reliefs; DUROSHIELD® skirt coated piston; Superseded - When depleted use WH423DCP
1	Cast Piston Set w/Prem. Rings	80-79	8KH423ACP 30 + 30-40-60	Hypereutectic; w/machined valve reliefs and circlip grooves; Use w/LR-63 lock ring for floated applications; .9275" Pin Dia.; 2 Rings 5/64 Groove, 1 Ring 3/16 Groove, 1.548 CD, Recessed Head .098" deep x 2.771" dia. w/4 valve reliefs; DUROSHIELD® skirt coated piston; Superseded - When depleted use 8KH423DCP 30
1	Cast Piston Set w/Prem. Rings	80-79	8KH423DCP 30 30-40-60	Hypereutectic; w/machined valve reliefs and circlip grooves; Use w/LR-63 lock ring for floated applications; .9275" Pin Dia.; 2 Rings 5/64 Groove, 1 Ring 3/16 Groove, Recessed Head .098" deep x 2.771" dia. w/4 valve reliefs; DUROSHIELD® skirt coated piston
1	Cast Piston Set w/Prem. Rings	79	8KH618CP 30 30-40-60	Hypereutectic; 0.9275" Pin Dia.; 2 Rings 5/64 Groove, 1 Ring 3/16 Groove, 1.560 CD, Domed Head .125 high w/2 valve reliefs. DUROSHIELD® skirt coated piston.
1	POWERFORGED Piston Set w/Rings	79	8KL2256F 30 30-40-60	Powerforged; 0.9272" Pin Dia.; 2 Rings 5/64 Groove, 1 Ring 3/16 Groove, 1.563 CD, Flat Head w/4 valve reliefs. DUROSHIELD® skirt coated piston.
QTY	RINGS	YEARS	PART NO.	DESCRIPTION
1	Premium Set	80-79	E-251KC Std-20-30-40-60	2-5/64, 1-3/16; Premium Chrome
1	Premium Set	80-79	E-251K Std-10-20-30-40-60	2-5/64, 1-3/16; Premium Moly
1	Premium Set	80-79	R-9903 Std-20-30-60	2-5/64, 1-3/16; Speed-Pro plasma-moly Perf. ring set
1	Standard Set	80-79	E-251X Std-10-20-30-40-60-80	2-5/64, 1-3/16; Iron
8	Premium Single Cylinder Set	80-79	WE-251K Std-30-40-60	2-5/64, 1-3/16; Premium Moly
8	Standard Single Cylinder Set	80-79	WE-251X Std-30-40-60	2-5/64, 1-3/16; Iron
QTY	ENGINE BEARINGS	YEARS	PART NO.	DESCRIPTION
1	Main Set	80-79	4663M Std-1-2-10-20-30-40-60	
1	Main Set	80-79	6688M 10 10-20-30	.020" O/S length flange brg.
1	Main Set	80-79	4663MA Std-1-2-10-20-30-40-60	A-Series aluminum bearings
1	Main Set	80-79	7329MA 10 10-20	A-Series aluminum bearings; .010" O/S length flange brg.
1	Main Set	80-79	7274MA 10X20 10X20	A-Series aluminum bearings; w/.020" O/S OD
1	Main Set	80-79	139M Std-1-1X-9-10-11-20-21-30	Race Performance; 3/4 grooved

BLOCK

BLOCK

(continued on next page)

GM Car (Incl. Buick, Cad., Chev., Olds., Pontiac)

305 350 5.7L (5736cc) OHV V8 (16 Valve) (Chevrolet), 4" Bore (GMC Eng.), 4 Bbl. "VIN 8" 1980-1979
(cont.)

BLOCK	ENGINE BEARINGS					BLOCK
QTY	DESCRIPTION	YEARS	PART NO.	DESCRIPTION		
1	Main Set	80-79	C139M Std-1-1X-10-20-30	Race Performance; 3/4 grooved; DUROSHIELD® coated bearings		
1	Rod Set	80-79	8-2555CP Std-1-10-20-30-40-50	8-2555CA 60 avail. as unplated & resizeable; Overplated copper-lead alloy		
1	Rod Set	80-79	8-2555A Std-1-10-20-30-40-50-60	A-Series aluminum bearings		
1	Rod Set	80-79	8-2555A 10X2 10X2-20X2-30X2-40X2	A-Series aluminum bearings ; Use in .002" O/S Rod Bore		
1	Rod Set	80-79	8-7095CH Std-1-10-20-30	Race Performance		
1	Rod Set	80-79	8-7100CH Std-1-1X-9-10-11-19-20-21-30	Race Performance; Chamfered on one side		
1	Rod Set	80-79	C8-7100CH Std-1-1X-10-20-30	Race Performance; DUROSHIELD® coated bearings; w/o Dowel hole; Chamfered on one side		
1	Rod Set	80-79	8-2555CA 60 60	Unplated & resizeable		
1	Rod Set	80-79	8-2555CP 10X2 + 10X2-20X2	Use in .002" O/S Rod Bore; Overplated copper-lead alloy; Superseded - When depleted use 8-2555A 10X2		
8	Rod Pair	80-79	2555A Std-1-2-10-20-30-40-50-60	A-Series aluminum bearings		
8	Rod Pair	80-79	2555CP Std-1-2-10-20-30-40-50	Overplated copper-lead alloy		
8	Rod Pair	80-79	7100CH Std-1-1X-10-20-30	Race Performance; Chamfered on one side		
8	Rod Pair	80-79	2555CA 60 60	Unplated & resizeable		
8	Rod Pair	80-79	2555CP 10X2 + 10X2-20X2	Use in .002" O/S Rod Bore; Superseded - When depleted use 2555A 10X2		
1	Cam Set	80-79	1750M Std Only	2.030" housing bore		
1	Cam Set	80-79	1235M Std-1-10	Babbitt material; Full round design		
1	Cam Set	80-79	1749M Std Only	Bi-Metal Aluminum		
1	Cam Set	80-79	2100M Std Only	Race Performance		
QTY	OIL PUMP	YEARS	PART NO.	DESCRIPTION		
1	Oil Pump	80-79	224-4146A	High Pressure; 5/8" inlet		
1	Oil Pump	80-79	224-4143	High Volume, check pan for clearance; 5/8" inlet; Use shaft w/steel guide		
1	Inter. Shaft	80-79	224-6146E	Has steel shaft guide; Eliminates nylon shaft guide		
1	Inter. Shaft	80-79	224-6146	Use w/nylon shaft guide		
1	Oil Pump Shaft Guide	80-79	224-43343	Nylon		
1	Screen Assy.	79	224-1246	5/8" inlet tube		
QTY	GASKETS	YEARS	PART NO.	DESCRIPTION		
1	Kit Gasket Set	80	260-1045	Head bolts not incl.; Premium valve stem seals incl.		
1	Kit Gasket Set	80-79	260-1079	Premium set; Hi-Perf.; Header gskts. incl.; Complete set		
1	Kit Gasket Set	79	260-1000	VINTAGE; Head bolts not incl.		
1	Kit Gasket Set	79	260-1000BT	VINTAGE; Head bolts not incl.; PermaDryPlus® valve cover & oil pan gskts. incl.; PermaDryPlus® water outlet gskt. incl.		
2	Head Bolt Set	80-79	260-2500 Std Only	Replacement recommended		
QTY	FREEZE PLUGS	YEARS	PART NO.	DESCRIPTION		
1	Brass Block Plug Kit	80-79	381-8007			
1	Steel Block Plug Kit	80-79	381-4011			
1	Brass Deep Cup Freeze Plug	80-79	381-9001	VINTAGE; 1.625" Diameter		
1	Steel Deep Cup Freeze Plug	80-79	381-3095	0.500" Diameter		
1	Steel Deep Cup Freeze Plug	80-79	381-3041	1.625" Diameter		
1	Steel Shallow Cup Freeze Plug	80-79	381-2078	2.109" Diameter		
KITS	RE-RING KIT			PREMIUM KIT NO.	ECONOMY KIT NO.	KITS
80	YEARS	DESCRIPTION				
80		Incl. A-Series aluminum bearings ; Premium valve stem seals incl.	Re-ring	205-658	205-158	
80		Incl. A-Series aluminum bearings ; Premium valve stem seals incl.	Re-ring w/Mains	205-658M	205-158M	

306 350 5.7L (5736cc) OHV V8 (16 Valve) (Chevrolet), 4" Bore (GMC Eng.), 2 Bbl. "VIN H" 1978-1972

QTY	TIMING	YEARS	PART NO.	DESCRIPTION	
1	3 Piece Set	78-72	KT3-499S	Powdered Metal Crank Sprocket; w/.405" tooth width sprocket; (1) 222-499; (1) 223-390; (1) 223-391	
1	3 Piece Set	75	KT3-163S	H/D; Incl. double rlr. type chain; (1) 222-163; (1) 223-288; (1) 223-289	
1	3 Piece Set	74	KT3-163S	Chevrolet Bel Air Base, Camaro Base, Caprice Classic, Malibu Base, Classic, Monte Carlo Base; H/D; Incl. double rlr. type chain; (1) 222-163; (1) 223-288; (1) 223-289	
1	3 Piece Set	73	KT3-163S	Chevrolet Caprice Estate; H/D; Incl. double rlr. type chain; (1) 222-163; (1) 223-288; (1) 223-289	
1	Timing Set w/Gaskets	74-72	CTS-1001	VINTAGE; w/.405" tooth width sprocket	

(continued on next page)

GM Car (Incl. Buick, Cad., Chev., Olds., Pontiac)

350 5.7L (5736cc) OHV V8 (16 Valve) (Chevrolet), 4" Bore (GMC Eng.), 2 Bbl. "VIN H" 1978-1972 306
(cont.)

QTY	TIMING (cont.)	YEARS	PART NO.	DESCRIPTION
1	Timing Chain	78-72	222-499	Use w/.405" tooth width sprocket; 46 Links
1	Timing Chain	75	222-163	H/D; Double rlr.; 58 Links
1	Timing Chain	74	222-163	Chevrolet Bel Air Base, Camaro Base, Caprice Classic, Malibu Base, Classic, Monte Carlo Base; H/D; Double rlr.; 58 Links
1	Timing Chain	73	222-163	Chevrolet Caprice Estate; H/D; Double rlr.; 58 Links
1	Crank Sprocket	78-72	223-391	Powdered metal; .405" tooth width sprocket; 18 Teeth
1	Crank Sprocket	75	223-289	H/D; Double row; 22 Teeth
1	Crank Sprocket	74	223-289	Chevrolet Bel Air Base, Camaro Base, Caprice Classic, Malibu Base, Classic, Monte Carlo Base; H/D; Double row; 22 Teeth
1	Crank Sprocket	73	223-289	Chevrolet Caprice Estate; H/D; Double row; 22 Teeth
1	Cam Sprocket	78-72	223-390	.405" tooth width sprocket; 36 Teeth
1	Cam Sprocket	78-72	223-390N	Nylon; .405" tooth width sprocket; 36 Teeth
1	Cam Sprocket	75	223-288	H/D; Double row; 44 Teeth
1	Cam Sprocket	74	223-288	Chevrolet Bel Air Base, Camaro Base, Caprice Classic, Malibu Base, Classic, Monte Carlo Base; H/D; Double row; 44 Teeth
1	Cam Sprocket	73	223-288	Chevrolet Caprice Estate; H/D; Double row; 44 Teeth
QTY	CAMSHAFT/LIFTER	YEARS	PART NO.	DESCRIPTION
1	Camshaft	78-73	CS-274	Hydraulic, (050) Duration at .050 Lobe Lift, 203 Exh., 194 Int., 112 Degrees Lobe Separation
1	Camshaft	72	CS-274	Exc. Calif. Emis.; Hydraulic, (050) Duration at .050 Lobe Lift, 203 Exh., 194 Int., 112 Degrees Lobe Separation
1	Performance Cam	78-72	CS-1103R	Emissions Legal Cam; CARB E.O. No. D-292-1; Pro-1500 Perf. Cam; 0.42" Exh. Valve Lift, 0.398" Int. Valve Lift, Hydraulic, (050) Duration at .050 Lobe Lift, 204 Exh., 194 Int., 112 Degrees Lobe Separation
1	Performance Cam	78-72	CS-1014R	Emissions Legal Cam; CARB E.O. No. D-292-1; Pro-2000 Perf. Cam; 0.443" Exh. Valve Lift, 0.42" Int. Valve Lift, Hydraulic, (050) Duration at .050 Lobe Lift, 214 Exh., 204 Int., 112 Degrees Lobe Separation
1	Performance Cam	78-72	CS-1106R	Emissions Legal Cam; CARB E.O. No. D-292-1; Pro-3000 Perf. Cam; 0.465" Exh. Valve Lift, 0.443" Int. Valve Lift, Hydraulic, (050) Duration at .050 Lobe Lift, 224 Exh., 214 Int., 112 Degrees Lobe Separation
1	Prelube		55-403 Std Only	1.5 oz. packet
1	Prelube		55-400 Std Only	4 oz. bottle; 1.5 oz. packet No. 55-403 also avail.
16	Lifter	78-72	HT-817 Std Only	Hyd.
16	Lifter	78-72	HT-817R Std Only	Speed-Pro Hi-Revolution Hyd.
16	Lifter, Bulk	78-72	HT-817B Std Only	Hyd.; Carton of 128
16	Lifter, Bulk	78-72	HT-817RB Std Only	Speed-Pro Hi-Revolution Hyd.; Carton of 128
QTY	CAM KIT	YEARS	PART NO.	DESCRIPTION
1	Cam/Lifter Kit	78-72	KC-1103R	Emissions Legal Cam; CARB E.O. No. D-292-1; Hyd.; Pro-1500 Perf. Cam; Duration at .050", 194 Int., 204 Exh.; Valve lift .398" Int., .420" Exh.; Lobe Separation 112 Degrees; (1) 55-403B; (1) CS-1103R; (16) HT-817
1	Cam/Lifter Kit	78-72	KC-1014R	Emissions Legal Cam; CARB E.O. No. D-292-1; Hyd.; Pro-2000 Perf. Cam; Duration at .050", 204 Int., 214 Exh.; Valve lift .420" Int., .443" Exh.; Lobe Separation 112 Degrees; (1) 55-403B; (1) CS-1014R; (16) HT-817
1	Cam/Lifter Kit	78-72	KC-1106R	Emissions Legal Cam; CARB E.O. No. D-292-1; Hyd.; Pro-3000 Perf. Cam; Duration at .050", 214 Int., 224 Exh.; Valve lift .443" Int., .465" Exh.; Lobe Separation 112 Degrees; (1) 55-403B; (1) CS-1106R; (16) HT-817
1	Cam/Lifter Kit	78-73	KC-274	Hyd.; (1) 55-403B; (1) CS-274; (16) HT-817
1	Cam/Lifter Kit	72	KC-274	Exc. Calif. Emis.; Hyd.; (1) 55-403B; (1) CS-274; (16) HT-817
1	Cam/Lifter/Timing Kit	78-73	KCT-274	Hyd.; w/.405" tooth width sprocket; (1) 55-403B; (1) CS-274; (16) HT-817; (1) KT3-499S
1	Cam/Lifter/Timing Kit	72	KCT-274	Exc. Calif. Emis.; Hyd.; w/.405" tooth width sprocket; (1) 55-403B; (1) CS-274; (16) HT-817; (1) KT3-499S
QTY	PUSH ROD	YEARS	PART NO.	DESCRIPTION
16	Push Rod	78-72	RP-3093 Std Only	7.7940" O.A.L.
16	Push Rod	78-72	RP-3212R Std-100-150-200	Chrome-Moly; 7.7900" O.A.L.
16	Push Rod, Bulk	78-72	BRP-3093 Std Only	Carton of 100; 7.7940" O.A.L.
16	Push Rod, Bulk	78-72	BRP-3212R Std-100	Chrome-Moly; Carton of 100; 7.7900" O.A.L.
8	Push Rod Guide Plate	78-72	MR-1930 Std Only	Speed-Pro flat guide plate for 3/8" dia. push rods; Requires screw-in studs
8	Push Rod Guide Plate	78-72	MR-1896 Std Only	Speed-Pro flat guide plate for 5/16" dia. push rods; Requires screw-in studs
8	Push Rod Guide Plate	78-72	MR-1892 Std Only	Speed-Pro stepped guide plate for 3/8" dia. push rods; Requires screw-in studs

**V
A
L
V
E

T
R
A
I
N**

**V
A
L
V
E

T
R
A
I
N**

(continued on next page)

GM Car (Incl. Buick, Cad., Chev., Olds., Pontiac)

306 350 5.7L (5736cc) OHV V8 (16 Valve) (Chevrolet), 4" Bore (GMC Eng.), 2 Bbl. "VIN H" 1978-1972
(cont.)

QTY	PUSH ROD (cont.)	YEARS	PART NO.	DESCRIPTION
8	Push Rod Guide Plate	78-72	MR-1891 Std Only	Speed-Pro stepped guide plate for 5/16" dia. push rods; Requires screw-in studs
QTY	ROCKER PARTS	YEARS	PART NO.	DESCRIPTION
16	Arm Assy.	78-72	R-826 Std Only	Incl. arm, ball & nut
16	Arm Assy.	78-72	R-865R Std Only	Speed-Pro 1.5 ratio stamped steel, long slot; Incl. H/D 4 groove ball & nut
16	Arm Assy.	78-72	R-1024R Std Only	Speed-Pro 1.5 ratio stamped steel, rlr. tip, long slot; Incl. H/D 4 groove ball & nut
16	Arm Assy.	78-72	R-952R Std Only	Speed-Pro 1.6 ratio stamped steel, long slot; Incl. H/D 4 groove ball & nut
16	Arm Assy.	78-72	R-1025R Std Only	Speed-Pro 1.6 ratio stamped steel, rlr. tip, long slot; Incl. H/D 4 groove ball & nut
16	Arm Assy., Bulk	78-72	R-826B Std Only	Incl. arm, ball & nut; Carton of 64
16	Arm Assy., Bulk	78-72	R-865RB Std Only	Speed-Pro 1.5 ratio stamped steel, long slot; Incl. ball & nut; Carton of 64
16	Arm	78-72	R-826A Std Only	
16	Rocker Arm Ball	78-72	MR-1783 Std Only	
16	Rocker Arm Ball	78-72	MR-1822 Std Only	H/D 4 groove ball
16	Nut	78-72	MR-1751 Std Only	Self-locking, 3/8" x 24 threads
16	Stud	78-72	MR-1752 Std Only	.003" O/S; 3/8" x 24 x 2.495"
16	Stud	78-72	MR-1949 Std Only	.372" x 24 x 2.495"
16	Stud	78-72	MR-1865RS Std Only	Speed-Pro 3/8" dia. Perf. screw-in stud; requires head machining
QTY	VALVE	YEARS	PART NO.	DESCRIPTION
8	Exhaust	78-72	V-1888X Std Only	Chrome plated stem; Stellite face; 1.5000" Head Dia., 0.3412" Stem Dia., 4.9230" O.A.L.
8	Exhaust	77-72	V-1904 Std-3-15-30	Chrome plated stem; 1.5000" Head Dia., 0.3414" Stem Dia., 4.9280" O.A.L.
8	Exhaust, Bulk	77-72	V-1904B Std-15	Chrome plated stem; Carton of 25; 1.5000" Head Dia., 0.3414" Stem Dia., 4.9280" O.A.L.
8	Intake	78-72	V-1926 Std-3-15	Chrome plated stem; 1.9400" Head Dia., 0.3414" Stem Dia., 4.8800" O.A.L.
8	Intake	78-72	V-1926Y 15 15	Chrome plated stem; w/.708" reduced end length; 1.9400" Head Dia., 0.3564" Stem Dia., 4.8800" O.A.L.
8	Intake, Bulk	78-72	V-1926B Std-15	Chrome plated stem; Carton of 25; 1.9400" Head Dia., 0.3410" Stem Dia., 4.8800" O.A.L.
QTY	VALVE GUIDE	YEARS	PART NO.	DESCRIPTION
8	Guide	78-72	VG-5005H Std Only	Loc. Exh.; w/Cast iron head; Hardened; 0.3430" ID, 2.2500" O.A.L.
8	Guide	78-72	VG-5005 Std Only	Loc. Exh.; w/Cast iron head; Plain; 0.3430" ID, 2.2500" O.A.L.
8	Guide	78-72	VG-5005T Std Only	Loc. Exh.; w/Cast iron head; Threaded; 0.3425" ID, 2.2500" O.A.L.
8	Guide	78-72	VG-5038 Std Only	Loc. Int.; w/Cast iron head; 0.3430" ID, 2.1200" O.A.L.
8	Guide, Bulk	78-72	VG-5005B Std Only	Loc. Exh.; w/Cast iron head; Plain; Carton of 50; 0.3430" ID, 2.2500" O.A.L.
8	Guide, Bulk	78-72	VG-5005TB Std Only	Loc. Exh.; w/Cast iron head; Threaded; Carton of 50; 0.3425" ID, 2.2500" O.A.L.
8	Guide, Bulk	78-72	VG-5038B Std Only	Loc. Int.; w/Cast iron head; Carton of 50; 0.3430" ID, 2.1200" O.A.L.
QTY	VALVE SPRING	YEARS	PART NO.	DESCRIPTION
8	Spring	78	VS-677 Std Only	Loc. Exh.; Incl. damper; 2.0300" Free Height
8	Spring	78	VS-739R Std Only	Loc. Exh.; Optional-H/D; 2.0000" Free Height
8	Spring	78	VS-677 Std Only	Loc. Int.; Incl. damper; 2.0300" Free Height
8	Spring	78	VS-739R Std Only	Loc. Int.; Optional-H/D; 2.0000" Free Height
8	Spring	77-72	VS-727 Std Only	Loc. Exh.; Incl. damper; 1.9100" Free Height
8	Spring	72	VS-677 Std Only	Loc. Exh.; Incl. damper; 2.0300" Free Height
8	Spring	72	VS-677 Std Only	Loc. Int.; Incl. damper; 2.0300" Free Height
8	Spring, Bulk	78	VS-677B Std Only	Loc. Exh.; Incl. damper; Carton of 250; 2.0300" Free Height
8	Spring, Bulk	78	VS-739RB Std Only	Loc. Exh.; Optional-H/D; Carton of 300; 2.0000" Free Height
8	Spring, Bulk	78	VS-677B Std Only	Loc. Int.; Incl. damper; Carton of 250; 2.0300" Free Height
8	Spring, Bulk	78	VS-739RB Std Only	Loc. Int.; Optional-H/D; Carton of 300; 2.0000" Free Height
8	Spring, Bulk	77-72	VS-727B Std Only	Loc. Exh.; Incl. damper; Carton of 250; 1.9100" Free Height
8	Spring, Bulk	72	VS-677B Std Only	Loc. Exh.; Incl. damper; Carton of 250; 2.0300" Free Height
8	Spring, Bulk	72	VS-677B Std Only	Loc. Int.; Incl. damper; Carton of 250; 2.0300" Free Height
QTY	VALVE SEAL	YEARS	PART NO.	DESCRIPTION
8	Valve Stem Seal	78-77	ST-2003 Std Only	Loc. Exh.; Sealed Power Premium design; Positive type; Installation requires valve guide machining; (RBB) Rubber
8	Valve Stem Seal	78-72	MV-1233C Std Only	Loc. Exhaust; O-Ring; (RBB) Rubber
8	Valve Stem Seal	78-72	MV-1598C Std Only	Loc. Exhaust; Umbrella type; (RBB) Rubber

VALVE TRAIN

VALVE TRAIN

(continued on next page)

GM Car (Incl. Buick, Cad., Chev., Olds., Pontiac)

350 5.7L (5736cc) OHV V8 (16 Valve) (Chevrolet), 4" Bore (GMC Eng.), 2 Bbl. "VIN H" 1978-1972 306
(cont.)

QTY	VALVE SEAL (cont.)	YEARS	PART NO.	DESCRIPTION
8	Valve Stem Seal	78-77	ST-2003 Std Only	Loc. Int.; Sealed Power Premium design; Positive type; Installation requires valve guide machining; (RBB) Rubber
8	Valve Stem Seal	78-72	MV-1233C Std Only	Loc. Intake; O-Ring; (RBB) Rubber
8	Valve Stem Seal	78-72	MV-1598C Std Only	Loc. Intake; Umbrella type; (RBB) Rubber
8	Valve Stem Seal	77-72	ST-2092 Std Only	Loc. Exh.; Sealed Power Premium design; Positive type, Metal Clad; (RBB) Rubber
8	Valve Stem Seal	77-72	ST-2092 Std Only	Loc. Int.; Sealed Power Premium design; Positive type, Metal Clad; (RBB) Rubber
8	Valve Stem Seal	76-72	ST-2001 Std Only	Loc. Exh.; Positive type; Installation requires valve guide machining; (RBBTF) Rubber/PTFE
8	Valve Stem Seal	76-72	MV-1903 Std Only	Loc. Exh.; Use w/repair guide; Positive type; (RBB) Rubber
8	Valve Stem Seal	76-72	ST-2001 Std Only	Loc. Int.; Positive type; Installation requires valve guide machining; (RBBTF) Rubber/PTFE
8	Valve Stem Seal	76-72	MV-1903 Std Only	Loc. Int.; Use w/repair guide; Positive type; (RBB) Rubber
8	Valve Stem Seal Bulk	78-77	ST-2003BC Std Only	Loc. Exh.; Sealed Power Premium design; Positive type; Installation requires valve guide machining; Carton of 100; (RBB) Rubber
8	Valve Stem Seal Bulk	78-72	MV-1233 Std Only	Loc. Exhaust; O-Ring; Carton of 100; (RBB) Rubber
8	Valve Stem Seal Bulk	78-72	MV-1598 Std Only	Loc. Exhaust; Umbrella type; Carton of 100; (RBB) Rubber
8	Valve Stem Seal Bulk	78-77	ST-2003BC Std Only	Loc. Int.; Sealed Power Premium design; Positive type; Installation requires valve guide machining; Carton of 100; (RBB) Rubber
8	Valve Stem Seal Bulk	78-72	MV-1233 Std Only	Loc. Intake; O-Ring; Carton of 100; (RBB) Rubber
8	Valve Stem Seal Bulk	78-72	MV-1598 Std Only	Loc. Intake; Umbrella type; Carton of 100; (RBB) Rubber
8	Valve Stem Seal Bulk	76-72	ST-2001BC Std Only	Loc. Exh.; Positive type; Installation requires valve guide machining; Carton of 100; (RBBTF) Rubber/PTFE
8	Valve Stem Seal Bulk	76-72	ST-2001BC Std Only	Loc. Int.; Positive type; Installation requires valve guide machining; Carton of 100; (RBBTF) Rubber/PTFE
VALVE TRAIN				
QTY	VALVE SEAT	YEARS	PART NO.	DESCRIPTION
8	Seat	78-72	245-1562-1 Std Only	Loc. Exh.; 1.5675" OD, 1.3125" ID, 0.2160" Depth
8	Seat	78-72	245-1562-1N Std Only	Loc. Exh.; Premium Material; 1.5675" OD, 1.3125" ID, 0.2160" Depth
8	Seat	78-72	245-2125-1 Std Only	Loc. Int.; 2.1305" OD, 1.8125" ID, 0.2480" Depth
8	Seat	77-72	245-2062-1 Std Only	Loc. Int.; 2.0680" OD, 1.8125" ID, 0.2480" Depth
QTY	VALVE, MISC	YEARS	PART NO.	DESCRIPTION
32	Keeper	78-72	VK-115A Std Only	1 groove; Square cut key groove; Carton pack 24
32	Keeper	78-72	VK-115 Std Only	1 groove; Square cut key groove; Carton pack 32
32	Keeper	78-72	VK-115R Std Only	1 groove; Square cut key groove; Hardened
32	Keeper, Bulk	78-72	VK-115B Std Only	1 groove; Square cut key groove; Carton of 1000
16	Spring Insert	78-72	259-203C Std Only	.015"; Carton of 100
16	Spring Insert	78-72	259-203B Std Only	.030"; Carton of 100
16	Spring Insert	78-72	259-203BRS Std Only	.030"; Carton of 500
16	Spring Insert	78-72	259-203A Std Only	.060"; Carton of 100
16	Spring Insert	78-72	259-203ARS Std Only	.060"; Carton of 500
QTY	PISTON	YEARS	PART NO.	DESCRIPTION
8	Cast Piston	78-72	H423DCP * Std-20-30-40-60-80	Hypereutectic; w/machined valve reliefs and circlip grooves; Use w/LR-63 lock ring for floated applications; .9275" Pin Dia.; 2 Rings 5/64 Groove, 1 Ring 3/16 Groove, 1.548 CD, .098 dish, 4 reliefs; Use w/Lock Ring LR-63; DUROSHIELD® skirt coated piston
8	Cast Piston	78-72	H423ACP 40 + 40-60-80	Hypereutectic; w/machined valve reliefs and circlip grooves; Use w/LR-63 lock ring for floated applications; .9275" Pin Dia.; 2 Rings 5/64 Groove, 1 Ring 3/16 Groove, 1.548 CD, Recessed Head .098" deep x 2.771" dia. w/4 valve reliefs; DUROSHIELD® skirt coated piston; Superseded - When depleted use H423DCP 40
8	Cast Piston	78-72	H423NP 20 20	Perf. or reg. duty operation; Not O.E. duplicate Wt.; Use in sets only; Hypereutectic; .9275" Pin Dia.; 2 Rings 5/64 Groove, 1 Ring 3/16 Groove, 1.540 CD, .100 dish, 4 reliefs
8	Cast Piston - Individual	78-72	WH423DCP Std-20-30-40-60	Hypereutectic; w/machined valve reliefs and circlip grooves; Use w/LR-63 lock ring for floated applications; .9275" Pin Dia.; 2 Rings 5/64 Groove, 1 Ring 3/16 Groove, 1.548 CD, .098 dish, 4 reliefs; Use w/Lock Ring LR-63; DUROSHIELD® skirt coated piston
8	Cast Piston - Individual	78-72	WH423ACP + Std-20-30-40-60	Hypereutectic; w/machined valve reliefs and circlip grooves; Use w/LR-63 lock ring for floated applications; .9275" Pin Dia.; 2 Rings 5/64 Groove, 1 Ring 3/16 Groove, 1.548 CD, Recessed Head .098" deep x 2.771" dia. w/4 valve reliefs; DUROSHIELD® skirt coated piston; Superseded - When depleted use WH423DCP
1	Cast Piston Set w/Prem. Rings	78-72	8KH618CP 30 30-40-60	Hypereutectic; 0.9275" Pin Dia.; 2 Rings 5/64 Groove, 1 Ring 3/16 Groove, 1.560 CD, Domed Head .125 high w/2 valve reliefs. DUROSHIELD® skirt coated piston.
BLOCK				

(continued on next page)

* New Item — Check For Availability + Superseded Part Number

GM Car (Incl. Buick, Cad., Chev., Olds., Pontiac)

306 350 5.7L (5736cc) OHV V8 (16 Valve) (Chevrolet), 4" Bore (GMC Eng.), 2 Bbl. "VIN H" 1978-1972
(cont.)

QTY	PISTON (cont.)	YEARS	PART NO.	DESCRIPTION
1	Cast Piston Set w/Prem. Rings	78-72	8KH423ACP 30 + 30-40-60	Hypereutectic; w/machined valve reliefs and circlip grooves; Use w/LR-63 lock ring for floated applications; .9275" Pin Dia.; 2 Rings 5/64 Groove, 1 Ring 3/16 Groove, 1.548 CD, Recessed Head .098" deep x 2.771" dia. w/4 valve reliefs; DUROSHIELD® skirt coated piston; Superseded - When depleted use 8KH423DCP 30
1	Cast Piston Set w/Prem. Rings	78-72	8KH423DCP 30 30-40-60	Hypereutectic; w/machined valve reliefs and circlip grooves; Use w/LR-63 lock ring for floated applications; .9275" Pin Dia.; 2 Rings 5/64 Groove, 1 Ring 3/16 Groove, Recessed Head .098" deep x 2.771" dia. w/4 valve reliefs; DUROSHIELD® skirt coated piston
8	POWERFORGED	78-72	L-2403NF Std-20-30-40-60	Powerforged; 0.9275" Pin Dia.; 2 Rings 5/64 Groove, 1 Ring 3/16 Groove, 1.562 CD, Recessed Head .068 deep. DUROSHIELD® skirt coated piston.
8	POWERFORGED	72	L-2304F Std-30-60	11.0:1 C.R.; Use in sets only; Powerforged; 0.9275" Pin Dia.; 2 Rings 5/64 Groove, 1 Ring 3/16 Groove, 1.560 CD, .100 dome; DUROSHIELD® skirt coated piston
8	POWERFORGED Piston-Individual	78-72	WL-2403NF Std-20-30-40-60	Powerforged; 0.9275" Pin Dia.; 2 Rings 5/64 Groove, 1 Ring 3/16 Groove, 1.562 CD, Recessed Head .068 deep. DUROSHIELD® skirt coated piston.
8	POWERFORGED Piston-Individual	72	WL-2304F Std-30-60	11.0:1 C.R.; Use in sets only; Powerforged; 0.9275" Pin Dia.; 2 Rings 5/64 Groove, 1 Ring 3/16 Groove, 1.560 CD, .100 dome; DUROSHIELD® skirt coated piston
1	POWERFORGED Piston Set w/Rings	78-72	8KL2256F 30 30-40-60	Powerforged; 0.9272" Pin Dia.; 2 Rings 5/64 Groove, 1 Ring 3/16 Groove, 1.563 CD, Flat Head w/4 valve reliefs. DUROSHIELD® skirt coated piston.
QTY	RINGS	YEARS	PART NO.	DESCRIPTION
1	Premium Set	78-72	E-251KC Std-20-30-40-60	2-5/64, 1-3/16; Premium Chrome
1	Premium Set	78-72	E-251K Std-10-20-30-40-60	2-5/64, 1-3/16; Premium Moly
1	Premium Set	78-72	R-9903 Std-20-30-60	2-5/64, 1-3/16; Speed-Pro plasma-moly Perf. ring set
1	Standard Set	78-72	E-251X Std-10-20-30-40-60-80	2-5/64, 1-3/16; Iron
8	Premium Single Cylinder Set	78-72	WE-251K Std-30-40-60	2-5/64, 1-3/16; Premium Moly
8	Standard Single Cylinder Set	78-72	WE-251X Std-30-40-60	2-5/64, 1-3/16; Iron
QTY	ENGINE BEARINGS	YEARS	PART NO.	DESCRIPTION
1	Main Set	78-72	4663M Std-1-2-10-20-30-40-60	.020" O/S length flange brg.
1	Main Set	78-72	6688M 10 10-20-30	A-Series aluminum bearings
1	Main Set	78-72	4663MA Std-1-2-10-20-30-40-60	A-Series aluminum bearings ; .010" O/S length flange brg.
1	Main Set	78-72	7329MA 10 10-20	A-Series aluminum bearings ; w/.020" O/S OD
1	Main Set	78-72	7274MA 10X20 10X20	Race Performance; 3/4 grooved
1	Main Set	78-72	139M Std-1-1X-9-10-11-20-21-30	Race Performance; 3/4 grooved; DUROSHIELD® coated bearings
1	Main Set	78-72	C139M Std-1-1X-10-20-30	Race Performance; Chamfered on one side
1	Rod Set	78-72	8-2555CP Std-1-10-20-30-40-50	Race Performance; DUROSHIELD® coated bearings; w/o Dowel hole; Chamfered on one side
1	Rod Set	78-72	8-2555A Std-1-10-20-30-40-50-60	Unplated & resizeable
1	Rod Set	78-72	8-2555A 10X2 10X2-20X2-30X2-40X2	Use in .002" O/S Rod Bore; Overplated copper-lead alloy; Superseded - When depleted use 8-2555A 10X2
1	Rod Set	78-72	8-7095CH Std-1-10-20-30	A-Series aluminum bearings
1	Rod Set	78-72	8-7100CH Std-1-1X-9-10-11-19-20-21-30	Use in .002" O/S Rod Bore; Overplated copper-lead alloy; Superseded - When depleted use 8-2555A 10X2
1	Rod Set	78-72	C8-7100CH Std-1-1X-10-20-30	A-Series aluminum bearings
1	Rod Set	78-72	8-2555CA 60 60	Overplated copper-lead alloy
1	Rod Set	78-72	8-2555CP 10X2 + 10X2-20X2	Race Performance; Chamfered on one side
8	Rod Pair	78-72	2555A Std-1-2-10-20-30-40-50-60	Unplated & resizeable
8	Rod Pair	78-72	2555CP Std-1-2-10-20-30-40-50	Use in .002" O/S Rod Bore; Superseded - When depleted use 2555A 10X2
8	Rod Pair	78-72	7100CH Std-1-1X-10-20-30	A-Series aluminum bearings
8	Rod Pair	78-72	2555CA 60 60	Overplated copper-lead alloy
8	Rod Pair	78-72	2555CP 10X2 + 10X2-20X2	Race Performance; Chamfered on one side
1	Cam Set	78-72	1750M Std Only	Unplated & resizeable
1	Cam Set	78-72	1235M Std-1-10	Use in .002" O/S Rod Bore; Superseded - When depleted use 2555A 10X2
1	Cam Set	78-72	1749M Std Only	2.030" housing bore
1	Cam Set	78-72	2100M Std Only	Babbitt material; Full round design
QTY	OIL PUMP	YEARS	PART NO.	DESCRIPTION
1	Oil Pump	78-72	224-4146	5/8" inlet

(continued on next page)

GM Car (Incl. Buick, Cad., Chev., Olds., Pontiac)

350 5.7L (5736cc) OHV V8 (16 Valve) (Chevrolet), 4" Bore (GMC Eng.), 2 Bbl. "VIN H" 1978-1972 306
(cont.)

	QTY	OIL PUMP (cont.)	YEARS	PART NO.	DESCRIPTION	
BLOCK	1	Oil Pump	78-72	224-4143	High Volume, check pan for clearance; 5/8" inlet; Use shaft w/steel guide	
	1	Inter. Shaft	78-72	224-6146E	Has steel shaft guide; Eliminates nylon shaft guide	
	1	Inter. Shaft	78-72	224-6146	Use w/nylon shaft guide	
	1	Oil Pump Shaft Guide	78-72	224-43343	Nylon	
	1	Screen Assy.	78-76	224-1246	5/8" inlet tube	
	GASKETS					
	1	Kit Gasket Set	78-72	260-1079	Premium set; Hi-Perf.; Header gskts. incl.; Complete set	
	1	Kit Gasket Set	78-72	260-1000	VINTAGE; Head bolts not incl.	
	1	Kit Gasket Set	78-75	260-1000BT	VINTAGE; Head bolts not incl.; PermaDryPlus® valve cover & oil pan gskts. incl.; PermaDryPlus® water outlet gskt. incl.	
	1	Kit Gasket Set	74-72	260-1000AT	VINTAGE; Head bolts not incl.; PermaDryPlus® valve cover & oil pan gskts. incl.; PermaDryPlus® water outlet gskt. incl.	
	2	Head Bolt Set	78-72	260-2500 Std Only	Replacement recommended	
	FREEZE PLUGS					
1	Brass Block Plug Kit	78-72	381-8007			
1	Steel Block Plug Kit	78-72	381-4011			
1	Brass Deep Cup Freeze Plug	78-72	381-9001	VINTAGE; 1.625" Diameter		
1	Steel Deep Cup Freeze Plug	78-72	381-3095	0.500" Diameter		
1	Steel Deep Cup Freeze Plug	78-72	381-3041	1.625" Diameter		
1	Steel Shallow Cup Freeze Plug	78-72	381-2078	2.109" Diameter		

350 5.7L (5736cc) OHV V8 (16 Valve) (Chevrolet), 4" Bore (GMC Eng.), 4 Bbl. "VIN H" 1978 307

	QTY	TIMING	YEARS	PART NO.	DESCRIPTION	
VALVE TRAIN	1	3 Piece Set	78	KT3-499S	Powdered Metal Crank Sprocket; w/.405" tooth width sprocket; (1) 222-499; (1) 223-390; (1) 223-391	
	1	Timing Chain	78	222-499	Use w/.405" tooth width sprocket; 46 Links	
	1	Crank Sprocket	78	223-391	Powdered metal; .405" tooth width sprocket; 18 Teeth	
	1	Cam Sprocket	78	223-390	.405" tooth width sprocket; 36 Teeth	
	1	Cam Sprocket	78	223-390N	Nylon; .405" tooth width sprocket; 36 Teeth	
	CAMSHAFT/LIFTER					
	1	Performance Cam	78	CS-1103R	Emissions Legal Cam; CARB E.O. No. D-292-1; Pro-1500 Perf. Cam; 0.42" Exh. Valve Lift, 0.398" Int. Valve Lift, Hydraulic, (050) Duration at .050 Lobe Lift, 204 Exh., 194 Int., 112 Degrees Lobe Separation	
	1	Performance Cam	78	CS-1014R	Emissions Legal Cam; CARB E.O. No. D-292-1; Pro-2000 Perf. Cam; 0.443" Exh. Valve Lift, 0.42" Int. Valve Lift, Hydraulic, (050) Duration at .050 Lobe Lift, 214 Exh., 204 Int., 112 Degrees Lobe Separation	
	1	Performance Cam	78	CS-1106R	Emissions Legal Cam; CARB E.O. No. D-292-1; Pro-3000 Perf. Cam; 0.465" Exh. Valve Lift, 0.443" Int. Valve Lift, Hydraulic, (050) Duration at .050 Lobe Lift, 224 Exh., 214 Int., 112 Degrees Lobe Separation	
	1	Performance Cam	78	CS-1095R	Pro-3000 Perf. Cam; Use w/Hyd. lifters; 0.46" Exh. Valve Lift, 0.45" Int. Valve Lift, Hydraulic, (050) Duration at .050 Lobe Lift, 224 Exh., 224 Int., 114 Degrees Lobe Separation	
	1	Prelube		55-403 Std Only	1.5 oz. packet	
	1	Prelube		55-400 Std Only	4 oz. bottle; 1.5 oz. packet No. 55-403 also avail.	
	16	Lifter	78	HT-817 Std Only	Hyd.	
	16	Lifter	78	HT-817R Std Only	Speed-Pro Hi-Revolution Hyd.	
	16	Lifter, Bulk	78	HT-817B Std Only	Hyd.; Carton of 128	
	16	Lifter, Bulk	78	HT-817RB Std Only	Speed-Pro Hi-Revolution Hyd.; Carton of 128	
	CAM KIT					
	1	Cam/Lifter Kit	78	KC-1103R	Emissions Legal Cam; CARB E.O. No. D-292-1; Hyd.; Pro-1500 Perf. Cam; Duration at .050", 194 Int., 204 Exh.; Valve lift .398" Int., .420" Exh.; Lobe Separation 112 Degrees; (1) 55-403B; (1) CS-1103R; (16) HT-817	
1	Cam/Lifter Kit	78	KC-1014R	Emissions Legal Cam; CARB E.O. No. D-292-1; Hyd.; Pro-2000 Perf. Cam; Duration at .050", 204 Int., 214 Exh.; Valve lift .420" Int., .443" Exh.; Lobe Separation 112 Degrees; (1) 55-403B; (1) CS-1014R; (16) HT-817		
1	Cam/Lifter Kit	78	KC-1106R	Emissions Legal Cam; CARB E.O. No. D-292-1; Hyd.; Pro-3000 Perf. Cam; Duration at .050", 214 Int., 224 Exh.; Valve lift .443" Int., .465" Exh.; Lobe Separation 112 Degrees; (1) 55-403B; (1) CS-1106R; (16) HT-817		
1	Cam/Lifter Kit	78	KC-1095R	Hyd.; Pro-3000 Perf. Cam; Duration at .050", 224 Int., 224 Exh.; (1) 55-403B; (1) CS-1095R; (16) HT-817		

(continued on next page)

GM Car (Incl. Buick, Cad., Chev., Olds., Pontiac)

307 350 5.7L (5736cc) OHV V8 (16 Valve) (Chevrolet), 4" Bore (GMC Eng.), 4 Bbl. "VIN H" 1978
(cont.)

VALVE TRAIN

VALVE TRAIN

QTY	PUSH ROD	YEARS	PART NO.	DESCRIPTION
16	Push Rod	78	RP-3093 Std Only	7.7940" O.A.L.
16	Push Rod	78	RP-3212R Std-100-150-200	Chrome-Moly; 7.7900" O.A.L.
16	Push Rod, Bulk	78	BRP-3093 Std Only	Carton of 100; 7.7940" O.A.L.
16	Push Rod, Bulk	78	BRP-3212R Std-100	Chrome-Moly; Carton of 100; 7.7900" O.A.L.
8	Push Rod Guide Plate	78	MR-1930 Std Only	Speed-Pro flat guide plate for 3/8" dia. push rods; Requires screw-in studs
8	Push Rod Guide Plate	78	MR-1896 Std Only	Speed-Pro flat guide plate for 5/16" dia. push rods; Requires screw-in studs
8	Push Rod Guide Plate	78	MR-1892 Std Only	Speed-Pro stepped guide plate for 3/8" dia. push rods; Requires screw-in studs
8	Push Rod Guide Plate	78	MR-1891 Std Only	Speed-Pro stepped guide plate for 5/16" dia. push rods; Requires screw-in studs
QTY	ROCKER PARTS	YEARS	PART NO.	DESCRIPTION
16	Arm Assy.	78	R-826 Std Only	Incl. arm, ball & nut
16	Arm Assy.	78	R-865R Std Only	Speed-Pro 1.5 ratio stamped steel, long slot; Incl. H/D 4 groove ball & nut
16	Arm Assy.	78	R-1024R Std Only	Speed-Pro 1.5 ratio stamped steel, rlr. tip, long slot; Incl. H/D 4 groove ball & nut
16	Arm Assy.	78	R-952R Std Only	Speed-Pro 1.6 ratio stamped steel, long slot; Incl. H/D 4 groove ball & nut
16	Arm Assy.	78	R-1025R Std Only	Speed-Pro 1.6 ratio stamped steel, rlr. tip, long slot; Incl. H/D 4 groove ball & nut
16	Arm Assy., Bulk	78	R-826B Std Only	Incl. arm, ball & nut; Carton of 64
16	Arm Assy., Bulk	78	R-865RB Std Only	Speed-Pro 1.5 ratio stamped steel, long slot; Incl. ball & nut; Carton of 64
16	Arm	78	R-826A Std Only	
16	Rocker Arm Ball	78	MR-1783 Std Only	
16	Rocker Arm Ball	78	MR-1822 Std Only	H/D 4 groove ball
16	Nut	78	MR-1751 Std Only	Self-locking, 3/8" x 24 threads
16	Stud	78	MR-1752 Std Only	.003" O/S; 3/8" x 24 x 2.495"
16	Stud	78	MR-1949 Std Only	.372" x 24 x 2.495"
16	Stud	78	MR-1865RS Std Only	Speed-Pro 3/8" dia. Perf. screw-in stud; requires head machining
QTY	VALVE	YEARS	PART NO.	DESCRIPTION
8	Exhaust	78	V-1888X Std Only	Chrome plated stem; Stellite face; 1.5000" Head Dia., 0.3412" Stem Dia., 4.9230" O.A.L.
8	Intake	78	V-1926 Std-3-15	Chrome plated stem; 1.9400" Head Dia., 0.3414" Stem Dia., 4.8800" O.A.L.
8	Intake	78	V-1926Y 15 15	Chrome plated stem; w/.708" reduced end length; 1.9400" Head Dia., 0.3564" Stem Dia., 4.8800" O.A.L.
8	Intake, Bulk	78	V-1926B Std-15	Chrome plated stem; Carton of 25; 1.9400" Head Dia., 0.3410" Stem Dia., 4.8800" O.A.L.
QTY	VALVE GUIDE	YEARS	PART NO.	DESCRIPTION
8	Guide	78	VG-5005H Std Only	Loc. Exh.; w/Cast iron head; Hardened; 0.3430" ID, 2.2500" O.A.L.
8	Guide	78	VG-5005 Std Only	Loc. Exh.; w/Cast iron head; Plain; 0.3430" ID, 2.2500" O.A.L.
8	Guide	78	VG-5005T Std Only	Loc. Exh.; w/Cast iron head; Threaded; 0.3425" ID, 2.2500" O.A.L.
8	Guide	78	VG-5038 Std Only	Loc. Int.; w/Cast iron head; 0.3430" ID, 2.1200" O.A.L.
8	Guide, Bulk	78	VG-5005B Std Only	Loc. Exh.; w/Cast iron head; Plain; Carton of 50; 0.3430" ID, 2.2500" O.A.L.
8	Guide, Bulk	78	VG-5005TB Std Only	Loc. Exh.; w/Cast iron head; Threaded; Carton of 50; 0.3425" ID, 2.2500" O.A.L.
8	Guide, Bulk	78	VG-5038B Std Only	Loc. Int.; w/Cast iron head; Carton of 50; 0.3430" ID, 2.1200" O.A.L.
QTY	VALVE SPRING	YEARS	PART NO.	DESCRIPTION
8	Spring	78	VS-677 Std Only	Loc. Exh.; Incl. damper; 2.0300" Free Height
8	Spring	78	VS-739R Std Only	Loc. Exh.; Optional-H/D; 2.0000" Free Height
8	Spring	78	VS-677 Std Only	Loc. Int.; Incl. damper; 2.0300" Free Height
8	Spring	78	VS-739R Std Only	Loc. Int.; Optional-H/D; 2.0000" Free Height
8	Spring, Bulk	78	VS-677B Std Only	Loc. Exh.; Incl. damper; Carton of 250; 2.0300" Free Height
8	Spring, Bulk	78	VS-739RB Std Only	Loc. Exh.; Optional-H/D; Carton of 300; 2.0000" Free Height
8	Spring, Bulk	78	VS-677B Std Only	Loc. Int.; Incl. damper; Carton of 250; 2.0300" Free Height
8	Spring, Bulk	78	VS-739RB Std Only	Loc. Int.; Optional-H/D; Carton of 300; 2.0000" Free Height
QTY	VALVE SEAL	YEARS	PART NO.	DESCRIPTION
8	Valve Stem Seal	78	ST-2003 Std Only	Loc. Exh.; Sealed Power Premium design; Positive type; Installation requires valve guide machining; (RBB) Rubber
8	Valve Stem Seal	78	MV-1233C Std Only	Loc. Exhaust; O-Ring; (RBB) Rubber
8	Valve Stem Seal	78	MV-1598C Std Only	Loc. Exhaust; Umbrella type; (RBB) Rubber

(continued on next page)

GM Car (Incl. Buick, Cad., Chev., Olds., Pontiac)

350 5.7L (5736cc) OHV V8 (16 Valve) (Chevrolet), 4" Bore (GMC Eng.), 4 Bbl. "VIN H" 1978 307
(cont.)

	QTY	VALVE SEAL (cont.)	YEARS	PART NO.	DESCRIPTION	
VALVE TRAIN	8	Valve Stem Seal	78	ST-2003 Std Only	Loc. Int.; Sealed Power Premium design; Positive type; Installation requires valve guide machining; (RBB) Rubber	
	8	Valve Stem Seal	78	MV-1233C Std Only	Loc. Intake; O-Ring; (RBB) Rubber	
	8	Valve Stem Seal	78	MV-1598C Std Only	Loc. Intake; Umbrella type; (RBB) Rubber	
	8	Valve Stem Seal Bulk	78	ST-2003BC Std Only	Loc. Exh.; Sealed Power Premium design; Positive type; Installation requires valve guide machining; Carton of 100; (RBB) Rubber	
	8	Valve Stem Seal Bulk	78	MV-1233 Std Only	Loc. Exhaust; O-Ring; Carton of 100; (RBB) Rubber	
	8	Valve Stem Seal Bulk	78	MV-1598 Std Only	Loc. Exhaust; Umbrella type; Carton of 100; (RBB) Rubber	
	8	Valve Stem Seal Bulk	78	ST-2003BC Std Only	Loc. Int.; Sealed Power Premium design; Positive type; Installation requires valve guide machining; Carton of 100; (RBB) Rubber	
	8	Valve Stem Seal Bulk	78	MV-1233 Std Only	Loc. Intake; O-Ring; Carton of 100; (RBB) Rubber	
	8	Valve Stem Seal Bulk	78	MV-1598 Std Only	Loc. Intake; Umbrella type; Carton of 100; (RBB) Rubber	
	8	Seat	78	245-1562-1 Std Only	Loc. Exh.; 1.5675" OD, 1.3125" ID, 0.2160" Depth	
	8	Seat	78	245-1562-1N Std Only	Loc. Exh.; Premium Material; 1.5675" OD, 1.3125" ID, 0.2160" Depth	
	8	Seat	78	245-2125-1 Std Only	Loc. Int.; 2.1305" OD, 1.8125" ID, 0.2480" Depth	
	VALVE MISC	32	Keeper	78	VK-115A Std Only	1 groove; Square cut key groove; Carton pack 24
		32	Keeper	78	VK-115 Std Only	1 groove; Square cut key groove; Carton pack 32
		32	Keeper	78	VK-115R Std Only	1 groove; Square cut key groove; Hardened
		32	Keeper, Bulk	78	VK-115B Std Only	1 groove; Square cut key groove; Carton of 1000
16		Spring Insert	78	259-203C Std Only	.015"; Carton of 100	
16		Spring Insert	78	259-203B Std Only	.030"; Carton of 100	
16		Spring Insert	78	259-203BRS Std Only	.030"; Carton of 500	
16		Spring Insert	78	259-203A Std Only	.060"; Carton of 100	
16		Spring Insert	78	259-203ARS Std Only	.060"; Carton of 500	
PISTON		8	Cast Piston	78	H423DCP * Std-20-30-40-60-80	Hypereutectic; w/machined valve reliefs and circlip grooves; Use w/LR-63 lock ring for floated applications; .9275" Pin Dia.; 2 Rings 5/64 Groove, 1 Ring 3/16 Groove, 1.548 CD, .098 dish, 4 reliefs; Use w/Lock Ring LR-63; DUROSHIELD® skirt coated piston
	8	Cast Piston	78	H423ACP 40 + 40-60-80	Hypereutectic; w/machined valve reliefs and circlip grooves; Use w/LR-63 lock ring for floated applications; .9275" Pin Dia.; 2 Rings 5/64 Groove, 1 Ring 3/16 Groove, 1.548 CD, Recessed Head .098" deep x 2.771" dia. w/4 valve reliefs; DUROSHIELD® skirt coated piston; Superseded - When depleted use H423DCP 40	
	8	Cast Piston	78	H423NP 20 20	Perf. or reg. duty operation; Not O.E. duplicate Wt.; Use in sets only; Hypereutectic; .9275" Pin Dia.; 2 Rings 5/64 Groove, 1 Ring 3/16 Groove, 1.540 CD, .100 dish, 4 reliefs	
	8	Cast Piston - Individual	78	WH423DCP Std-20-30-40-60	Hypereutectic; w/machined valve reliefs and circlip grooves; Use w/LR-63 lock ring for floated applications; .9275" Pin Dia.; 2 Rings 5/64 Groove, 1 Ring 3/16 Groove, 1.548 CD, .098 dish, 4 reliefs; Use w/Lock Ring LR-63; DUROSHIELD® skirt coated piston	
	8	Cast Piston - Individual	78	WH423ACP + Std-20-30-40-60	Hypereutectic; w/machined valve reliefs and circlip grooves; Use w/LR-63 lock ring for floated applications; .9275" Pin Dia.; 2 Rings 5/64 Groove, 1 Ring 3/16 Groove, 1.548 CD, Recessed Head .098" deep x 2.771" dia. w/4 valve reliefs; DUROSHIELD® skirt coated piston; Superseded - When depleted use WH423DCP	
	1	Cast Piston Set w/Prem. Rings	78	8KH618CP 30 30-40-60	Hypereutectic; 0.9275" Pin Dia.; 2 Rings 5/64 Groove, 1 Ring 3/16 Groove, 1.560 CD, Domed Head .125 high w/2 valve reliefs. DUROSHIELD® skirt coated piston.	
	1	Cast Piston Set w/Prem. Rings	78	8KH423ACP 30 + 30-40-60	Hypereutectic; w/machined valve reliefs and circlip grooves; Use w/LR-63 lock ring for floated applications; .9275" Pin Dia.; 2 Rings 5/64 Groove, 1 Ring 3/16 Groove, 1.548 CD, Recessed Head .098" deep x 2.771" dia. w/4 valve reliefs; DUROSHIELD® skirt coated piston; Superseded - When depleted use 8KH423DCP 30	
	1	Cast Piston Set w/Prem. Rings	78	8KH423DCP 30 30-40-60	Hypereutectic; w/machined valve reliefs and circlip grooves; Use w/LR-63 lock ring for floated applications; .9275" Pin Dia.; 2 Rings 5/64 Groove, 1 Ring 3/16 Groove, Recessed Head .098" deep x 2.771" dia. w/4 valve reliefs; DUROSHIELD® skirt coated piston	
	1	POWERFORGED Piston Set w/Rings	78	8KL2256F 30 30-40-60	Powerforged; 0.9272" Pin Dia.; 2 Rings 5/64 Groove, 1 Ring 3/16 Groove, 1.563 CD, Flat Head w/4 valve reliefs. DUROSHIELD® skirt coated piston.	

(continued on next page)

GM Car (Incl. Buick, Cad., Chev., Olds., Pontiac)

307 350 5.7L (5736cc) OHV V8 (16 Valve) (Chevrolet), 4" Bore (GMC Eng.), 4 Bbl. "VIN H" 1978
(cont.)

QTY	RINGS	YEARS	PART NO.	DESCRIPTION
1	Premium Set	78	E-251KC Std-20-30-40-60	2-5/64, 1-3/16; Premium Chrome
1	Premium Set	78	E-251K Std-10-20-30-40-60	2-5/64, 1-3/16; Premium Moly
1	Premium Set	78	R-9903 Std-20-30-60	2-5/64, 1-3/16; Speed-Pro plasma-moly Perf. ring set
1	Standard Set	78	E-251X Std-10-20-30-40-60-80	2-5/64, 1-3/16; Iron
8	Premium Single Cylinder Set	78	WE-251K Std-30-40-60	2-5/64, 1-3/16; Premium Moly
8	Standard Single Cylinder Set	78	WE-251X Std-30-40-60	2-5/64, 1-3/16; Iron
QTY	ENGINE BEARINGS	YEARS	PART NO.	DESCRIPTION
1	Main Set	78	4663M Std-1-2-10-20-30-40-60	
1	Main Set	78	6688M 10 10-20-30	.020" O/S length flange brg.
1	Main Set	78	4663MA Std-1-2-10-20-30-40-60	A-Series aluminum bearings
1	Main Set	78	7329MA 10 10-20	A-Series aluminum bearings; .010" O/S length flange brg.
1	Main Set	78	7274MA 10X20 10X20	A-Series aluminum bearings; w/.020" O/S OD
1	Main Set	78	139M Std-1-1X-9-10-11-20-21-30	Race Performance; 3/4 grooved
1	Main Set	78	C139M Std-1-1X-10-20-30	Race Performance; 3/4 grooved; DUROSHIELD® coated bearings
1	Rod Set	78	8-2555CP Std-1-10-20-30-40-50	8-2555CA 60 avail. as unplated & resizeable; Overplated copper-lead alloy
1	Rod Set	78	8-2555A Std-1-10-20-30-40-50-60	A-Series aluminum bearings
1	Rod Set	78	8-2555A 10X2 10X2-20X2-30X2-40X2	A-Series aluminum bearings; Use in .002" O/S Rod Bore
1	Rod Set	78	8-7095CH Std-1-10-20-30	Race Performance
1	Rod Set	78	8-7100CH Std-1-1X-9-10-11-19-20-21-30	Race Performance; Chamfered on one side
1	Rod Set	78	C8-7100CH Std-1-1X-10-20-30	Race Performance; DUROSHIELD® coated bearings; w/o Dowel hole; Chamfered on one side
1	Rod Set	78	8-2555CA 60 60	Unplated & resizeable
1	Rod Set	78	8-2555CP 10X2 + 10X2-20X2	Use in .002" O/S Rod Bore; Overplated copper-lead alloy; Superseded - When depleted use 8-2555A 10X2
8	Rod Pair	78	2555A Std-1-2-10-20-30-40-50-60	A-Series aluminum bearings
8	Rod Pair	78	2555CP Std-1-2-10-20-30-40-50	Overplated copper-lead alloy
8	Rod Pair	78	7100CH Std-1-1X-10-20-30	Race Performance; Chamfered on one side
8	Rod Pair	78	2555CA 60 60	Unplated & resizeable
8	Rod Pair	78	2555CP 10X2 + 10X2-20X2	Use in .002" O/S Rod Bore; Superseded - When depleted use 2555A 10X2
1	Cam Set	78	1750M Std Only	2.030" housing bore
1	Cam Set	78	1235M Std-1-10	Babbitt material; Full round design
1	Cam Set	78	1749M Std Only	Bi-Metal Aluminum
1	Cam Set	78	2100M Std Only	Race Performance
QTY	OIL PUMP	YEARS	PART NO.	DESCRIPTION
1	Oil Pump	78	224-4146A	High Pressure; 5/8" inlet
1	Oil Pump	78	224-4143	High Volume, check pan for clearance; 5/8" inlet; Use shaft w/steel guide
1	Inter. Shaft	78	224-6146E	Has steel shaft guide; Eliminates nylon shaft guide
1	Inter. Shaft	78	224-6146	Use w/nylon shaft guide
1	Oil Pump Shaft Guide	78	224-43343	Nylon
1	Screen Assy.	78	224-1246	5/8" inlet tube
QTY	GASKETS	YEARS	PART NO.	DESCRIPTION
1	Kit Gasket Set	78	260-1079	Premium set; Hi-Perf.; Header gskts. incl.; Complete set
1	Kit Gasket Set	78	260-1000	VINTAGE; Head bolts not incl.
1	Kit Gasket Set	78	260-1000BT	VINTAGE; Head bolts not incl.; PermaDryPlus® valve cover & oil pan gskts. incl.; PermaDryPlus® water outlet gskt. incl.
2	Head Bolt Set	78	260-2500 Std Only	Replacement recommended
QTY	FREEZE PLUGS	YEARS	PART NO.	DESCRIPTION
1	Brass Block Plug Kit	78	381-8007	
1	Steel Block Plug Kit	78	381-4011	
1	Brass Deep Cup Freeze Plug	78	381-9001	VINTAGE; 1.625" Diameter
1	Steel Deep Cup Freeze Plug	78	381-3095	0.500" Diameter
1	Steel Deep Cup Freeze Plug	78	381-3041	1.625" Diameter
1	Steel Shallow Cup Freeze Plug	78	381-2078	2.109" Diameter

308 350 5.7L (5736cc) OHV V8 (16 Valve) (Chevrolet), 4" Bore (GMC Eng.), 4 Bbl. "VIN J" 1975-1972

QTY	TIMING	YEARS	PART NO.	DESCRIPTION
1	3 Piece Set	75-72	KT3-499S	Powdered Metal Crank Sprocket; w/.405" tooth width sprocket; (1) 222-499; (1) 223-390; (1) 223-391

(continued on next page)

GM Car (Incl. Buick, Cad., Chev., Olds., Pontiac)

350 5.7L (5736cc) OHV V8 (16 Valve) (Chevrolet), 4" Bore (GMC Eng.), 4 Bbl. "VIN J" 1975-1972 **308**
(cont.)

QTY	TIMING (cont.)	YEARS	PART NO.	DESCRIPTION
1	3 Piece Set	74	KT3-163S	Chevrolet Corvette Base; H/D; Incl. double rlr. type chain; (1) 222-163; (1) 223-288; (1) 223-289
1	Timing Set w/Gaskets	74-72	CTS-1001	VINTAGE; w/.405" tooth width sprocket
1	Timing Chain	75-72	222-499	Use w/.405" tooth width sprocket; 46 Links
1	Timing Chain	74	222-163	Chevrolet Corvette Base; H/D; Double rlr.; 58 Links
1	Crank Sprocket	75-72	223-391	Powdered metal; .405" tooth width sprocket; 18 Teeth
1	Crank Sprocket	74	223-289	Chevrolet Corvette Base; H/D; Double row; 22 Teeth
1	Cam Sprocket	75-72	223-390	.405" tooth width sprocket; 36 Teeth
1	Cam Sprocket	75-72	223-390N	Nylon; .405" tooth width sprocket; 36 Teeth
1	Cam Sprocket	74	223-288	Chevrolet Corvette Base; H/D; Double row; 44 Teeth
QTY	CAMSHAFT/LIFTER	YEARS	PART NO.	DESCRIPTION
1	Camshaft	75	CS-274	Exc. Chevrolet Corvette Stingray; Hydraulic, (050) Duration at .050 Lobe Lift, 203 Exh., 194 Int., 112 Degrees Lobe Separation
1	Camshaft	74-73	CS-274	Exc. Chevrolet Corvette Base; Hydraulic, (050) Duration at .050 Lobe Lift, 203 Exh., 194 Int., 112 Degrees Lobe Separation
1	Camshaft	72	CS-274	Exc. Chevrolet Corvette Base; Exc. Calif. Emis.; Hydraulic, (050) Duration at .050 Lobe Lift, 203 Exh., 194 Int., 112 Degrees Lobe Separation
1	Performance Cam	75-72	CS-1103R	Emissions Legal Cam; CARB E.O. No. D-292-1; Pro-1500 Perf. Cam; 0.42" Exh. Valve Lift, 0.398" Int. Valve Lift, Hydraulic, (050) Duration at .050 Lobe Lift, 204 Exh., 194 Int., 112 Degrees Lobe Separation
1	Performance Cam	75-72	CS-1014R	Emissions Legal Cam; CARB E.O. No. D-292-1; Pro-2000 Perf. Cam; 0.443" Exh. Valve Lift, 0.42" Int. Valve Lift, Hydraulic, (050) Duration at .050 Lobe Lift, 214 Exh., 204 Int., 112 Degrees Lobe Separation
1	Performance Cam	75-72	CS-1106R	Emissions Legal Cam; CARB E.O. No. D-292-1; Pro-3000 Perf. Cam; 0.465" Exh. Valve Lift, 0.443" Int. Valve Lift, Hydraulic, (050) Duration at .050 Lobe Lift, 224 Exh., 214 Int., 112 Degrees Lobe Separation
1	Performance Cam	75	CS-1095R	Chevrolet Corvette Stingray; Pro-3000 Perf. Cam; Use w/Hyd. lifters; 0.46" Exh. Valve Lift, 0.45" Int. Valve Lift, Hydraulic, (050) Duration at .050 Lobe Lift, 224 Exh., 224 Int., 114 Degrees Lobe Separation
1	Performance Cam	74-73	CS-1095R	Chevrolet Corvette Base; Pro-3000 Perf. Cam; Use w/Hyd. lifters; 0.46" Exh. Valve Lift, 0.45" Int. Valve Lift, Hydraulic, (050) Duration at .050 Lobe Lift, 224 Exh., 224 Int., 114 Degrees Lobe Separation
1	Performance Cam	72	CS-1145R	Chevrolet Corvette Base; Pro-4000 Perf. Cam; Use w/Mech. lifters; 0.485" Exh. Valve Lift, 0.459" Int. Valve Lift, Mechanical, (050) Duration at .050 Lobe Lift, 254 Exh., 242 Int., 116 Degrees Lobe Separation
1	Prelube		55-403 Std Only	1.5 oz. packet
1	Prelube		55-400 Std Only	4 oz. bottle; 1.5 oz. packet No. 55-403 also avail.
16	Lifter	75-73	HT-817 Std Only	Hyd.
16	Lifter	75-72	HT-817R Std Only	Speed-Pro Hi-Revolution Hyd.
16	Lifter	72	HT-817 Std Only	Chevrolet Corvette Base; Exc. Spec. Hi-Perf.; Hyd.
16	Lifter	72	HT-817 Std Only	Exc. Chevrolet Corvette Base; Hyd.
16	Lifter	72	AT-992 Std Only	Chevrolet Corvette Base; Speed-Pro Mech.
16	Lifter, Bulk	75-73	HT-817B Std Only	Hyd.; Carton of 128
16	Lifter, Bulk	75-72	HT-817RB Std Only	Speed-Pro Hi-Revolution Hyd.; Carton of 128
16	Lifter, Bulk	72	HT-817B Std Only	Chevrolet Corvette Base; Exc. Spec. Hi-Perf.; Hyd.; Carton of 128
16	Lifter, Bulk	72	HT-817B Std Only	Exc. Chevrolet Corvette Base; Hyd.; Carton of 128
16	Lifter, Bulk	72	AT-992B Std Only	Chevrolet Corvette Base; Speed-Pro Mech.; Carton of 128
QTY	CAM KIT	YEARS	PART NO.	DESCRIPTION
1	Cam/Lifter Kit	75-73	KC-1103R	Emissions Legal Cam; CARB E.O. No. D-292-1; Hyd.; Pro-1500 Perf. Cam; Duration at .050", 194 Int., 204 Exh.; Valve lift .398" Int., .420" Exh.; Lobe Separation 112 Degrees; (1) 55-403B; (1) CS-1103R; (16) HT-817
1	Cam/Lifter Kit	75-73	KC-1014R	Emissions Legal Cam; CARB E.O. No. D-292-1; Hyd.; Pro-2000 Perf. Cam; Duration at .050", 204 Int., 214 Exh.; Valve lift .420" Int., .443" Exh.; Lobe Separation 112 Degrees; (1) 55-403B; (1) CS-1014R; (16) HT-817
1	Cam/Lifter Kit	75-73	KC-1106R	Emissions Legal Cam; CARB E.O. No. D-292-1; Hyd.; Pro-3000 Perf. Cam; Duration at .050", 214 Int., 224 Exh.; Valve lift .443" Int., .465" Exh.; Lobe Separation 112 Degrees; (1) 55-403B; (1) CS-1106R; (16) HT-817
1	Cam/Lifter Kit	75	KC-274	Exc. Chevrolet Corvette Stingray; Hyd.; (1) 55-403B; (1) CS-274; (16) HT-817

**V
A
L
V
E

T
R
A
I
N**

**V
A
L
V
E

T
R
A
I
N**

(continued on next page)

GM Car (Incl. Buick, Cad., Chev., Olds., Pontiac)

308 350 5.7L (5736cc) OHV V8 (16 Valve) (Chevrolet), 4" Bore (GMC Eng.), 4 Bbl. "VIN J" 1975-1972
(cont.)

**V
A
L
V
E

T
R
A
I
N**

**V
A
L
V
E

T
R
A
I
N**

QTY	CAM KIT (cont.)	YEARS	PART NO.	DESCRIPTION
1	Cam/Lifter Kit	75	KC-1095R	Chevrolet Corvette Stingray; Hyd.; Pro-3000 Perf. Cam; Duration at .050", 224 Int., 224 Exh.; (1) 55-403B; (1) CS-1095R; (16) HT-817
1	Cam/Lifter Kit	74-73	KC-274	Exc. Chevrolet Corvette Base; Hyd.; (1) 55-403B; (1) CS-274; (16) HT-817
1	Cam/Lifter Kit	74-73	KC-1095R	Chevrolet Corvette Base; Hyd.; Pro-3000 Perf. Cam; Duration at .050", 224 Int., 224 Exh.; (1) 55-403B; (1) CS-1095R; (16) HT-817
1	Cam/Lifter Kit	72	KC-1103R	Exc. Chevrolet Corvette Base; Emissions Legal Cam; CARB E.O. No. D-292-1; Hyd.; Pro-1500 Perf. Cam; Duration at .050", 194 Int., 204 Exh.; Valve lift .398" Int., .420" Exh.; Lobe Separation 112 Degrees; (1) 55-403B; (1) CS-1103R; (16) HT-817
1	Cam/Lifter Kit	72	KC-1014R	Exc. Chevrolet Corvette Base; Emissions Legal Cam; CARB E.O. No. D-292-1; Hyd.; Pro-2000 Perf. Cam; Duration at .050", 204 Int., 214 Exh.; Valve lift .420" Int., .443" Exh.; Lobe Separation 112 Degrees; (1) 55-403B; (1) CS-1014R; (16) HT-817
1	Cam/Lifter Kit	72	KC-1106R	Exc. Chevrolet Corvette Base; Emissions Legal Cam; CARB E.O. No. D-292-1; Hyd.; Pro-3000 Perf. Cam; Duration at .050", 214 Int., 224 Exh.; Valve lift .443" Int., .465" Exh.; Lobe Separation 112 Degrees; (1) 55-403B; (1) CS-1106R; (16) HT-817
1	Cam/Lifter Kit	72	KC-274	Exc. Chevrolet Corvette Base; Exc. Calif. Emis.; Hyd.; (1) 55-403B; (1) CS-274; (16) HT-817
1	Cam/Lifter Kit	72	KC-1103R	Chevrolet Corvette Base; Exc. Spec. Hi-Perf.; Emissions Legal Cam; CARB E.O. No. D-292-1; Hyd.; Pro-1500 Perf. Cam; Duration at .050", 194 Int., 204 Exh.; Valve lift .398" Int., .420" Exh.; Lobe Separation 112 Degrees; (1) 55-403B; (1) CS-1103R; (16) HT-817
1	Cam/Lifter Kit	72	KC-1014R	Chevrolet Corvette Base; Exc. Spec. Hi-Perf.; Emissions Legal Cam; CARB E.O. No. D-292-1; Hyd.; Pro-2000 Perf. Cam; Duration at .050", 204 Int., 214 Exh.; Valve lift .420" Int., .443" Exh.; Lobe Separation 112 Degrees; (1) 55-403B; (1) CS-1014R; (16) HT-817
1	Cam/Lifter Kit	72	KC-1106R	Chevrolet Corvette Base; Exc. Spec. Hi-Perf.; Emissions Legal Cam; CARB E.O. No. D-292-1; Hyd.; Pro-3000 Perf. Cam; Duration at .050", 214 Int., 224 Exh.; Valve lift .443" Int., .465" Exh.; Lobe Separation 112 Degrees; (1) 55-403B; (1) CS-1106R; (16) HT-817
1	Cam/Lifter Kit	72	KC-1145R	Chevrolet Corvette Base; Mech.; Pro-4000 Perf. Cam; Duration at .050", 242 Int., 254 Exh.; (1) 55-403B; (16) AT-992; (1) CS-1145R
1	Cam/Lifter/Timing Kit	75	KCT-274	Exc. Chevrolet Corvette Stingray; Hyd.; w/.405" tooth width sprocket; (1) 55-403B; (1) CS-274; (16) HT-817; (1) KT3-499S
1	Cam/Lifter/Timing Kit	74-73	KCT-274	Exc. Chevrolet Corvette Base; Hyd.; w/.405" tooth width sprocket; (1) 55-403B; (1) CS-274; (16) HT-817; (1) KT3-499S
1	Cam/Lifter/Timing Kit	72	KCT-274	Exc. Chevrolet Corvette Base; Exc. Calif. Emis.; Hyd.; w/.405" tooth width sprocket; (1) 55-403B; (1) CS-274; (16) HT-817; (1) KT3-499S

QTY	PUSH ROD	YEARS	PART NO.	DESCRIPTION
16	Push Rod	75-72	RP-3093 Std Only	7.7940" O.A.L.
16	Push Rod	75-72	RP-3212R Std-100-150-200	Chrome-Moly; 7.7900" O.A.L.
16	Push Rod, Bulk	75-72	BRP-3093 Std Only	Carton of 100; 7.7940" O.A.L.
16	Push Rod, Bulk	75-72	BRP-3212R Std-100	Chrome-Moly; Carton of 100; 7.7900" O.A.L.
8	Push Rod Guide Plate	75-72	MR-1930 Std Only	Speed-Pro flat guide plate for 3/8" dia. push rods; Requires screw-in studs
8	Push Rod Guide Plate	75-72	MR-1896 Std Only	Speed-Pro flat guide plate for 5/16" dia. push rods; Requires screw-in studs
8	Push Rod Guide Plate	75-72	MR-1892 Std Only	Speed-Pro stepped guide plate for 3/8" dia. push rods; Requires screw-in studs
8	Push Rod Guide Plate	75-72	MR-1891 Std Only	Speed-Pro stepped guide plate for 5/16" dia. push rods; Requires screw-in studs

QTY	ROCKER PARTS	YEARS	PART NO.	DESCRIPTION
16	Arm Assy.	75-72	R-826 Std Only	Incl. arm, ball & nut
16	Arm Assy.	75-72	R-865R Std Only	Speed-Pro 1.5 ratio stamped steel, long slot; Incl. H/D 4 groove ball & nut
16	Arm Assy.	75-72	R-1024R Std Only	Speed-Pro 1.5 ratio stamped steel, rlr. tip, long slot; Incl. H/D 4 groove ball & nut
16	Arm Assy.	75-72	R-952R Std Only	Speed-Pro 1.6 ratio stamped steel, long slot; Incl. H/D 4 groove ball & nut

(continued on next page)

GM Car (Incl. Buick, Cad., Chev., Olds., Pontiac)

350 5.7L (5736cc) OHV V8 (16 Valve) (Chevrolet), 4" Bore (GMC Eng.), 4 Bbl. "VIN J" 1975-1972 **308**
(cont.)

QTY	ROCKER PARTS (cont.)	YEARS	PART NO.	DESCRIPTION
16	Arm Assy.	75-72	R-1025R Std Only	Speed-Pro 1.6 ratio stamped steel, rlr. tip, long slot; Incl. H/D 4 groove ball & nut
16	Arm Assy., Bulk	75-72	R-826B Std Only	Incl. arm, ball & nut; Carton of 64
16	Arm Assy., Bulk	75-72	R-865RB Std Only	Speed-Pro 1.5 ratio stamped steel, long slot; Incl. ball & nut; Carton of 64
16	Arm	75-72	R-826A Std Only	
16	Rocker Arm Ball	75-72	MR-1783 Std Only	
16	Rocker Arm Ball	75-72	MR-1822 Std Only	H/D 4 groove ball
16	Nut	75-72	MR-1751 Std Only	Self-locking, 3/8" x 24 threads
16	Stud	75-72	MR-1752 Std Only	.003" O/S; 3/8" x 24 x 2.495"
16	Stud	75-72	MR-1949 Std Only	.372" x 24 x 2.495"
16	Stud	75-72	MR-1865RS Std Only	Speed-Pro 3/8" dia. Perf. screw-in stud; requires head machining
QTY	VALVE	YEARS	PART NO.	DESCRIPTION
8	Exhaust	75	V-1904 Std-3-15-30	Exc. Chevrolet Corvette Stingray; Chrome plated stem; 1.5000" Head Dia., 0.3414" Stem Dia., 4.9280" O.A.L.
8	Exhaust	75	V-1888X Std Only	Exc. Chevrolet Corvette Stingray; Chrome plated stem; Stellite face; 1.5000" Head Dia., 0.3412" Stem Dia., 4.9230" O.A.L.
8	Exhaust	75	V-4231 Std Only	Chevrolet Corvette Stingray; Chrome plated stem; Swirl Polish; 1.6000" Head Dia., 0.3407" Stem Dia., 4.9000" O.A.L.
8	Exhaust	75	V-1755 Std-15	Chevrolet Corvette Stingray; VINTAGE; Chrome plated stem; 1.6000" Head Dia., 0.3415" Stem Dia., 4.9030" O.A.L.
8	Exhaust	74-72	V-1904 Std-3-15-30	Exc. Chevrolet Corvette Base; Chrome plated stem; 1.5000" Head Dia., 0.3414" Stem Dia., 4.9280" O.A.L.
8	Exhaust	74-72	V-1888X Std Only	Exc. Chevrolet Corvette Base; Chrome plated stem; Stellite face; 1.5000" Head Dia., 0.3412" Stem Dia., 4.9230" O.A.L.
8	Exhaust	74-72	V-4231 Std Only	Chevrolet Corvette Base; Chrome plated stem; Swirl Polish; 1.6000" Head Dia., 0.3407" Stem Dia., 4.9000" O.A.L.
8	Exhaust	74-72	V-1755 Std-15	Chevrolet Corvette Base; VINTAGE; Chrome plated stem; 1.6000" Head Dia., 0.3415" Stem Dia., 4.9030" O.A.L.
8	Exhaust, Bulk	75	V-1904B Std-15	Exc. Chevrolet Corvette Stingray; Chrome plated stem; Carton of 25; 1.5000" Head Dia., 0.3414" Stem Dia., 4.9280" O.A.L.
8	Exhaust, Bulk	74-72	V-1904B Std-15	Exc. Chevrolet Corvette Base; Chrome plated stem; Carton of 25; 1.5000" Head Dia., 0.3414" Stem Dia., 4.9280" O.A.L.
8	Intake	75	V-1926 Std-3-15	Exc. Chevrolet Corvette Stingray; Chrome plated stem; 1.9400" Head Dia., 0.3414" Stem Dia., 4.8800" O.A.L.
8	Intake	75	V-1756 Std-15	Chevrolet Corvette Stingray; Chrome plated stem; 2.0200" Head Dia., 0.3415" Stem Dia., 4.8800" O.A.L.
8	Intake	75	V-1926Y 15 15	Exc. Chevrolet Corvette Stingray; Chrome plated stem; w/.708" reduced end length; 1.9400" Head Dia., 0.3564" Stem Dia., 4.8800" O.A.L.
8	Intake	74-72	V-1926 Std-3-15	Exc. Chevrolet Corvette Base; Chrome plated stem; 1.9400" Head Dia., 0.3414" Stem Dia., 4.8800" O.A.L.
8	Intake	74-72	V-1756 Std-15	Chevrolet Corvette Base; Chrome plated stem; 2.0200" Head Dia., 0.3415" Stem Dia., 4.8800" O.A.L.
8	Intake	74-72	V-1926Y 15 15	Exc. Chevrolet Corvette Base; Chrome plated stem; w/.708" reduced end length; 1.9400" Head Dia., 0.3564" Stem Dia., 4.8800" O.A.L.
8	Intake, Bulk	75	V-1926B Std-15	Exc. Chevrolet Corvette Stingray; Chrome plated stem; Carton of 25; 1.9400" Head Dia., 0.3410" Stem Dia., 4.8800" O.A.L.
8	Intake, Bulk	75	V-1756B 15 15	Chevrolet Corvette Stingray; Chrome plated stem; Carton of 25; 2.0200" Head Dia., 0.3565" Stem Dia., 4.8800" O.A.L.
8	Intake, Bulk	74-72	V-1926B Std-15	Exc. Chevrolet Corvette Base; Chrome plated stem; Carton of 25; 1.9400" Head Dia., 0.3410" Stem Dia., 4.8800" O.A.L.
8	Intake, Bulk	74-72	V-1756B 15 15	Chevrolet Corvette Base; Chrome plated stem; Carton of 25; 2.0200" Head Dia., 0.3565" Stem Dia., 4.8800" O.A.L.
QTY	VALVE GUIDE	YEARS	PART NO.	DESCRIPTION
8	Guide	75-72	VG-5005H Std Only	Loc. Exh.; w/Cast iron head; Hardened; 0.3430" ID, 2.2500" O.A.L
8	Guide	75-72	VG-5005 Std Only	Loc. Exh.; w/Cast iron head; Plain; 0.3430" ID, 2.2500" O.A.L
8	Guide	75-72	VG-5005T Std Only	Loc. Exh.; w/Cast iron head; Threaded; 0.3425" ID, 2.2500" O.A.L

VALVE TRAIN

VALVE TRAIN

(continued on next page)

GM Car (Incl. Buick, Cad., Chev., Olds., Pontiac)

308 350 5.7L (5736cc) OHV V8 (16 Valve) (Chevrolet), 4" Bore (GMC Eng.), 4 Bbl. "VIN J" 1975-1972
(cont.)

VALVE TRAIN

VALVE TRAIN

QTY	VALVE GUIDE (cont.)	YEARS	PART NO.	DESCRIPTION
8	Guide	75-72	VG-5038 Std Only	Loc. Int.; w/Cast iron head; 0.3430" ID, 2.1200" O.A.L
8	Guide, Bulk	75-72	VG-5005B Std Only	Loc. Exh.; w/Cast iron head; Plain; Carton of 50; 0.3430" ID, 2.2500" O.A.L
8	Guide, Bulk	75-72	VG-5005TB Std Only	Loc. Exh.; w/Cast iron head; Threaded; Carton of 50; 0.3425" ID, 2.2500" O.A.L
8	Guide, Bulk	75-72	VG-5038B Std Only	Loc. Int.; w/Cast iron head; Carton of 50; 0.3430" ID, 2.1200" O.A.L
QTY	VALVE SPRING	YEARS	PART NO.	DESCRIPTION
8	Spring	75	VS-727 Std Only	Exc. Chevrolet Corvette Stingray; Loc. Exh.; Incl. damper; 1.9100" Free Height
8	Spring	75	VS-677 Std Only	Chevrolet Corvette Stingray; Loc. Exh.; Incl. damper; 2.0300" Free Height
8	Spring	75	VS-739R Std Only	Chevrolet Corvette Stingray; Loc. Exh.; Optional-H/D; 2.0000" Free Height
8	Spring	75	VS-677 Std Only	Chevrolet Corvette Stingray; Loc. Int.; Incl. damper; 2.0300" Free Height
8	Spring	75	VS-739R Std Only	Chevrolet Corvette Stingray; Loc. Int.; Optional-H/D; 2.0000" Free Height
8	Spring	74-72	VS-727 Std Only	Exc. Chevrolet Corvette Base; Loc. Exh.; Incl. damper; 1.9100" Free Height
8	Spring	74-73	VS-677 Std Only	Chevrolet Corvette Base; Loc. Exh.; Incl. damper; 2.0300" Free Height
8	Spring	74-72	VS-739R Std Only	Chevrolet Corvette Base; Loc. Exh.; Optional-H/D; 2.0000" Free Height
8	Spring	74-73	VS-677 Std Only	Chevrolet Corvette Base; Loc. Int.; Incl. damper; 2.0300" Free Height
8	Spring	74-72	VS-739R Std Only	Chevrolet Corvette Base; Loc. Int.; Optional-H/D; 2.0000" Free Height
8	Spring	72	VS-677 Std Only	Loc. Exh.; Incl. damper; 2.0300" Free Height
8	Spring	72	VS-677 Std Only	Loc. Int.; Incl. damper; 2.0300" Free Height
8	Spring, Bulk	75	VS-727B Std Only	Exc. Chevrolet Corvette Stingray; Loc. Exh.; Incl. damper; Carton of 250; 1.9100" Free Height
8	Spring, Bulk	75	VS-677B Std Only	Chevrolet Corvette Stingray; Loc. Exh.; Incl. damper; Carton of 250; 2.0300" Free Height
8	Spring, Bulk	75	VS-739RB Std Only	Chevrolet Corvette Stingray; Loc. Exh.; Optional-H/D; Carton of 300; 2.0000" Free Height
8	Spring, Bulk	75	VS-677B Std Only	Chevrolet Corvette Stingray; Loc. Int.; Incl. damper; Carton of 250; 2.0300" Free Height
8	Spring, Bulk	75	VS-739RB Std Only	Chevrolet Corvette Stingray; Loc. Int.; Optional-H/D; Carton of 300; 2.0000" Free Height
8	Spring, Bulk	74-72	VS-727B Std Only	Exc. Chevrolet Corvette Base; Loc. Exh.; Incl. damper; Carton of 250; 1.9100" Free Height
8	Spring, Bulk	74-73	VS-677B Std Only	Chevrolet Corvette Base; Loc. Exh.; Incl. damper; Carton of 250; 2.0300" Free Height
8	Spring, Bulk	74-72	VS-739RB Std Only	Chevrolet Corvette Base; Loc. Exh.; Optional-H/D; Carton of 300; 2.0000" Free Height
8	Spring, Bulk	74-73	VS-677B Std Only	Chevrolet Corvette Base; Loc. Int.; Incl. damper; Carton of 250; 2.0300" Free Height
8	Spring, Bulk	74-72	VS-739RB Std Only	Chevrolet Corvette Base; Loc. Int.; Optional-H/D; Carton of 300; 2.0000" Free Height
8	Spring, Bulk	72	VS-677B Std Only	Loc. Exh.; Incl. damper; Carton of 250; 2.0300" Free Height
8	Spring, Bulk	72	VS-677B Std Only	Loc. Int.; Incl. damper; Carton of 250; 2.0300" Free Height
QTY	VALVE SEAL	YEARS	PART NO.	DESCRIPTION
8	Valve Stem Seal	75-72	ST-2001 Std Only	Loc. Exh.; Positive type; Installation requires valve guide machining; (RBBTF) Rubber/PTFE
8	Valve Stem Seal	75-72	ST-2092 Std Only	Loc. Exh.; Sealed Power Premium design; Positive type, Metal Clad; (RBB) Rubber
8	Valve Stem Seal	75-72	MV-1903 Std Only	Loc. Exh.; Use w/repair guide; Positive type; (RBB) Rubber
8	Valve Stem Seal	75-72	MV-1233C Std Only	Loc. Exhaust; O-Ring; (RBB) Rubber
8	Valve Stem Seal	75-72	MV-1598C Std Only	Loc. Exhaust; Umbrella type; (RBB) Rubber
8	Valve Stem Seal	75-72	ST-2001 Std Only	Loc. Int.; Positive type; Installation requires valve guide machining; (RBBTF) Rubber/PTFE
8	Valve Stem Seal	75-72	ST-2092 Std Only	Loc. Int.; Sealed Power Premium design; Positive type, Metal Clad; (RBB) Rubber
8	Valve Stem Seal	75-72	MV-1903 Std Only	Loc. Int.; Use w/repair guide; Positive type; (RBB) Rubber
8	Valve Stem Seal	75-72	MV-1233C Std Only	Loc. Intake; O-Ring; (RBB) Rubber
8	Valve Stem Seal	75-72	MV-1598C Std Only	Loc. Intake; Umbrella type; (RBB) Rubber
8	Valve Stem Seal Bulk	75-72	ST-2001BC Std Only	Loc. Exh.; Positive type; Installation requires valve guide machining; Carton of 100; (RBBTF) Rubber/PTFE
8	Valve Stem Seal Bulk	75-72	MV-1233 Std Only	Loc. Exhaust; O-Ring; Carton of 100; (RBB) Rubber
8	Valve Stem Seal Bulk	75-72	MV-1598 Std Only	Loc. Exhaust; Umbrella type; Carton of 100; (RBB) Rubber
8	Valve Stem Seal Bulk	75-72	ST-2001BC Std Only	Loc. Int.; Positive type; Installation requires valve guide machining; Carton of 100; (RBBTF) Rubber/PTFE

(continued on next page)

GM Car (Incl. Buick, Cad., Chev., Olds., Pontiac)

350 5.7L (5736cc) OHV V8 (16 Valve) (Chevrolet), 4" Bore (GMC Eng.), 4 Bbl. "VIN J" 1975-1972 308
(cont.)

QTY	VALVE SEAL (cont.)	YEARS	PART NO.	DESCRIPTION
8	Valve Stem Seal Bulk	75-72	MV-1233 Std Only	Loc. Intake; O-Ring; Carton of 100; (RBB) Rubber
8	Valve Stem Seal Bulk	75-72	MV-1598 Std Only	Loc. Intake; Umbrella type; Carton of 100; (RBB) Rubber
QTY	VALVE SEAT	YEARS	PART NO.	DESCRIPTION
8	Seat	75	245-1562-1 Std Only	Exc. Chevrolet Corvette Stingray; Loc. Exh.; 1.5675" OD, 1.3125" ID, 0.2160" Depth
8	Seat	75	245-1687-2 Std Only	Chevrolet Corvette Stingray; Loc. Exh.; 1.6925" OD, 1.4375" ID, 0.2160" Depth
8	Seat	75	245-1562-1N Std Only	Exc. Chevrolet Corvette Stingray; Loc. Exh.; Premium Material; 1.5675" OD, 1.3125" ID, 0.2160" Depth
8	Seat	75	245-1687-2N Std Only	Chevrolet Corvette Stingray; Loc. Exh.; Premium Material; 1.6925" OD, 1.4375" ID, 0.2160" Depth
8	Seat	75	245-2062-1 Std Only	Exc. Chevrolet Corvette Stingray; Loc. Int.; 2.0680" OD, 1.8125" ID, 0.2480" Depth
8	Seat	75	245-2125-1 Std Only	Exc. Chevrolet Corvette Stingray; Loc. Int.; 2.1305" OD, 1.8125" ID, 0.2480" Depth
8	Seat	74-72	245-1562-1 Std Only	Exc. Chevrolet Corvette Base; Loc. Exh.; 1.5675" OD, 1.3125" ID, 0.2160" Depth
8	Seat	74-72	245-1687-2 Std Only	Chevrolet Corvette Base; Loc. Exh.; 1.6925" OD, 1.4375" ID, 0.2160" Depth
8	Seat	74-72	245-1562-1N Std Only	Exc. Chevrolet Corvette Base; Loc. Exh.; Premium Material; 1.5675" OD, 1.3125" ID, 0.2160" Depth
8	Seat	74-72	245-1687-2N Std Only	Chevrolet Corvette Base; Loc. Exh.; Premium Material; 1.6925" OD, 1.4375" ID, 0.2160" Depth
8	Seat	74-72	245-2062-1 Std Only	Exc. Chevrolet Corvette Base; Loc. Int.; 2.0680" OD, 1.8125" ID, 0.2480" Depth
8	Seat	74-72	245-2125-1 Std Only	Exc. Chevrolet Corvette Base; Loc. Int.; 2.1305" OD, 1.8125" ID, 0.2480" Depth
QTY	VALVE, MISC	YEARS	PART NO.	DESCRIPTION
32	Keeper	75-72	VK-115A Std Only	1 groove; Square cut key groove; Carton pack 24
32	Keeper	75-72	VK-115 Std Only	1 groove; Square cut key groove; Carton pack 32
32	Keeper	75-72	VK-115R Std Only	1 groove; Square cut key groove; Hardened
32	Keeper, Bulk	75-72	VK-115B Std Only	1 groove; Square cut key groove; Carton of 1000
16	Spring Insert	75-72	259-203C Std Only	.015"; Carton of 100
16	Spring Insert	75-72	259-203B Std Only	.030"; Carton of 100
16	Spring Insert	75-72	259-203BRS Std Only	.030"; Carton of 500
16	Spring Insert	75-72	259-203A Std Only	.060"; Carton of 100
16	Spring Insert	75-72	259-203ARS Std Only	.060"; Carton of 500
QTY	PISTON	YEARS	PART NO.	DESCRIPTION
8	Cast Piston	75-72	H423DCP * Std-20-30-40-60-80	Hypereutectic; w/machined valve reliefs and circlip grooves; Use w/LR-63 lock ring for floated applications; .9275" Pin Dia.; 2 Rings 5/64 Groove, 1 Ring 3/16 Groove, 1.548 CD, .098 dish, 4 reliefs; Use w/Lock Ring LR-63; DUROSHIELD® skirt coated piston
8	Cast Piston	75-72	H423ACP 40 + 40-60-80	Hypereutectic; w/machined valve reliefs and circlip grooves; Use w/LR-63 lock ring for floated applications; .9275" Pin Dia.; 2 Rings 5/64 Groove, 1 Ring 3/16 Groove, 1.548 CD, Recessed Head .098" deep x 2.771" dia. w/4 valve reliefs; DUROSHIELD® skirt coated piston; Superseded - When depleted use H423DCP 40
8	Cast Piston	75-72	H423NP 20 20	Perf. or reg. duty operation; Not O.E. duplicate Wt.; Use in sets only; Hypereutectic; .9275" Pin Dia.; 2 Rings 5/64 Groove, 1 Ring 3/16 Groove, 1.540 CD, .100 dish, 4 reliefs
8	Cast Piston - Individual	75-72	WH423DCP Std-20-30-40-60	Hypereutectic; w/machined valve reliefs and circlip grooves; Use w/LR-63 lock ring for floated applications; .9275" Pin Dia.; 2 Rings 5/64 Groove, 1 Ring 3/16 Groove, 1.548 CD, .098 dish, 4 reliefs; Use w/Lock Ring LR-63; DUROSHIELD® skirt coated piston
8	Cast Piston - Individual	75-72	WH423ACP + Std-20-30-40-60	Hypereutectic; w/machined valve reliefs and circlip grooves; Use w/LR-63 lock ring for floated applications; .9275" Pin Dia.; 2 Rings 5/64 Groove, 1 Ring 3/16 Groove, 1.548 CD, Recessed Head .098" deep x 2.771" dia. w/4 valve reliefs; DUROSHIELD® skirt coated piston; Superseded - When depleted use WH423DCP
1	Cast Piston Set w/Prem. Rings	75-72	8KH618CP 30 30-40-60	Hypereutectic; 0.9275" Pin Dia.; 2 Rings 5/64 Groove, 1 Ring 3/16 Groove, 1.560 CD, Domed Head .125 high w/2 valve reliefs. DUROSHIELD® skirt coated piston.
1	Cast Piston Set w/Prem. Rings	75-72	8KH423ACP 30 + 30-40-60	Hypereutectic; w/machined valve reliefs and circlip grooves; Use w/LR-63 lock ring for floated applications; .9275" Pin Dia.; 2 Rings 5/64 Groove, 1 Ring 3/16 Groove, 1.548 CD, Recessed Head .098" deep x 2.771" dia. w/4 valve reliefs; DUROSHIELD® skirt coated piston; Superseded - When depleted use 8KH423DCP 30

(continued on next page)

GM Car (Incl. Buick, Cad., Chev., Olds., Pontiac)

308 350 5.7L (5736cc) OHV V8 (16 Valve) (Chevrolet), 4" Bore (GMC Eng.), 4 Bbl. "VIN J" 1975-1972
(cont.)

QTY	PISTON (cont.)	YEARS	PART NO.	DESCRIPTION
1	Cast Piston Set w/Prem. Rings	75-72	8KH423DCP 30 30-40-60	Hypereutectic; w/machined valve reliefs and circlip grooves; Use w/LR-63 lock ring for floated applications; .9275" Pin Dia.; 2 Rings 5/64 Groove, 1 Ring 3/16 Groove, Recessed Head .098" deep x 2.771" dia. w/4 valve reliefs; DUROSHIELD® skirt coated piston
8	POWERFORGED	75	L-2403NF Std-20-30-40-60	Exc. Chevrolet Corvette Stingray; Powerforged; 0.9275" Pin Dia.; 2 Rings 5/64 Groove, 1 Ring 3/16 Groove, 1.562 CD, Recessed Head .068 deep. DUROSHIELD® skirt coated piston.
8	POWERFORGED	74-72	L-2403NF Std-20-30-40-60	Exc. Chevrolet Corvette Base; Powerforged; 0.9275" Pin Dia.; 2 Rings 5/64 Groove, 1 Ring 3/16 Groove, 1.562 CD, Recessed Head .068 deep. DUROSHIELD® skirt coated piston.
8	POWERFORGED	72	L-2304F Std-30-60	11.0:1 C.R.; Use in sets only; Powerforged; 0.9275" Pin Dia.; 2 Rings 5/64 Groove, 1 Ring 3/16 Groove, 1.560 CD, .100 dome; DUROSHIELD® skirt coated piston
8	POWERFORGED Piston-Individual	75	WL-2403NF Std-20-30-40-60	Exc. Chevrolet Corvette Stingray; Powerforged; 0.9275" Pin Dia.; 2 Rings 5/64 Groove, 1 Ring 3/16 Groove, 1.562 CD, Recessed Head .068 deep. DUROSHIELD® skirt coated piston.
8	POWERFORGED Piston-Individual	74-72	WL-2403NF Std-20-30-40-60	Exc. Chevrolet Corvette Base; Powerforged; 0.9275" Pin Dia.; 2 Rings 5/64 Groove, 1 Ring 3/16 Groove, 1.562 CD, Recessed Head .068 deep. DUROSHIELD® skirt coated piston.
8	POWERFORGED Piston-Individual	72	WL-2304F Std-30-60	11.0:1 C.R.; Use in sets only; Powerforged; 0.9275" Pin Dia.; 2 Rings 5/64 Groove, 1 Ring 3/16 Groove, 1.560 CD, .100 dome; DUROSHIELD® skirt coated piston
1	POWERFORGED Piston Set w/Rings	75-72	8KL2256F 30 30-40-60	Powerforged; 0.9272" Pin Dia.; 2 Rings 5/64 Groove, 1 Ring 3/16 Groove, 1.563 CD, Flat Head w/4 valve reliefs. DUROSHIELD® skirt coated piston.
QTY	RINGS	YEARS	PART NO.	DESCRIPTION
1	Premium Set	75-72	E-251KC Std-20-30-40-60	2-5/64, 1-3/16; Premium Chrome
1	Premium Set	75-72	E-251K Std-10-20-30-40-60	2-5/64, 1-3/16; Premium Moly
1	Premium Set	75-72	R-9903 Std-20-30-60	2-5/64, 1-3/16; Speed-Pro plasma-moly Perf. ring set
1	Standard Set	75-72	E-251X Std-10-20-30-40-60-80	2-5/64, 1-3/16; Iron
8	Premium Single Cylinder Set	75-72	WE-251K Std-30-40-60	2-5/64, 1-3/16; Premium Moly
8	Standard Single Cylinder Set	75-72	WE-251X Std-30-40-60	2-5/64, 1-3/16; Iron
QTY	ENGINE BEARINGS	YEARS	PART NO.	DESCRIPTION
1	Main Set	75-72	4663M Std-1-2-10-20-30-40-60	
1	Main Set	75-72	6688M 10 10-20-30	.020" O/S length flange brg.
1	Main Set	75-72	4663MA Std-1-2-10-20-30-40-60	A-Series aluminum bearings
1	Main Set	75-72	7329MA 10 10-20	A-Series aluminum bearings ; .010" O/S length flange brg.
1	Main Set	75-72	7274MA 10X20 10X20	A-Series aluminum bearings ; w/.020" O/S OD
1	Main Set	75-72	139M Std-1-1X-9-10-11-20-21-30	Race Performance; 3/4 grooved
1	Main Set	75-72	C139M Std-1-1X-10-20-30	Race Performance; 3/4 grooved; DUROSHIELD® coated bearings
1	Rod Set	75-72	8-2555CP Std-1-10-20-30-40-50	8-2555CA 60 avail. as unplated & resizeable; Overplated copper-lead alloy
1	Rod Set	75-72	8-2555A Std-1-10-20-30-40-50-60	A-Series aluminum bearings
1	Rod Set	75-72	8-2555A 10X2 10X2-20X2-30X2-40X2	A-Series aluminum bearings ; Use in .002" O/S Rod Bore
1	Rod Set	75-72	8-7095CH Std-1-10-20-30	Race Performance
1	Rod Set	75-72	8-7100CH Std-1-1X-9-10-11-19-20-21-30	Race Performance; Chamfered on one side
1	Rod Set	75-72	C8-7100CH Std-1-1X-10-20-30	Race Performance; DUROSHIELD® coated bearings; w/o Dowel hole; Chamfered on one side
1	Rod Set	75-72	8-2555CA 60 60	Unplated & resizeable
1	Rod Set	75-72	8-2555CP 10X2 + 10X2-20X2	Use in .002" O/S Rod Bore; Overplated copper-lead alloy; Superseded - When depleted use 8-2555A 10X2
8	Rod Pair	75-72	2555A Std-1-2-10-20-30-40-50-60	A-Series aluminum bearings
8	Rod Pair	75-72	2555CP Std-1-2-10-20-30-40-50	Overplated copper-lead alloy
8	Rod Pair	75-72	7100CH Std-1-1X-10-20-30	Race Performance; Chamfered on one side
8	Rod Pair	75-72	2555CA 60 60	Unplated & resizeable
8	Rod Pair	75-72	2555CP 10X2 + 10X2-20X2	Use in .002" O/S Rod Bore; Superseded - When depleted use 2555A 10X2
1	Cam Set	75-72	1750M Std Only	2.030" housing bore
1	Cam Set	75-72	1235M Std-1-10	Babbitt material; Full round design
1	Cam Set	75-72	1749M Std Only	Bi-Metal Aluminum

BLOCK

BLOCK

(continued on next page)

GM Car (Incl. Buick, Cad., Chev., Olds., Pontiac)

350 5.7L (5736cc) OHV V8 (16 Valve) (Chevrolet), 4" Bore (GMC Eng.), 4 Bbl. "VIN J" 1975-1972 308
(cont.)

	ENGINE BEARINGS	YEARS	PART NO.	DESCRIPTION
BLOCK	QTY 1	(cont.) Cam Set	75-72 2100M Std Only	Race Performance
	QTY 1	OIL PUMP Oil Pump	75 224-4146	Exc. Chevrolet Corvette Stingray; 5/8" inlet
	1	Oil Pump	75 224-4146A	Chevrolet Corvette Stingray; High Pressure; 5/8" inlet
	1	Oil Pump	75-72 224-4143	High Volume, check pan for clearance; 5/8" inlet; Use shaft w/steel guide
	1	Oil Pump	74-72 224-4146	Exc. Chevrolet Corvette Base; 5/8" inlet
	1	Oil Pump	74-72 224-4146A	Chevrolet Corvette Base; High Pressure; 5/8" inlet
	1	Inter. Shaft	75-72 224-6146E	Has steel shaft guide; Eliminates nylon shaft guide
	1	Inter. Shaft	75-72 224-6146	Use w/nylon shaft guide
	1	Oil Pump Shaft Guide	75-72 224-43343	Nylon
	1	Screen Assy.	75 224-14227	Chevrolet Corvette Stingray; 5/8" inlet tube
1	Screen Assy.	74-72 224-14227	Chevrolet Corvette Base; 5/8" inlet tube	
BLOCK	QTY 1	GASKETS Kit Gasket Set	75-72 260-1079	Premium set; Hi-Perf.; Header gskts. incl.; Complete set
	1	Kit Gasket Set	75-72 260-1000	VINTAGE; Head bolts not incl.
	1	Kit Gasket Set	75 260-1000BT	VINTAGE; Head bolts not incl.; PermaDryPlus® valve cover & oil pan gskts. incl.; PermaDryPlus® water outlet gskt. incl.
	1	Kit Gasket Set	74-72 260-1000AT	VINTAGE; Head bolts not incl.; PermaDryPlus® valve cover & oil pan gskts. incl.; PermaDryPlus® water outlet gskt. incl.
	2	Head Bolt Set	75-72 260-2500 Std Only	Replacement recommended
BLOCK	QTY 1	FREEZE PLUGS Brass Block Plug Kit	75-72 381-8007	
	1	Steel Block Plug Kit	75-72 381-4011	
	1	Brass Deep Cup Freeze Plug	75-72 381-9001	VINTAGE; 1.625" Diameter
	1	Steel Deep Cup Freeze Plug	75-72 381-3095	0.500" Diameter
	1	Steel Deep Cup Freeze Plug	75-72 381-3041	1.625" Diameter
	1	Steel Shallow Cup Freeze Plug	75-72 381-2078	2.109" Diameter

350 5.7L (5736cc) OHV V8 (16 Valve) (Chevrolet), 4" Bore (GMC Eng.), 4 Bbl. "VIN K" 1974-1972 309

	TIMING	YEARS	PART NO.	DESCRIPTION
VALVE TRAIN	QTY 1	3 Piece Set	74-72 KT3-499S	Powdered Metal Crank Sprocket; w/.405" tooth width sprocket; (1) 222-499; (1) 223-390; (1) 223-391
	1	Timing Set w/Gaskets	74-72 CTS-1001	VINTAGE; w/.405" tooth width sprocket
	1	Timing Chain	74-72 222-499	Use w/.405" tooth width sprocket; 46 Links
	1	Crank Sprocket	74-72 223-391	Powdered metal; .405" tooth width sprocket; 18 Teeth
	1	Cam Sprocket	74-72 223-390	.405" tooth width sprocket; 36 Teeth
	1	Cam Sprocket	74-72 223-390N	Nylon; .405" tooth width sprocket; 36 Teeth
	VALVE TRAIN	QTY 1	CAMSHAFT/LIFTER Camshaft	74-73 CS-274
1		Camshaft	72 CS-274	Exc. Chevrolet Corvette Base; Exc. Calif. Emis.; Hydraulic, (050) Duration at .050 Lobe Lift, 203 Exh., 194 Int., 112 Degrees Lobe Separation
1		Performance Cam	74-72 CS-1103R	Emissions Legal Cam; CARB E.O. No. D-292-1; Pro-1500 Perf. Cam; 0.42" Exh. Valve Lift, 0.398" Int. Valve Lift, Hydraulic, (050) Duration at .050 Lobe Lift, 204 Exh., 194 Int., 112 Degrees Lobe Separation
1		Performance Cam	74-72 CS-1014R	Emissions Legal Cam; CARB E.O. No. D-292-1; Pro-2000 Perf. Cam; 0.443" Exh. Valve Lift, 0.42" Int. Valve Lift, Hydraulic, (050) Duration at .050 Lobe Lift, 214 Exh., 204 Int., 112 Degrees Lobe Separation
1		Performance Cam	74-72 CS-1106R	Emissions Legal Cam; CARB E.O. No. D-292-1; Pro-3000 Perf. Cam; 0.465" Exh. Valve Lift, 0.443" Int. Valve Lift, Hydraulic, (050) Duration at .050 Lobe Lift, 224 Exh., 214 Int., 112 Degrees Lobe Separation
1		Performance Cam	74-73 CS-1095R	Chevrolet Corvette Base; Pro-3000 Perf. Cam; Use w/Hyd. lifters; 0.46" Exh. Valve Lift, 0.45" Int. Valve Lift, Hydraulic, (050) Duration at .050 Lobe Lift, 224 Exh., 224 Int., 114 Degrees Lobe Separation
1		Performance Cam	72 CS-1145R	Chevrolet Corvette Base; Pro-4000 Perf. Cam; Use w/Mech. lifters; 0.485" Exh. Valve Lift, 0.459" Int. Valve Lift, Mechanical, (050) Duration at .050 Lobe Lift, 254 Exh., 242 Int., 116 Degrees Lobe Separation
1		Prelube	55-403 Std Only	1.5 oz. packet
1		Prelube	55-400 Std Only	4 oz. bottle; 1.5 oz. packet No. 55-403 also avail.
16		Lifter	74-73 HT-817 Std Only	Hyd.

(continued on next page)

GM Car (Incl. Buick, Cad., Chev., Olds., Pontiac)

309 350 5.7L (5736cc) OHV V8 (16 Valve) (Chevrolet), 4" Bore (GMC Eng.), 4 Bbl. "VIN K" 1974-1972
(cont.)

QTY	CAMSHAFT/LIFTER	YEARS	PART NO.	DESCRIPTION
16	Lifter	74-72	HT-817R Std Only	Speed-Pro Hi-Revolution Hyd.
16	Lifter	72	HT-817 Std Only	Chevrolet Corvette Base; Exc. Spec. Hi-Perf.; Hyd.
16	Lifter	72	HT-817 Std Only	Exc. Chevrolet Corvette Base; Hyd.
16	Lifter	72	AT-992 Std Only	Chevrolet Corvette Base; Speed-Pro Mech.
16	Lifter, Bulk	74-73	HT-817B Std Only	Hyd.; Carton of 128
16	Lifter, Bulk	74-72	HT-817RB Std Only	Speed-Pro Hi-Revolution Hyd.; Carton of 128
16	Lifter, Bulk	72	HT-817B Std Only	Chevrolet Corvette Base; Exc. Spec. Hi-Perf.; Hyd.; Carton of 128
16	Lifter, Bulk	72	HT-817B Std Only	Exc. Chevrolet Corvette Base; Hyd.; Carton of 128
16	Lifter, Bulk	72	AT-992B Std Only	Chevrolet Corvette Base; Speed-Pro Mech.; Carton of 128
QTY	CAM KIT	YEARS	PART NO.	DESCRIPTION
1	Cam/Lifter Kit	74-73	KC-1103R	Emissions Legal Cam; CARB E.O. No. D-292-1; Hyd.; Pro-1500 Perf. Cam; Duration at .050", 194 Int., 204 Exh.; Valve lift .398" Int., .420" Exh.; Lobe Separation 112 Degrees; (1) 55-403B; (1) CS-1103R; (16) HT-817
1	Cam/Lifter Kit	74-73	KC-1014R	Emissions Legal Cam; CARB E.O. No. D-292-1; Hyd.; Pro-2000 Perf. Cam; Duration at .050", 204 Int., 214 Exh.; Valve lift .420" Int., .443" Exh.; Lobe Separation 112 Degrees; (1) 55-403B; (1) CS-1014R; (16) HT-817
1	Cam/Lifter Kit	74-73	KC-1106R	Emissions Legal Cam; CARB E.O. No. D-292-1; Hyd.; Pro-3000 Perf. Cam; Duration at .050", 214 Int., 224 Exh.; Valve lift .443" Int., .465" Exh.; Lobe Separation 112 Degrees; (1) 55-403B; (1) CS-1106R; (16) HT-817
1	Cam/Lifter Kit	74-73	KC-274	Exc. Chevrolet Corvette Base; Hyd.; (1) 55-403B; (1) CS-274; (16) HT-817
1	Cam/Lifter Kit	74-73	KC-1095R	Chevrolet Corvette Base; Hyd.; Pro-3000 Perf. Cam; Duration at .050", 224 Int., 224 Exh.; (1) 55-403B; (1) CS-1095R; (16) HT-817
1	Cam/Lifter Kit	72	KC-1103R	Exc. Chevrolet Corvette Base; Emissions Legal Cam; CARB E.O. No. D-292-1; Hyd.; Pro-1500 Perf. Cam; Duration at .050", 194 Int., 204 Exh.; Valve lift .398" Int., .420" Exh.; Lobe Separation 112 Degrees; (1) 55-403B; (1) CS-1103R; (16) HT-817
1	Cam/Lifter Kit	72	KC-1014R	Exc. Chevrolet Corvette Base; Emissions Legal Cam; CARB E.O. No. D-292-1; Hyd.; Pro-2000 Perf. Cam; Duration at .050", 204 Int., 214 Exh.; Valve lift .420" Int., .443" Exh.; Lobe Separation 112 Degrees; (1) 55-403B; (1) CS-1014R; (16) HT-817
1	Cam/Lifter Kit	72	KC-1106R	Exc. Chevrolet Corvette Base; Emissions Legal Cam; CARB E.O. No. D-292-1; Hyd.; Pro-3000 Perf. Cam; Duration at .050", 214 Int., 224 Exh.; Valve lift .443" Int., .465" Exh.; Lobe Separation 112 Degrees; (1) 55-403B; (1) CS-1106R; (16) HT-817
1	Cam/Lifter Kit	72	KC-274	Exc. Chevrolet Corvette Base; Exc. Calif. Emis.; Hyd.; (1) 55-403B; (1) CS-274; (16) HT-817
1	Cam/Lifter Kit	72	KC-1103R	Chevrolet Corvette Base; Exc. Spec. Hi-Perf.; Emissions Legal Cam; CARB E.O. No. D-292-1; Hyd.; Pro-1500 Perf. Cam; Duration at .050", 194 Int., 204 Exh.; Valve lift .398" Int., .420" Exh.; Lobe Separation 112 Degrees; (1) 55-403B; (1) CS-1103R; (16) HT-817
1	Cam/Lifter Kit	72	KC-1014R	Chevrolet Corvette Base; Exc. Spec. Hi-Perf.; Emissions Legal Cam; CARB E.O. No. D-292-1; Hyd.; Pro-2000 Perf. Cam; Duration at .050", 204 Int., 214 Exh.; Valve lift .420" Int., .443" Exh.; Lobe Separation 112 Degrees; (1) 55-403B; (1) CS-1014R; (16) HT-817
1	Cam/Lifter Kit	72	KC-1106R	Chevrolet Corvette Base; Exc. Spec. Hi-Perf.; Emissions Legal Cam; CARB E.O. No. D-292-1; Hyd.; Pro-3000 Perf. Cam; Duration at .050", 214 Int., 224 Exh.; Valve lift .443" Int., .465" Exh.; Lobe Separation 112 Degrees; (1) 55-403B; (1) CS-1106R; (16) HT-817
1	Cam/Lifter Kit	72	KC-1145R	Chevrolet Corvette Base; Mech.; Pro-4000 Perf. Cam; Duration at .050", 242 Int., 254 Exh.; (1) 55-403B; (16) AT-992; (1) CS-1145R
1	Cam/Lifter/Timing Kit	74-73	KCT-274	Exc. Chevrolet Corvette Base; Hyd.; w/.405" tooth width sprocket; (1) 55-403B; (1) CS-274; (16) HT-817; (1) KT3-499S
1	Cam/Lifter/Timing Kit	72	KCT-274	Exc. Chevrolet Corvette Base; Exc. Calif. Emis.; Hyd.; w/.405" tooth width sprocket; (1) 55-403B; (1) CS-274; (16) HT-817; (1) KT3-499S
QTY	PUSH ROD	YEARS	PART NO.	DESCRIPTION
16	Push Rod	74-72	RP-3093 Std Only	7.7940" O.A.L.
16	Push Rod	74-72	RP-3212R Std-100-150-200	Chrome-Moly; 7.7900" O.A.L.
16	Push Rod, Bulk	74-72	BRP-3093 Std Only	Carton of 100; 7.7940" O.A.L.

VALVE TRAIN

VALVE TRAIN

(continued on next page)

GM Car (Incl. Buick, Cad., Chev., Olds., Pontiac)

350 5.7L (5736cc) OHV V8 (16 Valve) (Chevrolet), 4" Bore (GMC Eng.), 4 Bbl. "VIN K" 1974-1972 309
(cont.)

QTY	PUSH ROD (cont.)	YEARS	PART NO.	DESCRIPTION
16	Push Rod, Bulk	74-72	BRP-3212R Std-100	Chrome-Moly; Carton of 100; 7.7900" O.A.L.
8	Push Rod Guide Plate	74-72	MR-1930 Std Only	Speed-Pro flat guide plate for 3/8" dia. push rods; Requires screw-in studs
8	Push Rod Guide Plate	74-72	MR-1896 Std Only	Speed-Pro flat guide plate for 5/16" dia. push rods; Requires screw-in studs
8	Push Rod Guide Plate	74-72	MR-1892 Std Only	Speed-Pro stepped guide plate for 3/8" dia. push rods; Requires screw-in studs
8	Push Rod Guide Plate	74-72	MR-1891 Std Only	Speed-Pro stepped guide plate for 5/16" dia. push rods; Requires screw-in studs
QTY	ROCKER PARTS	YEARS	PART NO.	DESCRIPTION
16	Arm Assy.	74-72	R-826 Std Only	Incl. arm, ball & nut
16	Arm Assy.	74-72	R-865R Std Only	Speed-Pro 1.5 ratio stamped steel, long slot; Incl. H/D 4 groove ball & nut
16	Arm Assy.	74-72	R-1024R Std Only	Speed-Pro 1.5 ratio stamped steel, rlr. tip, long slot; Incl. H/D 4 groove ball & nut
16	Arm Assy.	74-72	R-952R Std Only	Speed-Pro 1.6 ratio stamped steel, long slot; Incl. H/D 4 groove ball & nut
16	Arm Assy.	74-72	R-1025R Std Only	Speed-Pro 1.6 ratio stamped steel, rlr. tip, long slot; Incl. H/D 4 groove ball & nut
16	Arm Assy., Bulk	74-72	R-826B Std Only	Incl. arm, ball & nut; Carton of 64
16	Arm Assy., Bulk	74-72	R-865RB Std Only	Speed-Pro 1.5 ratio stamped steel, long slot; Incl. ball & nut; Carton of 64
16	Arm	74-72	R-826A Std Only	
16	Rocker Arm Ball	74-72	MR-1783 Std Only	
16	Rocker Arm Ball	74-72	MR-1822 Std Only	H/D 4 groove ball
16	Nut	74-72	MR-1751 Std Only	Self-locking, 3/8" x 24 threads
16	Stud	74-72	MR-1752 Std Only	.003" O/S; 3/8" x 24 x 2.495"
16	Stud	74-72	MR-1949 Std Only	.372" x 24 x 2.495"
16	Stud	74-72	MR-1865RS Std Only	Speed-Pro 3/8" dia. Perf. screw-in stud; requires head machining
QTY	VALVE	YEARS	PART NO.	DESCRIPTION
8	Exhaust	74-72	V-1904 Std-3-15-30	Exc. Chevrolet Corvette Base; Chrome plated stem; 1.5000" Head Dia., 0.3414" Stem Dia., 4.9280" O.A.L.
8	Exhaust	74-72	V-1888X Std Only	Exc. Chevrolet Corvette Base; Chrome plated stem; Stellite face; 1.5000" Head Dia., 0.3412" Stem Dia., 4.9230" O.A.L.
8	Exhaust	74-72	V-4231 Std Only	Chevrolet Corvette Base; Chrome plated stem; Swirl Polish; 1.6000" Head Dia., 0.3407" Stem Dia., 4.9000" O.A.L.
8	Exhaust	74-72	V-1755 Std-15	Chevrolet Corvette Base; VINTAGE; Chrome plated stem; 1.6000" Head Dia., 0.3415" Stem Dia., 4.9030" O.A.L.
8	Exhaust, Bulk	74-72	V-1904B Std-15	Exc. Chevrolet Corvette Base; Chrome plated stem; Carton of 25; 1.5000" Head Dia., 0.3414" Stem Dia., 4.9280" O.A.L.
8	Intake	74-72	V-1926 Std-3-15	Exc. Chevrolet Corvette Base; Chrome plated stem; 1.9400" Head Dia., 0.3414" Stem Dia., 4.8800" O.A.L.
8	Intake	74-72	V-1756 Std-15	Chevrolet Corvette Base; Chrome plated stem; 2.0200" Head Dia., 0.3415" Stem Dia., 4.8800" O.A.L.
8	Intake	74-72	V-1926Y 15	Exc. Chevrolet Corvette Base; Chrome plated stem; w/.708" reduced end length; 1.9400" Head Dia., 0.3564" Stem Dia., 4.8800" O.A.L.
8	Intake, Bulk	74-72	V-1926B Std-15	Exc. Chevrolet Corvette Base; Chrome plated stem; Carton of 25; 1.9400" Head Dia., 0.3410" Stem Dia., 4.8800" O.A.L.
8	Intake, Bulk	74-72	V-1756B 15	Chevrolet Corvette Base; Chrome plated stem; Carton of 25; 2.0200" Head Dia., 0.3565" Stem Dia., 4.8800" O.A.L.
QTY	VALVE GUIDE	YEARS	PART NO.	DESCRIPTION
8	Guide	74-72	VG-5005H Std Only	Loc. Exh.; w/Cast iron head; Hardened; 0.3430" ID, 2.2500" O.A.L.
8	Guide	74-72	VG-5005 Std Only	Loc. Exh.; w/Cast iron head; Plain; 0.3430" ID, 2.2500" O.A.L.
8	Guide	74-72	VG-5005T Std Only	Loc. Exh.; w/Cast iron head; Threaded; 0.3425" ID, 2.2500" O.A.L.
8	Guide	74-72	VG-5038 Std Only	Loc. Int.; w/Cast iron head; 0.3430" ID, 2.1200" O.A.L.
8	Guide, Bulk	74-72	VG-5005B Std Only	Loc. Exh.; w/Cast iron head; Plain; Carton of 50; 0.3430" ID, 2.2500" O.A.L.
8	Guide, Bulk	74-72	VG-5005TB Std Only	Loc. Exh.; w/Cast iron head; Threaded; Carton of 50; 0.3425" ID, 2.2500" O.A.L.
8	Guide, Bulk	74-72	VG-5038B Std Only	Loc. Int.; w/Cast iron head; Carton of 50; 0.3430" ID, 2.1200" O.A.L.

VALVE TRAIN

VALVE TRAIN

(continued on next page)

GM Car (Incl. Buick, Cad., Chev., Olds., Pontiac)

309 350 5.7L (5736cc) OHV V8 (16 Valve) (Chevrolet), 4" Bore (GMC Eng.), 4 Bbl. "VIN K" 1974-1972
(cont.)

QTY	VALVE SPRING	YEARS	PART NO.	DESCRIPTION
8	Spring	74-72	VS-727 Std Only	Exc. Chevrolet Corvette Base; Loc. Exh.; Incl. damper; 1.9100" Free Height
8	Spring	74-73	VS-677 Std Only	Chevrolet Corvette Base; Loc. Exh.; Incl. damper; 2.0300" Free Height
8	Spring	74-72	VS-739R Std Only	Chevrolet Corvette Base; Loc. Exh.; Optional-H/D; 2.0000" Free Height
8	Spring	74-73	VS-677 Std Only	Chevrolet Corvette Base; Loc. Int.; Incl. damper; 2.0300" Free Height
8	Spring	74-72	VS-739R Std Only	Chevrolet Corvette Base; Loc. Int.; Optional-H/D; 2.0000" Free Height
8	Spring	72	VS-677 Std Only	Loc. Exh.; Incl. damper; 2.0300" Free Height
8	Spring	72	VS-677 Std Only	Loc. Int.; Incl. damper; 2.0300" Free Height
8	Spring, Bulk	74-72	VS-727B Std Only	Exc. Chevrolet Corvette Base; Loc. Exh.; Incl. damper; Carton of 250; 1.9100" Free Height
8	Spring, Bulk	74-73	VS-677B Std Only	Chevrolet Corvette Base; Loc. Exh.; Incl. damper; Carton of 250; 2.0300" Free Height
8	Spring, Bulk	74-72	VS-739RB Std Only	Chevrolet Corvette Base; Loc. Exh.; Optional-H/D; Carton of 300; 2.0000" Free Height
8	Spring, Bulk	74-73	VS-677B Std Only	Chevrolet Corvette Base; Loc. Int.; Incl. damper; Carton of 250; 2.0300" Free Height
8	Spring, Bulk	74-72	VS-739RB Std Only	Chevrolet Corvette Base; Loc. Int.; Optional-H/D; Carton of 300; 2.0000" Free Height
8	Spring, Bulk	72	VS-677B Std Only	Loc. Exh.; Incl. damper; Carton of 250; 2.0300" Free Height
8	Spring, Bulk	72	VS-677B Std Only	Loc. Int.; Incl. damper; Carton of 250; 2.0300" Free Height
QTY	VALVE SEAL	YEARS	PART NO.	DESCRIPTION
8	Valve Stem Seal	74-72	ST-2001 Std Only	Loc. Exh.; Positive type; Installation requires valve guide machining; (RBBTF) Rubber/PTFE
8	Valve Stem Seal	74-72	ST-2092 Std Only	Loc. Exh.; Sealed Power Premium design; Positive type, Metal Clad; (RBB) Rubber
8	Valve Stem Seal	74-72	MV-1903 Std Only	Loc. Exh.; Use w/repair guide; Positive type; (RBB) Rubber
8	Valve Stem Seal	74-72	MV-1233C Std Only	Loc. Exhaust; O-Ring; (RBB) Rubber
8	Valve Stem Seal	74-72	MV-1598C Std Only	Loc. Exhaust; Umbrella type; (RBB) Rubber
8	Valve Stem Seal	74-72	ST-2001 Std Only	Loc. Int.; Positive type; Installation requires valve guide machining; (RBBTF) Rubber/PTFE
8	Valve Stem Seal	74-72	ST-2092 Std Only	Loc. Int.; Sealed Power Premium design; Positive type, Metal Clad; (RBB) Rubber
8	Valve Stem Seal	74-72	MV-1903 Std Only	Loc. Int.; Use w/repair guide; Positive type; (RBB) Rubber
8	Valve Stem Seal	74-72	MV-1233C Std Only	Loc. Intake; O-Ring; (RBB) Rubber
8	Valve Stem Seal	74-72	MV-1598C Std Only	Loc. Intake; Umbrella type; (RBB) Rubber
8	Valve Stem Seal Bulk	74-72	ST-2001BC Std Only	Loc. Exh.; Positive type; Installation requires valve guide machining; Carton of 100; (RBBTF) Rubber/PTFE
8	Valve Stem Seal Bulk	74-72	MV-1233 Std Only	Loc. Exhaust; O-Ring; Carton of 100; (RBB) Rubber
8	Valve Stem Seal Bulk	74-72	MV-1598 Std Only	Loc. Exhaust; Umbrella type; Carton of 100; (RBB) Rubber
8	Valve Stem Seal Bulk	74-72	ST-2001BC Std Only	Loc. Int.; Positive type; Installation requires valve guide machining; Carton of 100; (RBBTF) Rubber/PTFE
8	Valve Stem Seal Bulk	74-72	MV-1233 Std Only	Loc. Intake; O-Ring; Carton of 100; (RBB) Rubber
8	Valve Stem Seal Bulk	74-72	MV-1598 Std Only	Loc. Intake; Umbrella type; Carton of 100; (RBB) Rubber
QTY	VALVE SEAT	YEARS	PART NO.	DESCRIPTION
8	Seat	74-72	245-1562-1 Std Only	Exc. Chevrolet Corvette Base; Loc. Exh.; 1.5675" OD, 1.3125" ID, 0.2160" Depth
8	Seat	74-72	245-1687-2 Std Only	Chevrolet Corvette Base; Loc. Exh.; 1.6925" OD, 1.4375" ID, 0.2160" Depth
8	Seat	74-72	245-1562-1N Std Only	Exc. Chevrolet Corvette Base; Loc. Exh.; Premium Material; 1.5675" OD, 1.3125" ID, 0.2160" Depth
8	Seat	74-72	245-1687-2N Std Only	Chevrolet Corvette Base; Loc. Exh.; Premium Material; 1.6925" OD, 1.4375" ID, 0.2160" Depth
8	Seat	74-72	245-2062-1 Std Only	Exc. Chevrolet Corvette Base; Loc. Int.; 2.0680" OD, 1.8125" ID, 0.2480" Depth
8	Seat	74-72	245-2125-1 Std Only	Exc. Chevrolet Corvette Base; Loc. Int.; 2.1305" OD, 1.8125" ID, 0.2480" Depth
QTY	VALVE, MISC	YEARS	PART NO.	DESCRIPTION
32	Keeper	74-72	VK-115A Std Only	1 groove; Square cut key groove; Carton pack 24
32	Keeper	74-72	VK-115 Std Only	1 groove; Square cut key groove; Carton pack 32
32	Keeper	74-72	VK-115R Std Only	1 groove; Square cut key groove; Hardened
32	Keeper, Bulk	74-72	VK-115B Std Only	1 groove; Square cut key groove; Carton of 1000
16	Spring Insert	74-72	259-203C Std Only	.015"; Carton of 100
16	Spring Insert	74-72	259-203B Std Only	.030"; Carton of 100
16	Spring Insert	74-72	259-203BRS Std Only	.030"; Carton of 500
16	Spring Insert	74-72	259-203A Std Only	.060"; Carton of 100
16	Spring Insert	74-72	259-203ARS Std Only	.060"; Carton of 500

VALVE TRAIN

VALVE TRAIN

(continued on next page)

GM Car (Incl. Buick, Cad., Chev., Olds., Pontiac)

350 5.7L (5736cc) OHV V8 (16 Valve) (Chevrolet), 4" Bore (GMC Eng.), 4 Bbl. "VIN K" 1974-1972 **309**
(cont.)

QTY	PISTON	YEARS	PART NO.	DESCRIPTION
8	Cast Piston	74-72	H423DCP * Std-20-30-40-60-80	Hypereutectic; w/machined valve reliefs and circlip grooves; Use w/LR-63 lock ring for floated applications; .9275" Pin Dia.; 2 Rings 5/64 Groove, 1 Ring 3/16 Groove, 1.548 CD, .098 dish, 4 reliefs; Use w/Lock Ring LR-63; DUROSHIELD® skirt coated piston
8	Cast Piston	74-72	H423ACP 40 + 40-60-80	Hypereutectic; w/machined valve reliefs and circlip grooves; Use w/LR-63 lock ring for floated applications; .9275" Pin Dia.; 2 Rings 5/64 Groove, 1 Ring 3/16 Groove, 1.548 CD, Recessed Head .098" deep x 2.771" dia. w/4 valve reliefs; DUROSHIELD® skirt coated piston; Superseded - When depleted use H423DCP 40
8	Cast Piston	74-72	H423NP 20 20	Perf. or reg. duty operation; Not O.E. duplicate Wt.; Use in sets only; Hypereutectic; .9275" Pin Dia.; 2 Rings 5/64 Groove, 1 Ring 3/16 Groove, 1.540 CD, .100 dish, 4 reliefs
8	Cast Piston - Individual	74-72	WH423DCP Std-20-30-40-60	Hypereutectic; w/machined valve reliefs and circlip grooves; Use w/LR-63 lock ring for floated applications; .9275" Pin Dia.; 2 Rings 5/64 Groove, 1 Ring 3/16 Groove, 1.548 CD, .098 dish, 4 reliefs; Use w/Lock Ring LR-63; DUROSHIELD® skirt coated piston
8	Cast Piston - Individual	74-72	WH423ACP + Std-20-30-40-60	Hypereutectic; w/machined valve reliefs and circlip grooves; Use w/LR-63 lock ring for floated applications; .9275" Pin Dia.; 2 Rings 5/64 Groove, 1 Ring 3/16 Groove, 1.548 CD, Recessed Head .098" deep x 2.771" dia. w/4 valve reliefs; DUROSHIELD® skirt coated piston; Superseded - When depleted use WH423DCP
1	Cast Piston Set w/Prem. Rings	74-72	8KH618CP 30 30-40-60	Hypereutectic; 0.9275" Pin Dia.; 2 Rings 5/64 Groove, 1 Ring 3/16 Groove, 1.560 CD, Domed Head .125 high w/2 valve reliefs. DUROSHIELD® skirt coated piston.
1	Cast Piston Set w/Prem. Rings	74-72	8KH423ACP 30 + 30-40-60	Hypereutectic; w/machined valve reliefs and circlip grooves; Use w/LR-63 lock ring for floated applications; .9275" Pin Dia.; 2 Rings 5/64 Groove, 1 Ring 3/16 Groove, 1.548 CD, Recessed Head .098" deep x 2.771" dia. w/4 valve reliefs; DUROSHIELD® skirt coated piston; Superseded - When depleted use 8KH423DCP 30
1	Cast Piston Set w/Prem. Rings	74-72	8KH423DCP 30 30-40-60	Hypereutectic; w/machined valve reliefs and circlip grooves; Use w/LR-63 lock ring for floated applications; .9275" Pin Dia.; 2 Rings 5/64 Groove, 1 Ring 3/16 Groove, Recessed Head .098" deep x 2.771" dia. w/4 valve reliefs; DUROSHIELD® skirt coated piston
8	POWERFORGED	74-72	L-2403NF Std-20-30-40-60	Exc. Chevrolet Corvette Base; Powerforged; 0.9275" Pin Dia.; 2 Rings 5/64 Groove, 1 Ring 3/16 Groove, 1.562 CD, Recessed Head .068 deep. DUROSHIELD® skirt coated piston.
8	POWERFORGED	72	L-2304F Std-30-60	11.0:1 C.R.; Use in sets only; Powerforged; 0.9275" Pin Dia.; 2 Rings 5/64 Groove, 1 Ring 3/16 Groove, 1.560 CD, .100 dome; DUROSHIELD® skirt coated piston
8	POWERFORGED Piston-Individual	74-72	WL-2403NF Std-20-30-40-60	Exc. Chevrolet Corvette Base; Powerforged; 0.9275" Pin Dia.; 2 Rings 5/64 Groove, 1 Ring 3/16 Groove, 1.562 CD, Recessed Head .068 deep. DUROSHIELD® skirt coated piston.
8	POWERFORGED Piston-Individual	72	WL-2304F Std-30-60	11.0:1 C.R.; Use in sets only; Powerforged; 0.9275" Pin Dia.; 2 Rings 5/64 Groove, 1 Ring 3/16 Groove, 1.560 CD, .100 dome; DUROSHIELD® skirt coated piston
1	POWERFORGED Piston Set w/Rings	74-72	8KL2256F 30 30-40-60	Powerforged; 0.9272" Pin Dia.; 2 Rings 5/64 Groove, 1 Ring 3/16 Groove, 1.563 CD, Flat Head w/4 valve reliefs. DUROSHIELD® skirt coated piston.
QTY	RINGS	YEARS	PART NO.	DESCRIPTION
1	Premium Set	74-72	E-251KC Std-20-30-40-60	2-5/64, 1-3/16; Premium Chrome
1	Premium Set	74-72	E-251K Std-10-20-30-40-60	2-5/64, 1-3/16; Premium Moly
1	Premium Set	74-72	R-9903 Std-20-30-60	2-5/64, 1-3/16; Speed-Pro plasma-moly Perf. ring set
1	Standard Set	74-72	E-251X Std-10-20-30-40-60-80	2-5/64, 1-3/16; Iron
8	Premium Single Cylinder Set	74-72	WE-251K Std-30-40-60	2-5/64, 1-3/16; Premium Moly
8	Standard Single Cylinder Set	74-72	WE-251X Std-30-40-60	2-5/64, 1-3/16; Iron
QTY	ENGINE BEARINGS	YEARS	PART NO.	DESCRIPTION
1	Main Set	74-72	4663M Std-1-2-10-20-30-40-60	.020" O/S length flange brg.
1	Main Set	74-72	6688M 10 10-20-30	A-Series aluminum bearings
1	Main Set	74-72	4663MA Std-1-2-10-20-30-40-60	A-Series aluminum bearings ; .010" O/S length flange brg.
1	Main Set	74-72	7329MA 10 10-20	A-Series aluminum bearings ; w/.020" O/S OD
1	Main Set	74-72	7274MA 10X20 10X20	Race Performance; 3/4 grooved
1	Main Set	74-72	139M Std-1-1X-9-10-11-20-21-30	Race Performance; 3/4 grooved; DUROSHIELD® coated bearings
1	Main Set	74-72	C139M Std-1-1X-10-20-30	Race Performance; 3/4 grooved; DUROSHIELD® coated bearings

(continued on next page)

* New Item — Check For Availability + Superseded Part Number

GM Car (Incl. Buick, Cad., Chev., Olds., Pontiac)

309 350 5.7L (5736cc) OHV V8 (16 Valve) (Chevrolet), 4" Bore (GMC Eng.), 4 Bbl. "VIN K" 1974-1972
(cont.)

BLOCK	QTY	ENGINE BEARINGS (cont.)	YEARS	PART NO.	DESCRIPTION
	1	Rod Set	74-72	8-2555CP Std-1-10-20-30-40-50	8-2555CA 60 avail. as unplated & resizeable; Overplated copper-lead alloy
	1	Rod Set	74-72	8-2555A Std-1-10-20-30-40-50-60	A-Series aluminum bearings
	1	Rod Set	74-72	8-2555A 10X2 10X2-20X2-30X2-40X2	A-Series aluminum bearings ; Use in .002" O/S Rod Bore
	1	Rod Set	74-72	8-7095CH Std-1-10-20-30	Race Performance
	1	Rod Set	74-72	8-7100CH Std-1-1X-9-10-11-19-20-21-30	Race Performance; Chamfered on one side
	1	Rod Set	74-72	C8-7100CH Std-1-1X-10-20-30	Race Performance; DUROSHIELD® coated bearings; w/o Dowel hole; Chamfered on one side
	1	Rod Set	74-72	8-2555CA 60 60	Unplated & resizeable
	1	Rod Set	74-72	8-2555CP 10X2 + 10X2-20X2	Use in .002" O/S Rod Bore; Overplated copper-lead alloy; Superseded - When depleted use 8-2555A 10X2
	8	Rod Pair	74-72	2555A Std-1-2-10-20-30-40-50-60	A-Series aluminum bearings
	8	Rod Pair	74-72	2555CP Std-1-2-10-20-30-40-50	Overplated copper-lead alloy
	8	Rod Pair	74-72	7100CH Std-1-1X-10-20-30	Race Performance; Chamfered on one side
	8	Rod Pair	74-72	2555CA 60 60	Unplated & resizeable
	8	Rod Pair	74-72	2555CP 10X2 + 10X2-20X2	Use in .002" O/S Rod Bore; Superseded - When depleted use 2555A 10X2
	1	Cam Set	74-72	1750M Std Only	2.030" housing bore
	1	Cam Set	74-72	1235M Std-1-10	Babbitt material; Full round design
	1	Cam Set	74-72	1749M Std Only	Bi-Metal Aluminum
	1	Cam Set	74-72	2100M Std Only	Race Performance
BLOCK	QTY	OIL PUMP	YEARS	PART NO.	DESCRIPTION
	1	Oil Pump	74-72	224-4146	Exc. Chevrolet Corvette Base; 5/8" inlet
	1	Oil Pump	74-72	224-4146A	Chevrolet Corvette Base; High Pressure; 5/8" inlet
	1	Oil Pump	74-72	224-4143	High Volume, check pan for clearance; 5/8" inlet; Use shaft w/steel guide
	1	Inter. Shaft	74-72	224-6146E	Has steel shaft guide; Eliminates nylon shaft guide
	1	Inter. Shaft	74-72	224-6146	Use w/nylon shaft guide
	1	Oil Pump Shaft Guide	74-72	224-43343	Nylon
	1	Screen Assy.	74-72	224-14227	Chevrolet Corvette Base; 5/8" inlet tube
BLOCK	QTY	GASKETS	YEARS	PART NO.	DESCRIPTION
	1	Kit Gasket Set	74-72	260-1079	Premium set; Hi-Perf.; Header gskts. incl.; Complete set
	1	Kit Gasket Set	74-72	260-1000	VINTAGE; Head bolts not incl.
	1	Kit Gasket Set	74-72	260-1000AT	VINTAGE; Head bolts not incl.; PermaDryPlus® valve cover & oil pan gskts. incl.; PermaDryPlus® water outlet gskt. incl.
	2	Head Bolt Set	74-72	260-2500 Std Only	Replacement recommended
BLOCK	QTY	FREEZE PLUGS	YEARS	PART NO.	DESCRIPTION
	1	Brass Block Plug Kit	74-72	381-8007	
	1	Steel Block Plug Kit	74-72	381-4011	
	1	Brass Deep Cup Freeze Plug	74-72	381-9001	VINTAGE; 1.625" Diameter
	1	Steel Deep Cup Freeze Plug	74-72	381-3095	0.500" Diameter
	1	Steel Deep Cup Freeze Plug	74-72	381-3041	1.625" Diameter
	1	Steel Shallow Cup Freeze Plug	74-72	381-2078	2.109" Diameter

310 350 5.7L (5736cc) OHV V8 (16 Valve) (Chevrolet), 4" Bore (GMC Eng.), 4 Bbl. "VIN L" 1980-1972

VALVE TRAIN	QTY	TIMING	YEARS	PART NO.	DESCRIPTION
	1	3 Piece Set	80-72	KT3-499S	Powdered Metal Crank Sprocket; w/.405" tooth width sprocket; (1) 222-499; (1) 223-390; (1) 223-391
	1	Timing Set w/Gaskets	74-72	CTS-1001	VINTAGE; w/.405" tooth width sprocket
	1	Timing Chain	80-72	222-499	Use w/.405" tooth width sprocket; 46 Links
	1	Crank Sprocket	80-72	223-391	Powdered metal; .405" tooth width sprocket; 18 Teeth
	1	Cam Sprocket	80-72	223-390	.405" tooth width sprocket; 36 Teeth
	1	Cam Sprocket	80-72	223-390N	Nylon; .405" tooth width sprocket; 36 Teeth
VALVE TRAIN	QTY	CAMSHAFT/LIFTER	YEARS	PART NO.	DESCRIPTION
	1	Camshaft	80	CS-274	Hydraulic, (050) Duration at .050 Lobe Lift, 203 Exh., 194 Int., 112 Degrees Lobe Separation
	1	Camshaft	79	CS-274	Chevrolet Corvette Base; Exc. Calif. Emis.; Hydraulic, (050) Duration at .050 Lobe Lift, 203 Exh., 194 Int., 112 Degrees Lobe Separation
	1	Camshaft	79	CS-274	Exc. Chevrolet Corvette Base; Hydraulic, (050) Duration at .050 Lobe Lift, 203 Exh., 194 Int., 112 Degrees Lobe Separation

(continued on next page)

GM Car (Incl. Buick, Cad., Chev., Olds., Pontiac)

350 5.7L (5736cc) OHV V8 (16 Valve) (Chevrolet), 4" Bore (GMC Eng.), 4 Bbl. "VIN L" 1980-1972 310
(cont.)

VALVE TRAIN	QTY	CAMSHAFT/LIFTER (cont.)	YEARS	PART NO.	DESCRIPTION
	1	Camshaft	78	CS-274	Chevrolet Corvette Base, Indianapolis 500 Pace Car, Silver Anniversary Edition; Exc. Calif. Emis.; Hydraulic, (050) Duration at .050 Lobe Lift, 203 Exh., 194 Int., 112 Degrees Lobe Separation
	1	Camshaft	78	CS-274	Exc. Chevrolet Corvette Base, Indianapolis 500 Pace Car, Silver Anniversary Edition; Hydraulic, (050) Duration at .050 Lobe Lift, 203 Exh., 194 Int., 112 Degrees Lobe Separation
	1	Camshaft	77	CS-274	Chevrolet Corvette Base; Exc. Calif. Emis.; Hydraulic, (050) Duration at .050 Lobe Lift, 203 Exh., 194 Int., 112 Degrees Lobe Separation
	1	Camshaft	77	CS-274	Exc. Chevrolet Corvette Base; Hydraulic, (050) Duration at .050 Lobe Lift, 203 Exh., 194 Int., 112 Degrees Lobe Separation
	1	Camshaft	76-75	CS-274	Chevrolet Corvette Stingray; Exc. Calif. Emis.; Hydraulic, (050) Duration at .050 Lobe Lift, 203 Exh., 194 Int., 112 Degrees Lobe Separation
	1	Camshaft	76-75	CS-274	Exc. Chevrolet Corvette Stingray; Hydraulic, (050) Duration at .050 Lobe Lift, 203 Exh., 194 Int., 112 Degrees Lobe Separation
	1	Camshaft	74-73	CS-274	Chevrolet Corvette Base; Exc. Calif. Emis.; Hydraulic, (050) Duration at .050 Lobe Lift, 203 Exh., 194 Int., 112 Degrees Lobe Separation
	1	Camshaft	74-73	CS-274	Exc. Chevrolet Corvette Base; Hydraulic, (050) Duration at .050 Lobe Lift, 203 Exh., 194 Int., 112 Degrees Lobe Separation
	1	Camshaft	72	CS-274	Exc. Calif. Emis.; Hydraulic, (050) Duration at .050 Lobe Lift, 203 Exh., 194 Int., 112 Degrees Lobe Separation
	1	Performance Cam	80-72	CS-1103R	Emissions Legal Cam; CARB E.O. No. D-292-1; Pro-1500 Perf. Cam; 0.42" Exh. Valve Lift, 0.398" Int. Valve Lift, Hydraulic, (050) Duration at .050 Lobe Lift, 204 Exh., 194 Int., 112 Degrees Lobe Separation
	1	Performance Cam	80-72	CS-1014R	Emissions Legal Cam; CARB E.O. No. D-292-1; Pro-2000 Perf. Cam; 0.443" Exh. Valve Lift, 0.42" Int. Valve Lift, Hydraulic, (050) Duration at .050 Lobe Lift, 214 Exh., 204 Int., 112 Degrees Lobe Separation
	1	Performance Cam	80-72	CS-1106R	Emissions Legal Cam; CARB E.O. No. D-292-1; Pro-3000 Perf. Cam; 0.465" Exh. Valve Lift, 0.443" Int. Valve Lift, Hydraulic, (050) Duration at .050 Lobe Lift, 224 Exh., 214 Int., 112 Degrees Lobe Separation
	1	Performance Cam	79	CS-1095R	Chevrolet Corvette Base; Pro-3000 Perf. Cam; Use w/Hyd. lifters; 0.46" Exh. Valve Lift, 0.45" Int. Valve Lift, Hydraulic, (050) Duration at .050 Lobe Lift, 224 Exh., 224 Int., 114 Degrees Lobe Separation
	1	Performance Cam	78	CS-1095R	Chevrolet Corvette Base, Indianapolis 500 Pace Car, Silver Anniversary Edition; Pro-3000 Perf. Cam; Use w/Hyd. lifters; 0.46" Exh. Valve Lift, 0.45" Int. Valve Lift, Hydraulic, (050) Duration at .050 Lobe Lift, 224 Exh., 224 Int., 114 Degrees Lobe Separation
	1	Performance Cam	77	CS-1095R	Chevrolet Corvette Base; Pro-3000 Perf. Cam; Use w/Hyd. lifters; 0.46" Exh. Valve Lift, 0.45" Int. Valve Lift, Hydraulic, (050) Duration at .050 Lobe Lift, 224 Exh., 224 Int., 114 Degrees Lobe Separation
	1	Performance Cam	76-75	CS-1095R	Chevrolet Corvette Stingray; Pro-3000 Perf. Cam; Use w/Hyd. lifters; 0.46" Exh. Valve Lift, 0.45" Int. Valve Lift, Hydraulic, (050) Duration at .050 Lobe Lift, 224 Exh., 224 Int., 114 Degrees Lobe Separation
	1	Performance Cam	74-73	CS-1095R	Chevrolet Corvette Base; Pro-3000 Perf. Cam; Use w/Hyd. lifters; 0.46" Exh. Valve Lift, 0.45" Int. Valve Lift, Hydraulic, (050) Duration at .050 Lobe Lift, 224 Exh., 224 Int., 114 Degrees Lobe Separation
	1	Performance Cam	72	CS-1145R	Chevrolet Corvette Base; Pro-4000 Perf. Cam; Use w/Mech. lifters; 0.485" Exh. Valve Lift, 0.459" Int. Valve Lift, Mechanical, (050) Duration at .050 Lobe Lift, 254 Exh., 242 Int., 116 Degrees Lobe Separation
	1	Prelube		55-403 Std Only	1.5 oz. packet
	1	Prelube		55-400 Std Only	4 oz. bottle; 1.5 oz. packet No. 55-403 also avail.
	16	Lifter	80-73	HT-817 Std Only	Hyd.
	16	Lifter	80-72	HT-817R Std Only	Speed-Pro Hi-Revolution Hyd.
	16	Lifter	72	HT-817 Std Only	Chevrolet Corvette Base; Exc. Spec. Hi-Perf.; Hyd.
	16	Lifter	72	HT-817 Std Only	Exc. Chevrolet Corvette Base; Hyd.
	16	Lifter	72	AT-992 Std Only	Chevrolet Corvette Base; Speed-Pro Mech.
	16	Lifter, Bulk	80-73	HT-817B Std Only	Hyd.; Carton of 128
	16	Lifter, Bulk	80-72	HT-817RB Std Only	Speed-Pro Hi-Revolution Hyd.; Carton of 128

(continued on next page)

GM Car (Incl. Buick, Cad., Chev., Olds., Pontiac)

310 350 5.7L (5736cc) OHV V8 (16 Valve) (Chevrolet), 4" Bore (GMC Eng.), 4 Bbl. "VIN L" 1980-1972
(cont.)

**V
A
L
V
E
T
R
A
I
N**

**V
A
L
V
E
T
R
A
I
N**

QTY	CAMSHAFT/LIFTER	YEARS	PART NO.	DESCRIPTION
16	Lifter, Bulk	72	HT-817B Std Only	Chevrolet Corvette Base; Exc. Spec. Hi-Perf.; Hyd.; Carton of 128
16	Lifter, Bulk	72	HT-817B Std Only	Exc. Chevrolet Corvette Base; Hyd.; Carton of 128
16	Lifter, Bulk	72	AT-992B Std Only	Chevrolet Corvette Base; Speed-Pro Mech.; Carton of 128
QTY	CAM KIT	YEARS	PART NO.	DESCRIPTION
1	Cam/Lifter Kit	80-73	KC-1103R	Emissions Legal Cam; CARB E.O. No. D-292-1; Hyd.; Pro-1500 Perf. Cam; Duration at .050", 194 Int., 204 Exh.; Valve lift .398" Int., .420" Exh.; Lobe Separation 112 Degrees; (1) 55-403B; (1) CS-1103R; (16) HT-817
1	Cam/Lifter Kit	80-73	KC-1014R	Emissions Legal Cam; CARB E.O. No. D-292-1; Hyd.; Pro-2000 Perf. Cam; Duration at .050", 204 Int., 214 Exh.; Valve lift .420" Int., .443" Exh.; Lobe Separation 112 Degrees; (1) 55-403B; (1) CS-1014R; (16) HT-817
1	Cam/Lifter Kit	80-73	KC-1106R	Emissions Legal Cam; CARB E.O. No. D-292-1; Hyd.; Pro-3000 Perf. Cam; Duration at .050", 214 Int., 224 Exh.; Valve lift .443" Int., .465" Exh.; Lobe Separation 112 Degrees; (1) 55-403B; (1) CS-1106R; (16) HT-817
1	Cam/Lifter Kit	80	KC-274	Hyd.; (1) 55-403B; (1) CS-274; (16) HT-817
1	Cam/Lifter Kit	79	KC-274	Chevrolet Corvette Base; Exc. Calif. Emis.; Hyd.; (1) 55-403B; (1) CS-274; (16) HT-817
1	Cam/Lifter Kit	79	KC-274	Exc. Chevrolet Corvette Base; Hyd.; (1) 55-403B; (1) CS-274; (16) HT-817
1	Cam/Lifter Kit	79	KC-1095R	Chevrolet Corvette Base; Hyd.; Pro-3000 Perf. Cam; Duration at .050", 224 Int., 224 Exh.; (1) 55-403B; (1) CS-1095R; (16) HT-817
1	Cam/Lifter Kit	78	KC-274	Chevrolet Corvette Base, Indianapolis 500 Pace Car, Silver Anniversary Edition; Exc. Calif. Emis.; Hyd.; (1) 55-403B; (1) CS-274; (16) HT-817
1	Cam/Lifter Kit	78	KC-274	Exc. Chevrolet Corvette Base, Indianapolis 500 Pace Car, Silver Anniversary Edition; Hyd.; (1) 55-403B; (1) CS-274; (16) HT-817
1	Cam/Lifter Kit	78	KC-1095R	Chevrolet Corvette Base, Indianapolis 500 Pace Car, Silver Anniversary Edition; Hyd.; Pro-3000 Perf. Cam; Duration at .050", 224 Int., 224 Exh.; (1) 55-403B; (1) CS-1095R; (16) HT-817
1	Cam/Lifter Kit	77	KC-274	Chevrolet Corvette Base; Exc. Calif. Emis.; Hyd.; (1) 55-403B; (1) CS-274; (16) HT-817
1	Cam/Lifter Kit	77	KC-274	Exc. Chevrolet Corvette Base; Hyd.; (1) 55-403B; (1) CS-274; (16) HT-817
1	Cam/Lifter Kit	77	KC-1095R	Chevrolet Corvette Base; Hyd.; Pro-3000 Perf. Cam; Duration at .050", 224 Int., 224 Exh.; (1) 55-403B; (1) CS-1095R; (16) HT-817
1	Cam/Lifter Kit	76-75	KC-274	Chevrolet Corvette Stingray; Exc. Calif. Emis.; Hyd.; (1) 55-403B; (1) CS-274; (16) HT-817
1	Cam/Lifter Kit	76-75	KC-274	Exc. Chevrolet Corvette Stingray; Hyd.; (1) 55-403B; (1) CS-274; (16) HT-817
1	Cam/Lifter Kit	76-75	KC-1095R	Chevrolet Corvette Stingray; Hyd.; Pro-3000 Perf. Cam; Duration at .050", 224 Int., 224 Exh.; (1) 55-403B; (1) CS-1095R; (16) HT-817
1	Cam/Lifter Kit	74-73	KC-274	Chevrolet Corvette Base; Exc. Calif. Emis.; Hyd.; (1) 55-403B; (1) CS-274; (16) HT-817
1	Cam/Lifter Kit	74-73	KC-274	Exc. Chevrolet Corvette Base; Hyd.; (1) 55-403B; (1) CS-274; (16) HT-817
1	Cam/Lifter Kit	74-73	KC-1095R	Chevrolet Corvette Base; Hyd.; Pro-3000 Perf. Cam; Duration at .050", 224 Int., 224 Exh.; (1) 55-403B; (1) CS-1095R; (16) HT-817
1	Cam/Lifter Kit	72	KC-1103R	Exc. Chevrolet Corvette Base; Emissions Legal Cam; CARB E.O. No. D-292-1; Hyd.; Pro-1500 Perf. Cam; Duration at .050", 194 Int., 204 Exh.; Valve lift .398" Int., .420" Exh.; Lobe Separation 112 Degrees; (1) 55-403B; (1) CS-1103R; (16) HT-817
1	Cam/Lifter Kit	72	KC-1014R	Exc. Chevrolet Corvette Base; Emissions Legal Cam; CARB E.O. No. D-292-1; Hyd.; Pro-2000 Perf. Cam; Duration at .050", 204 Int., 214 Exh.; Valve lift .420" Int., .443" Exh.; Lobe Separation 112 Degrees; (1) 55-403B; (1) CS-1014R; (16) HT-817
1	Cam/Lifter Kit	72	KC-1106R	Exc. Chevrolet Corvette Base; Emissions Legal Cam; CARB E.O. No. D-292-1; Hyd.; Pro-3000 Perf. Cam; Duration at .050", 214 Int., 224 Exh.; Valve lift .443" Int., .465" Exh.; Lobe Separation 112 Degrees; (1) 55-403B; (1) CS-1106R; (16) HT-817
1	Cam/Lifter Kit	72	KC-274	Exc. Calif. Emis.; Hyd.; (1) 55-403B; (1) CS-274; (16) HT-817

(continued on next page)

GM Car (Incl. Buick, Cad., Chev., Olds., Pontiac)

350 5.7L (5736cc) OHV V8 (16 Valve) (Chevrolet), 4" Bore (GMC Eng.), 4 Bbl. "VIN L" 1980-1972 310
(cont.)

QTY	CAM KIT (cont.)	YEARS	PART NO.	DESCRIPTION
1	Cam/Lifter Kit	72	KC-1103R	Chevrolet Corvette Base; Exc. Spec. Hi-Perf.; Emissions Legal Cam; CARB E.O. No. D-292-1; Hyd.; Pro-1500 Perf. Cam; Duration at .050", 194 Int., 204 Exh.; Valve lift .398" Int., .420" Exh.; Lobe Separation 112 Degrees; (1) 55-403B; (1) CS-1103R; (16) HT-817
1	Cam/Lifter Kit	72	KC-1014R	Chevrolet Corvette Base; Exc. Spec. Hi-Perf.; Emissions Legal Cam; CARB E.O. No. D-292-1; Hyd.; Pro-2000 Perf. Cam; Duration at .050", 204 Int., 214 Exh.; Valve lift .420" Int., .443" Exh.; Lobe Separation 112 Degrees; (1) 55-403B; (1) CS-1014R; (16) HT-817
1	Cam/Lifter Kit	72	KC-1106R	Chevrolet Corvette Base; Exc. Spec. Hi-Perf.; Emissions Legal Cam; CARB E.O. No. D-292-1; Hyd.; Pro-3000 Perf. Cam; Duration at .050", 214 Int., 224 Exh.; Valve lift .443" Int., .465" Exh.; Lobe Separation 112 Degrees; (1) 55-403B; (1) CS-1106R; (16) HT-817
1	Cam/Lifter Kit	72	KC-1145R	Chevrolet Corvette Base; Mech.; Pro-4000 Perf. Cam; Duration at .050", 242 Int., 254 Exh.; (1) 55-403B; (16) AT-992; (1) CS-1145R
1	Cam/Lifter/Timing Kit	80	KCT-274	Hyd.; w/.405" tooth width sprocket; (1) 55-403B; (1) CS-274; (16) HT-817; (1) KT3-499S
1	Cam/Lifter/Timing Kit	79	KCT-274	Chevrolet Corvette Base; Exc. Calif. Emis.; Hyd.; w/.405" tooth width sprocket; (1) 55-403B; (1) CS-274; (16) HT-817; (1) KT3-499S
1	Cam/Lifter/Timing Kit	79	KCT-274	Exc. Chevrolet Corvette Base; Hyd.; w/.405" tooth width sprocket; (1) 55-403B; (1) CS-274; (16) HT-817; (1) KT3-499S
1	Cam/Lifter/Timing Kit	78	KCT-274	Chevrolet Corvette Base, Indianapolis 500 Pace Car, Silver Anniversary Edition; Exc. Calif. Emis.; Hyd.; w/.405" tooth width sprocket; (1) 55-403B; (1) CS-274; (16) HT-817; (1) KT3-499S
1	Cam/Lifter/Timing Kit	78	KCT-274	Exc. Chevrolet Corvette Base, Indianapolis 500 Pace Car, Silver Anniversary Edition; Hyd.; w/.405" tooth width sprocket; (1) 55-403B; (1) CS-274; (16) HT-817; (1) KT3-499S
1	Cam/Lifter/Timing Kit	77	KCT-274	Chevrolet Corvette Base; Exc. Calif. Emis.; Hyd.; w/.405" tooth width sprocket; (1) 55-403B; (1) CS-274; (16) HT-817; (1) KT3-499S
1	Cam/Lifter/Timing Kit	77	KCT-274	Exc. Chevrolet Corvette Base; Hyd.; w/.405" tooth width sprocket; (1) 55-403B; (1) CS-274; (16) HT-817; (1) KT3-499S
1	Cam/Lifter/Timing Kit	76-75	KCT-274	Chevrolet Corvette Stingray; Exc. Calif. Emis.; Hyd.; w/.405" tooth width sprocket; (1) 55-403B; (1) CS-274; (16) HT-817; (1) KT3-499S
1	Cam/Lifter/Timing Kit	76-75	KCT-274	Exc. Chevrolet Corvette Stingray; Hyd.; w/.405" tooth width sprocket; (1) 55-403B; (1) CS-274; (16) HT-817; (1) KT3-499S
1	Cam/Lifter/Timing Kit	74-73	KCT-274	Chevrolet Corvette Base; Exc. Calif. Emis.; Hyd.; w/.405" tooth width sprocket; (1) 55-403B; (1) CS-274; (16) HT-817; (1) KT3-499S
1	Cam/Lifter/Timing Kit	74-73	KCT-274	Exc. Chevrolet Corvette Base; Hyd.; w/.405" tooth width sprocket; (1) 55-403B; (1) CS-274; (16) HT-817; (1) KT3-499S
1	Cam/Lifter/Timing Kit	72	KCT-274	Exc. Calif. Emis.; Hyd.; w/.405" tooth width sprocket; (1) 55-403B; (1) CS-274; (16) HT-817; (1) KT3-499S
QTY	PUSH ROD	YEARS	PART NO.	DESCRIPTION
16	Push Rod	80-72	RP-3093 Std Only	7.7940" O.A.L.
16	Push Rod	80-72	RP-3212R Std-100-150-200	Chrome-Moly; 7.7900" O.A.L.
16	Push Rod, Bulk	80-72	BRP-3093 Std Only	Carton of 100; 7.7940" O.A.L.
16	Push Rod, Bulk	80-72	BRP-3212R Std-100	Chrome-Moly; Carton of 100; 7.7900" O.A.L.
8	Push Rod Guide Plate	80-72	MR-1930 Std Only	Speed-Pro flat guide plate for 3/8" dia. push rods; Requires screw-in studs
8	Push Rod Guide Plate	80-72	MR-1896 Std Only	Speed-Pro flat guide plate for 5/16" dia. push rods; Requires screw-in studs
8	Push Rod Guide Plate	80-72	MR-1892 Std Only	Speed-Pro stepped guide plate for 3/8" dia. push rods; Requires screw-in studs
8	Push Rod Guide Plate	80-72	MR-1891 Std Only	Speed-Pro stepped guide plate for 5/16" dia. push rods; Requires screw-in studs
QTY	ROCKER PARTS	YEARS	PART NO.	DESCRIPTION
16	Arm Assy.	80-72	R-826 Std Only	Incl. arm, ball & nut
16	Arm Assy.	80-72	R-865R Std Only	Speed-Pro 1.5 ratio stamped steel, long slot; Incl. H/D 4 groove ball & nut
16	Arm Assy.	80-72	R-1024R Std Only	Speed-Pro 1.5 ratio stamped steel, rlr. tip, long slot; Incl. H/D 4 groove ball & nut

(continued on next page)

GM Car (Incl. Buick, Cad., Chev., Olds., Pontiac)

310 350 5.7L (5736cc) OHV V8 (16 Valve) (Chevrolet), 4" Bore (GMC Eng.), 4 Bbl. "VIN L" 1980-1972
(cont.)

QTY	ROCKER PARTS (cont.)	YEARS	PART NO.	DESCRIPTION
16	Arm Assy.	80-72	R-952R Std Only	Speed-Pro 1.6 ratio stamped steel, long slot; Incl. H/D 4 groove ball & nut
16	Arm Assy.	80-72	R-1025R Std Only	Speed-Pro 1.6 ratio stamped steel, rlr. tip, long slot; Incl. H/D 4 groove ball & nut
16	Arm Assy., Bulk	80-72	R-826B Std Only	Incl. arm, ball & nut; Carton of 64
16	Arm Assy., Bulk	80-72	R-865RB Std Only	Speed-Pro 1.5 ratio stamped steel, long slot; Incl. ball & nut; Carton of 64
16	Arm	80-72	R-826A Std Only	
16	Rocker Arm Ball	80-72	MR-1783 Std Only	
16	Rocker Arm Ball	80-72	MR-1822 Std Only	H/D 4 groove ball
16	Nut	80-72	MR-1751 Std Only	Self-locking, 3/8" x 24 threads
16	Stud	80-72	MR-1752 Std Only	.003" O/S; 3/8" x 24 x 2.495"
16	Stud	80-72	MR-1949 Std Only	.372" x 24 x 2.495"
16	Stud	80-72	MR-1865RS Std Only	Speed-Pro 3/8" dia. Perf. screw-in stud; requires head machining
QTY	VALVE	YEARS	PART NO.	DESCRIPTION
8	Exhaust	80-78	V-1888X Std Only	Chrome plated stem; Stellite face; 1.5000" Head Dia., 0.3412" Stem Dia., 4.9230" O.A.L.
8	Exhaust	77	V-1904 Std-3-15-30	Exc. Chevrolet Corvette Base; Chrome plated stem; 1.5000" Head Dia., 0.3414" Stem Dia., 4.9280" O.A.L.
8	Exhaust	77	V-1888X Std Only	Exc. Chevrolet Corvette Base; Chrome plated stem; Stellite face; 1.5000" Head Dia., 0.3412" Stem Dia., 4.9230" O.A.L.
8	Exhaust	77	V-4231 Std Only	Chevrolet Corvette Base; Chrome plated stem; Swirl Polish; 1.6000" Head Dia., 0.3407" Stem Dia., 4.9000" O.A.L.
8	Exhaust	77	V-1755 Std-15	Chevrolet Corvette Base; VINTAGE; Chrome plated stem; 1.6000" Head Dia., 0.3415" Stem Dia., 4.9030" O.A.L.
8	Exhaust	76-75	V-1904 Std-3-15-30	Exc. Chevrolet Corvette Stingray; Chrome plated stem; 1.5000" Head Dia., 0.3414" Stem Dia., 4.9280" O.A.L.
8	Exhaust	76-75	V-1888X Std Only	Exc. Chevrolet Corvette Stingray; Chrome plated stem; Stellite face; 1.5000" Head Dia., 0.3412" Stem Dia., 4.9230" O.A.L.
8	Exhaust	76-75	V-4231 Std Only	Chevrolet Corvette Stingray; Chrome plated stem; Swirl Polish; 1.6000" Head Dia., 0.3407" Stem Dia., 4.9000" O.A.L.
8	Exhaust	76-75	V-1755 Std-15	Chevrolet Corvette Stingray; VINTAGE; Chrome plated stem; 1.6000" Head Dia., 0.3415" Stem Dia., 4.9030" O.A.L.
8	Exhaust	74-72	V-1904 Std-3-15-30	Exc. Chevrolet Corvette Base; Chrome plated stem; 1.5000" Head Dia., 0.3414" Stem Dia., 4.9280" O.A.L.
8	Exhaust	74-72	V-1888X Std Only	Exc. Chevrolet Corvette Base; Chrome plated stem; Stellite face; 1.5000" Head Dia., 0.3412" Stem Dia., 4.9230" O.A.L.
8	Exhaust	74-72	V-4231 Std Only	Chevrolet Corvette Base; Chrome plated stem; Swirl Polish; 1.6000" Head Dia., 0.3407" Stem Dia., 4.9000" O.A.L.
8	Exhaust	74-72	V-1755 Std-15	Chevrolet Corvette Base; VINTAGE; Chrome plated stem; 1.6000" Head Dia., 0.3415" Stem Dia., 4.9030" O.A.L.
8	Exhaust, Bulk	77	V-1904B Std-15	Exc. Chevrolet Corvette Base; Chrome plated stem; Carton of 25; 1.5000" Head Dia., 0.3414" Stem Dia., 4.9280" O.A.L.
8	Exhaust, Bulk	76-75	V-1904B Std-15	Exc. Chevrolet Corvette Stingray; Chrome plated stem; Carton of 25; 1.5000" Head Dia., 0.3414" Stem Dia., 4.9280" O.A.L.
8	Exhaust, Bulk	74-72	V-1904B Std-15	Exc. Chevrolet Corvette Base; Chrome plated stem; Carton of 25; 1.5000" Head Dia., 0.3414" Stem Dia., 4.9280" O.A.L.
8	Intake	80-78	V-1926 Std-3-15	Chrome plated stem; 1.9400" Head Dia., 0.3414" Stem Dia., 4.8800" O.A.L.
8	Intake	80-78	V-1926Y 15 15	Chrome plated stem; w/.708" reduced end length; 1.9400" Head Dia., 0.3564" Stem Dia., 4.8800" O.A.L.
8	Intake	77	V-1926 Std-3-15	Exc. Chevrolet Corvette Base; Chrome plated stem; 1.9400" Head Dia., 0.3414" Stem Dia., 4.8800" O.A.L.
8	Intake	77	V-1756 Std-15	Chevrolet Corvette Base; Chrome plated stem; 2.0200" Head Dia., 0.3415" Stem Dia., 4.8800" O.A.L.
8	Intake	77	V-1926Y 15 15	Exc. Chevrolet Corvette Base; Chrome plated stem; w/.708" reduced end length; 1.9400" Head Dia., 0.3564" Stem Dia., 4.8800" O.A.L.
8	Intake	76-75	V-1926 Std-3-15	Exc. Chevrolet Corvette Stingray; Chrome plated stem; 1.9400" Head Dia., 0.3414" Stem Dia., 4.8800" O.A.L.
8	Intake	76-75	V-1756 Std-15	Chevrolet Corvette Stingray; Chrome plated stem; 2.0200" Head Dia., 0.3415" Stem Dia., 4.8800" O.A.L.

VALVE TRAIN

VALVE TRAIN

(continued on next page)

GM Car (Incl. Buick, Cad., Chev., Olds., Pontiac)

350 5.7L (5736cc) OHV V8 (16 Valve) (Chevrolet), 4" Bore (GMC Eng.), 4 Bbl. "VIN L" 1980-1972 310
(cont.)

QTY	VALVE (cont.)	YEARS	PART NO.	DESCRIPTION
8	Intake	76-75	V-1926Y 15	Exc. Chevrolet Corvette Stingray; Chrome plated stem; w/.708" reduced end length; 1.9400" Head Dia., 0.3564" Stem Dia., 4.8800" O.A.L.
8	Intake	74-72	V-1926 Std-3-15	Exc. Chevrolet Corvette Base; Chrome plated stem; 1.9400" Head Dia., 0.3414" Stem Dia., 4.8800" O.A.L.
8	Intake	74-72	V-1756 Std-15	Chevrolet Corvette Base; Chrome plated stem; 2.0200" Head Dia., 0.3415" Stem Dia., 4.8800" O.A.L.
8	Intake	74-72	V-1926Y 15	Exc. Chevrolet Corvette Base; Chrome plated stem; w/.708" reduced end length; 1.9400" Head Dia., 0.3564" Stem Dia., 4.8800" O.A.L.
8	Intake, Bulk	80-78	V-1926B Std-15	Chrome plated stem; Carton of 25; 1.9400" Head Dia., 0.3410" Stem Dia., 4.8800" O.A.L.
8	Intake, Bulk	77	V-1926B Std-15	Exc. Chevrolet Corvette Base; Chrome plated stem; Carton of 25; 1.9400" Head Dia., 0.3410" Stem Dia., 4.8800" O.A.L.
8	Intake, Bulk	77	V-1756B 15	Chevrolet Corvette Base; Chrome plated stem; Carton of 25; 2.0200" Head Dia., 0.3565" Stem Dia., 4.8800" O.A.L.
8	Intake, Bulk	76-75	V-1926B Std-15	Exc. Chevrolet Corvette Stingray; Chrome plated stem; Carton of 25; 1.9400" Head Dia., 0.3410" Stem Dia., 4.8800" O.A.L.
8	Intake, Bulk	76-75	V-1756B 15	Chevrolet Corvette Stingray; Chrome plated stem; Carton of 25; 2.0200" Head Dia., 0.3565" Stem Dia., 4.8800" O.A.L.
8	Intake, Bulk	74-72	V-1926B Std-15	Exc. Chevrolet Corvette Base; Chrome plated stem; Carton of 25; 1.9400" Head Dia., 0.3410" Stem Dia., 4.8800" O.A.L.
8	Intake, Bulk	74-72	V-1756B 15	Chevrolet Corvette Base; Chrome plated stem; Carton of 25; 2.0200" Head Dia., 0.3565" Stem Dia., 4.8800" O.A.L.
VALVE TRAIN	VALVE GUIDE	YEARS	PART NO.	DESCRIPTION
8	Guide	80-72	VG-5005H Std Only	Loc. Exh.; w/Cast iron head; Hardened; 0.3430" ID, 2.2500" O.A.L.
8	Guide	80-72	VG-5005 Std Only	Loc. Exh.; w/Cast iron head; Plain; 0.3430" ID, 2.2500" O.A.L.
8	Guide	80-72	VG-5005T Std Only	Loc. Exh.; w/Cast iron head; Threaded; 0.3425" ID, 2.2500" O.A.L.
8	Guide	80-72	VG-5038 Std Only	Loc. Int.; w/Cast iron head; 0.3430" ID, 2.1200" O.A.L.
8	Guide, Bulk	80-72	VG-5005B Std Only	Loc. Exh.; w/Cast iron head; Plain; Carton of 50; 0.3430" ID, 2.2500" O.A.L.
8	Guide, Bulk	80-72	VG-5005TB Std Only	Loc. Exh.; w/Cast iron head; Threaded; Carton of 50; 0.3425" ID, 2.2500" O.A.L.
8	Guide, Bulk	80-72	VG-5038B Std Only	Loc. Int.; w/Cast iron head; Carton of 50; 0.3430" ID, 2.1200" O.A.L.
VALVE TRAIN	VALVE SPRING	YEARS	PART NO.	DESCRIPTION
8	Spring	80-78	VS-677 Std Only	Loc. Exh.; Incl. damper; 2.0300" Free Height
8	Spring	80-78	VS-739R Std Only	Loc. Exh.; Optional-H/D; 2.0000" Free Height
8	Spring	80-78	VS-677 Std Only	Loc. Int.; Incl. damper; 2.0300" Free Height
8	Spring	80-78	VS-739R Std Only	Loc. Int.; Optional-H/D; 2.0000" Free Height
8	Spring	77	VS-727 Std Only	Exc. Chevrolet Corvette Base; Loc. Exh.; Incl. damper; 1.9100" Free Height
8	Spring	77	VS-677 Std Only	Chevrolet Corvette Base; Loc. Exh.; Incl. damper; 2.0300" Free Height
8	Spring	77	VS-739R Std Only	Chevrolet Corvette Base; Loc. Exh.; Optional-H/D; 2.0000" Free Height
8	Spring	77	VS-677 Std Only	Chevrolet Corvette Base; Loc. Int.; Incl. damper; 2.0300" Free Height
8	Spring	77	VS-739R Std Only	Chevrolet Corvette Base; Loc. Int.; Optional-H/D; 2.0000" Free Height
8	Spring	76-75	VS-727 Std Only	Exc. Chevrolet Corvette Stingray; Loc. Exh.; Incl. damper; 1.9100" Free Height
8	Spring	76-75	VS-677 Std Only	Chevrolet Corvette Stingray; Loc. Exh.; Incl. damper; 2.0300" Free Height
8	Spring	76-75	VS-739R Std Only	Chevrolet Corvette Stingray; Loc. Exh.; Optional-H/D; 2.0000" Free Height
8	Spring	76-75	VS-677 Std Only	Chevrolet Corvette Stingray; Loc. Int.; Incl. damper; 2.0300" Free Height
8	Spring	76-75	VS-739R Std Only	Chevrolet Corvette Stingray; Loc. Int.; Optional-H/D; 2.0000" Free Height
8	Spring	74-72	VS-727 Std Only	Exc. Chevrolet Corvette Base; Loc. Exh.; Incl. damper; 1.9100" Free Height
8	Spring	74-73	VS-677 Std Only	Chevrolet Corvette Base; Loc. Exh.; Incl. damper; 2.0300" Free Height
8	Spring	74-72	VS-739R Std Only	Chevrolet Corvette Base; Loc. Exh.; Optional-H/D; 2.0000" Free Height

(continued on next page)

GM Car (Incl. Buick, Cad., Chev., Olds., Pontiac)

310 350 5.7L (5736cc) OHV V8 (16 Valve) (Chevrolet), 4" Bore (GMC Eng.), 4 Bbl. "VIN L" 1980-1972
(cont.)

**V
A
L
V
E
T
R
A
I
N**

**V
A
L
V
E
T
R
A
I
N**

QTY	VALVE SPRING (cont.)	YEARS	PART NO.	DESCRIPTION
8	Spring	74-73	VS-677 Std Only	Chevrolet Corvette Base; Loc. Int.; Incl. damper; 2.0300" Free Height
8	Spring	74-72	VS-739R Std Only	Chevrolet Corvette Base; Loc. Int.; Optional-H/D; 2.0000" Free Height
8	Spring	72	VS-677 Std Only	Loc. Exh.; Incl. damper; 2.0300" Free Height
8	Spring	72	VS-677 Std Only	Loc. Int.; Incl. damper; 2.0300" Free Height
8	Spring, Bulk	80-78	VS-677B Std Only	Loc. Exh.; Incl. damper; Carton of 250; 2.0300" Free Height
8	Spring, Bulk	80-78	VS-739RB Std Only	Loc. Exh.; Optional-H/D; Carton of 300; 2.0000" Free Height
8	Spring, Bulk	80-78	VS-677B Std Only	Loc. Int.; Incl. damper; Carton of 250; 2.0300" Free Height
8	Spring, Bulk	80-78	VS-739RB Std Only	Loc. Int.; Optional-H/D; Carton of 300; 2.0000" Free Height
8	Spring, Bulk	77	VS-727B Std Only	Exc. Chevrolet Corvette Base; Loc. Exh.; Incl. damper; Carton of 250; 1.9100" Free Height
8	Spring, Bulk	77	VS-677B Std Only	Chevrolet Corvette Base; Loc. Exh.; Incl. damper; Carton of 250; 2.0300" Free Height
8	Spring, Bulk	77	VS-739RB Std Only	Chevrolet Corvette Base; Loc. Exh.; Optional-H/D; Carton of 300; 2.0000" Free Height
8	Spring, Bulk	77	VS-677B Std Only	Chevrolet Corvette Base; Loc. Int.; Incl. damper; Carton of 250; 2.0300" Free Height
8	Spring, Bulk	77	VS-739RB Std Only	Chevrolet Corvette Base; Loc. Int.; Optional-H/D; Carton of 300; 2.0000" Free Height
8	Spring, Bulk	76-75	VS-727B Std Only	Exc. Chevrolet Corvette Stingray; Loc. Exh.; Incl. damper; Carton of 250; 1.9100" Free Height
8	Spring, Bulk	76-75	VS-677B Std Only	Chevrolet Corvette Stingray; Loc. Exh.; Incl. damper; Carton of 250; 2.0300" Free Height
8	Spring, Bulk	76-75	VS-739RB Std Only	Chevrolet Corvette Stingray; Loc. Exh.; Optional-H/D; Carton of 300; 2.0000" Free Height
8	Spring, Bulk	76-75	VS-677B Std Only	Chevrolet Corvette Stingray; Loc. Int.; Incl. damper; Carton of 250; 2.0300" Free Height
8	Spring, Bulk	76-75	VS-739RB Std Only	Chevrolet Corvette Stingray; Loc. Int.; Optional-H/D; Carton of 300; 2.0000" Free Height
8	Spring, Bulk	74-72	VS-727B Std Only	Exc. Chevrolet Corvette Base; Loc. Exh.; Incl. damper; Carton of 250; 1.9100" Free Height
8	Spring, Bulk	74-73	VS-677B Std Only	Chevrolet Corvette Base; Loc. Exh.; Incl. damper; Carton of 250; 2.0300" Free Height
8	Spring, Bulk	74-72	VS-739RB Std Only	Chevrolet Corvette Base; Loc. Exh.; Optional-H/D; Carton of 300; 2.0000" Free Height
8	Spring, Bulk	74-73	VS-677B Std Only	Chevrolet Corvette Base; Loc. Int.; Incl. damper; Carton of 250; 2.0300" Free Height
8	Spring, Bulk	74-72	VS-739RB Std Only	Chevrolet Corvette Base; Loc. Int.; Optional-H/D; Carton of 300; 2.0000" Free Height
8	Spring, Bulk	72	VS-677B Std Only	Loc. Exh.; Incl. damper; Carton of 250; 2.0300" Free Height
8	Spring, Bulk	72	VS-677B Std Only	Loc. Int.; Incl. damper; Carton of 250; 2.0300" Free Height
QTY	VALVE SEAL	YEARS	PART NO.	DESCRIPTION
8	Valve Stem Seal	80-77	ST-2003 Std Only	Loc. Exh.; Sealed Power Premium design; Positive type; Installation requires valve guide machining; (RBB) Rubber
8	Valve Stem Seal	80-72	MV-1233C Std Only	Loc. Exhaust; O-Ring; (RBB) Rubber
8	Valve Stem Seal	80-72	MV-1598C Std Only	Loc. Exhaust; Umbrella type; (RBB) Rubber
8	Valve Stem Seal	80-77	ST-2003 Std Only	Loc. Int.; Sealed Power Premium design; Positive type; Installation requires valve guide machining; (RBB) Rubber
8	Valve Stem Seal	80-72	MV-1233C Std Only	Loc. Intake; O-Ring; (RBB) Rubber
8	Valve Stem Seal	80-72	MV-1598C Std Only	Loc. Intake; Umbrella type; (RBB) Rubber
8	Valve Stem Seal	77-72	ST-2092 Std Only	Loc. Exh.; Sealed Power Premium design; Positive type, Metal Clad; (RBB) Rubber
8	Valve Stem Seal	77-72	ST-2092 Std Only	Loc. Int.; Sealed Power Premium design; Positive type, Metal Clad; (RBB) Rubber
8	Valve Stem Seal	76-72	ST-2001 Std Only	Loc. Exh.; Positive type; Installation requires valve guide machining; (RBBTF) Rubber/PTFE
8	Valve Stem Seal	76-72	MV-1903 Std Only	Loc. Exh.; Use w/repair guide; Positive type; (RBB) Rubber
8	Valve Stem Seal	76-72	ST-2001 Std Only	Loc. Int.; Positive type; Installation requires valve guide machining; (RBBTF) Rubber/PTFE
8	Valve Stem Seal	76-72	MV-1903 Std Only	Loc. Int.; Use w/repair guide; Positive type; (RBB) Rubber
8	Valve Stem Seal Bulk	80-77	ST-2003BC Std Only	Loc. Exh.; Sealed Power Premium design; Positive type; Installation requires valve guide machining; Carton of 100; (RBB) Rubber
8	Valve Stem Seal Bulk	80-72	MV-1233 Std Only	Loc. Exhaust; O-Ring; Carton of 100; (RBB) Rubber
8	Valve Stem Seal Bulk	80-72	MV-1598 Std Only	Loc. Exhaust; Umbrella type; Carton of 100; (RBB) Rubber
8	Valve Stem Seal Bulk	80-77	ST-2003BC Std Only	Loc. Int.; Sealed Power Premium design; Positive type; Installation requires valve guide machining; Carton of 100; (RBB) Rubber
8	Valve Stem Seal Bulk	80-72	MV-1233 Std Only	Loc. Intake; O-Ring; Carton of 100; (RBB) Rubber
8	Valve Stem Seal Bulk	80-72	MV-1598 Std Only	Loc. Intake; Umbrella type; Carton of 100; (RBB) Rubber
8	Valve Stem Seal Bulk	76-72	ST-2001BC Std Only	Loc. Exh.; Positive type; Installation requires valve guide machining; Carton of 100; (RBBTF) Rubber/PTFE

(continued on next page)

GM Car (Incl. Buick, Cad., Chev., Olds., Pontiac)

350 5.7L (5736cc) OHV V8 (16 Valve) (Chevrolet), 4" Bore (GMC Eng.), 4 Bbl. "VIN L" 1980-1972 310
(cont.)

QTY	VALVE SEAL (cont.)	YEARS	PART NO.	DESCRIPTION
8	Valve Stem Seal Bulk	76-72	ST-2001BC Std Only	Loc. Int.; Positive type; Installation requires valve guide machining; Carton of 100; (RBBTF) Rubber/PTFE
QTY	VALVE SEAT	YEARS	PART NO.	DESCRIPTION
8	Seat	80-78	245-1562-1 Std Only	Loc. Exh.; 1.5675" OD, 1.3125" ID, 0.2160" Depth
8	Seat	80-78	245-1562-1N Std Only	Loc. Exh.; Premium Material; 1.5675" OD, 1.3125" ID, 0.2160" Depth
8	Seat	80-78	245-2125-1 Std Only	Loc. Int.; 2.1305" OD, 1.8125" ID, 0.2480" Depth
8	Seat	77	245-1562-1 Std Only	Exc. Chevrolet Corvette Base; Loc. Exh.; 1.5675" OD, 1.3125" ID, 0.2160" Depth
8	Seat	77	245-1687-2 Std Only	Chevrolet Corvette Base; Loc. Exh.; 1.6925" OD, 1.4375" ID, 0.2160" Depth
8	Seat	77	245-1562-1N Std Only	Exc. Chevrolet Corvette Base; Loc. Exh.; Premium Material; 1.5675" OD, 1.3125" ID, 0.2160" Depth
8	Seat	77	245-1687-2N Std Only	Chevrolet Corvette Base; Loc. Exh.; Premium Material; 1.6925" OD, 1.4375" ID, 0.2160" Depth
8	Seat	77	245-2062-1 Std Only	Exc. Chevrolet Corvette Base; Loc. Int.; 2.0680" OD, 1.8125" ID, 0.2480" Depth
8	Seat	77	245-2125-1 Std Only	Exc. Chevrolet Corvette Base; Loc. Int.; 2.1305" OD, 1.8125" ID, 0.2480" Depth
8	Seat	76-75	245-1562-1 Std Only	Exc. Chevrolet Corvette Stingray; Loc. Exh.; 1.5675" OD, 1.3125" ID, 0.2160" Depth
8	Seat	76-75	245-1687-2 Std Only	Chevrolet Corvette Stingray; Loc. Exh.; 1.6925" OD, 1.4375" ID, 0.2160" Depth
8	Seat	76-75	245-1562-1N Std Only	Exc. Chevrolet Corvette Stingray; Loc. Exh.; Premium Material; 1.5675" OD, 1.3125" ID, 0.2160" Depth
8	Seat	76-75	245-1687-2N Std Only	Chevrolet Corvette Stingray; Loc. Exh.; Premium Material; 1.6925" OD, 1.4375" ID, 0.2160" Depth
8	Seat	76-75	245-2062-1 Std Only	Exc. Chevrolet Corvette Stingray; Loc. Int.; 2.0680" OD, 1.8125" ID, 0.2480" Depth
8	Seat	76-75	245-2125-1 Std Only	Exc. Chevrolet Corvette Stingray; Loc. Int.; 2.1305" OD, 1.8125" ID, 0.2480" Depth
8	Seat	74-72	245-1562-1 Std Only	Exc. Chevrolet Corvette Base; Loc. Exh.; 1.5675" OD, 1.3125" ID, 0.2160" Depth
8	Seat	74-72	245-1687-2 Std Only	Chevrolet Corvette Base; Loc. Exh.; 1.6925" OD, 1.4375" ID, 0.2160" Depth
8	Seat	74-72	245-1562-1N Std Only	Exc. Chevrolet Corvette Base; Loc. Exh.; Premium Material; 1.5675" OD, 1.3125" ID, 0.2160" Depth
8	Seat	74-72	245-1687-2N Std Only	Chevrolet Corvette Base; Loc. Exh.; Premium Material; 1.6925" OD, 1.4375" ID, 0.2160" Depth
8	Seat	74-72	245-2062-1 Std Only	Exc. Chevrolet Corvette Base; Loc. Int.; 2.0680" OD, 1.8125" ID, 0.2480" Depth
8	Seat	74-72	245-2125-1 Std Only	Exc. Chevrolet Corvette Base; Loc. Int.; 2.1305" OD, 1.8125" ID, 0.2480" Depth
QTY	VALVE, MISC	YEARS	PART NO.	DESCRIPTION
32	Keeper	80-72	VK-115A Std Only	1 groove; Square cut key groove; Carton pack 24
32	Keeper	80-72	VK-115 Std Only	1 groove; Square cut key groove; Carton pack 32
32	Keeper	80-72	VK-115R Std Only	1 groove; Square cut key groove; Hardened
32	Keeper, Bulk	80-72	VK-115B Std Only	1 groove; Square cut key groove; Carton of 1000
16	Spring Insert	80-72	259-203C Std Only	.015"; Carton of 100
16	Spring Insert	80-72	259-203B Std Only	.030"; Carton of 100
16	Spring Insert	80-72	259-203BRS Std Only	.030"; Carton of 500
16	Spring Insert	80-72	259-203A Std Only	.060"; Carton of 100
16	Spring Insert	80-72	259-203ARS Std Only	.060"; Carton of 500
QTY	PISTON	YEARS	PART NO.	DESCRIPTION
8	Cast Piston	80-72	H423DCP * Std-20-30-40-60-80	Hypereutectic; w/machined valve reliefs and circlip grooves; Use w/LR-63 lock ring for floated applications; .9275" Pin Dia.; 2 Rings 5/64 Groove, 1 Ring 3/16 Groove, 1.548 CD, .098 dish, 4 reliefs; Use w/Lock Ring LR-63; DUROSHIELD® skirt coated piston
8	Cast Piston	80-72	H423ACP 40 + 40-60-80	Hypereutectic; w/machined valve reliefs and circlip grooves; Use w/LR-63 lock ring for floated applications; .9275" Pin Dia.; 2 Rings 5/64 Groove, 1 Ring 3/16 Groove, 1.548 CD, Recessed Head .098" deep x 2.771" dia. w/4 valve reliefs; DUROSHIELD® skirt coated piston; Superseded - When depleted use H423DCP 40
8	Cast Piston	80-72	H423NP 20 20	Perf. or reg. duty operation; Not O.E. duplicate Wt.; Use in sets only; Hypereutectic; .9275" Pin Dia.; 2 Rings 5/64 Groove, 1 Ring 3/16 Groove, 1.540 CD, .100 dish, 4 reliefs
8	Cast Piston - Individual	80-72	WH423DCP Std-20-30-40-60	Hypereutectic; w/machined valve reliefs and circlip grooves; Use w/LR-63 lock ring for floated applications; .9275" Pin Dia.; 2 Rings 5/64 Groove, 1 Ring 3/16 Groove, 1.548 CD, .098 dish, 4 reliefs; Use w/Lock Ring LR-63; DUROSHIELD® skirt coated piston

VALVE TRAIN

VALVE TRAIN

BLOCK

BLOCK

(continued on next page)

* New Item — Check For Availability + Superseded Part Number

GM Car (Incl. Buick, Cad., Chev., Olds., Pontiac)

310 350 5.7L (5736cc) OHV V8 (16 Valve) (Chevrolet), 4" Bore (GMC Eng.), 4 Bbl. "VIN L" 1980-1972
(cont.)

QTY	PISTON (cont.)	YEARS	PART NO.	DESCRIPTION
8	Cast Piston - Individual	80-72	WH423ACP + Std-20-30-40-60	Hypereutectic; w/machined valve reliefs and circlip grooves; Use w/LR-63 lock ring for floated applications; .9275" Pin Dia.; 2 Rings 5/64 Groove, 1 Ring 3/16 Groove, 1.548 CD, Recessed Head .098" deep x 2.771" dia. w/4 valve reliefs; DUROSHIELD® skirt coated piston; Superseded - When depleted use WH423DCP
1	Cast Piston Set w/Prem. Rings	80-72	8KH423ACP 30 + 30-40-60	Hypereutectic; w/machined valve reliefs and circlip grooves; Use w/LR-63 lock ring for floated applications; .9275" Pin Dia.; 2 Rings 5/64 Groove, 1 Ring 3/16 Groove, 1.548 CD, Recessed Head .098" deep x 2.771" dia. w/4 valve reliefs; DUROSHIELD® skirt coated piston; Superseded - When depleted use 8KH423DCP 30
1	Cast Piston Set w/Prem. Rings	80-72	8KH423DCP 30 30-40-60	Hypereutectic; w/machined valve reliefs and circlip grooves; Use w/LR-63 lock ring for floated applications; .9275" Pin Dia.; 2 Rings 5/64 Groove, 1 Ring 3/16 Groove, Recessed Head .098" deep x 2.771" dia. w/4 valve reliefs; DUROSHIELD® skirt coated piston
1	Cast Piston Set w/Prem. Rings	79-72	8KH618CP 30 30-40-60	Hypereutectic; 0.9275" Pin Dia.; 2 Rings 5/64 Groove, 1 Ring 3/16 Groove, 1.560 CD, Domed Head .125 high w/2 valve reliefs. DUROSHIELD® skirt coated piston.
8	POWERFORGED	80-72	L-2403NF Std-20-30-40-60	Powerforged; 0.9275" Pin Dia.; 2 Rings 5/64 Groove, 1 Ring 3/16 Groove, 1.562 CD, Recessed Head .068 deep. DUROSHIELD® skirt coated piston.
8	POWERFORGED	72	L-2304F Std-30-60	11.0:1 C.R.; Use in sets only; Powerforged; 0.9275" Pin Dia.; 2 Rings 5/64 Groove, 1 Ring 3/16 Groove, 1.560 CD, .100 dome; DUROSHIELD® skirt coated piston
8	POWERFORGED Piston-Individual	80-72	WL-2403NF Std-20-30-40-60	Powerforged; 0.9275" Pin Dia.; 2 Rings 5/64 Groove, 1 Ring 3/16 Groove, 1.562 CD, Recessed Head .068 deep. DUROSHIELD® skirt coated piston.
8	POWERFORGED Piston-Individual	72	WL-2304F Std-30-60	11.0:1 C.R.; Use in sets only; Powerforged; 0.9275" Pin Dia.; 2 Rings 5/64 Groove, 1 Ring 3/16 Groove, 1.560 CD, .100 dome; DUROSHIELD® skirt coated piston
1	POWERFORGED Piston Set w/Rings	79-72	8KL2256F 30 30-40-60	Powerforged; 0.9272" Pin Dia.; 2 Rings 5/64 Groove, 1 Ring 3/16 Groove, 1.563 CD, Flat Head w/4 valve reliefs. DUROSHIELD® skirt coated piston.
QTY	RINGS	YEARS	PART NO.	DESCRIPTION
1	Premium Set	80-72	E-251KC Std-20-30-40-60	2-5/64, 1-3/16; Premium Chrome
1	Premium Set	80-72	E-251K Std-10-20-30-40-60	2-5/64, 1-3/16; Premium Moly
1	Premium Set	80-72	R-9903 Std-20-30-60	2-5/64, 1-3/16; Speed-Pro plasma-moly Perf. ring set
1	Standard Set	80-72	E-251X Std-10-20-30-40-60-80	2-5/64, 1-3/16; Iron
8	Premium Single Cylinder Set	80-72	WE-251K Std-30-40-60	2-5/64, 1-3/16; Premium Moly
8	Standard Single Cylinder Set	80-72	WE-251X Std-30-40-60	2-5/64, 1-3/16; Iron
QTY	ENGINE BEARINGS	YEARS	PART NO.	DESCRIPTION
1	Main Set	80-72	4663M Std-1-2-10-20-30-40-60	
1	Main Set	80-72	6688M 10 10-20-30	.020" O/S length flange brg.
1	Main Set	80-72	4663MA Std-1-2-10-20-30-40-60	A-Series aluminum bearings
1	Main Set	80-72	7329MA 10 10-20	A-Series aluminum bearings; .010" O/S length flange brg.
1	Main Set	80-72	7274MA 10X20 10X20	A-Series aluminum bearings; w/.020" O/S OD
1	Main Set	80-72	139M Std-1-1X-9-10-11-20-21-30	Race Performance; 3/4 grooved
1	Main Set	80-72	C139M Std-1-1X-10-20-30	Race Performance; 3/4 grooved; DUROSHIELD® coated bearings
1	Rod Set	80-72	8-2555CP Std-1-10-20-30-40-50	8-2555CA 60 avail. as unplated & resizeable; Overplated copper-lead alloy
1	Rod Set	80-72	8-2555A Std-1-10-20-30-40-50-60	A-Series aluminum bearings
1	Rod Set	80-72	8-2555A 10X2 10X2-20X2-30X2-40X2	A-Series aluminum bearings; Use in .002" O/S Rod Bore
1	Rod Set	80-72	8-7095CH Std-1-10-20-30	Race Performance
1	Rod Set	80-72	8-7100CH Std-1-1X-9-10-11-19-20-21-30	Race Performance; Chamfered on one side
1	Rod Set	80-72	C8-7100CH Std-1-1X-10-20-30	Race Performance; DUROSHIELD® coated bearings; w/o Dowel hole; Chamfered on one side
1	Rod Set	80-72	8-2555CA 60 60	Unplated & resizeable
1	Rod Set	80-72	8-2555CP 10X2 + 10X2-20X2	Use in .002" O/S Rod Bore; Overplated copper-lead alloy; Superseded - When depleted use 8-2555A 10X2
8	Rod Pair	80-72	2555A Std-1-2-10-20-30-40-50-60	A-Series aluminum bearings
8	Rod Pair	80-72	2555CP Std-1-2-10-20-30-40-50	Overplated copper-lead alloy
8	Rod Pair	80-72	7100CH Std-1-1X-10-20-30	Race Performance; Chamfered on one side
8	Rod Pair	80-72	2555CA 60 60	Unplated & resizeable

(continued on next page)

GM Car (Incl. Buick, Cad., Chev., Olds., Pontiac)

350 5.7L (5736cc) OHV V8 (16 Valve) (Chevrolet), 4" Bore (GMC Eng.), 4 Bbl. "VIN L" 1980-1972 310
(cont.)

	QTY	ENGINE BEARINGS	YEARS	PART NO.	DESCRIPTION
BLOCK	8	(cont.) Rod Pair	80-72	2555CP 10X2 + 10X2-20X2	Use in .002" O/S Rod Bore; Superseded - When depleted use 2555A 10X2
	1	Cam Set	80-72	1750M Std Only	2.030" housing bore
	1	Cam Set	80-72	1235M Std-1-10	Babbitt material; Full round design
	1	Cam Set	80-72	1749M Std Only	Bi-Metal Aluminum
	1	Cam Set	80-72	2100M Std Only	Race Performance
	1	OIL PUMP	YEARS	PART NO.	DESCRIPTION
	1	Oil Pump	80-72	224-4146	5/8" inlet
	1	Oil Pump	80-72	224-4143	High Volume, check pan for clearance; 5/8" inlet; Use shaft w/steel guide
	1	Oil Pump	79	224-4146A	Chevrolet Corvette Base; High Pressure; 5/8" inlet
	1	Oil Pump	78	224-4146A	Chevrolet Corvette Base, Indianapolis 500 Pace Car, Silver Anniversary Edition; High Pressure; 5/8" inlet
	1	Oil Pump	77	224-4146A	Chevrolet Corvette Base; High Pressure; 5/8" inlet
	1	Oil Pump	76-75	224-4146A	Chevrolet Corvette Stingray; High Pressure; 5/8" inlet
	1	Oil Pump	74-72	224-4146A	Chevrolet Corvette Base; High Pressure; 5/8" inlet
	1	Inter. Shaft	80-72	224-6146E	Has steel shaft guide; Eliminates nylon shaft guide
	1	Inter. Shaft	80-72	224-6146	Use w/nylon shaft guide
1	Oil Pump Shaft Guide	80-72	224-43343	Nylon	
1	Screen Assy.	80-76	224-1246	5/8" inlet tube	
1	Screen Assy.	75	224-14227	Chevrolet Corvette Stingray; 5/8" inlet tube	
1	Screen Assy.	74-72	224-14227	Chevrolet Corvette Base; 5/8" inlet tube	
1	GASKETS	YEARS	PART NO.	DESCRIPTION	
1	Kit Gasket Set	80	260-1045	Head bolts not incl.; Premium valve stem seals incl.	
1	Kit Gasket Set	80-72	260-1079	Premium set; Hi-Perf.; Header gskts. incl.; Complete set	
1	Kit Gasket Set	79-72	260-1000	VINTAGE; Head bolts not incl.	
1	Kit Gasket Set	79-75	260-1000BT	VINTAGE; Head bolts not incl.; PermaDryPlus® valve cover & oil pan gskts. incl.; PermaDryPlus® water outlet gskt. incl.	
1	Kit Gasket Set	74-72	260-1000AT	VINTAGE; Head bolts not incl.; PermaDryPlus® valve cover & oil pan gskts. incl.; PermaDryPlus® water outlet gskt. incl.	
2	Head Bolt Set	80-72	260-2500 Std Only	Replacement recommended	
1	FREEZE PLUGS	YEARS	PART NO.	DESCRIPTION	
1	Brass Block Plug Kit	80-72	381-8007		
1	Steel Block Plug Kit	80-72	381-4011		
1	Brass Deep Cup Freeze Plug	80-72	381-9001	VINTAGE; 1.625" Diameter	
1	Steel Deep Cup Freeze Plug	80-72	381-3095	0.500" Diameter	
1	Steel Deep Cup Freeze Plug	80-72	381-3041	1.625" Diameter	
1	Steel Shallow Cup Freeze Plug	80-72	381-2078	2.109" Diameter	

	RE-RING KIT	YEARS	DESCRIPTION	RE-RING	PREMIUM KIT NO.	ECONOMY KIT NO.
KITS	80	Incl. A-Series aluminum bearings ; Premium valve stem seals incl.		Re-ring	205-658	205-158
	80	Incl. A-Series aluminum bearings ; Premium valve stem seals incl.		Re-ring w/Mains	205-658M	205-158M
	80	Premium valve stem seals incl.; Incl. 5/8" inlet oil pump; w/.405" tooth width sprocket		Master w/Frg. Pstn. Prm. Rings	MKF-658A	----
	80	Premium valve stem seals incl.; Incl. 5/8" inlet oil pump; w/.405" tooth width sprocket; Hypereutectic; w/machined valve reliefs and circlip grooves; Incl. H423ACP piston		Master w/o Rods & Mains	505-658AN	505-158AN
80	Incl. A-Series aluminum bearings ; Premium valve stem seals incl.; Incl. 5/8" inlet oil pump; w/.405" tooth width sprocket; Hypereutectic; w/machined valve reliefs and circlip grooves; Incl. H423ACP piston		Master	MKP-658AN	MKP-158AN	
80	Incl. A-Series aluminum bearings ; Premium valve stem seals incl.; Incl. 5/8" inlet oil pump; w/.405" tooth width sprocket		Master w/o Pistons	MK-658A	MK-158A	

350 5.7L (5736cc) OHV V8 (16 Valve) (Chevrolet), 4" Bore (GMC Eng.), 4 Bbl. "VIN T" 1975-1973 311

	TIMING	YEARS	PART NO.	DESCRIPTION
1	3 Piece Set	75-73	KT3-499S	Powdered Metal Crank Sprocket; w/.405" tooth width sprocket; (1) 222-499; (1) 223-390; (1) 223-391
1	3 Piece Set	74	KT3-163S	Chevrolet Camaro Base, Corvette Base; H/D; Incl. double rlr. type chain; (1) 222-163; (1) 223-288; (1) 223-289

(continued on next page)

GM Car (Incl. Buick, Cad., Chev., Olds., Pontiac)

311 350 5.7L (5736cc) OHV V8 (16 Valve) (Chevrolet), 4" Bore (GMC Eng.), 4 Bbl. "VIN T" 1975-1973
(cont.)

**V
A
L
V
E

T
R
A
I
N**

**V
A
L
V
E

T
R
A
I
N**

QTY	TIMING (cont.)	YEARS	PART NO.	DESCRIPTION
1	Timing Set w/Gaskets	74-73	CTS-1001	VINTAGE; w/.405" tooth width sprocket
1	Timing Chain	75-73	222-499	Use w/.405" tooth width sprocket; 46 Links
1	Timing Chain	74	222-163	Chevrolet Camaro Base, Corvette Base; H/D; Double rlr.; 58 Links
1	Crank Sprocket	75-73	223-391	Powdered metal; .405" tooth width sprocket; 18 Teeth
1	Crank Sprocket	74	223-289	Chevrolet Camaro Base, Corvette Base; H/D; Double row; 22 Teeth
1	Cam Sprocket	75-73	223-390	.405" tooth width sprocket; 36 Teeth
1	Cam Sprocket	75-73	223-390N	Nylon; .405" tooth width sprocket; 36 Teeth
1	Cam Sprocket	74	223-288	Chevrolet Camaro Base, Corvette Base; H/D; Double row; 44 Teeth

QTY	CAMSHAFT/LIFTER	YEARS	PART NO.	DESCRIPTION
1	Camshaft	75	CS-274	Exc. Chevrolet Corvette Stingray; Hydraulic, (050) Duration at .050 Lobe Lift, 203 Exh., 194 Int., 112 Degrees Lobe Separation
1	Camshaft	74-73	CS-274	Exc. Chevrolet Corvette Base; Hydraulic, (050) Duration at .050 Lobe Lift, 203 Exh., 194 Int., 112 Degrees Lobe Separation
1	Performance Cam	75-73	CS-1103R	Emissions Legal Cam; CARB E.O. No. D-292-1; Pro-1500 Perf. Cam; 0.42" Exh. Valve Lift, 0.398" Int. Valve Lift, Hydraulic, (050) Duration at .050 Lobe Lift, 204 Exh., 194 Int., 112 Degrees Lobe Separation
1	Performance Cam	75-73	CS-1014R	Emissions Legal Cam; CARB E.O. No. D-292-1; Pro-2000 Perf. Cam; 0.443" Exh. Valve Lift, 0.42" Int. Valve Lift, Hydraulic, (050) Duration at .050 Lobe Lift, 214 Exh., 204 Int., 112 Degrees Lobe Separation
1	Performance Cam	75-73	CS-1106R	Emissions Legal Cam; CARB E.O. No. D-292-1; Pro-3000 Perf. Cam; 0.465" Exh. Valve Lift, 0.443" Int. Valve Lift, Hydraulic, (050) Duration at .050 Lobe Lift, 224 Exh., 214 Int., 112 Degrees Lobe Separation
1	Performance Cam	75	CS-1095R	Chevrolet Corvette Stingray; Pro-3000 Perf. Cam; Use w/Hyd. lifters; 0.46" Exh. Valve Lift, 0.45" Int. Valve Lift, Hydraulic, (050) Duration at .050 Lobe Lift, 224 Exh., 224 Int., 114 Degrees Lobe Separation
1	Performance Cam	74-73	CS-1095R	Chevrolet Corvette Base; Pro-3000 Perf. Cam; Use w/Hyd. lifters; 0.46" Exh. Valve Lift, 0.45" Int. Valve Lift, Hydraulic, (050) Duration at .050 Lobe Lift, 224 Exh., 224 Int., 114 Degrees Lobe Separation
1	Prelube		55-403 Std Only	1.5 oz. packet
1	Prelube		55-400 Std Only	4 oz. bottle; 1.5 oz. packet No. 55-403 also avail.
16	Lifter	75-73	HT-817 Std Only	Hyd.
16	Lifter	75-73	HT-817R Std Only	Speed-Pro Hi-Revolution Hyd.
16	Lifter, Bulk	75-73	HT-817B Std Only	Hyd.; Carton of 128
16	Lifter, Bulk	75-73	HT-817RB Std Only	Speed-Pro Hi-Revolution Hyd.; Carton of 128

QTY	CAM KIT	YEARS	PART NO.	DESCRIPTION
1	Cam/Lifter Kit	75-73	KC-1103R	Emissions Legal Cam; CARB E.O. No. D-292-1; Hyd.; Pro-1500 Perf. Cam; Duration at .050", 194 Int., 204 Exh.; Valve lift .398" Int., .420" Exh.; Lobe Separation 112 Degrees; (1) 55-403B; (1) CS-1103R; (16) HT-817
1	Cam/Lifter Kit	75-73	KC-1014R	Emissions Legal Cam; CARB E.O. No. D-292-1; Hyd.; Pro-2000 Perf. Cam; Duration at .050", 204 Int., 214 Exh.; Valve lift .420" Int., .443" Exh.; Lobe Separation 112 Degrees; (1) 55-403B; (1) CS-1014R; (16) HT-817
1	Cam/Lifter Kit	75-73	KC-1106R	Emissions Legal Cam; CARB E.O. No. D-292-1; Hyd.; Pro-3000 Perf. Cam; Duration at .050", 214 Int., 224 Exh.; Valve lift .443" Int., .465" Exh.; Lobe Separation 112 Degrees; (1) 55-403B; (1) CS-1106R; (16) HT-817
1	Cam/Lifter Kit	75	KC-274	Exc. Chevrolet Corvette Stingray; Hyd.; (1) 55-403B; (1) CS-274; (16) HT-817
1	Cam/Lifter Kit	75	KC-1095R	Chevrolet Corvette Stingray; Hyd.; Pro-3000 Perf. Cam; Duration at .050", 224 Int., 224 Exh.; (1) 55-403B; (1) CS-1095R; (16) HT-817
1	Cam/Lifter Kit	74-73	KC-274	Exc. Chevrolet Corvette Base; Hyd.; (1) 55-403B; (1) CS-274; (16) HT-817
1	Cam/Lifter Kit	74-73	KC-1095R	Chevrolet Corvette Base; Hyd.; Pro-3000 Perf. Cam; Duration at .050", 224 Int., 224 Exh.; (1) 55-403B; (1) CS-1095R; (16) HT-817
1	Cam/Lifter/Timing Kit	75	KCT-274	Exc. Chevrolet Corvette Stingray; Hyd.; w/.405" tooth width sprocket; (1) 55-403B; (1) CS-274; (16) HT-817; (1) KT3-499S
1	Cam/Lifter/Timing Kit	74-73	KCT-274	Exc. Chevrolet Corvette Base; Hyd.; w/.405" tooth width sprocket; (1) 55-403B; (1) CS-274; (16) HT-817; (1) KT3-499S

(continued on next page)

GM Car (Incl. Buick, Cad., Chev., Olds., Pontiac)

350 5.7L (5736cc) OHV V8 (16 Valve) (Chevrolet), 4" Bore (GMC Eng.), 4 Bbl. "VIN T" 1975-1973 311
(cont.)

QTY	PUSH ROD	YEARS	PART NO.	DESCRIPTION
16	Push Rod	75-73	RP-3093 Std Only	7.7940" O.A.L.
16	Push Rod	75-73	RP-3212R Std-100-150-200	Chrome-Moly; 7.7900" O.A.L.
16	Push Rod, Bulk	75-73	BRP-3093 Std Only	Carton of 100; 7.7940" O.A.L.
16	Push Rod, Bulk	75-73	BRP-3212R Std-100	Chrome-Moly; Carton of 100; 7.7900" O.A.L.
8	Push Rod Guide Plate	75-73	MR-1930 Std Only	Speed-Pro flat guide plate for 3/8" dia. push rods; Requires screw-in studs
8	Push Rod Guide Plate	75-73	MR-1896 Std Only	Speed-Pro flat guide plate for 5/16" dia. push rods; Requires screw-in studs
8	Push Rod Guide Plate	75-73	MR-1892 Std Only	Speed-Pro stepped guide plate for 3/8" dia. push rods; Requires screw-in studs
8	Push Rod Guide Plate	75-73	MR-1891 Std Only	Speed-Pro stepped guide plate for 5/16" dia. push rods; Requires screw-in studs
QTY	ROCKER PARTS	YEARS	PART NO.	DESCRIPTION
16	Arm Assy.	75-73	R-826 Std Only	Incl. arm, ball & nut
16	Arm Assy.	75-73	R-865R Std Only	Speed-Pro 1.5 ratio stamped steel, long slot; Incl. H/D 4 groove ball & nut
16	Arm Assy.	75-73	R-1024R Std Only	Speed-Pro 1.5 ratio stamped steel, rlr. tip, long slot; Incl. H/D 4 groove ball & nut
16	Arm Assy.	75-73	R-952R Std Only	Speed-Pro 1.6 ratio stamped steel, long slot; Incl. H/D 4 groove ball & nut
16	Arm Assy.	75-73	R-1025R Std Only	Speed-Pro 1.6 ratio stamped steel, rlr. tip, long slot; Incl. H/D 4 groove ball & nut
16	Arm Assy., Bulk	75-73	R-826B Std Only	Incl. arm, ball & nut; Carton of 64
16	Arm Assy., Bulk	75-73	R-865RB Std Only	Speed-Pro 1.5 ratio stamped steel, long slot; Incl. ball & nut; Carton of 64
16	Arm	75-73	R-826A Std Only	
16	Rocker Arm Ball	75-73	MR-1783 Std Only	H/D 4 groove ball
16	Rocker Arm Ball	75-73	MR-1822 Std Only	
16	Nut	75-73	MR-1751 Std Only	Self-locking, 3/8" x 24 threads
16	Stud	75-73	MR-1752 Std Only	.003" O/S; 3/8" x 24 x 2.495"
16	Stud	75-73	MR-1949 Std Only	.372" x 24 x 2.495"
16	Stud	75-73	MR-1865RS Std Only	Speed-Pro 3/8" dia. Perf. screw-in stud; requires head machining
QTY	VALVE	YEARS	PART NO.	DESCRIPTION
8	Exhaust	75	V-1904 Std-3-15-30	Exc. Chevrolet Corvette Stingray; Chrome plated stem; 1.5000" Head Dia., 0.3414" Stem Dia., 4.9280" O.A.L.
8	Exhaust	75	V-1888X Std Only	Exc. Chevrolet Corvette Stingray; Chrome plated stem; Stellite face; 1.5000" Head Dia., 0.3412" Stem Dia., 4.9230" O.A.L.
8	Exhaust	75	V-4231 Std Only	Chevrolet Corvette Stingray; Chrome plated stem; Swirl Polish; 1.6000" Head Dia., 0.3407" Stem Dia., 4.9000" O.A.L.
8	Exhaust	75	V-1755 Std-15	Chevrolet Corvette Stingray; VINTAGE; Chrome plated stem; 1.6000" Head Dia., 0.3415" Stem Dia., 4.9030" O.A.L.
8	Exhaust	74-73	V-1904 Std-3-15-30	Exc. Chevrolet Corvette Base; Chrome plated stem; 1.5000" Head Dia., 0.3414" Stem Dia., 4.9280" O.A.L.
8	Exhaust	74-73	V-1888X Std Only	Exc. Chevrolet Corvette Base; Chrome plated stem; Stellite face; 1.5000" Head Dia., 0.3412" Stem Dia., 4.9230" O.A.L.
8	Exhaust	74-73	V-4231 Std Only	Chevrolet Corvette Base; Chrome plated stem; Swirl Polish; 1.6000" Head Dia., 0.3407" Stem Dia., 4.9000" O.A.L.
8	Exhaust	74-73	V-1755 Std-15	Chevrolet Corvette Base; VINTAGE; Chrome plated stem; 1.6000" Head Dia., 0.3415" Stem Dia., 4.9030" O.A.L.
8	Exhaust, Bulk	75	V-1904B Std-15	Exc. Chevrolet Corvette Stingray; Chrome plated stem; Carton of 25; 1.5000" Head Dia., 0.3414" Stem Dia., 4.9280" O.A.L.
8	Exhaust, Bulk	74-73	V-1904B Std-15	Exc. Chevrolet Corvette Base; Chrome plated stem; Carton of 25; 1.5000" Head Dia., 0.3414" Stem Dia., 4.9280" O.A.L.
8	Intake	75	V-1926 Std-3-15	Exc. Chevrolet Corvette Stingray; Chrome plated stem; 1.9400" Head Dia., 0.3414" Stem Dia., 4.8800" O.A.L.
8	Intake	75	V-1756 Std-15	Chevrolet Corvette Stingray; Chrome plated stem; 2.0200" Head Dia., 0.3415" Stem Dia., 4.8800" O.A.L.
8	Intake	75	V-1926Y 15 15	Exc. Chevrolet Corvette Stingray; Chrome plated stem; w/.708" reduced end length; 1.9400" Head Dia., 0.3564" Stem Dia., 4.8800" O.A.L.
8	Intake	74-73	V-1926 Std-3-15	Exc. Chevrolet Corvette Base; Chrome plated stem; 1.9400" Head Dia., 0.3414" Stem Dia., 4.8800" O.A.L.
8	Intake	74-73	V-1756 Std-15	Chevrolet Corvette Base; Chrome plated stem; 2.0200" Head Dia., 0.3415" Stem Dia., 4.8800" O.A.L.

VALVE TRAIN

VALVE TRAIN

(continued on next page)

GM Car (Incl. Buick, Cad., Chev., Olds., Pontiac)

311 350 5.7L (5736cc) OHV V8 (16 Valve) (Chevrolet), 4" Bore (GMC Eng.), 4 Bbl. "VIN T" 1975-1973
(cont.)

QTY	VALVE (cont.)	YEARS	PART NO.	DESCRIPTION
8	Intake	74-73	V-1926Y 15 15	Exc. Chevrolet Corvette Base; Chrome plated stem; w/.708" reduced end length; 1.9400" Head Dia., 0.3564" Stem Dia., 4.8800" O.A.L.
8	Intake, Bulk	75	V-1926B Std-15	Exc. Chevrolet Corvette Stingray; Chrome plated stem; Carton of 25; 1.9400" Head Dia., 0.3410" Stem Dia., 4.8800" O.A.L.
8	Intake, Bulk	75	V-1756B 15 15	Chevrolet Corvette Stingray; Chrome plated stem; Carton of 25; 2.0200" Head Dia., 0.3565" Stem Dia., 4.8800" O.A.L.
8	Intake, Bulk	74-73	V-1926B Std-15	Exc. Chevrolet Corvette Base; Chrome plated stem; Carton of 25; 1.9400" Head Dia., 0.3410" Stem Dia., 4.8800" O.A.L.
8	Intake, Bulk	74-73	V-1756B 15 15	Chevrolet Corvette Base; Chrome plated stem; Carton of 25; 2.0200" Head Dia., 0.3565" Stem Dia., 4.8800" O.A.L.
QTY	VALVE GUIDE	YEARS	PART NO.	DESCRIPTION
8	Guide	75-73	VG-5005H Std Only	Loc. Exh.; w/Cast iron head; Hardened; 0.3430" ID, 2.2500" O.A.L
8	Guide	75-73	VG-5005 Std Only	Loc. Exh.; w/Cast iron head; Plain; 0.3430" ID, 2.2500" O.A.L
8	Guide	75-73	VG-5005T Std Only	Loc. Exh.; w/Cast iron head; Threaded; 0.3425" ID, 2.2500" O.A.L
8	Guide	75-73	VG-5038 Std Only	Loc. Int.; w/Cast iron head; 0.3430" ID, 2.1200" O.A.L
8	Guide, Bulk	75-73	VG-5005B Std Only	Loc. Exh.; w/Cast iron head; Plain; Carton of 50; 0.3430" ID, 2.2500" O.A.L
8	Guide, Bulk	75-73	VG-5005TB Std Only	Loc. Exh.; w/Cast iron head; Threaded; Carton of 50; 0.3425" ID, 2.2500" O.A.L
8	Guide, Bulk	75-73	VG-5038B Std Only	Loc. Int.; w/Cast iron head; Carton of 50; 0.3430" ID, 2.1200" O.A.L
QTY	VALVE SPRING	YEARS	PART NO.	DESCRIPTION
8	Spring	75	VS-727 Std Only	Exc. Chevrolet Corvette Stingray; Loc. Exh.; Incl. damper; 1.9100" Free Height
8	Spring	75	VS-677 Std Only	Chevrolet Corvette Stingray; Loc. Exh.; Incl. damper; 2.0300" Free Height
8	Spring	75	VS-739R Std Only	Chevrolet Corvette Stingray; Loc. Exh.; Optional-H/D; 2.0000" Free Height
8	Spring	75	VS-677 Std Only	Chevrolet Corvette Stingray; Loc. Int.; Incl. damper; 2.0300" Free Height
8	Spring	75	VS-739R Std Only	Chevrolet Corvette Stingray; Loc. Int.; Optional-H/D; 2.0000" Free Height
8	Spring	74-73	VS-727 Std Only	Exc. Chevrolet Corvette Base; Loc. Exh.; Incl. damper; 1.9100" Free Height
8	Spring	74-73	VS-677 Std Only	Chevrolet Corvette Base; Loc. Exh.; Incl. damper; 2.0300" Free Height
8	Spring	74-73	VS-739R Std Only	Chevrolet Corvette Base; Loc. Exh.; Optional-H/D; 2.0000" Free Height
8	Spring	74-73	VS-677 Std Only	Chevrolet Corvette Base; Loc. Int.; Incl. damper; 2.0300" Free Height
8	Spring	74-73	VS-739R Std Only	Chevrolet Corvette Base; Loc. Int.; Optional-H/D; 2.0000" Free Height
8	Spring, Bulk	75	VS-727B Std Only	Exc. Chevrolet Corvette Stingray; Loc. Exh.; Incl. damper; Carton of 250; 1.9100" Free Height
8	Spring, Bulk	75	VS-677B Std Only	Chevrolet Corvette Stingray; Loc. Exh.; Incl. damper; Carton of 250; 2.0300" Free Height
8	Spring, Bulk	75	VS-739RB Std Only	Chevrolet Corvette Stingray; Loc. Exh.; Optional-H/D; Carton of 300; 2.0000" Free Height
8	Spring, Bulk	75	VS-677B Std Only	Chevrolet Corvette Stingray; Loc. Int.; Incl. damper; Carton of 250; 2.0300" Free Height
8	Spring, Bulk	75	VS-739RB Std Only	Chevrolet Corvette Stingray; Loc. Int.; Optional-H/D; Carton of 300; 2.0000" Free Height
8	Spring, Bulk	74-73	VS-727B Std Only	Exc. Chevrolet Corvette Base; Loc. Exh.; Incl. damper; Carton of 250; 1.9100" Free Height
8	Spring, Bulk	74-73	VS-677B Std Only	Chevrolet Corvette Base; Loc. Exh.; Incl. damper; Carton of 250; 2.0300" Free Height
8	Spring, Bulk	74-73	VS-739RB Std Only	Chevrolet Corvette Base; Loc. Exh.; Optional-H/D; Carton of 300; 2.0000" Free Height
8	Spring, Bulk	74-73	VS-677B Std Only	Chevrolet Corvette Base; Loc. Int.; Incl. damper; Carton of 250; 2.0300" Free Height
8	Spring, Bulk	74-73	VS-739RB Std Only	Chevrolet Corvette Base; Loc. Int.; Optional-H/D; Carton of 300; 2.0000" Free Height
QTY	VALVE SEAL	YEARS	PART NO.	DESCRIPTION
8	Valve Stem Seal	75-73	ST-2001 Std Only	Loc. Exh.; Positive type; Installation requires valve guide machining; (RBBTF) Rubber/PTFE

VALVE TRAIN

VALVE TRAIN

(continued on next page)

GM Car (Incl. Buick, Cad., Chev., Olds., Pontiac)

350 5.7L (5736cc) OHV V8 (16 Valve) (Chevrolet), 4" Bore (GMC Eng.), 4 Bbl. "VIN T" 1975-1973 311
(cont.)

QTY	VALVE SEAL (cont.)	YEARS	PART NO.	DESCRIPTION
8	Valve Stem Seal	75-73	ST-2092 Std Only	Loc. Exh.; Sealed Power Premium design; Positive type, Metal Clad; (RBB) Rubber
8	Valve Stem Seal	75-73	MV-1903 Std Only	Loc. Exh.; Use w/repair guide; Positive type; (RBB) Rubber
8	Valve Stem Seal	75-73	MV-1233C Std Only	Loc. Exhaust; O-Ring; (RBB) Rubber
8	Valve Stem Seal	75-73	MV-1598C Std Only	Loc. Exhaust; Umbrella type; (RBB) Rubber
8	Valve Stem Seal	75-73	ST-2001 Std Only	Loc. Int.; Positive type; Installation requires valve guide machining; (RBBTF) Rubber/PTFE
8	Valve Stem Seal	75-73	ST-2092 Std Only	Loc. Int.; Sealed Power Premium design; Positive type, Metal Clad; (RBB) Rubber
8	Valve Stem Seal	75-73	MV-1903 Std Only	Loc. Int.; Use w/repair guide; Positive type; (RBB) Rubber
8	Valve Stem Seal	75-73	MV-1233C Std Only	Loc. Intake; O-Ring; (RBB) Rubber
8	Valve Stem Seal	75-73	MV-1598C Std Only	Loc. Intake; Umbrella type; (RBB) Rubber
8	Valve Stem Seal Bulk	75-73	ST-2001BC Std Only	Loc. Exh.; Positive type; Installation requires valve guide machining; Carton of 100; (RBBTF) Rubber/PTFE
8	Valve Stem Seal Bulk	75-73	MV-1233 Std Only	Loc. Exhaust; O-Ring; Carton of 100; (RBB) Rubber
8	Valve Stem Seal Bulk	75-73	MV-1598 Std Only	Loc. Exhaust; Umbrella type; Carton of 100; (RBB) Rubber
8	Valve Stem Seal Bulk	75-73	ST-2001BC Std Only	Loc. Int.; Positive type; Installation requires valve guide machining; Carton of 100; (RBBTF) Rubber/PTFE
8	Valve Stem Seal Bulk	75-73	MV-1233 Std Only	Loc. Intake; O-Ring; Carton of 100; (RBB) Rubber
8	Valve Stem Seal Bulk	75-73	MV-1598 Std Only	Loc. Intake; Umbrella type; Carton of 100; (RBB) Rubber
VALVE TRAIN				
QTY	VALVE SEAT	YEARS	PART NO.	DESCRIPTION
8	Seat	75	245-1562-1 Std Only	Exc. Chevrolet Corvette Stingray; Loc. Exh.; 1.5675" OD, 1.3125" ID, 0.2160" Depth
8	Seat	75	245-1687-2 Std Only	Chevrolet Corvette Stingray; Loc. Exh.; 1.6925" OD, 1.4375" ID, 0.2160" Depth
8	Seat	75	245-1562-1N Std Only	Exc. Chevrolet Corvette Stingray; Loc. Exh.; Premium Material; 1.5675" OD, 1.3125" ID, 0.2160" Depth
8	Seat	75	245-1687-2N Std Only	Chevrolet Corvette Stingray; Loc. Exh.; Premium Material; 1.6925" OD, 1.4375" ID, 0.2160" Depth
8	Seat	75	245-2062-1 Std Only	Exc. Chevrolet Corvette Stingray; Loc. Int.; 2.0680" OD, 1.8125" ID, 0.2480" Depth
8	Seat	75	245-2125-1 Std Only	Exc. Chevrolet Corvette Stingray; Loc. Int.; 2.1305" OD, 1.8125" ID, 0.2480" Depth
8	Seat	74-73	245-1562-1 Std Only	Exc. Chevrolet Corvette Base; Loc. Exh.; 1.5675" OD, 1.3125" ID, 0.2160" Depth
8	Seat	74-73	245-1687-2 Std Only	Chevrolet Corvette Base; Loc. Exh.; 1.6925" OD, 1.4375" ID, 0.2160" Depth
8	Seat	74-73	245-1562-1N Std Only	Exc. Chevrolet Corvette Base; Loc. Exh.; Premium Material; 1.5675" OD, 1.3125" ID, 0.2160" Depth
8	Seat	74-73	245-1687-2N Std Only	Chevrolet Corvette Base; Loc. Exh.; Premium Material; 1.6925" OD, 1.4375" ID, 0.2160" Depth
8	Seat	74-73	245-2062-1 Std Only	Exc. Chevrolet Corvette Base; Loc. Int.; 2.0680" OD, 1.8125" ID, 0.2480" Depth
8	Seat	74-73	245-2125-1 Std Only	Exc. Chevrolet Corvette Base; Loc. Int.; 2.1305" OD, 1.8125" ID, 0.2480" Depth
VALVE, MISC				
QTY	VALVE, MISC	YEARS	PART NO.	DESCRIPTION
32	Keeper	75-73	VK-115A Std Only	1 groove; Square cut key groove; Carton pack 24
32	Keeper	75-73	VK-115 Std Only	1 groove; Square cut key groove; Carton pack 32
32	Keeper	75-73	VK-115R Std Only	1 groove; Square cut key groove; Hardened
32	Keeper, Bulk	75-73	VK-115B Std Only	1 groove; Square cut key groove; Carton of 1000
16	Spring Insert	75-73	259-203C Std Only	.015"; Carton of 100
16	Spring Insert	75-73	259-203B Std Only	.030"; Carton of 100
16	Spring Insert	75-73	259-203BRS Std Only	.030"; Carton of 500
16	Spring Insert	75-73	259-203A Std Only	.060"; Carton of 100
16	Spring Insert	75-73	259-203ARS Std Only	.060"; Carton of 500
PISTON				
QTY	PISTON	YEARS	PART NO.	DESCRIPTION
8	Cast Piston	75-73	H423DCP * Std-20-30-40-60-80	Hypereutectic; w/machined valve reliefs and circlip grooves; Use w/LR-63 lock ring for floated applications; .9275" Pin Dia.; 2 Rings 5/64 Groove, 1 Ring 3/16 Groove, 1.548 CD, .098 dish, 4 reliefs; Use w/Lock Ring LR-63; DUROSHIELD® skirt coated piston
8	Cast Piston	75-73	H423ACP 40 + 40-60-80	Hypereutectic; w/machined valve reliefs and circlip grooves; Use w/LR-63 lock ring for floated applications; .9275" Pin Dia.; 2 Rings 5/64 Groove, 1 Ring 3/16 Groove, 1.548 CD, Recessed Head .098" deep x 2.771" dia. w/4 valve reliefs; DUROSHIELD® skirt coated piston; Superseded - When depleted use H423DCP 40
8	Cast Piston	75-73	H423NP 20 20	Perf. or reg. duty operation; Not O.E. duplicate Wt.; Use in sets only; Hypereutectic; .9275" Pin Dia.; 2 Rings 5/64 Groove, 1 Ring 3/16 Groove, 1.540 CD, .100 dish, 4 reliefs
BLOCK				

(continued on next page)

GM Car (Incl. Buick, Cad., Chev., Olds., Pontiac)

311 350 5.7L (5736cc) OHV V8 (16 Valve) (Chevrolet), 4" Bore (GMC Eng.), 4 Bbl. "VIN T" 1975-1973
(cont.)

QTY	PISTON (cont.)	YEARS	PART NO.	DESCRIPTION
8	Cast Piston - Individual	75-73	WH423DCP Std-20-30-40-60	Hypereutectic; w/machined valve reliefs and circlip grooves; Use w/LR-63 lock ring for floated applications; .9275" Pin Dia.; 2 Rings 5/64 Groove, 1 Ring 3/16 Groove, 1.548 CD, .098 dish, 4 reliefs; Use w/Lock Ring LR-63; DUROSHIELD® skirt coated piston
8	Cast Piston - Individual	75-73	WH423ACP + Std-20-30-40-60	Hypereutectic; w/machined valve reliefs and circlip grooves; Use w/LR-63 lock ring for floated applications; .9275" Pin Dia.; 2 Rings 5/64 Groove, 1 Ring 3/16 Groove, 1.548 CD, Recessed Head .098" deep x 2.771" dia. w/4 valve reliefs; DUROSHIELD® skirt coated piston; Superseded - When depleted use WH423DCP
1	Cast Piston Set w/Prem. Rings	75-73	8KH618CP 30 30-40-60	Hypereutectic; 0.9275" Pin Dia.; 2 Rings 5/64 Groove, 1 Ring 3/16 Groove, 1.560 CD, Domed Head .125 high w/2 valve reliefs. DUROSHIELD® skirt coated piston.
1	Cast Piston Set w/Prem. Rings	75-73	8KH423ACP 30 + 30-40-60	Hypereutectic; w/machined valve reliefs and circlip grooves; Use w/LR-63 lock ring for floated applications; .9275" Pin Dia.; 2 Rings 5/64 Groove, 1 Ring 3/16 Groove, 1.548 CD, Recessed Head .098" deep x 2.771" dia. w/4 valve reliefs; DUROSHIELD® skirt coated piston; Superseded - When depleted use 8KH423DCP 30
1	Cast Piston Set w/Prem. Rings	75-73	8KH423DCP 30 30-40-60	Hypereutectic; w/machined valve reliefs and circlip grooves; Use w/LR-63 lock ring for floated applications; .9275" Pin Dia.; 2 Rings 5/64 Groove, 1 Ring 3/16 Groove, Recessed Head .098" deep x 2.771" dia. w/4 valve reliefs; DUROSHIELD® skirt coated piston
8	POWERFORGED	75	L-2403NF Std-20-30-40-60	Exc. Chevrolet Corvette Stingray; Powerforged; 0.9275" Pin Dia.; 2 Rings 5/64 Groove, 1 Ring 3/16 Groove, 1.562 CD, Recessed Head .068 deep. DUROSHIELD® skirt coated piston.
8	POWERFORGED	74-73	L-2403NF Std-20-30-40-60	Exc. Chevrolet Corvette Base; Powerforged; 0.9275" Pin Dia.; 2 Rings 5/64 Groove, 1 Ring 3/16 Groove, 1.562 CD, Recessed Head .068 deep. DUROSHIELD® skirt coated piston.
8	POWERFORGED Piston-Individual	75	WL-2403NF Std-20-30-40-60	Exc. Chevrolet Corvette Stingray; Powerforged; 0.9275" Pin Dia.; 2 Rings 5/64 Groove, 1 Ring 3/16 Groove, 1.562 CD, Recessed Head .068 deep. DUROSHIELD® skirt coated piston.
8	POWERFORGED Piston-Individual	74-73	WL-2403NF Std-20-30-40-60	Exc. Chevrolet Corvette Base; Powerforged; 0.9275" Pin Dia.; 2 Rings 5/64 Groove, 1 Ring 3/16 Groove, 1.562 CD, Recessed Head .068 deep. DUROSHIELD® skirt coated piston.
1	POWERFORGED Piston Set w/Rings	75-73	8KL2256F 30 30-40-60	Powerforged; 0.9272" Pin Dia.; 2 Rings 5/64 Groove, 1 Ring 3/16 Groove, 1.563 CD, Flat Head w/4 valve reliefs. DUROSHIELD® skirt coated piston.
QTY	RINGS	YEARS	PART NO.	DESCRIPTION
1	Premium Set	75-73	E-251KC Std-20-30-40-60	2-5/64, 1-3/16; Premium Chrome
1	Premium Set	75-73	E-251K Std-10-20-30-40-60	2-5/64, 1-3/16; Premium Moly
1	Premium Set	75-73	R-9903 Std-20-30-60	2-5/64, 1-3/16; Speed-Pro plasma-moly Perf. ring set
1	Standard Set	75-73	E-251X Std-10-20-30-40-60-80	2-5/64, 1-3/16; Iron
8	Premium Single Cylinder Set	75-73	WE-251K Std-30-40-60	2-5/64, 1-3/16; Premium Moly
8	Standard Single Cylinder Set	75-73	WE-251X Std-30-40-60	2-5/64, 1-3/16; Iron
QTY	ENGINE BEARINGS	YEARS	PART NO.	DESCRIPTION
1	Main Set	75-73	4663M Std-1-2-10-20-30-40-60	.020" O/S length flange brg.
1	Main Set	75-73	6688M 10 10-20-30	
1	Main Set	75-73	4663MA Std-1-2-10-20-30-40-60	A-Series aluminum bearings
1	Main Set	75-73	7329MA 10 10-20	A-Series aluminum bearings; .010" O/S length flange brg.
1	Main Set	75-73	7274MA 10X20 10X20	A-Series aluminum bearings; w/.020" O/S OD
1	Main Set	75-73	139M Std-1-1X-9-10-11-20-21-30	Race Performance; 3/4 grooved
1	Main Set	75-73	C139M Std-1-1X-10-20-30	Race Performance; 3/4 grooved; DUROSHIELD® coated bearings
1	Rod Set	75-73	8-2555CP Std-1-10-20-30-40-50	8-2555CA 60 avail. as unplated & resizeable; Overplated copper-lead alloy
1	Rod Set	75-73	8-2555A Std-1-10-20-30-40-50-60	A-Series aluminum bearings
1	Rod Set	75-73	8-2555A 10X2 10X2-20X2-30X2-40X2	A-Series aluminum bearings; Use in .002" O/S Rod Bore
1	Rod Set	75-73	8-7095CH Std-1-10-20-30	Race Performance
1	Rod Set	75-73	8-7100CH Std-1-1X-9-10-11-19-20-21-30	Race Performance; Chamfered on one side
1	Rod Set	75-73	C8-7100CH Std-1-1X-10-20-30	Race Performance; DUROSHIELD® coated bearings; w/o Dowel hole; Chamfered on one side
1	Rod Set	75-73	8-2555CA 60 60	Unplated & resizeable

(continued on next page)

GM Car (Incl. Buick, Cad., Chev., Olds., Pontiac)

350 5.7L (5736cc) OHV V8 (16 Valve) (Chevrolet), 4" Bore (GMC Eng.), 4 Bbl. "VIN T" 1975-1973 311
(cont.)

	ENGINE BEARINGS	YEARS	PART NO.	DESCRIPTION	
BLOCK	QTY (cont.)				
	1	Rod Set	75-73	8-2555CP 10X2 + 10X2-20X2	Use in .002" O/S Rod Bore; Overplated copper-lead alloy; Superseded - When depleted use 8-2555A 10X2
	8	Rod Pair	75-73	2555A Std-1-2-10-20-30-40-50-60	A-Series aluminum bearings
	8	Rod Pair	75-73	2555CP Std-1-2-10-20-30-40-50	Overplated copper-lead alloy
	8	Rod Pair	75-73	7100CH Std-1-1X-10-20-30	Race Performance; Chamfered on one side
	8	Rod Pair	75-73	2555CA 60 60	Unplated & resizeable
	8	Rod Pair	75-73	2555CP 10X2 + 10X2-20X2	Use in .002" O/S Rod Bore; Superseded - When depleted use 2555A 10X2
	1	Cam Set	75-73	1750M Std Only	2.030" housing bore
	1	Cam Set	75-73	1235M Std-1-10	Babbitt material; Full round design
	1	Cam Set	75-73	1749M Std Only	Bi-Metal Aluminum
	1	Cam Set	75-73	2100M Std Only	Race Performance
	QTY	OIL PUMP	YEARS	PART NO.	DESCRIPTION
	1	Oil Pump	75	224-4146	Exc. Chevrolet Corvette Stingray; 5/8" inlet
	1	Oil Pump	75	224-4146A	Chevrolet Corvette Stingray; High Pressure; 5/8" inlet
	1	Oil Pump	75-73	224-4143	High Volume, check pan for clearance; 5/8" inlet; Use shaft w/steel guide
1	Oil Pump	74-73	224-4146	Exc. Chevrolet Corvette Base; 5/8" inlet	
1	Oil Pump	74-73	224-4146A	Chevrolet Corvette Base; High Pressure; 5/8" inlet	
1	Inter. Shaft	75-73	224-6146E	Has steel shaft guide; Eliminates nylon shaft guide	
1	Inter. Shaft	75-73	224-6146	Use w/nylon shaft guide	
1	Oil Pump Shaft Guide	75-73	224-43343	Nylon	
1	Screen Assy.	75	224-14227	Chevrolet Corvette Stingray; 5/8" inlet tube	
1	Screen Assy.	74-73	224-14227	Chevrolet Corvette Base; 5/8" inlet tube	
QTY	GASKETS	YEARS	PART NO.	DESCRIPTION	
1	Kit Gasket Set	75-73	260-1079	Premium set; Hi-Perf.; Header gskts. incl.; Complete set	
1	Kit Gasket Set	75-73	260-1000	VINTAGE; Head bolts not incl.	
1	Kit Gasket Set	75	260-1000BT	VINTAGE; Head bolts not incl.; PermaDryPlus® valve cover & oil pan gskts. incl.; PermaDryPlus® water outlet gskt. incl.	
1	Kit Gasket Set	74-73	260-1000AT	VINTAGE; Head bolts not incl.; PermaDryPlus® valve cover & oil pan gskts. incl.; PermaDryPlus® water outlet gskt. incl.	
2	Head Bolt Set	75-73	260-2500 Std Only	Replacement recommended	
QTY	FREEZE PLUGS	YEARS	PART NO.	DESCRIPTION	
1	Brass Block Plug Kit	75-73	381-8007		
1	Steel Block Plug Kit	75-73	381-4011		
1	Brass Deep Cup Freeze Plug	75-73	381-9001	VINTAGE; 1.625" Diameter	
1	Steel Deep Cup Freeze Plug	75-73	381-3095	0.500" Diameter	
1	Steel Deep Cup Freeze Plug	75-73	381-3041	1.625" Diameter	
1	Steel Shallow Cup Freeze Plug	75-73	381-2078	2.109" Diameter	

350 5.7L (5736cc) OHV V8 (16 Valve) (Chevrolet), 4" Bore (GMC Eng.), 2 Bbl. "VIN V" 1976 312

	TIMING	YEARS	PART NO.	DESCRIPTION	
VALVE TRAIN	QTY				
	1	3 Piece Set	76	KT3-163S	Chevrolet Malibu Base, Classic, Classic Landau, Landau; H/D; Incl. double rlr. type chain; (1) 222-163; (1) 223-288; (1) 223-289
	1	3 Piece Set	76	KT3-499S	Powdered Metal Crank Sprocket; w/.405" tooth width sprocket; (1) 222-499; (1) 223-390; (1) 223-391
	1	Timing Chain	76	222-163	Chevrolet Malibu Base, Landau; H/D; Double rlr.; 58 Links
	1	Timing Chain	76	222-499	Use w/.405" tooth width sprocket; 46 Links
	1	Crank Sprocket	76	223-289	Chevrolet Malibu Base, Landau; H/D; Double row; 22 Teeth
	1	Crank Sprocket	76	223-391	Powdered metal; .405" tooth width sprocket; 18 Teeth
	1	Cam Sprocket	76	223-390	.405" tooth width sprocket; 36 Teeth
	1	Cam Sprocket	76	223-288	Chevrolet Malibu Base, Landau; H/D; Double row; 44 Teeth
	1	Cam Sprocket	76	223-390N	Nylon; .405" tooth width sprocket; 36 Teeth
QTY	CAMSHAFT/LIFTER	YEARS	PART NO.	DESCRIPTION	
1	Camshaft	76	CS-274	Hydraulic, (050) Duration at .050 Lobe Lift, 203 Exh., 194 Int., 112 Degrees Lobe Separation	
1	Performance Cam	76	CS-1103R	Emissions Legal Cam; CARB E.O. No. D-292-1; Pro-1500 Perf. Cam; 0.42" Exh. Valve Lift, 0.398" Int. Valve Lift, Hydraulic, (050) Duration at .050 Lobe Lift, 204 Exh., 194 Int., 112 Degrees Lobe Separation	
1	Performance Cam	76	CS-1014R	Emissions Legal Cam; CARB E.O. No. D-292-1; Pro-2000 Perf. Cam; 0.443" Exh. Valve Lift, 0.42" Int. Valve Lift, Hydraulic, (050) Duration at .050 Lobe Lift, 214 Exh., 204 Int., 112 Degrees Lobe Separation	

(continued on next page)

GM Car (Incl. Buick, Cad., Chev., Olds., Pontiac)

312 350 5.7L (5736cc) OHV V8 (16 Valve) (Chevrolet), 4" Bore (GMC Eng.), 2 Bbl. "VIN V" 1976
(cont.)

QTY	CAMSHAFT/LIFTER	YEARS	PART NO.	DESCRIPTION
1	(cont.) Performance Cam	76	CS-1106R	Emissions Legal Cam; CARB E.O. No. D-292-1; Pro-3000 Perf. Cam; 0.465" Exh. Valve Lift, 0.443" Int. Valve Lift, Hydraulic, (050) Duration at .050 Lobe Lift, 224 Exh., 214 Int., 112 Degrees Lobe Separation
1	Prelube		55-403 Std Only	1.5 oz. packet
1	Prelube		55-400 Std Only	4 oz. bottle; 1.5 oz. packet No. 55-403 also avail.
16	Lifter	76	HT-817 Std Only	Hyd.
16	Lifter	76	HT-817R Std Only	Speed-Pro Hi-Revolution Hyd.
16	Lifter, Bulk	76	HT-817B Std Only	Hyd.; Carton of 128
16	Lifter, Bulk	76	HT-817RB Std Only	Speed-Pro Hi-Revolution Hyd.; Carton of 128
QTY	CAM KIT	YEARS	PART NO.	DESCRIPTION
1	Cam/Lifter Kit	76	KC-1103R	Emissions Legal Cam; CARB E.O. No. D-292-1; Hyd.; Pro-1500 Perf. Cam; Duration at .050", 194 Int., 204 Exh.; Valve lift .398" Int., .420" Exh.; Lobe Separation 112 Degrees; (1) 55-403B; (1) CS-1103R; (16) HT-817
1	Cam/Lifter Kit	76	KC-1014R	Emissions Legal Cam; CARB E.O. No. D-292-1; Hyd.; Pro-2000 Perf. Cam; Duration at .050", 204 Int., 214 Exh.; Valve lift .420" Int., .443" Exh.; Lobe Separation 112 Degrees; (1) 55-403B; (1) CS-1014R; (16) HT-817
1	Cam/Lifter Kit	76	KC-1106R	Emissions Legal Cam; CARB E.O. No. D-292-1; Hyd.; Pro-3000 Perf. Cam; Duration at .050", 214 Int., 224 Exh.; Valve lift .443" Int., .465" Exh.; Lobe Separation 112 Degrees; (1) 55-403B; (1) CS-1106R; (16) HT-817
1	Cam/Lifter Kit	76	KC-274	Hyd.; (1) 55-403B; (1) CS-274; (16) HT-817
1	Cam/Lifter/Timing Kit	76	KCT-274	Hyd.; w/.405" tooth width sprocket; (1) 55-403B; (1) CS-274; (16) HT-817; (1) KT3-499S
QTY	PUSH ROD	YEARS	PART NO.	DESCRIPTION
16	Push Rod	76	RP-3093 Std Only	7.7940" O.A.L.
16	Push Rod	76	RP-3212R Std-100-150-200	Chrome-Moly; 7.7900" O.A.L.
16	Push Rod, Bulk	76	BRP-3093 Std Only	Carton of 100; 7.7940" O.A.L.
16	Push Rod, Bulk	76	BRP-3212R Std-100	Chrome-Moly; Carton of 100; 7.7900" O.A.L.
8	Push Rod Guide Plate	76	MR-1930 Std Only	Speed-Pro flat guide plate for 3/8" dia. push rods; Requires screw-in studs
8	Push Rod Guide Plate	76	MR-1896 Std Only	Speed-Pro flat guide plate for 5/16" dia. push rods; Requires screw-in studs
8	Push Rod Guide Plate	76	MR-1892 Std Only	Speed-Pro stepped guide plate for 3/8" dia. push rods; Requires screw-in studs
8	Push Rod Guide Plate	76	MR-1891 Std Only	Speed-Pro stepped guide plate for 5/16" dia. push rods; Requires screw-in studs
QTY	ROCKER PARTS	YEARS	PART NO.	DESCRIPTION
16	Arm Assy.	76	R-826 Std Only	Incl. arm, ball & nut
16	Arm Assy.	76	R-865R Std Only	Speed-Pro 1.5 ratio stamped steel, long slot; Incl. H/D 4 groove ball & nut
16	Arm Assy.	76	R-1024R Std Only	Speed-Pro 1.5 ratio stamped steel, rlr. tip, long slot; Incl. H/D 4 groove ball & nut
16	Arm Assy.	76	R-952R Std Only	Speed-Pro 1.6 ratio stamped steel, long slot; Incl. H/D 4 groove ball & nut
16	Arm Assy.	76	R-1025R Std Only	Speed-Pro 1.6 ratio stamped steel, rlr. tip, long slot; Incl. H/D 4 groove ball & nut
16	Arm Assy., Bulk	76	R-826B Std Only	Incl. arm, ball & nut; Carton of 64
16	Arm Assy., Bulk	76	R-865RB Std Only	Speed-Pro 1.5 ratio stamped steel, long slot; Incl. ball & nut; Carton of 64
16	Arm	76	R-826A Std Only	
16	Rocker Arm Ball	76	MR-1783 Std Only	
16	Rocker Arm Ball	76	MR-1822 Std Only	H/D 4 groove ball
16	Nut	76	MR-1751 Std Only	Self-locking, 3/8" x 24 threads
16	Stud	76	MR-1752 Std Only	.003" O/S; 3/8" x 24 x 2.495"
16	Stud	76	MR-1949 Std Only	.372" x 24 x 2.495"
16	Stud	76	MR-1865RS Std Only	Speed-Pro 3/8" dia. Perf. screw-in stud; requires head machining
QTY	VALVE	YEARS	PART NO.	DESCRIPTION
8	Exhaust	76	V-1904 Std-3-15-30	Chrome plated stem; 1.5000" Head Dia., 0.3414" Stem Dia., 4.9280" O.A.L.
8	Exhaust	76	V-1888X Std Only	Chrome plated stem; Stellite face; 1.5000" Head Dia., 0.3412" Stem Dia., 4.9230" O.A.L.
8	Exhaust, Bulk	76	V-1904B Std-15	Chrome plated stem; Carton of 25; 1.5000" Head Dia., 0.3414" Stem Dia., 4.9280" O.A.L.
8	Intake	76	V-1926 Std-3-15	Chrome plated stem; 1.9400" Head Dia., 0.3414" Stem Dia., 4.8800" O.A.L.
8	Intake	76	V-1926Y 15	Chrome plated stem; w/.708" reduced end length; 1.9400" Head Dia., 0.3564" Stem Dia., 4.8800" O.A.L.

VALVE TRAIN

VALVE TRAIN

(continued on next page)

GM Car (Incl. Buick, Cad., Chev., Olds., Pontiac)

350 5.7L (5736cc) OHV V8 (16 Valve) (Chevrolet), 4" Bore (GMC Eng.), 2 Bbl. "VIN V" 1976 312
(cont.)

QTY	VALVE (cont.)	YEARS	PART NO.	DESCRIPTION
8	Intake, Bulk	76	V-1926B Std-15	Chrome plated stem; Carton of 25; 1.9400" Head Dia., 0.3410" Stem Dia., 4.8800" O.A.L.
QTY	VALVE GUIDE	YEARS	PART NO.	DESCRIPTION
8	Guide	76	VG-5005H Std Only	Loc. Exh.; w/Cast iron head; Hardened; 0.3430" ID, 2.2500" O.A.L
8	Guide	76	VG-5005 Std Only	Loc. Exh.; w/Cast iron head; Plain; 0.3430" ID, 2.2500" O.A.L
8	Guide	76	VG-5005T Std Only	Loc. Exh.; w/Cast iron head; Threaded; 0.3425" ID, 2.2500" O.A.L
8	Guide	76	VG-5038 Std Only	Loc. Int.; w/Cast iron head; 0.3430" ID, 2.1200" O.A.L
8	Guide, Bulk	76	VG-5005B Std Only	Loc. Exh.; w/Cast iron head; Plain; Carton of 50; 0.3430" ID, 2.2500" O.A.L
8	Guide, Bulk	76	VG-5005TB Std Only	Loc. Exh.; w/Cast iron head; Threaded; Carton of 50; 0.3425" ID, 2.2500" O.A.L
8	Guide, Bulk	76	VG-5038B Std Only	Loc. Int.; w/Cast iron head; Carton of 50; 0.3430" ID, 2.1200" O.A.L
QTY	VALVE SPRING	YEARS	PART NO.	DESCRIPTION
8	Spring	76	VS-727 Std Only	Loc. Exh.; Incl. damper; 1.9100" Free Height
8	Spring, Bulk	76	VS-727B Std Only	Loc. Exh.; Incl. damper; Carton of 250; 1.9100" Free Height
QTY	VALVE SEAL	YEARS	PART NO.	DESCRIPTION
8	Valve Stem Seal	76	ST-2001 Std Only	Loc. Exh.; Positive type; Installation requires valve guide machining; (RBBTF) Rubber/PTFE
8	Valve Stem Seal	76	ST-2092 Std Only	Loc. Exh.; Sealed Power Premium design; Positive type, Metal Clad; (RBB) Rubber
8	Valve Stem Seal	76	MV-1903 Std Only	Loc. Exh.; Use w/repair guide; Positive type; (RBB) Rubber
8	Valve Stem Seal	76	MV-1233C Std Only	Loc. Exhaust; O-Ring; (RBB) Rubber
8	Valve Stem Seal	76	MV-1598C Std Only	Loc. Exhaust; Umbrella type; (RBB) Rubber
8	Valve Stem Seal	76	ST-2001 Std Only	Loc. Int.; Positive type; Installation requires valve guide machining; (RBBTF) Rubber/PTFE
8	Valve Stem Seal	76	ST-2092 Std Only	Loc. Int.; Sealed Power Premium design; Positive type, Metal Clad; (RBB) Rubber
8	Valve Stem Seal	76	MV-1903 Std Only	Loc. Int.; Use w/repair guide; Positive type; (RBB) Rubber
8	Valve Stem Seal	76	MV-1233C Std Only	Loc. Intake; O-Ring; (RBB) Rubber
8	Valve Stem Seal	76	MV-1598C Std Only	Loc. Intake; Umbrella type; (RBB) Rubber
8	Valve Stem Seal Bulk	76	ST-2001BC Std Only	Loc. Exh.; Positive type; Installation requires valve guide machining; Carton of 100; (RBBTF) Rubber/PTFE
8	Valve Stem Seal Bulk	76	MV-1233 Std Only	Loc. Exhaust; O-Ring; Carton of 100; (RBB) Rubber
8	Valve Stem Seal Bulk	76	MV-1598 Std Only	Loc. Exhaust; Umbrella type; Carton of 100; (RBB) Rubber
8	Valve Stem Seal Bulk	76	ST-2001BC Std Only	Loc. Int.; Positive type; Installation requires valve guide machining; Carton of 100; (RBBTF) Rubber/PTFE
8	Valve Stem Seal Bulk	76	MV-1233 Std Only	Loc. Intake; O-Ring; Carton of 100; (RBB) Rubber
8	Valve Stem Seal Bulk	76	MV-1598 Std Only	Loc. Intake; Umbrella type; Carton of 100; (RBB) Rubber
QTY	VALVE SEAT	YEARS	PART NO.	DESCRIPTION
8	Seat	76	245-1562-1 Std Only	Loc. Exh.; 1.5675" OD, 1.3125" ID, 0.2160" Depth
8	Seat	76	245-1562-1N Std Only	Loc. Exh.; Premium Material; 1.5675" OD, 1.3125" ID, 0.2160" Depth
8	Seat	76	245-2062-1 Std Only	Loc. Int.; 2.0680" OD, 1.8125" ID, 0.2480" Depth
8	Seat	76	245-2125-1 Std Only	Loc. Int.; 2.1305" OD, 1.8125" ID, 0.2480" Depth
QTY	VALVE, MISC	YEARS	PART NO.	DESCRIPTION
32	Keeper	76	VK-115A Std Only	1 groove; Square cut key groove; Carton pack 24
32	Keeper	76	VK-115 Std Only	1 groove; Square cut key groove; Carton pack 32
32	Keeper	76	VK-115R Std Only	1 groove; Square cut key groove; Hardened
32	Keeper, Bulk	76	VK-115B Std Only	1 groove; Square cut key groove; Carton of 1000
16	Spring Insert	76	259-203C Std Only	.015"; Carton of 100
16	Spring Insert	76	259-203B Std Only	.030"; Carton of 100
16	Spring Insert	76	259-203BRS Std Only	.030"; Carton of 500
16	Spring Insert	76	259-203A Std Only	.060"; Carton of 100
16	Spring Insert	76	259-203ARS Std Only	.060"; Carton of 500
QTY	PISTON	YEARS	PART NO.	DESCRIPTION
8	Cast Piston	76	H423DCP * Std-20-30-40-60-80	Hypereutectic; w/machined valve reliefs and circlip grooves; Use w/LR-63 lock ring for floated applications; .9275" Pin Dia.; 2 Rings 5/64 Groove, 1 Ring 3/16 Groove, 1.548 CD, .098 dish, 4 reliefs; Use w/Lock Ring LR-63; DUROSHIELD® skirt coated piston
8	Cast Piston	76	H423ACP 40 + 40-60-80	Hypereutectic; w/machined valve reliefs and circlip grooves; Use w/LR-63 lock ring for floated applications; .9275" Pin Dia.; 2 Rings 5/64 Groove, 1 Ring 3/16 Groove, 1.548 CD, Recessed Head .098" deep x 2.771" dia. w/4 valve reliefs; DUROSHIELD® skirt coated piston; Superseded - When depleted use H423DCP 40

VALVE TRAIN

VALVE TRAIN

BLOCK

BLOCK

(continued on next page)

GM Car (Incl. Buick, Cad., Chev., Olds., Pontiac)

312 350 5.7L (5736cc) OHV V8 (16 Valve) (Chevrolet), 4" Bore (GMC Eng.), 2 Bbl. "VIN V" 1976
(cont.)

QTY	PISTON (cont.)	YEARS	PART NO.	DESCRIPTION
8	Cast Piston	76	H423NP 20 20	Perf. or reg. duty operation; Not O.E. duplicate Wt.; Use in sets only; Hypereutectic; .9275" Pin Dia.; 2 Rings 5/64 Groove, 1 Ring 3/16 Groove, 1.540 CD, .100 dish, 4 reliefs
8	Cast Piston - Individual	76	WH423DCP Std-20-30-40-60	Hypereutectic; w/machined valve reliefs and circlip grooves; Use w/LR-63 lock ring for floated applications; .9275" Pin Dia.; 2 Rings 5/64 Groove, 1 Ring 3/16 Groove, 1.548 CD, .098 dish, 4 reliefs; Use w/Lock Ring LR-63; DUROSHIELD® skirt coated piston
8	Cast Piston - Individual	76	WH423ACP + Std-20-30-40-60	Hypereutectic; w/machined valve reliefs and circlip grooves; Use w/LR-63 lock ring for floated applications; .9275" Pin Dia.; 2 Rings 5/64 Groove, 1 Ring 3/16 Groove, 1.548 CD, Recessed Head .098" deep x 2.771" dia. w/4 valve reliefs; DUROSHIELD® skirt coated piston; Superseded - When depleted use WH423DCP
1	Cast Piston Set w/Prem. Rings	76	8KH618CP 30 30-40-60	Hypereutectic; 0.9275" Pin Dia.; 2 Rings 5/64 Groove, 1 Ring 3/16 Groove, 1.560 CD, Domed Head .125 high w/2 valve reliefs. DUROSHIELD® skirt coated piston.
1	Cast Piston Set w/Prem. Rings	76	8KH423ACP 30 + 30-40-60	Hypereutectic; w/machined valve reliefs and circlip grooves; Use w/LR-63 lock ring for floated applications; .9275" Pin Dia.; 2 Rings 5/64 Groove, 1 Ring 3/16 Groove, 1.548 CD, Recessed Head .098" deep x 2.771" dia. w/4 valve reliefs; DUROSHIELD® skirt coated piston; Superseded - When depleted use 8KH423DCP 30
1	Cast Piston Set w/Prem. Rings	76	8KH423DCP 30 30-40-60	Hypereutectic; w/machined valve reliefs and circlip grooves; Use w/LR-63 lock ring for floated applications; .9275" Pin Dia.; 2 Rings 5/64 Groove, 1 Ring 3/16 Groove, Recessed Head .098" deep x 2.771" dia. w/4 valve reliefs; DUROSHIELD® skirt coated piston
8	POWERFORGED	76	L-2403NF Std-20-30-40-60	Powerforged; 0.9275" Pin Dia.; 2 Rings 5/64 Groove, 1 Ring 3/16 Groove, 1.562 CD, Recessed Head .068 deep. DUROSHIELD® skirt coated piston.
8	POWERFORGED Piston-Individual	76	WL-2403NF Std-20-30-40-60	Powerforged; 0.9275" Pin Dia.; 2 Rings 5/64 Groove, 1 Ring 3/16 Groove, 1.562 CD, Recessed Head .068 deep. DUROSHIELD® skirt coated piston.
1	POWERFORGED Piston Set w/Rings	76	8KL2256F 30 30-40-60	Powerforged; 0.9272" Pin Dia.; 2 Rings 5/64 Groove, 1 Ring 3/16 Groove, 1.563 CD, Flat Head w/4 valve reliefs. DUROSHIELD® skirt coated piston.
QTY	RINGS	YEARS	PART NO.	DESCRIPTION
1	Premium Set	76	E-251KC Std-20-30-40-60	2-5/64, 1-3/16; Premium Chrome
1	Premium Set	76	E-251K Std-10-20-30-40-60	2-5/64, 1-3/16; Premium Moly
1	Premium Set	76	R-9903 Std-20-30-60	2-5/64, 1-3/16; Speed-Pro plasma-moly Perf. ring set
1	Standard Set	76	E-251X Std-10-20-30-40-60-80	2-5/64, 1-3/16; Iron
8	Premium Single Cylinder Set	76	WE-251K Std-30-40-60	2-5/64, 1-3/16; Premium Moly
8	Standard Single Cylinder Set	76	WE-251X Std-30-40-60	2-5/64, 1-3/16; Iron
QTY	ENGINE BEARINGS	YEARS	PART NO.	DESCRIPTION
1	Main Set	76	4663M Std-1-2-10-20-30-40-60	.020" O/S length flange brg.
1	Main Set	76	6688M 10 10-20-30	A-Series aluminum bearings
1	Main Set	76	4663MA Std-1-2-10-20-30-40-60	A-Series aluminum bearings ; .010" O/S length flange brg.
1	Main Set	76	7329MA 10 10-20	A-Series aluminum bearings ; w/.020" O/S OD
1	Main Set	76	7274MA 10X20 10X20	Race Performance; 3/4 grooved
1	Main Set	76	139M Std-1-1X-9-10-11-20-21-30	Race Performance; 3/4 grooved; DUROSHIELD® coated bearings
1	Main Set	76	C139M Std-1-1X-10-20-30	Race Performance; 3/4 grooved; DUROSHIELD® coated bearings
1	Rod Set	76	8-2555CP Std-1-10-20-30-40-50	8-2555CA 60 avail. as unplated & resizeable; Overplated copper-lead alloy
1	Rod Set	76	8-2555A Std-1-10-20-30-40-50-60	A-Series aluminum bearings
1	Rod Set	76	8-2555A 10X2 10X2-20X2-30X2-40X2	A-Series aluminum bearings ; Use in .002" O/S Rod Bore
1	Rod Set	76	8-7095CH Std-1-10-20-30	Race Performance
1	Rod Set	76	8-7100CH Std-1-1X-9-10-11-19-20-21-30	Race Performance; Chamfered on one side
1	Rod Set	76	C8-7100CH Std-1-1X-10-20-30	Race Performance; DUROSHIELD® coated bearings; w/o Dowel hole; Chamfered on one side
1	Rod Set	76	8-2555CA 60 60	Unplated & resizeable
1	Rod Set	76	8-2555CP 10X2 + 10X2-20X2	Use in .002" O/S Rod Bore; Overplated copper-lead alloy; Superseded - When depleted use 8-2555A 10X2
8	Rod Pair	76	2555A Std-1-2-10-20-30-40-50-60	A-Series aluminum bearings
8	Rod Pair	76	2555CP Std-1-2-10-20-30-40-50	Overplated copper-lead alloy

(continued on next page)

GM Car (Incl. Buick, Cad., Chev., Olds., Pontiac)

350 5.7L (5736cc) OHV V8 (16 Valve) (Chevrolet), 4" Bore (GMC Eng.), 2 Bbl. "VIN V" 1976 312
(cont.)

	ENGINE BEARINGS	YEARS	PART NO.	DESCRIPTION	
BLOCK	QTY (cont.)				
	8	Rod Pair	76	7100CH Std-1-1X-10-20-30	Race Performance; Chamfered on one side
	8	Rod Pair	76	2555CA 60 60	Unplated & resizeable
	8	Rod Pair	76	2555CP 10X2 + 10X2-20X2	Use in .002" O/S Rod Bore; Superseded - When depleted use 2555A 10X2
	1	Cam Set	76	1750M Std Only	2.030" housing bore
	1	Cam Set	76	1235M Std-1-10	Babbitt material; Full round design
	1	Cam Set	76	1749M Std Only	Bi-Metal Aluminum
	1	Cam Set	76	2100M Std Only	Race Performance
	QTY	OIL PUMP	YEARS	PART NO.	DESCRIPTION
	1	Oil Pump	76	224-4146	5/8" inlet
1	Oil Pump	76	224-4143	High Volume, check pan for clearance; 5/8" inlet; Use shaft w/steel guide	
1	Inter. Shaft	76	224-6146E	Has steel shaft guide; Eliminates nylon shaft guide	
1	Inter. Shaft	76	224-6146	Use w/nylon shaft guide	
1	Oil Pump Shaft Guide	76	224-43343	Nylon	
1	Screen Assy.	76	224-1246	5/8" inlet tube	
QTY	GASKETS	YEARS	PART NO.	DESCRIPTION	
1	Kit Gasket Set	76	260-1079	Premium set; Hi-Perf.; Header gskts. incl.; Complete set	
1	Kit Gasket Set	76	260-1000	VINTAGE; Head bolts not incl.	
1	Kit Gasket Set	76	260-1000BT	VINTAGE; Head bolts not incl.; PermaDryPlus® valve cover & oil pan gskts. incl.; PermaDryPlus® water outlet gskt. incl.	
2	Head Bolt Set	76	260-2500 Std Only	Replacement recommended	
QTY	FREEZE PLUGS	YEARS	PART NO.	DESCRIPTION	
1	Brass Block Plug Kit	76	381-8007		
1	Steel Block Plug Kit	76	381-4011		
1	Brass Deep Cup Freeze Plug	76	381-9001	VINTAGE; 1.625" Diameter	
1	Steel Deep Cup Freeze Plug	76	381-3095	0.500" Diameter	
1	Steel Deep Cup Freeze Plug	76	381-3041	1.625" Diameter	
1	Steel Shallow Cup Freeze Plug	76	381-2078	2.109" Diameter	

350 5.7L (5736cc) OHV V8 (16 Valve) (Chevrolet), 4" Bore (GMC Eng.), 4 Bbl. "VIN X" 1977-1976 313

	TIMING	YEARS	PART NO.	DESCRIPTION	
VALVE TRAIN	QTY				
	1	3 Piece Set	77-76	KT3-499S	Powdered Metal Crank Sprocket; w/.405" tooth width sprocket; (1) 222-499; (1) 223-390; (1) 223-391
	1	Timing Chain	77-76	222-499	Use w/.405" tooth width sprocket; 46 Links
	1	Crank Sprocket	77-76	223-391	Powdered metal; .405" tooth width sprocket; 18 Teeth
	1	Cam Sprocket	77-76	223-390	.405" tooth width sprocket; 36 Teeth
	1	Cam Sprocket	77-76	223-390N	Nylon; .405" tooth width sprocket; 36 Teeth
	QTY	CAMSHAFT/LIFTER	YEARS	PART NO.	DESCRIPTION
	1	Performance Cam	77-76	CS-1103R	Emissions Legal Cam; CARB E.O. No. D-292-1; Pro-1500 Perf. Cam; 0.42" Exh. Valve Lift, 0.398" Int. Valve Lift, Hydraulic, (050) Duration at .050 Lobe Lift, 204 Exh., 194 Int., 112 Degrees Lobe Separation
	1	Performance Cam	77-76	CS-1014R	Emissions Legal Cam; CARB E.O. No. D-292-1; Pro-2000 Perf. Cam; 0.443" Exh. Valve Lift, 0.42" Int. Valve Lift, Hydraulic, (050) Duration at .050 Lobe Lift, 214 Exh., 204 Int., 112 Degrees Lobe Separation
	1	Performance Cam	77-76	CS-1106R	Emissions Legal Cam; CARB E.O. No. D-292-1; Pro-3000 Perf. Cam; 0.465" Exh. Valve Lift, 0.443" Int. Valve Lift, Hydraulic, (050) Duration at .050 Lobe Lift, 224 Exh., 214 Int., 112 Degrees Lobe Separation
1	Performance Cam	77-76	CS-1095R	Pro-3000 Perf. Cam; Use w/Hyd. lifters; 0.46" Exh. Valve Lift, 0.45" Int. Valve Lift, Hydraulic, (050) Duration at .050 Lobe Lift, 224 Exh., 224 Int., 114 Degrees Lobe Separation	
1	Prelube		55-403 Std Only	1.5 oz. packet	
1	Prelube		55-400 Std Only	4 oz. bottle; 1.5 oz. packet No. 55-403 also avail.	
16	Lifter	77-76	HT-817 Std Only	Hyd.	
16	Lifter	77-76	HT-817R Std Only	Speed-Pro Hi-Revolution Hyd.	
16	Lifter, Bulk	77-76	HT-817B Std Only	Hyd.; Carton of 128	
16	Lifter, Bulk	77-76	HT-817RB Std Only	Speed-Pro Hi-Revolution Hyd.; Carton of 128	
QTY	CAM KIT	YEARS	PART NO.	DESCRIPTION	
1	Cam/Lifter Kit	77-76	KC-1103R	Emissions Legal Cam; CARB E.O. No. D-292-1; Hyd.; Pro-1500 Perf. Cam; Duration at .050", 194 Int., 204 Exh.; Valve lift .398" Int., .420" Exh.; Lobe Separation 112 Degrees; (1) 55-403B; (1) CS-1103R; (16) HT-817	

(continued on next page)

GM Car (Incl. Buick, Cad., Chev., Olds., Pontiac)

313 350 5.7L (5736cc) OHV V8 (16 Valve) (Chevrolet), 4" Bore (GMC Eng.), 4 Bbl. "VIN X" 1977-1976
(cont.)

QTY	CAM KIT (cont.)	YEARS	PART NO.	DESCRIPTION
1	Cam/Lifter Kit	77-76	KC-1014R	Emissions Legal Cam; CARB E.O. No. D-292-1; Hyd.; Pro-2000 Perf. Cam; Duration at .050", 204 Int., 214 Exh.; Valve lift .420" Int., .443" Exh.; Lobe Separation 112 Degrees; (1) 55-403B; (1) CS-1014R; (16) HT-817
1	Cam/Lifter Kit	77-76	KC-1106R	Emissions Legal Cam; CARB E.O. No. D-292-1; Hyd.; Pro-3000 Perf. Cam; Duration at .050", 214 Int., 224 Exh.; Valve lift .443" Int., .465" Exh.; Lobe Separation 112 Degrees; (1) 55-403B; (1) CS-1106R; (16) HT-817
1	Cam/Lifter Kit	77-76	KC-1095R	Hyd.; Pro-3000 Perf. Cam; Duration at .050", 224 Int., 224 Exh.; (1) 55-403B; (1) CS-1095R; (16) HT-817
QTY	PUSH ROD	YEARS	PART NO.	DESCRIPTION
16	Push Rod	77-76	RP-3093 Std Only	7.7940" O.A.L.
16	Push Rod	77-76	RP-3212R Std-100-150-200	Chrome-Moly; 7.7900" O.A.L.
16	Push Rod, Bulk	77-76	BRP-3093 Std Only	Carton of 100; 7.7940" O.A.L.
16	Push Rod, Bulk	77-76	BRP-3212R Std-100	Chrome-Moly; Carton of 100; 7.7900" O.A.L.
8	Push Rod Guide Plate	77-76	MR-1930 Std Only	Speed-Pro flat guide plate for 3/8" dia. push rods; Requires screw-in studs
8	Push Rod Guide Plate	77-76	MR-1896 Std Only	Speed-Pro flat guide plate for 5/16" dia. push rods; Requires screw-in studs
8	Push Rod Guide Plate	77-76	MR-1892 Std Only	Speed-Pro stepped guide plate for 3/8" dia. push rods; Requires screw-in studs
8	Push Rod Guide Plate	77-76	MR-1891 Std Only	Speed-Pro stepped guide plate for 5/16" dia. push rods; Requires screw-in studs
QTY	ROCKER PARTS	YEARS	PART NO.	DESCRIPTION
16	Arm Assy.	77-76	R-826 Std Only	Incl. arm, ball & nut
16	Arm Assy.	77-76	R-865R Std Only	Speed-Pro 1.5 ratio stamped steel, long slot; Incl. H/D 4 groove ball & nut
16	Arm Assy.	77-76	R-1024R Std Only	Speed-Pro 1.5 ratio stamped steel, rlr. tip, long slot; Incl. H/D 4 groove ball & nut
16	Arm Assy.	77-76	R-952R Std Only	Speed-Pro 1.6 ratio stamped steel, long slot; Incl. H/D 4 groove ball & nut
16	Arm Assy.	77-76	R-1025R Std Only	Speed-Pro 1.6 ratio stamped steel, rlr. tip, long slot; Incl. H/D 4 groove ball & nut
16	Arm Assy., Bulk	77-76	R-826B Std Only	Incl. arm, ball & nut; Carton of 64
16	Arm Assy., Bulk	77-76	R-865RB Std Only	Speed-Pro 1.5 ratio stamped steel, long slot; Incl. ball & nut; Carton of 64
16	Arm	77-76	R-826A Std Only	
16	Rocker Arm Ball	77-76	MR-1783 Std Only	
16	Rocker Arm Ball	77-76	MR-1822 Std Only	H/D 4 groove ball
16	Nut	77-76	MR-1751 Std Only	Self-locking, 3/8" x 24 threads
16	Stud	77-76	MR-1752 Std Only	.003" O/S; 3/8" x 24 x 2.495"
16	Stud	77-76	MR-1949 Std Only	.372" x 24 x 2.495"
16	Stud	77-76	MR-1865RS Std Only	Speed-Pro 3/8" dia. Perf. screw-in stud; requires head machining
QTY	VALVE	YEARS	PART NO.	DESCRIPTION
8	Exhaust	77-76	V-4231 Std Only	Chrome plated stem; Swirl Polish; 1.6000" Head Dia., 0.3407" Stem Dia., 4.9000" O.A.L.
8	Exhaust	77-76	V-1755 Std-15	VINTAGE; Chrome plated stem; 1.6000" Head Dia., 0.3415" Stem Dia., 4.9030" O.A.L.
8	Intake	77-76	V-1756 Std-15	Chrome plated stem; 2.0200" Head Dia., 0.3415" Stem Dia., 4.8800" O.A.L.
8	Intake, Bulk	77-76	V-1756B 15 15	Chrome plated stem; Carton of 25; 2.0200" Head Dia., 0.3565" Stem Dia., 4.8800" O.A.L.
QTY	VALVE GUIDE	YEARS	PART NO.	DESCRIPTION
8	Guide	77-76	VG-5005H Std Only	Loc. Exh.; w/Cast iron head; Hardened; 0.3430" ID, 2.2500" O.A.L
8	Guide	77-76	VG-5005 Std Only	Loc. Exh.; w/Cast iron head; Plain; 0.3430" ID, 2.2500" O.A.L
8	Guide	77-76	VG-5005T Std Only	Loc. Exh.; w/Cast iron head; Threaded; 0.3425" ID, 2.2500" O.A.L
8	Guide	77-76	VG-5038 Std Only	Loc. Int.; w/Cast iron head; 0.3430" ID, 2.1200" O.A.L
8	Guide, Bulk	77-76	VG-5005B Std Only	Loc. Exh.; w/Cast iron head; Plain; Carton of 50; 0.3430" ID, 2.2500" O.A.L
8	Guide, Bulk	77-76	VG-5005TB Std Only	Loc. Exh.; w/Cast iron head; Threaded; Carton of 50; 0.3425" ID, 2.2500" O.A.L
8	Guide, Bulk	77-76	VG-5038B Std Only	Loc. Int.; w/Cast iron head; Carton of 50; 0.3430" ID, 2.1200" O.A.L
QTY	VALVE SPRING	YEARS	PART NO.	DESCRIPTION
8	Spring	77-76	VS-677 Std Only	Loc. Exh.; Incl. damper; 2.0300" Free Height
8	Spring	77-76	VS-739R Std Only	Loc. Exh.; Optional-H/D; 2.0000" Free Height
8	Spring	77-76	VS-677 Std Only	Loc. Int.; Incl. damper; 2.0300" Free Height
8	Spring	77-76	VS-739R Std Only	Loc. Int.; Optional-H/D; 2.0000" Free Height

VALVE TRAIN

VALVE TRAIN

(continued on next page)

GM Car (Incl. Buick, Cad., Chev., Olds., Pontiac)

350 5.7L (5736cc) OHV V8 (16 Valve) (Chevrolet), 4" Bore (GMC Eng.), 4 Bbl. "VIN X" 1977-1976 313
(cont.)

QTY	VALVE SPRING (cont.)	YEARS	PART NO.	DESCRIPTION
8	Spring, Bulk	77-76	VS-677B Std Only	Loc. Exh.; Incl. damper; Carton of 250; 2.0300" Free Height
8	Spring, Bulk	77-76	VS-739RB Std Only	Loc. Exh.; Optional-H/D; Carton of 300; 2.0000" Free Height
8	Spring, Bulk	77-76	VS-677B Std Only	Loc. Int.; Incl. damper; Carton of 250; 2.0300" Free Height
8	Spring, Bulk	77-76	VS-739RB Std Only	Loc. Int.; Optional-H/D; Carton of 300; 2.0000" Free Height
QTY	VALVE SEAL	YEARS	PART NO.	DESCRIPTION
8	Valve Stem Seal	77-76	ST-2092 Std Only	Loc. Exh.; Sealed Power Premium design; Positive type, Metal Clad; (RBB) Rubber
8	Valve Stem Seal	77	ST-2003 Std Only	Loc. Exh.; Sealed Power Premium design; Positive type; Installation requires valve guide machining; (RBB) Rubber
8	Valve Stem Seal	77-76	MV-1233C Std Only	Loc. Exhaust; O-Ring; (RBB) Rubber
8	Valve Stem Seal	77-76	MV-1598C Std Only	Loc. Exhaust; Umbrella type; (RBB) Rubber
8	Valve Stem Seal	77-76	ST-2092 Std Only	Loc. Int.; Sealed Power Premium design; Positive type, Metal Clad; (RBB) Rubber
8	Valve Stem Seal	77	ST-2003 Std Only	Loc. Int.; Sealed Power Premium design; Positive type; Installation requires valve guide machining; (RBB) Rubber
8	Valve Stem Seal	77-76	MV-1233C Std Only	Loc. Intake; O-Ring; (RBB) Rubber
8	Valve Stem Seal	77-76	MV-1598C Std Only	Loc. Intake; Umbrella type; (RBB) Rubber
8	Valve Stem Seal	76	ST-2001 Std Only	Loc. Exh.; Positive type; Installation requires valve guide machining; (RBBTF) Rubber/PTFE
8	Valve Stem Seal	76	MV-1903 Std Only	Loc. Exh.; Use w/repair guide; Positive type; (RBB) Rubber
8	Valve Stem Seal	76	ST-2001 Std Only	Loc. Int.; Positive type; Installation requires valve guide machining; (RBBTF) Rubber/PTFE
8	Valve Stem Seal	76	MV-1903 Std Only	Loc. Int.; Use w/repair guide; Positive type; (RBB) Rubber
8	Valve Stem Seal Bulk	77	ST-2003BC Std Only	Loc. Exh.; Sealed Power Premium design; Positive type; Installation requires valve guide machining; Carton of 100; (RBB) Rubber
8	Valve Stem Seal Bulk	77-76	MV-1233 Std Only	Loc. Exhaust; O-Ring; Carton of 100; (RBB) Rubber
8	Valve Stem Seal Bulk	77-76	MV-1598 Std Only	Loc. Exhaust; Umbrella type; Carton of 100; (RBB) Rubber
8	Valve Stem Seal Bulk	77	ST-2003BC Std Only	Loc. Int.; Sealed Power Premium design; Positive type; Installation requires valve guide machining; Carton of 100; (RBB) Rubber
8	Valve Stem Seal Bulk	77-76	MV-1233 Std Only	Loc. Intake; O-Ring; Carton of 100; (RBB) Rubber
8	Valve Stem Seal Bulk	77-76	MV-1598 Std Only	Loc. Intake; Umbrella type; Carton of 100; (RBB) Rubber
8	Valve Stem Seal Bulk	76	ST-2001BC Std Only	Loc. Exh.; Positive type; Installation requires valve guide machining; Carton of 100; (RBBTF) Rubber/PTFE
8	Valve Stem Seal Bulk	76	ST-2001BC Std Only	Loc. Int.; Positive type; Installation requires valve guide machining; Carton of 100; (RBBTF) Rubber/PTFE
QTY	VALVE SEAT	YEARS	PART NO.	DESCRIPTION
8	Seat	77-76	245-1687-2 Std Only	Loc. Exh.; 1.6925" OD, 1.4375" ID, 0.2160" Depth
8	Seat	77-76	245-1687-2N Std Only	Loc. Exh.; Premium Material; 1.6925" OD, 1.4375" ID, 0.2160" Depth
QTY	VALVE, MISC	YEARS	PART NO.	DESCRIPTION
32	Keeper	77-76	VK-115A Std Only	1 groove; Square cut key groove; Carton pack 24
32	Keeper	77-76	VK-115 Std Only	1 groove; Square cut key groove; Carton pack 32
32	Keeper	77-76	VK-115R Std Only	1 groove; Square cut key groove; Hardened
32	Keeper, Bulk	77-76	VK-115B Std Only	1 groove; Square cut key groove; Carton of 1000
16	Spring Insert	77-76	259-203C Std Only	.015"; Carton of 100
16	Spring Insert	77-76	259-203B Std Only	.030"; Carton of 100
16	Spring Insert	77-76	259-203BRS Std Only	.030"; Carton of 500
16	Spring Insert	77-76	259-203A Std Only	.060"; Carton of 100
16	Spring Insert	77-76	259-203ARS Std Only	.060"; Carton of 500
QTY	PISTON	YEARS	PART NO.	DESCRIPTION
8	Cast Piston	77-76	H423DCP * Std-20-30-40-60-80	Hypereutectic; w/machined valve reliefs and circlip grooves; Use w/LR-63 lock ring for floated applications; .9275" Pin Dia.; 2 Rings 5/64 Groove, 1 Ring 3/16 Groove, 1.548 CD, .098 dish, 4 reliefs; Use w/Lock Ring LR-63; DUROSHIELD® skirt coated piston
8	Cast Piston	77-76	H423ACP 40 + 40-60-80	Hypereutectic; w/machined valve reliefs and circlip grooves; Use w/LR-63 lock ring for floated applications; .9275" Pin Dia.; 2 Rings 5/64 Groove, 1 Ring 3/16 Groove, 1.548 CD, Recessed Head .098" deep x 2.771" dia. w/4 valve reliefs; DUROSHIELD® skirt coated piston; Superseded - When depleted use H423DCP 40
8	Cast Piston	77-76	H423NP 20 20	Perf. or reg. duty operation; Not O.E. duplicate Wt.; Use in sets only; Hypereutectic; .9275" Pin Dia.; 2 Rings 5/64 Groove, 1 Ring 3/16 Groove, 1.540 CD, .100 dish, 4 reliefs
8	Cast Piston - Individual	77-76	WH423DCP Std-20-30-40-60	Hypereutectic; w/machined valve reliefs and circlip grooves; Use w/LR-63 lock ring for floated applications; .9275" Pin Dia.; 2 Rings 5/64 Groove, 1 Ring 3/16 Groove, 1.548 CD, .098 dish, 4 reliefs; Use w/Lock Ring LR-63; DUROSHIELD® skirt coated piston

VALVE TRAIN

VALVE TRAIN

BLOCK

BLOCK

(continued on next page)

GM Car (Incl. Buick, Cad., Chev., Olds., Pontiac)

313 350 5.7L (5736cc) OHV V8 (16 Valve) (Chevrolet), 4" Bore (GMC Eng.), 4 Bbl. "VIN X" 1977-1976
(cont.)

QTY	PISTON (cont.)	YEARS	PART NO.	DESCRIPTION
8	Cast Piston - Individual	77-76	WH423ACP + Std-20-30-40-60	Hypereutectic; w/machined valve reliefs and circlip grooves; Use w/LR-63 lock ring for floated applications; .9275" Pin Dia.; 2 Rings 5/64 Groove, 1 Ring 3/16 Groove, 1.548 CD, Recessed Head .098" deep x 2.771" dia. w/4 valve reliefs; DUROSHIELD® skirt coated piston; Superseded - When depleted use WH423DCP
1	Cast Piston Set w/Prem. Rings	77-76	8KH618CP 30 30-40-60	Hypereutectic; 0.9275" Pin Dia.; 2 Rings 5/64 Groove, 1 Ring 3/16 Groove, 1.560 CD, Domed Head .125 high w/2 valve reliefs. DUROSHIELD® skirt coated piston.
1	Cast Piston Set w/Prem. Rings	77-76	8KH423ACP 30 + 30-40-60	Hypereutectic; w/machined valve reliefs and circlip grooves; Use w/LR-63 lock ring for floated applications; .9275" Pin Dia.; 2 Rings 5/64 Groove, 1 Ring 3/16 Groove, 1.548 CD, Recessed Head .098" deep x 2.771" dia. w/4 valve reliefs; DUROSHIELD® skirt coated piston; Superseded - When depleted use 8KH423DCP 30
1	Cast Piston Set w/Prem. Rings	77-76	8KH423DCP 30 30-40-60	Hypereutectic; w/machined valve reliefs and circlip grooves; Use w/LR-63 lock ring for floated applications; .9275" Pin Dia.; 2 Rings 5/64 Groove, 1 Ring 3/16 Groove, Recessed Head .098" deep x 2.771" dia. w/4 valve reliefs; DUROSHIELD® skirt coated piston
1	POWERFORGED Piston Set w/Rings	77-76	8KL2256F 30 30-40-60	Powerforged; 0.9272" Pin Dia.; 2 Rings 5/64 Groove, 1 Ring 3/16 Groove, 1.563 CD, Flat Head w/4 valve reliefs. DUROSHIELD® skirt coated piston.
QTY	RINGS	YEARS	PART NO.	DESCRIPTION
1	Premium Set	77-76	E-251KC Std-20-30-40-60	2-5/64, 1-3/16; Premium Chrome
1	Premium Set	77-76	E-251K Std-10-20-30-40-60	2-5/64, 1-3/16; Premium Moly
1	Premium Set	77-76	R-9903 Std-20-30-60	2-5/64, 1-3/16; Speed-Pro plasma-moly Perf. ring set
1	Standard Set	77-76	E-251X Std-10-20-30-40-60-80	2-5/64, 1-3/16; Iron
8	Premium Single Cylinder Set	77-76	WE-251K Std-30-40-60	2-5/64, 1-3/16; Premium Moly
8	Standard Single Cylinder Set	77-76	WE-251X Std-30-40-60	2-5/64, 1-3/16; Iron
QTY	ENGINE BEARINGS	YEARS	PART NO.	DESCRIPTION
1	Main Set	77-76	4663M Std-1-2-10-20-30-40-60	.020" O/S length flange brg.
1	Main Set	77-76	6688M 10 10-20-30	A-Series aluminum bearings
1	Main Set	77-76	4663MA Std-1-2-10-20-30-40-60	A-Series aluminum bearings; .010" O/S length flange brg.
1	Main Set	77-76	7329MA 10 10-20	A-Series aluminum bearings; w/.020" O/S OD
1	Main Set	77-76	7274MA 10X20 10X20	Race Performance; 3/4 grooved
1	Main Set	77-76	139M Std-1-1X-9-10-11-20-21-30	Race Performance; 3/4 grooved; DUROSHIELD® coated bearings
1	Main Set	77-76	C139M Std-1-1X-10-20-30	Race Performance; 3/4 grooved; DUROSHIELD® coated bearings
1	Rod Set	77-76	8-2555CP Std-1-10-20-30-40-50	8-2555CA 60 avail. as unplated & resizeable; Overplated copper-lead alloy
1	Rod Set	77-76	8-2555A Std-1-10-20-30-40-50-60	A-Series aluminum bearings
1	Rod Set	77-76	8-2555A 10X2 10X2-20X2-30X2-40X2	A-Series aluminum bearings; Use in .002" O/S Rod Bore
1	Rod Set	77-76	8-7095CH Std-1-10-20-30	Race Performance
1	Rod Set	77-76	8-7100CH Std-1-1X-9-10-11-19-20-21-30	Race Performance; Chamfered on one side
1	Rod Set	77-76	C8-7100CH Std-1-1X-10-20-30	Race Performance; DUROSHIELD® coated bearings; w/o Dowel hole; Chamfered on one side
1	Rod Set	77-76	8-2555CA 60 60	Unplated & resizeable
1	Rod Set	77-76	8-2555CP 10X2 + 10X2-20X2	Use in .002" O/S Rod Bore; Overplated copper-lead alloy; Superseded - When depleted use 8-2555A 10X2
8	Rod Pair	77-76	2555A Std-1-2-10-20-30-40-50-60	A-Series aluminum bearings
8	Rod Pair	77-76	2555CP Std-1-2-10-20-30-40-50	Overplated copper-lead alloy
8	Rod Pair	77-76	7100CH Std-1-1X-10-20-30	Race Performance; Chamfered on one side
8	Rod Pair	77-76	2555CA 60 60	Unplated & resizeable
8	Rod Pair	77-76	2555CP 10X2 + 10X2-20X2	Use in .002" O/S Rod Bore; Superseded - When depleted use 2555A 10X2
1	Cam Set	77-76	1750M Std Only	2.030" housing bore
1	Cam Set	77-76	1235M Std-1-10	Babbitt material; Full round design
1	Cam Set	77-76	1749M Std Only	Bi-Metal Aluminum
1	Cam Set	77-76	2100M Std Only	Race Performance
QTY	OIL PUMP	YEARS	PART NO.	DESCRIPTION
1	Oil Pump	77-76	224-4146A	High Pressure; 5/8" inlet
1	Oil Pump	77-76	224-4143	High Volume, check pan for clearance; 5/8" inlet; Use shaft w/steel guide
1	Inter. Shaft	77-76	224-6146E	Has steel shaft guide; Eliminates nylon shaft guide
1	Inter. Shaft	77-76	224-6146	Use w/nylon shaft guide

BLOCK

BLOCK

(continued on next page)

GM Car (Incl. Buick, Cad., Chev., Olds., Pontiac)

350 5.7L (5736cc) OHV V8 (16 Valve) (Chevrolet), 4" Bore (GMC Eng.), 4 Bbl. "VIN X" 1977-1976 313
(cont.)

	QTY	OIL PUMP (cont.)	YEARS	PART NO.	DESCRIPTION	
BLOCK	1	Oil Pump Shaft Guide	77-76	224-43343	Nylon	
	1	Screen Assy.	77-76	224-1246	5/8" inlet tube	
	QTY GASKETS YEARS PART NO. DESCRIPTION					
	1	Kit Gasket Set	77-76	260-1079	Premium set; Hi-Perf.; Header gskts. incl.; Complete set	
	1	Kit Gasket Set	77-76	260-1000	VINTAGE; Head bolts not incl.	
	1	Kit Gasket Set	77-76	260-1000BT	VINTAGE; Head bolts not incl.; PermaDryPlus® valve cover & oil pan gskts. incl.; PermaDryPlus® water outlet gskt. incl.	
	2	Head Bolt Set	77-76	260-2500 Std Only	Replacement recommended	
	QTY FREEZE PLUGS YEARS PART NO. DESCRIPTION					
	1	Brass Block Plug Kit	77-76	381-8007		
	1	Steel Block Plug Kit	77-76	381-4011		
1	Brass Deep Cup Freeze Plug	77-76	381-9001	VINTAGE; 1.625" Diameter		
1	Steel Deep Cup Freeze Plug	77-76	381-3095	0.500" Diameter		
1	Steel Deep Cup Freeze Plug	77-76	381-3041	1.625" Diameter		
1	Steel Shallow Cup Freeze Plug	77-76	381-2078	2.109" Diameter		

350 5.7L (5736cc) OHV V8 (16 Valve) (Chevrolet), 4" Bore (GMC Eng.), 2 Bbl. 1971-1969 314

	QTY	TIMING	YEARS	PART NO.	DESCRIPTION	
VALVE TRAIN	1	3 Piece Set	71-69	KT3-499S	Powdered Metal Crank Sprocket; w/.405" tooth width sprocket; (1) 222-499; (1) 223-390; (1) 223-391	
	1	Timing Set w/Gaskets	71-69	CTS-1001	VINTAGE; w/.405" tooth width sprocket	
	1	Timing Chain	71-69	222-499	Use w/.405" tooth width sprocket; 46 Links	
	1	Crank Sprocket	71-69	223-391	Powdered metal; .405" tooth width sprocket; 18 Teeth	
	1	Cam Sprocket	71-69	223-390	.405" tooth width sprocket; 36 Teeth	
	1	Cam Sprocket	71-69	223-390N	Nylon; .405" tooth width sprocket; 36 Teeth	
	QTY CAMSHAFT/LIFTER YEARS PART NO. DESCRIPTION					
	1	Camshaft	71-69	CS-274	Hydraulic, (050) Duration at .050 Lobe Lift, 203 Exh., 194 Int., 112 Degrees Lobe Separation	
	1	Performance Cam	71-69	CS-1103R	Emissions Legal Cam; CARB E.O. No. D-292-1; Pro-1500 Perf. Cam; 0.42" Exh. Valve Lift, 0.398" Int. Valve Lift, Hydraulic, (050) Duration at .050 Lobe Lift, 204 Exh., 194 Int., 112 Degrees Lobe Separation	
	1	Performance Cam	71-69	CS-1014R	Emissions Legal Cam; CARB E.O. No. D-292-1; Pro-2000 Perf. Cam; 0.443" Exh. Valve Lift, 0.42" Int. Valve Lift, Hydraulic, (050) Duration at .050 Lobe Lift, 214 Exh., 204 Int., 112 Degrees Lobe Separation	
	1	Performance Cam	71-69	CS-1106R	Emissions Legal Cam; CARB E.O. No. D-292-1; Pro-3000 Perf. Cam; 0.465" Exh. Valve Lift, 0.443" Int. Valve Lift, Hydraulic, (050) Duration at .050 Lobe Lift, 224 Exh., 214 Int., 112 Degrees Lobe Separation	
	1	Prelube		55-403 Std Only	1.5 oz. packet	
	1	Prelube		55-400 Std Only	4 oz. bottle; 1.5 oz. packet No. 55-403 also avail.	
	16	Lifter	71-69	HT-817 Std Only	Hyd.	
	16	Lifter	71-69	HT-817R Std Only	Speed-Pro Hi-Revolution Hyd.	
	16	Lifter, Bulk	71-69	HT-817B Std Only	Hyd.; Carton of 128	
	16	Lifter, Bulk	71-69	HT-817RB Std Only	Speed-Pro Hi-Revolution Hyd.; Carton of 128	
	QTY CAM KIT YEARS PART NO. DESCRIPTION					
1	Cam/Lifter Kit	71-69	KC-1103R	Emissions Legal Cam; CARB E.O. No. D-292-1; Hyd.; Pro-1500 Perf. Cam; Duration at .050", 194 Int., 204 Exh.; Valve lift .398" Int., .420" Exh.; Lobe Separation 112 Degrees; (1) 55-403B; (1) CS-1103R; (16) HT-817		
1	Cam/Lifter Kit	71-69	KC-1014R	Emissions Legal Cam; CARB E.O. No. D-292-1; Hyd.; Pro-2000 Perf. Cam; Duration at .050", 204 Int., 214 Exh.; Valve lift .420" Int., .443" Exh.; Lobe Separation 112 Degrees; (1) 55-403B; (1) CS-1014R; (16) HT-817		
1	Cam/Lifter Kit	71-69	KC-1106R	Emissions Legal Cam; CARB E.O. No. D-292-1; Hyd.; Pro-3000 Perf. Cam; Duration at .050", 214 Int., 224 Exh.; Valve lift .443" Int., .465" Exh.; Lobe Separation 112 Degrees; (1) 55-403B; (1) CS-1106R; (16) HT-817		
1	Cam/Lifter Kit	71-69	KC-274	Hyd.; (1) 55-403B; (1) CS-274; (16) HT-817		
1	Cam/Lifter/Timing Kit	71-69	KCT-274	Hyd.; w/.405" tooth width sprocket; (1) 55-403B; (1) CS-274; (16) HT-817; (1) KT3-499S		
QTY PUSH ROD YEARS PART NO. DESCRIPTION						
16	Push Rod	71-69	RP-3093 Std Only	7.7940" O.A.L.		
16	Push Rod	71-69	RP-3212R Std-100-150-200	Chrome-Moly; 7.7900" O.A.L.		
16	Push Rod, Bulk	71-69	BRP-3093 Std Only	Carton of 100; 7.7940" O.A.L.		
16	Push Rod, Bulk	71-69	BRP-3212R Std-100	Chrome-Moly; Carton of 100; 7.7900" O.A.L.		
8	Push Rod Guide Plate	71-69	MR-1930 Std Only	Speed-Pro flat guide plate for 3/8" dia. push rods; Requires screw-in studs		

(continued on next page)

GM Car (Incl. Buick, Cad., Chev., Olds., Pontiac)

314 350 5.7L (5736cc) OHV V8 (16 Valve) (Chevrolet), 4" Bore (GMC Eng.), 2 Bbl. 1971-1969
(cont.)

QTY	PUSH ROD (cont.)	YEARS	PART NO.	DESCRIPTION
8	Push Rod Guide Plate	71-69	MR-1896 Std Only	Speed-Pro flat guide plate for 5/16" dia. push rods; Requires screw-in studs
8	Push Rod Guide Plate	71-69	MR-1892 Std Only	Speed-Pro stepped guide plate for 3/8" dia. push rods; Requires screw-in studs
8	Push Rod Guide Plate	71-69	MR-1891 Std Only	Speed-Pro stepped guide plate for 5/16" dia. push rods; Requires screw-in studs
QTY	ROCKER PARTS	YEARS	PART NO.	DESCRIPTION
16	Arm Assy.	71-69	R-826 Std Only	Incl. arm, ball & nut
16	Arm Assy.	71-69	R-865R Std Only	Speed-Pro 1.5 ratio stamped steel, long slot; Incl. H/D 4 groove ball & nut
16	Arm Assy.	71-69	R-1024R Std Only	Speed-Pro 1.5 ratio stamped steel, rlr. tip, long slot; Incl. H/D 4 groove ball & nut
16	Arm Assy.	71-69	R-952R Std Only	Speed-Pro 1.6 ratio stamped steel, long slot; Incl. H/D 4 groove ball & nut
16	Arm Assy.	71-69	R-1025R Std Only	Speed-Pro 1.6 ratio stamped steel, rlr. tip, long slot; Incl. H/D 4 groove ball & nut
16	Arm Assy., Bulk	71-69	R-826B Std Only	Incl. arm, ball & nut; Carton of 64
16	Arm Assy., Bulk	71-69	R-865RB Std Only	Speed-Pro 1.5 ratio stamped steel, long slot; Incl. ball & nut; Carton of 64
16	Arm	71-69	R-826A Std Only	
16	Rocker Arm Ball	71-69	MR-1783 Std Only	
16	Rocker Arm Ball	71-69	MR-1822 Std Only	H/D 4 groove ball
16	Nut	71-69	MR-1751 Std Only	Self-locking, 3/8" x 24 threads
16	Stud	71-69	MR-1752 Std Only	.003" O/S; 3/8" x 24 x 2.495"
16	Stud	71-69	MR-1949 Std Only	.372" x 24 x 2.495"
16	Stud	71-69	MR-1865RS Std Only	Speed-Pro 3/8" dia. Perf. screw-in stud; requires head machining
QTY	VALVE	YEARS	PART NO.	DESCRIPTION
8	Exhaust	71	V-1904 Std-3-15-30	Chrome plated stem; 1.5000" Head Dia., 0.3414" Stem Dia., 4.9280" O.A.L.
8	Exhaust	71-69	V-1888X Std Only	Chrome plated stem; Stellite face; 1.5000" Head Dia., 0.3412" Stem Dia., 4.9230" O.A.L.
8	Exhaust	70-69	V-1199 Std-3-5-15-30	VINTAGE; 1.5000" Head Dia., 0.3415" Stem Dia., 4.9280" O.A.L.
8	Exhaust, Bulk	71	V-1904B Std-15	Chrome plated stem; Carton of 25; 1.5000" Head Dia., 0.3414" Stem Dia., 4.9280" O.A.L.
8	Exhaust, Bulk	70-69	V-1199B Std Only	VINTAGE; Carton of 25; 1.5000" Head Dia., 0.3415" Stem Dia., 4.9280" O.A.L.
8	Intake	71-69	V-1926 Std-3-15	Chrome plated stem; 1.9400" Head Dia., 0.3414" Stem Dia., 4.8800" O.A.L.
8	Intake	71-69	V-1926Y 15 15	Chrome plated stem; w/.708" reduced end length; 1.9400" Head Dia., 0.3564" Stem Dia., 4.8800" O.A.L.
8	Intake, Bulk	71-69	V-1926B Std-15	Chrome plated stem; Carton of 25; 1.9400" Head Dia., 0.3410" Stem Dia., 4.8800" O.A.L.
QTY	VALVE GUIDE	YEARS	PART NO.	DESCRIPTION
8	Guide	71-69	VG-5005H Std Only	Loc. Exh.; w/Cast iron head; Hardened; 0.3430" ID, 2.2500" O.A.L
8	Guide	71-69	VG-5005 Std Only	Loc. Exh.; w/Cast iron head; Plain; 0.3430" ID, 2.2500" O.A.L
8	Guide	71-69	VG-5005T Std Only	Loc. Exh.; w/Cast iron head; Threaded; 0.3425" ID, 2.2500" O.A.L
8	Guide	71-69	VG-5038 Std Only	Loc. Int.; w/Cast iron head; 0.3430" ID, 2.1200" O.A.L
8	Guide, Bulk	71-69	VG-5005B Std Only	Loc. Exh.; w/Cast iron head; Plain; Carton of 50; 0.3430" ID, 2.2500" O.A.L
8	Guide, Bulk	71-69	VG-5005TB Std Only	Loc. Exh.; w/Cast iron head; Threaded; Carton of 50; 0.3425" ID, 2.2500" O.A.L
8	Guide, Bulk	71-69	VG-5038B Std Only	Loc. Int.; w/Cast iron head; Carton of 50; 0.3430" ID, 2.1200" O.A.L
QTY	VALVE SPRING	YEARS	PART NO.	DESCRIPTION
8	Spring	71-69	VS-677 Std Only	Loc. Exh.; Incl. damper; 2.0300" Free Height
8	Spring	71-69	VS-739R Std Only	Loc. Exh.; Optional-H/D; 2.0000" Free Height
8	Spring	71-69	VS-677 Std Only	Loc. Int.; Incl. damper; 2.0300" Free Height
8	Spring	71-69	VS-739R Std Only	Loc. Int.; Optional-H/D; 2.0000" Free Height
8	Spring, Bulk	71-69	VS-677B Std Only	Loc. Exh.; Incl. damper; Carton of 250; 2.0300" Free Height
8	Spring, Bulk	71-69	VS-739RB Std Only	Loc. Exh.; Optional-H/D; Carton of 300; 2.0000" Free Height
8	Spring, Bulk	71-69	VS-677B Std Only	Loc. Int.; Incl. damper; Carton of 250; 2.0300" Free Height
8	Spring, Bulk	71-69	VS-739RB Std Only	Loc. Int.; Optional-H/D; Carton of 300; 2.0000" Free Height
QTY	VALVE SEAL	YEARS	PART NO.	DESCRIPTION
8	Valve Stem Seal	71-69	ST-2001 Std Only	Loc. Exh.; Positive type; Installation requires valve guide machining; (RBBTF) Rubber/PTFE

VALVE TRAIN

VALVE TRAIN

(continued on next page)

GM Car (Incl. Buick, Cad., Chev., Olds., Pontiac)

350 5.7L (5736cc) OHV V8 (16 Valve) (Chevrolet), 4" Bore (GMC Eng.), 2 Bbl. 1971-1969 **314**
(cont.)

QTY	VALVE SEAL (cont.)	YEARS	PART NO.	DESCRIPTION
8	Valve Stem Seal	71-69	ST-2092 Std Only	Loc. Exh.; Sealed Power Premium design; Positive type, Metal Clad; (RBB) Rubber
8	Valve Stem Seal	71-69	MV-1903 Std Only	Loc. Exh.; Use w/repair guide; Positive type; (RBB) Rubber
8	Valve Stem Seal	71-69	MV-1233C Std Only	Loc. Exhaust; O-Ring; (RBB) Rubber
8	Valve Stem Seal	71-69	MV-1598C Std Only	Loc. Exhaust; Umbrella type; (RBB) Rubber
8	Valve Stem Seal	71-69	ST-2001 Std Only	Loc. Int.; Positive type; Installation requires valve guide machining; (RBBTF) Rubber/PTFE
8	Valve Stem Seal	71-69	ST-2092 Std Only	Loc. Int.; Sealed Power Premium design; Positive type, Metal Clad; (RBB) Rubber
8	Valve Stem Seal	71-69	MV-1903 Std Only	Loc. Int.; Use w/repair guide; Positive type; (RBB) Rubber
8	Valve Stem Seal	71-69	MV-1233C Std Only	Loc. Intake; O-Ring; (RBB) Rubber
8	Valve Stem Seal	71-69	MV-1598C Std Only	Loc. Intake; Umbrella type; (RBB) Rubber
8	Valve Stem Seal Bulk	71-69	ST-2001BC Std Only	Loc. Exh.; Positive type; Installation requires valve guide machining; Carton of 100; (RBBTF) Rubber/PTFE
8	Valve Stem Seal Bulk	71-69	MV-1233 Std Only	Loc. Exhaust; O-Ring; Carton of 100; (RBB) Rubber
8	Valve Stem Seal Bulk	71-69	MV-1598 Std Only	Loc. Exhaust; Umbrella type; Carton of 100; (RBB) Rubber
8	Valve Stem Seal Bulk	71-69	ST-2001BC Std Only	Loc. Int.; Positive type; Installation requires valve guide machining; Carton of 100; (RBBTF) Rubber/PTFE
8	Valve Stem Seal Bulk	71-69	MV-1233 Std Only	Loc. Intake; O-Ring; Carton of 100; (RBB) Rubber
8	Valve Stem Seal Bulk	71-69	MV-1598 Std Only	Loc. Intake; Umbrella type; Carton of 100; (RBB) Rubber
QTY	VALVE SEAT	YEARS	PART NO.	DESCRIPTION
8	Seat	71-69	245-1562-1 Std Only	Loc. Exh.; 1.5675" OD, 1.3125" ID, 0.2160" Depth
8	Seat	71-69	245-1562-1N Std Only	Loc. Exh.; Premium Material; 1.5675" OD, 1.3125" ID, 0.2160" Depth
8	Seat	71-69	245-2062-1 Std Only	Loc. Int.; 2.0680" OD, 1.8125" ID, 0.2480" Depth
8	Seat	71-69	245-2125-1 Std Only	Loc. Int.; 2.1305" OD, 1.8125" ID, 0.2480" Depth
QTY	VALVE, MISC	YEARS	PART NO.	DESCRIPTION
32	Keeper	71-69	VK-115A Std Only	1 groove; Square cut key groove; Carton pack 24
32	Keeper	71-69	VK-115 Std Only	1 groove; Square cut key groove; Carton pack 32
32	Keeper	71-69	VK-115R Std Only	1 groove; Square cut key groove; Hardened
32	Keeper, Bulk	71-69	VK-115B Std Only	1 groove; Square cut key groove; Carton of 1000
16	Spring Insert	71-69	259-203C Std Only	.015"; Carton of 100
16	Spring Insert	71-69	259-203B Std Only	.030"; Carton of 100
16	Spring Insert	71-69	259-203BRS Std Only	.030"; Carton of 500
16	Spring Insert	71-69	259-203A Std Only	.060"; Carton of 100
16	Spring Insert	71-69	259-203ARS Std Only	.060"; Carton of 500
QTY	PISTON	YEARS	PART NO.	DESCRIPTION
8	Cast Piston	71-69	H423DCP * Std-20-30-40-60-80	Hypereutectic; w/machined valve reliefs and circlip grooves; Use w/LR-63 lock ring for floated applications; .9275" Pin Dia.; 2 Rings 5/64 Groove, 1 Ring 3/16 Groove, 1.548 CD, .098 dish, 4 reliefs; Use w/Lock Ring LR-63; DUROSHIELD® skirt coated piston
8	Cast Piston	71-69	H423ACP 40 + 40-60-80	Hypereutectic; w/machined valve reliefs and circlip grooves; Use w/LR-63 lock ring for floated applications; .9275" Pin Dia.; 2 Rings 5/64 Groove, 1 Ring 3/16 Groove, 1.548 CD, Recessed Head .098" deep x 2.771" dia. w/4 valve reliefs; DUROSHIELD® skirt coated piston; Superseded - When depleted use H423DCP 40
8	Cast Piston	71-69	H423NP 20 20	Perf. or reg. duty operation; Not O.E. duplicate Wt.; Use in sets only; Hypereutectic; .9275" Pin Dia.; 2 Rings 5/64 Groove, 1 Ring 3/16 Groove, 1.540 CD, .100 dish, 4 reliefs
8	Cast Piston	70-69	H345ACP + Std-40-80	Perf. or reg. duty operation; Use w/E-251K ring set; Hypereutectic; w/machined valve reliefs and circlip grooves; Use w/LR-63 lock ring for floated applications; .9275" Pin Dia.; 2 Rings 5/64 Groove, 1 Ring 3/16 Groove, 1.548 CD, Flat Head w/4 valve reliefs; DUROSHIELD® skirt coated piston; Superseded - When depleted use H345DCP
8	Cast Piston	70-69	H345DCP * Std-20-30-40-60-80	Perf. or reg. duty operation; Use w/E-251K ring set; Hypereutectic; w/machined valve reliefs and circlip grooves; Use w/LR-63 lock ring for floated applications; .9275" Pin Dia.; 2 Rings 5/64 Groove, 1 Ring 3/16 Groove, 1.548 CD, Flat, 4 reliefs; Use w/Lock Ring LR-63; DUROSHIELD® skirt coated piston
8	Cast Piston - Individual	71-69	WH423DCP Std-20-30-40-60	Hypereutectic; w/machined valve reliefs and circlip grooves; Use w/LR-63 lock ring for floated applications; .9275" Pin Dia.; 2 Rings 5/64 Groove, 1 Ring 3/16 Groove, 1.548 CD, .098 dish, 4 reliefs; Use w/Lock Ring LR-63; DUROSHIELD® skirt coated piston

(continued on next page)

GM Car (Incl. Buick, Cad., Chev., Olds., Pontiac)

314 350 5.7L (5736cc) OHV V8 (16 Valve) (Chevrolet), 4" Bore (GMC Eng.), 2 Bbl. 1971-1969
(cont.)

QTY	PISTON (cont.)	YEARS	PART NO.	DESCRIPTION
8	Cast Piston - Individual	71-69	WH423ACP + Std-20-30-40-60	Hypereutectic; w/machined valve reliefs and circlip grooves; Use w/LR-63 lock ring for floated applications; .9275" Pin Dia.; 2 Rings 5/64 Groove, 1 Ring 3/16 Groove, 1.548 CD, Recessed Head .098" deep x 2.771" dia. w/4 valve reliefs; DUROSHIELD® skirt coated piston; Superseded - When depleted use WH423DCP
8	Cast Piston - Individual	70-69	WH345ACP + Std-20-30-40-60	Perf. or reg. duty operation; Use w/WE-251K ring set; Hypereutectic; w/machined valve reliefs and circlip grooves; Use w/LR-63 lock ring for floated applications; .9275" Pin Dia.; 2 Rings 5/64 Groove, 1 Ring 3/16 Groove, 1.548 CD, Flat Head w/4 valve reliefs; DUROSHIELD® skirt coated piston; Superseded - When depleted use WH345DCP
8	Cast Piston - Individual	70-69	WH345DCP Std-20-30-40-60	Perf. or reg. duty operation; Use w/WE-251K ring set; Hypereutectic; w/machined valve reliefs and circlip grooves; Use w/LR-63 lock ring for floated applications; .9275" Pin Dia.; 2 Rings 5/64 Groove, 1 Ring 3/16 Groove, 1.548 CD, Flat, 4 reliefs; Use w/Lock Ring LR-63; DUROSHIELD® skirt coated piston
1	Cast Piston Set w/Prem. Rings	71-69	8KH423ACP 30 + 30-40-60	Hypereutectic; w/machined valve reliefs and circlip grooves; Use w/LR-63 lock ring for floated applications; .9275" Pin Dia.; 2 Rings 5/64 Groove, 1 Ring 3/16 Groove, 1.548 CD, Recessed Head .098" deep x 2.771" dia. w/4 valve reliefs; DUROSHIELD® skirt coated piston; Superseded - When depleted use 8KH423DCP 30
1	Cast Piston Set w/Prem. Rings	71-69	8KH423DCP 30 30-40-60	Hypereutectic; w/machined valve reliefs and circlip grooves; Use w/LR-63 lock ring for floated applications; .9275" Pin Dia.; 2 Rings 5/64 Groove, 1 Ring 3/16 Groove, Recessed Head .098" deep x 2.771" dia. w/4 valve reliefs; DUROSHIELD® skirt coated piston
8	POWERFORGED	71	L-2304F Std-30-60	11.0:1 C.R.; Use in sets only; Powerforged; 0.9275" Pin Dia.; 2 Rings 5/64 Groove, 1 Ring 3/16 Groove, 1.560 CD, .100 dome; DUROSHIELD® skirt coated piston
8	POWERFORGED	71	L-2403NF Std-20-30-40-60	Powerforged; 0.9275" Pin Dia.; 2 Rings 5/64 Groove, 1 Ring 3/16 Groove, 1.562 CD, Recessed Head .068 deep. DUROSHIELD® skirt coated piston.
8	POWERFORGED	70-69	L-2256F Std-20-30-40-60	Powerforged; 0.9275" Pin Dia.; 2 Rings 5/64 Groove, 1 Ring 3/16 Groove, 1.563 CD, Flat, 4 reliefs; DUROSHIELD® skirt coated piston
8	POWERFORGED Piston-Individual	71	WL-2304F Std-30-60	11.0:1 C.R.; Use in sets only; Powerforged; 0.9275" Pin Dia.; 2 Rings 5/64 Groove, 1 Ring 3/16 Groove, 1.560 CD, .100 dome; DUROSHIELD® skirt coated piston
8	POWERFORGED Piston-Individual	71	WL-2403NF Std-20-30-40-60	Powerforged; 0.9275" Pin Dia.; 2 Rings 5/64 Groove, 1 Ring 3/16 Groove, 1.562 CD, Recessed Head .068 deep. DUROSHIELD® skirt coated piston.
8	POWERFORGED Piston-Individual	70-69	WL-2256F Std-20-30-40-60	Powerforged; 0.9275" Pin Dia.; 2 Rings 5/64 Groove, 1 Ring 3/16 Groove, 1.563 CD, Flat, 4 reliefs; DUROSHIELD® skirt coated piston
1	POWERFORGED Piston Set w/Rings	70-69	8KL2256F 30 30-40-60	Powerforged; 0.9272" Pin Dia.; 2 Rings 5/64 Groove, 1 Ring 3/16 Groove, 1.563 CD, Flat Head w/4 valve reliefs. DUROSHIELD® skirt coated piston.
QTY	RINGS	YEARS	PART NO.	DESCRIPTION
1	Premium Set	71-69	E-251KC Std-20-30-40-60	2-5/64, 1-3/16; Premium Chrome
1	Premium Set	71-69	E-251K Std-10-20-30-40-60	2-5/64, 1-3/16; Premium Moly
1	Premium Set	71-69	R-9903 Std-20-30-60	2-5/64, 1-3/16; Speed-Pro plasma-moly Perf. ring set
1	Standard Set	71-69	E-251X Std-10-20-30-40-60-80	2-5/64, 1-3/16; Iron
8	Premium Single Cylinder Set	71-69	WE-251K Std-30-40-60	2-5/64, 1-3/16; Premium Moly
8	Standard Single Cylinder Set	71-69	WE-251X Std-30-40-60	2-5/64, 1-3/16; Iron
QTY	ENGINE BEARINGS	YEARS	PART NO.	DESCRIPTION
1	Main Set	71-69	4663M Std-1-2-10-20-30-40-60	.020" O/S length flange brg.
1	Main Set	71-69	6688M 10 10-20-30	A-Series aluminum bearings
1	Main Set	71-69	4663MA Std-1-2-10-20-30-40-60	A-Series aluminum bearings ; .010" O/S length flange brg.
1	Main Set	71-69	7329MA 10 10-20	A-Series aluminum bearings ; w/.020" O/S OD
1	Main Set	71-69	7274MA 10X20 10X20	8-2555CA 60 avail. as unplated & resizeable; Overplated copper-lead alloy
1	Rod Set	71-69	8-2555CP Std-1-10-20-30-40-50	A-Series aluminum bearings
1	Rod Set	71-69	8-2555A Std-1-10-20-30-40-50-60	A-Series aluminum bearings
1	Rod Set	71-69	8-2555A 10X2 10X2-20X2-30X2-40X2	A-Series aluminum bearings ; Use in .002" O/S Rod Bore
1	Rod Set	71-69	8-2555CA 60 60	Unplated & resizeable
1	Rod Set	71-69	8-2555CP 10X2 + 10X2-20X2	Use in .002" O/S Rod Bore; Overplated copper-lead alloy; Superseded - When depleted use 8-2555A 10X2

(continued on next page)

GM Car (Incl. Buick, Cad., Chev., Olds., Pontiac)

350 5.7L (5736cc) OHV V8 (16 Valve) (Chevrolet), 4" Bore (GMC Eng.), 2 Bbl. 1971-1969 314
(cont.)

	ENGINE BEARINGS	YEARS	PART NO.	DESCRIPTION	
BLOCK	QTY 8	(cont.) Rod Pair	71-69 2555A Std-1-2-10-20-30-40-50-60	A-Series aluminum bearings	
	8	Rod Pair	71-69 2555CP Std-1-2-10-20-30-40-50	Overplated copper-lead alloy	
	8	Rod Pair	71-69 2555CA 60 60	Unplated & resizeable	
	8	Rod Pair	71-69 2555CP 10X2 + 10X2-20X2	Use in .002" O/S Rod Bore; Superseded - When depleted use 2555A 10X2	
	1	Cam Set	71-69 1750M Std Only	2.030" housing bore	
	1	Cam Set	71-69 1235M Std-1-10	Babbitt material; Full round design	
	1	Cam Set	71-69 1749M Std Only	Bi-Metal Aluminum	
	QTY 1	OIL PUMP Oil Pump	71-69 71-69	224-4146 224-4143	DESCRIPTION 5/8" inlet High Volume, check pan for clearance; 5/8" inlet; Use shaft w/steel guide
	1	Inter. Shaft	71-69	224-6146E	Has steel shaft guide; Eliminates nylon shaft guide
	1	Inter. Shaft	71-69	224-6146	Use w/nylon shaft guide
1	Oil Pump Shaft Guide	71-69	224-43343	Nylon	
BLOCK	QTY 1	GASKETS Kit Gasket Set	71-69 71-69	260-1079 260-1000	DESCRIPTION Premium set; Hi-Perf.; Header gskts. incl.; Complete set VINTAGE; Head bolts not incl.
	1	Kit Gasket Set	71-69	260-1000AT	VINTAGE; Head bolts not incl.; PermaDryPlus® valve cover & oil pan gskts. incl.; PermaDryPlus® water outlet gskt. incl.
	1	Kit Gasket Set	71-69	260-1000AT	Replacement recommended
	2	Head Bolt Set	71-69	260-2500 Std Only	
	QTY 1	FREEZE PLUGS Brass Block Plug Kit	71-69	381-8007	DESCRIPTION
1	Steel Block Plug Kit	71-69	381-4011		
1	Brass Deep Cup Freeze Plug	71-69	381-9001	VINTAGE; 1.625" Diameter	
1	Steel Deep Cup Freeze Plug	71-69	381-3095	0.500" Diameter	
1	Steel Deep Cup Freeze Plug	71-69	381-3041	1.625" Diameter	
1	Steel Shallow Cup Freeze Plug	71-69	381-2078	2.109" Diameter	

350 5.7L (5736cc) OHV V8 (16 Valve) (Chevrolet), 4" Bore (GMC Eng.), 4 Bbl. 1971-1967 315

	TIMING	YEARS	PART NO.	DESCRIPTION
VALVE TRAIN	QTY 1	3 Piece Set	71-67 KT3-499S	DESCRIPTION Powdered Metal Crank Sprocket; w/.405" tooth width sprocket; (1) 222-499; (1) 223-390; (1) 223-391
	1	Timing Set w/Gaskets	71-67 CTS-1001	VINTAGE; w/.405" tooth width sprocket
	1	Timing Chain	71-67 222-499	Use w/.405" tooth width sprocket; 46 Links
	1	Crank Sprocket	71-67 223-391	Powdered metal; .405" tooth width sprocket; 18 Teeth
	1	Cam Sprocket	71-67 223-390	.405" tooth width sprocket; 36 Teeth
	1	Cam Sprocket	71-67 223-390N	Nylon; .405" tooth width sprocket; 36 Teeth
	QTY 1	CAMSHAFT/LIFTER Camshaft	71-69	CS-274
1	Camshaft	68-67	CS-274	Hydraulic, (050) Duration at .050 Lobe Lift, 203 Exh., 194 Int., 112 Degrees Lobe Separation
1	Performance Cam	71-67	CS-1103R	Emissions Legal Cam; CARB E.O. No. D-292-1; Pro-1500 Perf. Cam; 0.42" Exh. Valve Lift, 0.398" Int. Valve Lift, Hydraulic, (050) Duration at .050 Lobe Lift, 204 Exh., 194 Int., 112 Degrees Lobe Separation
1	Performance Cam	71-67	CS-1014R	Emissions Legal Cam; CARB E.O. No. D-292-1; Pro-2000 Perf. Cam; 0.443" Exh. Valve Lift, 0.42" Int. Valve Lift, Hydraulic, (050) Duration at .050 Lobe Lift, 214 Exh., 204 Int., 112 Degrees Lobe Separation
1	Performance Cam	71-67	CS-1106R	Emissions Legal Cam; CARB E.O. No. D-292-1; Pro-3000 Perf. Cam; 0.465" Exh. Valve Lift, 0.443" Int. Valve Lift, Hydraulic, (050) Duration at .050 Lobe Lift, 224 Exh., 214 Int., 112 Degrees Lobe Separation
1	Performance Cam	71-69	CS-1095R	Chevrolet Corvette Base; Pro-3000 Perf. Cam; Use w/Hyd. lifters; 0.46" Exh. Valve Lift, 0.45" Int. Valve Lift, Hydraulic, (050) Duration at .050 Lobe Lift, 224 Exh., 224 Int., 114 Degrees Lobe Separation
1	Performance Cam	71-69	CS-1145R	Chevrolet Corvette Base; Pro-4000 Perf. Cam; Use w/Mech. lifters; 0.485" Exh. Valve Lift, 0.459" Int. Valve Lift, Mechanical, (050) Duration at .050 Lobe Lift, 254 Exh., 242 Int., 116 Degrees Lobe Separation
1	Prelube		55-403 Std Only	1.5 oz. packet
1	Prelube		55-400 Std Only	4 oz. bottle; 1.5 oz. packet No. 55-403 also avail.
16	Lifter	71-69	HT-817 Std Only	Chevrolet Corvette Base; Exc. Spec. Hi-Perf.; Hyd.

(continued on next page)

GM Car (Incl. Buick, Cad., Chev., Olds., Pontiac)

315 350 5.7L (5736cc) OHV V8 (16 Valve) (Chevrolet), 4" Bore (GMC Eng.), 4 Bbl. 1971-1967
(cont.)

QTY	CAMSHAFT/LIFTER	YEARS	PART NO.	DESCRIPTION
16	Lifter	71-69	HT-817 Std Only	Exc. Chevrolet Corvette Base; Hyd.
16	Lifter	71-67	HT-817R Std Only	Speed-Pro Hi-Revolution Hyd.
16	Lifter	71-69	AT-992 Std Only	Chevrolet Corvette Base; Speed-Pro Mech.
16	Lifter	68-67	HT-817 Std Only	Hyd.
16	Lifter, Bulk	71-69	HT-817B Std Only	Chevrolet Corvette Base; Exc. Spec. Hi-Perf.; Hyd.; Carton of 128
16	Lifter, Bulk	71-69	HT-817B Std Only	Exc. Chevrolet Corvette Base; Hyd.; Carton of 128
16	Lifter, Bulk	71-67	HT-817RB Std Only	Speed-Pro Hi-Revolution Hyd.; Carton of 128
16	Lifter, Bulk	71-69	AT-992B Std Only	Chevrolet Corvette Base; Speed-Pro Mech.; Carton of 128
16	Lifter, Bulk	68-67	HT-817B Std Only	Hyd.; Carton of 128
QTY	CAM KIT	YEARS	PART NO.	DESCRIPTION
1	Cam/Lifter Kit	71-69	KC-1103R	Exc. Chevrolet Corvette Base; Emissions Legal Cam; CARB E.O. No. D-292-1; Hyd.; Pro-1500 Perf. Cam; Duration at .050", 194 Int., 204 Exh.; Valve lift .398" Int., .420" Exh.; Lobe Separation 112 Degrees; (1) 55-403B; (1) CS-1103R; (16) HT-817
1	Cam/Lifter Kit	71-69	KC-1014R	Exc. Chevrolet Corvette Base; Emissions Legal Cam; CARB E.O. No. D-292-1; Hyd.; Pro-2000 Perf. Cam; Duration at .050", 204 Int., 214 Exh.; Valve lift .420" Int., .443" Exh.; Lobe Separation 112 Degrees; (1) 55-403B; (1) CS-1014R; (16) HT-817
1	Cam/Lifter Kit	71-69	KC-1106R	Exc. Chevrolet Corvette Base; Emissions Legal Cam; CARB E.O. No. D-292-1; Hyd.; Pro-3000 Perf. Cam; Duration at .050", 214 Int., 224 Exh.; Valve lift .443" Int., .465" Exh.; Lobe Separation 112 Degrees; (1) 55-403B; (1) CS-1106R; (16) HT-817
1	Cam/Lifter Kit	71-69	KC-1103R	Chevrolet Corvette Base; Exc. Spec. Hi-Perf.; Emissions Legal Cam; CARB E.O. No. D-292-1; Hyd.; Pro-1500 Perf. Cam; Duration at .050", 194 Int., 204 Exh.; Valve lift .398" Int., .420" Exh.; Lobe Separation 112 Degrees; (1) 55-403B; (1) CS-1103R; (16) HT-817
1	Cam/Lifter Kit	71-69	KC-1014R	Chevrolet Corvette Base; Exc. Spec. Hi-Perf.; Emissions Legal Cam; CARB E.O. No. D-292-1; Hyd.; Pro-2000 Perf. Cam; Duration at .050", 204 Int., 214 Exh.; Valve lift .420" Int., .443" Exh.; Lobe Separation 112 Degrees; (1) 55-403B; (1) CS-1014R; (16) HT-817
1	Cam/Lifter Kit	71-69	KC-1106R	Chevrolet Corvette Base; Exc. Spec. Hi-Perf.; Emissions Legal Cam; CARB E.O. No. D-292-1; Hyd.; Pro-3000 Perf. Cam; Duration at .050", 214 Int., 224 Exh.; Valve lift .443" Int., .465" Exh.; Lobe Separation 112 Degrees; (1) 55-403B; (1) CS-1106R; (16) HT-817
1	Cam/Lifter Kit	71-69	KC-1095R	Chevrolet Corvette Base; Exc. Spec. Hi-Perf.; Hyd.; Pro-3000 Perf. Cam; Duration at .050", 224 Int., 224 Exh.; (1) 55-403B; (1) CS-1095R; (16) HT-817
1	Cam/Lifter Kit	71-69	KC-274	Exc. Chevrolet Corvette Base; Hyd.; (1) 55-403B; (1) CS-274; (16) HT-817
1	Cam/Lifter Kit	71-69	KC-1145R	Chevrolet Corvette Base; Mech.; Pro-4000 Perf. Cam; Duration at .050", 242 Int., 254 Exh.; (1) 55-403B; (16) AT-992; (1) CS-1145R
1	Cam/Lifter Kit	68-67	KC-1103R	Emissions Legal Cam; CARB E.O. No. D-292-1; Hyd.; Pro-1500 Perf. Cam; Duration at .050", 194 Int., 204 Exh.; Valve lift .398" Int., .420" Exh.; Lobe Separation 112 Degrees; (1) 55-403B; (1) CS-1103R; (16) HT-817
1	Cam/Lifter Kit	68-67	KC-1014R	Emissions Legal Cam; CARB E.O. No. D-292-1; Hyd.; Pro-2000 Perf. Cam; Duration at .050", 204 Int., 214 Exh.; Valve lift .420" Int., .443" Exh.; Lobe Separation 112 Degrees; (1) 55-403B; (1) CS-1014R; (16) HT-817
1	Cam/Lifter Kit	68-67	KC-1106R	Emissions Legal Cam; CARB E.O. No. D-292-1; Hyd.; Pro-3000 Perf. Cam; Duration at .050", 214 Int., 224 Exh.; Valve lift .443" Int., .465" Exh.; Lobe Separation 112 Degrees; (1) 55-403B; (1) CS-1106R; (16) HT-817
1	Cam/Lifter Kit	68-67	KC-274	Hyd.; (1) 55-403B; (1) CS-274; (16) HT-817
1	Cam/Lifter/Timing Kit	71-69	KCT-274	Exc. Chevrolet Corvette Base; Hyd.; w/.405" tooth width sprocket; (1) 55-403B; (1) CS-274; (16) HT-817; (1) KT3-499S
1	Cam/Lifter/Timing Kit	68-67	KCT-274	Hyd.; w/.405" tooth width sprocket; (1) 55-403B; (1) CS-274; (16) HT-817; (1) KT3-499S
QTY	PUSH ROD	YEARS	PART NO.	DESCRIPTION
16	Push Rod	71-67	RP-3093 Std Only	7.7940" O.A.L.
16	Push Rod	71-67	RP-3212R Std-100-150-200	Chrome-Moly; 7.7900" O.A.L.
16	Push Rod, Bulk	71-67	BRP-3093 Std Only	Carton of 100; 7.7940" O.A.L.
16	Push Rod, Bulk	71-67	BRP-3212R Std-100	Chrome-Moly; Carton of 100; 7.7900" O.A.L.

VALVE TRAIN

VALVE TRAIN

(continued on next page)

GM Car (Incl. Buick, Cad., Chev., Olds., Pontiac)

350 5.7L (5736cc) OHV V8 (16 Valve) (Chevrolet), 4" Bore (GMC Eng.), 4 Bbl. 1971-1967 315
(cont.)

QTY	PUSH ROD (cont.)	YEARS	PART NO.	DESCRIPTION
8	Push Rod Guide Plate	71-67	MR-1930 Std Only	Speed-Pro flat guide plate for 3/8" dia. push rods; Requires screw-in studs
8	Push Rod Guide Plate	71-67	MR-1896 Std Only	Speed-Pro flat guide plate for 5/16" dia. push rods; Requires screw-in studs
8	Push Rod Guide Plate	71-67	MR-1892 Std Only	Speed-Pro stepped guide plate for 3/8" dia. push rods; Requires screw-in studs
8	Push Rod Guide Plate	71-67	MR-1891 Std Only	Speed-Pro stepped guide plate for 5/16" dia. push rods; Requires screw-in studs
QTY	ROCKER PARTS	YEARS	PART NO.	DESCRIPTION
16	Arm Assy.	71-67	R-826 Std Only	Incl. arm, ball & nut
16	Arm Assy.	71-67	R-865R Std Only	Speed-Pro 1.5 ratio stamped steel, long slot; Incl. H/D 4 groove ball & nut
16	Arm Assy.	71-67	R-1024R Std Only	Speed-Pro 1.5 ratio stamped steel, rlr. tip, long slot; Incl. H/D 4 groove ball & nut
16	Arm Assy.	71-67	R-952R Std Only	Speed-Pro 1.6 ratio stamped steel, long slot; Incl. H/D 4 groove ball & nut
16	Arm Assy.	71-67	R-1025R Std Only	Speed-Pro 1.6 ratio stamped steel, rlr. tip, long slot; Incl. H/D 4 groove ball & nut
16	Arm Assy., Bulk	71-67	R-826B Std Only	Incl. arm, ball & nut; Carton of 64
16	Arm Assy., Bulk	71-67	R-865RB Std Only	Speed-Pro 1.5 ratio stamped steel, long slot; Incl. ball & nut; Carton of 64
16	Arm	71-67	R-826A Std Only	
16	Rocker Arm Ball	71-67	MR-1783 Std Only	
16	Rocker Arm Ball	71-67	MR-1822 Std Only	H/D 4 groove ball
16	Nut	71-67	MR-1751 Std Only	Self-locking, 3/8" x 24 threads
16	Stud	71-67	MR-1752 Std Only	.003" O/S; 3/8" x 24 x 2.495"
16	Stud	71-67	MR-1949 Std Only	.372" x 24 x 2.495"
16	Stud	71-67	MR-1865RS Std Only	Speed-Pro 3/8" dia. Perf. screw-in stud; requires head machining
QTY	VALVE	YEARS	PART NO.	DESCRIPTION
8	Exhaust	71	V-1904 Std-3-15-30	Exc. Chevrolet Corvette Base; Chrome plated stem; 1.5000" Head Dia., 0.3414" Stem Dia., 4.9280" O.A.L.
8	Exhaust	71-69	V-1888X Std Only	Exc. Chevrolet Corvette Base; Chrome plated stem; Stellite face; 1.5000" Head Dia., 0.3412" Stem Dia., 4.9230" O.A.L.
8	Exhaust	71-69	V-4231 Std Only	Chevrolet Corvette Base; Chrome plated stem; Swirl Polish; 1.6000" Head Dia., 0.3407" Stem Dia., 4.9000" O.A.L.
8	Exhaust	71-69	V-1755 Std-15	Chevrolet Corvette Base; VINTAGE; Chrome plated stem; 1.6000" Head Dia., 0.3415" Stem Dia., 4.9030" O.A.L.
8	Exhaust	70-69	V-1199 Std-3-5-15-30	Exc. Chevrolet Corvette Base; VINTAGE; 1.5000" Head Dia., 0.3415" Stem Dia., 4.9280" O.A.L.
8	Exhaust	68-67	V-1888X Std Only	Chrome plated stem; Stellite face; 1.5000" Head Dia., 0.3412" Stem Dia., 4.9230" O.A.L.
8	Exhaust	68-67	V-1199 Std-3-5-15-30	VINTAGE; 1.5000" Head Dia., 0.3415" Stem Dia., 4.9280" O.A.L.
8	Exhaust, Bulk	71	V-1904B Std-15	Exc. Chevrolet Corvette Base; Chrome plated stem; Carton of 25; 1.5000" Head Dia., 0.3414" Stem Dia., 4.9280" O.A.L.
8	Exhaust, Bulk	70-69	V-1199B Std Only	Exc. Chevrolet Corvette Base; VINTAGE; Carton of 25; 1.5000" Head Dia., 0.3415" Stem Dia., 4.9280" O.A.L.
8	Exhaust, Bulk	68-67	V-1199B Std Only	VINTAGE; Carton of 25; 1.5000" Head Dia., 0.3415" Stem Dia., 4.9280" O.A.L.
8	Intake	71-69	V-1926 Std-3-15	Exc. Chevrolet Corvette Base; Chrome plated stem; 1.9400" Head Dia., 0.3414" Stem Dia., 4.8800" O.A.L.
8	Intake	71-69	V-1756 Std-15	Chevrolet Corvette Base; Chrome plated stem; 2.0200" Head Dia., 0.3415" Stem Dia., 4.8800" O.A.L.
8	Intake	71-69	V-1926Y 15 15	Exc. Chevrolet Corvette Base; Chrome plated stem; w/.708" reduced end length; 1.9400" Head Dia., 0.3564" Stem Dia., 4.8800" O.A.L.
8	Intake	68-67	V-1926 Std-3-15	Chrome plated stem; 1.9400" Head Dia., 0.3414" Stem Dia., 4.8800" O.A.L.
8	Intake	68-67	V-1926Y 15 15	Chrome plated stem; w/.708" reduced end length; 1.9400" Head Dia., 0.3564" Stem Dia., 4.8800" O.A.L.
8	Intake, Bulk	71-69	V-1926B Std-15	Exc. Chevrolet Corvette Base; Chrome plated stem; Carton of 25; 1.9400" Head Dia., 0.3410" Stem Dia., 4.8800" O.A.L.
8	Intake, Bulk	71-69	V-1756B 15 15	Chevrolet Corvette Base; Chrome plated stem; Carton of 25; 2.0200" Head Dia., 0.3565" Stem Dia., 4.8800" O.A.L.
8	Intake, Bulk	68-67	V-1926B Std-15	Chrome plated stem; Carton of 25; 1.9400" Head Dia., 0.3410" Stem Dia., 4.8800" O.A.L.

VALVE TRAIN

VALVE TRAIN

(continued on next page)

GM Car (Incl. Buick, Cad., Chev., Olds., Pontiac)

315 350 5.7L (5736cc) OHV V8 (16 Valve) (Chevrolet), 4" Bore (GMC Eng.), 4 Bbl. 1971-1967
(cont.)

QTY	VALVE GUIDE	YEARS	PART NO.	DESCRIPTION
8	Guide	71-67	VG-5005H Std Only	Loc. Exh.; w/Cast iron head; Hardened; 0.3430" ID, 2.2500" O.A.L
8	Guide	71-67	VG-5005 Std Only	Loc. Exh.; w/Cast iron head; Plain; 0.3430" ID, 2.2500" O.A.L
8	Guide	71-67	VG-5005T Std Only	Loc. Exh.; w/Cast iron head; Threaded; 0.3425" ID, 2.2500" O.A.L
8	Guide	71-67	VG-5038 Std Only	Loc. Int.; w/Cast iron head; 0.3430" ID, 2.1200" O.A.L
8	Guide, Bulk	71-67	VG-5005B Std Only	Loc. Exh.; w/Cast iron head; Plain; Carton of 50; 0.3430" ID, 2.2500" O.A.L
8	Guide, Bulk	71-67	VG-5005TB Std Only	Loc. Exh.; w/Cast iron head; Threaded; Carton of 50; 0.3425" ID, 2.2500" O.A.L
8	Guide, Bulk	71-67	VG-5038B Std Only	Loc. Int.; w/Cast iron head; Carton of 50; 0.3430" ID, 2.1200" O.A.L
QTY	VALVE SPRING	YEARS	PART NO.	DESCRIPTION
8	Spring	71-67	VS-677 Std Only	Loc. Exh.; Incl. damper; 2.0300" Free Height
8	Spring	71-67	VS-739R Std Only	Loc. Exh.; Optional-H/D; 2.0000" Free Height
8	Spring	71-67	VS-677 Std Only	Loc. Int.; Incl. damper; 2.0300" Free Height
8	Spring	71-67	VS-739R Std Only	Loc. Int.; Optional-H/D; 2.0000" Free Height
8	Spring, Bulk	71-67	VS-677B Std Only	Loc. Exh.; Incl. damper; Carton of 250; 2.0300" Free Height
8	Spring, Bulk	71-67	VS-739RB Std Only	Loc. Exh.; Optional-H/D; Carton of 300; 2.0000" Free Height
8	Spring, Bulk	71-67	VS-677B Std Only	Loc. Int.; Incl. damper; Carton of 250; 2.0300" Free Height
8	Spring, Bulk	71-67	VS-739RB Std Only	Loc. Int.; Optional-H/D; Carton of 300; 2.0000" Free Height
QTY	VALVE SEAL	YEARS	PART NO.	DESCRIPTION
8	Valve Stem Seal	71-67	ST-2001 Std Only	Loc. Exh.; Positive type; Installation requires valve guide machining; (RBBTF) Rubber/PTFE
8	Valve Stem Seal	71-68	ST-2092 Std Only	Loc. Exh.; Sealed Power Premium design; Positive type, Metal Clad; (RBB) Rubber
8	Valve Stem Seal	71-67	MV-1903 Std Only	Loc. Exh.; Use w/repair guide; Positive type; (RBB) Rubber
8	Valve Stem Seal	71-67	MV-1233C Std Only	Loc. Exhaust; O-Ring; (RBB) Rubber
8	Valve Stem Seal	71-67	MV-1598C Std Only	Loc. Exhaust; Umbrella type; (RBB) Rubber
8	Valve Stem Seal	71-67	ST-2001 Std Only	Loc. Int.; Positive type; Installation requires valve guide machining; (RBBTF) Rubber/PTFE
8	Valve Stem Seal	71-68	ST-2092 Std Only	Loc. Int.; Sealed Power Premium design; Positive type, Metal Clad; (RBB) Rubber
8	Valve Stem Seal	71-67	MV-1903 Std Only	Loc. Int.; Use w/repair guide; Positive type; (RBB) Rubber
8	Valve Stem Seal	71-67	MV-1233C Std Only	Loc. Intake; O-Ring; (RBB) Rubber
8	Valve Stem Seal	71-67	MV-1598C Std Only	Loc. Intake; Umbrella type; (RBB) Rubber
8	Valve Stem Seal Bulk	71-67	ST-2001BC Std Only	Loc. Exh.; Positive type; Installation requires valve guide machining; Carton of 100; (RBBTF) Rubber/PTFE
8	Valve Stem Seal Bulk	71-67	MV-1233 Std Only	Loc. Exhaust; O-Ring; Carton of 100; (RBB) Rubber
8	Valve Stem Seal Bulk	71-67	MV-1598 Std Only	Loc. Exhaust; Umbrella type; Carton of 100; (RBB) Rubber
8	Valve Stem Seal Bulk	71-67	ST-2001BC Std Only	Loc. Int.; Positive type; Installation requires valve guide machining; Carton of 100; (RBBTF) Rubber/PTFE
8	Valve Stem Seal Bulk	71-67	MV-1233 Std Only	Loc. Intake; O-Ring; Carton of 100; (RBB) Rubber
8	Valve Stem Seal Bulk	71-67	MV-1598 Std Only	Loc. Intake; Umbrella type; Carton of 100; (RBB) Rubber
QTY	VALVE SEAT	YEARS	PART NO.	DESCRIPTION
8	Seat	71-69	245-1562-1 Std Only	Exc. Chevrolet Corvette Base; Loc. Exh.; 1.5675" OD, 1.3125" ID, 0.2160" Depth
8	Seat	71-69	245-1687-2 Std Only	Chevrolet Corvette Base; Loc. Exh.; 1.6925" OD, 1.4375" ID, 0.2160" Depth
8	Seat	71-69	245-1562-1N Std Only	Exc. Chevrolet Corvette Base; Loc. Exh.; Premium Material; 1.5675" OD, 1.3125" ID, 0.2160" Depth
8	Seat	71-69	245-1687-2N Std Only	Chevrolet Corvette Base; Loc. Exh.; Premium Material; 1.6925" OD, 1.4375" ID, 0.2160" Depth
8	Seat	71-69	245-2062-1 Std Only	Exc. Chevrolet Corvette Base; Loc. Int.; 2.0680" OD, 1.8125" ID, 0.2480" Depth
8	Seat	71-69	245-2125-1 Std Only	Exc. Chevrolet Corvette Base; Loc. Int.; 2.1305" OD, 1.8125" ID, 0.2480" Depth
8	Seat	68-67	245-1562-1 Std Only	1.5675" OD, 1.3125" ID, 0.2160" Depth
8	Seat	68-67	245-2125-1 Std Only	Loc. Int.; 2.1305" OD, 1.8125" ID, 0.2480" Depth
8	Seat	68-67	245-1562-1N Std Only	Premium Material; 1.5675" OD, 1.3125" ID, 0.2160" Depth
QTY	VALVE, MISC	YEARS	PART NO.	DESCRIPTION
32	Keeper	71-67	VK-115A Std Only	1 groove; Square cut key groove; Carton pack 24
32	Keeper	71-67	VK-115 Std Only	1 groove; Square cut key groove; Carton pack 32
32	Keeper	71-67	VK-115R Std Only	1 groove; Square cut key groove; Hardened
32	Keeper, Bulk	71-67	VK-115B Std Only	1 groove; Square cut key groove; Carton of 1000
16	Spring Insert	71-67	259-203C Std Only	.015"; Carton of 100
16	Spring Insert	71-67	259-203B Std Only	.030"; Carton of 100
16	Spring Insert	71-67	259-203BRS Std Only	.030"; Carton of 500
16	Spring Insert	71-67	259-203A Std Only	.060"; Carton of 100
16	Spring Insert	71-67	259-203ARS Std Only	.060"; Carton of 500

VALVE TRAIN

VALVE TRAIN

(continued on next page)

GM Car (Incl. Buick, Cad., Chev., Olds., Pontiac)

350 5.7L (5736cc) OHV V8 (16 Valve) (Chevrolet), 4" Bore (GMC Eng.), 4 Bbl. 1971-1967 315 (cont.)

QTY	PISTON	YEARS	PART NO.	DESCRIPTION
8	Cast Piston	71-67	H423DCP * Std-20-30-40-60-80	Hypereutectic; w/machined valve reliefs and circlip grooves; Use w/LR-63 lock ring for floated applications; .9275" Pin Dia.; 2 Rings 5/64 Groove, 1 Ring 3/16 Groove, 1.548 CD, .098 dish, 4 reliefs; Use w/Lock Ring LR-63; DUROSHIELD® skirt coated piston
8	Cast Piston	71-67	H423ACP 40 + 40-60-80	Hypereutectic; w/machined valve reliefs and circlip grooves; Use w/LR-63 lock ring for floated applications; .9275" Pin Dia.; 2 Rings 5/64 Groove, 1 Ring 3/16 Groove, 1.548 CD, Recessed Head .098" deep x 2.771" dia. w/4 valve reliefs; DUROSHIELD® skirt coated piston; Superseded - When depleted use H423DCP 40
8	Cast Piston	71-67	H423NP 20 20	Perf. or reg. duty operation; Not O.E. duplicate Wt.; Use in sets only; Hypereutectic; .9275" Pin Dia.; 2 Rings 5/64 Groove, 1 Ring 3/16 Groove, 1.540 CD, .100 dish, 4 reliefs
8	Cast Piston	70-69	H345ACP + Std-40-80	Exc. Chevrolet Corvette Base; Perf. or reg. duty operation; Use w/E-251K ring set; Hypereutectic; w/machined valve reliefs and circlip grooves; Use w/LR-63 lock ring for floated applications; .9275" Pin Dia.; 2 Rings 5/64 Groove, 1 Ring 3/16 Groove, 1.548 CD, Flat Head w/4 valve reliefs; DUROSHIELD® skirt coated piston; Superseded - When depleted use H345DCP
8	Cast Piston	70-69	H345DCP * Std-20-30-40-60-80	Exc. Chevrolet Corvette Base; Perf. or reg. duty operation; Use w/E-251K ring set; Hypereutectic; w/machined valve reliefs and circlip grooves; Use w/LR-63 lock ring for floated applications; .9275" Pin Dia.; 2 Rings 5/64 Groove, 1 Ring 3/16 Groove, 1.548 CD, Flat, 4 reliefs; Use w/Lock Ring LR-63; DUROSHIELD® skirt coated piston
8	Cast Piston	68-67	H345ACP + Std-40-80	Perf. or reg. duty operation; Use w/E-251K ring set; Hypereutectic; w/machined valve reliefs and circlip grooves; Use w/LR-63 lock ring for floated applications; .9275" Pin Dia.; 2 Rings 5/64 Groove, 1 Ring 3/16 Groove, 1.548 CD, Flat Head w/4 valve reliefs; DUROSHIELD® skirt coated piston; Superseded - When depleted use H345DCP
8	Cast Piston	68-67	H345DCP * Std-20-30-40-60-80	Perf. or reg. duty operation; Use w/E-251K ring set; Hypereutectic; w/machined valve reliefs and circlip grooves; Use w/LR-63 lock ring for floated applications; .9275" Pin Dia.; 2 Rings 5/64 Groove, 1 Ring 3/16 Groove, 1.548 CD, Flat, 4 reliefs; Use w/Lock Ring LR-63; DUROSHIELD® skirt coated piston
8	Cast Piston - Individual	71-67	WH423DCP Std-20-30-40-60	Hypereutectic; w/machined valve reliefs and circlip grooves; Use w/LR-63 lock ring for floated applications; .9275" Pin Dia.; 2 Rings 5/64 Groove, 1 Ring 3/16 Groove, 1.548 CD, .098 dish, 4 reliefs; Use w/Lock Ring LR-63; DUROSHIELD® skirt coated piston
8	Cast Piston - Individual	71-67	WH423ACP + Std-20-30-40-60	Hypereutectic; w/machined valve reliefs and circlip grooves; Use w/LR-63 lock ring for floated applications; .9275" Pin Dia.; 2 Rings 5/64 Groove, 1 Ring 3/16 Groove, 1.548 CD, Recessed Head .098" deep x 2.771" dia. w/4 valve reliefs; DUROSHIELD® skirt coated piston; Superseded - When depleted use WH423DCP
8	Cast Piston - Individual	70-69	WH345ACP + Std-20-30-40-60	Exc. Chevrolet Corvette Base; Perf. or reg. duty operation; Use w/WE-251K ring set; Hypereutectic; w/machined valve reliefs and circlip grooves; Use w/LR-63 lock ring for floated applications; .9275" Pin Dia.; 2 Rings 5/64 Groove, 1 Ring 3/16 Groove, 1.548 CD, Flat Head w/4 valve reliefs; DUROSHIELD® skirt coated piston; Superseded - When depleted use WH345DCP
8	Cast Piston - Individual	70-69	WH345DCP Std-20-30-40-60	Exc. Chevrolet Corvette Base; Perf. or reg. duty operation; Use w/WE-251K ring set; Hypereutectic; w/machined valve reliefs and circlip grooves; Use w/LR-63 lock ring for floated applications; .9275" Pin Dia.; 2 Rings 5/64 Groove, 1 Ring 3/16 Groove, 1.548 CD, Flat, 4 reliefs; Use w/Lock Ring LR-63; DUROSHIELD® skirt coated piston
8	Cast Piston - Individual	68-67	WH345ACP + Std-20-30-40-60	Perf. or reg. duty operation; Use w/WE-251K ring set; Hypereutectic; w/machined valve reliefs and circlip grooves; Use w/LR-63 lock ring for floated applications; .9275" Pin Dia.; 2 Rings 5/64 Groove, 1 Ring 3/16 Groove, 1.548 CD, Flat Head w/4 valve reliefs; DUROSHIELD® skirt coated piston; Superseded - When depleted use WH345DCP

**B
L
O
C
K**

**B
L
O
C
K**

(continued on next page)

GM Car (Incl. Buick, Cad., Chev., Olds., Pontiac)

315 350 5.7L (5736cc) OHV V8 (16 Valve) (Chevrolet), 4" Bore (GMC Eng.), 4 Bbl. 1971-1967
(cont.)

QTY	PISTON (cont.)	YEARS	PART NO.	DESCRIPTION
8	Cast Piston - Individual	68-67	WH345DCP Std-20-30-40-60	Perf. or reg. duty operation; Use w/WE-251K ring set; Hypereutectic; w/machined valve reliefs and circlip grooves; Use w/LR-63 lock ring for floated applications; .9275" Pin Dia.; 2 Rings 5/64 Groove, 1 Ring 3/16 Groove, 1.548 CD, Flat, 4 reliefs; Use w/Lock Ring LR-63; DUROSHIELD® skirt coated piston
1	Cast Piston Set w/Prem. Rings	71-67	8KH423ACP 30 + 30-40-60	Hypereutectic; w/machined valve reliefs and circlip grooves; Use w/LR-63 lock ring for floated applications; .9275" Pin Dia.; 2 Rings 5/64 Groove, 1 Ring 3/16 Groove, 1.548 CD, Recessed Head .098" deep x 2.771" dia. w/4 valve reliefs; DUROSHIELD® skirt coated piston; Superseded - When depleted use 8KH423DCP 30
1	Cast Piston Set w/Prem. Rings	71-67	8KH423DCP 30 30-40-60	Hypereutectic; w/machined valve reliefs and circlip grooves; Use w/LR-63 lock ring for floated applications; .9275" Pin Dia.; 2 Rings 5/64 Groove, 1 Ring 3/16 Groove, Recessed Head .098" deep x 2.771" dia. w/4 valve reliefs; DUROSHIELD® skirt coated piston
8	POWERFORGED	71	L-2304F Std-30-60	11.0:1 C.R.; Use in sets only; Powerforged; 0.9275" Pin Dia.; 2 Rings 5/64 Groove, 1 Ring 3/16 Groove, 1.560 CD, .100 dome; DUROSHIELD® skirt coated piston
8	POWERFORGED	71	L-2403NF Std-20-30-40-60	Exc. Chevrolet Corvette Base; Powerforged; 0.9275" Pin Dia.; 2 Rings 5/64 Groove, 1 Ring 3/16 Groove, 1.562 CD, Recessed Head .068 deep. DUROSHIELD® skirt coated piston.
8	POWERFORGED	70-69	L-2256F Std-20-30-40-60	Exc. Chevrolet Corvette Base; Powerforged; 0.9275" Pin Dia.; 2 Rings 5/64 Groove, 1 Ring 3/16 Groove, 1.563 CD, Flat, 4 reliefs; DUROSHIELD® skirt coated piston
8	POWERFORGED	70-69	L-2304F Std-30-60	Chevrolet Corvette Base; Spec. Hi-Perf.; 11.0:1 C.R.; Replaces OE piston in less than full sets; Use w/premium fuel of 96 octane & higher; Powerforged; 0.9275" Pin Dia.; 2 Rings 5/64 Groove, 1 Ring 3/16 Groove, 1.560 CD, .100 dome; DUROSHIELD® skirt coated piston
8	POWERFORGED	68-67	L-2256F Std-20-30-40-60	Powerforged; 0.9275" Pin Dia.; 2 Rings 5/64 Groove, 1 Ring 3/16 Groove, 1.563 CD, Flat, 4 reliefs; DUROSHIELD® skirt coated piston
8	POWERFORGED Piston-Individual	71	WL-2304F Std-30-60	11.0:1 C.R.; Use in sets only; Powerforged; 0.9275" Pin Dia.; 2 Rings 5/64 Groove, 1 Ring 3/16 Groove, 1.560 CD, .100 dome; DUROSHIELD® skirt coated piston
8	POWERFORGED Piston-Individual	71	WL-2403NF Std-20-30-40-60	Exc. Chevrolet Corvette Base; Powerforged; 0.9275" Pin Dia.; 2 Rings 5/64 Groove, 1 Ring 3/16 Groove, 1.562 CD, Recessed Head .068 deep. DUROSHIELD® skirt coated piston.
8	POWERFORGED Piston-Individual	70-69	WL-2256F Std-20-30-40-60	Exc. Chevrolet Corvette Base; Powerforged; 0.9275" Pin Dia.; 2 Rings 5/64 Groove, 1 Ring 3/16 Groove, 1.563 CD, Flat, 4 reliefs; DUROSHIELD® skirt coated piston
8	POWERFORGED Piston-Individual	70-69	WL-2304F Std-30-60	Chevrolet Corvette Base; Spec. Hi-Perf.; 11.0:1 C.R.; Replaces OE piston in less than full sets; Use w/premium fuel of 96 octane & higher; Powerforged; 0.9275" Pin Dia.; 2 Rings 5/64 Groove, 1 Ring 3/16 Groove, 1.560 CD, .100 dome; DUROSHIELD® skirt coated piston
8	POWERFORGED Piston-Individual	68-67	WL-2256F Std-20-30-40-60	Powerforged; 0.9275" Pin Dia.; 2 Rings 5/64 Groove, 1 Ring 3/16 Groove, 1.563 CD, Flat, 4 reliefs; DUROSHIELD® skirt coated piston
1	POWERFORGED Piston Set w/Rings	70-69	8KL2256F 30 30-40-60	Exc. Chevrolet Corvette Base; Powerforged; 0.9272" Pin Dia.; 2 Rings 5/64 Groove, 1 Ring 3/16 Groove, 1.563 CD, Flat Head w/4 valve reliefs. DUROSHIELD® skirt coated piston.
1	POWERFORGED Piston Set w/Rings	68-67	8KL2256F 30 30-40-60	Powerforged; 0.9272" Pin Dia.; 2 Rings 5/64 Groove, 1 Ring 3/16 Groove, 1.563 CD, Flat Head w/4 valve reliefs. DUROSHIELD® skirt coated piston.
QTY	RINGS	YEARS	PART NO.	DESCRIPTION
1	Premium Set	71-67	E-251KC Std-20-30-40-60	2-5/64, 1-3/16; Premium Chrome
1	Premium Set	71-67	E-251K Std-10-20-30-40-60	2-5/64, 1-3/16; Premium Moly
1	Premium Set	71-67	R-9903 Std-20-30-60	2-5/64, 1-3/16; Speed-Pro plasma-moly Perf. ring set
1	Standard Set	71-67	E-251X Std-10-20-30-40-60-80	2-5/64, 1-3/16; Iron
8	Premium Single Cylinder Set	71-67	WE-251K Std-30-40-60	2-5/64, 1-3/16; Premium Moly
8	Standard Single Cylinder Set	71-67	WE-251X Std-30-40-60	2-5/64, 1-3/16; Iron
QTY	ENGINE BEARINGS	YEARS	PART NO.	DESCRIPTION
1	Main Set	71-67	4663M Std-1-2-10-20-30-40-60	
1	Main Set	71-67	6688M 10 10-20-30	.020" O/S length flange brg.
1	Main Set	71-67	4663MA Std-1-2-10-20-30-40-60	A-Series aluminum bearings
1	Main Set	71-67	7329MA 10 10-20	A-Series aluminum bearings; .010" O/S length flange brg.
1	Main Set	71-67	7274MA 10X20 10X20	A-Series aluminum bearings; w/.020" O/S OD

(continued on next page)

GM Car (Incl. Buick, Cad., Chev., Olds., Pontiac)

350 5.7L (5736cc) OHV V8 (16 Valve) (Chevrolet), 4" Bore (GMC Eng.), 4 Bbl. 1971-1967 315
(cont.)

	ENGINE BEARINGS	YEARS	PART NO.	DESCRIPTION	
BLOCK	QTY (cont.)				
	1	Rod Set	71-67	8-2555CP Std-1-10-20-30-40-50	8-2555CA 60 avail. as unplated & resizeable; Overplated copper-lead alloy
	1	Rod Set	71-67	8-2555A Std-1-10-20-30-40-50-60	A-Series aluminum bearings
	1	Rod Set	71-67	8-2555A 10X2 10X2-20X2-30X2-40X2	A-Series aluminum bearings ; Use in .002" O/S Rod Bore
	1	Rod Set	71-67	8-2555CA 60 60	Unplated & resizeable
	1	Rod Set	71-67	8-2555CP 10X2 + 10X2-20X2	Use in .002" O/S Rod Bore; Overplated copper-lead alloy; Superseded - When depleted use 8-2555A 10X2
	8	Rod Pair	71-67	2555A Std-1-2-10-20-30-40-50-60	A-Series aluminum bearings
	8	Rod Pair	71-67	2555CP Std-1-2-10-20-30-40-50	Overplated copper-lead alloy
	8	Rod Pair	71-67	2555CA 60 60	Unplated & resizeable
	8	Rod Pair	71-67	2555CP 10X2 + 10X2-20X2	Use in .002" O/S Rod Bore; Superseded - When depleted use 2555A 10X2
	1	Cam Set	71-67	1750M Std Only	2.030" housing bore
	1	Cam Set	71-67	1235M Std-1-10	Babbitt material; Full round design
	1	Cam Set	71-67	1749M Std Only	Bi-Metal Aluminum
QTY	OIL PUMP	YEARS	PART NO.	DESCRIPTION	
1	Oil Pump	71-69	224-4146	Exc. Chevrolet Corvette Base; 5/8" inlet	
1	Oil Pump	71-69	224-4146A	Chevrolet Corvette Base; High Pressure; 5/8" inlet	
1	Oil Pump	71-67	224-4143	High Volume, check pan for clearance; 5/8" inlet; Use shaft w/steel guide	
1	Oil Pump	68-67	224-4146	5/8" inlet	
1	Inter. Shaft	71-67	224-6146E	Has steel shaft guide; Eliminates nylon shaft guide	
1	Inter. Shaft	71-67	224-6146	Use w/nylon shaft guide	
1	Oil Pump Shaft Guide	71-67	224-43343	Nylon	
1	Screen Assy.	71-69	224-14227	Chevrolet Corvette Base; 5/8" inlet tube	
QTY	GASKETS	YEARS	PART NO.	DESCRIPTION	
1	Kit Gasket Set	71-67	260-1079	Premium set; Hi-Perf.; Header gskts. incl.; Complete set	
1	Kit Gasket Set	71-67	260-1000	VINTAGE; Head bolts not incl.	
1	Kit Gasket Set	71-67	260-1000AT	VINTAGE; Head bolts not incl.; PermaDryPlus® valve cover & oil pan gskts. incl.; PermaDryPlus® water outlet gskt. incl.	
2	Head Bolt Set	71-67	260-2500 Std Only	Replacement recommended	
QTY	FREEZE PLUGS	YEARS	PART NO.	DESCRIPTION	
1	Brass Block Plug Kit	71-68	381-8007		
1	Steel Block Plug Kit	71-67	381-4011		
1	Brass Deep Cup Freeze Plug	71-68	381-9001	VINTAGE; 1.625" Diameter	
1	Steel Deep Cup Freeze Plug	71-68	381-3095	0.500" Diameter	
1	Steel Deep Cup Freeze Plug	71-67	381-3095	0.500" Diameter	
1	Steel Deep Cup Freeze Plug	71-67	381-3041	1.625" Diameter	
1	Steel Shallow Cup Freeze Plug	71-68	381-2078	2.109" Diameter	
1	Steel Shallow Cup Freeze Plug	71-67	381-2078	2.109" Diameter	

350 5.7L (5736cc) OHV V8 (16 Valve) (Buick), 3.8" Bore (GMC Eng.), 2 Bbl. "VIN H" 1977-1972 316

	TIMING	YEARS	PART NO.	DESCRIPTION	
VALVE TRAIN	QTY				
	1	3 Piece Set	77-72	KT3-359S	VINTAGE; (1) 222-359; (1) 223-323; (1) 223-334
	1	Timing Chain	77-72	222-359	54 Links
	1	Crank Sprocket	77-72	223-323	20 Teeth
	QTY	CAMSHAFT/LIFTER	YEARS	PART NO.	DESCRIPTION
	1	Camshaft	75	CS-647	VINTAGE; Hydraulic, (050) Duration at .050 Lobe Lift, 208 Exh., 189 Int., 112 Degrees Lobe Separation
	1	Camshaft	74	CS-647	VINTAGE; Exc. Calif. Emis.; Hydraulic, (050) Duration at .050 Lobe Lift, 208 Exh., 189 Int., 112 Degrees Lobe Separation
	1	Camshaft	73-72	CS-647	VINTAGE; Hydraulic, (050) Duration at .050 Lobe Lift, 208 Exh., 189 Int., 112 Degrees Lobe Separation
	1	Prelube		55-403 Std Only	1.5 oz. packet
	1	Prelube		55-400 Std Only	4 oz. bottle; 1.5 oz. packet No. 55-403 also avail.
	16	Lifter	77-72	HT-969 Std Only	Hyd.; w/.440" wide oil groove
	16	Lifter	77-72	HT-969R Std Only	Speed-Pro Hi-Revolution Hyd.
	16	Lifter, Bulk	77-72	HT-969B Std Only	Hyd.; Carton of 128
	16	Lifter, Bulk	77-72	HT-969RB Std Only	Speed-Pro Hi-Revolution Hyd.; Carton of 128
	QTY	PUSH ROD	YEARS	PART NO.	DESCRIPTION
	16	Push Rod	77-72	RP-3180 Std Only	9.6800" O.A.L.
16	Push Rod	77-72	RP-3214R Std Only	Chrome-Moly; 9.6800" O.A.L.	
16	Push Rod, Bulk	77-72	BRP-3180 Std Only	Carton of 100; 9.6800" O.A.L.	

(continued on next page)

GM Car (Incl. Buick, Cad., Chev., Olds., Pontiac)

316 350 5.7L (5736cc) OHV V8 (16 Valve) (Buick), 3.8" Bore (GMC Eng.), 2 Bbl. "VIN H" 1977-1972
(cont.)

	QTY	ROCKER PARTS	YEARS	PART NO.	DESCRIPTION
VALVE TRAIN	8	Arm Assy.	77-72	R-870 Std Only	Loc. L.H.; Incl. arm & retainer; Stamped steel
	8	Arm	77-72	R-870W Std Only	Loc. L.H.; Stamped steel
	8	Retainer	77-72	MR-1829 Std Only	Loc. L.H.
	8	VALVE GUIDE	YEARS	PART NO.	DESCRIPTION
	8	Guide	77-72	VG-5062 Std Only	Loc. Int.; Plain; 0.3735" ID, 2.3800" O.A.L
	8	VALVE SPRING	YEARS	PART NO.	DESCRIPTION
	8	Spring	77-72	VS-711 Std Only	VINTAGE; Loc. Int.; 2.1000" Free Height
	8	Spring	74-72	VS-711 Std Only	VINTAGE; Loc. Exh.; 2.1000" Free Height
	16	VALVE SEAL	YEARS	PART NO.	DESCRIPTION
	16	Valve Stem Seal	77-72	ST-2002 Std Only	Installation requires valve guide machining; (PLY) Polyacrylate
16	Valve Stem Seal Bulk	77-72	ST-2002BC Std Only	Positive type; Installation requires valve guide machining; Carton of 100; (PLY) Polyacrylate	
8	VALVE SEAT	YEARS	PART NO.	DESCRIPTION	
8	Seat	77-72	245-1625-1 Std Only	Loc. Exh.; 1.6300" OD, 1.3750" ID, 0.2160" Depth	
8	Seat	77-72	245-1625-1N Std Only	Loc. Exh.; Premium Material; 1.6300" OD, 1.3750" ID, 0.2160" Depth	
8	Seat	77-72	245-2000-1 Std Only	Loc. Int.; 2.0055" OD, 1.7500" ID, 0.2160" Depth	
32	VALVE, MISC	YEARS	PART NO.	DESCRIPTION	
16	Keeper	77-72	VK-97 Std Only	VINTAGE; 1 groove; Square cut key groove	
16	Spring Insert	77-72	259-201B Std Only	.030"; Carton of 100	
16	Spring Insert	77-72	259-201A Std Only	.060"; Carton of 100	
16	Spring Insert	77-72	259-201ARS Std Only	.060"; Carton of 500	
BLOCK	8	PISTON	YEARS	PART NO.	DESCRIPTION
	8	Cast Piston	77-72	657P 30 30	VINTAGE; Cast; .9397" Pin Dia.; 2 Rings 5/64 Groove, 1 Ring 3/16 Groove, 1.800 CD, Recessed Head .245 deep x 3.050 dia.
	1	RINGS	YEARS	PART NO.	DESCRIPTION
	1	Premium Set	77-72	E-288KC 20 20-40	2-5/64, 1-3/16; Premium Chrome
	1	Premium Set	77-72	E-288K Std-20-30-40-60	2-5/64, 1-3/16; Premium Moly
	1	Standard Set	77-72	E-288X Std-20-30-40-60	2-5/64, 1-3/16; Iron
	1	ENGINE BEARINGS	YEARS	PART NO.	DESCRIPTION
	1	Main Set	77-72	4418M Std-10-20-30	VINTAGE
	1	Rod Set	77-72	8-2500RAA Std-10-20-30-40	A-Series aluminum bearings
	8	Rod Pair	77-72	2500RAA Std-2-10-20-30-40	A-Series aluminum bearings
	1	Cam Set	77-72	1422M Std Only	VINTAGE; w/oil hole
	1	OIL PUMP	YEARS	PART NO.	DESCRIPTION
	1	Pump Repair Kit	77-72	224-518	Gear type
	1	Pump Repair Kit	77-72	224-518V	High Volume; Installation may require timing cover removal
	1	Pump Repair Kit	77-72	224-518TP	Thrust plate kit; Provides new wear surface for scored or worn housing cover; Contains necessary screws, gskts. and instructions
1	Pump Repair Kit	76	224-51382	Oldsmobile Omega Base, Brougham, F-85, SX	
1	Pump Repair Kit	75	224-51382	Oldsmobile Omega Base, Salon	
1	Screen Assy.	77-72	224-14242	VINTAGE	
1	GASKETS	YEARS	PART NO.	DESCRIPTION	
1	Kit Gasket Set	77-72	260-1012	Int. manifold gskt. not incl.; Premium valve stem seals incl.	
1	Valley Pan Gasket Set	77-72	260-4012		
1	FREEZE PLUGS	YEARS	PART NO.	DESCRIPTION	
1	Brass Block Plug Kit	77-72	381-8002	VINTAGE	
1	Brass Deep Cup Freeze Plug	77-72	381-9002	1.500" Diameter, 0.375" Height	
1	Steel Deep Cup Freeze Plug	77-72	381-3054	19/32" Diameter	
1	Steel Shallow Cup Freeze Plug	77-72	381-2172	1.922" Diameter	

317 350 5.7L (5736cc) OHV V8 (16 Valve) (Buick), 3.8" Bore (GMC Eng.), 4 Bbl. "VIN J" 1977-1972

	QTY	TIMING	YEARS	PART NO.	DESCRIPTION
	1	3 Piece Set	77-72	KT3-359S	VINTAGE; (1) 222-359; (1) 223-323; (1) 223-334
	1	Timing Chain	77-72	222-359	54 Links
	1	Crank Sprocket	77-72	223-323	20 Teeth
	1	CAMSHAFT/LIFTER	YEARS	PART NO.	DESCRIPTION
	1	Camshaft	75	CS-647	VINTAGE; Hydraulic, (050) Duration at .050 Lobe Lift, 208 Exh., 189 Int., 112 Degrees Lobe Separation
	1	Camshaft	74	CS-647	VINTAGE; Exc. Calif. Emis.; Hydraulic, (050) Duration at .050 Lobe Lift, 208 Exh., 189 Int., 112 Degrees Lobe Separation
	1	Camshaft	73-72	CS-647	VINTAGE; Hydraulic, (050) Duration at .050 Lobe Lift, 208 Exh., 189 Int., 112 Degrees Lobe Separation

(continued on next page)

GM Car (Incl. Buick, Cad., Chev., Olds., Pontiac)

350 5.7L (5736cc) OHV V8 (16 Valve) (Buick), 3.8" Bore (GMC Eng.), 4 Bbl. "VIN J" 1977-1972 317
(cont.)

	CAMSHAFT/LIFTER	YEARS	PART NO.	DESCRIPTION	
VALVE TRAIN	QTY (cont.)				
	1		55-403 Std Only	1.5 oz. packet	
	1		55-400 Std Only	4 oz. bottle; 1.5 oz. packet No. 55-403 also avail.	
	16	77-72	HT-969 Std Only	Hyd.; w/.440" wide oil groove	
	16	77-72	HT-969R Std Only	Speed-Pro Hi-Revolution Hyd.	
	16	77-72	HT-969B Std Only	Hyd.; Carton of 128	
	16	77-72	HT-969RB Std Only	Speed-Pro Hi-Revolution Hyd.; Carton of 128	
	QTY	PUSH ROD	YEARS	PART NO.	DESCRIPTION
	16	Push Rod	77-72	RP-3180 Std Only	9.6800" O.A.L.
	16	Push Rod	77-72	RP-3214R Std Only	Chrome-Moly; 9.6800" O.A.L.
	16	Push Rod, Bulk	77-72	BRP-3180 Std Only	Carton of 100; 9.6800" O.A.L.
	QTY	ROCKER PARTS	YEARS	PART NO.	DESCRIPTION
	8	Arm Assy.	77-72	R-870 Std Only	Loc. L.H.; Incl. arm & retainer; Stamped steel
	8	Arm	77-72	R-870W Std Only	Loc. L.H.; Stamped steel
	8	Retainer	77-72	MR-1829 Std Only	Loc. L.H.
	QTY	VALVE GUIDE	YEARS	PART NO.	DESCRIPTION
8	Guide	77-72	VG-5062 Std Only	Loc. Int.; Plain; 0.3735" ID, 2.3800" O.A.L.	
QTY	VALVE SPRING	YEARS	PART NO.	DESCRIPTION	
8	Spring	77-72	VS-711 Std Only	VINTAGE; Loc. Int.; 2.1000" Free Height	
8	Spring	74-72	VS-711 Std Only	VINTAGE; Loc. Exh.; 2.1000" Free Height	
QTY	VALVE SEAL	YEARS	PART NO.	DESCRIPTION	
16	Valve Stem Seal	77-72	ST-2002 Std Only	Installation requires valve guide machining; (PLY) Polyacrylate	
16	Valve Stem Seal Bulk	77-72	ST-2002BC Std Only	Positive type; Installation requires valve guide machining; Carton of 100; (PLY) Polyacrylate	
QTY	VALVE SEAT	YEARS	PART NO.	DESCRIPTION	
8	Seat	77-72	245-1625-1 Std Only	Loc. Exh.; 1.6300" OD, 1.3750" ID, 0.2160" Depth	
8	Seat	77-72	245-1625-1N Std Only	Loc. Exh.; Premium Material; 1.6300" OD, 1.3750" ID, 0.2160" Depth	
8	Seat	77-72	245-2000-1 Std Only	Loc. Int.; 2.0055" OD, 1.7500" ID, 0.2160" Depth	
QTY	VALVE, MISC	YEARS	PART NO.	DESCRIPTION	
32	Keeper	77-72	VK-97 Std Only	VINTAGE; 1 groove; Square cut key groove	
16	Spring Insert	77-72	259-201B Std Only	.030"; Carton of 100	
16	Spring Insert	77-72	259-201A Std Only	.060"; Carton of 100	
16	Spring Insert	77-72	259-201ARS Std Only	.060"; Carton of 500	
BLOCK	QTY	PISTON	YEARS	PART NO.	DESCRIPTION
	8	Cast Piston	77-72	657P 30 30	VINTAGE; Cast; .9397" Pin Dia.; 2 Rings 5/64 Groove, 1 Ring 3/16 Groove, 1.800 CD, Recessed Head .245 deep x 3.050 dia.
	QTY	RINGS	YEARS	PART NO.	DESCRIPTION
	1	Premium Set	77-72	E-288KC 20 20-40	2-5/64, 1-3/16; Premium Chrome
	1	Premium Set	77-72	E-288K Std-20-30-40-60	2-5/64, 1-3/16; Premium Moly
	1	Standard Set	77-72	E-288X Std-20-30-40-60	2-5/64, 1-3/16; Iron
	QTY	ENGINE BEARINGS	YEARS	PART NO.	DESCRIPTION
	1	Main Set	77-72	4418M Std-10-20-30	VINTAGE
	1	Rod Set	77-72	8-2500RAA Std-10-20-30-40	A-Series aluminum bearings
	8	Rod Pair	77-72	2500RAA Std-2-10-20-30-40	A-Series aluminum bearings
	1	Cam Set	77-72	1422M Std Only	VINTAGE; w/oil hole
	QTY	OIL PUMP	YEARS	PART NO.	DESCRIPTION
	1	Pump Repair Kit	77-72	224-518	Gear type
	1	Pump Repair Kit	77-72	224-518V	High Volume; Installation may require timing cover removal
	1	Pump Repair Kit	77-72	224-518TP	Thrust plate kit; Provides new wear surface for scored or worn housing cover; Contains necessary screws, gskts. and instructions
	1	Pump Repair Kit	76	224-51382	Oldsmobile Omega Base, Brougham, F-85, SX
1	Pump Repair Kit	75	224-51382	Oldsmobile Omega Base, Salon	
1	Screen Assy.	77-72	224-14242	VINTAGE	
QTY	GASKETS	YEARS	PART NO.	DESCRIPTION	
1	Kit Gasket Set	77-72	260-1012	Int. manifold gskt. not incl.; Premium valve stem seals incl.	
1	Valley Pan Gasket Set	77-72	260-4012		
QTY	FREEZE PLUGS	YEARS	PART NO.	DESCRIPTION	
1	Brass Block Plug Kit	77-72	381-8002	VINTAGE	
1	Brass Deep Cup Freeze Plug	77-72	381-9002	1.500" Diameter, 0.375" Height	
1	Steel Deep Cup Freeze Plug	77-72	381-3054	19/32" Diameter	
1	Steel Shallow Cup Freeze Plug	77-72	381-2172	1.922" Diameter	

GM Car (Incl. Buick, Cad., Chev., Olds., Pontiac)

318 350 5.7L (5736cc) OHV V8 (16 Valve) (Buick), 3.8" Bore (GMC Eng.), 4 Bbl. "VIN K" 1972

QTY	TIMING	YEARS	PART NO.	DESCRIPTION
1	3 Piece Set	72	KT3-359S	VINTAGE; (1) 222-359; (1) 223-323; (1) 223-334
1	Timing Chain	72	222-359	54 Links
1	Crank Sprocket	72	223-323	20 Teeth
QTY	CAMSHAFT/LIFTER	YEARS	PART NO.	DESCRIPTION
1	Camshaft	72	CS-647	VINTAGE; Hydraulic, (050) Duration at .050 Lobe Lift, 208 Exh., 189 Int., 112 Degrees Lobe Separation
1	Prelube		55-403 Std Only	1.5 oz. packet
1	Prelube		55-400 Std Only	4 oz. bottle; 1.5 oz. packet No. 55-403 also avail.
16	Lifter	72	HT-969 Std Only	Hyd.; w/.440" wide oil groove
16	Lifter	72	HT-969R Std Only	Speed-Pro Hi-Revolution Hyd.
16	Lifter, Bulk	72	HT-969B Std Only	Hyd.; Carton of 128
16	Lifter, Bulk	72	HT-969RB Std Only	Speed-Pro Hi-Revolution Hyd.; Carton of 128
QTY	PUSH ROD	YEARS	PART NO.	DESCRIPTION
16	Push Rod	72	RP-3180 Std Only	9.6800" O.A.L.
16	Push Rod	72	RP-3214R Std Only	Chrome-Moly; 9.6800" O.A.L.
16	Push Rod, Bulk	72	BRP-3180 Std Only	Carton of 100; 9.6800" O.A.L.
QTY	ROCKER PARTS	YEARS	PART NO.	DESCRIPTION
8	Arm Assy.	72	R-870 Std Only	Loc. L.H.; Incl. arm & retainer; Stamped steel
8	Arm	72	R-870W Std Only	Loc. L.H.; Stamped steel
8	Retainer	72	MR-1829 Std Only	Loc. L.H.
QTY	VALVE GUIDE	YEARS	PART NO.	DESCRIPTION
8	Guide	72	VG-5062 Std Only	Loc. Int.; Plain; 0.3735" ID, 2.3800" O.A.L.
QTY	VALVE SPRING	YEARS	PART NO.	DESCRIPTION
8	Spring	72	VS-711 Std Only	VINTAGE; Loc. Exh.; 2.1000" Free Height
8	Spring	72	VS-711 Std Only	VINTAGE; Loc. Int.; 2.1000" Free Height
QTY	VALVE SEAL	YEARS	PART NO.	DESCRIPTION
16	Valve Stem Seal	72	ST-2002 Std Only	Installation requires valve guide machining; (PLY) Polyacrylate
16	Valve Stem Seal Bulk	72	ST-2002BC Std Only	Positive type; Installation requires valve guide machining; Carton of 100; (PLY) Polyacrylate
QTY	VALVE SEAT	YEARS	PART NO.	DESCRIPTION
8	Seat	72	245-1625-1 Std Only	Loc. Exh.; 1.6300" OD, 1.3750" ID, 0.2160" Depth
8	Seat	72	245-1625-1N Std Only	Loc. Exh.; Premium Material; 1.6300" OD, 1.3750" ID, 0.2160" Depth
8	Seat	72	245-2000-1 Std Only	Loc. Int.; 2.0055" OD, 1.7500" ID, 0.2160" Depth
QTY	VALVE, MISC	YEARS	PART NO.	DESCRIPTION
32	Keeper	72	VK-97 Std Only	VINTAGE; 1 groove; Square cut key groove
16	Spring Insert	72	259-201B Std Only	.030"; Carton of 100
16	Spring Insert	72	259-201A Std Only	.060"; Carton of 100
16	Spring Insert	72	259-201ARS Std Only	.060"; Carton of 500
QTY	PISTON	YEARS	PART NO.	DESCRIPTION
8	Cast Piston	72	657P 30 30	VINTAGE; Cast; .9397" Pin Dia.; 2 Rings 5/64 Groove, 1 Ring 3/16 Groove, 1.800 CD, Recessed Head .245 deep x 3.050 dia.
QTY	RINGS	YEARS	PART NO.	DESCRIPTION
1	Premium Set	72	E-288KC 20 20-40	2-5/64, 1-3/16; Premium Chrome
1	Premium Set	72	E-288K Std-20-30-40-60	2-5/64, 1-3/16; Premium Moly
1	Standard Set	72	E-288X Std-20-30-40-60	2-5/64, 1-3/16; Iron
QTY	ENGINE BEARINGS	YEARS	PART NO.	DESCRIPTION
1	Main Set	72	4418M Std-10-20-30	VINTAGE
1	Rod Set	72	8-2500RAA Std-10-20-30-40	A-Series aluminum bearings
8	Rod Pair	72	2500RAA Std-2-10-20-30-40	A-Series aluminum bearings
1	Cam Set	72	1422M Std Only	VINTAGE; w/oil hole
QTY	OIL PUMP	YEARS	PART NO.	DESCRIPTION
1	Pump Repair Kit	72	224-518	Gear type
1	Pump Repair Kit	72	224-518V	High Volume; Installation may require timing cover removal
1	Pump Repair Kit	72	224-518TP	Thrust plate kit; Provides new wear surface for scored or worn housing cover; Contains necessary screws, gskts. and instructions
1	Screen Assy.	72	224-14242	VINTAGE
QTY	GASKETS	YEARS	PART NO.	DESCRIPTION
1	Kit Gasket Set	72	260-1012	Int. manifold gskt. not incl.; Premium valve stem seals incl.
1	Valley Pan Gasket Set	72	260-4012	
QTY	FREEZE PLUGS	YEARS	PART NO.	DESCRIPTION
1	Brass Block Plug Kit	72	381-8002	VINTAGE
1	Brass Deep Cup Freeze Plug	72	381-9002	1.500" Diameter, 0.375" Height
1	Steel Deep Cup Freeze Plug	72	381-3054	19/32" Diameter

VALVE TRAIN

VALVE TRAIN

BLOCK

BLOCK

(continued on next page)

GM Car (Incl. Buick, Cad., Chev., Olds., Pontiac)

350 5.7L (5736cc) OHV V8 (16 Valve) (Buick), 3.8" Bore (GMC Eng.), 4 Bbl. "VIN K" 1972 318
(cont.)

QTY	FREEZE PLUGS (cont.)	YEARS	PART NO.	DESCRIPTION
1	Steel Shallow Cup Freeze Plug	72	381-2172	1.922" Diameter
350 5.7L (5736cc) OHV V8 (16 Valve) (Buick), 3.8" Bore (GMC Eng.), 4 Bbl. "VIN X" 1980-1978 319				
VALVE TRAIN				
QTY	TIMING	YEARS	PART NO.	DESCRIPTION
1	3 Piece Set	80-78	KT3-359S	VINTAGE; (1) 222-359; (1) 223-323; (1) 223-334
1	Timing Chain	80-78	222-359	54 Links
1	Crank Sprocket	80-78	223-323	20 Teeth
QTY	CAMSHAFT/LIFTER	YEARS	PART NO.	DESCRIPTION
16	Lifter	80-78	HT-969 Std Only	Hyd.; w/.440" wide oil groove
16	Lifter	80-78	HT-969R Std Only	Speed-Pro Hi-Revolution Hyd.
16	Lifter, Bulk	80-78	HT-969B Std Only	Hyd.; Carton of 128
16	Lifter, Bulk	80-78	HT-969RB Std Only	Speed-Pro Hi-Revolution Hyd.; Carton of 128
QTY	PUSH ROD	YEARS	PART NO.	DESCRIPTION
16	Push Rod	80-78	RP-3180 Std Only	9.6800" O.A.L.
16	Push Rod	80-78	RP-3214R Std Only	Chrome-Moly; 9.6800" O.A.L.
16	Push Rod, Bulk	80-78	BRP-3180 Std Only	Carton of 100; 9.6800" O.A.L.
QTY	ROCKER PARTS	YEARS	PART NO.	DESCRIPTION
8	Arm Assy.	80-78	R-870 Std Only	Loc. L.H.; Incl. arm & retainer; Stamped steel
8	Arm	80-78	R-870W Std Only	Loc. L.H.; Stamped steel
8	Retainer	80-78	MR-1829 Std Only	Loc. L.H.
QTY	VALVE GUIDE	YEARS	PART NO.	DESCRIPTION
8	Guide	80-78	VG-5062 Std Only	Loc. Int.; Plain; 0.3735" ID, 2.3800" O.A.L
QTY	VALVE SPRING	YEARS	PART NO.	DESCRIPTION
8	Spring	80-78	VS-711 Std Only	VINTAGE; Loc. Int.; 2.1000" Free Height
QTY	VALVE SEAL	YEARS	PART NO.	DESCRIPTION
16	Valve Stem Seal	80-78	ST-2002 Std Only	Installation requires valve guide machining; (PLY) Polyacrylate
16	Valve Stem Seal Bulk	80-78	ST-2002BC Std Only	Positive type; Installation requires valve guide machining; Carton of 100; (PLY) Polyacrylate
QTY	VALVE SEAT	YEARS	PART NO.	DESCRIPTION
8	Seat	80-78	245-1625-1 Std Only	Loc. Exh.; 1.6300" OD, 1.3750" ID, 0.2160" Depth
8	Seat	80-78	245-1625-1N Std Only	Loc. Exh.; Premium Material; 1.6300" OD, 1.3750" ID, 0.2160" Depth
8	Seat	80-78	245-2000-1 Std Only	Loc. Int.; 2.0055" OD, 1.7500" ID, 0.2160" Depth
QTY	VALVE, MISC	YEARS	PART NO.	DESCRIPTION
32	Keeper	80-78	VK-97 Std Only	VINTAGE; 1 groove; Square cut key groove
16	Spring Insert	80-78	259-201B Std Only	.030"; Carton of 100
16	Spring Insert	80-78	259-201A Std Only	.060"; Carton of 100
16	Spring Insert	80-78	259-201ARS Std Only	.060"; Carton of 500
QTY	PISTON	YEARS	PART NO.	DESCRIPTION
8	Cast Piston	80-78	657P 30 30	VINTAGE; Cast; .9397" Pin Dia.; 2 Rings 5/64 Groove, 1 Ring 3/16 Groove, 1.800 CD, Recessed Head .245 deep x 3.050 dia.
QTY	RINGS	YEARS	PART NO.	DESCRIPTION
1	Premium Set	80-78	E-288KC 20 20-40	2-5/64, 1-3/16; Premium Chrome
1	Premium Set	80-78	E-288K Std-20-30-40-60	2-5/64, 1-3/16; Premium Moly
1	Standard Set	80-78	E-288X Std-20-30-40-60	2-5/64, 1-3/16; Iron
QTY	ENGINE BEARINGS	YEARS	PART NO.	DESCRIPTION
1	Main Set	80-78	4418M Std-10-20-30	VINTAGE
1	Rod Set	80-78	8-2500RAA Std-10-20-30-40	A-Series aluminum bearings
8	Rod Pair	80-78	2500RAA Std-2-10-20-30-40	A-Series aluminum bearings
1	Cam Set	80-78	1422M Std Only	VINTAGE; w/oil hole
QTY	OIL PUMP	YEARS	PART NO.	DESCRIPTION
1	Pump Repair Kit	80	224-51382	Buick Electra Estate Wagon, Limited, Park Avenue, Estate Wagon Base, LeSabre Base, Limited I Pontiac Bonneville Brougham, Safari, Catalina Safari
1	Pump Repair Kit	80-78	224-518	Gear type
1	Pump Repair Kit	80-78	224-518V	High Volume; Installation may require timing cover removal
1	Pump Repair Kit	80-78	224-518TP	Thrust plate kit; Provides new wear surface for scored or worn housing cover; Contains necessary screws, gskts. and instructions
1	Pump Repair Kit	79	224-51382	Buick Electra 225, Limited, Park Avenue, Estate Wagon Base, LeSabre Base, Limited I Pontiac Bonneville Base, Brougham, Safari, Catalina Base, Safari
1	Pump Repair Kit	78	224-51382	Exc. Buick Century Custom, Limited, Special, Sport, LeSabre Sport, Skylark Base, Custom, S, Sport I Pontiac Laurentian Base, Parisienne Base, Safari Base
BLOCK				

(continued on next page)

GM Car (Incl. Buick, Cad., Chev., Olds., Pontiac)

319 350 5.7L (5736cc) OHV V8 (16 Valve) (Buick), 3.8" Bore (GMC Eng.), 4 Bbl. "VIN X" 1980-1978
(cont.)

BLOCK	QTY	OIL PUMP (cont.)	YEARS	PART NO.	DESCRIPTION	BLOCK
	1	Screen Assy.	80-78	224-14242	VINTAGE	
	1	GASKETS	YEARS	PART NO.	DESCRIPTION	
	1	Kit Gasket Set	80-78	260-1012	Int. manifold gskt. not incl.; Premium valve stem seals incl.	
	1	Valley Pan Gasket Set	80-78	260-4012		
	1	FREEZE PLUGS	YEARS	PART NO.	DESCRIPTION	
	1	Brass Block Plug Kit	80-78	381-8002	VINTAGE	
	1	Brass Deep Cup Freeze Plug	80-78	381-9002	1.500" Diameter, 0.375" Height	
	1	Steel Deep Cup Freeze Plug	80-78	381-3054	19/32" Diameter	
	1	Steel Shallow Cup Freeze Plug	80-78	381-2172	1.922" Diameter	

320 350 5.7L (5736cc) OHV V8 (16 Valve) (Buick), 3.8" Bore (GMC Eng.), 2 Bbl. "Eng. Code PO" 1968

VALVE TRAIN	QTY	TIMING	YEARS	PART NO.	DESCRIPTION	VALVE TRAIN
	1	3 Piece Set	68	KT3-359S	VINTAGE; (1) 222-359; (1) 223-323; (1) 223-334	
	1	Timing Chain	68	222-359	54 Links	
	1	Crank Sprocket	68	223-323	20 Teeth	
	1	CAMSHAFT/LIFTER	YEARS	PART NO.	DESCRIPTION	
	1	Camshaft	68	CS-647	VINTAGE; Hydraulic, (050) Duration at .050 Lobe Lift, 208 Exh., 189 Int., 112 Degrees Lobe Separation	
	1	Prelube		55-403 Std Only	1.5 oz. packet	
	1	Prelube		55-400 Std Only	4 oz. bottle; 1.5 oz. packet No. 55-403 also avail.	
	16	Lifter	68	HT-969 Std Only	Use w/hollow push rods; Hyd.; w/.440" wide oil groove	
	16	Lifter	68	HT-896 Std Only	VINTAGE; Use w/solid push rods; Hyd.	
	16	Lifter, Bulk	68	HT-969B Std Only	Use w/hollow push rods; Hyd.; Carton of 128	
	16	Lifter, Bulk	68	HT-896B Std Only	VINTAGE; Use w/solid push rods; Hyd.; Carton of 126	
	8	VALVE GUIDE	YEARS	PART NO.	DESCRIPTION	
	8	Guide	68	VG-5062 Std Only	Loc. Int.; Plain; 0.3735" ID, 2.3800" O.A.L	
	8	VALVE SPRING	YEARS	PART NO.	DESCRIPTION	
	8	Spring	68	VS-711 Std Only	VINTAGE; Loc. Exh.; 2.1000" Free Height	
	8	Spring	68	VS-711 Std Only	VINTAGE; Loc. Int.; 2.1000" Free Height	
	16	VALVE SEAL	YEARS	PART NO.	DESCRIPTION	
	16	Valve Stem Seal	68	ST-2002 Std Only	Installation requires valve guide machining; (PLY) Polyacrylate	
	16	Valve Stem Seal Bulk	68	ST-2002BC Std Only	Positive type; Installation requires valve guide machining; Carton of 100; (PLY) Polyacrylate	
	8	VALVE SEAT	YEARS	PART NO.	DESCRIPTION	
	8	Seat	68	245-1625-1 Std Only	Loc. Exh.; 1.6300" OD, 1.3750" ID, 0.2160" Depth	
	8	Seat	68	245-1625-1N Std Only	Loc. Exh.; Premium Material; 1.6300" OD, 1.3750" ID, 0.2160" Depth	
	8	Seat	68	245-2000-1 Std Only	Loc. Int.; 2.0055" OD, 1.7500" ID, 0.2160" Depth	
	32	VALVE, MISC	YEARS	PART NO.	DESCRIPTION	
	16	Keeper	68	VK-97 Std Only	VINTAGE; 1 groove; Square cut key groove	
	16	Spring Insert	68	259-201B Std Only	.030"; Carton of 100	
	16	Spring Insert	68	259-201A Std Only	.060"; Carton of 100	
	16	Spring Insert	68	259-201ARS Std Only	.060"; Carton of 500	
	1	RINGS	YEARS	PART NO.	DESCRIPTION	
	1	Premium Set	68	E-288KC 20 20-40	2-5/64, 1-3/16; Premium Chrome	
	1	Premium Set	68	E-288K Std-20-30-40-60	2-5/64, 1-3/16; Premium Moly	
	1	Standard Set	68	E-288X Std-20-30-40-60	2-5/64, 1-3/16; Iron	
	1	ENGINE BEARINGS	YEARS	PART NO.	DESCRIPTION	
	1	Main Set	68	4418M Std-10-20-30	VINTAGE	
	1	Rod Set	68	8-2500RAA Std-10-20-30-40	A-Series aluminum bearings	
	8	Rod Pair	68	2500RAA Std-2-10-20-30-40	A-Series aluminum bearings	
	1	Cam Set	68	1422M Std Only	VINTAGE; w/oil hole	
	1	OIL PUMP	YEARS	PART NO.	DESCRIPTION	
	1	Pump Repair Kit	68	224-518	Gear type	
	1	Pump Repair Kit	68	224-518V	High Volume; Installation may require timing cover removal	
	1	Pump Repair Kit	68	224-518TP	Thrust plate kit; Provides new wear surface for scored or worn housing cover; Contains necessary screws, gskts. and instructions	
	1	GASKETS	YEARS	PART NO.	DESCRIPTION	
	1	Kit Gasket Set	68	260-1012	Int. manifold gskt. not incl.; Premium valve stem seals incl.	
	1	Valley Pan Gasket Set	68	260-4012		
	1	FREEZE PLUGS	YEARS	PART NO.	DESCRIPTION	
	1	Brass Block Plug Kit	68	381-8002	VINTAGE	
	1	Brass Deep Cup Freeze Plug	68	381-9002	1.500" Diameter, 0.375" Height	
	1	Steel Deep Cup Freeze Plug	68	381-3054	19/32" Diameter	

(continued on next page)

GM Car (Incl. Buick, Cad., Chev., Olds., Pontiac)

350 5.7L (5736cc) OHV V8 (16 Valve) (Buick), 3.8" Bore (GMC Eng.), 2 Bbl. "Eng. Code PO" 1968 320
(cont.)

QTY	FREEZE PLUGS (cont.)	YEARS	PART NO.	DESCRIPTION
1	Steel Shallow Cup Freeze Plug	68	381-2172	1.922" Diameter
350 5.7L (5736cc) OHV V8 (16 Valve) (Buick), 3.8" Bore (GMC Eng.), 4 Bbl. "Eng. Code PP" 1968 321				
VALVE TRAIN				
QTY	TIMING	YEARS	PART NO.	DESCRIPTION
1	3 Piece Set	68	KT3-359S	VINTAGE; (1) 222-359; (1) 223-323; (1) 223-334
1	Timing Chain	68	222-359	54 Links
1	Crank Sprocket	68	223-323	20 Teeth
QTY	CAMSHAFT/LIFTER	YEARS	PART NO.	DESCRIPTION
1	Camshaft	68	CS-647	VINTAGE; Hydraulic, (050) Duration at .050 Lobe Lift, 208 Exh., 189 Int., 112 Degrees Lobe Separation
1	Prelube		55-403 Std Only	1.5 oz. packet
1	Prelube		55-400 Std Only	4 oz. bottle; 1.5 oz. packet No. 55-403 also avail.
16	Lifter	68	HT-969 Std Only	Use w/hollow push rods; Hyd.; w/.440" wide oil groove
16	Lifter	68	HT-896 Std Only	VINTAGE; Use w/solid push rods; Hyd.
16	Lifter, Bulk	68	HT-969B Std Only	Use w/hollow push rods; Hyd.; Carton of 128
16	Lifter, Bulk	68	HT-896B Std Only	VINTAGE; Use w/solid push rods; Hyd.; Carton of 126
QTY	VALVE GUIDE	YEARS	PART NO.	DESCRIPTION
8	Guide	68	VG-5062 Std Only	Loc. Int.; Plain; 0.3735" ID, 2.3800" O.A.L
QTY	VALVE SPRING	YEARS	PART NO.	DESCRIPTION
8	Spring	68	VS-711 Std Only	VINTAGE; Loc. Exh.; 2.1000" Free Height
8	Spring	68	VS-711 Std Only	VINTAGE; Loc. Int.; 2.1000" Free Height
QTY	VALVE SEAL	YEARS	PART NO.	DESCRIPTION
16	Valve Stem Seal	68	ST-2002 Std Only	Installation requires valve guide machining; (PLY) Polyacrylate
16	Valve Stem Seal Bulk	68	ST-2002BC Std Only	Positive type; Installation requires valve guide machining; Carton of 100; (PLY) Polyacrylate
QTY	VALVE SEAT	YEARS	PART NO.	DESCRIPTION
8	Seat	68	245-1625-1 Std Only	Loc. Exh.; 1.6300" OD, 1.3750" ID, 0.2160" Depth
8	Seat	68	245-1625-1N Std Only	Loc. Exh.; Premium Material; 1.6300" OD, 1.3750" ID, 0.2160" Depth
8	Seat	68	245-2000-1 Std Only	Loc. Int.; 2.0055" OD, 1.7500" ID, 0.2160" Depth
QTY	VALVE, MISC	YEARS	PART NO.	DESCRIPTION
32	Keeper	68	VK-97 Std Only	VINTAGE; 1 groove; Square cut key groove
16	Spring Insert	68	259-201B Std Only	.030"; Carton of 100
16	Spring Insert	68	259-201A Std Only	.060"; Carton of 100
16	Spring Insert	68	259-201ARS Std Only	.060"; Carton of 500
QTY	PISTON	YEARS	PART NO.	DESCRIPTION
8	Cast Piston	68	340P 30 30-40	VINTAGE; High comp.; Cast; .9397" Pin Dia.; 2 Rings 5/64 Groove, 1 Ring 3/16 Groove, 1.835 CD, Recessed Head .085 deep x 3.050 dia. - 10.0:1 C.R.
8	Cast Piston - Individual	68	W340P 30 30-40	VINTAGE; High comp.; Cast; .9397" Pin Dia.; 2 Rings 5/64 Groove, 1 Ring 3/16 Groove, 1.835 CD, Recessed Head .085 deep x 3.050 dia. - 10.0:1 C.R.
QTY	RINGS	YEARS	PART NO.	DESCRIPTION
1	Premium Set	68	E-288KC 20 20-40	2-5/64, 1-3/16; Premium Chrome
1	Premium Set	68	E-288K Std-20-30-40-60	2-5/64, 1-3/16; Premium Moly
1	Standard Set	68	E-288X Std-20-30-40-60	2-5/64, 1-3/16; Iron
QTY	ENGINE BEARINGS	YEARS	PART NO.	DESCRIPTION
1	Main Set	68	4418M Std-10-20-30	VINTAGE
1	Rod Set	68	8-2500RAA Std-10-20-30-40	A-Series aluminum bearings
8	Rod Pair	68	2500RAA Std-2-10-20-30-40	A-Series aluminum bearings
1	Cam Set	68	1422M Std Only	VINTAGE; w/oil hole
QTY	OIL PUMP	YEARS	PART NO.	DESCRIPTION
1	Pump Repair Kit	68	224-518	Gear type
1	Pump Repair Kit	68	224-518V	High Volume; Installation may require timing cover removal
1	Pump Repair Kit	68	224-518TP	Thrust plate kit; Provides new wear surface for scored or worn housing cover; Contains necessary screws, gskts. and instructions
QTY	GASKETS	YEARS	PART NO.	DESCRIPTION
1	Kit Gasket Set	68	260-1012	Int. manifold gskt. not incl.; Premium valve stem seals incl.
1	Valley Pan Gasket Set	68	260-4012	
QTY	FREEZE PLUGS	YEARS	PART NO.	DESCRIPTION
1	Brass Block Plug Kit	68	381-8002	VINTAGE
1	Brass Deep Cup Freeze Plug	68	381-9002	1.500" Diameter, 0.375" Height
1	Steel Deep Cup Freeze Plug	68	381-3054	19/32" Diameter
1	Steel Shallow Cup Freeze Plug	68	381-2172	1.922" Diameter
BLOCK				

GM Car (Incl. Buick, Cad., Chev., Olds., Pontiac)

322 350 5.7L (5736cc) OHV V8 (16 Valve) (Buick), 3.8" Bore (GMC Eng.), 2 Bbl. "Eng. Code RO" 1969

QTY	TIMING	YEARS	PART NO.	DESCRIPTION
1	3 Piece Set	69	KT3-359S	VINTAGE; (1) 222-359; (1) 223-323; (1) 223-334
1	Timing Chain	69	222-359	54 Links
1	Crank Sprocket	69	223-323	20 Teeth
QTY	CAMSHAFT/LIFTER	YEARS	PART NO.	DESCRIPTION
1	Camshaft	69	CS-647	VINTAGE; Hydraulic, (050) Duration at .050 Lobe Lift, 208 Exh., 189 Int., 112 Degrees Lobe Separation
1	Prelube		55-403 Std Only	1.5 oz. packet
1	Prelube		55-400 Std Only	4 oz. bottle; 1.5 oz. packet No. 55-403 also avail.
16	Lifter	69	HT-969 Std Only	Use w/hollow push rods; Hyd.; w/.440" wide oil groove
16	Lifter	69	HT-896 Std Only	VINTAGE; Use w/solid push rods; Hyd.
16	Lifter, Bulk	69	HT-969B Std Only	Use w/hollow push rods; Hyd.; Carton of 128
16	Lifter, Bulk	69	HT-896B Std Only	VINTAGE; Use w/solid push rods; Hyd.; Carton of 126
QTY	VALVE GUIDE	YEARS	PART NO.	DESCRIPTION
8	Guide	69	VG-5062 Std Only	Loc. Int.; Plain; 0.3735" ID, 2.3800" O.A.L.
QTY	VALVE SPRING	YEARS	PART NO.	DESCRIPTION
8	Spring	69	VS-711 Std Only	VINTAGE; Loc. Exh.; 2.1000" Free Height
8	Spring	69	VS-711 Std Only	VINTAGE; Loc. Int.; 2.1000" Free Height
QTY	VALVE SEAL	YEARS	PART NO.	DESCRIPTION
16	Valve Stem Seal	69	ST-2002 Std Only	Installation requires valve guide machining; (PLY) Polyacrylate
16	Valve Stem Seal Bulk	69	ST-2002BC Std Only	Positive type; Installation requires valve guide machining; Carton of 100; (PLY) Polyacrylate
QTY	VALVE SEAT	YEARS	PART NO.	DESCRIPTION
8	Seat	69	245-1625-1 Std Only	Loc. Exh.; 1.6300" OD, 1.3750" ID, 0.2160" Depth
8	Seat	69	245-1625-1N Std Only	Loc. Exh.; Premium Material; 1.6300" OD, 1.3750" ID, 0.2160" Depth
8	Seat	69	245-2000-1 Std Only	Loc. Int.; 2.0055" OD, 1.7500" ID, 0.2160" Depth
QTY	VALVE, MISC	YEARS	PART NO.	DESCRIPTION
32	Keeper	69	VK-97 Std Only	VINTAGE; 1 groove; Square cut key groove
16	Spring Insert	69	259-201B Std Only	.030"; Carton of 100
16	Spring Insert	69	259-201A Std Only	.060"; Carton of 100
16	Spring Insert	69	259-201ARS Std Only	.060"; Carton of 500
QTY	RINGS	YEARS	PART NO.	DESCRIPTION
1	Premium Set	69	E-288KC 20 20-40	2-5/64, 1-3/16; Premium Chrome
1	Premium Set	69	E-288K Std-20-30-40-60	2-5/64, 1-3/16; Premium Moly
1	Standard Set	69	E-288X Std-20-30-40-60	2-5/64, 1-3/16; Iron
QTY	ENGINE BEARINGS	YEARS	PART NO.	DESCRIPTION
1	Main Set	69	4418M Std-10-20-30	VINTAGE
1	Rod Set	69	8-2500RAA Std-10-20-30-40	A-Series aluminum bearings
8	Rod Pair	69	2500RAA Std-2-10-20-30-40	A-Series aluminum bearings
1	Cam Set	69	1422M Std Only	VINTAGE; w/oil hole
QTY	OIL PUMP	YEARS	PART NO.	DESCRIPTION
1	Pump Repair Kit	69	224-518	Gear type
1	Pump Repair Kit	69	224-518V	High Volume; Installation may require timing cover removal
1	Pump Repair Kit	69	224-518TP	Thrust plate kit; Provides new wear surface for scored or worn housing cover; Contains necessary screws, gsks. and instructions
1	Screen Assy.	69	224-14242	VINTAGE
QTY	GASKETS	YEARS	PART NO.	DESCRIPTION
1	Kit Gasket Set	69	260-1012	Int. manifold gskt. not incl.; Premium valve stem seals incl.
1	Valley Pan Gasket Set	69	260-4012	
QTY	FREEZE PLUGS	YEARS	PART NO.	DESCRIPTION
1	Brass Block Plug Kit	69	381-8002	VINTAGE
1	Brass Deep Cup Freeze Plug	69	381-9002	1.500" Diameter, 0.375" Height
1	Steel Deep Cup Freeze Plug	69	381-3054	19/32" Diameter
1	Steel Shallow Cup Freeze Plug	69	381-2172	1.922" Diameter

323 350 5.7L (5736cc) OHV V8 (16 Valve) (Buick), 3.8" Bore (GMC Eng.), 4 Bbl. "Eng. Code RP" 1969

QTY	TIMING	YEARS	PART NO.	DESCRIPTION
1	3 Piece Set	69	KT3-359S	VINTAGE; (1) 222-359; (1) 223-323; (1) 223-334
1	Timing Chain	69	222-359	54 Links
1	Crank Sprocket	69	223-323	20 Teeth
QTY	CAMSHAFT/LIFTER	YEARS	PART NO.	DESCRIPTION
1	Camshaft	69	CS-647	VINTAGE; Hydraulic, (050) Duration at .050 Lobe Lift, 208 Exh., 189 Int., 112 Degrees Lobe Separation
1	Prelube		55-403 Std Only	1.5 oz. packet
1	Prelube		55-400 Std Only	4 oz. bottle; 1.5 oz. packet No. 55-403 also avail.
16	Lifter	69	HT-969 Std Only	Use w/hollow push rods; Hyd.; w/.440" wide oil groove

(continued on next page)

GM Car (Incl. Buick, Cad., Chev., Olds., Pontiac)

350 5.7L (5736cc) OHV V8 (16 Valve) (Buick), 3.8" Bore (GMC Eng.), 4 Bbl. "Eng. Code RP" 1969 323
(cont.)

VALVE TRAIN	QTY	CAMSHAFT/LIFTER	YEARS	PART NO.	DESCRIPTION
	16	Lifter	69	HT-896 Std Only	VINTAGE; Use w/solid push rods; Hyd.
	16	Lifter, Bulk	69	HT-969B Std Only	Use w/hollow push rods; Hyd.; Carton of 128
	16	Lifter, Bulk	69	HT-896B Std Only	VINTAGE; Use w/solid push rods; Hyd.; Carton of 126
	8	VALVE GUIDE Guide	69	VG-5062 Std Only	Loc. Int.; Plain; 0.3735" ID, 2.3800" O.A.L
	8	VALVE SPRING Spring	69	VS-711 Std Only	VINTAGE; Loc. Exh.; 2.1000" Free Height
	8	VALVE SPRING Spring	69	VS-711 Std Only	VINTAGE; Loc. Int.; 2.1000" Free Height
	16	VALVE SEAL Valve Stem Seal	69	ST-2002 Std Only	Installation requires valve guide machining; (PLY) Polyacrylate
	16	VALVE SEAL Valve Stem Seal Bulk	69	ST-2002BC Std Only	Positive type; Installation requires valve guide machining; Carton of 100; (PLY) Polyacrylate
	8	VALVE SEAT Seat	69	245-1625-1 Std Only	Loc. Exh.; 1.6300" OD, 1.3750" ID, 0.2160" Depth
	8	VALVE SEAT Seat	69	245-1625-1N Std Only	Loc. Exh.; Premium Material; 1.6300" OD, 1.3750" ID, 0.2160" Depth
	8	VALVE SEAT Seat	69	245-2000-1 Std Only	Loc. Int.; 2.0055" OD, 1.7500" ID, 0.2160" Depth
	32	VALVE, MISC Keeper	69	VK-97 Std Only	VINTAGE; 1 groove; Square cut key groove
	16	VALVE, MISC Spring Insert	69	259-201B Std Only	.030"; Carton of 100
	16	VALVE, MISC Spring Insert	69	259-201A Std Only	.060"; Carton of 100
	16	VALVE, MISC Spring Insert	69	259-201ARS Std Only	.060"; Carton of 500
	8	PISTON Cast Piston	69	340P 30 30-40	VINTAGE; High comp.; Cast; .9397" Pin Dia.; 2 Rings 5/64 Groove, 1 Ring 3/16 Groove, 1.835 CD, Recessed Head .085 deep x 3.050 dia. - 10.0:1 C.R.
	8	PISTON Cast Piston - Individual	69	W340P 30 30-40	VINTAGE; High comp.; Cast; .9397" Pin Dia.; 2 Rings 5/64 Groove, 1 Ring 3/16 Groove, 1.835 CD, Recessed Head .085 deep x 3.050 dia. - 10.0:1 C.R.
	1	RINGS Premium Set	69	E-288KC 20 20-40	2-5/64, 1-3/16; Premium Chrome
	1	RINGS Premium Set	69	E-288K Std-20-30-40-60	2-5/64, 1-3/16; Premium Moly
	1	RINGS Standard Set	69	E-288X Std-20-30-40-60	2-5/64, 1-3/16; Iron
	1	ENGINE BEARINGS Main Set	69	4418M Std-10-20-30	VINTAGE
	1	ENGINE BEARINGS Rod Set	69	8-2500RAA Std-10-20-30-40	A-Series aluminum bearings
	8	ENGINE BEARINGS Rod Pair	69	2500RAA Std-2-10-20-30-40	A-Series aluminum bearings
	1	ENGINE BEARINGS Cam Set	69	1422M Std Only	VINTAGE; w/oil hole
	1	OIL PUMP Pump Repair Kit	69	224-518	Gear type
	1	OIL PUMP Pump Repair Kit	69	224-518V	High Volume; Installation may require timing cover removal
	1	OIL PUMP Pump Repair Kit	69	224-518TP	Thrust plate kit; Provides new wear surface for scored or worn housing cover; Contains necessary screws, gsks. and instructions
	1	OIL PUMP Screen Assy.	69	224-14242	VINTAGE
	1	GASKETS Kit Gasket Set	69	260-1012	Int. manifold gskt. not incl.; Premium valve stem seals incl.
	1	GASKETS Valley Pan Gasket Set	69	260-4012	
	1	FREEZE PLUGS Brass Block Plug Kit	69	381-8002	VINTAGE
	1	FREEZE PLUGS Brass Deep Cup Freeze Plug	69	381-9002	1.500" Diameter, 0.375" Height
	1	FREEZE PLUGS Steel Deep Cup Freeze Plug	69	381-3054	19/32" Diameter
	1	FREEZE PLUGS Steel Shallow Cup Freeze Plug	69	381-2172	1.922" Diameter

350 5.7L (5736cc) OHV V8 (16 Valve) (Buick), 3.8" Bore (GMC Eng.), 4 Bbl. "Eng. Code SB" 1970 324

	1	TIMING 3 Piece Set	70	KT3-359S	VINTAGE; (1) 222-359; (1) 223-323; (1) 223-334
	1	TIMING Timing Chain	70	222-359	54 Links
	1	TIMING Crank Sprocket	70	223-323	20 Teeth
	1	CAMSHAFT/LIFTER Camshaft	70	CS-647	VINTAGE; Hydraulic, (050) Duration at .050 Lobe Lift, 208 Exh., 189 Int., 112 Degrees Lobe Separation
	1	PRELUBE Prelube		55-403 Std Only	1.5 oz. packet
	1	PRELUBE Prelube		55-400 Std Only	4 oz. bottle; 1.5 oz. packet No. 55-403 also avail.
	16	LIFTER Lifter	70	HT-969 Std Only	Hyd.; w/.440" wide oil groove

(continued on next page)

GM Car (Incl. Buick, Cad., Chev., Olds., Pontiac)

324 350 5.7L (5736cc) OHV V8 (16 Valve) (Buick), 3.8" Bore (GMC Eng.), 4 Bbl. "Eng. Code SB" 1970
(cont.)

	CAMSHAFT/LIFTER	YEARS	PART NO.	DESCRIPTION	
VALVE TRAIN	QTY (cont.)				
	16	Lifter	70	HT-969R Std Only	Speed-Pro Hi-Revolution Hyd.
	16	Lifter, Bulk	70	HT-969B Std Only	Hyd.; Carton of 128
	16	Lifter, Bulk	70	HT-969RB Std Only	Speed-Pro Hi-Revolution Hyd.; Carton of 128
	QTY	PUSH ROD	YEARS	PART NO.	DESCRIPTION
	16	Push Rod	70	RP-3180 Std Only	9.6800" O.A.L.
	16	Push Rod	70	RP-3214R Std Only	Chrome-Moly; 9.6800" O.A.L.
	16	Push Rod, Bulk	70	BRP-3180 Std Only	Carton of 100; 9.6800" O.A.L.
	QTY	ROCKER PARTS	YEARS	PART NO.	DESCRIPTION
	8	Arm Assy.	70	R-870 Std Only	Loc. L.H.; Incl. arm & retainer; Stamped steel
	8	Arm	70	R-870W Std Only	Loc. L.H.; Stamped steel
	8	Retainer	70	MR-1829 Std Only	Loc. L.H.
	QTY	VALVE GUIDE	YEARS	PART NO.	DESCRIPTION
	8	Guide	70	VG-5062 Std Only	Loc. Int.; Plain; 0.3735" ID, 2.3800" O.A.L.
	QTY	VALVE SPRING	YEARS	PART NO.	DESCRIPTION
	8	Spring	70	VS-711 Std Only	VINTAGE; Loc. Exh.; 2.1000" Free Height
8	Spring	70	VS-711 Std Only	VINTAGE; Loc. Int.; 2.1000" Free Height	
QTY	VALVE SEAL	YEARS	PART NO.	DESCRIPTION	
16	Valve Stem Seal	70	ST-2002 Std Only	Installation requires valve guide machining; (PLY) Polyacrylate	
16	Valve Stem Seal Bulk	70	ST-2002BC Std Only	Positive type; Installation requires valve guide machining; Carton of 100; (PLY) Polyacrylate	
QTY	VALVE SEAT	YEARS	PART NO.	DESCRIPTION	
8	Seat	70	245-1625-1 Std Only	Loc. Exh.; 1.6300" OD, 1.3750" ID, 0.2160" Depth	
8	Seat	70	245-1625-1N Std Only	Loc. Exh.; Premium Material; 1.6300" OD, 1.3750" ID, 0.2160" Depth	
8	Seat	70	245-2000-1 Std Only	Loc. Int.; 2.0055" OD, 1.7500" ID, 0.2160" Depth	
QTY	VALVE, MISC	YEARS	PART NO.	DESCRIPTION	
32	Keeper	70	VK-97 Std Only	VINTAGE; 1 groove; Square cut key groove	
16	Spring Insert	70	259-201B Std Only	.030"; Carton of 100	
16	Spring Insert	70	259-201A Std Only	.060"; Carton of 100	
16	Spring Insert	70	259-201ARS Std Only	.060"; Carton of 500	
BLOCK	QTY	PISTON	YEARS	PART NO.	DESCRIPTION
	8	Cast Piston	70	340P 30 30-40	VINTAGE; High comp.; Cast; .9397" Pin Dia.; 2 Rings 5/64 Groove, 1 Ring 3/16 Groove, 1.835 CD, Recessed Head .085 deep x 3.050 dia. - 10.0:1 C.R.
	8	Cast Piston - Individual	70	W340P 30 30-40	VINTAGE; High comp.; Cast; .9397" Pin Dia.; 2 Rings 5/64 Groove, 1 Ring 3/16 Groove, 1.835 CD, Recessed Head .085 deep x 3.050 dia. - 10.0:1 C.R.
	QTY	RINGS	YEARS	PART NO.	DESCRIPTION
	1	Premium Set	70	E-288KC 20 20-40	2-5/64, 1-3/16; Premium Chrome
	1	Premium Set	70	E-288K Std-20-30-40-60	2-5/64, 1-3/16; Premium Moly
	1	Standard Set	70	E-288X Std-20-30-40-60	2-5/64, 1-3/16; Iron
	QTY	ENGINE BEARINGS	YEARS	PART NO.	DESCRIPTION
	1	Main Set	70	4418M Std-10-20-30	VINTAGE
	1	Rod Set	70	8-2500RAA Std-10-20-30-40	A-Series aluminum bearings
	8	Rod Pair	70	2500RAA Std-2-10-20-30-40	A-Series aluminum bearings
	1	Cam Set	70	1422M Std Only	VINTAGE; w/oil hole
	QTY	OIL PUMP	YEARS	PART NO.	DESCRIPTION
	1	Pump Repair Kit	70	224-518	Gear type
	1	Pump Repair Kit	70	224-518V	High Volume; Installation may require timing cover removal
	1	Pump Repair Kit	70	224-518TP	Thrust plate kit; Provides new wear surface for scored or worn housing cover; Contains necessary screws, gskts. and instructions
1	Screen Assy.	70	224-14242	VINTAGE	
QTY	GASKETS	YEARS	PART NO.	DESCRIPTION	
1	Kit Gasket Set	70	260-1012	Int. manifold gskt. not incl.; Premium valve stem seals incl.	
1	Valley Pan Gasket Set	70	260-4012		
QTY	FREEZE PLUGS	YEARS	PART NO.	DESCRIPTION	
1	Brass Block Plug Kit	70	381-8002	VINTAGE	
1	Brass Deep Cup Freeze Plug	70	381-9002	1.500" Diameter, 0.375" Height	
1	Steel Deep Cup Freeze Plug	70	381-3054	19/32" Diameter	
1	Steel Shallow Cup Freeze Plug	70	381-2172	1.922" Diameter	

325 350 5.7L (5736cc) OHV V8 (16 Valve) (Buick), 3.8" Bore (GMC Eng.), 2 Bbl. "Eng. Code SO" 1970

QTY	TIMING	YEARS	PART NO.	DESCRIPTION
1	3 Piece Set	70	KT3-359S	VINTAGE; (1) 222-359; (1) 223-323; (1) 223-334

(continued on next page)

GM Car (Incl. Buick, Cad., Chev., Olds., Pontiac)

350 5.7L (5736cc) OHV V8 (16 Valve) (Buick), 3.8" Bore (GMC Eng.), 2 Bbl. "Eng. Code SO" 1970 325 (cont.)

QTY	TIMING (cont.)	YEARS	PART NO.	DESCRIPTION
1	Timing Chain	70	222-359	54 Links
1	Crank Sprocket	70	223-323	20 Teeth
QTY	CAMSHAFT/LIFTER	YEARS	PART NO.	DESCRIPTION
1	Camshaft	70	CS-647	VINTAGE; Hydraulic, (050) Duration at .050 Lobe Lift, 208 Exh., 189 Int., 112 Degrees Lobe Separation
1	Prelube		55-403 Std Only	1.5 oz. packet
1	Prelube		55-400 Std Only	4 oz. bottle; 1.5 oz. packet No. 55-403 also avail.
16	Lifter	70	HT-969 Std Only	Hyd.; w/.440" wide oil groove
16	Lifter	70	HT-969R Std Only	Speed-Pro Hi-Revolution Hyd.
16	Lifter, Bulk	70	HT-969B Std Only	Hyd.; Carton of 128
16	Lifter, Bulk	70	HT-969RB Std Only	Speed-Pro Hi-Revolution Hyd.; Carton of 128
QTY	PUSH ROD	YEARS	PART NO.	DESCRIPTION
16	Push Rod	70	RP-3180 Std Only	9.6800" O.A.L.
16	Push Rod	70	RP-3214R Std Only	Chrome-Moly; 9.6800" O.A.L.
16	Push Rod, Bulk	70	BRP-3180 Std Only	Carton of 100; 9.6800" O.A.L.
QTY	ROCKER PARTS	YEARS	PART NO.	DESCRIPTION
8	Arm Assy.	70	R-870 Std Only	Loc. L.H.; Incl. arm & retainer; Stamped steel
8	Arm	70	R-870W Std Only	Loc. L.H.; Stamped steel
8	Retainer	70	MR-1829 Std Only	Loc. L.H.
QTY	VALVE GUIDE	YEARS	PART NO.	DESCRIPTION
8	Guide	70	VG-5062 Std Only	Loc. Int.; Plain; 0.3735" ID, 2.3800" O.A.L
QTY	VALVE SPRING	YEARS	PART NO.	DESCRIPTION
8	Spring	70	VS-711 Std Only	VINTAGE; Loc. Exh.; 2.1000" Free Height
8	Spring	70	VS-711 Std Only	VINTAGE; Loc. Int.; 2.1000" Free Height
QTY	VALVE SEAL	YEARS	PART NO.	DESCRIPTION
16	Valve Stem Seal	70	ST-2002 Std Only	Installation requires valve guide machining; (PLY) Polyacrylate
16	Valve Stem Seal Bulk	70	ST-2002BC Std Only	Positive type; Installation requires valve guide machining; Carton of 100; (PLY) Polyacrylate
QTY	VALVE SEAT	YEARS	PART NO.	DESCRIPTION
8	Seat	70	245-1625-1 Std Only	Loc. Exh.; 1.6300" OD, 1.3750" ID, 0.2160" Depth
8	Seat	70	245-1625-1N Std Only	Loc. Exh.; Premium Material; 1.6300" OD, 1.3750" ID, 0.2160" Depth
8	Seat	70	245-2000-1 Std Only	Loc. Int.; 2.0055" OD, 1.7500" ID, 0.2160" Depth
QTY	VALVE, MISC	YEARS	PART NO.	DESCRIPTION
32	Keeper	70	VK-97 Std Only	VINTAGE; 1 groove; Square cut key groove
16	Spring Insert	70	259-201B Std Only	.030"; Carton of 100
16	Spring Insert	70	259-201A Std Only	.060"; Carton of 100
16	Spring Insert	70	259-201ARS Std Only	.060"; Carton of 500
QTY	RINGS	YEARS	PART NO.	DESCRIPTION
1	Premium Set	70	E-288KC 20	2-5/64, 1-3/16; Premium Chrome
1	Premium Set	70	E-288K	2-5/64, 1-3/16; Premium Moly
1	Standard Set	70	E-288X	2-5/64, 1-3/16; Iron
QTY	ENGINE BEARINGS	YEARS	PART NO.	DESCRIPTION
1	Main Set	70	4418M	Std-10-20-30 VINTAGE
1	Rod Set	70	8-2500RAA	Std-10-20-30-40 A-Series aluminum bearings
8	Rod Pair	70	2500RAA	Std-2-10-20-30-40 A-Series aluminum bearings
1	Cam Set	70	1422M	Std Only VINTAGE; w/oil hole
QTY	OIL PUMP	YEARS	PART NO.	DESCRIPTION
1	Pump Repair Kit	70	224-518	Gear type
1	Pump Repair Kit	70	224-518V	High Volume; Installation may require timing cover removal
1	Pump Repair Kit	70	224-518TP	Thrust plate kit; Provides new wear surface for scored or worn housing cover; Contains necessary screws, gsks. and instructions
1	Screen Assy.	70	224-14242	VINTAGE
QTY	GASKETS	YEARS	PART NO.	DESCRIPTION
1	Kit Gasket Set	70	260-1012	Int. manifold gskt. not incl.; Premium valve stem seals incl.
1	Valley Pan Gasket Set	70	260-4012	
QTY	FREEZE PLUGS	YEARS	PART NO.	DESCRIPTION
1	Brass Block Plug Kit	70	381-8002	VINTAGE
1	Brass Deep Cup Freeze Plug	70	381-9002	1.500" Diameter, 0.375" Height
1	Steel Deep Cup Freeze Plug	70	381-3054	19/32" Diameter
1	Steel Shallow Cup Freeze Plug	70	381-2172	1.922" Diameter

350 5.7L (5736cc) OHV V8 (16 Valve) (Buick), 3.8" Bore (GMC Eng.), 4 Bbl. "Eng. Code SP" 1970 326

QTY	TIMING	YEARS	PART NO.	DESCRIPTION
1	3 Piece Set	70	KT3-359S	VINTAGE; (1) 222-359; (1) 223-323; (1) 223-334

(continued on next page)

GM Car (Incl. Buick, Cad., Chev., Olds., Pontiac)

326 350 5.7L (5736cc) OHV V8 (16 Valve) (Buick), 3.8" Bore (GMC Eng.), 4 Bbl. "Eng. Code SP" 1970
(cont.)

QTY	TIMING (cont.)	YEARS	PART NO.	DESCRIPTION
1	Timing Chain	70	222-359	54 Links
1	Crank Sprocket	70	223-323	20 Teeth
QTY	CAMSHAFT/LIFTER	YEARS	PART NO.	DESCRIPTION
1	Camshaft	70	CS-647	VINTAGE; Hydraulic, (050) Duration at .050 Lobe Lift, 208 Exh., 189 Int., 112 Degrees Lobe Separation
1	Prelube		55-403 Std Only	1.5 oz. packet
1	Prelube		55-400 Std Only	4 oz. bottle; 1.5 oz. packet No. 55-403 also avail.
16	Lifter	70	HT-969 Std Only	Hyd.; w/.440" wide oil groove
16	Lifter	70	HT-969R Std Only	Speed-Pro Hi-Revolution Hyd.
16	Lifter, Bulk	70	HT-969B Std Only	Hyd.; Carton of 128
16	Lifter, Bulk	70	HT-969RB Std Only	Speed-Pro Hi-Revolution Hyd.; Carton of 128
QTY	PUSH ROD	YEARS	PART NO.	DESCRIPTION
16	Push Rod	70	RP-3180 Std Only	9.6800" O.A.L.
16	Push Rod	70	RP-3214R Std Only	Chrome-Moly; 9.6800" O.A.L.
16	Push Rod, Bulk	70	BRP-3180 Std Only	Carton of 100; 9.6800" O.A.L.
QTY	ROCKER PARTS	YEARS	PART NO.	DESCRIPTION
8	Arm Assy.	70	R-870 Std Only	Loc. L.H.; Incl. arm & retainer; Stamped steel
8	Arm	70	R-870W Std Only	Loc. L.H.; Stamped steel
8	Retainer	70	MR-1829 Std Only	Loc. L.H.
QTY	VALVE GUIDE	YEARS	PART NO.	DESCRIPTION
8	Guide	70	VG-5062 Std Only	Loc. Int.; Plain; 0.3735" ID, 2.3800" O.A.L
QTY	VALVE SPRING	YEARS	PART NO.	DESCRIPTION
8	Spring	70	VS-711 Std Only	VINTAGE; Loc. Exh.; 2.1000" Free Height
8	Spring	70	VS-711 Std Only	VINTAGE; Loc. Int.; 2.1000" Free Height
QTY	VALVE SEAL	YEARS	PART NO.	DESCRIPTION
16	Valve Stem Seal	70	ST-2002 Std Only	Installation requires valve guide machining; (PLY) Polyacrylate
16	Valve Stem Seal Bulk	70	ST-2002BC Std Only	Positive type; Installation requires valve guide machining; Carton of 100; (PLY) Polyacrylate
QTY	VALVE SEAT	YEARS	PART NO.	DESCRIPTION
8	Seat	70	245-1625-1 Std Only	Loc. Exh.; 1.6300" OD, 1.3750" ID, 0.2160" Depth
8	Seat	70	245-1625-1N Std Only	Loc. Exh.; Premium Material; 1.6300" OD, 1.3750" ID, 0.2160" Depth
8	Seat	70	245-2000-1 Std Only	Loc. Int.; 2.0055" OD, 1.7500" ID, 0.2160" Depth
QTY	VALVE, MISC	YEARS	PART NO.	DESCRIPTION
32	Keeper	70	VK-97 Std Only	VINTAGE; 1 groove; Square cut key groove
16	Spring Insert	70	259-201B Std Only	.030"; Carton of 100
16	Spring Insert	70	259-201A Std Only	.060"; Carton of 100
16	Spring Insert	70	259-201ARS Std Only	.060"; Carton of 500
QTY	PISTON	YEARS	PART NO.	DESCRIPTION
8	Cast Piston	70	340P 30 30-40	VINTAGE; High comp.; Cast; .9397" Pin Dia.; 2 Rings 5/64 Groove, 1 Ring 3/16 Groove, 1.835 CD, Recessed Head .085 deep x 3.050 dia. - 10.0:1 C.R.
8	Cast Piston - Individual	70	W340P 30 30-40	VINTAGE; High comp.; Cast; .9397" Pin Dia.; 2 Rings 5/64 Groove, 1 Ring 3/16 Groove, 1.835 CD, Recessed Head .085 deep x 3.050 dia. - 10.0:1 C.R.
QTY	RINGS	YEARS	PART NO.	DESCRIPTION
1	Premium Set	70	E-288KC 20 20-40	2-5/64, 1-3/16; Premium Chrome
1	Premium Set	70	E-288K Std-20-30-40-60	2-5/64, 1-3/16; Premium Moly
1	Standard Set	70	E-288X Std-20-30-40-60	2-5/64, 1-3/16; Iron
QTY	ENGINE BEARINGS	YEARS	PART NO.	DESCRIPTION
1	Main Set	70	4418M Std-10-20-30	VINTAGE
1	Rod Set	70	8-2500RAA Std-10-20-30-40	A-Series aluminum bearings
8	Rod Pair	70	2500RAA Std-2-10-20-30-40	A-Series aluminum bearings
1	Cam Set	70	1422M Std Only	VINTAGE; w/oil hole
QTY	OIL PUMP	YEARS	PART NO.	DESCRIPTION
1	Pump Repair Kit	70	224-518	Gear type
1	Pump Repair Kit	70	224-518V	High Volume; Installation may require timing cover removal
1	Pump Repair Kit	70	224-518TP	Thrust plate kit; Provides new wear surface for scored or worn housing cover; Contains necessary screws, gskts. and instructions
1	Screen Assy.	70	224-14242	VINTAGE
QTY	GASKETS	YEARS	PART NO.	DESCRIPTION
1	Kit Gasket Set	70	260-1012	Int. manifold gskt. not incl.; Premium valve stem seals incl.
1	Valley Pan Gasket Set	70	260-4012	
QTY	FREEZE PLUGS	YEARS	PART NO.	DESCRIPTION
1	Brass Block Plug Kit	70	381-8002	VINTAGE

VALVE TRAIN

VALVE TRAIN

BLOCK

BLOCK

(continued on next page)

GM Car (Incl. Buick, Cad., Chev., Olds., Pontiac)

350 5.7L (5736cc) OHV V8 (16 Valve) (Buick), 3.8" Bore (GMC Eng.), 4 Bbl. "Eng. Code SP" 1970 326
(cont.)

QTY	FREEZE PLUGS (cont.)	YEARS	PART NO.	DESCRIPTION
1	Brass Deep Cup Freeze Plug	70	381-9002	1.500" Diameter, 0.375" Height
1	Steel Deep Cup Freeze Plug	70	381-3054	19/32" Diameter
1	Steel Shallow Cup Freeze Plug	70	381-2172	1.922" Diameter

350 5.7L (5736cc) OHV V8 (16 Valve) (Buick), 3.8" Bore (GMC Eng.), 4 Bbl. "Eng. Code TB" 1971 327

QTY	TIMING	YEARS	PART NO.	DESCRIPTION
1	3 Piece Set	71	KT3-359S	VINTAGE; (1) 222-359; (1) 223-323; (1) 223-334
1	Timing Chain	71	222-359	54 Links
1	Crank Sprocket	71	223-323	20 Teeth

QTY	CAMSHAFT/LIFTER	YEARS	PART NO.	DESCRIPTION
1	Camshaft	71	CS-647	VINTAGE; Hydraulic, (050) Duration at .050 Lobe Lift, 208 Exh., 189 Int., 112 Degrees Lobe Separation
1	Prelube		55-403 Std Only	1.5 oz. packet
1	Prelube		55-400 Std Only	4 oz. bottle; 1.5 oz. packet No. 55-403 also avail.
16	Lifter	71	HT-969 Std Only	Hyd.; w/.440" wide oil groove
16	Lifter	71	HT-969R Std Only	Speed-Pro Hi-Revolution Hyd.
16	Lifter, Bulk	71	HT-969B Std Only	Hyd.; Carton of 128
16	Lifter, Bulk	71	HT-969RB Std Only	Speed-Pro Hi-Revolution Hyd.; Carton of 128

QTY	PUSH ROD	YEARS	PART NO.	DESCRIPTION
16	Push Rod	71	RP-3180 Std Only	9.6800" O.A.L.
16	Push Rod	71	RP-3214R Std Only	Chrome-Moly; 9.6800" O.A.L.
16	Push Rod, Bulk	71	BRP-3180 Std Only	Carton of 100; 9.6800" O.A.L.

QTY	ROCKER PARTS	YEARS	PART NO.	DESCRIPTION
8	Arm Assy.	71	R-870 Std Only	Loc. L.H.; Incl. arm & retainer; Stamped steel
8	Arm	71	R-870W Std Only	Loc. L.H.; Stamped steel
8	Retainer	71	MR-1829 Std Only	Loc. L.H.

QTY	VALVE GUIDE	YEARS	PART NO.	DESCRIPTION
8	Guide	71	VG-5062 Std Only	Loc. Int.; Plain; 0.3735" ID, 2.3800" O.A.L.

QTY	VALVE SPRING	YEARS	PART NO.	DESCRIPTION
8	Spring	71	VS-711 Std Only	VINTAGE; Loc. Int.; 2.1000" Free Height

QTY	VALVE SEAL	YEARS	PART NO.	DESCRIPTION
16	Valve Stem Seal	71	ST-2002 Std Only	Installation requires valve guide machining; (PLY) Polyacrylate
16	Valve Stem Seal Bulk	71	ST-2002BC Std Only	Positive type; Installation requires valve guide machining; Carton of 100; (PLY) Polyacrylate

QTY	VALVE SEAT	YEARS	PART NO.	DESCRIPTION
8	Seat	71	245-1625-1 Std Only	Loc. Exh.; 1.6300" OD, 1.3750" ID, 0.2160" Depth
8	Seat	71	245-1625-1N Std Only	Loc. Exh.; Premium Material; 1.6300" OD, 1.3750" ID, 0.2160" Depth
8	Seat	71	245-2000-1 Std Only	Loc. Int.; 2.0055" OD, 1.7500" ID, 0.2160" Depth

QTY	VALVE, MISC	YEARS	PART NO.	DESCRIPTION
32	Keeper	71	VK-97 Std Only	VINTAGE; 1 groove; Square cut key groove
16	Spring Insert	71	259-201B Std Only	.030"; Carton of 100
16	Spring Insert	71	259-201A Std Only	.060"; Carton of 100
16	Spring Insert	71	259-201ARS Std Only	.060"; Carton of 500

QTY	PISTON	YEARS	PART NO.	DESCRIPTION
8	Cast Piston	71	340P 30 30-40	VINTAGE; High comp.; Cast; .9397" Pin Dia.; 2 Rings 5/64 Groove, 1 Ring 3/16 Groove, 1.835 CD, Recessed Head .085 deep x 3.050 dia. - 10.0:1 C.R.
8	Cast Piston - Individual	71	W340P 30 30-40	VINTAGE; High comp.; Cast; .9397" Pin Dia.; 2 Rings 5/64 Groove, 1 Ring 3/16 Groove, 1.835 CD, Recessed Head .085 deep x 3.050 dia. - 10.0:1 C.R.

QTY	RINGS	YEARS	PART NO.	DESCRIPTION
1	Premium Set	71	E-288KC 20 20-40	2-5/64, 1-3/16; Premium Chrome
1	Premium Set	71	E-288K Std-20-30-40-60	2-5/64, 1-3/16; Premium Moly
1	Standard Set	71	E-288X Std-20-30-40-60	2-5/64, 1-3/16; Iron

QTY	ENGINE BEARINGS	YEARS	PART NO.	DESCRIPTION
1	Main Set	71	4418M Std-10-20-30	VINTAGE
1	Rod Set	71	8-2500RAA Std-10-20-30-40	A-Series aluminum bearings
8	Rod Pair	71	2500RAA Std-2-10-20-30-40	A-Series aluminum bearings
1	Cam Set	71	1422M Std Only	VINTAGE; w/oil hole

QTY	OIL PUMP	YEARS	PART NO.	DESCRIPTION
1	Pump Repair Kit	71	224-518	Gear type
1	Pump Repair Kit	71	224-518V	High Volume; Installation may require timing cover removal
1	Pump Repair Kit	71	224-518TP	Thrust plate kit; Provides new wear surface for scored or worn housing cover; Contains necessary screws, gskts. and instructions

(continued on next page)

GM Car (Incl. Buick, Cad., Chev., Olds., Pontiac)

327 350 5.7L (5736cc) OHV V8 (16 Valve) (Buick), 3.8" Bore (GMC Eng.), 4 Bbl. "Eng. Code TB" 1971
(cont.)

BLOCK	QTY	OIL PUMP (cont.)	YEARS	PART NO.	DESCRIPTION	BLOCK
	1	Screen Assy.	71	224-14242	VINTAGE	
	1	GASKETS	YEARS	PART NO.	DESCRIPTION	
	1	Kit Gasket Set	71	260-1012	Int. manifold gskt. not incl.; Premium valve stem seals incl.	
	1	Valley Pan Gasket Set	71	260-4012		
	1	FREEZE PLUGS	YEARS	PART NO.	DESCRIPTION	
	1	Brass Block Plug Kit	71	381-8002	VINTAGE	
	1	Brass Deep Cup Freeze Plug	71	381-9002	1.500" Diameter, 0.375" Height	
	1	Steel Deep Cup Freeze Plug	71	381-3054	19/32" Diameter	
	1	Steel Shallow Cup Freeze Plug	71	381-2172	1.922" Diameter	

328 350 5.7L (5736cc) OHV V8 (16 Valve) (Buick), 3.8" Bore (GMC Eng.), 2 Bbl. "Eng. Code TC" 1971

VALVE TRAIN	QTY	TIMING	YEARS	PART NO.	DESCRIPTION	VALVE TRAIN
	1	3 Piece Set	71	KT3-359S	VINTAGE; (1) 222-359; (1) 223-323; (1) 223-334	
	1	Timing Chain	71	222-359	54 Links	
	1	Crank Sprocket	71	223-323	20 Teeth	
	1	CAMSHAFT/LIFTER	YEARS	PART NO.	DESCRIPTION	
	1	Camshaft	71	CS-647	VINTAGE; Hydraulic, (050) Duration at .050 Lobe Lift, 208 Exh., 189 Int., 112 Degrees Lobe Separation	
	1	Prelube		55-403 Std Only	1.5 oz. packet	
	1	Prelube		55-400 Std Only	4 oz. bottle; 1.5 oz. packet No. 55-403 also avail.	
	16	Lifter	71	HT-969 Std Only	Hyd.; w/.440" wide oil groove	
	16	Lifter	71	HT-969R Std Only	Speed-Pro Hi-Revolution Hyd.	
	16	Lifter, Bulk	71	HT-969B Std Only	Hyd.; Carton of 128	
	16	Lifter, Bulk	71	HT-969RB Std Only	Speed-Pro Hi-Revolution Hyd.; Carton of 128	
	16	PUSH ROD	YEARS	PART NO.	DESCRIPTION	
	16	Push Rod	71	RP-3180 Std Only	9.6800" O.A.L.	
	16	Push Rod	71	RP-3214R Std Only	Chrome-Moly; 9.6800" O.A.L.	
	16	Push Rod, Bulk	71	BRP-3180 Std Only	Carton of 100; 9.6800" O.A.L.	
	8	ROCKER PARTS	YEARS	PART NO.	DESCRIPTION	
	8	Arm Assy.	71	R-870 Std Only	Loc. L.H.; Incl. arm & retainer; Stamped steel	
	8	Arm	71	R-870W Std Only	Loc. L.H.; Stamped steel	
	8	Retainer	71	MR-1829 Std Only	Loc. L.H.	
	8	VALVE GUIDE	YEARS	PART NO.	DESCRIPTION	
	8	Guide	71	VG-5062 Std Only	Loc. Int.; Plain; 0.3735" ID, 2.3800" O.A.L.	
	8	VALVE SPRING	YEARS	PART NO.	DESCRIPTION	
	8	Spring	71	VS-711 Std Only	VINTAGE; Loc. Int.; 2.1000" Free Height	
	16	VALVE SEAL	YEARS	PART NO.	DESCRIPTION	
	16	Valve Stem Seal	71	ST-2002 Std Only	Installation requires valve guide machining; (PLY) Polyacrylate	
	16	Valve Stem Seal Bulk	71	ST-2002BC Std Only	Positive type; Installation requires valve guide machining; Carton of 100; (PLY) Polyacrylate	
	8	VALVE SEAT	YEARS	PART NO.	DESCRIPTION	
	8	Seat	71	245-1625-1 Std Only	Loc. Exh.; 1.6300" OD, 1.3750" ID, 0.2160" Depth	
	8	Seat	71	245-1625-1N Std Only	Loc. Exh.; Premium Material; 1.6300" OD, 1.3750" ID, 0.2160" Depth	
	8	Seat	71	245-2000-1 Std Only	Loc. Int.; 2.0055" OD, 1.7500" ID, 0.2160" Depth	
	32	VALVE, MISC	YEARS	PART NO.	DESCRIPTION	
	16	Keeper	71	VK-97 Std Only	VINTAGE; 1 groove; Square cut key groove	
	16	Spring Insert	71	259-201B Std Only	.030"; Carton of 100	
	16	Spring Insert	71	259-201A Std Only	.060"; Carton of 100	
	16	Spring Insert	71	259-201ARS Std Only	.060"; Carton of 500	
	1	RINGS	YEARS	PART NO.	DESCRIPTION	
	1	Premium Set	71	E-288KC 20 20-40	2-5/64, 1-3/16; Premium Chrome	
	1	Premium Set	71	E-288K Std-20-30-40-60	2-5/64, 1-3/16; Premium Moly	
	1	Standard Set	71	E-288X Std-20-30-40-60	2-5/64, 1-3/16; Iron	
	1	ENGINE BEARINGS	YEARS	PART NO.	DESCRIPTION	
	1	Main Set	71	4418M Std-10-20-30	VINTAGE	
	1	Rod Set	71	8-2500RAA Std-10-20-30-40	A-Series aluminum bearings	
	8	Rod Pair	71	2500RAA Std-2-10-20-30-40	A-Series aluminum bearings	
	1	Cam Set	71	1422M Std Only	VINTAGE; w/oil hole	
	1	OIL PUMP	YEARS	PART NO.	DESCRIPTION	
	1	Pump Repair Kit	71	224-518	Gear type	
	1	Pump Repair Kit	71	224-518V	High Volume; Installation may require timing cover removal	
	1	Pump Repair Kit	71	224-518TP	Thrust plate kit; Provides new wear surface for scored or worn housing cover; Contains necessary screws, gskts. and instructions	

(continued on next page)

GM Car (Incl. Buick, Cad., Chev., Olds., Pontiac)

350 5.7L (5736cc) OHV V8 (16 Valve) (Buick), 3.8" Bore (GMC Eng.), 2 Bbl. "Eng. Code TC" 1971 328 (cont.)

BLOCK	QTY	OIL PUMP (cont.)	YEARS	PART NO.	DESCRIPTION	BLOCK
	1	Screen Assy.	71	224-14242	VINTAGE	
	1	GASKETS	YEARS	PART NO.	DESCRIPTION	
	1	Kit Gasket Set	71	260-1012	Int. manifold gskt. not incl.; Premium valve stem seals incl.	
	1	Valley Pan Gasket Set	71	260-4012		
	1	FREEZE PLUGS	YEARS	PART NO.	DESCRIPTION	
	1	Brass Block Plug Kit	71	381-8002	VINTAGE	
	1	Brass Deep Cup Freeze Plug	71	381-9002	1.500" Diameter, 0.375" Height	
	1	Steel Deep Cup Freeze Plug	71	381-3054	19/32" Diameter	
	1	Steel Shallow Cup Freeze Plug	71	381-2172	1.922" Diameter	

350 5.7L (5736cc) OHV V8 (16 Valve) (Buick), 3.8" Bore (GMC Eng.), 4 Bbl. "Eng. Code TD" 1971 329

VALVE TRAIN	QTY	TIMING	YEARS	PART NO.	DESCRIPTION	VALVE TRAIN
	1	3 Piece Set	71	KT3-359S	VINTAGE; (1) 222-359; (1) 223-323; (1) 223-334	
	1	Timing Chain	71	222-359	54 Links	
	1	Crank Sprocket	71	223-323	20 Teeth	
	1	CAMSHAFT/LIFTER	YEARS	PART NO.	DESCRIPTION	
	1	Camshaft	71	CS-647	VINTAGE; Hydraulic, (050) Duration at .050 Lobe Lift, 208 Exh., 189 Int., 112 Degrees Lobe Separation	
	1	Prelube		55-403 Std Only	1.5 oz. packet	
	1	Prelube		55-400 Std Only	4 oz. bottle; 1.5 oz. packet No. 55-403 also avail.	
	16	Lifter	71	HT-969 Std Only	Hyd.; w/.440" wide oil groove	
	16	Lifter	71	HT-969R Std Only	Speed-Pro Hi-Revolution Hyd.	
	16	Lifter, Bulk	71	HT-969B Std Only	Hyd.; Carton of 128	
	16	Lifter, Bulk	71	HT-969RB Std Only	Speed-Pro Hi-Revolution Hyd.; Carton of 128	
	16	PUSH ROD	YEARS	PART NO.	DESCRIPTION	
	16	Push Rod	71	RP-3180 Std Only	9.6800" O.A.L.	
	16	Push Rod	71	RP-3214R Std Only	Chrome-Moly; 9.6800" O.A.L.	
	16	Push Rod, Bulk	71	BRP-3180 Std Only	Carton of 100; 9.6800" O.A.L.	
	8	ROCKER PARTS	YEARS	PART NO.	DESCRIPTION	
	8	Arm Assy.	71	R-870 Std Only	Loc. L.H.; Incl. arm & retainer; Stamped steel	
	8	Arm	71	R-870W Std Only	Loc. L.H.; Stamped steel	
	8	Retainer	71	MR-1829 Std Only	Loc. L.H.	
	8	VALVE GUIDE	YEARS	PART NO.	DESCRIPTION	
	8	Guide	71	VG-5062 Std Only	Loc. Int.; Plain; 0.3735" ID, 2.3800" O.A.L.	
	8	VALVE SPRING	YEARS	PART NO.	DESCRIPTION	
	8	Spring	71	VS-711 Std Only	VINTAGE; Loc. Int.; 2.1000" Free Height	
	16	VALVE SEAL	YEARS	PART NO.	DESCRIPTION	
	16	Valve Stem Seal	71	ST-2002 Std Only	Installation requires valve guide machining; (PLY) Polyacrylate	
	16	Valve Stem Seal Bulk	71	ST-2002BC Std Only	Positive type; Installation requires valve guide machining; Carton of 100; (PLY) Polyacrylate	
	8	VALVE SEAT	YEARS	PART NO.	DESCRIPTION	
	8	Seat	71	245-1625-1 Std Only	Loc. Exh.; 1.6300" OD, 1.3750" ID, 0.2160" Depth	
	8	Seat	71	245-1625-1N Std Only	Loc. Exh.; Premium Material; 1.6300" OD, 1.3750" ID, 0.2160" Depth	
	8	Seat	71	245-2000-1 Std Only	Loc. Int.; 2.0055" OD, 1.7500" ID, 0.2160" Depth	
	32	VALVE, MISC	YEARS	PART NO.	DESCRIPTION	
	32	Keeper	71	VK-97 Std Only	VINTAGE; 1 groove; Square cut key groove	
	16	Spring Insert	71	259-201B Std Only	.030"; Carton of 100	
	16	Spring Insert	71	259-201A Std Only	.060"; Carton of 100	
	16	Spring Insert	71	259-201ARS Std Only	.060"; Carton of 500	
	8	PISTON	YEARS	PART NO.	DESCRIPTION	
	8	Cast Piston	71	340P 30 30-40	VINTAGE; High comp.; Cast; .9397" Pin Dia.; 2 Rings 5/64 Groove, 1 Ring 3/16 Groove, 1.835 CD, Recessed Head .085 deep x 3.050 dia. - 10.0:1 C.R.	
	8	Cast Piston - Individual	71	W340P 30 30-40	VINTAGE; High comp.; Cast; .9397" Pin Dia.; 2 Rings 5/64 Groove, 1 Ring 3/16 Groove, 1.835 CD, Recessed Head .085 deep x 3.050 dia. - 10.0:1 C.R.	
	1	RINGS	YEARS	PART NO.	DESCRIPTION	
	1	Premium Set	71	E-288KC 20 20-40	2-5/64, 1-3/16; Premium Chrome	
	1	Premium Set	71	E-288K Std-20-30-40-60	2-5/64, 1-3/16; Premium Moly	
	1	Standard Set	71	E-288X Std-20-30-40-60	2-5/64, 1-3/16; Iron	
	1	ENGINE BEARINGS	YEARS	PART NO.	DESCRIPTION	
	1	Main Set	71	4418M Std-10-20-30	VINTAGE	
	1	Rod Set	71	8-2500RAA Std-10-20-30-40	A-Series aluminum bearings	
	1	Rod Pair	71	2500RAA Std-2-10-20-30-40	A-Series aluminum bearings	

(continued on next page)

GM Car (Incl. Buick, Cad., Chev., Olds., Pontiac)

329 350 5.7L (5736cc) OHV V8 (16 Valve) (Buick), 3.8" Bore (GMC Eng.), 4 Bbl. "Eng. Code TD" 1971
(cont.)

	ENGINE BEARINGS	YEARS	PART NO.	DESCRIPTION	
BLOCK	QTY (cont.)				
	1	Cam Set	71	1422M Std Only VINTAGE; w/oil hole	
	QTY	OIL PUMP	YEARS	PART NO.	DESCRIPTION
	1	Pump Repair Kit	71	224-518	Gear type
	1	Pump Repair Kit	71	224-518V	High Volume; Installation may require timing cover removal
	1	Pump Repair Kit	71	224-518TP	Thrust plate kit; Provides new wear surface for scored or worn housing cover; Contains necessary screws, gskts. and instructions
	1	Screen Assy.	71	224-14242	VINTAGE
	QTY	GASKETS	YEARS	PART NO.	DESCRIPTION
	1	Kit Gasket Set	71	260-1012	Int. manifold gskt. not incl.; Premium valve stem seals incl.
	1	Valley Pan Gasket Set	71	260-4012	
QTY	FREEZE PLUGS	YEARS	PART NO.	DESCRIPTION	
1	Brass Block Plug Kit	71	381-8002	VINTAGE	
1	Brass Deep Cup Freeze Plug	71	381-9002	1.500" Diameter, 0.375" Height	
1	Steel Deep Cup Freeze Plug	71	381-3054	19/32" Diameter	
1	Steel Shallow Cup Freeze Plug	71	381-2172	1.922" Diameter	

330 350 5.7L (5736cc) OHV V8 (16 Valve) (Buick), 3.8" Bore (GMC Eng.), 2 Bbl. "Eng. Code TO" 1971

	TIMING	YEARS	PART NO.	DESCRIPTION	
VALVE TRAIN	QTY				
	1	3 Piece Set	71	KT3-359S VINTAGE; (1) 222-359; (1) 223-323; (1) 223-334	
	1	Timing Chain	71	222-359 54 Links	
	1	Crank Sprocket	71	223-323 20 Teeth	
	QTY	CAMSHAFT/LIFTER	YEARS	PART NO.	DESCRIPTION
	1	Camshaft	71	CS-647 VINTAGE; Hydraulic, (050) Duration at .050 Lobe Lift, 208 Exh., 189 Int., 112 Degrees Lobe Separation	
	1	Prelube		55-403 Std Only 1.5 oz. packet	
	1	Prelube		55-400 Std Only 4 oz. bottle; 1.5 oz. packet No. 55-403 also avail.	
	16	Lifter	71	HT-969 Std Only Hyd.; w/.440" wide oil groove	
	16	Lifter	71	HT-969R Std Only Speed-Pro Hi-Revolution Hyd.	
	16	Lifter, Bulk	71	HT-969B Std Only Hyd.; Carton of 128	
	16	Lifter, Bulk	71	HT-969RB Std Only Speed-Pro Hi-Revolution Hyd.; Carton of 128	
	QTY	PUSH ROD	YEARS	PART NO.	DESCRIPTION
	16	Push Rod	71	RP-3180 Std Only 9.6800" O.A.L.	
	16	Push Rod	71	RP-3214R Std Only Chrome-Moly; 9.6800" O.A.L.	
	16	Push Rod, Bulk	71	BRP-3180 Std Only Carton of 100; 9.6800" O.A.L.	
	QTY	ROCKER PARTS	YEARS	PART NO.	DESCRIPTION
	8	Arm Assy.	71	R-870 Std Only Loc. L.H.; Incl. arm & retainer; Stamped steel	
	8	Arm	71	R-870W Std Only Loc. L.H.; Stamped steel	
	8	Retainer	71	MR-1829 Std Only Loc. L.H.	
	QTY	VALVE GUIDE	YEARS	PART NO.	DESCRIPTION
	8	Guide	71	VG-5062 Std Only Loc. Int.; Plain; 0.3735" ID, 2.3800" O.A.L.	
	QTY	VALVE SPRING	YEARS	PART NO.	DESCRIPTION
	8	Spring	71	VS-711 Std Only VINTAGE; Loc. Int.; 2.1000" Free Height	
	QTY	VALVE SEAL	YEARS	PART NO.	DESCRIPTION
	16	Valve Stem Seal	71	ST-2002 Std Only Installation requires valve guide machining; (PLY) Polyacrylate	
	16	Valve Stem Seal Bulk	71	ST-2002BC Std Only Positive type; Installation requires valve guide machining; Carton of 100; (PLY) Polyacrylate	
	QTY	VALVE SEAT	YEARS	PART NO.	DESCRIPTION
	8	Seat	71	245-1625-1 Std Only Loc. Exh.; 1.6300" OD, 1.3750" ID, 0.2160" Depth	
	8	Seat	71	245-1625-1N Std Only Loc. Exh.; Premium Material; 1.6300" OD, 1.3750" ID, 0.2160" Depth	
8	Seat	71	245-2000-1 Std Only Loc. Int.; 2.0055" OD, 1.7500" ID, 0.2160" Depth		
QTY	VALVE, MISC	YEARS	PART NO.	DESCRIPTION	
32	Keeper	71	VK-97 Std Only VINTAGE; 1 groove; Square cut key groove		
16	Spring Insert	71	259-201B Std Only .030"; Carton of 100		
16	Spring Insert	71	259-201A Std Only .060"; Carton of 100		
16	Spring Insert	71	259-201ARS Std Only .060"; Carton of 500		
QTY	RINGS	YEARS	PART NO.	DESCRIPTION	
1	Premium Set	71	E-288KC 20 20-40 2-5/64, 1-3/16; Premium Chrome		
1	Premium Set	71	E-288K Std-20-30-40-60 2-5/64, 1-3/16; Premium Moly		
1	Standard Set	71	E-288X Std-20-30-40-60 2-5/64, 1-3/16; Iron		
QTY	ENGINE BEARINGS	YEARS	PART NO.	DESCRIPTION	
1	Main Set	71	4418M Std-10-20-30 VINTAGE		
1	Rod Set	71	8-2500RAA Std-10-20-30-40 A-Series aluminum bearings		
8	Rod Pair	71	2500RAA Std-2-10-20-30-40 A-Series aluminum bearings		

(continued on next page)

GM Car (Incl. Buick, Cad., Chev., Olds., Pontiac)

350 5.7L (5736cc) OHV V8 (16 Valve) (Buick), 3.8" Bore (GMC Eng.), 2 Bbl. "Eng. Code TO" 1971 330
(cont.)

	ENGINE BEARINGS	YEARS	PART NO.	DESCRIPTION
BLOCK	QTY 1	(cont.) Cam Set	71 1422M Std Only	VINTAGE; w/oil hole
	QTY 1	OIL PUMP Pump Repair Kit	71 224-518	Gear type
	1	Pump Repair Kit	71 224-518V	High Volume; Installation may require timing cover removal
	1	Pump Repair Kit	71 224-518TP	Thrust plate kit; Provides new wear surface for scored or worn housing cover; Contains necessary screws, gsks. and instructions
	1	Screen Assy.	71 224-14242	VINTAGE
	QTY 1	GASKETS Kit Gasket Set	71 260-1012	Int. manifold gskt. not incl.; Premium valve stem seals incl.
	1	Valley Pan Gasket Set	71 260-4012	
	QTY 1	FREEZE PLUGS Brass Block Plug Kit	71 381-8002	VINTAGE
	1	Brass Deep Cup Freeze Plug	71 381-9002	1.500" Diameter, 0.375" Height
	1	Steel Deep Cup Freeze Plug	71 381-3054	19/32" Diameter
1	Steel Shallow Cup Freeze Plug	71 381-2172	1.922" Diameter	

364 6.0L (5967cc) OHV V8 (16 Valve) (Buick), 4.125" Bore (GMC Eng.), 2 Bbl. "Eng. Code 3G" 1960 331

	TIMING	YEARS	PART NO.	DESCRIPTION
VALVE TRAIN	QTY 1	Timing Chain	60 222-491	52 Links
	1	Crank Sprocket	60 223-276	VINTAGE; 19 Teeth
	QTY 16	CAMSHAFT/LIFTER Lifter	60 HT-896 Std Only	VINTAGE; Hyd.
	16	Lifter, Bulk	60 HT-896B Std Only	VINTAGE; Hyd.; Carton of 126
	QTY 16	PUSH ROD Push Rod	60 RP-3300 Std Only	VINTAGE; 8.4460" O.A.L.
	QTY 8	VALVE Exhaust	60 V-1654 Std Only	VINTAGE; 1.5000" Head Dia., 0.3715" Stem Dia., 4.7880" O.A.L.
	8	Intake	60 V-1415 Std Only	VINTAGE; 1.8740" Head Dia., 0.3726" Stem Dia., 4.7953" O.A.L.
	QTY 8	VALVE GUIDE Guide	60 VG-628 Std Only	VINTAGE; 0.3745" ID, 2.7500" O.A.L.
	QTY 16	VALVE SPRING Spring	60 VS-527 Std Only	VINTAGE; Loc. Inner; 2.0100" Free Height
	16	Spring	60 VS-612 Std Only	VINTAGE; Loc. Outer; 2.0700" Free Height
	QTY 16	VALVE SEAL Valve Stem Seal	60 ST-2014 Std Only	Positive type; Installation requires valve guide machining; (TFL) PTFE
	16	Valve Stem Seal Bulk	60 ST-2014BC Std Only	Positive type; Installation requires valve guide machining; Carton of 100; (TFL) PTFE
	QTY 8	VALVE SEAT Seat	60 245-1625-1 Std Only	Loc. Exh.; 1.6300" OD, 1.3750" ID, 0.2160" Depth
	8	Seat	60 245-1625-1N Std Only	Loc. Exh.; Premium Material; 1.6300" OD, 1.3750" ID, 0.2160" Depth
	8	Seat	60 245-2000-1 Std Only	Loc. Int.; 2.0055" OD, 1.7500" ID, 0.2160" Depth
	QTY 32	VALVE, MISC Keeper	60 VK-97 Std Only	VINTAGE; 1 groove; Square cut key groove
	16	Spring Insert	60 259-100A Std Only	.060"; Carton of 100
	16	Spring Insert	60 259-100B Std Only	VINTAGE; .030"; Carton of 100
	QTY 1	RINGS Premium Set	60 E-243K Std-20-30-40-60	VINTAGE; 2-5/64, 1-3/16; Premium Moly
	1	Standard Set	60 E-243X Std-20-30-40-60	VINTAGE; 2-5/64, 1-3/16; Iron

364 6.0L (5967cc) OHV V8 (16 Valve) (Buick), 4.125" Bore (GMC Eng.), 4 Bbl. "Eng. Code 3G" 1960 332

	TIMING	YEARS	PART NO.	DESCRIPTION
QTY 1	Timing Chain	60 222-491	52 Links	
1	Crank Sprocket	60 223-276	VINTAGE; 19 Teeth	
QTY 16	CAMSHAFT/LIFTER Lifter	60 HT-896 Std Only	VINTAGE; Hyd.	
16	Lifter, Bulk	60 HT-896B Std Only	VINTAGE; Hyd.; Carton of 126	
QTY 16	PUSH ROD Push Rod	60 RP-3300 Std Only	VINTAGE; 8.4460" O.A.L.	

(continued on next page)

GM Car (Incl. Buick, Cad., Chev., Olds., Pontiac)

332 364 6.0L (5967cc) OHV V8 (16 Valve) (Buick), 4.125" Bore (GMC Eng.), 4 Bbl. "Eng. Code 3G" 1960
(cont.)

QTY	VALVE	YEARS	PART NO.	DESCRIPTION
8	Exhaust	60	V-1654 Std Only	VINTAGE; 1.5000" Head Dia., 0.3715" Stem Dia., 4.7880" O.A.L.
8	Intake	60	V-1415 Std Only	VINTAGE; 1.8740" Head Dia., 0.3726" Stem Dia., 4.7953" O.A.L.
QTY	VALVE GUIDE	YEARS	PART NO.	DESCRIPTION
8	Guide	60	VG-628 Std Only	VINTAGE; 0.3745" ID, 2.7500" O.A.L.
QTY	VALVE SPRING	YEARS	PART NO.	DESCRIPTION
16	Spring	60	VS-527 Std Only	VINTAGE; Loc. Inner; 2.0100" Free Height
16	Spring	60	VS-612 Std Only	VINTAGE; Loc. Outer; 2.0700" Free Height
QTY	VALVE SEAL	YEARS	PART NO.	DESCRIPTION
16	Valve Stem Seal	60	ST-2014 Std Only	Positive type; Installation requires valve guide machining; (TFL) PTFE
16	Valve Stem Seal Bulk	60	ST-2014BC Std Only	Positive type; Installation requires valve guide machining; Carton of 100; (TFL) PTFE
QTY	VALVE SEAT	YEARS	PART NO.	DESCRIPTION
8	Seat	60	245-1625-1 Std Only	Loc. Exh.; 1.6300" OD, 1.3750" ID, 0.2160" Depth
8	Seat	60	245-1625-1N Std Only	Loc. Exh.; Premium Material; 1.6300" OD, 1.3750" ID, 0.2160" Depth
8	Seat	60	245-2000-1 Std Only	Loc. Int.; 2.0055" OD, 1.7500" ID, 0.2160" Depth
QTY	VALVE, MISC	YEARS	PART NO.	DESCRIPTION
32	Keeper	60	VK-97 Std Only	VINTAGE; 1 groove; Square cut key groove
16	Spring Insert	60	259-100A Std Only	.060"; Carton of 100
16	Spring Insert	60	259-100B Std Only	VINTAGE; .030"; Carton of 100
QTY	RINGS	YEARS	PART NO.	DESCRIPTION
1	Premium Set	60	E-243K Std-20-30-40-60	VINTAGE; 2-5/64, 1-3/16; Premium Moly
1	Standard Set	60	E-243X Std-20-30-40-60	VINTAGE; 2-5/64, 1-3/16; Iron

333 364 6.0L (5967cc) OHV V8 (16 Valve) (Buick), 4.125" Bore (GMC Eng.), 2 Bbl. "Eng. Code 3H" 1961

QTY	TIMING	YEARS	PART NO.	DESCRIPTION
1	Timing Chain	61	222-491	52 Links
1	Crank Sprocket	61	223-276	VINTAGE; 19 Teeth
QTY	CAMSHAFT/LIFTER	YEARS	PART NO.	DESCRIPTION
16	Lifter	61	HT-896 Std Only	VINTAGE; Hyd.
16	Lifter, Bulk	61	HT-896B Std Only	VINTAGE; Hyd.; Carton of 126
QTY	PUSH ROD	YEARS	PART NO.	DESCRIPTION
16	Push Rod	61	RP-3300 Std Only	VINTAGE; 8.4460" O.A.L.
QTY	VALVE	YEARS	PART NO.	DESCRIPTION
8	Exhaust	61	V-1654 Std Only	VINTAGE; 1.5000" Head Dia., 0.3715" Stem Dia., 4.7880" O.A.L.
8	Intake	61	V-1415 Std Only	VINTAGE; 1.8740" Head Dia., 0.3726" Stem Dia., 4.7953" O.A.L.
QTY	VALVE GUIDE	YEARS	PART NO.	DESCRIPTION
8	Guide	61	VG-628 Std Only	VINTAGE; 0.3745" ID, 2.7500" O.A.L.
QTY	VALVE SPRING	YEARS	PART NO.	DESCRIPTION
16	Spring	61	VS-527 Std Only	VINTAGE; Loc. Inner; 2.0100" Free Height
16	Spring	61	VS-612 Std Only	VINTAGE; Loc. Outer; 2.0700" Free Height
QTY	VALVE SEAL	YEARS	PART NO.	DESCRIPTION
16	Valve Stem Seal	61	ST-2014 Std Only	Positive type; Installation requires valve guide machining; (TFL) PTFE
16	Valve Stem Seal Bulk	61	ST-2014BC Std Only	Positive type; Installation requires valve guide machining; Carton of 100; (TFL) PTFE
QTY	VALVE SEAT	YEARS	PART NO.	DESCRIPTION
8	Seat	61	245-1625-1 Std Only	Loc. Exh.; 1.6300" OD, 1.3750" ID, 0.2160" Depth
8	Seat	61	245-1625-1N Std Only	Loc. Exh.; Premium Material; 1.6300" OD, 1.3750" ID, 0.2160" Depth
8	Seat	61	245-2000-1 Std Only	Loc. Int.; 2.0055" OD, 1.7500" ID, 0.2160" Depth
QTY	VALVE, MISC	YEARS	PART NO.	DESCRIPTION
32	Keeper	61	VK-97 Std Only	VINTAGE; 1 groove; Square cut key groove
16	Spring Insert	61	259-100A Std Only	.060"; Carton of 100
16	Spring Insert	61	259-100B Std Only	VINTAGE; .030"; Carton of 100
QTY	RINGS	YEARS	PART NO.	DESCRIPTION
1	Premium Set	61	E-243K Std-20-30-40-60	VINTAGE; 2-5/64, 1-3/16; Premium Moly
1	Standard Set	61	E-243X Std-20-30-40-60	VINTAGE; 2-5/64, 1-3/16; Iron

GM Car (Incl. Buick, Cad., Chev., Olds., Pontiac)

364 6.0L (5967cc) OHV V8 (16 Valve) (Buick), 4.125" Bore (GMC Eng.), 4 Bbl. "Eng. Code 3H" 1961 334

VALVE TRAIN	QTY	TIMING	YEARS	PART NO.	DESCRIPTION
	1	Timing Chain	61	222-491	52 Links
	1	Crank Sprocket	61	223-276	VINTAGE; 19 Teeth
	16	CAMSHAFT/LIFTER	YEARS	PART NO.	DESCRIPTION
	16	Lifter	61	HT-896 Std Only	VINTAGE; Hyd.
	16	Lifter, Bulk	61	HT-896B Std Only	VINTAGE; Hyd.; Carton of 126
	16	PUSH ROD	YEARS	PART NO.	DESCRIPTION
	16	Push Rod	61	RP-3300 Std Only	VINTAGE; 8.4460" O.A.L.
	8	VALVE	YEARS	PART NO.	DESCRIPTION
	8	Exhaust	61	V-1654 Std Only	VINTAGE; 1.5000" Head Dia., 0.3715" Stem Dia., 4.7880" O.A.L.
	8	Intake	61	V-1415 Std Only	VINTAGE; 1.8740" Head Dia., 0.3726" Stem Dia., 4.7953" O.A.L.
	8	VALVE GUIDE	YEARS	PART NO.	DESCRIPTION
	8	Guide	61	VG-628 Std Only	VINTAGE; 0.3745" ID, 2.7500" O.A.L.
	16	VALVE SPRING	YEARS	PART NO.	DESCRIPTION
	16	Spring	61	VS-527 Std Only	VINTAGE; Loc. Inner; 2.0100" Free Height
	16	Spring	61	VS-612 Std Only	VINTAGE; Loc. Outer; 2.0700" Free Height
	16	VALVE SEAL	YEARS	PART NO.	DESCRIPTION
	16	Valve Stem Seal	61	ST-2014 Std Only	Positive type; Installation requires valve guide machining; (TFL) PTFE
	16	Valve Stem Seal Bulk	61	ST-2014BC Std Only	Positive type; Installation requires valve guide machining; Carton of 100; (TFL) PTFE
	8	VALVE SEAT	YEARS	PART NO.	DESCRIPTION
	8	Seat	61	245-1625-1 Std Only	Loc. Exh.; 1.6300" OD, 1.3750" ID, 0.2160" Depth
	8	Seat	61	245-1625-1N Std Only	Loc. Exh.; Premium Material; 1.6300" OD, 1.3750" ID, 0.2160" Depth
	8	Seat	61	245-2000-1 Std Only	Loc. Int.; 2.0055" OD, 1.7500" ID, 0.2160" Depth
	32	VALVE, MISC	YEARS	PART NO.	DESCRIPTION
	16	Keeper	61	VK-97 Std Only	VINTAGE; 1 groove; Square cut key groove
	16	Spring Insert	61	259-100A Std Only	.060"; Carton of 100
	16	Spring Insert	61	259-100B Std Only	VINTAGE; .030"; Carton of 100
	1	RINGS	YEARS	PART NO.	DESCRIPTION
	1	Premium Set	61	E-243K Std-20-30-40-60	VINTAGE; 2-5/64, 1-3/16; Premium Moly
	1	Standard Set	61	E-243X Std-20-30-40-60	VINTAGE; 2-5/64, 1-3/16; Iron

364 6.0L (5967cc) OHV V8 (16 Valve) (Buick), 4.125" Bore (GMC Eng.), 2 Bbl. "Eng. Code L3G" 1960 335

VALVE TRAIN	QTY	TIMING	YEARS	PART NO.	DESCRIPTION
	1	Timing Chain	60	222-491	52 Links
	1	Crank Sprocket	60	223-276	VINTAGE; 19 Teeth
	16	CAMSHAFT/LIFTER	YEARS	PART NO.	DESCRIPTION
	16	Lifter	60	HT-896 Std Only	VINTAGE; Hyd.
	16	Lifter, Bulk	60	HT-896B Std Only	VINTAGE; Hyd.; Carton of 126
	16	PUSH ROD	YEARS	PART NO.	DESCRIPTION
	16	Push Rod	60	RP-3300 Std Only	VINTAGE; 8.4460" O.A.L.
	8	VALVE	YEARS	PART NO.	DESCRIPTION
	8	Exhaust	60	V-1654 Std Only	VINTAGE; 1.5000" Head Dia., 0.3715" Stem Dia., 4.7880" O.A.L.
	8	Intake	60	V-1415 Std Only	VINTAGE; 1.8740" Head Dia., 0.3726" Stem Dia., 4.7953" O.A.L.
	8	VALVE GUIDE	YEARS	PART NO.	DESCRIPTION
	8	Guide	60	VG-628 Std Only	VINTAGE; 0.3745" ID, 2.7500" O.A.L.
	16	VALVE SPRING	YEARS	PART NO.	DESCRIPTION
	16	Spring	60	VS-527 Std Only	VINTAGE; Loc. Inner; 2.0100" Free Height
	16	Spring	60	VS-612 Std Only	VINTAGE; Loc. Outer; 2.0700" Free Height
	16	VALVE SEAL	YEARS	PART NO.	DESCRIPTION
	16	Valve Stem Seal	60	ST-2014 Std Only	Positive type; Installation requires valve guide machining; (TFL) PTFE
	16	Valve Stem Seal Bulk	60	ST-2014BC Std Only	Positive type; Installation requires valve guide machining; Carton of 100; (TFL) PTFE
	8	VALVE SEAT	YEARS	PART NO.	DESCRIPTION
	8	Seat	60	245-1625-1 Std Only	Loc. Exh.; 1.6300" OD, 1.3750" ID, 0.2160" Depth
	8	Seat	60	245-1625-1N Std Only	Loc. Exh.; Premium Material; 1.6300" OD, 1.3750" ID, 0.2160" Depth
	8	Seat	60	245-2000-1 Std Only	Loc. Int.; 2.0055" OD, 1.7500" ID, 0.2160" Depth
	32	VALVE, MISC	YEARS	PART NO.	DESCRIPTION
	32	Keeper	60	VK-97 Std Only	VINTAGE; 1 groove; Square cut key groove

(continued on next page)

GM Car (Incl. Buick, Cad., Chev., Olds., Pontiac)

335 364 6.0L (5967cc) OHV V8 (16 Valve) (Buick), 4.125" Bore (GMC Eng.), 2 Bbl. "Eng. Code L3G" 1960 (cont.)

QTY	VALVE, MISC (cont.)	YEARS	PART NO.	DESCRIPTION
16	Spring Insert	60	259-100A Std Only	.060"; Carton of 100
16	Spring Insert	60	259-100B Std Only	VINTAGE; .030"; Carton of 100
QTY	RINGS	YEARS	PART NO.	DESCRIPTION
1	Premium Set	60	E-243K Std-20-30-40-60	VINTAGE; 2-5/64, 1-3/16; Premium Moly
1	Standard Set	60	E-243X Std-20-30-40-60	VINTAGE; 2-5/64, 1-3/16; Iron

336 364 6.0L (5967cc) OHV V8 (16 Valve) (Buick), 4.125" Bore (GMC Eng.), 2 Bbl. "Eng. Code L3H" 1961

QTY	TIMING	YEARS	PART NO.	DESCRIPTION
1	Timing Chain	61	222-491	52 Links
1	Crank Sprocket	61	223-276	VINTAGE; 19 Teeth
QTY	CAMSHAFT/LIFTER	YEARS	PART NO.	DESCRIPTION
16	Lifter	61	HT-896 Std Only	VINTAGE; Hyd.
16	Lifter, Bulk	61	HT-896B Std Only	VINTAGE; Hyd.; Carton of 126
QTY	PUSH ROD	YEARS	PART NO.	DESCRIPTION
16	Push Rod	61	RP-3300 Std Only	VINTAGE; 8.4460" O.A.L.
QTY	VALVE	YEARS	PART NO.	DESCRIPTION
8	Exhaust	61	V-1654 Std Only	VINTAGE; 1.5000" Head Dia., 0.3715" Stem Dia., 4.7880" O.A.L.
8	Intake	61	V-1415 Std Only	VINTAGE; 1.8740" Head Dia., 0.3726" Stem Dia., 4.7953" O.A.L.
QTY	VALVE GUIDE	YEARS	PART NO.	DESCRIPTION
8	Guide	61	VG-628 Std Only	VINTAGE; 0.3745" ID, 2.7500" O.A.L.
QTY	VALVE SPRING	YEARS	PART NO.	DESCRIPTION
16	Spring	61	VS-527 Std Only	VINTAGE; Loc. Inner; 2.0100" Free Height
16	Spring	61	VS-612 Std Only	VINTAGE; Loc. Outer; 2.0700" Free Height
QTY	VALVE SEAL	YEARS	PART NO.	DESCRIPTION
16	Valve Stem Seal	61	ST-2014 Std Only	Positive type; Installation requires valve guide machining; (TFL) PTFE
16	Valve Stem Seal Bulk	61	ST-2014BC Std Only	Positive type; Installation requires valve guide machining; Carton of 100; (TFL) PTFE
QTY	VALVE SEAT	YEARS	PART NO.	DESCRIPTION
8	Seat	61	245-1625-1 Std Only	Loc. Exh.; 1.6300" OD, 1.3750" ID, 0.2160" Depth
8	Seat	61	245-1625-1N Std Only	Loc. Exh.; Premium Material; 1.6300" OD, 1.3750" ID, 0.2160" Depth
8	Seat	61	245-2000-1 Std Only	Loc. Int.; 2.0055" OD, 1.7500" ID, 0.2160" Depth
QTY	VALVE, MISC	YEARS	PART NO.	DESCRIPTION
32	Keeper	61	VK-97 Std Only	VINTAGE; 1 groove; Square cut key groove
16	Spring Insert	61	259-100A Std Only	.060"; Carton of 100
16	Spring Insert	61	259-100B Std Only	VINTAGE; .030"; Carton of 100
QTY	RINGS	YEARS	PART NO.	DESCRIPTION
1	Premium Set	61	E-243K Std-20-30-40-60	VINTAGE; 2-5/64, 1-3/16; Premium Moly
1	Standard Set	61	E-243X Std-20-30-40-60	VINTAGE; 2-5/64, 1-3/16; Iron

337 364 6.0L (5967cc) OHV V8 (16 Valve) (Buick), 4.125" Bore (GMC Eng.), 2 Bbl. 1959-1957

QTY	TIMING	YEARS	PART NO.	DESCRIPTION
1	Timing Chain	59-57	222-491	52 Links
1	Crank Sprocket	59-57	223-276	VINTAGE; 19 Teeth
QTY	CAMSHAFT/LIFTER	YEARS	PART NO.	DESCRIPTION
16	Lifter	59-57	HT-896 Std Only	VINTAGE; Hyd.
16	Lifter, Bulk	59-57	HT-896B Std Only	VINTAGE; Hyd.; Carton of 126
QTY	PUSH ROD	YEARS	PART NO.	DESCRIPTION
16	Push Rod	59-57	RP-3300 Std Only	VINTAGE; 8.4460" O.A.L.
QTY	VALVE	YEARS	PART NO.	DESCRIPTION
8	Exhaust	59	V-1654 Std Only	VINTAGE; 1.5000" Head Dia., 0.3715" Stem Dia., 4.7880" O.A.L.
8	Intake	59	V-1415 Std Only	VINTAGE; 1.8740" Head Dia., 0.3726" Stem Dia., 4.7953" O.A.L.
QTY	VALVE GUIDE	YEARS	PART NO.	DESCRIPTION
8	Guide	59-57	VG-628 Std Only	VINTAGE; 0.3745" ID, 2.7500" O.A.L.
QTY	VALVE SPRING	YEARS	PART NO.	DESCRIPTION
16	Spring	59-57	VS-527 Std Only	VINTAGE; Loc. Inner; 2.0100" Free Height
16	Spring	59-57	VS-612 Std Only	VINTAGE; Loc. Outer; 2.0700" Free Height
QTY	VALVE SEAL	YEARS	PART NO.	DESCRIPTION
16	Valve Stem Seal	59-57	ST-2014 Std Only	Positive type; Installation requires valve guide machining; (TFL) PTFE

(continued on next page)

GM Car (Incl. Buick, Cad., Chev., Olds., Pontiac)

364 6.0L (5967cc) OHV V8 (16 Valve) (Buick), 4.125" Bore (GMC Eng.), 2 Bbl. 1959-1957 337
(cont.)

QTY	VALVE SEAL (cont.)	YEARS	PART NO.	DESCRIPTION
16	Valve Stem Seal Bulk	59-57	ST-2014BC Std Only	Positive type; Installation requires valve guide machining; Carton of 100; (TFL) PTFE
8	Seat	59	245-1625-1 Std Only	Loc. Exh.; 1.6300" OD, 1.3750" ID, 0.2160" Depth
8	Seat	59	245-1625-1N Std Only	Loc. Exh.; Premium Material; 1.6300" OD, 1.3750" ID, 0.2160" Depth
8	Seat	59	245-2000-1 Std Only	Loc. Int.; 2.0055" OD, 1.7500" ID, 0.2160" Depth
32	Keeper	59-57	VK-97 Std Only	VINTAGE; 1 groove; Square cut key groove
16	Spring Insert	59-57	259-100A Std Only	.060"; Carton of 100
16	Spring Insert	59-57	259-100B Std Only	VINTAGE; .030"; Carton of 100
1	Premium Set	59-57	E-243K Std-20-30-40-60	VINTAGE; 2-5/64, 1-3/16; Premium Moly
1	Standard Set	59-57	E-243X Std-20-30-40-60	VINTAGE; 2-5/64, 1-3/16; Iron

364 6.0L (5967cc) OHV V8 (16 Valve) (Buick), 4.125" Bore (GMC Eng.), 4 Bbl. 1959-1957 338

QTY	TIMING	YEARS	PART NO.	DESCRIPTION
1	Timing Chain	59-57	222-491	52 Links
1	Crank Sprocket	59-57	223-276	VINTAGE; 19 Teeth
16	Lifter	59-57	HT-896 Std Only	VINTAGE; Hyd.
16	Lifter, Bulk	59-57	HT-896B Std Only	VINTAGE; Hyd.; Carton of 126
16	Push Rod	59-57	RP-3300 Std Only	VINTAGE; 8.4460" O.A.L.
8	Exhaust	59	V-1654 Std Only	VINTAGE; 1.5000" Head Dia., 0.3715" Stem Dia., 4.7880" O.A.L.
8	Intake	59	V-1415 Std Only	VINTAGE; 1.8740" Head Dia., 0.3726" Stem Dia., 4.7953" O.A.L.
8	Guide	59-57	VG-628 Std Only	VINTAGE; 0.3745" ID, 2.7500" O.A.L.
16	Spring	59-57	VS-527 Std Only	VINTAGE; Loc. Inner; 2.0100" Free Height
16	Spring	59-57	VS-612 Std Only	VINTAGE; Loc. Outer; 2.0700" Free Height
16	Valve Stem Seal	59-57	ST-2014 Std Only	Positive type; Installation requires valve guide machining; (TFL) PTFE
16	Valve Stem Seal Bulk	59-57	ST-2014BC Std Only	Positive type; Installation requires valve guide machining; Carton of 100; (TFL) PTFE
8	Seat	59	245-1625-1 Std Only	Loc. Exh.; 1.6300" OD, 1.3750" ID, 0.2160" Depth
8	Seat	59	245-1625-1N Std Only	Loc. Exh.; Premium Material; 1.6300" OD, 1.3750" ID, 0.2160" Depth
8	Seat	59	245-2000-1 Std Only	Loc. Int.; 2.0055" OD, 1.7500" ID, 0.2160" Depth
32	Keeper	59-57	VK-97 Std Only	VINTAGE; 1 groove; Square cut key groove
16	Spring Insert	59-57	259-100A Std Only	.060"; Carton of 100
16	Spring Insert	59-57	259-100B Std Only	VINTAGE; .030"; Carton of 100
1	Premium Set	59-57	E-243K Std-20-30-40-60	VINTAGE; 2-5/64, 1-3/16; Premium Moly
1	Standard Set	59-57	E-243X Std-20-30-40-60	VINTAGE; 2-5/64, 1-3/16; Iron

365 6.0L (5972cc) OHV V8 (16 Valve) (Cadillac), 4" Bore (GMC Eng.), 2-4 Bbl. 1957-1956 339

QTY	TIMING	YEARS	PART NO.	DESCRIPTION
1	Timing Chain	57-56	222-499	Use w/.405" tooth width sprocket; 46 Links
1	Crank Sprocket	57-56	223-256	VINTAGE; 18 Teeth
1	Cam Sprocket	57-56	223-255A	VINTAGE; 36 Teeth
16	Lifter	57	HT-896 Std Only	VINTAGE; From Eng. Ser. No. 42398; Hyd.
16	Lifter, Bulk	57	HT-896B Std Only	VINTAGE; From Eng. Ser. No. 42398; Hyd.; Carton of 126
8	Exhaust	56	V-1099 Std Only	VINTAGE; 1.5630" Head Dia., 0.3420" Stem Dia., 4.6660" O.A.L.
8	Intake	56	V-1100 Std Only	VINTAGE; 1.7500" Head Dia., 0.3420" Stem Dia., 4.6450" O.A.L.

(continued on next page)

GM Car (Incl. Buick, Cad., Chev., Olds., Pontiac)

339 365 6.0L (5972cc) OHV V8 (16 Valve) (Cadillac), 4" Bore (GMC Eng.), 2-4 Bbl. 1957-1956
(cont.)

VALVE TRAIN	QTY	VALVE GUIDE	YEARS	PART NO.	DESCRIPTION	VALVE TRAIN
	8	Guide	57-56	VG-503 Std Only	VINTAGE; 0.3450" ID, 2.2660" O.A.L	
	16	Spring	57	VS-485 Std Only	2.2500" Free Height	
	16	Spring	56	VS-521 Std Only	Incl. damper; 2.1090" Free Height	
	16	Valve Stem Seal	57-56	ST-2092 Std Only	Positive type, Metal Clad; (RBB) Rubber	
	16	Valve Stem Seal	57-56	ST-2003 Std Only	Positive type; Installation requires valve guide machining; (RBB) Rubber	
	16	Valve Stem Seal Bulk	57-56	ST-2003BC Std Only	Positive type; Installation requires valve guide machining; Carton of 100; (RBB) Rubber	
	32	Keeper	57-56	VK-115A Std Only	1 groove; Square cut key groove; Carton pack 24	
	32	Keeper	57-56	VK-115 Std Only	1 groove; Square cut key groove; Carton pack 32	
	32	Keeper	57-56	VK-115R Std Only	1 groove; Square cut key groove; Hardened	
	32	Keeper, Bulk	57-56	VK-115B Std Only	1 groove; Square cut key groove; Carton of 1000	
BLOCK	QTY	RINGS	YEARS	PART NO.	DESCRIPTION	BLOCK
	1	Premium Set	57-56	E-251KC Std-20-30-40-60	2-5/64, 1-3/16; Premium Chrome	
	1	Premium Set	57-56	E-251K Std-10-20-30-40-60	2-5/64, 1-3/16; Premium Moly	
	1	Standard Set	57-56	E-251X Std-10-20-30-40-60-80	2-5/64, 1-3/16; Iron	
	8	Premium Single Cylinder Set	57-56	WE-251K Std-30-40-60	2-5/64, 1-3/16; Premium Moly	
	8	Standard Single Cylinder Set	57-56	WE-251X Std-30-40-60	2-5/64, 1-3/16; Iron	
BLOCK	QTY	ENGINE BEARINGS	YEARS	PART NO.	DESCRIPTION	BLOCK
	1	Rod Set	57-56	8-2120CP Std-10-20	VINTAGE	
	8	Rod Pair	57-56	2120CP Std-10-20-30	VINTAGE	

340 365 6.0L (5972cc) OHV V8 (16 Valve) (Cadillac), 4" Bore (GMC Eng.), 3-2 Bbl. 1958

QTY	CAMSHAFT/LIFTER	YEARS	PART NO.	DESCRIPTION
16	Lifter	58	HT-896 Std Only	VINTAGE; Hyd.
16	Lifter, Bulk	58	HT-896B Std Only	VINTAGE; Hyd.; Carton of 126
QTY	ENGINE BEARINGS	YEARS	PART NO.	DESCRIPTION
1	Rod Set	58	8-2120CP Std-10-20	VINTAGE
8	Rod Pair	58	2120CP Std-10-20-30	VINTAGE

341 365 6.0L (5972cc) OHV V8 (16 Valve) (Cadillac), 4" Bore (GMC Eng.), 4 Bbl. 1958-1956

VALVE TRAIN	QTY	TIMING	YEARS	PART NO.	DESCRIPTION	VALVE TRAIN
	1	Timing Chain	57-56	222-499	Use w/.405" tooth width sprocket; 46 Links	
	1	Crank Sprocket	57-56	223-256	VINTAGE; 18 Teeth	
	1	Cam Sprocket	57-56	223-255A	VINTAGE; 36 Teeth	
VALVE TRAIN	QTY	CAMSHAFT/LIFTER	YEARS	PART NO.	DESCRIPTION	VALVE TRAIN
	16	Lifter	58	HT-896 Std Only	VINTAGE; Hyd.	
	16	Lifter	57	HT-896 Std Only	VINTAGE; From Eng. Ser. No. 42398; Hyd.	
	16	Lifter, Bulk	58	HT-896B Std Only	VINTAGE; Hyd.; Carton of 126	
	16	Lifter, Bulk	57	HT-896B Std Only	VINTAGE; From Eng. Ser. No. 42398; Hyd.; Carton of 126	
VALVE TRAIN	QTY	VALVE	YEARS	PART NO.	DESCRIPTION	VALVE TRAIN
	8	Exhaust	56	V-1099 Std Only	VINTAGE; 1.5630" Head Dia., 0.3420" Stem Dia., 4.6660" O.A.L.	
	8	Intake	56	V-1100 Std Only	VINTAGE; 1.7500" Head Dia., 0.3420" Stem Dia., 4.6450" O.A.L.	
VALVE TRAIN	QTY	VALVE GUIDE	YEARS	PART NO.	DESCRIPTION	VALVE TRAIN
	8	Guide	57-56	VG-503 Std Only	VINTAGE; 0.3450" ID, 2.2660" O.A.L	
VALVE TRAIN	QTY	VALVE SPRING	YEARS	PART NO.	DESCRIPTION	VALVE TRAIN
	16	Spring	57	VS-485 Std Only	2.2500" Free Height	
	16	Spring	56	VS-521 Std Only	Incl. damper; 2.1090" Free Height	
VALVE TRAIN	QTY	VALVE SEAL	YEARS	PART NO.	DESCRIPTION	VALVE TRAIN
	16	Valve Stem Seal	57-56	ST-2092 Std Only	Positive type, Metal Clad; (RBB) Rubber	
	16	Valve Stem Seal	57-56	ST-2003 Std Only	Positive type; Installation requires valve guide machining; (RBB) Rubber	
	16	Valve Stem Seal Bulk	57-56	ST-2003BC Std Only	Positive type; Installation requires valve guide machining; Carton of 100; (RBB) Rubber	
VALVE TRAIN	QTY	VALVE, MISC	YEARS	PART NO.	DESCRIPTION	VALVE TRAIN
	32	Keeper	57-56	VK-115A Std Only	1 groove; Square cut key groove; Carton pack 24	
	32	Keeper	57-56	VK-115 Std Only	1 groove; Square cut key groove; Carton pack 32	
	32	Keeper	57-56	VK-115R Std Only	1 groove; Square cut key groove; Hardened	
	32	Keeper, Bulk	57-56	VK-115B Std Only	1 groove; Square cut key groove; Carton of 1000	
BLOCK	QTY	RINGS	YEARS	PART NO.	DESCRIPTION	BLOCK
	1	Premium Set	57-56	E-251KC Std-20-30-40-60	2-5/64, 1-3/16; Premium Chrome	

(continued on next page)

GM Car (Incl. Buick, Cad., Chev., Olds., Pontiac)

365 6.0L (5972cc) OHV V8 (16 Valve) (Cadillac), 4" Bore (GMC Eng.), 4 Bbl. 1958-1956 341
(cont.)

BLOCK	QTY	RINGS (cont.)	YEARS	PART NO.	DESCRIPTION
	1	Premium Set	57-56	E-251K Std-10-20-30-40-60	2-5/64, 1-3/16; Premium Moly
	1	Standard Set	57-56	E-251X Std-10-20-30-40-60-80	2-5/64, 1-3/16; Iron
	8	Premium Single Cylinder Set	57-56	WE-251K Std-30-40-60	2-5/64, 1-3/16; Premium Moly
	8	Standard Single Cylinder Set	57-56	WE-251X Std-30-40-60	2-5/64, 1-3/16; Iron
QTY	ENGINE BEARINGS	YEARS	PART NO.	DESCRIPTION	
1	Rod Set	58-56	8-2120CP Std-10-20	VINTAGE	
8	Rod Pair	58-56	2120CP Std-10-20-30	VINTAGE	

370 6.1L (6064cc) OHV V8 (16 Valve) (Pontiac), 4.0625" Bore (GMC Eng.), 2 Bbl. 1958 342

VALVE TRAIN	QTY	CAMSHAFT/LIFTER	YEARS	PART NO.	DESCRIPTION
	1	Camshaft	58	CS-187	VINTAGE; w/M/T; Hydraulic, (050) Duration at .050 Lobe Lift, 190 Exh., 190 Int., 111 Degrees Lobe Separation
	1	Prelube		55-403 Std Only	1.5 oz. packet
	1	Prelube		55-400 Std Only	4 oz. bottle; 1.5 oz. packet No. 55-403 also avail.
	16	Lifter	58	HT-951 Std Only	Hyd.
	16	Lifter, Bulk	58	HT-951B Std Only	Hyd.; Carton of 128
	QTY	PUSH ROD	YEARS	PART NO.	DESCRIPTION
	16	Push Rod	58	RP-3229R Std Only	Chrome-Moly; 9.1300" O.A.L.
	16	Push Rod	58	RP-3028 Std Only	VINTAGE; 9.1360" O.A.L.
	16	Push Rod, Bulk	58	BRP-3028 Std Only	VINTAGE; Carton of 100; 9.1360" O.A.L.
QTY	ROCKER PARTS	YEARS	PART NO.	DESCRIPTION	
16	Arm Assy.	58	R-848 Std Only	VINTAGE; Incl. arm & ball	
16	Arm	58	R-848A Std Only		
QTY	VALVE GUIDE	YEARS	PART NO.	DESCRIPTION	
8	Guide	58	VG-5034 Std Only	Loc. Int.; Cut to fit; 0.3430" ID, 2.5000" O.A.L.	
8	Guide	58	VG-5072 Std Only	VINTAGE; Cut to fit; 0.3440" ID, 2.8750" O.A.L.	
8	Guide	58	VG-5037 Std Only	VINTAGE; Loc. Exh.; 0.3420" ID, 2.7500" O.A.L.	
8	Guide	58	VG-5075T Std Only	VINTAGE; Loc. Exh.; Threaded; 0.3440" ID, 2.8750" O.A.L.	
8	Guide, Bulk	58	VG-5072B Std Only	VINTAGE; Cut to fit; Carton of 100; 0.3440" ID, 2.8750" O.A.L.	
8	Guide, Bulk	58	VG-5075TB Std Only	VINTAGE; Loc. Exh.; Threaded; Carton of 100; 0.3440" ID, 2.8750" O.A.L.	
QTY	VALVE SPRING	YEARS	PART NO.	DESCRIPTION	
16	Spring	58	VS-445 Std Only	VINTAGE; Loc. Inner; 1.8120" Free Height	
16	Spring	58	VS-446 Std Only	VINTAGE; Loc. Outer; 1.9800" Free Height	
QTY	VALVE SEAL	YEARS	PART NO.	DESCRIPTION	
16	Valve Stem Seal	58	MV-1233C Std Only	O-Ring; (RBB) Rubber	
16	Valve Stem Seal	58	ST-2092 Std Only	Positive type, Metal Clad; (RBB) Rubber	
16	Valve Stem Seal	58	ST-2003 Std Only	Positive type; Installation requires valve guide machining; (RBB) Rubber	
16	Valve Stem Seal Bulk	58	MV-1233 Std Only	O-Ring; Carton of 100; (RBB) Rubber	
16	Valve Stem Seal Bulk	58	ST-2003BC Std Only	Positive type; Installation requires valve guide machining; Carton of 100; (RBB) Rubber	
QTY	VALVE, MISC	YEARS	PART NO.	DESCRIPTION	
32	Keeper	58	VK-115A Std Only	1 groove; Square cut key groove; Carton pack 24	
32	Keeper	58	VK-115 Std Only	1 groove; Square cut key groove; Carton pack 32	
32	Keeper	58	VK-115R Std Only	1 groove; Square cut key groove; Hardened	
32	Keeper, Bulk	58	VK-115B Std Only	1 groove; Square cut key groove; Carton of 1000	
16	Spring Insert	58	259-301A Std Only	VINTAGE; .060"; Carton of 100	
QTY	RINGS	YEARS	PART NO.	DESCRIPTION	
1	Premium Set	58	E-253K 30 30-40-60	VINTAGE; 2-5/64, 1-3/16; Premium Moly	
1	Standard Set	58	E-253X Std-30-40-60	VINTAGE; 2-5/64, 1-3/16; Iron	
QTY	OIL PUMP	YEARS	PART NO.	DESCRIPTION	
1	Inter. Shaft	58	224-61236		

370 6.1L (6064cc) OHV V8 (16 Valve) (Pontiac), 4.0625" Bore (GMC Eng.), 3-2 Bbl. 1958 343

QTY	CAMSHAFT/LIFTER	YEARS	PART NO.	DESCRIPTION
1	Camshaft	58	CS-187	VINTAGE; w/M/T; Hydraulic, (050) Duration at .050 Lobe Lift, 190 Exh., 190 Int., 111 Degrees Lobe Separation
1	Prelube		55-403 Std Only	1.5 oz. packet
1	Prelube		55-400 Std Only	4 oz. bottle; 1.5 oz. packet No. 55-403 also avail.
16	Lifter	58	HT-951 Std Only	Hyd.
16	Lifter, Bulk	58	HT-951B Std Only	Hyd.; Carton of 128
QTY	PUSH ROD	YEARS	PART NO.	DESCRIPTION
16	Push Rod	58	RP-3229R Std Only	Chrome-Moly; 9.1300" O.A.L.
16	Push Rod	58	RP-3028 Std Only	VINTAGE; 9.1360" O.A.L.
16	Push Rod, Bulk	58	BRP-3028 Std Only	VINTAGE; Carton of 100; 9.1360" O.A.L.

(continued on next page)

GM Car (Incl. Buick, Cad., Chev., Olds., Pontiac)

343 370 6.1L (6064cc) OHV V8 (16 Valve) (Pontiac), 4.0625" Bore (GMC Eng.), 3-2 Bbl. 1958
(cont.)

VALVE TRAIN	QTY	ROCKER PARTS	YEARS	PART NO.	DESCRIPTION	VALVE TRAIN
	16	Arm Assy.	58	R-848 Std Only	VINTAGE; Incl. arm & ball	
	16	Arm	58	R-848A Std Only		
	QTY	VALVE GUIDE	YEARS	PART NO.	DESCRIPTION	
	8	Guide	58	VG-5034 Std Only	Loc. Int.; Cut to fit; 0.3430" ID, 2.5000" O.A.L	
	8	Guide	58	VG-5072 Std Only	VINTAGE; Cut to fit; 0.3440" ID, 2.8750" O.A.L	
	8	Guide	58	VG-5037 Std Only	VINTAGE; Loc. Exh.; 0.3420" ID, 2.7500" O.A.L	
	8	Guide	58	VG-5075T Std Only	VINTAGE; Loc. Exh.; Threaded; 0.3440" ID, 2.8750" O.A.L	
	8	Guide, Bulk	58	VG-5072B Std Only	VINTAGE; Cut to fit; Carton of 100; 0.3440" ID, 2.8750" O.A.L	
	8	Guide, Bulk	58	VG-5075TB Std Only	VINTAGE; Loc. Exh.; Threaded; Carton of 100; 0.3440" ID, 2.8750" O.A.L	
	QTY	VALVE SPRING	YEARS	PART NO.	DESCRIPTION	
	16	Spring	58	VS-445 Std Only	VINTAGE; Loc. Inner; 1.8120" Free Height	
	16	Spring	58	VS-446 Std Only	VINTAGE; Loc. Outer; 1.9800" Free Height	
	QTY	VALVE SEAL	YEARS	PART NO.	DESCRIPTION	
	16	Valve Stem Seal	58	MV-1233C Std Only	O-Ring; (RBB) Rubber	
	16	Valve Stem Seal	58	ST-2092 Std Only	Positive type, Metal Clad; (RBB) Rubber	
	16	Valve Stem Seal	58	ST-2003 Std Only	Positive type; Installation requires valve guide machining; (RBB) Rubber	
	16	Valve Stem Seal Bulk	58	MV-1233 Std Only	O-Ring; Carton of 100; (RBB) Rubber	
	16	Valve Stem Seal Bulk	58	ST-2003BC Std Only	Positive type; Installation requires valve guide machining; Carton of 100; (RBB) Rubber	
	QTY	VALVE, MISC	YEARS	PART NO.	DESCRIPTION	
	32	Keeper	58	VK-115A Std Only	1 groove; Square cut key groove; Carton pack 24	
	32	Keeper	58	VK-115 Std Only	1 groove; Square cut key groove; Carton pack 32	
	32	Keeper	58	VK-115R Std Only	1 groove; Square cut key groove; Hardened	
	32	Keeper, Bulk	58	VK-115B Std Only	1 groove; Square cut key groove; Carton of 1000	
	16	Spring Insert	58	259-301A Std Only	VINTAGE; .060"; Carton of 100	
	QTY	RINGS	YEARS	PART NO.	DESCRIPTION	
	1	Premium Set	58	E-253K 30 30-40-60	VINTAGE; 2-5/64, 1-3/16; Premium Moly	
	1	Standard Set	58	E-253X Std-30-40-60	VINTAGE; 2-5/64, 1-3/16; Iron	
	QTY	OIL PUMP	YEARS	PART NO.	DESCRIPTION	
	1	Inter. Shaft	58	224-61236		

344 370 6.1L (6064cc) OHV V8 (16 Valve) (Pontiac), 4.0625" Bore (GMC Eng.), 4 Bbl. 1958

VALVE TRAIN	QTY	CAMSHAFT/LIFTER	YEARS	PART NO.	DESCRIPTION	VALVE TRAIN
	1	Camshaft	58	CS-187	VINTAGE; w/M/T; Hydraulic, (050) Duration at .050 Lobe Lift, 190 Exh., 190 Int., 111 Degrees Lobe Separation	
	1	Prelube		55-403 Std Only	1.5 oz. packet	
	1	Prelube		55-400 Std Only	4 oz. bottle; 1.5 oz. packet No. 55-403 also avail.	
	16	Lifter	58	HT-951 Std Only	Hyd.	
	16	Lifter, Bulk	58	HT-951B Std Only	Hyd.; Carton of 128	
	QTY	PUSH ROD	YEARS	PART NO.	DESCRIPTION	
	16	Push Rod	58	RP-3229R Std Only	Chrome-Moly; 9.1300" O.A.L.	
	16	Push Rod	58	RP-3028 Std Only	VINTAGE; 9.1360" O.A.L.	
	16	Push Rod, Bulk	58	BRP-3028 Std Only	VINTAGE; Carton of 100; 9.1360" O.A.L.	
	QTY	ROCKER PARTS	YEARS	PART NO.	DESCRIPTION	
	16	Arm Assy.	58	R-848 Std Only	VINTAGE; Incl. arm & ball	
	16	Arm	58	R-848A Std Only		
	QTY	VALVE GUIDE	YEARS	PART NO.	DESCRIPTION	
	8	Guide	58	VG-5034 Std Only	Loc. Int.; Cut to fit; 0.3430" ID, 2.5000" O.A.L	
	8	Guide	58	VG-5072 Std Only	VINTAGE; Cut to fit; 0.3440" ID, 2.8750" O.A.L	
	8	Guide	58	VG-5037 Std Only	VINTAGE; Loc. Exh.; 0.3420" ID, 2.7500" O.A.L	
	8	Guide	58	VG-5075T Std Only	VINTAGE; Loc. Exh.; Threaded; 0.3440" ID, 2.8750" O.A.L	
	8	Guide, Bulk	58	VG-5072B Std Only	VINTAGE; Cut to fit; Carton of 100; 0.3440" ID, 2.8750" O.A.L	
	8	Guide, Bulk	58	VG-5075TB Std Only	VINTAGE; Loc. Exh.; Threaded; Carton of 100; 0.3440" ID, 2.8750" O.A.L	
	QTY	VALVE SPRING	YEARS	PART NO.	DESCRIPTION	
	16	Spring	58	VS-445 Std Only	VINTAGE; Loc. Inner; 1.8120" Free Height	
	16	Spring	58	VS-446 Std Only	VINTAGE; Loc. Outer; 1.9800" Free Height	
	QTY	VALVE SEAL	YEARS	PART NO.	DESCRIPTION	
	16	Valve Stem Seal	58	MV-1233C Std Only	O-Ring; (RBB) Rubber	
	16	Valve Stem Seal	58	ST-2092 Std Only	Positive type, Metal Clad; (RBB) Rubber	
	16	Valve Stem Seal	58	ST-2003 Std Only	Positive type; Installation requires valve guide machining; (RBB) Rubber	
	16	Valve Stem Seal Bulk	58	MV-1233 Std Only	O-Ring; Carton of 100; (RBB) Rubber	

(continued on next page)

GM Car (Incl. Buick, Cad., Chev., Olds., Pontiac)

370 6.1L (6064cc) OHV V8 (16 Valve) (Pontiac), 4.0625" Bore (GMC Eng.), 4 Bbl. 1958 344
(cont.)

QTY	VALVE SEAL (cont.)	YEARS	PART NO.	DESCRIPTION
16	Valve Stem Seal Bulk	58	ST-2003BC Std Only	Positive type; Installation requires valve guide machining; Carton of 100; (RBB) Rubber
QTY	VALVE, MISC	YEARS	PART NO.	DESCRIPTION
32	Keeper	58	VK-115A Std Only	1 groove; Square cut key groove; Carton pack 24
32	Keeper	58	VK-115 Std Only	1 groove; Square cut key groove; Carton pack 32
32	Keeper	58	VK-115R Std Only	1 groove; Square cut key groove; Hardened
32	Keeper, Bulk	58	VK-115B Std Only	1 groove; Square cut key groove; Carton of 1000
16	Spring Insert	58	259-301A Std Only	VINTAGE; .060"; Carton of 100
QTY	RINGS	YEARS	PART NO.	DESCRIPTION
1	Premium Set	58	E-253K 30 30-40-60	VINTAGE; 2-5/64, 1-3/16; Premium Moly
1	Standard Set	58	E-253X Std-30-40-60	VINTAGE; 2-5/64, 1-3/16; Iron
QTY	OIL PUMP	YEARS	PART NO.	DESCRIPTION
1	Inter. Shaft	58	224-61236	

370 6.1L (6064cc) OHV V8 (16 Valve) (Pontiac), 4.0625" Bore (GMC Eng.), MFI 1958 345

QTY	CAMSHAFT/LIFTER	YEARS	PART NO.	DESCRIPTION
1	Camshaft	58	CS-187	VINTAGE; w/M/T; Hydraulic, (050) Duration at .050 Lobe Lift, 190 Exh., 190 Int., 111 Degrees Lobe Separation
1	Prelube		55-403 Std Only	1.5 oz. packet
1	Prelube		55-400 Std Only	4 oz. bottle; 1.5 oz. packet No. 55-403 also avail.
16	Lifter	58	HT-951 Std Only	Hyd.
16	Lifter, Bulk	58	HT-951B Std Only	Hyd.; Carton of 128
QTY	PUSH ROD	YEARS	PART NO.	DESCRIPTION
16	Push Rod	58	RP-3229R Std Only	Chrome-Moly; 9.1300" O.A.L.
16	Push Rod	58	RP-3028 Std Only	VINTAGE; 9.1360" O.A.L.
16	Push Rod, Bulk	58	BRP-3028 Std Only	VINTAGE; Carton of 100; 9.1360" O.A.L.
QTY	ROCKER PARTS	YEARS	PART NO.	DESCRIPTION
16	Arm Assy.	58	R-848 Std Only	VINTAGE; Incl. arm & ball
16	Arm	58	R-848A Std Only	
QTY	VALVE GUIDE	YEARS	PART NO.	DESCRIPTION
8	Guide	58	VG-5034 Std Only	Loc. Int.; Cut to fit; 0.3430" ID, 2.5000" O.A.L
8	Guide	58	VG-5072 Std Only	VINTAGE; Cut to fit; 0.3440" ID, 2.8750" O.A.L
8	Guide	58	VG-5037 Std Only	VINTAGE; Loc. Exh.; 0.3420" ID, 2.7500" O.A.L
8	Guide	58	VG-5075T Std Only	VINTAGE; Loc. Exh.; Threaded; 0.3440" ID, 2.8750" O.A.L
8	Guide, Bulk	58	VG-5072B Std Only	VINTAGE; Cut to fit; Carton of 100; 0.3440" ID, 2.8750" O.A.L
8	Guide, Bulk	58	VG-5075TB Std Only	VINTAGE; Loc. Exh.; Threaded; Carton of 100; 0.3440" ID, 2.8750" O.A.L
QTY	VALVE SPRING	YEARS	PART NO.	DESCRIPTION
16	Spring	58	VS-445 Std Only	VINTAGE; Loc. Inner; 1.8120" Free Height
16	Spring	58	VS-446 Std Only	VINTAGE; Loc. Outer; 1.9800" Free Height
QTY	VALVE SEAL	YEARS	PART NO.	DESCRIPTION
16	Valve Stem Seal	58	MV-1233C Std Only	O-Ring; (RBB) Rubber
16	Valve Stem Seal	58	ST-2092 Std Only	Positive type, Metal Clad; (RBB) Rubber
16	Valve Stem Seal	58	ST-2003 Std Only	Positive type; Installation requires valve guide machining; (RBB) Rubber
16	Valve Stem Seal Bulk	58	MV-1233 Std Only	O-Ring; Carton of 100; (RBB) Rubber
16	Valve Stem Seal Bulk	58	ST-2003BC Std Only	Positive type; Installation requires valve guide machining; Carton of 100; (RBB) Rubber
QTY	VALVE, MISC	YEARS	PART NO.	DESCRIPTION
32	Keeper	58	VK-115A Std Only	1 groove; Square cut key groove; Carton pack 24
32	Keeper	58	VK-115 Std Only	1 groove; Square cut key groove; Carton pack 32
32	Keeper	58	VK-115R Std Only	1 groove; Square cut key groove; Hardened
32	Keeper, Bulk	58	VK-115B Std Only	1 groove; Square cut key groove; Carton of 1000
16	Spring Insert	58	259-301A Std Only	VINTAGE; .060"; Carton of 100
QTY	RINGS	YEARS	PART NO.	DESCRIPTION
1	Premium Set	58	E-253K 30 30-40-60	VINTAGE; 2-5/64, 1-3/16; Premium Moly
1	Standard Set	58	E-253X Std-30-40-60	VINTAGE; 2-5/64, 1-3/16; Iron
QTY	OIL PUMP	YEARS	PART NO.	DESCRIPTION
1	Inter. Shaft	58	224-61236	

371 6.1L (6081cc) OHV V8 (16 Valve) (Oldsmobile), 4" Bore (GMC Eng.), 2 Bbl. "Eng. Code CE" 1960 346

QTY	TIMING	YEARS	PART NO.	DESCRIPTION
1	Timing Chain	60	222-494	48 Links
QTY	PUSH ROD	YEARS	PART NO.	DESCRIPTION
16	Push Rod	60	RP-3024 Std Only	VINTAGE; 9.2850" O.A.L.

(continued on next page)

GM Car (Incl. Buick, Cad., Chev., Olds., Pontiac)

346 371 6.1L (6081cc) OHV V8 (16 Valve) (Oldsmobile), 4" Bore (GMC Eng.), 2 Bbl. "Eng. Code CE" 1960 (cont.)

QTY	VALVE GUIDE	YEARS	PART NO.	DESCRIPTION
8	Guide	60	VG-584 Std Only	VINTAGE; Loc. Exh.; 0.3973" ID, 2.3800" O.A.L
8	Guide	60	VG-538 Std Only	VINTAGE; Loc. Int.; 0.3450" ID, 2.3750" O.A.L
QTY	VALVE SPRING	YEARS	PART NO.	DESCRIPTION
8	Spring	60	VS-526 Std Only	VINTAGE; 2.2500" Free Height
QTY	VALVE, MISC	YEARS	PART NO.	DESCRIPTION
32	Keeper	60	VK-115A Std Only	1 groove; Square cut key groove; Carton pack 24
32	Keeper	60	VK-115 Std Only	1 groove; Square cut key groove; Carton pack 32
32	Keeper	60	VK-115R Std Only	1 groove; Square cut key groove; Hardened
32	Keeper, Bulk	60	VK-115B Std Only	1 groove; Square cut key groove; Carton of 1000
16	Spring Insert	60	259-303C Std Only	.015"; ID .703"; Carton of 100
16	Spring Insert	60	259-303B Std Only	.030"; ID .703"; Carton of 100
16	Spring Insert	60	259-303A Std Only	.060"; ID .703"; Carton of 100
16	Spring Insert	60	259-303ARS Std Only	.060"; ID .703"; Carton of 500
QTY	PISTON	YEARS	PART NO.	DESCRIPTION
8	Pin Bushing	60	1559VA	VINTAGE; 1.037" OD
QTY	RINGS	YEARS	PART NO.	DESCRIPTION
1	Premium Set	60	E-248K Std-30-40-60	VINTAGE; 1-5/64, 1-3/32, 1-3/16; Premium Moly
1	Standard Set	60	E-248X Std-30-60	VINTAGE; 1-5/64, 1-3/32, 1-3/16; Iron
QTY	ENGINE BEARINGS	YEARS	PART NO.	DESCRIPTION
1	Rod Set	60	8-3345P Std-10-20-30-40	
8	Rod Pair	60	3345P Std-1-10-20-30-40	
1	Cam Set	60	1164M Std Only	VINTAGE

347 371 6.1L (6081cc) OHV V8 (16 Valve) (Oldsmobile), 4" Bore (GMC Eng.), 4 Bbl. "Eng. Code CH" 1960

QTY	TIMING	YEARS	PART NO.	DESCRIPTION
1	Timing Chain	60	222-494	48 Links
QTY	PUSH ROD	YEARS	PART NO.	DESCRIPTION
16	Push Rod	60	RP-3024 Std Only	VINTAGE; 9.2850" O.A.L.
QTY	VALVE GUIDE	YEARS	PART NO.	DESCRIPTION
8	Guide	60	VG-584 Std Only	VINTAGE; Loc. Exh.; 0.3973" ID, 2.3800" O.A.L
8	Guide	60	VG-538 Std Only	VINTAGE; Loc. Int.; 0.3450" ID, 2.3750" O.A.L
QTY	VALVE SPRING	YEARS	PART NO.	DESCRIPTION
8	Spring	60	VS-526 Std Only	VINTAGE; 2.2500" Free Height
QTY	VALVE, MISC	YEARS	PART NO.	DESCRIPTION
32	Keeper	60	VK-115A Std Only	1 groove; Square cut key groove; Carton pack 24
32	Keeper	60	VK-115 Std Only	1 groove; Square cut key groove; Carton pack 32
32	Keeper	60	VK-115R Std Only	1 groove; Square cut key groove; Hardened
32	Keeper, Bulk	60	VK-115B Std Only	1 groove; Square cut key groove; Carton of 1000
16	Spring Insert	60	259-303C Std Only	.015"; ID .703"; Carton of 100
16	Spring Insert	60	259-303B Std Only	.030"; ID .703"; Carton of 100
16	Spring Insert	60	259-303A Std Only	.060"; ID .703"; Carton of 100
16	Spring Insert	60	259-303ARS Std Only	.060"; ID .703"; Carton of 500
QTY	PISTON	YEARS	PART NO.	DESCRIPTION
8	Pin Bushing	60	1559VA	VINTAGE; 1.037" OD
QTY	RINGS	YEARS	PART NO.	DESCRIPTION
1	Premium Set	60	E-248K Std-30-40-60	VINTAGE; 1-5/64, 1-3/32, 1-3/16; Premium Moly
1	Standard Set	60	E-248X Std-30-60	VINTAGE; 1-5/64, 1-3/32, 1-3/16; Iron
QTY	ENGINE BEARINGS	YEARS	PART NO.	DESCRIPTION
1	Rod Set	60	8-3345P Std-10-20-30-40	
8	Rod Pair	60	3345P Std-1-10-20-30-40	
1	Cam Set	60	1164M Std Only	VINTAGE

348 371 6.1L (6081cc) OHV V8 (16 Valve) (Oldsmobile), 4" Bore (GMC Eng.), 2 Bbl. 1960-1958

QTY	TIMING	YEARS	PART NO.	DESCRIPTION
1	Timing Chain	60-58	222-494	48 Links
1	Cam Sprocket	58	223-245	VINTAGE; 1/2" pitch; 48 Teeth
QTY	PUSH ROD	YEARS	PART NO.	DESCRIPTION
16	Push Rod	60-59	RP-3024 Std Only	VINTAGE; 9.2850" O.A.L.
QTY	VALVE GUIDE	YEARS	PART NO.	DESCRIPTION
8	Guide	60-58	VG-584 Std Only	VINTAGE; Loc. Exh.; 0.3973" ID, 2.3800" O.A.L
8	Guide	60-58	VG-538 Std Only	VINTAGE; Loc. Int.; 0.3450" ID, 2.3750" O.A.L
QTY	VALVE SPRING	YEARS	PART NO.	DESCRIPTION
8	Spring	60-58	VS-526 Std Only	VINTAGE; 2.2500" Free Height
QTY	VALVE, MISC	YEARS	PART NO.	DESCRIPTION
32	Keeper	60-58	VK-115A Std Only	1 groove; Square cut key groove; Carton pack 24

(continued on next page)

GM Car (Incl. Buick, Cad., Chev., Olds., Pontiac)

371 6.1L (6081cc) OHV V8 (16 Valve) (Oldsmobile), 4" Bore (GMC Eng.), 2 Bbl. 1960-1958 348
(cont.)

	QTY	VALVE, MISC (cont.)	YEARS	PART NO.	DESCRIPTION
BLOCK	32	Keeper	60-58	VK-115 Std Only	1 groove; Square cut key groove; Carton pack 32
	32	Keeper	60-58	VK-115R Std Only	1 groove; Square cut key groove; Hardened
	32	Keeper, Bulk	60-58	VK-115B Std Only	1 groove; Square cut key groove; Carton of 1000
	16	Spring Insert	60-58	259-303C Std Only	.015"; ID .703"; Carton of 100
	16	Spring Insert	60-58	259-303B Std Only	.030"; ID .703"; Carton of 100
	16	Spring Insert	60-58	259-303A Std Only	.060"; ID .703"; Carton of 100
	16	Spring Insert	60-58	259-303ARS Std Only	.060"; ID .703"; Carton of 500
BLOCK	QTY	PISTON	YEARS	PART NO.	DESCRIPTION
	8	Pin Bushing	60-59	1559VA	VINTAGE; 1.037" OD
	QTY	RINGS	YEARS	PART NO.	DESCRIPTION
	1	Premium Set	60-58	E-248K Std-30-40-60	VINTAGE; 1-5/64, 1-3/32, 1-3/16; Premium Moly
	1	Standard Set	60-58	E-248X Std-30-60	VINTAGE; 1-5/64, 1-3/32, 1-3/16; Iron
	QTY	ENGINE BEARINGS	YEARS	PART NO.	DESCRIPTION
1	Rod Set	60-59	8-3345P Std-10-20-30-40		
8	Rod Pair	60-59	3345P Std-1-10-20-30-40		
1	Cam Set	60-59	1164M Std Only	VINTAGE	

371 6.1L (6081cc) OHV V8 (16 Valve) (Oldsmobile), 4" Bore (GMC Eng.), 3-2 Bbl. 1958-1957 349

	QTY	TIMING	YEARS	PART NO.	DESCRIPTION
VALVE TRAIN	1	Timing Chain	58-57	222-494	48 Links
	1	Cam Sprocket	58-57	223-245	VINTAGE; 1/2" pitch; 48 Teeth
	QTY	VALVE GUIDE	YEARS	PART NO.	DESCRIPTION
	8	Guide	58-57	VG-584 Std Only	VINTAGE; Loc. Exh.; 0.3973" ID, 2.3800" O.A.L
	8	Guide	58-57	VG-538 Std Only	VINTAGE; Loc. Int.; 0.3450" ID, 2.3750" O.A.L
	QTY	VALVE SPRING	YEARS	PART NO.	DESCRIPTION
	8	Spring	58	VS-526 Std Only	VINTAGE; 2.2500" Free Height
	QTY	VALVE, MISC	YEARS	PART NO.	DESCRIPTION
	32	Keeper	58-57	VK-115A Std Only	1 groove; Square cut key groove; Carton pack 24
	32	Keeper	58-57	VK-115 Std Only	1 groove; Square cut key groove; Carton pack 32
32	Keeper	58-57	VK-115R Std Only	1 groove; Square cut key groove; Hardened	
32	Keeper, Bulk	58-57	VK-115B Std Only	1 groove; Square cut key groove; Carton of 1000	
16	Spring Insert	58-57	259-303C Std Only	.015"; ID .703"; Carton of 100	
16	Spring Insert	58-57	259-303B Std Only	.030"; ID .703"; Carton of 100	
16	Spring Insert	58-57	259-303A Std Only	.060"; ID .703"; Carton of 100	
16	Spring Insert	58-57	259-303ARS Std Only	.060"; ID .703"; Carton of 500	
QTY	RINGS	YEARS	PART NO.	DESCRIPTION	
1	Premium Set	58-57	E-248K Std-30-40-60	VINTAGE; 1-5/64, 1-3/32, 1-3/16; Premium Moly	
1	Standard Set	58-57	E-248X Std-30-60	VINTAGE; 1-5/64, 1-3/32, 1-3/16; Iron	

371 6.1L (6081cc) OHV V8 (16 Valve) (Oldsmobile), 4" Bore (GMC Eng.), 4 Bbl. 1960-1957 350

	QTY	TIMING	YEARS	PART NO.	DESCRIPTION
VALVE TRAIN	1	Timing Chain	60-57	222-494	48 Links
	1	Cam Sprocket	58-57	223-245	VINTAGE; 1/2" pitch; 48 Teeth
	QTY	PUSH ROD	YEARS	PART NO.	DESCRIPTION
	16	Push Rod	60-59	RP-3024 Std Only	VINTAGE; 9.2850" O.A.L.
	QTY	VALVE GUIDE	YEARS	PART NO.	DESCRIPTION
	8	Guide	60-57	VG-584 Std Only	VINTAGE; Loc. Exh.; 0.3973" ID, 2.3800" O.A.L
	8	Guide	60-57	VG-538 Std Only	VINTAGE; Loc. Int.; 0.3450" ID, 2.3750" O.A.L
	QTY	VALVE SPRING	YEARS	PART NO.	DESCRIPTION
	8	Spring	60-58	VS-526 Std Only	VINTAGE; 2.2500" Free Height
	QTY	VALVE, MISC	YEARS	PART NO.	DESCRIPTION
32	Keeper	60-57	VK-115A Std Only	1 groove; Square cut key groove; Carton pack 24	
32	Keeper	60-57	VK-115 Std Only	1 groove; Square cut key groove; Carton pack 32	
32	Keeper	60-57	VK-115R Std Only	1 groove; Square cut key groove; Hardened	
32	Keeper, Bulk	60-57	VK-115B Std Only	1 groove; Square cut key groove; Carton of 1000	
16	Spring Insert	60-57	259-303C Std Only	.015"; ID .703"; Carton of 100	
16	Spring Insert	60-57	259-303B Std Only	.030"; ID .703"; Carton of 100	
16	Spring Insert	60-57	259-303A Std Only	.060"; ID .703"; Carton of 100	
16	Spring Insert	60-57	259-303ARS Std Only	.060"; ID .703"; Carton of 500	
QTY	PISTON	YEARS	PART NO.	DESCRIPTION	
8	Pin Bushing	60-59	1559VA	VINTAGE; 1.037" OD	
QTY	RINGS	YEARS	PART NO.	DESCRIPTION	
1	Premium Set	60-57	E-248K Std-30-40-60	VINTAGE; 1-5/64, 1-3/32, 1-3/16; Premium Moly	
1	Standard Set	60-57	E-248X Std-30-60	VINTAGE; 1-5/64, 1-3/32, 1-3/16; Iron	

(continued on next page)

GM Car (Incl. Buick, Cad., Chev., Olds., Pontiac)

350 371 6.1L (6081cc) OHV V8 (16 Valve) (Oldsmobile), 4" Bore (GMC Eng.), 4 Bbl. 1960-1957
(cont.)

QTY	ENGINE BEARINGS	YEARS	PART NO.	DESCRIPTION
1	Rod Set	60-59	8-3345P Std-10-20-30-40	
8	Rod Pair	60-59	3345P Std-1-10-20-30-40	
1	Cam Set	60-59	1164M Std Only	VINTAGE

351 389 6.4L (6376cc) OHV V8 (16 Valve) (Pontiac), 4.0625" Bore (GMC Eng.), 2 Bbl. "Eng. Code 01A" 1964-1962

QTY	TIMING	YEARS	PART NO.	DESCRIPTION
1	3 Piece Set	64-62	KT3-350S	VINTAGE; 223-305, 223-371 not sold separately; (1) 222-350; (1) 223-305; (1) 223-371
1	CAMSHAFT/LIFTER Camshaft	64-62	CS-187	VINTAGE; w/A/T; Hydraulic, (050) Duration at .050 Lobe Lift, 190 Exh., 190 Int., 111 Degrees Lobe Separation
1	Prelube		55-403 Std Only	1.5 oz. packet
1	Prelube		55-400 Std Only	4 oz. bottle; 1.5 oz. packet No. 55-403 also avail.
16	Lifter	64-62	HT-951 Std Only	Hyd.
16	Lifter, Bulk	64-62	HT-951B Std Only	Hyd.; Carton of 128
16	PUSH ROD Push Rod	64-62	RP-3164 Std-35-60	8.6930" O.A.L.
16	Push Rod	64-62	RP-3213R Std Only	Chrome-Moly; 8.6900" O.A.L.
16	ROCKER PARTS Arm Assy.	64-62	R-848 Std Only	VINTAGE; Incl. arm & ball
16	Arm	64-62	R-848A Std Only	
8	VALVE Intake	64-63	V-1532 Std Only	VINTAGE; 10.5:1 C.R.; 1.8820" Head Dia., 0.3409" Stem Dia., 4.8543" O.A.L.
8	Intake	62	V-1532 Std Only	VINTAGE; 1.8820" Head Dia., 0.3409" Stem Dia., 4.8543" O.A.L.
16	VALVE SPRING Spring	64-62	VS-445 Std Only	VINTAGE; Loc. Inner; 1.8120" Free Height
16	Spring	64-62	VS-446 Std Only	VINTAGE; Loc. Outer; 1.9800" Free Height
16	VALVE SEAL Valve Stem Seal	64-62	MV-1233C Std Only	O-Ring; (RBB) Rubber
16	Valve Stem Seal	64-62	ST-2092 Std Only	Positive type, Metal Clad; (RBB) Rubber
16	Valve Stem Seal	64-62	ST-2003 Std Only	Positive type; Installation requires valve guide machining; (RBB) Rubber
16	Valve Stem Seal Bulk	64-62	MV-1233 Std Only	O-Ring; Carton of 100; (RBB) Rubber
16	Valve Stem Seal Bulk	64-62	ST-2003BC Std Only	Positive type; Installation requires valve guide machining; Carton of 100; (RBB) Rubber
8	VALVE SEAT Seat	64-62	245-1937-1 Std Only	Loc. Int.; 1.9425" OD, 1.6875" ID, 0.2480" Depth
32	VALVE, MISC Keeper	64-62	VK-115A Std Only	1 groove; Square cut key groove; Carton pack 24
32	Keeper	64-62	VK-115 Std Only	1 groove; Square cut key groove; Carton pack 32
32	Keeper	64-62	VK-115R Std Only	1 groove; Square cut key groove; Hardened
32	Keeper, Bulk	64-62	VK-115B Std Only	1 groove; Square cut key groove; Carton of 1000
16	Spring Insert	64-62	259-301A Std Only	VINTAGE; .060"; Carton of 100
8	PISTON Cast Piston	64-62	288P Std-30-40-60	VINTAGE; Cast; .9804" Pin Dia.; 2 Rings 5/64 Groove, 1 Ring 3/16 Groove, 1.700 CD, Flat Head w/4 valve reliefs - 10.1:1 C.R.
8	Cast Piston - Individual	64-62	W288P Std-30-40-60	VINTAGE; Cast; .9804" Pin Dia.; 2 Rings 5/64 Groove, 1 Ring 3/16 Groove, 1.700 CD, Flat Head w/4 valve reliefs - 10.1:1 C.R.
1	RINGS Premium Set	64-62	E-253K 30 30-40-60	VINTAGE; 2-5/64, 1-3/16; Premium Moly
1	Standard Set	64-62	E-253X Std-30-40-60	VINTAGE; 2-5/64, 1-3/16; Iron
1	ENGINE BEARINGS Main Set	64-62	113M Std-10-20	Performance; 3/4 grooved
1	Main Set	64-62	4040M Std-1-10-20-30	VINTAGE; Grooved upper main brgs.
1	Rod Set	64-62	8-7050CH Std-10-20	Performance
1	Cam Set	64-63	1220M Std Only	
1	Cam Set	62	1146M Std Only	VINTAGE
1	OIL PUMP Oil Pump	64-62	224-43364S	High Pressure; 3/4" inlet tube; Incl. screen
1	Inter. Shaft	64-62	224-61236	
1	Screen Assy.	64-62	224-11236	3/4" inlet tube

(continued on next page)

GM Car (Incl. Buick, Cad., Chev., Olds., Pontiac)

389 6.4L (6376cc) OHV V8 (16 Valve) (Pontiac), 4.0625" Bore (GMC Eng.), 2 Bbl. "Eng. Code 01A" 1964-1962 351 (cont.)

BLOCK	QTY	GASKETS	YEARS	PART NO.	DESCRIPTION	BLOCK
	1	Kit Gasket Set	64-63	260-1025	VINTAGE; Int. manifold gskts. not incl.; Push rod cover gskt. not incl.	
	QTY	FREEZE PLUGS	YEARS	PART NO.	DESCRIPTION	
	1	Brass Block Plug Kit	64-62	381-8021	VINTAGE	
	1	Steel Block Plug Kit	64-62	381-4028		
	1	Brass Deep Cup Freeze Plug	64-62	381-9010	0.938" Diameter	
	1	Brass Deep Cup Freeze Plug	64-62	381-9026	1.953" Diameter	
	1	Steel Deep Cup Freeze Plug	64-62	381-3039	0.938" Diameter	
	1	Steel Deep Cup Freeze Plug	64-62	381-3042	1.953" Diameter	
	1	Steel Deep Cup Freeze Plug	64-62	381-3112	2.063" Diameter	

389 6.4L (6376cc) OHV V8 (16 Valve) (Pontiac), 4.0625" Bore (GMC Eng.), 4 Bbl. "Eng. Code 02A" 1962 352

VALVE TRAIN	QTY	TIMING	YEARS	PART NO.	DESCRIPTION	VALVE TRAIN
	1	3 Piece Set	62	KT3-350S	VINTAGE; 223-305, 223-371 not sold separately; (1) 222-350; (1) 223-305; (1) 223-371	
	QTY	CAMSHAFT/LIFTER	YEARS	PART NO.	DESCRIPTION	
	16	Lifter	62	HT-951 Std Only	Hyd.	
	16	Lifter, Bulk	62	HT-951B Std Only	Hyd.; Carton of 128	
	QTY	PUSH ROD	YEARS	PART NO.	DESCRIPTION	
	16	Push Rod	62	RP-3164 Std-35-60	8.6930" O.A.L.	
	16	Push Rod	62	RP-3213R Std Only	Chrome-Moly; 8.6900" O.A.L.	
	QTY	ROCKER PARTS	YEARS	PART NO.	DESCRIPTION	
	16	Arm Assy.	62	R-848 Std Only	VINTAGE; Incl. arm & ball	
	16	Arm	62	R-848A Std Only		
	QTY	VALVE	YEARS	PART NO.	DESCRIPTION	
	8	Intake	62	V-1532 Std Only	VINTAGE; 1.8820" Head Dia., 0.3409" Stem Dia., 4.8543" O.A.L.	
	QTY	VALVE SPRING	YEARS	PART NO.	DESCRIPTION	
	16	Spring	62	VS-445 Std Only	VINTAGE; Loc. Inner; 1.8120" Free Height	
	16	Spring	62	VS-446 Std Only	VINTAGE; Loc. Outer; 1.9800" Free Height	
	QTY	VALVE SEAL	YEARS	PART NO.	DESCRIPTION	
	16	Valve Stem Seal	62	MV-1233C Std Only	O-Ring; (RBB) Rubber	
	16	Valve Stem Seal	62	ST-2092 Std Only	Positive type, Metal Clad; (RBB) Rubber	
	16	Valve Stem Seal	62	ST-2003 Std Only	Positive type; Installation requires valve guide machining; (RBB) Rubber	
	16	Valve Stem Seal Bulk	62	MV-1233 Std Only	O-Ring; Carton of 100; (RBB) Rubber	
	16	Valve Stem Seal Bulk	62	ST-2003BC Std Only	Positive type; Installation requires valve guide machining; Carton of 100; (RBB) Rubber	
	QTY	VALVE SEAT	YEARS	PART NO.	DESCRIPTION	
	8	Seat	62	245-1937-1 Std Only	Loc. Int.; 1.9425" OD, 1.6875" ID, 0.2480" Depth	
	QTY	VALVE, MISC	YEARS	PART NO.	DESCRIPTION	
	32	Keeper	62	VK-115A Std Only	1 groove; Square cut key groove; Carton pack 24	
	32	Keeper	62	VK-115 Std Only	1 groove; Square cut key groove; Carton pack 32	
	32	Keeper	62	VK-115R Std Only	1 groove; Square cut key groove; Hardened	
	32	Keeper, Bulk	62	VK-115B Std Only	1 groove; Square cut key groove; Carton of 1000	
	16	Spring Insert	62	259-301A Std Only	VINTAGE; .060"; Carton of 100	
	QTY	PISTON	YEARS	PART NO.	DESCRIPTION	
	8	Cast Piston	62	288P Std-30-40-60	VINTAGE; Cast; .9804" Pin Dia.; 2 Rings 5/64 Groove, 1 Ring 3/16 Groove, 1.700 CD, Flat Head w/4 valve reliefs - 10.1:1 C.R.	
	8	Cast Piston - Individual	62	W288P Std-30-40-60	VINTAGE; Cast; .9804" Pin Dia.; 2 Rings 5/64 Groove, 1 Ring 3/16 Groove, 1.700 CD, Flat Head w/4 valve reliefs - 10.1:1 C.R.	
	QTY	RINGS	YEARS	PART NO.	DESCRIPTION	
	1	Premium Set	62	E-253K 30 30-40-60	VINTAGE; 2-5/64, 1-3/16; Premium Moly	
	1	Standard Set	62	E-253X Std-30-40-60	VINTAGE; 2-5/64, 1-3/16; Iron	
	QTY	ENGINE BEARINGS	YEARS	PART NO.	DESCRIPTION	
	1	Main Set	62	113M Std-10-20	Performance; 3/4 grooved	
	1	Main Set	62	4040M Std-1-10-20-30	VINTAGE; Grooved upper main brgs.	
	1	Rod Set	62	8-7050CH Std-10-20	Performance	
	1	Cam Set	62	1146M Std Only	VINTAGE	
	QTY	OIL PUMP	YEARS	PART NO.	DESCRIPTION	
	1	Oil Pump	62	224-43364S	High Pressure; 3/4" inlet tube; Incl. screen	
	1	Inter. Shaft	62	224-61236		
	1	Screen Assy.	62	224-11236	3/4" inlet tube	

(continued on next page)

GM Car (Incl. Buick, Cad., Chev., Olds., Pontiac)

352 389 6.4L (6376cc) OHV V8 (16 Valve) (Pontiac), 4.0625" Bore (GMC Eng.), 4 Bbl. "Eng. Code 02A" 1962
(cont.)

BLOCK	QTY	FREEZE PLUGS	YEARS	PART NO.	DESCRIPTION	BLOCK
	1	Brass Block Plug Kit	62	381-8021	VINTAGE	
	1	Steel Block Plug Kit	62	381-4028		
	1	Brass Deep Cup Freeze Plug	62	381-9010	0.938" Diameter	
	1	Brass Deep Cup Freeze Plug	62	381-9026	1.953" Diameter	
	1	Steel Deep Cup Freeze Plug	62	381-3039	0.938" Diameter	
	1	Steel Deep Cup Freeze Plug	62	381-3042	1.953" Diameter	
	1	Steel Deep Cup Freeze Plug	62	381-3112	2.063" Diameter	

353 389 6.4L (6376cc) OHV V8 (16 Valve) (Pontiac), 4.0625" Bore (GMC Eng.), 4 Bbl. "Eng. Code 02B" 1964-1962

VALVE TRAIN	QTY	TIMING	YEARS	PART NO.	DESCRIPTION	VALVE TRAIN
	1	3 Piece Set	64-62	KT3-350S	VINTAGE; 223-305, 223-371 not sold separately; (1) 222-350; (1) 223-305; (1) 223-371	
	16	CAMSHAFT/LIFTER	64-62	PART NO.	DESCRIPTION	
	16	Lifter	64-62	HT-951 Std Only	Hyd.	
	16	Lifter, Bulk	64-62	HT-951B Std Only	Hyd.; Carton of 128	
	16	PUSH ROD	64-62	PART NO.	DESCRIPTION	
	16	Push Rod	64-62	RP-3164 Std-35-60	8.6930" O.A.L.	
	16	Push Rod	64-62	RP-3213R Std Only	Chrome-Moly; 8.6900" O.A.L.	
	16	ROCKER PARTS	64-62	PART NO.	DESCRIPTION	
	16	Arm Assy.	64-62	R-848 Std Only	VINTAGE; Incl. arm & ball	
	16	Arm	64-62	R-848A Std Only		
	8	VALVE	64-63	PART NO.	DESCRIPTION	
	8	Intake	64-63	V-1532 Std Only	VINTAGE; 10.5:1 C.R.; 1.8820" Head Dia., 0.3409" Stem Dia., 4.8543" O.A.L.	
	8	Intake	62	V-1532 Std Only	VINTAGE; 1.8820" Head Dia., 0.3409" Stem Dia., 4.8543" O.A.L.	
	16	VALVE SPRING	64-62	PART NO.	DESCRIPTION	
	16	Spring	64-62	VS-445 Std Only	VINTAGE; Loc. Inner; 1.8120" Free Height	
	16	Spring	64-62	VS-446 Std Only	VINTAGE; Loc. Outer; 1.9800" Free Height	
	16	VALVE SEAL	64-62	PART NO.	DESCRIPTION	
	16	Valve Stem Seal	64-62	MV-1233C Std Only	O-Ring; (RBB) Rubber	
	16	Valve Stem Seal	64-62	ST-2092 Std Only	Positive type, Metal Clad; (RBB) Rubber	
	16	Valve Stem Seal	64-62	ST-2003 Std Only	Positive type; Installation requires valve guide machining; (RBB) Rubber	
	16	Valve Stem Seal Bulk	64-62	MV-1233 Std Only	O-Ring; Carton of 100; (RBB) Rubber	
	16	Valve Stem Seal Bulk	64-62	ST-2003BC Std Only	Positive type; Installation requires valve guide machining; Carton of 100; (RBB) Rubber	
	8	VALVE SEAT	64-62	PART NO.	DESCRIPTION	
	8	Seat	64-62	245-1937-1 Std Only	Loc. Int.; 1.9425" OD, 1.6875" ID, 0.2480" Depth	
	32	VALVE, MISC	64-62	PART NO.	DESCRIPTION	
	32	Keeper	64-62	VK-115A Std Only	1 groove; Square cut key groove; Carton pack 24	
	32	Keeper	64-62	VK-115 Std Only	1 groove; Square cut key groove; Carton pack 32	
	32	Keeper	64-62	VK-115R Std Only	1 groove; Square cut key groove; Hardened	
	32	Keeper, Bulk	64-62	VK-115B Std Only	1 groove; Square cut key groove; Carton of 1000	
	16	Spring Insert	64-62	259-301A Std Only	VINTAGE; .060"; Carton of 100	
	8	PISTON	64-62	PART NO.	DESCRIPTION	
	8	Cast Piston	64-62	288P Std-30-40-60	VINTAGE; Cast; .9804" Pin Dia.; 2 Rings 5/64 Groove, 1 Ring 3/16 Groove, 1.700 CD, Flat Head w/4 valve reliefs - 10.1:1 C.R.	
	8	Cast Piston - Individual	64-62	W288P Std-30-40-60	VINTAGE; Cast; .9804" Pin Dia.; 2 Rings 5/64 Groove, 1 Ring 3/16 Groove, 1.700 CD, Flat Head w/4 valve reliefs - 10.1:1 C.R.	
	1	RINGS	64-62	PART NO.	DESCRIPTION	
	1	Premium Set	64-62	E-253K 30 30-40-60	VINTAGE; 2-5/64, 1-3/16; Premium Moly	
	1	Standard Set	64-62	E-253X Std-30-40-60	VINTAGE; 2-5/64, 1-3/16; Iron	
	1	ENGINE BEARINGS	64-62	PART NO.	DESCRIPTION	
	1	Main Set	64-62	113M Std-10-20	Performance; 3/4 grooved	
	1	Main Set	64-62	4040M Std-1-10-20-30	VINTAGE; Grooved upper main brgs.	
	1	Rod Set	64-62	8-7050CH Std-10-20	Performance	
	1	Cam Set	64-63	1220M Std Only		
	1	Cam Set	62	1146M Std Only	VINTAGE	
	1	OIL PUMP	64-62	PART NO.	DESCRIPTION	
	1	Oil Pump	64-62	224-43364S	High Pressure; 3/4" inlet tube; Incl. screen	
	1	Inter. Shaft	64-62	224-61236		
	1	Screen Assy.	64-62	224-11236	3/4" inlet tube	

(continued on next page)

GM Car (Incl. Buick, Cad., Chev., Olds., Pontiac)

389 6.4L (6376cc) OHV V8 (16 Valve) (Pontiac), 4.0625" Bore (GMC Eng.), 4 Bbl. "Eng. Code 02B" 1964-1962 353
(cont.)

BLOCK	QTY	GASKETS	YEARS	PART NO.	DESCRIPTION	BLOCK
	1	Kit Gasket Set	64-63	260-1025	VINTAGE; Int. manifold gskts. not incl.; Push rod cover gskt. not incl.	
	1	FREEZE PLUGS	YEARS	PART NO.	DESCRIPTION	
	1	Brass Block Plug Kit	64-62	381-8021	VINTAGE	
	1	Steel Block Plug Kit	64-62	381-4028		
	1	Brass Deep Cup Freeze Plug	64-62	381-9010	0.938" Diameter	
	1	Brass Deep Cup Freeze Plug	64-62	381-9026	1.953" Diameter	
	1	Steel Deep Cup Freeze Plug	64-62	381-3039	0.938" Diameter	
	1	Steel Deep Cup Freeze Plug	64-62	381-3042	1.953" Diameter	
	1	Steel Deep Cup Freeze Plug	64-62	381-3112	2.063" Diameter	

389 6.4L (6376cc) OHV V8 (16 Valve) (Pontiac), 4.0625" Bore (GMC Eng.), 2 Bbl. "Eng. Code 03A" 1964 354

VALVE TRAIN	QTY	TIMING	YEARS	PART NO.	DESCRIPTION	VALVE TRAIN
	1	3 Piece Set	64	KT3-350S	VINTAGE; 223-305, 223-371 not sold separately; (1) 222-350; (1) 223-305; (1) 223-371	
	1	CAMSHAFT/LIFTER	YEARS	PART NO.	DESCRIPTION	
	1	Camshaft	64	CS-187	VINTAGE; w/A/T; Hydraulic, (050) Duration at .050 Lobe Lift, 190 Exh., 190 Int., 111 Degrees Lobe Separation	
	1	Prelube		55-403 Std Only	1.5 oz. packet	
	1	Prelube		55-400 Std Only	4 oz. bottle; 1.5 oz. packet No. 55-403 also avail.	
	16	Lifter	64	HT-951 Std Only	Hyd.	
	16	Lifter, Bulk	64	HT-951B Std Only	Hyd.; Carton of 128	
	16	PUSH ROD	YEARS	PART NO.	DESCRIPTION	
	16	Push Rod	64	RP-3164 Std-35-60	8.6930" O.A.L.	
	16	Push Rod	64	RP-3213R Std Only	Chrome-Moly; 8.6900" O.A.L.	
	16	ROCKER PARTS	YEARS	PART NO.	DESCRIPTION	
	16	Arm Assy.	64	R-848 Std Only	VINTAGE; Incl. arm & ball	
	16	Arm	64	R-848A Std Only		
	8	VALVE	YEARS	PART NO.	DESCRIPTION	
	8	Intake	64	V-1532 Std Only	VINTAGE; 10.5:1 C.R.; 1.8820" Head Dia., 0.3409" Stem Dia., 4.8543" O.A.L.	
	16	VALVE SPRING	YEARS	PART NO.	DESCRIPTION	
	16	Spring	64	VS-445 Std Only	VINTAGE; Loc. Inner; 1.8120" Free Height	
	16	Spring	64	VS-446 Std Only	VINTAGE; Loc. Outer; 1.9800" Free Height	
	16	VALVE SEAL	YEARS	PART NO.	DESCRIPTION	
	16	Valve Stem Seal	64	MV-1233C Std Only	O-Ring; (RBB) Rubber	
	16	Valve Stem Seal	64	ST-2092 Std Only	Positive type, Metal Clad; (RBB) Rubber	
	16	Valve Stem Seal	64	ST-2003 Std Only	Positive type; Installation requires valve guide machining; (RBB) Rubber	
	16	Valve Stem Seal Bulk	64	MV-1233 Std Only	O-Ring; Carton of 100; (RBB) Rubber	
	16	Valve Stem Seal Bulk	64	ST-2003BC Std Only	Positive type; Installation requires valve guide machining; Carton of 100; (RBB) Rubber	
	8	VALVE SEAT	YEARS	PART NO.	DESCRIPTION	
	8	Seat	64	245-1937-1 Std Only	Loc. Int.; 1.9425" OD, 1.6875" ID, 0.2480" Depth	
	32	VALVE, MISC	YEARS	PART NO.	DESCRIPTION	
	32	Keeper	64	VK-115A Std Only	1 groove; Square cut key groove; Carton pack 24	
	32	Keeper	64	VK-115 Std Only	1 groove; Square cut key groove; Carton pack 32	
	32	Keeper	64	VK-115R Std Only	1 groove; Square cut key groove; Hardened	
	32	Keeper, Bulk	64	VK-115B Std Only	1 groove; Square cut key groove; Carton of 1000	
	16	Spring Insert	64	259-301A Std Only	VINTAGE; .060"; Carton of 100	
	8	PISTON	YEARS	PART NO.	DESCRIPTION	
	8	Cast Piston	64	288P Std-30-40-60	VINTAGE; Cast; .9804" Pin Dia.; 2 Rings 5/64 Groove, 1 Ring 3/16 Groove, 1.700 CD, Flat Head w/4 valve reliefs - 10.1:1 C.R.	
	8	Cast Piston - Individual	64	W288P Std-30-40-60	VINTAGE; Cast; .9804" Pin Dia.; 2 Rings 5/64 Groove, 1 Ring 3/16 Groove, 1.700 CD, Flat Head w/4 valve reliefs - 10.1:1 C.R.	
	1	RINGS	YEARS	PART NO.	DESCRIPTION	
	1	Premium Set	64	E-253K 30 30-40-60	VINTAGE; 2-5/64, 1-3/16; Premium Moly	
	1	Standard Set	64	E-253X Std-30-40-60	VINTAGE; 2-5/64, 1-3/16; Iron	
	1	ENGINE BEARINGS	YEARS	PART NO.	DESCRIPTION	
	1	Main Set	64	113M Std-10-20	Performance; 3/4 grooved	
	1	Main Set	64	4040M Std-1-10-20-30	VINTAGE; Grooved upper main brgs.	
	1	Rod Set	64	8-7050CH Std-10-20	Performance	
	1	Cam Set	64	1220M Std Only		
	1	OIL PUMP	YEARS	PART NO.	DESCRIPTION	
	1	Oil Pump	64	224-43364S	High Pressure; 3/4" inlet tube; Incl. screen	

(continued on next page)

GM Car (Incl. Buick, Cad., Chev., Olds., Pontiac)

354 389 6.4L (6376cc) OHV V8 (16 Valve) (Pontiac), 4.0625" Bore (GMC Eng.), 2 Bbl. "Eng. Code 03A" 1964
(cont.)

BLOCK	QTY	OIL PUMP (cont.)	YEARS	PART NO.	DESCRIPTION	BLOCK
	1	Inter. Shaft	64	224-61236		
	1	Screen Assy.	64	224-11236	3/4" inlet tube	
BLOCK	QTY	GASKETS	YEARS	PART NO.	DESCRIPTION	BLOCK
	1	Kit Gasket Set	64	260-1025	VINTAGE; Int. manifold gskts. not incl.; Push rod cover gskt. not incl.	
BLOCK	QTY	FREEZE PLUGS	YEARS	PART NO.	DESCRIPTION	BLOCK
	1	Brass Block Plug Kit	64	381-8021	VINTAGE	
	1	Steel Block Plug Kit	64	381-4028		
	1	Brass Deep Cup Freeze Plug	64	381-9010	0.938" Diameter	
	1	Brass Deep Cup Freeze Plug	64	381-9026	1.953" Diameter	
	1	Steel Deep Cup Freeze Plug	64	381-3039	0.938" Diameter	
	1	Steel Deep Cup Freeze Plug	64	381-3042	1.953" Diameter	
	1	Steel Deep Cup Freeze Plug	64	381-3112	2.063" Diameter	

355 389 6.4L (6376cc) OHV V8 (16 Valve) (Pontiac), 4.0625" Bore (GMC Eng.), 2 Bbl. "Eng. Code 03B" 1963-1962

VALVE TRAIN	QTY	TIMING	YEARS	PART NO.	DESCRIPTION	VALVE TRAIN
	1	3 Piece Set	63-62	KT3-350S	VINTAGE; 223-305, 223-371 not sold separately; (1) 222-350; (1) 223-305; (1) 223-371	
VALVE TRAIN	QTY	CAMSHAFT/LIFTER	YEARS	PART NO.	DESCRIPTION	VALVE TRAIN
	1	Camshaft	63-62	CS-187	VINTAGE; w/A/T; Hydraulic, (050) Duration at .050 Lobe Lift, 190 Exh., 190 Int., 111 Degrees Lobe Separation	
	1	Prelube		55-403 Std Only	1.5 oz. packet	
	1	Prelube		55-400 Std Only	4 oz. bottle; 1.5 oz. packet No. 55-403 also avail.	
	16	Lifter	63-62	HT-951 Std Only	Hyd.	
	16	Lifter, Bulk	63-62	HT-951B Std Only	Hyd.; Carton of 128	
VALVE TRAIN	QTY	PUSH ROD	YEARS	PART NO.	DESCRIPTION	VALVE TRAIN
	16	Push Rod	63-62	RP-3164 Std-35-60	8.6930" O.A.L.	
	16	Push Rod	63-62	RP-3213R Std Only	Chrome-Moly; 8.6900" O.A.L.	
VALVE TRAIN	QTY	ROCKER PARTS	YEARS	PART NO.	DESCRIPTION	VALVE TRAIN
	16	Arm Assy.	63-62	R-848 Std Only	VINTAGE; Incl. arm & ball	
	16	Arm	63-62	R-848A Std Only		
VALVE TRAIN	QTY	VALVE	YEARS	PART NO.	DESCRIPTION	VALVE TRAIN
	8	Intake	63	V-1532 Std Only	VINTAGE; 10.5:1 C.R.; 1.8820" Head Dia., 0.3409" Stem Dia., 4.8543" O.A.L.	
	8	Intake	62	V-1532 Std Only	VINTAGE; 1.8820" Head Dia., 0.3409" Stem Dia., 4.8543" O.A.L.	
VALVE TRAIN	QTY	VALVE SPRING	YEARS	PART NO.	DESCRIPTION	VALVE TRAIN
	16	Spring	63-62	VS-445 Std Only	VINTAGE; Loc. Inner; 1.8120" Free Height	
	16	Spring	63-62	VS-446 Std Only	VINTAGE; Loc. Outer; 1.9800" Free Height	
VALVE TRAIN	QTY	VALVE SEAL	YEARS	PART NO.	DESCRIPTION	VALVE TRAIN
	16	Valve Stem Seal	63-62	MV-1233C Std Only	O-Ring; (RBB) Rubber	
	16	Valve Stem Seal	63-62	ST-2092 Std Only	Positive type, Metal Clad; (RBB) Rubber	
	16	Valve Stem Seal	63-62	ST-2003 Std Only	Positive type; Installation requires valve guide machining; (RBB) Rubber	
	16	Valve Stem Seal Bulk	63-62	MV-1233 Std Only	O-Ring; Carton of 100; (RBB) Rubber	
	16	Valve Stem Seal Bulk	63-62	ST-2003BC Std Only	Positive type; Installation requires valve guide machining; Carton of 100; (RBB) Rubber	
VALVE TRAIN	QTY	VALVE SEAT	YEARS	PART NO.	DESCRIPTION	VALVE TRAIN
	8	Seat	63-62	245-1937-1 Std Only	Loc. Int.; 1.9425" OD, 1.6875" ID, 0.2480" Depth	
VALVE TRAIN	QTY	VALVE, MISC	YEARS	PART NO.	DESCRIPTION	VALVE TRAIN
	32	Keeper	63-62	VK-115A Std Only	1 groove; Square cut key groove; Carton pack 24	
	32	Keeper	63-62	VK-115 Std Only	1 groove; Square cut key groove; Carton pack 32	
	32	Keeper	63-62	VK-115R Std Only	1 groove; Square cut key groove; Hardened	
	32	Keeper, Bulk	63-62	VK-115B Std Only	1 groove; Square cut key groove; Carton of 1000	
	16	Spring Insert	63-62	259-301A Std Only	VINTAGE; .060"; Carton of 100	
BLOCK	QTY	PISTON	YEARS	PART NO.	DESCRIPTION	BLOCK
	8	Cast Piston	63-62	288P Std-30-40-60	VINTAGE; Cast; .9804" Pin Dia.; 2 Rings 5/64 Groove, 1 Ring 3/16 Groove, 1.700 CD, Flat Head w/4 valve reliefs - 10.1:1 C.R.	
	8	Cast Piston - Individual	63-62	W288P Std-30-40-60	VINTAGE; Cast; .9804" Pin Dia.; 2 Rings 5/64 Groove, 1 Ring 3/16 Groove, 1.700 CD, Flat Head w/4 valve reliefs - 10.1:1 C.R.	
BLOCK	QTY	RINGS	YEARS	PART NO.	DESCRIPTION	BLOCK
	1	Premium Set	63-62	E-253K 30 30-40-60	VINTAGE; 2-5/64, 1-3/16; Premium Moly	
	1	Standard Set	63-62	E-253X Std-30-40-60	VINTAGE; 2-5/64, 1-3/16; Iron	
BLOCK	QTY	ENGINE BEARINGS	YEARS	PART NO.	DESCRIPTION	BLOCK
	1	Main Set	63-62	113M Std-10-20	Performance; 3/4 grooved	

(continued on next page)

GM Car (Incl. Buick, Cad., Chev., Olds., Pontiac)

389 6.4L (6376cc) OHV V8 (16 Valve) (Pontiac), 4.0625" Bore (GMC Eng.), 2 Bbl. "Eng. Code 03B" 1963-1962 355 (cont.)

BLOCK	QTY	ENGINE BEARINGS (cont.)	YEARS	PART NO.	DESCRIPTION
	1	Main Set	63-62	4040M Std-1-10-20-30	VINTAGE; Grooved upper main brgs.
	1	Rod Set	63-62	8-7050CH Std-10-20	Performance
	1	Cam Set	63	1220M Std Only	
	1	Cam Set	62	1146M Std Only	VINTAGE
	QTY	OIL PUMP	YEARS	PART NO.	DESCRIPTION
	1	Oil Pump	63-62	224-43364S	High Pressure; 3/4" inlet tube; Incl. screen
	1	Inter. Shaft	63-62	224-61236	
	1	Screen Assy.	63-62	224-11236	3/4" inlet tube
	QTY	GASKETS	YEARS	PART NO.	DESCRIPTION
	1	Kit Gasket Set	63	260-1025	VINTAGE; Int. manifold gskts. not incl.; Push rod cover gskt. not incl.
	QTY	FREEZE PLUGS	YEARS	PART NO.	DESCRIPTION
	1	Brass Block Plug Kit	63-62	381-8021	VINTAGE
	1	Steel Block Plug Kit	63-62	381-4028	
	1	Brass Deep Cup Freeze Plug	63-62	381-9010	0.938" Diameter
	1	Brass Deep Cup Freeze Plug	63-62	381-9026	1.953" Diameter
	1	Steel Deep Cup Freeze Plug	63-62	381-3039	0.938" Diameter
	1	Steel Deep Cup Freeze Plug	63-62	381-3042	1.953" Diameter
	1	Steel Deep Cup Freeze Plug	63-62	381-3112	2.063" Diameter

389 6.4L (6376cc) OHV V8 (16 Valve) (Pontiac), 4.0625" Bore (GMC Eng.), 4 Bbl. "Eng. Code 04B" 1963-1962 356

VALVE TRAIN	QTY	TIMING	YEARS	PART NO.	DESCRIPTION
	1	3 Piece Set	63-62	KT3-350S	VINTAGE; 223-305, 223-371 not sold separately; (1) 222-350; (1) 223-305; (1) 223-371
	QTY	CAMSHAFT/LIFTER	YEARS	PART NO.	DESCRIPTION
	16	Lifter	63-62	HT-951 Std Only	Hyd.
	16	Lifter, Bulk	63-62	HT-951B Std Only	Hyd.; Carton of 128
	QTY	PUSH ROD	YEARS	PART NO.	DESCRIPTION
	16	Push Rod	63-62	RP-3164 Std-35-60	8.6930" O.A.L.
	16	Push Rod	63-62	RP-3213R Std Only	Chrome-Moly; 8.6900" O.A.L.
	QTY	ROCKER PARTS	YEARS	PART NO.	DESCRIPTION
	16	Arm Assy.	63-62	R-848 Std Only	VINTAGE; Incl. arm & ball
	16	Arm	63-62	R-848A Std Only	
	QTY	VALVE	YEARS	PART NO.	DESCRIPTION
	8	Intake	63	V-1532 Std Only	VINTAGE; 10.5:1 C.R.; 1.8820" Head Dia., 0.3409" Stem Dia., 4.8543" O.A.L.
	8	Intake	62	V-1532 Std Only	VINTAGE; 1.8820" Head Dia., 0.3409" Stem Dia., 4.8543" O.A.L.
	QTY	VALVE SPRING	YEARS	PART NO.	DESCRIPTION
	16	Spring	63-62	VS-445 Std Only	VINTAGE; Loc. Inner; 1.8120" Free Height
	16	Spring	63-62	VS-446 Std Only	VINTAGE; Loc. Outer; 1.9800" Free Height
	QTY	VALVE SEAL	YEARS	PART NO.	DESCRIPTION
	16	Valve Stem Seal	63-62	MV-1233C Std Only	O-Ring; (RBB) Rubber
	16	Valve Stem Seal	63-62	ST-2092 Std Only	Positive type, Metal Clad; (RBB) Rubber
	16	Valve Stem Seal	63-62	ST-2003 Std Only	Positive type; Installation requires valve guide machining; (RBB) Rubber
	16	Valve Stem Seal Bulk	63-62	MV-1233 Std Only	O-Ring; Carton of 100; (RBB) Rubber
	16	Valve Stem Seal Bulk	63-62	ST-2003BC Std Only	Positive type; Installation requires valve guide machining; Carton of 100; (RBB) Rubber
	QTY	VALVE SEAT	YEARS	PART NO.	DESCRIPTION
	8	Seat	63-62	245-1937-1 Std Only	Loc. Int.; 1.9425" OD, 1.6875" ID, 0.2480" Depth
	QTY	VALVE, MISC	YEARS	PART NO.	DESCRIPTION
	32	Keeper	63-62	VK-115A Std Only	1 groove; Square cut key groove; Carton pack 24
	32	Keeper	63-62	VK-115 Std Only	1 groove; Square cut key groove; Carton pack 32
	32	Keeper	63-62	VK-115R Std Only	1 groove; Square cut key groove; Hardened
	32	Keeper, Bulk	63-62	VK-115B Std Only	1 groove; Square cut key groove; Carton of 1000
	16	Spring Insert	63-62	259-301A Std Only	VINTAGE; .060"; Carton of 100
	QTY	PISTON	YEARS	PART NO.	DESCRIPTION
	8	Cast Piston	63-62	288P Std-30-40-60	VINTAGE; Cast; .9804" Pin Dia.; 2 Rings 5/64 Groove, 1 Ring 3/16 Groove, 1.700 CD, Flat Head w/4 valve reliefs - 10.1:1 C.R.
	8	Cast Piston - Individual	63-62	W288P Std-30-40-60	VINTAGE; Cast; .9804" Pin Dia.; 2 Rings 5/64 Groove, 1 Ring 3/16 Groove, 1.700 CD, Flat Head w/4 valve reliefs - 10.1:1 C.R.
	QTY	RINGS	YEARS	PART NO.	DESCRIPTION
	1	Premium Set	63-62	E-253K 30 30-40-60	VINTAGE; 2-5/64, 1-3/16; Premium Moly

(continued on next page)

GM Car (Incl. Buick, Cad., Chev., Olds., Pontiac)

356 389 6.4L (6376cc) OHV V8 (16 Valve) (Pontiac), 4.0625" Bore (GMC Eng.), 4 Bbl. "Eng. Code 04B" 1963-1962
(cont.)

	QTY	RINGS (cont.)	YEARS	PART NO.	DESCRIPTION
BLOCK	1	Standard Set	63-62	E-253X Std-30-40-60	VINTAGE; 2-5/64, 1-3/16; Iron
	1	ENGINE BEARINGS	63-62	113M Std-10-20	Performance; 3/4 grooved
	1	Main Set	63-62	4040M Std-1-10-20-30	VINTAGE; Grooved upper main brgs.
	1	Rod Set	63-62	8-7050CH Std-10-20	Performance
	1	Cam Set	63	1220M Std Only	
	1	Cam Set	62	1146M Std Only	VINTAGE
	1	OIL PUMP	63-62	224-43364S	High Pressure; 3/4" inlet tube; Incl. screen
	1	Inter. Shaft	63-62	224-61236	
	1	Screen Assy.	63-62	224-11236	3/4" inlet tube
	1	GASKETS	63	260-1025	VINTAGE; Int. manifold gskts. not incl.; Push rod cover gskt. not incl.
	1	FREEZE PLUGS	63-62	381-8021	VINTAGE
	1	Brass Block Plug Kit	63-62	381-4028	
	1	Steel Block Plug Kit	63-62	381-9010	0.938" Diameter
	1	Brass Deep Cup Freeze Plug	63-62	381-9026	1.953" Diameter
	1	Steel Deep Cup Freeze Plug	63-62	381-3039	0.938" Diameter
1	Steel Deep Cup Freeze Plug	63-62	381-3042	1.953" Diameter	
1	Steel Deep Cup Freeze Plug	63-62	381-3112	2.063" Diameter	

357 389 6.4L (6376cc) OHV V8 (16 Valve) (Pontiac), 4.0625" Bore (GMC Eng.), 2 Bbl. "Eng. Code 04L" 1964

	QTY	TIMING	YEARS	PART NO.	DESCRIPTION
VALVE TRAIN	1	3 Piece Set	64	KT3-350S	VINTAGE; 223-305, 223-371 not sold separately; (1) 222-350; (1) 223-305; (1) 223-371
	1	CAMSHAFT/LIFTER	64	CS-187	VINTAGE; w/A/T; Hydraulic, (050) Duration at .050 Lobe Lift, 190 Exh., 190 Int., 111 Degrees Lobe Separation
	1	Prelube		55-403 Std Only	1.5 oz. packet
	1	Prelube		55-400 Std Only	4 oz. bottle; 1.5 oz. packet No. 55-403 also avail.
	16	Lifter	64	HT-951 Std Only	Hyd.
	16	Lifter, Bulk	64	HT-951B Std Only	Hyd.; Carton of 128
	16	PUSH ROD	64	RP-3164 Std-35-60	8.6930" O.A.L.
	16	Push Rod	64	RP-3213R Std Only	Chrome-Moly; 8.6900" O.A.L.
	16	ROCKER PARTS	64	R-848 Std Only	VINTAGE; Incl. arm & ball
	16	Arm Assy.	64	R-848A Std Only	
	16	Arm	64		
	8	VALVE	64	V-1532 Std Only	VINTAGE; 10.5:1 C.R.; 1.8820" Head Dia., 0.3409" Stem Dia., 4.8543" O.A.L.
	16	VALVE SPRING	64	VS-445 Std Only	VINTAGE; Loc. Inner; 1.8120" Free Height
	16	Spring	64	VS-446 Std Only	VINTAGE; Loc. Outer; 1.9800" Free Height
	16	VALVE SEAL	64	MV-1233C Std Only	O-Ring; (RBB) Rubber
	16	Valve Stem Seal	64	ST-2092 Std Only	Positive type, Metal Clad; (RBB) Rubber
	16	Valve Stem Seal	64	ST-2003 Std Only	Positive type; Installation requires valve guide machining; (RBB) Rubber
	16	Valve Stem Seal Bulk	64	MV-1233 Std Only	O-Ring; Carton of 100; (RBB) Rubber
	16	Valve Stem Seal Bulk	64	ST-2003BC Std Only	Positive type; Installation requires valve guide machining; Carton of 100; (RBB) Rubber
	8	VALVE SEAT	64	245-1937-1 Std Only	Loc. Int.; 1.9425" OD, 1.6875" ID, 0.2480" Depth
	32	VALVE, MISC	64	VK-115A Std Only	1 groove; Square cut key groove; Carton pack 24
	32	Keeper	64	VK-115 Std Only	1 groove; Square cut key groove; Carton pack 32
	32	Keeper	64	VK-115R Std Only	1 groove; Square cut key groove; Hardened
	32	Keeper, Bulk	64	VK-115B Std Only	1 groove; Square cut key groove; Carton of 1000
	16	Spring Insert	64	259-301A Std Only	VINTAGE; .060"; Carton of 100
8	PISTON	64	288P Std-30-40-60	VINTAGE; Cast; .9804" Pin Dia.; 2 Rings 5/64 Groove, 1 Ring 3/16 Groove, 1.700 CD, Flat Head w/4 valve reliefs - 10.1:1 C.R.	

(continued on next page)

GM Car (Incl. Buick, Cad., Chev., Olds., Pontiac)

389 6.4L (6376cc) OHV V8 (16 Valve) (Pontiac), 4.0625" Bore (GMC Eng.), 2 Bbl. "Eng. Code 04L" 1964 357
(cont.)

BLOCK	QTY	PART NO.	YEARS	DESCRIPTION
	8	PISTON (cont.) Cast Piston - Individual	64	W288P Std-30-40-60 VINTAGE; Cast; .9804" Pin Dia.; 2 Rings 5/64 Groove, 1 Ring 3/16 Groove, 1.700 CD, Flat Head w/4 valve reliefs - 10.1:1 C.R.
	1	RINGS Premium Set	64	E-253K 30 30-40-60 VINTAGE; 2-5/64, 1-3/16; Premium Moly
	1	Standard Set	64	E-253X Std-30-40-60 VINTAGE; 2-5/64, 1-3/16; Iron
	1	ENGINE BEARINGS Main Set	64	113M Std-10-20 Performance; 3/4 grooved
	1	Main Set	64	4040M Std-1-10-20-30 VINTAGE; Grooved upper main brgs.
	1	Rod Set	64	8-7050CH Std-10-20 Performance
	1	Cam Set	64	1220M Std Only
	1	OIL PUMP Oil Pump	64	224-43364S High Pressure; 3/4" inlet tube; Incl. screen
	1	Inter. Shaft	64	224-61236
	1	Screen Assy.	64	224-11236 3/4" inlet tube
	1	GASKETS Kit Gasket Set	64	260-1025 VINTAGE; Int. manifold gskts. not incl.; Push rod cover gskt. not incl.
	1	FREEZE PLUGS Brass Block Plug Kit	64	381-8021 VINTAGE
	1	Steel Block Plug Kit	64	381-4028
	1	Brass Deep Cup Freeze Plug	64	381-9010 0.938" Diameter
	1	Brass Deep Cup Freeze Plug	64	381-9026 1.953" Diameter
	1	Steel Deep Cup Freeze Plug	64	381-3039 0.938" Diameter
	1	Steel Deep Cup Freeze Plug	64	381-3042 1.953" Diameter
	1	Steel Deep Cup Freeze Plug	64	381-3112 2.063" Diameter

389 6.4L (6376cc) OHV V8 (16 Valve) (Pontiac), 4.0625" Bore (GMC Eng.), 2 Bbl. "Eng. Code 05A" 1963-1962 358

VALVE TRAIN	QTY	PART NO.	YEARS	DESCRIPTION
	1	TIMING 3 Piece Set	63-62	KT3-350S VINTAGE; 223-305, 223-371 not sold separately; (1) 222-350; (1) 223-305; (1) 223-371
	1	CAMSHAFT/LIFTER Camshaft	63-62	CS-187 VINTAGE; w/A/T; Hydraulic, (050) Duration at .050 Lobe Lift, 190 Exh., 190 Int., 111 Degrees Lobe Separation
	1	Prelube		55-403 Std Only 1.5 oz. packet
	1	Prelube		55-400 Std Only 4 oz. bottle; 1.5 oz. packet No. 55-403 also avail.
	16	Lifter	63-62	HT-951 Std Only Hyd.
	16	Lifter, Bulk	63-62	HT-951B Std Only Hyd.; Carton of 128
	16	PUSH ROD Push Rod	63-62	RP-3164 Std-35-60 8.6930" O.A.L.
	16	Push Rod	63-62	RP-3213R Std Only Chrome-Moly; 8.6900" O.A.L.
	16	ROCKER PARTS Arm Assy.	63-62	R-848 Std Only VINTAGE; Incl. arm & ball
	16	Arm	63-62	R-848A Std Only
	8	VALVE Intake	63	V-1532 Std Only VINTAGE; 10.5:1 C.R.; 1.8820" Head Dia., 0.3409" Stem Dia., 4.8543" O.A.L.
	8	Intake	62	V-1532 Std Only VINTAGE; 1.8820" Head Dia., 0.3409" Stem Dia., 4.8543" O.A.L.
	16	VALVE SPRING Spring	63-62	VS-445 Std Only VINTAGE; Loc. Inner; 1.8120" Free Height
	16	Spring	63-62	VS-446 Std Only VINTAGE; Loc. Outer; 1.9800" Free Height
	16	VALVE SEAL Valve Stem Seal	63-62	MV-1233C Std Only O-Ring; (RBB) Rubber
	16	Valve Stem Seal	63-62	ST-2092 Std Only Positive type, Metal Clad; (RBB) Rubber
	16	Valve Stem Seal	63-62	ST-2003 Std Only Positive type; Installation requires valve guide machining; (RBB) Rubber
	16	Valve Stem Seal Bulk	63-62	MV-1233 Std Only O-Ring; Carton of 100; (RBB) Rubber
	16	Valve Stem Seal Bulk	63-62	ST-2003BC Std Only Positive type; Installation requires valve guide machining; Carton of 100; (RBB) Rubber
	8	VALVE SEAT Seat	63-62	245-1937-1 Std Only Loc. Int.; 1.9425" OD, 1.6875" ID, 0.2480" Depth
	32	VALVE, MISC Keeper	63-62	VK-115A Std Only 1 groove; Square cut key groove; Carton pack 24
	32	Keeper	63-62	VK-115 Std Only 1 groove; Square cut key groove; Carton pack 32
	32	Keeper	63-62	VK-115R Std Only 1 groove; Square cut key groove; Hardened
	32	Keeper, Bulk	63-62	VK-115B Std Only 1 groove; Square cut key groove; Carton of 1000

(continued on next page)

GM Car (Incl. Buick, Cad., Chev., Olds., Pontiac)

358 389 6.4L (6376cc) OHV V8 (16 Valve) (Pontiac), 4.0625" Bore (GMC Eng.), 2 Bbl. "Eng. Code 05A" 1963-1962
(cont.)

QTY	VALVE, MISC (cont.)	YEARS	PART NO.	DESCRIPTION
16	Spring Insert	63-62	259-301A Std Only	VINTAGE; .060"; Carton of 100
8	PISTON Cast Piston	63-62	288P Std-30-40-60	VINTAGE; Cast; .9804" Pin Dia.; 2 Rings 5/64 Groove, 1 Ring 3/16 Groove, 1.700 CD, Flat Head w/4 valve reliefs - 10.1:1 C.R.
8	Cast Piston - Individual	63-62	W288P Std-30-40-60	VINTAGE; Cast; .9804" Pin Dia.; 2 Rings 5/64 Groove, 1 Ring 3/16 Groove, 1.700 CD, Flat Head w/4 valve reliefs - 10.1:1 C.R.
1	RINGS Premium Set	63-62	E-253K 30 30-40-60	VINTAGE; 2-5/64, 1-3/16; Premium Moly
1	Standard Set	63-62	E-253X Std-30-40-60	VINTAGE; 2-5/64, 1-3/16; Iron
1	ENGINE BEARINGS Main Set	63-62	113M Std-10-20	Performance; 3/4 grooved
1	Main Set	63-62	4040M Std-1-10-20-30	VINTAGE; Grooved upper main brgs.
1	Rod Set	63-62	8-7050CH Std-10-20	Performance
1	Cam Set	63	1220M Std Only	
1	Cam Set	62	1146M Std Only	VINTAGE
1	OIL PUMP Oil Pump	63-62	224-43364S	High Pressure; 3/4" inlet tube; Incl. screen
1	Inter. Shaft	63-62	224-61236	
1	Screen Assy.	63-62	224-11236	3/4" inlet tube
1	GASKETS Kit Gasket Set	63	260-1025	VINTAGE; Int. manifold gskts. not incl.; Push rod cover gskt. not incl.
1	FREEZE PLUGS Brass Block Plug Kit	63-62	381-8021	VINTAGE
1	Steel Block Plug Kit	63-62	381-4028	
1	Brass Deep Cup Freeze Plug	63-62	381-9010	0.938" Diameter
1	Brass Deep Cup Freeze Plug	63-62	381-9026	1.953" Diameter
1	Steel Deep Cup Freeze Plug	63-62	381-3039	0.938" Diameter
1	Steel Deep Cup Freeze Plug	63-62	381-3042	1.953" Diameter
1	Steel Deep Cup Freeze Plug	63-62	381-3112	2.063" Diameter

359 389 6.4L (6376cc) OHV V8 (16 Valve) (Pontiac), 4.0625" Bore (GMC Eng.), 2 Bbl. "Eng. Code 05L" 1964

QTY	TIMING	YEARS	PART NO.	DESCRIPTION
1	3 Piece Set	64	KT3-350S	VINTAGE; 223-305, 223-371 not sold separately; (1) 222-350; (1) 223-305; (1) 223-371
1	CAMSHAFT/LIFTER Camshaft	64	CS-187	VINTAGE; w/A/T; Hydraulic, (050) Duration at .050 Lobe Lift, 190 Exh., 190 Int., 111 Degrees Lobe Separation
1	Prelube		55-403 Std Only	1.5 oz. packet
1	Prelube		55-400 Std Only	4 oz. bottle; 1.5 oz. packet No. 55-403 also avail.
16	Lifter	64	HT-951 Std Only	Hyd.
16	Lifter, Bulk	64	HT-951B Std Only	Hyd.; Carton of 128
16	PUSH ROD Push Rod	64	RP-3164 Std-35-60	8.6930" O.A.L.
16	Push Rod	64	RP-3213R Std Only	Chrome-Moly; 8.6900" O.A.L.
16	ROCKER PARTS Arm Assy.	64	R-848 Std Only	VINTAGE; Incl. arm & ball
16	Arm	64	R-848A Std Only	
8	VALVE Intake	64	V-1532 Std Only	VINTAGE; 10.5:1 C.R.; 1.8820" Head Dia., 0.3409" Stem Dia., 4.8543" O.A.L.
16	VALVE SPRING Spring	64	VS-445 Std Only	VINTAGE; Loc. Inner; 1.8120" Free Height
16	Spring	64	VS-446 Std Only	VINTAGE; Loc. Outer; 1.9800" Free Height
16	VALVE SEAL Valve Stem Seal	64	MV-1233C Std Only	O-Ring; (RBB) Rubber
16	Valve Stem Seal	64	ST-2092 Std Only	Positive type, Metal Clad; (RBB) Rubber
16	Valve Stem Seal	64	ST-2003 Std Only	Positive type; Installation requires valve guide machining; (RBB) Rubber
16	Valve Stem Seal Bulk	64	MV-1233 Std Only	O-Ring; Carton of 100; (RBB) Rubber
16	Valve Stem Seal Bulk	64	ST-2003BC Std Only	Positive type; Installation requires valve guide machining; Carton of 100; (RBB) Rubber
8	VALVE SEAT Seat	64	245-1937-1 Std Only	Loc. Int.; 1.9425" OD, 1.6875" ID, 0.2480" Depth

(continued on next page)

GM Car (Incl. Buick, Cad., Chev., Olds., Pontiac)

389 6.4L (6376cc) OHV V8 (16 Valve) (Pontiac), 4.0625" Bore (GMC Eng.), 2 Bbl. "Eng. Code 05L" 1964 359
(cont.)

QTY	VALVE, MISC	YEARS	PART NO.	DESCRIPTION
32	Keeper	64	VK-115A Std Only	1 groove; Square cut key groove; Carton pack 24
32	Keeper	64	VK-115 Std Only	1 groove; Square cut key groove; Carton pack 32
32	Keeper	64	VK-115R Std Only	1 groove; Square cut key groove; Hardened
32	Keeper, Bulk	64	VK-115B Std Only	1 groove; Square cut key groove; Carton of 1000
16	Spring Insert	64	259-301A Std Only	VINTAGE; .060"; Carton of 100
QTY	PISTON	YEARS	PART NO.	DESCRIPTION
8	Cast Piston	64	288P Std-30-40-60	VINTAGE; Cast; .9804" Pin Dia.; 2 Rings 5/64 Groove, 1 Ring 3/16 Groove, 1.700 CD, Flat Head w/4 valve reliefs - 10.1:1 C.R.
8	Cast Piston - Individual	64	W288P Std-30-40-60	VINTAGE; Cast; .9804" Pin Dia.; 2 Rings 5/64 Groove, 1 Ring 3/16 Groove, 1.700 CD, Flat Head w/4 valve reliefs - 10.1:1 C.R.
QTY	RINGS	YEARS	PART NO.	DESCRIPTION
1	Premium Set	64	E-253K 30 30-40-60	VINTAGE; 2-5/64, 1-3/16; Premium Moly
1	Standard Set	64	E-253X Std-30-40-60	VINTAGE; 2-5/64, 1-3/16; Iron
QTY	ENGINE BEARINGS	YEARS	PART NO.	DESCRIPTION
1	Main Set	64	113M Std-10-20	Performance; 3/4 grooved
1	Main Set	64	4040M Std-1-10-20-30	VINTAGE; Grooved upper main brgs.
1	Rod Set	64	8-7050CH Std-10-20	Performance
1	Cam Set	64	1220M Std Only	
QTY	OIL PUMP	YEARS	PART NO.	DESCRIPTION
1	Oil Pump	64	224-43364S	High Pressure; 3/4" inlet tube; Incl. screen
1	Inter. Shaft	64	224-61236	
1	Screen Assy.	64	224-11236	3/4" inlet tube
QTY	GASKETS	YEARS	PART NO.	DESCRIPTION
1	Kit Gasket Set	64	260-1025	VINTAGE; Int. manifold gskts. not incl.; Push rod cover gskt. not incl.
QTY	FREEZE PLUGS	YEARS	PART NO.	DESCRIPTION
1	Brass Block Plug Kit	64	381-8021	VINTAGE
1	Steel Block Plug Kit	64	381-4028	
1	Brass Deep Cup Freeze Plug	64	381-9010	0.938" Diameter
1	Brass Deep Cup Freeze Plug	64	381-9026	1.953" Diameter
1	Steel Deep Cup Freeze Plug	64	381-3039	0.938" Diameter
1	Steel Deep Cup Freeze Plug	64	381-3042	1.953" Diameter
1	Steel Deep Cup Freeze Plug	64	381-3112	2.063" Diameter

389 6.4L (6376cc) OHV V8 (16 Valve) (Pontiac), 4.0625" Bore (GMC Eng.), 4 Bbl. "Eng. Code 06B" 1963-1962 360

QTY	TIMING	YEARS	PART NO.	DESCRIPTION
1	3 Piece Set	63-62	KT3-350S	VINTAGE; 223-305, 223-371 not sold separately; (1) 222-350; (1) 223-305; (1) 223-371
QTY	CAMSHAFT/LIFTER	YEARS	PART NO.	DESCRIPTION
16	Lifter	63-62	HT-951 Std Only	Hyd.
16	Lifter, Bulk	63-62	HT-951B Std Only	Hyd.; Carton of 128
QTY	PUSH ROD	YEARS	PART NO.	DESCRIPTION
16	Push Rod	63-62	RP-3164 Std-35-60	8.6930" O.A.L.
16	Push Rod	63-62	RP-3213R Std Only	Chrome-Moly; 8.6900" O.A.L.
QTY	ROCKER PARTS	YEARS	PART NO.	DESCRIPTION
16	Arm Assy.	63-62	R-848 Std Only	VINTAGE; Incl. arm & ball
16	Arm	63-62	R-848A Std Only	
QTY	VALVE	YEARS	PART NO.	DESCRIPTION
8	Intake	63	V-1532 Std Only	VINTAGE; 10.5:1 C.R.; 1.8820" Head Dia., 0.3409" Stem Dia., 4.8543" O.A.L.
8	Intake	62	V-1532 Std Only	VINTAGE; 1.8820" Head Dia., 0.3409" Stem Dia., 4.8543" O.A.L.
QTY	VALVE SPRING	YEARS	PART NO.	DESCRIPTION
16	Spring	63-62	VS-445 Std Only	VINTAGE; Loc. Inner; 1.8120" Free Height
16	Spring	63-62	VS-446 Std Only	VINTAGE; Loc. Outer; 1.9800" Free Height
QTY	VALVE SEAL	YEARS	PART NO.	DESCRIPTION
16	Valve Stem Seal	63-62	MV-1233C Std Only	O-Ring; (RBB) Rubber
16	Valve Stem Seal	63-62	ST-2092 Std Only	Positive type, Metal Clad; (RBB) Rubber
16	Valve Stem Seal	63-62	ST-2003 Std Only	Positive type; Installation requires valve guide machining; (RBB) Rubber
16	Valve Stem Seal Bulk	63-62	MV-1233 Std Only	O-Ring; Carton of 100; (RBB) Rubber
16	Valve Stem Seal Bulk	63-62	ST-2003BC Std Only	Positive type; Installation requires valve guide machining; Carton of 100; (RBB) Rubber

(continued on next page)

GM Car (Incl. Buick, Cad., Chev., Olds., Pontiac)

360 389 6.4L (6376cc) OHV V8 (16 Valve) (Pontiac), 4.0625" Bore (GMC Eng.), 4 Bbl. "Eng. Code 06B" 1963-1962
(cont.)

QTY	VALVE SEAT	YEARS	PART NO.	DESCRIPTION
8	Seat	63-62	245-1937-1 Std Only	Loc. Int.; 1.9425" OD, 1.6875" ID, 0.2480" Depth
32	VALVE, MISC Keeper	63-62	VK-115A Std Only	1 groove; Square cut key groove; Carton pack 24
32	Keeper	63-62	VK-115 Std Only	1 groove; Square cut key groove; Carton pack 32
32	Keeper	63-62	VK-115R Std Only	1 groove; Square cut key groove; Hardened
32	Keeper, Bulk	63-62	VK-115B Std Only	1 groove; Square cut key groove; Carton of 1000
16	Spring Insert	63-62	259-301A Std Only	VINTAGE; .060"; Carton of 100
8	PISTON Cast Piston	63-62	288P Std-30-40-60	VINTAGE; Cast; .9804" Pin Dia.; 2 Rings 5/64 Groove, 1 Ring 3/16 Groove, 1.700 CD, Flat Head w/4 valve reliefs - 10.1:1 C.R.
8	Cast Piston - Individual	63-62	W288P Std-30-40-60	VINTAGE; Cast; .9804" Pin Dia.; 2 Rings 5/64 Groove, 1 Ring 3/16 Groove, 1.700 CD, Flat Head w/4 valve reliefs - 10.1:1 C.R.
1	RINGS Premium Set	63-62	E-253K 30 30-40-60	VINTAGE; 2-5/64, 1-3/16; Premium Moly
1	Standard Set	63-62	E-253X Std-30-40-60	VINTAGE; 2-5/64, 1-3/16; Iron
1	ENGINE BEARINGS Main Set	63-62	113M Std-10-20	Performance; 3/4 grooved
1	Main Set	63-62	4040M Std-1-10-20-30	VINTAGE; Grooved upper main brgs.
1	Rod Set	63-62	8-7050CH Std-10-20	Performance
1	Cam Set	63	1220M Std Only	
1	Cam Set	62	1146M Std Only	VINTAGE
1	OIL PUMP Oil Pump	63-62	224-43364S	High Pressure; 3/4" inlet tube; Incl. screen
1	Inter. Shaft	63-62	224-61236	
1	Screen Assy.	63-62	224-11236	3/4" inlet tube
1	GASKETS Kit Gasket Set	63	260-1025	VINTAGE; Int. manifold gskts. not incl.; Push rod cover gskt. not incl.
1	FREEZE PLUGS Brass Block Plug Kit	63-62	381-8021	VINTAGE
1	Steel Block Plug Kit	63-62	381-4028	
1	Brass Deep Cup Freeze Plug	63-62	381-9010	0.938" Diameter
1	Brass Deep Cup Freeze Plug	63-62	381-9026	1.953" Diameter
1	Steel Deep Cup Freeze Plug	63-62	381-3039	0.938" Diameter
1	Steel Deep Cup Freeze Plug	63-62	381-3042	1.953" Diameter
1	Steel Deep Cup Freeze Plug	63-62	381-3112	2.063" Diameter

361 389 6.4L (6376cc) OHV V8 (16 Valve) (Pontiac), 4.0625" Bore (GMC Eng.), 3-2 Bbl. "Eng. Code 07B" 1963

QTY	TIMING	YEARS	PART NO.	DESCRIPTION
1	3 Piece Set	63	KT3-350S	VINTAGE; 223-305, 223-371 not sold separately; (1) 222-350; (1) 223-305; (1) 223-371
16	CAMSHAFT/LIFTER Lifter	63	HT-951 Std Only	Hyd.
16	Lifter, Bulk	63	HT-951B Std Only	Hyd.; Carton of 128
16	PUSH ROD Push Rod	63	RP-3164 Std-35-60	8.6930" O.A.L.
16	Push Rod	63	RP-3213R Std Only	Chrome-Moly; 8.6900" O.A.L.
16	ROCKER PARTS Arm Assy.	63	R-848 Std Only	VINTAGE; Incl. arm & ball
16	Arm	63	R-848A Std Only	
8	VALVE Intake	63	V-1532 Std Only	VINTAGE; 10.5:1 C.R.; 1.8820" Head Dia., 0.3409" Stem Dia., 4.8543" O.A.L.
16	VALVE SEAL Valve Stem Seal	63	MV-1233C Std Only	O-Ring; (RBB) Rubber
16	Valve Stem Seal	63	ST-2092 Std Only	Positive type, Metal Clad; (RBB) Rubber
16	Valve Stem Seal	63	ST-2003 Std Only	Positive type; Installation requires valve guide machining; (RBB) Rubber
16	Valve Stem Seal Bulk	63	MV-1233 Std Only	O-Ring; Carton of 100; (RBB) Rubber
16	Valve Stem Seal Bulk	63	ST-2003BC Std Only	Positive type; Installation requires valve guide machining; Carton of 100; (RBB) Rubber
8	VALVE SEAT Seat	63	245-1937-1 Std Only	Loc. Int.; 1.9425" OD, 1.6875" ID, 0.2480" Depth

(continued on next page)

GM Car (Incl. Buick, Cad., Chev., Olds., Pontiac)

389 6.4L (6376cc) OHV V8 (16 Valve) (Pontiac), 4.0625" Bore (GMC Eng.), 3-2 Bbl. "Eng. Code 07B" 1963 361
(cont.)

QTY	VALVE, MISC	YEARS	PART NO.	DESCRIPTION
32	Keeper	63	VK-115A Std Only	1 groove; Square cut key groove; Carton pack 24
32	Keeper	63	VK-115 Std Only	1 groove; Square cut key groove; Carton pack 32
32	Keeper	63	VK-115R Std Only	1 groove; Square cut key groove; Hardened
32	Keeper, Bulk	63	VK-115B Std Only	1 groove; Square cut key groove; Carton of 1000
16	Spring Insert	63	259-301A Std Only	VINTAGE; .060"; Carton of 100
QTY	PISTON	YEARS	PART NO.	DESCRIPTION
8	Cast Piston	63	288P Std-30-40-60	VINTAGE; Cast; .9804" Pin Dia.; 2 Rings 5/64 Groove, 1 Ring 3/16 Groove, 1.700 CD, Flat Head w/4 valve reliefs - 10.1:1 C.R.
8	Cast Piston - Individual	63	W288P Std-30-40-60	VINTAGE; Cast; .9804" Pin Dia.; 2 Rings 5/64 Groove, 1 Ring 3/16 Groove, 1.700 CD, Flat Head w/4 valve reliefs - 10.1:1 C.R.
QTY	RINGS	YEARS	PART NO.	DESCRIPTION
1	Premium Set	63	E-253K 30 30-40-60	VINTAGE; 2-5/64, 1-3/16; Premium Moly
1	Standard Set	63	E-253X Std-30-40-60	VINTAGE; 2-5/64, 1-3/16; Iron
QTY	ENGINE BEARINGS	YEARS	PART NO.	DESCRIPTION
1	Main Set	63	113M Std-10-20	Performance; 3/4 grooved
1	Main Set	63	4040M Std-1-10-20-30	VINTAGE; Grooved upper main brgs.
1	Rod Set	63	8-7050CH Std-10-20	Performance
1	Rod Set	63	8-1555CPA Std-10-20-30-40	VINTAGE
8	Rod Pair	63	1555CPA Std-10-20-30-40	VINTAGE
1	Cam Set	63	1220M Std Only	
QTY	OIL PUMP	YEARS	PART NO.	DESCRIPTION
1	Oil Pump	63	224-43364S	High Pressure; 3/4" inlet tube; Incl. screen
1	Inter. Shaft	63	224-61236	
1	Screen Assy.	63	224-11236	3/4" inlet tube
QTY	GASKETS	YEARS	PART NO.	DESCRIPTION
1	Kit Gasket Set	63	260-1025	VINTAGE; Int. manifold gsks. not incl.; Push rod cover gskt. not incl.
QTY	FREEZE PLUGS	YEARS	PART NO.	DESCRIPTION
1	Brass Block Plug Kit	63	381-8021	VINTAGE
1	Steel Block Plug Kit	63	381-4028	
1	Brass Deep Cup Freeze Plug	63	381-9010	0.938" Diameter
1	Brass Deep Cup Freeze Plug	63	381-9026	1.953" Diameter
1	Steel Deep Cup Freeze Plug	63	381-3039	0.938" Diameter
1	Steel Deep Cup Freeze Plug	63	381-3042	1.953" Diameter
1	Steel Deep Cup Freeze Plug	63	381-3112	2.063" Diameter

389 6.4L (6376cc) OHV V8 (16 Valve) (Pontiac), 4.0625" Bore (GMC Eng.), 4 Bbl. "Eng. Code 08A" 1962 362

QTY	TIMING	YEARS	PART NO.	DESCRIPTION
1	3 Piece Set	62	KT3-350S	VINTAGE; 223-305, 223-371 not sold separately; (1) 222-350; (1) 223-305; (1) 223-371
QTY	CAMSHAFT/LIFTER	YEARS	PART NO.	DESCRIPTION
16	Lifter	62	HT-951 Std Only	Hyd.
16	Lifter, Bulk	62	HT-951B Std Only	Hyd.; Carton of 128
QTY	PUSH ROD	YEARS	PART NO.	DESCRIPTION
16	Push Rod	62	RP-3164 Std-35-60	8.6930" O.A.L.
16	Push Rod	62	RP-3213R Std Only	Chrome-Moly; 8.6900" O.A.L.
QTY	ROCKER PARTS	YEARS	PART NO.	DESCRIPTION
16	Arm Assy.	62	R-848 Std Only	VINTAGE; Incl. arm & ball
16	Arm	62	R-848A Std Only	
QTY	VALVE	YEARS	PART NO.	DESCRIPTION
8	Intake	62	V-1532 Std Only	VINTAGE; 1.8820" Head Dia., 0.3409" Stem Dia., 4.8543" O.A.L.
QTY	VALVE SPRING	YEARS	PART NO.	DESCRIPTION
16	Spring	62	VS-445 Std Only	VINTAGE; Loc. Inner; 1.8120" Free Height
16	Spring	62	VS-446 Std Only	VINTAGE; Loc. Outer; 1.9800" Free Height
QTY	VALVE SEAL	YEARS	PART NO.	DESCRIPTION
16	Valve Stem Seal	62	MV-1233C Std Only	O-Ring; (RBB) Rubber
16	Valve Stem Seal	62	ST-2092 Std Only	Positive type, Metal Clad; (RBB) Rubber
16	Valve Stem Seal	62	ST-2003 Std Only	Positive type; Installation requires valve guide machining; (RBB) Rubber
16	Valve Stem Seal Bulk	62	MV-1233 Std Only	O-Ring; Carton of 100; (RBB) Rubber
16	Valve Stem Seal Bulk	62	ST-2003BC Std Only	Positive type; Installation requires valve guide machining; Carton of 100; (RBB) Rubber

(continued on next page)

GM Car (Incl. Buick, Cad., Chev., Olds., Pontiac)

362 389 6.4L (6376cc) OHV V8 (16 Valve) (Pontiac), 4.0625" Bore (GMC Eng.), 4 Bbl. "Eng. Code 08A" 1962
(cont.)

QTY	VALVE SEAT	YEARS	PART NO.	DESCRIPTION
8	Seat	62	245-1937-1 Std Only	Loc. Int.; 1.9425" OD, 1.6875" ID, 0.2480" Depth
32	VALVE, MISC	62	VK-115A Std Only	1 groove; Square cut key groove; Carton pack 24
32	Keeper	62	VK-115 Std Only	1 groove; Square cut key groove; Carton pack 32
32	Keeper	62	VK-115R Std Only	1 groove; Square cut key groove; Hardened
32	Keeper, Bulk	62	VK-115B Std Only	1 groove; Square cut key groove; Carton of 1000
16	Spring Insert	62	259-301A Std Only	VINTAGE; .060"; Carton of 100
8	PISTON	62	288P Std-30-40-60	VINTAGE; Cast; .9804" Pin Dia.; 2 Rings 5/64 Groove, 1 Ring 3/16 Groove, 1.700 CD, Flat Head w/4 valve reliefs - 10.1:1 C.R.
8	Cast Piston	62	W288P Std-30-40-60	VINTAGE; Cast; .9804" Pin Dia.; 2 Rings 5/64 Groove, 1 Ring 3/16 Groove, 1.700 CD, Flat Head w/4 valve reliefs - 10.1:1 C.R.
1	RINGS	62	E-253K 30 30-40-60	VINTAGE; 2-5/64, 1-3/16; Premium Moly
1	Premium Set	62	E-253X Std-30-40-60	VINTAGE; 2-5/64, 1-3/16; Iron
1	Standard Set	62		
1	ENGINE BEARINGS	62	113M Std-10-20	Performance; 3/4 grooved
1	Main Set	62	4040M Std-1-10-20-30	VINTAGE; Grooved upper main brgs.
1	Main Set	62	8-7050CH Std-10-20	Performance
1	Rod Set	62	1146M Std Only	VINTAGE
1	Cam Set	62		
1	OIL PUMP	62	224-43364S	High Pressure; 3/4" inlet tube; Incl. screen
1	Oil Pump	62	224-61236	
1	Inter. Shaft	62	224-11236	3/4" inlet tube
1	Screen Assy.	62		
1	FREEZE PLUGS	62	381-8021	VINTAGE
1	Brass Block Plug Kit	62	381-4028	
1	Steel Block Plug Kit	62	381-9010	0.938" Diameter
1	Brass Deep Cup Freeze Plug	62	381-9026	1.953" Diameter
1	Brass Deep Cup Freeze Plug	62	381-3039	0.938" Diameter
1	Steel Deep Cup Freeze Plug	62	381-3042	1.953" Diameter
1	Steel Deep Cup Freeze Plug	62	381-3112	2.063" Diameter

363 389 6.4L (6376cc) OHV V8 (16 Valve) (Pontiac), 4.0625" Bore (GMC Eng.), 4 Bbl. "Eng. Code 08B" 1962

QTY	TIMING	YEARS	PART NO.	DESCRIPTION
1	3 Piece Set	62	KT3-350S	VINTAGE; 223-305, 223-371 not sold separately; (1) 222-350; (1) 223-305; (1) 223-371
16	CAMSHAFT/LIFTER	62	HT-951 Std Only	Hyd.
16	Lifter	62	HT-951B Std Only	Hyd.; Carton of 128
16	PUSH ROD	62	RP-3164 Std-35-60	8.6930" O.A.L.
16	Push Rod	62	RP-3213R Std Only	Chrome-Moly; 8.6900" O.A.L.
16	ROCKER PARTS	62	R-848 Std Only	VINTAGE; Incl. arm & ball
16	Arm Assy.	62	R-848A Std Only	
8	VALVE	62	V-1532 Std Only	VINTAGE; 1.8820" Head Dia., 0.3409" Stem Dia., 4.8543" O.A.L.
16	VALVE SPRING	62	VS-445 Std Only	VINTAGE; Loc. Inner; 1.8120" Free Height
16	Spring	62	VS-446 Std Only	VINTAGE; Loc. Outer; 1.9800" Free Height
16	VALVE SEAL	62	MV-1233C Std Only	O-Ring; (RBB) Rubber
16	Valve Stem Seal	62	ST-2092 Std Only	Positive type; Metal Clad; (RBB) Rubber
16	Valve Stem Seal	62	ST-2003 Std Only	Positive type; Installation requires valve guide machining; (RBB) Rubber
16	Valve Stem Seal Bulk	62	MV-1233 Std Only	O-Ring; Carton of 100; (RBB) Rubber
16	Valve Stem Seal Bulk	62	ST-2003BC Std Only	Positive type; Installation requires valve guide machining; Carton of 100; (RBB) Rubber
8	VALVE SEAT	62	245-1937-1 Std Only	Loc. Int.; 1.9425" OD, 1.6875" ID, 0.2480" Depth
32	VALVE, MISC	62	VK-115A Std Only	1 groove; Square cut key groove; Carton pack 24
32	Keeper	62		

(continued on next page)

GM Car (Incl. Buick, Cad., Chev., Olds., Pontiac)

389 6.4L (6376cc) OHV V8 (16 Valve) (Pontiac), 4.0625" Bore (GMC Eng.), 4 Bbl. "Eng. Code 08B" 1962 363
(cont.)

QTY	VALVE, MISC (cont.)	YEARS	PART NO.	DESCRIPTION
32	Keeper	62	VK-115 Std Only	1 groove; Square cut key groove; Carton pack 32
32	Keeper	62	VK-115R Std Only	1 groove; Square cut key groove; Hardened
32	Keeper, Bulk	62	VK-115B Std Only	1 groove; Square cut key groove; Carton of 1000
16	Spring Insert	62	259-301A Std Only	VINTAGE; .060"; Carton of 100
QTY	PISTON	YEARS	PART NO.	DESCRIPTION
8	Cast Piston	62	288P Std-30-40-60	VINTAGE; Cast; .9804" Pin Dia.; 2 Rings 5/64 Groove, 1 Ring 3/16 Groove, 1.700 CD, Flat Head w/4 valve reliefs - 10.1:1 C.R.
8	Cast Piston - Individual	62	W288P Std-30-40-60	VINTAGE; Cast; .9804" Pin Dia.; 2 Rings 5/64 Groove, 1 Ring 3/16 Groove, 1.700 CD, Flat Head w/4 valve reliefs - 10.1:1 C.R.
QTY	RINGS	YEARS	PART NO.	DESCRIPTION
1	Premium Set	62	E-253K 30 30-40-60	VINTAGE; 2-5/64, 1-3/16; Premium Moly
1	Standard Set	62	E-253X Std-30-40-60	VINTAGE; 2-5/64, 1-3/16; Iron
QTY	ENGINE BEARINGS	YEARS	PART NO.	DESCRIPTION
1	Main Set	62	113M Std-10-20	Performance; 3/4 grooved
1	Main Set	62	4040M Std-1-10-20-30	VINTAGE; Grooved upper main brgs.
1	Rod Set	62	8-7050CH Std-10-20	Performance
1	Cam Set	62	1146M Std Only	VINTAGE
QTY	OIL PUMP	YEARS	PART NO.	DESCRIPTION
1	Oil Pump	62	224-43364S	High Pressure; 3/4" inlet tube; Incl. screen
1	Inter. Shaft	62	224-61236	
1	Screen Assy.	62	224-11236	3/4" inlet tube
QTY	FREEZE PLUGS	YEARS	PART NO.	DESCRIPTION
1	Brass Block Plug Kit	62	381-8021	VINTAGE
1	Steel Block Plug Kit	62	381-4028	
1	Brass Deep Cup Freeze Plug	62	381-9010	0.938" Diameter
1	Brass Deep Cup Freeze Plug	62	381-9026	1.953" Diameter
1	Steel Deep Cup Freeze Plug	62	381-3039	0.938" Diameter
1	Steel Deep Cup Freeze Plug	62	381-3042	1.953" Diameter
1	Steel Deep Cup Freeze Plug	62	381-3112	2.063" Diameter

389 6.4L (6376cc) OHV V8 (16 Valve) (Pontiac), 4.0625" Bore (GMC Eng.), 2 Bbl. "Eng. Code 08R" 1964 364

QTY	TIMING	YEARS	PART NO.	DESCRIPTION
1	3 Piece Set	64	KT3-350S	VINTAGE; 223-305, 223-371 not sold separately; (1) 222-350; (1) 223-305; (1) 223-371
QTY	CAMSHAFT/LIFTER	YEARS	PART NO.	DESCRIPTION
1	Camshaft	64	CS-187	VINTAGE; w/A/T; Hydraulic, (050) Duration at .050 Lobe Lift, 190 Exh., 190 Int., 111 Degrees Lobe Separation
1	Prelube		55-403 Std Only	1.5 oz. packet
1	Prelube		55-400 Std Only	4 oz. bottle; 1.5 oz. packet No. 55-403 also avail.
16	Lifter	64	HT-951 Std Only	Hyd.
16	Lifter, Bulk	64	HT-951B Std Only	Hyd.; Carton of 128
QTY	PUSH ROD	YEARS	PART NO.	DESCRIPTION
16	Push Rod	64	RP-3164 Std-35-60	8.6930" O.A.L.
16	Push Rod	64	RP-3213R Std Only	Chrome-Moly; 8.6900" O.A.L.
QTY	ROCKER PARTS	YEARS	PART NO.	DESCRIPTION
16	Arm Assy.	64	R-848 Std Only	VINTAGE; Incl. arm & ball
16	Arm	64	R-848A Std Only	
QTY	VALVE	YEARS	PART NO.	DESCRIPTION
8	Intake	64	V-1532 Std Only	VINTAGE; 10.5:1 C.R.; 1.8820" Head Dia., 0.3409" Stem Dia., 4.8543" O.A.L.
QTY	VALVE SPRING	YEARS	PART NO.	DESCRIPTION
16	Spring	64	VS-445 Std Only	VINTAGE; Loc. Inner; 1.8120" Free Height
16	Spring	64	VS-446 Std Only	VINTAGE; Loc. Outer; 1.9800" Free Height
QTY	VALVE SEAL	YEARS	PART NO.	DESCRIPTION
16	Valve Stem Seal	64	MV-1233C Std Only	O-Ring; (RBB) Rubber
16	Valve Stem Seal	64	ST-2092 Std Only	Positive type, Metal Clad; (RBB) Rubber
16	Valve Stem Seal	64	ST-2003 Std Only	Positive type; Installation requires valve guide machining; (RBB) Rubber
16	Valve Stem Seal Bulk	64	MV-1233 Std Only	O-Ring; Carton of 100; (RBB) Rubber
16	Valve Stem Seal Bulk	64	ST-2003BC Std Only	Positive type; Installation requires valve guide machining; Carton of 100; (RBB) Rubber
QTY	VALVE SEAT	YEARS	PART NO.	DESCRIPTION
8	Seat	64	245-1937-1 Std Only	Loc. Int.; 1.9425" OD, 1.6875" ID, 0.2480" Depth
QTY	VALVE, MISC	YEARS	PART NO.	DESCRIPTION
32	Keeper	64	VK-115A Std Only	1 groove; Square cut key groove; Carton pack 24

(continued on next page)

GM Car (Incl. Buick, Cad., Chev., Olds., Pontiac)

364 389 6.4L (6376cc) OHV V8 (16 Valve) (Pontiac), 4.0625" Bore (GMC Eng.), 2 Bbl. "Eng. Code 08R" 1964
(cont.)

QTY	VALVE, MISC (cont.)	YEARS	PART NO.	DESCRIPTION
32	Keeper	64	VK-115 Std Only	1 groove; Square cut key groove; Carton pack 32
32	Keeper	64	VK-115R Std Only	1 groove; Square cut key groove; Hardened
32	Keeper, Bulk	64	VK-115B Std Only	1 groove; Square cut key groove; Carton of 1000
16	Spring Insert	64	259-301A Std Only	VINTAGE; .060"; Carton of 100
QTY	PISTON	YEARS	PART NO.	DESCRIPTION
8	Cast Piston	64	288P Std-30-40-60	VINTAGE; Cast; .9804" Pin Dia.; 2 Rings 5/64 Groove, 1 Ring 3/16 Groove, 1.700 CD, Flat Head w/4 valve reliefs - 10.1:1 C.R.
8	Cast Piston - Individual	64	W288P Std-30-40-60	VINTAGE; Cast; .9804" Pin Dia.; 2 Rings 5/64 Groove, 1 Ring 3/16 Groove, 1.700 CD, Flat Head w/4 valve reliefs - 10.1:1 C.R.
QTY	RINGS	YEARS	PART NO.	DESCRIPTION
1	Premium Set	64	E-253K 30 30-40-60	VINTAGE; 2-5/64, 1-3/16; Premium Moly
1	Standard Set	64	E-253X Std-30-40-60	VINTAGE; 2-5/64, 1-3/16; Iron
QTY	ENGINE BEARINGS	YEARS	PART NO.	DESCRIPTION
1	Main Set	64	113M Std-10-20	Performance; 3/4 grooved
1	Main Set	64	4040M Std-1-10-20-30	VINTAGE; Grooved upper main brgs.
1	Rod Set	64	8-7050CH Std-10-20	Performance
1	Cam Set	64	1220M Std Only	
QTY	OIL PUMP	YEARS	PART NO.	DESCRIPTION
1	Oil Pump	64	224-43364S	High Pressure; 3/4" inlet tube; Incl. screen
1	Inter. Shaft	64	224-61236	
1	Screen Assy.	64	224-11236	3/4" inlet tube
QTY	GASKETS	YEARS	PART NO.	DESCRIPTION
1	Kit Gasket Set	64	260-1025	VINTAGE; Int. manifold gskts. not incl.; Push rod cover gskt. not incl.
QTY	FREEZE PLUGS	YEARS	PART NO.	DESCRIPTION
1	Brass Block Plug Kit	64	381-8021	VINTAGE
1	Steel Block Plug Kit	64	381-4028	
1	Brass Deep Cup Freeze Plug	64	381-9010	0.938" Diameter
1	Brass Deep Cup Freeze Plug	64	381-9026	1.953" Diameter
1	Steel Deep Cup Freeze Plug	64	381-3039	0.938" Diameter
1	Steel Deep Cup Freeze Plug	64	381-3042	1.953" Diameter
1	Steel Deep Cup Freeze Plug	64	381-3112	2.063" Diameter

365 389 6.4L (6376cc) OHV V8 (16 Valve) (Pontiac), 4.0625" Bore (GMC Eng.), 2 Bbl. "Eng. Code 09R" 1964

QTY	TIMING	YEARS	PART NO.	DESCRIPTION
1	3 Piece Set	64	KT3-350S	VINTAGE; 223-305, 223-371 not sold separately; (1) 222-350; (1) 223-305; (1) 223-371
QTY	CAMSHAFT/LIFTER	YEARS	PART NO.	DESCRIPTION
1	Camshaft	64	CS-187	VINTAGE; w/A/T; Hydraulic, (050) Duration at .050 Lobe Lift, 190 Exh., 190 Int., 111 Degrees Lobe Separation
1	Prelube		55-403 Std Only	1.5 oz. packet
1	Prelube		55-400 Std Only	4 oz. bottle; 1.5 oz. packet No. 55-403 also avail.
16	Lifter	64	HT-951 Std Only	Hyd.
16	Lifter, Bulk	64	HT-951B Std Only	Hyd.; Carton of 128
QTY	PUSH ROD	YEARS	PART NO.	DESCRIPTION
16	Push Rod	64	RP-3164 Std-35-60	8.6930" O.A.L.
16	Push Rod	64	RP-3213R Std Only	Chrome-Moly; 8.6900" O.A.L.
QTY	ROCKER PARTS	YEARS	PART NO.	DESCRIPTION
16	Arm Assy.	64	R-848 Std Only	VINTAGE; Incl. arm & ball
16	Arm	64	R-848A Std Only	
QTY	VALVE	YEARS	PART NO.	DESCRIPTION
8	Intake	64	V-1532 Std Only	VINTAGE; 10.5:1 C.R.; 1.8820" Head Dia., 0.3409" Stem Dia., 4.8543" O.A.L.
QTY	VALVE SPRING	YEARS	PART NO.	DESCRIPTION
16	Spring	64	VS-445 Std Only	VINTAGE; Loc. Inner; 1.8120" Free Height
16	Spring	64	VS-446 Std Only	VINTAGE; Loc. Outer; 1.9800" Free Height
QTY	VALVE SEAL	YEARS	PART NO.	DESCRIPTION
16	Valve Stem Seal	64	MV-1233C Std Only	O-Ring; (RBB) Rubber
16	Valve Stem Seal	64	ST-2092 Std Only	Positive type, Metal Clad; (RBB) Rubber
16	Valve Stem Seal	64	ST-2003 Std Only	Positive type; Installation requires valve guide machining; (RBB) Rubber
16	Valve Stem Seal Bulk	64	MV-1233 Std Only	O-Ring; Carton of 100; (RBB) Rubber
16	Valve Stem Seal Bulk	64	ST-2003BC Std Only	Positive type; Installation requires valve guide machining; Carton of 100; (RBB) Rubber

(continued on next page)

GM Car (Incl. Buick, Cad., Chev., Olds., Pontiac)

389 6.4L (6376cc) OHV V8 (16 Valve) (Pontiac), 4.0625" Bore (GMC Eng.), 2 Bbl. "Eng. Code 09R" 1964 365
(cont.)

QTY	VALVE SEAT	YEARS	PART NO.	DESCRIPTION
8	Seat	64	245-1937-1 Std Only	Loc. Int.; 1.9425" OD, 1.6875" ID, 0.2480" Depth
QTY	VALVE, MISC	YEARS	PART NO.	DESCRIPTION
32	Keeper	64	VK-115A Std Only	1 groove; Square cut key groove; Carton pack 24
32	Keeper	64	VK-115 Std Only	1 groove; Square cut key groove; Carton pack 32
32	Keeper	64	VK-115R Std Only	1 groove; Square cut key groove; Hardened
32	Keeper, Bulk	64	VK-115B Std Only	1 groove; Square cut key groove; Carton of 1000
16	Spring Insert	64	259-301A Std Only	VINTAGE; .060"; Carton of 100
QTY	PISTON	YEARS	PART NO.	DESCRIPTION
8	Cast Piston	64	288P Std-30-40-60	VINTAGE; Cast; .9804" Pin Dia.; 2 Rings 5/64 Groove, 1 Ring 3/16 Groove, 1.700 CD, Flat Head w/4 valve reliefs - 10.1:1 C.R.
8	Cast Piston - Individual	64	W288P Std-30-40-60	VINTAGE; Cast; .9804" Pin Dia.; 2 Rings 5/64 Groove, 1 Ring 3/16 Groove, 1.700 CD, Flat Head w/4 valve reliefs - 10.1:1 C.R.
QTY	RINGS	YEARS	PART NO.	DESCRIPTION
1	Premium Set	64	E-253K 30 30-40-60	VINTAGE; 2-5/64, 1-3/16; Premium Moly
1	Standard Set	64	E-253X Std-30-40-60	VINTAGE; 2-5/64, 1-3/16; Iron
QTY	ENGINE BEARINGS	YEARS	PART NO.	DESCRIPTION
1	Main Set	64	113M Std-10-20	Performance; 3/4 grooved
1	Main Set	64	4040M Std-1-10-20-30	VINTAGE; Grooved upper main brgs.
1	Rod Set	64	8-7050CH Std-10-20	Performance
1	Cam Set	64	1220M Std Only	
QTY	OIL PUMP	YEARS	PART NO.	DESCRIPTION
1	Oil Pump	64	224-43364S	High Pressure; 3/4" inlet tube; Incl. screen
1	Inter. Shaft	64	224-61236	
1	Screen Assy.	64	224-11236	3/4" inlet tube
QTY	GASKETS	YEARS	PART NO.	DESCRIPTION
1	Kit Gasket Set	64	260-1025	VINTAGE; Int. manifold gskts. not incl.; Push rod cover gskt. not incl.
QTY	FREEZE PLUGS	YEARS	PART NO.	DESCRIPTION
1	Brass Block Plug Kit	64	381-8021	VINTAGE
1	Steel Block Plug Kit	64	381-4028	
1	Brass Deep Cup Freeze Plug	64	381-9010	0.938" Diameter
1	Brass Deep Cup Freeze Plug	64	381-9026	1.953" Diameter
1	Steel Deep Cup Freeze Plug	64	381-3039	0.938" Diameter
1	Steel Deep Cup Freeze Plug	64	381-3042	1.953" Diameter
1	Steel Deep Cup Freeze Plug	64	381-3112	2.063" Diameter

389 6.4L (6376cc) OHV V8 (16 Valve) (Pontiac), 4.0625" Bore (GMC Eng.), 2 Bbl. "Eng. Code 10A" 1964 366

QTY	TIMING	YEARS	PART NO.	DESCRIPTION
1	3 Piece Set	64	KT3-350S	VINTAGE; 223-305, 223-371 not sold separately; (1) 222-350; (1) 223-305; (1) 223-371
QTY	CAMSHAFT/LIFTER	YEARS	PART NO.	DESCRIPTION
1	Camshaft	64	CS-187	VINTAGE; w/A/T; Hydraulic, (050) Duration at .050 Lobe Lift, 190 Exh., 190 Int., 111 Degrees Lobe Separation
1	Prelube		55-403 Std Only	1.5 oz. packet
1	Prelube		55-400 Std Only	4 oz. bottle; 1.5 oz. packet No. 55-403 also avail.
16	Lifter	64	HT-951 Std Only	Hyd.
16	Lifter, Bulk	64	HT-951B Std Only	Hyd.; Carton of 128
QTY	PUSH ROD	YEARS	PART NO.	DESCRIPTION
16	Push Rod	64	RP-3164 Std-35-60	8.6930" O.A.L.
16	Push Rod	64	RP-3213R Std Only	Chrome-Moly; 8.6900" O.A.L.
QTY	ROCKER PARTS	YEARS	PART NO.	DESCRIPTION
16	Arm Assy.	64	R-848 Std Only	VINTAGE; Incl. arm & ball
16	Arm	64	R-848A Std Only	
QTY	VALVE	YEARS	PART NO.	DESCRIPTION
8	Intake	64	V-1532 Std Only	VINTAGE; 10.5:1 C.R.; 1.8820" Head Dia., 0.3409" Stem Dia., 4.8543" O.A.L.
QTY	VALVE SPRING	YEARS	PART NO.	DESCRIPTION
16	Spring	64	VS-445 Std Only	VINTAGE; Loc. Inner; 1.8120" Free Height
16	Spring	64	VS-446 Std Only	VINTAGE; Loc. Outer; 1.9800" Free Height
QTY	VALVE SEAL	YEARS	PART NO.	DESCRIPTION
16	Valve Stem Seal	64	MV-1233C Std Only	O-Ring; (RBB) Rubber
16	Valve Stem Seal	64	ST-2092 Std Only	Positive type, Metal Clad; (RBB) Rubber
16	Valve Stem Seal	64	ST-2003 Std Only	Positive type; Installation requires valve guide machining; (RBB) Rubber
16	Valve Stem Seal Bulk	64	MV-1233 Std Only	O-Ring; Carton of 100; (RBB) Rubber

(continued on next page)

GM Car (Incl. Buick, Cad., Chev., Olds., Pontiac)

366 389 6.4L (6376cc) OHV V8 (16 Valve) (Pontiac), 4.0625" Bore (GMC Eng.), 2 Bbl. "Eng. Code 10A" 1964
(cont.)

QTY	VALVE SEAL (cont.)	YEARS	PART NO.	DESCRIPTION
16	Valve Stem Seal Bulk	64	ST-2003BC Std Only	Positive type; Installation requires valve guide machining; Carton of 100; (RBB) Rubber
QTY	VALVE SEAT	YEARS	PART NO.	DESCRIPTION
8	Seat	64	245-1937-1 Std Only	Loc. Int.; 1.9425" OD, 1.6875" ID, 0.2480" Depth
QTY	VALVE, MISC	YEARS	PART NO.	DESCRIPTION
32	Keeper	64	VK-115A Std Only	1 groove; Square cut key groove; Carton pack 24
32	Keeper	64	VK-115 Std Only	1 groove; Square cut key groove; Carton pack 32
32	Keeper	64	VK-115R Std Only	1 groove; Square cut key groove; Hardened
32	Keeper, Bulk	64	VK-115B Std Only	1 groove; Square cut key groove; Carton of 1000
16	Spring Insert	64	259-301A Std Only	VINTAGE; .060"; Carton of 100
QTY	PISTON	YEARS	PART NO.	DESCRIPTION
8	Cast Piston	64	288P Std-30-40-60	VINTAGE; Cast; .9804" Pin Dia.; 2 Rings 5/64 Groove, 1 Ring 3/16 Groove, 1.700 CD, Flat Head w/4 valve reliefs - 10.1:1 C.R.
8	Cast Piston - Individual	64	W288P Std-30-40-60	VINTAGE; Cast; .9804" Pin Dia.; 2 Rings 5/64 Groove, 1 Ring 3/16 Groove, 1.700 CD, Flat Head w/4 valve reliefs - 10.1:1 C.R.
QTY	RINGS	YEARS	PART NO.	DESCRIPTION
1	Premium Set	64	E-253K 30 30-40-60	VINTAGE; 2-5/64, 1-3/16; Premium Moly
1	Standard Set	64	E-253X Std-30-40-60	VINTAGE; 2-5/64, 1-3/16; Iron
QTY	ENGINE BEARINGS	YEARS	PART NO.	DESCRIPTION
1	Main Set	64	113M Std-10-20	Performance; 3/4 grooved
1	Main Set	64	4040M Std-1-10-20-30	VINTAGE; Grooved upper main brgs.
1	Rod Set	64	8-7050CH Std-10-20	Performance
1	Cam Set	64	1220M Std Only	
QTY	OIL PUMP	YEARS	PART NO.	DESCRIPTION
1	Oil Pump	64	224-43364S	High Pressure; 3/4" inlet tube; Incl. screen
1	Inter. Shaft	64	224-61236	
1	Screen Assy.	64	224-11236	3/4" inlet tube
QTY	GASKETS	YEARS	PART NO.	DESCRIPTION
1	Kit Gasket Set	64	260-1025	VINTAGE; Int. manifold gskts. not incl.; Push rod cover gskt. not incl.
QTY	FREEZE PLUGS	YEARS	PART NO.	DESCRIPTION
1	Brass Block Plug Kit	64	381-8021	VINTAGE
1	Steel Block Plug Kit	64	381-4028	
1	Brass Deep Cup Freeze Plug	64	381-9010	0.938" Diameter
1	Brass Deep Cup Freeze Plug	64	381-9026	1.953" Diameter
1	Steel Deep Cup Freeze Plug	64	381-3039	0.938" Diameter
1	Steel Deep Cup Freeze Plug	64	381-3042	1.953" Diameter
1	Steel Deep Cup Freeze Plug	64	381-3112	2.063" Diameter

367 389 6.4L (6376cc) OHV V8 (16 Valve) (Pontiac), 4.0625" Bore (GMC Eng.), 3-2 Bbl. "Eng. Code 10B" 1962

QTY	TIMING	YEARS	PART NO.	DESCRIPTION
1	3 Piece Set	62	KT3-350S	VINTAGE; 223-305, 223-371 not sold separately; (1) 222-350; (1) 223-305; (1) 223-371
QTY	CAMSHAFT/LIFTER	YEARS	PART NO.	DESCRIPTION
16	Lifter	62	HT-951 Std Only	Hyd.
16	Lifter, Bulk	62	HT-951B Std Only	Hyd.; Carton of 128
QTY	PUSH ROD	YEARS	PART NO.	DESCRIPTION
16	Push Rod	62	RP-3164 Std-35-60	8.6930" O.A.L.
16	Push Rod	62	RP-3213R Std Only	Chrome-Moly; 8.6900" O.A.L.
QTY	ROCKER PARTS	YEARS	PART NO.	DESCRIPTION
16	Arm Assy.	62	R-848 Std Only	VINTAGE; Incl. arm & ball
16	Arm	62	R-848A Std Only	
QTY	VALVE	YEARS	PART NO.	DESCRIPTION
8	Intake	62	V-1532 Std Only	VINTAGE; 1.8820" Head Dia., 0.3409" Stem Dia., 4.8543" O.A.L.
QTY	VALVE SPRING	YEARS	PART NO.	DESCRIPTION
16	Spring	62	VS-445 Std Only	VINTAGE; Loc. Inner; 1.8120" Free Height
16	Spring	62	VS-446 Std Only	VINTAGE; Loc. Outer; 1.9800" Free Height
QTY	VALVE SEAL	YEARS	PART NO.	DESCRIPTION
16	Valve Stem Seal	62	MV-1233C Std Only	O-Ring; (RBB) Rubber
16	Valve Stem Seal	62	ST-2092 Std Only	Positive type, Metal Clad; (RBB) Rubber
16	Valve Stem Seal	62	ST-2003 Std Only	Positive type; Installation requires valve guide machining; (RBB) Rubber
16	Valve Stem Seal Bulk	62	MV-1233 Std Only	O-Ring; Carton of 100; (RBB) Rubber

(continued on next page)

GM Car (Incl. Buick, Cad., Chev., Olds., Pontiac)

389 6.4L (6376cc) OHV V8 (16 Valve) (Pontiac), 4.0625" Bore (GMC Eng.), 3-2 Bbl. "Eng. Code 10B" 1962 367
(cont.)

QTY	VALVE SEAL (cont.)	YEARS	PART NO.	DESCRIPTION
16	Valve Stem Seal Bulk	62	ST-2003BC Std Only	Positive type; Installation requires valve guide machining; Carton of 100; (RBB) Rubber
8	VALVE SEAT Seat	62	245-1937-1 Std Only	DESCRIPTION Loc. Int.; 1.9425" OD, 1.6875" ID, 0.2480" Depth
32	VALVE, MISC Keeper	62	VK-115A Std Only	DESCRIPTION 1 groove; Square cut key groove; Carton pack 24
32	Keeper	62	VK-115 Std Only	1 groove; Square cut key groove; Carton pack 32
32	Keeper	62	VK-115R Std Only	1 groove; Square cut key groove; Hardened
32	Keeper, Bulk	62	VK-115B Std Only	1 groove; Square cut key groove; Carton of 1000
16	Spring Insert	62	259-301A Std Only	VINTAGE; .060"; Carton of 100
8	PISTON Cast Piston	62	288P Std-30-40-60	DESCRIPTION VINTAGE; Cast; .9804" Pin Dia.; 2 Rings 5/64 Groove, 1 Ring 3/16 Groove, 1.700 CD, Flat Head w/4 valve reliefs - 10.1:1 C.R.
8	Cast Piston - Individual	62	W288P Std-30-40-60	VINTAGE; Cast; .9804" Pin Dia.; 2 Rings 5/64 Groove, 1 Ring 3/16 Groove, 1.700 CD, Flat Head w/4 valve reliefs - 10.1:1 C.R.
1	RINGS Premium Set	62	E-253K 30 30-40-60	DESCRIPTION VINTAGE; 2-5/64, 1-3/16; Premium Moly
1	Standard Set	62	E-253X Std-30-40-60	VINTAGE; 2-5/64, 1-3/16; Iron
1	ENGINE BEARINGS Main Set	62	113M Std-10-20	DESCRIPTION Performance; 3/4 grooved
1	Main Set	62	4040M Std-1-10-20-30	VINTAGE; Grooved upper main brgs.
1	Rod Set	62	8-7050CH Std-10-20	Performance
1	Rod Set	62	8-1555CPA Std-10-20-30-40	VINTAGE
8	Rod Pair	62	1555CPA Std-10-20-30-40	VINTAGE
1	Cam Set	62	1146M Std Only	VINTAGE
1	OIL PUMP Oil Pump	62	224-43364S	DESCRIPTION High Pressure; 3/4" inlet tube; Incl. screen
1	Inter. Shaft	62	224-61236	
1	Screen Assy.	62	224-11236	3/4" inlet tube
1	FREEZE PLUGS Brass Block Plug Kit	62	381-8021	DESCRIPTION VINTAGE
1	Steel Block Plug Kit	62	381-4028	
1	Brass Deep Cup Freeze Plug	62	381-9010	0.938" Diameter
1	Brass Deep Cup Freeze Plug	62	381-9026	1.953" Diameter
1	Steel Deep Cup Freeze Plug	62	381-3039	0.938" Diameter
1	Steel Deep Cup Freeze Plug	62	381-3042	1.953" Diameter
1	Steel Deep Cup Freeze Plug	62	381-3112	2.063" Diameter

389 6.4L (6376cc) OHV V8 (16 Valve) (Pontiac), 4.0625" Bore (GMC Eng.), 3-2 Bbl. "Eng. Code 11B" 1962 368

QTY	TIMING	YEARS	PART NO.	DESCRIPTION
1	3 Piece Set	62	KT3-350S	VINTAGE; 223-305, 223-371 not sold separately; (1) 222-350; (1) 223-305; (1) 223-371
16	CAMSHAFT/LIFTER Lifter	62	HT-951 Std Only	DESCRIPTION Hyd.
16	Lifter, Bulk	62	HT-951B Std Only	Hyd.; Carton of 128
16	PUSH ROD Push Rod	62	RP-3164 Std-35-60	DESCRIPTION 8.6930" O.A.L.
16	Push Rod	62	RP-3213R Std Only	Chrome-Moly; 8.6900" O.A.L.
16	ROCKER PARTS Arm Assy.	62	R-848 Std Only	DESCRIPTION VINTAGE; Incl. arm & ball
16	Arm	62	R-848A Std Only	
8	VALVE Intake	62	V-1532 Std Only	DESCRIPTION VINTAGE; 1.8820" Head Dia., 0.3409" Stem Dia., 4.8543" O.A.L.
16	VALVE SPRING Spring	62	VS-445 Std Only	DESCRIPTION VINTAGE; Loc. Inner; 1.8120" Free Height
16	Spring	62	VS-446 Std Only	VINTAGE; Loc. Outer; 1.9800" Free Height
16	VALVE SEAL Valve Stem Seal	62	MV-1233C Std Only	DESCRIPTION O-Ring; (RBB) Rubber
16	Valve Stem Seal	62	ST-2092 Std Only	Positive type, Metal Clad; (RBB) Rubber
16	Valve Stem Seal	62	ST-2003 Std Only	Positive type; Installation requires valve guide machining; (RBB) Rubber
16	Valve Stem Seal Bulk	62	MV-1233 Std Only	O-Ring; Carton of 100; (RBB) Rubber

(continued on next page)

GM Car (Incl. Buick, Cad., Chev., Olds., Pontiac)

368 389 6.4L (6376cc) OHV V8 (16 Valve) (Pontiac), 4.0625" Bore (GMC Eng.), 3-2 Bbl. "Eng. Code 11B" 1962
(cont.)

QTY	VALVE SEAL (cont.)	YEARS	PART NO.	DESCRIPTION
16	Valve Stem Seal Bulk	62	ST-2003BC Std Only	Positive type; Installation requires valve guide machining; Carton of 100; (RBB) Rubber
QTY	VALVE SEAT	YEARS	PART NO.	DESCRIPTION
8	Seat	62	245-1937-1 Std Only	Loc. Int.; 1.9425" OD, 1.6875" ID, 0.2480" Depth
QTY	VALVE, MISC	YEARS	PART NO.	DESCRIPTION
32	Keeper	62	VK-115A Std Only	1 groove; Square cut key groove; Carton pack 24
32	Keeper	62	VK-115 Std Only	1 groove; Square cut key groove; Carton pack 32
32	Keeper	62	VK-115R Std Only	1 groove; Square cut key groove; Hardened
32	Keeper, Bulk	62	VK-115B Std Only	1 groove; Square cut key groove; Carton of 1000
16	Spring Insert	62	259-301A Std Only	VINTAGE; .060"; Carton of 100
QTY	PISTON	YEARS	PART NO.	DESCRIPTION
8	Cast Piston	62	288P Std-30-40-60	VINTAGE; Cast; .9804" Pin Dia.; 2 Rings 5/64 Groove, 1 Ring 3/16 Groove, 1.700 CD, Flat Head w/4 valve reliefs - 10.1:1 C.R.
8	Cast Piston - Individual	62	W288P Std-30-40-60	VINTAGE; Cast; .9804" Pin Dia.; 2 Rings 5/64 Groove, 1 Ring 3/16 Groove, 1.700 CD, Flat Head w/4 valve reliefs - 10.1:1 C.R.
QTY	RINGS	YEARS	PART NO.	DESCRIPTION
1	Premium Set	62	E-253K 30 30-40-60	VINTAGE; 2-5/64, 1-3/16; Premium Moly
1	Standard Set	62	E-253X Std-30-40-60	VINTAGE; 2-5/64, 1-3/16; Iron
QTY	ENGINE BEARINGS	YEARS	PART NO.	DESCRIPTION
1	Main Set	62	113M Std-10-20	Performance; 3/4 grooved
1	Main Set	62	4040M Std-1-10-20-30	VINTAGE; Grooved upper main brgs.
1	Rod Set	62	8-7050CH Std-10-20	Performance
1	Rod Set	62	8-1555CPA Std-10-20-30-40	VINTAGE
8	Rod Pair	62	1555CPA Std-10-20-30-40	VINTAGE
1	Cam Set	62	1146M Std Only	VINTAGE
QTY	OIL PUMP	YEARS	PART NO.	DESCRIPTION
1	Oil Pump	62	224-43364S	High Pressure; 3/4" inlet tube; Incl. screen
1	Inter. Shaft	62	224-61236	
1	Screen Assy.	62	224-11236	3/4" inlet tube
QTY	FREEZE PLUGS	YEARS	PART NO.	DESCRIPTION
1	Brass Block Plug Kit	62	381-8021	VINTAGE
1	Steel Block Plug Kit	62	381-4028	
1	Brass Deep Cup Freeze Plug	62	381-9010	0.938" Diameter
1	Brass Deep Cup Freeze Plug	62	381-9026	1.953" Diameter
1	Steel Deep Cup Freeze Plug	62	381-3039	0.938" Diameter
1	Steel Deep Cup Freeze Plug	62	381-3042	1.953" Diameter
1	Steel Deep Cup Freeze Plug	62	381-3112	2.063" Diameter

369 389 6.4L (6376cc) OHV V8 (16 Valve) (Pontiac), 4.0625" Bore (GMC Eng.), 2 Bbl. "Eng. Code 11H" 1964

QTY	TIMING	YEARS	PART NO.	DESCRIPTION
1	3 Piece Set	64	KT3-350S	VINTAGE; 223-305, 223-371 not sold separately; (1) 222-350; (1) 223-305; (1) 223-371
QTY	CAMSHAFT/LIFTER	YEARS	PART NO.	DESCRIPTION
1	Camshaft	64	CS-187	VINTAGE; w/A/T; Hydraulic, (050) Duration at .050 Lobe Lift, 190 Exh., 190 Int., 111 Degrees Lobe Separation
1	Prelube		55-403 Std Only	1.5 oz. packet
1	Prelube		55-400 Std Only	4 oz. bottle; 1.5 oz. packet No. 55-403 also avail.
16	Lifter	64	HT-951 Std Only	Hyd.
16	Lifter, Bulk	64	HT-951B Std Only	Hyd.; Carton of 128
QTY	PUSH ROD	YEARS	PART NO.	DESCRIPTION
16	Push Rod	64	RP-3164 Std-35-60	8.6930" O.A.L.
16	Push Rod	64	RP-3213R Std Only	Chrome-Moly; 8.6900" O.A.L.
QTY	ROCKER PARTS	YEARS	PART NO.	DESCRIPTION
16	Arm Assy.	64	R-848 Std Only	VINTAGE; Incl. arm & ball
16	Arm	64	R-848A Std Only	
QTY	VALVE	YEARS	PART NO.	DESCRIPTION
8	Intake	64	V-1532 Std Only	VINTAGE; 10.5:1 C.R.; 1.8820" Head Dia., 0.3409" Stem Dia., 4.8543" O.A.L.
QTY	VALVE SPRING	YEARS	PART NO.	DESCRIPTION
16	Spring	64	VS-445 Std Only	VINTAGE; Loc. Inner; 1.8120" Free Height
16	Spring	64	VS-446 Std Only	VINTAGE; Loc. Outer; 1.9800" Free Height
QTY	VALVE SEAL	YEARS	PART NO.	DESCRIPTION
16	Valve Stem Seal	64	MV-1233C Std Only	O-Ring; (RBB) Rubber
16	Valve Stem Seal	64	ST-2092 Std Only	Positive type, Metal Clad; (RBB) Rubber

(continued on next page)

GM Car (Incl. Buick, Cad., Chev., Olds., Pontiac)

389 6.4L (6376cc) OHV V8 (16 Valve) (Pontiac), 4.0625" Bore (GMC Eng.), 2 Bbl. "Eng. Code 11H" 1964 369
(cont.)

QTY	VALVE SEAL (cont.)	YEARS	PART NO.	DESCRIPTION
16	Valve Stem Seal	64	ST-2003 Std Only	Positive type; Installation requires valve guide machining; (RBB) Rubber
16	Valve Stem Seal Bulk	64	MV-1233 Std Only	O-Ring; Carton of 100; (RBB) Rubber
16	Valve Stem Seal Bulk	64	ST-2003BC Std Only	Positive type; Installation requires valve guide machining; Carton of 100; (RBB) Rubber
QTY	VALVE SEAT	YEARS	PART NO.	DESCRIPTION
8	Seat	64	245-1937-1 Std Only	Loc. Int.; 1.9425" OD, 1.6875" ID, 0.2480" Depth
QTY	VALVE, MISC	YEARS	PART NO.	DESCRIPTION
32	Keeper	64	VK-115A Std Only	1 groove; Square cut key groove; Carton pack 24
32	Keeper	64	VK-115 Std Only	1 groove; Square cut key groove; Carton pack 32
32	Keeper	64	VK-115R Std Only	1 groove; Square cut key groove; Hardened
32	Keeper, Bulk	64	VK-115B Std Only	1 groove; Square cut key groove; Carton of 1000
16	Spring Insert	64	259-301A Std Only	VINTAGE; .060"; Carton of 100
QTY	PISTON	YEARS	PART NO.	DESCRIPTION
8	Cast Piston	64	288P Std-30-40-60	VINTAGE; Cast; .9804" Pin Dia.; 2 Rings 5/64 Groove, 1 Ring 3/16 Groove, 1.700 CD, Flat Head w/4 valve reliefs - 10.1:1 C.R.
8	Cast Piston - Individual	64	W288P Std-30-40-60	VINTAGE; Cast; .9804" Pin Dia.; 2 Rings 5/64 Groove, 1 Ring 3/16 Groove, 1.700 CD, Flat Head w/4 valve reliefs - 10.1:1 C.R.
QTY	RINGS	YEARS	PART NO.	DESCRIPTION
1	Premium Set	64	E-253K 30 30-40-60	VINTAGE; 2-5/64, 1-3/16; Premium Moly
1	Standard Set	64	E-253X Std-30-40-60	VINTAGE; 2-5/64, 1-3/16; Iron
QTY	ENGINE BEARINGS	YEARS	PART NO.	DESCRIPTION
1	Main Set	64	113M Std-10-20	Performance; 3/4 grooved
1	Main Set	64	4040M Std-1-10-20-30	VINTAGE; Grooved upper main brgs.
1	Rod Set	64	8-7050CH Std-10-20	Performance
1	Cam Set	64	1220M Std Only	
QTY	OIL PUMP	YEARS	PART NO.	DESCRIPTION
1	Oil Pump	64	224-43364S	High Pressure; 3/4" inlet tube; Incl. screen
1	Inter. Shaft	64	224-61236	
1	Screen Assy.	64	224-11236	3/4" inlet tube
QTY	GASKETS	YEARS	PART NO.	DESCRIPTION
1	Kit Gasket Set	64	260-1025	VINTAGE; Int. manifold gskts. not incl.; Push rod cover gskt. not incl.
QTY	FREEZE PLUGS	YEARS	PART NO.	DESCRIPTION
1	Brass Block Plug Kit	64	381-8021	VINTAGE
1	Steel Block Plug Kit	64	381-4028	
1	Brass Deep Cup Freeze Plug	64	381-9010	0.938" Diameter
1	Brass Deep Cup Freeze Plug	64	381-9026	1.953" Diameter
1	Steel Deep Cup Freeze Plug	64	381-3039	0.938" Diameter
1	Steel Deep Cup Freeze Plug	64	381-3042	1.953" Diameter
1	Steel Deep Cup Freeze Plug	64	381-3112	2.063" Diameter

389 6.4L (6376cc) OHV V8 (16 Valve) (Pontiac), 4.0625" Bore (GMC Eng.), 2 Bbl. "Eng. Code 12H" 1964 370

QTY	TIMING	YEARS	PART NO.	DESCRIPTION
1	3 Piece Set	64	KT3-350S	VINTAGE; 223-305, 223-371 not sold separately; (1) 222-350; (1) 223-305; (1) 223-371
QTY	CAMSHAFT/LIFTER	YEARS	PART NO.	DESCRIPTION
1	Camshaft	64	CS-187	VINTAGE; w/A/T; Hydraulic, (050) Duration at .050 Lobe Lift, 190 Exh., 190 Int., 111 Degrees Lobe Separation
1	Prelube		55-403 Std Only	1.5 oz. packet
1	Prelube		55-400 Std Only	4 oz. bottle; 1.5 oz. packet No. 55-403 also avail.
16	Lifter	64	HT-951 Std Only	Hyd.
16	Lifter, Bulk	64	HT-951B Std Only	Hyd.; Carton of 128
QTY	PUSH ROD	YEARS	PART NO.	DESCRIPTION
16	Push Rod	64	RP-3164 Std-35-60	8.6930" O.A.L.
16	Push Rod	64	RP-3213R Std Only	Chrome-Moly; 8.6900" O.A.L.
QTY	ROCKER PARTS	YEARS	PART NO.	DESCRIPTION
16	Arm Assy.	64	R-848 Std Only	VINTAGE; Incl. arm & ball
16	Arm	64	R-848A Std Only	
QTY	VALVE	YEARS	PART NO.	DESCRIPTION
8	Intake	64	V-1532 Std Only	VINTAGE; 10.5:1 C.R.; 1.8820" Head Dia., 0.3409" Stem Dia., 4.8543" O.A.L.
QTY	VALVE SPRING	YEARS	PART NO.	DESCRIPTION
16	Spring	64	VS-445 Std Only	VINTAGE; Loc. Inner; 1.8120" Free Height

(continued on next page)

GM Car (Incl. Buick, Cad., Chev., Olds., Pontiac)

370 389 6.4L (6376cc) OHV V8 (16 Valve) (Pontiac), 4.0625" Bore (GMC Eng.), 2 Bbl. "Eng. Code 12H" 1964
(cont.)

VALVE TRAIN	QTY	VALVE SPRING (cont.)	YEARS	PART NO.	DESCRIPTION	VALVE TRAIN
	16	Spring	64	VS-446 Std Only	VINTAGE; Loc. Outer; 1.9800" Free Height	
	16	Valve Stem Seal	64	MV-1233C Std Only	O-Ring; (RBB) Rubber	
	16	Valve Stem Seal	64	ST-2092 Std Only	Positive type, Metal Clad; (RBB) Rubber	
	16	Valve Stem Seal	64	ST-2003 Std Only	Positive type; Installation requires valve guide machining; (RBB) Rubber	
	16	Valve Stem Seal Bulk	64	MV-1233 Std Only	O-Ring; Carton of 100; (RBB) Rubber	
	16	Valve Stem Seal Bulk	64	ST-2003BC Std Only	Positive type; Installation requires valve guide machining; Carton of 100; (RBB) Rubber	
	8	VALVE SEAT Seat	64	245-1937-1 Std Only	DESCRIPTION Loc. Int.; 1.9425" OD, 1.6875" ID, 0.2480" Depth	
	32	VALVE, MISC Keeper	64	VK-115A Std Only	DESCRIPTION 1 groove; Square cut key groove; Carton pack 24	
	32	Keeper	64	VK-115 Std Only	1 groove; Square cut key groove; Carton pack 32	
	32	Keeper	64	VK-115R Std Only	1 groove; Square cut key groove; Hardened	
	32	Keeper, Bulk	64	VK-115B Std Only	1 groove; Square cut key groove; Carton of 1000	
	16	Spring Insert	64	259-301A Std Only	VINTAGE; .060"; Carton of 100	
BLOCK	8	PISTON Cast Piston	64	288P Std-30-40-60	DESCRIPTION VINTAGE; Cast; .9804" Pin Dia.; 2 Rings 5/64 Groove, 1 Ring 3/16 Groove, 1.700 CD, Flat Head w/4 valve reliefs - 10.1:1 C.R.	BLOCK
	8	Cast Piston - Individual	64	W288P Std-30-40-60	VINTAGE; Cast; .9804" Pin Dia.; 2 Rings 5/64 Groove, 1 Ring 3/16 Groove, 1.700 CD, Flat Head w/4 valve reliefs - 10.1:1 C.R.	
	1	RINGS Premium Set	64	E-253K 30 30-40-60	DESCRIPTION VINTAGE; 2-5/64, 1-3/16; Premium Moly	
	1	Standard Set	64	E-253X Std-30-40-60	VINTAGE; 2-5/64, 1-3/16; Iron	
	1	ENGINE BEARINGS Main Set	64	113M Std-10-20	DESCRIPTION Performance; 3/4 grooved	
	1	Main Set	64	4040M Std-1-10-20-30	VINTAGE; Grooved upper main brgs.	
	1	Rod Set	64	8-7050CH Std-10-20	Performance	
	1	Cam Set	64	1220M Std Only		
	1	OIL PUMP Oil Pump	64	224-43364S	DESCRIPTION High Pressure; 3/4" inlet tube; Incl. screen	
	1	Inter. Shaft	64	224-61236		
1	Screen Assy.	64	224-11236	3/4" inlet tube		
1	GASKETS Kit Gasket Set	64	260-1025	DESCRIPTION VINTAGE; Int. manifold gskts. not incl.; Push rod cover gskt. not incl.		
1	FREEZE PLUGS Brass Block Plug Kit	64	381-8021	DESCRIPTION VINTAGE		
1	Steel Block Plug Kit	64	381-4028			
1	Brass Deep Cup Freeze Plug	64	381-9010	0.938" Diameter		
1	Brass Deep Cup Freeze Plug	64	381-9026	1.953" Diameter		
1	Steel Deep Cup Freeze Plug	64	381-3039	0.938" Diameter		
1	Steel Deep Cup Freeze Plug	64	381-3042	1.953" Diameter		
1	Steel Deep Cup Freeze Plug	64	381-3112	2.063" Diameter		

371 389 6.4L (6376cc) OHV V8 (16 Valve) (Pontiac), 4.0625" Bore (GMC Eng.), 2 Bbl. "Eng. Code 13H" 1964

VALVE TRAIN	QTY	TIMING	YEARS	PART NO.	DESCRIPTION	VALVE TRAIN
	1	3 Piece Set	64	KT3-350S	VINTAGE; 223-305, 223-371 not sold separately; (1) 222-350; (1) 223-305; (1) 223-371	
	16	CAMSHAFT/LIFTER Lifter	64	HT-951 Std Only	DESCRIPTION Hyd.	
	16	Lifter, Bulk	64	HT-951B Std Only	Hyd.; Carton of 128	
	16	PUSH ROD Push Rod	64	RP-3164 Std-35-60	DESCRIPTION 8.6930" O.A.L.	
	16	Push Rod	64	RP-3213R Std Only	Chrome-Moly; 8.6900" O.A.L.	
	16	ROCKER PARTS Arm Assy.	64	R-848 Std Only	DESCRIPTION VINTAGE; Incl. arm & ball	
	16	Arm	64	R-848A Std Only		
	8	VALVE Intake	64	V-1532 Std Only	DESCRIPTION VINTAGE; 10.5:1 C.R.; 1.8820" Head Dia., 0.3409" Stem Dia., 4.8543" O.A.L.	
	16	VALVE SPRING Spring	64	VS-445 Std Only	DESCRIPTION VINTAGE; Loc. Inner; 1.8120" Free Height	

(continued on next page)

GM Car (Incl. Buick, Cad., Chev., Olds., Pontiac)

389 6.4L (6376cc) OHV V8 (16 Valve) (Pontiac), 4.0625" Bore (GMC Eng.), 2 Bbl. "Eng. Code 13H" 1964 371
(cont.)

VALVE TRAIN	QTY	VALVE SPRING (cont.)	YEARS	PART NO.	DESCRIPTION	VALVE TRAIN
	16	Spring	64	VS-446 Std Only	VINTAGE; Loc. Outer; 1.9800" Free Height	
	16	Valve Stem Seal	64	MV-1233C Std Only	O-Ring; (RBB) Rubber	
	16	Valve Stem Seal	64	ST-2092 Std Only	Positive type, Metal Clad; (RBB) Rubber	
	16	Valve Stem Seal	64	ST-2003 Std Only	Positive type; Installation requires valve guide machining; (RBB) Rubber	
	16	Valve Stem Seal Bulk	64	MV-1233 Std Only	O-Ring; Carton of 100; (RBB) Rubber	
	16	Valve Stem Seal Bulk	64	ST-2003BC Std Only	Positive type; Installation requires valve guide machining; Carton of 100; (RBB) Rubber	
BLOCK	QTY	VALVE SEAT	YEARS	PART NO.	DESCRIPTION	BLOCK
	8	Seat	64	245-1937-1 Std Only	Loc. Int.; 1.9425" OD, 1.6875" ID, 0.2480" Depth	
	32	Keeper	64	VK-115A Std Only	1 groove; Square cut key groove; Carton pack 24	
	32	Keeper	64	VK-115 Std Only	1 groove; Square cut key groove; Carton pack 32	
	32	Keeper	64	VK-115R Std Only	1 groove; Square cut key groove; Hardened	
	32	Keeper, Bulk	64	VK-115B Std Only	1 groove; Square cut key groove; Carton of 1000	
	16	Spring Insert	64	259-301A Std Only	VINTAGE; .060"; Carton of 100	
	8	Cast Piston	64	288P Std-30-40-60	VINTAGE; Cast; .9804" Pin Dia.; 2 Rings 5/64 Groove, 1 Ring 3/16 Groove, 1.700 CD, Flat Head w/4 valve reliefs - 10.1:1 C.R.	
	8	Cast Piston - Individual	64	W288P Std-30-40-60	VINTAGE; Cast; .9804" Pin Dia.; 2 Rings 5/64 Groove, 1 Ring 3/16 Groove, 1.700 CD, Flat Head w/4 valve reliefs - 10.1:1 C.R.	
	1	Premium Set	64	E-253K 30 30-40-60	VINTAGE; 2-5/64, 1-3/16; Premium Moly	
	1	Standard Set	64	E-253X Std-30-40-60	VINTAGE; 2-5/64, 1-3/16; Iron	
	1	Main Set	64	113M Std-10-20	Performance; 3/4 grooved	
	1	Main Set	64	4040M Std-1-10-20-30	VINTAGE; Grooved upper main brgs.	
	1	Rod Set	64	8-7050CH Std-10-20	Performance	
	1	Cam Set	64	1220M Std Only		
	1	Oil Pump	64	224-43364S	High Pressure; 3/4" inlet tube; Incl. screen	
	1	Inter. Shaft	64	224-61236		
	1	Screen Assy.	64	224-11236	3/4" inlet tube	
	1	Kit Gasket Set	64	260-1025	VINTAGE; Int. manifold gsks. not incl.; Push rod cover gskt. not incl.	
	1	Brass Block Plug Kit	64	381-8021	VINTAGE	
	1	Steel Block Plug Kit	64	381-4028		
	1	Brass Deep Cup Freeze Plug	64	381-9010	0.938" Diameter	
	1	Brass Deep Cup Freeze Plug	64	381-9026	1.953" Diameter	
	1	Steel Deep Cup Freeze Plug	64	381-3039	0.938" Diameter	
	1	Steel Deep Cup Freeze Plug	64	381-3042	1.953" Diameter	
	1	Steel Deep Cup Freeze Plug	64	381-3112	2.063" Diameter	
VALVE TRAIN	QTY	TIMING	YEARS	PART NO.	DESCRIPTION	VALVE TRAIN
	1	3 Piece Set	63-62	KT3-350S	VINTAGE; 223-305, 223-371 not sold separately; (1) 222-350; (1) 223-305; (1) 223-371	
	1	Camshaft	63-62	CS-187	VINTAGE; w/A/T; Hydraulic, (050) Duration at .050 Lobe Lift, 190 Exh., 190 Int., 111 Degrees Lobe Separation	
	1	Prelube		55-403 Std Only	1.5 oz. packet	
	1	Prelube		55-400 Std Only	4 oz. bottle; 1.5 oz. packet No. 55-403 also avail.	
	16	Lifter	63-62	HT-951 Std Only	Hyd.	
	16	Lifter, Bulk	63-62	HT-951B Std Only	Hyd.; Carton of 128	
	16	Push Rod	63-62	RP-3164 Std-35-60	8.6930" O.A.L.	
	16	Push Rod	63-62	RP-3213R Std Only	Chrome-Moly; 8.6900" O.A.L.	
	16	Arm Assy.	63-62	R-848 Std Only	VINTAGE; Incl. arm & ball	
	16	Arm	63-62	R-848A Std Only		

(continued on next page)

GM Car (Incl. Buick, Cad., Chev., Olds., Pontiac)

372 389 6.4L (6376cc) OHV V8 (16 Valve) (Pontiac), 4.0625" Bore (GMC Eng.), 2 Bbl. "Eng. Code 15H" 1963-1962
(cont.)

QTY	VALVE	YEARS	PART NO.	DESCRIPTION
8	Intake	63	V-1532 Std Only	VINTAGE; 10.5:1 C.R.; 1.8820" Head Dia., 0.3409" Stem Dia., 4.8543" O.A.L.
8	Intake	62	V-1532 Std Only	VINTAGE; 1.8820" Head Dia., 0.3409" Stem Dia., 4.8543" O.A.L.
QTY	VALVE SPRING	YEARS	PART NO.	DESCRIPTION
16	Spring	63-62	VS-445 Std Only	VINTAGE; Loc. Inner; 1.8120" Free Height
16	Spring	63-62	VS-446 Std Only	VINTAGE; Loc. Outer; 1.9800" Free Height
QTY	VALVE SEAL	YEARS	PART NO.	DESCRIPTION
16	Valve Stem Seal	63-62	MV-1233C Std Only	O-Ring; (RBB) Rubber
16	Valve Stem Seal	63-62	ST-2092 Std Only	Positive type, Metal Clad; (RBB) Rubber
16	Valve Stem Seal	63-62	ST-2003 Std Only	Positive type; Installation requires valve guide machining; (RBB) Rubber
16	Valve Stem Seal Bulk	63-62	MV-1233 Std Only	O-Ring; Carton of 100; (RBB) Rubber
16	Valve Stem Seal Bulk	63-62	ST-2003BC Std Only	Positive type; Installation requires valve guide machining; Carton of 100; (RBB) Rubber
QTY	VALVE SEAT	YEARS	PART NO.	DESCRIPTION
8	Seat	63-62	245-1937-1 Std Only	Loc. Int.; 1.9425" OD, 1.6875" ID, 0.2480" Depth
QTY	VALVE, MISC	YEARS	PART NO.	DESCRIPTION
32	Keeper	63-62	VK-115A Std Only	1 groove; Square cut key groove; Carton pack 24
32	Keeper	63-62	VK-115 Std Only	1 groove; Square cut key groove; Carton pack 32
32	Keeper	63-62	VK-115R Std Only	1 groove; Square cut key groove; Hardened
32	Keeper, Bulk	63-62	VK-115B Std Only	1 groove; Square cut key groove; Carton of 1000
16	Spring Insert	63-62	259-301A Std Only	VINTAGE; .060"; Carton of 100
QTY	PISTON	YEARS	PART NO.	DESCRIPTION
8	Cast Piston	63-62	288P Std-30-40-60	VINTAGE; Cast; .9804" Pin Dia.; 2 Rings 5/64 Groove, 1 Ring 3/16 Groove, 1.700 CD, Flat Head w/4 valve reliefs - 10.1:1 C.R.
8	Cast Piston - Individual	63-62	W288P Std-30-40-60	VINTAGE; Cast; .9804" Pin Dia.; 2 Rings 5/64 Groove, 1 Ring 3/16 Groove, 1.700 CD, Flat Head w/4 valve reliefs - 10.1:1 C.R.
QTY	RINGS	YEARS	PART NO.	DESCRIPTION
1	Premium Set	63-62	E-253K 30 30-40-60	VINTAGE; 2-5/64, 1-3/16; Premium Moly
1	Standard Set	63-62	E-253X Std-30-40-60	VINTAGE; 2-5/64, 1-3/16; Iron
QTY	ENGINE BEARINGS	YEARS	PART NO.	DESCRIPTION
1	Main Set	63-62	113M Std-10-20	Performance; 3/4 grooved
1	Main Set	63-62	4040M Std-1-10-20-30	VINTAGE; Grooved upper main brgs.
1	Rod Set	63-62	8-7050CH Std-10-20	Performance
1	Cam Set	63	1220M Std Only	
1	Cam Set	62	1146M Std Only	VINTAGE
QTY	OIL PUMP	YEARS	PART NO.	DESCRIPTION
1	Oil Pump	63-62	224-43364S	High Pressure; 3/4" inlet tube; Incl. screen
1	Inter. Shaft	63-62	224-61236	
1	Screen Assy.	63-62	224-11236	3/4" inlet tube
QTY	GASKETS	YEARS	PART NO.	DESCRIPTION
1	Kit Gasket Set	63	260-1025	VINTAGE; Int. manifold gskts. not incl.; Push rod cover gskt. not incl.
QTY	FREEZE PLUGS	YEARS	PART NO.	DESCRIPTION
1	Brass Block Plug Kit	63-62	381-8021	VINTAGE
1	Steel Block Plug Kit	63-62	381-4028	
1	Brass Deep Cup Freeze Plug	63-62	381-9010	0.938" Diameter
1	Brass Deep Cup Freeze Plug	63-62	381-9026	1.953" Diameter
1	Steel Deep Cup Freeze Plug	63-62	381-3039	0.938" Diameter
1	Steel Deep Cup Freeze Plug	63-62	381-3042	1.953" Diameter
1	Steel Deep Cup Freeze Plug	63-62	381-3112	2.063" Diameter

373 389 6.4L (6376cc) OHV V8 (16 Valve) (Pontiac), 4.0625" Bore (GMC Eng.), 4 Bbl. "Eng. Code 16K" 1963-1962

QTY	TIMING	YEARS	PART NO.	DESCRIPTION
1	3 Piece Set	63-62	KT3-350S	VINTAGE; 223-305, 223-371 not sold separately; (1) 222-350; (1) 223-305; (1) 223-371
QTY	CAMSHAFT/LIFTER	YEARS	PART NO.	DESCRIPTION
16	Lifter	63-62	HT-951 Std Only	Hyd.
16	Lifter, Bulk	63-62	HT-951B Std Only	Hyd.; Carton of 128
QTY	PUSH ROD	YEARS	PART NO.	DESCRIPTION
16	Push Rod	63-62	RP-3164 Std-35-60	8.6930" O.A.L.
16	Push Rod	63-62	RP-3213R Std Only	Chrome-Moly; 8.6900" O.A.L.
QTY	ROCKER PARTS	YEARS	PART NO.	DESCRIPTION
16	Arm Assy.	63-62	R-848 Std Only	VINTAGE; Incl. arm & ball

(continued on next page)

GM Car (Incl. Buick, Cad., Chev., Olds., Pontiac)

389 6.4L (6376cc) OHV V8 (16 Valve) (Pontiac), 4.0625" Bore (GMC Eng.), 4 Bbl. "Eng. Code 16K" 1963-1962 **373**
(cont.)

	QTY	ROCKER PARTS (cont.)	YEARS	PART NO.	DESCRIPTION
VALVE TRAIN	16	Arm	63-62	R-848A Std Only	
	8	Intake	63	V-1532 Std Only	VINTAGE; 10.5:1 C.R.; 1.8820" Head Dia., 0.3409" Stem Dia., 4.8543" O.A.L.
	8	Intake	62	V-1532 Std Only	VINTAGE; 1.8820" Head Dia., 0.3409" Stem Dia., 4.8543" O.A.L.
	16	Spring	63-62	VS-445 Std Only	VINTAGE; Loc. Inner; 1.8120" Free Height
	16	Spring	63-62	VS-446 Std Only	VINTAGE; Loc. Outer; 1.9800" Free Height
	16	Valve Stem Seal	63-62	MV-1233C Std Only	O-Ring; (RBB) Rubber
	16	Valve Stem Seal	63-62	ST-2092 Std Only	Positive type, Metal Clad; (RBB) Rubber
	16	Valve Stem Seal	63-62	ST-2003 Std Only	Positive type; Installation requires valve guide machining; (RBB) Rubber
	16	Valve Stem Seal Bulk	63-62	MV-1233 Std Only	O-Ring; Carton of 100; (RBB) Rubber
	16	Valve Stem Seal Bulk	63-62	ST-2003BC Std Only	Positive type; Installation requires valve guide machining; Carton of 100; (RBB) Rubber
	8	Seat	63-62	245-1937-1 Std Only	Loc. Int.; 1.9425" OD, 1.6875" ID, 0.2480" Depth
BLOCK	32	Keeper	63-62	VK-115A Std Only	1 groove; Square cut key groove; Carton pack 24
	32	Keeper	63-62	VK-115 Std Only	1 groove; Square cut key groove; Carton pack 32
	32	Keeper	63-62	VK-115R Std Only	1 groove; Square cut key groove; Hardened
	32	Keeper, Bulk	63-62	VK-115B Std Only	1 groove; Square cut key groove; Carton of 1000
	16	Spring Insert	63-62	259-301A Std Only	VINTAGE; .060"; Carton of 100
	8	Cast Piston	63-62	288P Std-30-40-60	VINTAGE; Cast; .9804" Pin Dia.; 2 Rings 5/64 Groove, 1 Ring 3/16 Groove, 1.700 CD, Flat Head w/4 valve reliefs - 10.1:1 C.R.
	8	Cast Piston - Individual	63-62	W288P Std-30-40-60	VINTAGE; Cast; .9804" Pin Dia.; 2 Rings 5/64 Groove, 1 Ring 3/16 Groove, 1.700 CD, Flat Head w/4 valve reliefs - 10.1:1 C.R.
	1	Premium Set	63-62	E-253K 30 30-40-60	VINTAGE; 2-5/64, 1-3/16; Premium Moly
	1	Standard Set	63-62	E-253X Std-30-40-60	VINTAGE; 2-5/64, 1-3/16; Iron
	1	Main Set	63-62	113M Std-10-20	Performance; 3/4 grooved
	1	Main Set	63-62	4040M Std-1-10-20-30	VINTAGE; Grooved upper main brgs.
1	Rod Set	63-62	8-7050CH Std-10-20	Performance	
1	Cam Set	63	1220M Std Only		
1	Cam Set	62	1146M Std Only	VINTAGE	
1	Oil Pump	63-62	224-43364S	High Pressure; 3/4" inlet tube; Incl. screen	
1	Inter. Shaft	63-62	224-61236		
1	Screen Assy.	63-62	224-11236	3/4" inlet tube	
1	Kit Gasket Set	63	260-1025	VINTAGE; Int. manifold gskts. not incl.; Push rod cover gskt. not incl.	
1	Brass Block Plug Kit	63-62	381-8021	VINTAGE	
1	Steel Block Plug Kit	63-62	381-4028		
1	Brass Deep Cup Freeze Plug	63-62	381-9010	0.938" Diameter	
1	Brass Deep Cup Freeze Plug	63-62	381-9026	1.953" Diameter	
1	Steel Deep Cup Freeze Plug	63-62	381-3039	0.938" Diameter	
1	Steel Deep Cup Freeze Plug	63-62	381-3042	1.953" Diameter	
1	Steel Deep Cup Freeze Plug	63-62	381-3112	2.063" Diameter	
389 6.4L (6376cc) OHV V8 (16 Valve) (Pontiac), 4.0625" Bore (GMC Eng.), 2 Bbl. "Eng. Code 17H" 1963-1962 374					
1	3 Piece Set	63-62	KT3-350S	VINTAGE; 223-305, 223-371 not sold separately; (1) 222-350; (1) 223-305; (1) 223-371	
1	Camshaft	63-62	CS-187	VINTAGE; w/A/T; Hydraulic, (050) Duration at .050 Lobe Lift, 190 Exh., 190 Int., 111 Degrees Lobe Separation	
1	Prelube		55-403 Std Only	1.5 oz. packet	
1	Prelube		55-400 Std Only	4 oz. bottle; 1.5 oz. packet No. 55-403 also avail.	
16	Lifter	63-62	HT-951 Std Only	Hyd.	

(continued on next page)

GM Car (Incl. Buick, Cad., Chev., Olds., Pontiac)

374 389 6.4L (6376cc) OHV V8 (16 Valve) (Pontiac), 4.0625" Bore (GMC Eng.), 2 Bbl. "Eng. Code 17H" 1963-1962
(cont.)

	CAMSHAFT/LIFTER	YEARS	PART NO.	DESCRIPTION	
VALVE TRAIN	QTY 16	(cont.) Lifter, Bulk	63-62 HT-951B Std Only	Hyd.; Carton of 128	
	QTY 16	PUSH ROD Push Rod	63-62	RP-3164 Std-35-60	8.6930" O.A.L.
		Push Rod	63-62	RP-3213R Std Only	Chrome-Moly; 8.6900" O.A.L.
	QTY 16	ROCKER PARTS Arm Assy.	63-62	R-848 Std Only	VINTAGE; Incl. arm & ball
		Arm	63-62	R-848A Std Only	
	QTY 8	VALVE Intake	63	V-1532 Std Only	VINTAGE; 10.5:1 C.R.; 1.8820" Head Dia., 0.3409" Stem Dia., 4.8543" O.A.L.
		Intake	62	V-1532 Std Only	VINTAGE; 1.8820" Head Dia., 0.3409" Stem Dia., 4.8543" O.A.L.
	QTY 16	VALVE SPRING Spring	63-62	VS-445 Std Only	VINTAGE; Loc. Inner; 1.8120" Free Height
		Spring	63-62	VS-446 Std Only	VINTAGE; Loc. Outer; 1.9800" Free Height
	QTY 16	VALVE SEAL Valve Stem Seal	63-62	MV-1233C Std Only	O-Ring; (RBB) Rubber
		Valve Stem Seal	63-62	ST-2092 Std Only	Positive type, Metal Clad; (RBB) Rubber
		Valve Stem Seal	63-62	ST-2003 Std Only	Positive type; Installation requires valve guide machining; (RBB) Rubber
		Valve Stem Seal Bulk	63-62	MV-1233 Std Only	O-Ring; Carton of 100; (RBB) Rubber
		Valve Stem Seal Bulk	63-62	ST-2003BC Std Only	Positive type; Installation requires valve guide machining; Carton of 100; (RBB) Rubber
	QTY 8	VALVE SEAT Seat	63-62	245-1937-1 Std Only	Loc. Int.; 1.9425" OD, 1.6875" ID, 0.2480" Depth
	QTY 32	VALVE, MISC Keeper	63-62	VK-115A Std Only	1 groove; Square cut key groove; Carton pack 24
Keeper		63-62	VK-115 Std Only	1 groove; Square cut key groove; Carton pack 32	
Keeper		63-62	VK-115R Std Only	1 groove; Square cut key groove; Hardened	
Keeper, Bulk		63-62	VK-115B Std Only	1 groove; Square cut key groove; Carton of 1000	
Spring Insert		63-62	259-301A Std Only	VINTAGE; .060"; Carton of 100	
QTY 8	PISTON Cast Piston	63-62	288P Std-30-40-60	VINTAGE; Cast; .9804" Pin Dia.; 2 Rings 5/64 Groove, 1 Ring 3/16 Groove, 1.700 CD, Flat Head w/4 valve reliefs - 10.1:1 C.R.	
	Cast Piston - Individual	63-62	W288P Std-30-40-60	VINTAGE; Cast; .9804" Pin Dia.; 2 Rings 5/64 Groove, 1 Ring 3/16 Groove, 1.700 CD, Flat Head w/4 valve reliefs - 10.1:1 C.R.	
QTY 1	RINGS Premium Set	63-62	E-253K 30 30-40-60	VINTAGE; 2-5/64, 1-3/16; Premium Moly	
	Standard Set	63-62	E-253X Std-30-40-60	VINTAGE; 2-5/64, 1-3/16; Iron	
QTY 1	ENGINE BEARINGS Main Set	63-62	113M Std-10-20	Performance; 3/4 grooved	
	Main Set	63-62	4040M Std-1-10-20-30	VINTAGE; Grooved upper main brgs.	
	Rod Set	63-62	8-7050CH Std-10-20	Performance	
	Cam Set	63	1220M Std Only		
	Cam Set	62	1146M Std Only	VINTAGE	
QTY 1	OIL PUMP Oil Pump	63-62	224-43364S	High Pressure; 3/4" inlet tube; Incl. screen	
	Inter. Shaft	63-62	224-61236		
	Screen Assy.	63-62	224-11236	3/4" inlet tube	
QTY 1	GASKETS Kit Gasket Set	63	260-1025	VINTAGE; Int. manifold gskts. not incl.; Push rod cover gskt. not incl.	
QTY 1	FREEZE PLUGS Brass Block Plug Kit	63-62	381-8021	VINTAGE	
	Steel Block Plug Kit	63-62	381-4028		
	Brass Deep Cup Freeze Plug	63-62	381-9010	0.938" Diameter	
	Brass Deep Cup Freeze Plug	63-62	381-9026	1.953" Diameter	
	Steel Deep Cup Freeze Plug	63-62	381-3039	0.938" Diameter	
	Steel Deep Cup Freeze Plug	63-62	381-3042	1.953" Diameter	
	Steel Deep Cup Freeze Plug	63-62	381-3112	2.063" Diameter	

GM Car (Incl. Buick, Cad., Chev., Olds., Pontiac)

389 6.4L (6376cc) OHV V8 (16 Valve) (Pontiac), 4.0625" Bore (GMC Eng.), 2 Bbl. "Eng. Code 17M" 1964 375

QTY	TIMING	YEARS	PART NO.	DESCRIPTION
1	3 Piece Set	64	KT3-350S	VINTAGE; 223-305, 223-371 not sold separately; (1) 222-350; (1) 223-305; (1) 223-371
1	CAMSHAFT/LIFTER Camshaft	64	CS-187	DESCRIPTION VINTAGE; w/A/T; Hydraulic, (050) Duration at .050 Lobe Lift, 190 Exh., 190 Int., 111 Degrees Lobe Separation
1	Prelube		55-403 Std Only	1.5 oz. packet
1	Prelube		55-400 Std Only	4 oz. bottle; 1.5 oz. packet No. 55-403 also avail.
16	Lifter	64	HT-951 Std Only	Hyd.
16	Lifter, Bulk	64	HT-951B Std Only	Hyd.; Carton of 128
16	PUSH ROD Push Rod	64	RP-3164 Std-35-60	DESCRIPTION 8.6930" O.A.L.
16	Push Rod	64	RP-3213R Std Only	Chrome-Moly; 8.6900" O.A.L.
16	ROCKER PARTS Arm Assy.	64	R-848 Std Only	DESCRIPTION VINTAGE; Incl. arm & ball
16	Arm	64	R-848A Std Only	
8	VALVE Intake	64	V-1532 Std Only	DESCRIPTION VINTAGE; 10.5:1 C.R.; 1.8820" Head Dia., 0.3409" Stem Dia., 4.8543" O.A.L.
16	VALVE SPRING Spring	64	VS-445 Std Only	DESCRIPTION VINTAGE; Loc. Inner; 1.8120" Free Height
16	Spring	64	VS-446 Std Only	VINTAGE; Loc. Outer; 1.9800" Free Height
16	VALVE SEAL Valve Stem Seal	64	MV-1233C Std Only	DESCRIPTION O-Ring; (RBB) Rubber
16	Valve Stem Seal	64	ST-2092 Std Only	Positive type, Metal Clad; (RBB) Rubber
16	Valve Stem Seal	64	ST-2003 Std Only	Positive type; Installation requires valve guide machining; (RBB) Rubber
16	Valve Stem Seal Bulk	64	MV-1233 Std Only	O-Ring; Carton of 100; (RBB) Rubber
16	Valve Stem Seal Bulk	64	ST-2003BC Std Only	Positive type; Installation requires valve guide machining; Carton of 100; (RBB) Rubber
8	VALVE SEAT Seat	64	245-1937-1 Std Only	DESCRIPTION Loc. Int.; 1.9425" OD, 1.6875" ID, 0.2480" Depth
32	VALVE, MISC Keeper	64	VK-115A Std Only	DESCRIPTION 1 groove; Square cut key groove; Carton pack 24
32	Keeper	64	VK-115 Std Only	1 groove; Square cut key groove; Carton pack 32
32	Keeper	64	VK-115R Std Only	1 groove; Square cut key groove; Hardened
32	Keeper, Bulk	64	VK-115B Std Only	1 groove; Square cut key groove; Carton of 1000
16	Spring Insert	64	259-301A Std Only	VINTAGE; .060"; Carton of 100
8	PISTON Cast Piston	64	288P Std-30-40-60	DESCRIPTION VINTAGE; Cast; .9804" Pin Dia.; 2 Rings 5/64 Groove, 1 Ring 3/16 Groove, 1.700 CD, Flat Head w/4 valve reliefs - 10.1:1 C.R.
8	Cast Piston - Individual	64	W288P Std-30-40-60	VINTAGE; Cast; .9804" Pin Dia.; 2 Rings 5/64 Groove, 1 Ring 3/16 Groove, 1.700 CD, Flat Head w/4 valve reliefs - 10.1:1 C.R.
1	RINGS Premium Set	64	E-253K 30 30-40-60	DESCRIPTION VINTAGE; 2-5/64, 1-3/16; Premium Moly
1	Standard Set	64	E-253X Std-30-40-60	VINTAGE; 2-5/64, 1-3/16; Iron
1	ENGINE BEARINGS Main Set	64	113M Std-10-20	DESCRIPTION Performance; 3/4 grooved
1	Main Set	64	4040M Std-1-10-20-30	VINTAGE; Grooved upper main brgs.
1	Rod Set	64	8-7050CH Std-10-20	Performance
1	Cam Set	64	1220M Std Only	
1	OIL PUMP Oil Pump	64	224-43364S	DESCRIPTION High Pressure; 3/4" inlet tube; Incl. screen
1	Inter. Shaft	64	224-61236	
1	Screen Assy.	64	224-11236	3/4" inlet tube
1	GASKETS Kit Gasket Set	64	260-1025	DESCRIPTION VINTAGE; Int. manifold gskts. not incl.; Push rod cover gskt. not incl.
1	FREEZE PLUGS Brass Block Plug Kit	64	381-8021	DESCRIPTION VINTAGE
1	Steel Block Plug Kit	64	381-4028	
1	Brass Deep Cup Freeze Plug	64	381-9010	0.938" Diameter
1	Brass Deep Cup Freeze Plug	64	381-9026	1.953" Diameter
1	Steel Deep Cup Freeze Plug	64	381-3039	0.938" Diameter
1	Steel Deep Cup Freeze Plug	64	381-3042	1.953" Diameter
1	Steel Deep Cup Freeze Plug	64	381-3112	2.063" Diameter

VALVE TRAIN

BLOCK

GM Car (Incl. Buick, Cad., Chev., Olds., Pontiac)

376 389 6.4L (6376cc) OHV V8 (16 Valve) (Pontiac), 4.0625" Bore (GMC Eng.), 4 Bbl. "Eng. Code 18K" 1963-1962

QTY	TIMING	YEARS	PART NO.	DESCRIPTION
1	3 Piece Set	63-62	KT3-350S	VINTAGE; 223-305, 223-371 not sold separately; (1) 222-350; (1) 223-305; (1) 223-371
16 16	CAMSHAFT/LIFTER Lifter Lifter, Bulk	63-62 63-62	HT-951 Std Only HT-951B Std Only	Hyd. Hyd.; Carton of 128
16 16	PUSH ROD Push Rod Push Rod	63-62 63-62	RP-3164 Std-35-60 RP-3213R Std Only	8.6930" O.A.L. Chrome-Moly; 8.6900" O.A.L.
16 16	ROCKER PARTS Arm Assy. Arm	63-62 63-62	R-848 Std Only R-848A Std Only	VINTAGE; Incl. arm & ball
8 8	VALVE Intake Intake	63 62	V-1532 Std Only V-1532 Std Only	VINTAGE; 10.5:1 C.R.; 1.8820" Head Dia., 0.3409" Stem Dia., 4.8543" O.A.L. VINTAGE; 1.8820" Head Dia., 0.3409" Stem Dia., 4.8543" O.A.L.
16 16	VALVE SPRING Spring Spring	63-62 63-62	VS-445 Std Only VS-446 Std Only	VINTAGE; Loc. Inner; 1.8120" Free Height VINTAGE; Loc. Outer; 1.9800" Free Height
16 16 16 16 16	VALVE SEAL Valve Stem Seal Valve Stem Seal Valve Stem Seal Valve Stem Seal Bulk Valve Stem Seal Bulk	63-62 63-62 63-62 63-62 63-62	MV-1233C Std Only ST-2092 Std Only ST-2003 Std Only MV-1233 Std Only ST-2003BC Std Only	O-Ring; (RBB) Rubber Positive type, Metal Clad; (RBB) Rubber Positive type; Installation requires valve guide machining; (RBB) Rubber O-Ring; Carton of 100; (RBB) Rubber Positive type; Installation requires valve guide machining; Carton of 100; (RBB) Rubber
8	VALVE SEAT Seat	63-62	245-1937-1 Std Only	Loc. Int.; 1.9425" OD, 1.6875" ID, 0.2480" Depth
32 32 32 32 16	VALVE, MISC Keeper Keeper Keeper Keeper, Bulk Spring Insert	63-62 63-62 63-62 63-62 63-62	VK-115A Std Only VK-115 Std Only VK-115R Std Only VK-115B Std Only 259-301A Std Only	1 groove; Square cut key groove; Carton pack 24 1 groove; Square cut key groove; Carton pack 32 1 groove; Square cut key groove; Hardened 1 groove; Square cut key groove; Carton of 1000 VINTAGE; .060"; Carton of 100
8 8	PISTON Cast Piston Cast Piston - Individual	63-62 63-62	288P Std-30-40-60 W288P Std-30-40-60	VINTAGE; Cast; .9804" Pin Dia.; 2 Rings 5/64 Groove, 1 Ring 3/16 Groove, 1.700 CD, Flat Head w/4 valve reliefs - 10.1:1 C.R. VINTAGE; Cast; .9804" Pin Dia.; 2 Rings 5/64 Groove, 1 Ring 3/16 Groove, 1.700 CD, Flat Head w/4 valve reliefs - 10.1:1 C.R.
1 1	RINGS Premium Set Standard Set	63-62 63-62	E-253K 30 30-40-60 E-253X Std-30-40-60	VINTAGE; 2-5/64, 1-3/16; Premium Moly VINTAGE; 2-5/64, 1-3/16; Iron
1 1 1 1 1	ENGINE BEARINGS Main Set Main Set Rod Set Cam Set Cam Set	63-62 63-62 63-62 63 62	113M Std-10-20 4040M Std-1-10-20-30 8-7050CH Std-10-20 1220M Std Only 1146M Std Only	Performance; 3/4 grooved VINTAGE; Grooved upper main brgs. Performance VINTAGE
1 1 1	OIL PUMP Oil Pump Inter. Shaft Screen Assy.	63-62 63-62 63-62	224-43364S 224-61236 224-11236	High Pressure; 3/4" inlet tube; Incl. screen 3/4" inlet tube
1	GASKETS Kit Gasket Set	63	260-1025	VINTAGE; Int. manifold gskts. not incl.; Push rod cover gskt. not incl.
1 1 1 1 1 1 1	FREEZE PLUGS Brass Block Plug Kit Steel Block Plug Kit Brass Deep Cup Freeze Plug Brass Deep Cup Freeze Plug Steel Deep Cup Freeze Plug Steel Deep Cup Freeze Plug Steel Deep Cup Freeze Plug	63-62 63-62 63-62 63-62 63-62 63-62 63-62	381-8021 381-4028 381-9010 381-9026 381-3039 381-3042 381-3112	VINTAGE 0.938" Diameter 1.953" Diameter 0.938" Diameter 1.953" Diameter 2.063" Diameter

VALVE TRAIN

VALVE TRAIN

BLOCK

BLOCK

GM Car (Incl. Buick, Cad., Chev., Olds., Pontiac)

389 6.4L (6376cc) OHV V8 (16 Valve) (Pontiac), 4.0625" Bore (GMC Eng.), 2 Bbl. "Eng. Code 18M" 1964 377

QTY	TIMING	YEARS	PART NO.	DESCRIPTION
1	3 Piece Set	64	KT3-350S	VINTAGE; 223-305, 223-371 not sold separately; (1) 222-350; (1) 223-305; (1) 223-371
1	CAMSHAFT/LIFTER Camshaft	64	CS-187	DESCRIPTION VINTAGE; w/A/T; Hydraulic, (050) Duration at .050 Lobe Lift, 190 Exh., 190 Int., 111 Degrees Lobe Separation
1	Prelube		55-403 Std Only	1.5 oz. packet
1	Prelube		55-400 Std Only	4 oz. bottle; 1.5 oz. packet No. 55-403 also avail.
16	Lifter	64	HT-951 Std Only	Hyd.
16	Lifter, Bulk	64	HT-951B Std Only	Hyd.; Carton of 128
16	PUSH ROD Push Rod	64	RP-3164 Std-35-60	DESCRIPTION 8.6930" O.A.L.
16	Push Rod	64	RP-3213R Std Only	Chrome-Moly; 8.6900" O.A.L.
16	ROCKER PARTS Arm Assy.	64	R-848 Std Only	DESCRIPTION VINTAGE; Incl. arm & ball
16	Arm	64	R-848A Std Only	
8	VALVE Intake	64	V-1532 Std Only	DESCRIPTION VINTAGE; 10.5:1 C.R.; 1.8820" Head Dia., 0.3409" Stem Dia., 4.8543" O.A.L.
16	VALVE SPRING Spring	64	VS-445 Std Only	DESCRIPTION VINTAGE; Loc. Inner; 1.8120" Free Height
16	Spring	64	VS-446 Std Only	VINTAGE; Loc. Outer; 1.9800" Free Height
16	VALVE SEAL Valve Stem Seal	64	MV-1233C Std Only	DESCRIPTION O-Ring; (RBB) Rubber
16	Valve Stem Seal	64	ST-2092 Std Only	Positive type, Metal Clad; (RBB) Rubber
16	Valve Stem Seal	64	ST-2003 Std Only	Positive type; Installation requires valve guide machining; (RBB) Rubber
16	Valve Stem Seal Bulk	64	MV-1233 Std Only	O-Ring; Carton of 100; (RBB) Rubber
16	Valve Stem Seal Bulk	64	ST-2003BC Std Only	Positive type; Installation requires valve guide machining; Carton of 100; (RBB) Rubber
8	VALVE SEAT Seat	64	245-1937-1 Std Only	DESCRIPTION Loc. Int.; 1.9425" OD, 1.6875" ID, 0.2480" Depth
32	VALVE, MISC Keeper	64	VK-115A Std Only	DESCRIPTION 1 groove; Square cut key groove; Carton pack 24
32	Keeper	64	VK-115 Std Only	1 groove; Square cut key groove; Carton pack 32
32	Keeper	64	VK-115R Std Only	1 groove; Square cut key groove; Hardened
32	Keeper, Bulk	64	VK-115B Std Only	1 groove; Square cut key groove; Carton of 1000
16	Spring Insert	64	259-301A Std Only	VINTAGE; .060"; Carton of 100
8	PISTON Cast Piston	64	288P Std-30-40-60	DESCRIPTION VINTAGE; Cast; .9804" Pin Dia.; 2 Rings 5/64 Groove, 1 Ring 3/16 Groove, 1.700 CD, Flat Head w/4 valve reliefs - 10.1:1 C.R.
8	Cast Piston - Individual	64	W288P Std-30-40-60	VINTAGE; Cast; .9804" Pin Dia.; 2 Rings 5/64 Groove, 1 Ring 3/16 Groove, 1.700 CD, Flat Head w/4 valve reliefs - 10.1:1 C.R.
1	RINGS Premium Set	64	E-253K 30 30-40-60	DESCRIPTION VINTAGE; 2-5/64, 1-3/16; Premium Moly
1	Standard Set	64	E-253X Std-30-40-60	VINTAGE; 2-5/64, 1-3/16; Iron
1	ENGINE BEARINGS Main Set	64	113M Std-10-20	DESCRIPTION Performance; 3/4 grooved
1	Main Set	64	4040M Std-1-10-20-30	VINTAGE; Grooved upper main brgs.
1	Rod Set	64	8-7050CH Std-10-20	Performance
1	Cam Set	64	1220M Std Only	
1	OIL PUMP Oil Pump	64	224-43364S	DESCRIPTION High Pressure; 3/4" inlet tube; Incl. screen
1	Inter. Shaft	64	224-61236	
1	Screen Assy.	64	224-11236	3/4" inlet tube
1	GASKETS Kit Gasket Set	64	260-1025	DESCRIPTION VINTAGE; Int. manifold gskts. not incl.; Push rod cover gskt. not incl.
1	FREEZE PLUGS Brass Block Plug Kit	64	381-8021	DESCRIPTION VINTAGE
1	Steel Block Plug Kit	64	381-4028	
1	Brass Deep Cup Freeze Plug	64	381-9010	0.938" Diameter
1	Brass Deep Cup Freeze Plug	64	381-9026	1.953" Diameter
1	Steel Deep Cup Freeze Plug	64	381-3039	0.938" Diameter
1	Steel Deep Cup Freeze Plug	64	381-3042	1.953" Diameter
1	Steel Deep Cup Freeze Plug	64	381-3112	2.063" Diameter

VALVE TRAIN

BLOCK

GM Car (Incl. Buick, Cad., Chev., Olds., Pontiac)

378 389 6.4L (6376cc) OHV V8 (16 Valve) (Pontiac), 4.0625" Bore (GMC Eng.), 2 Bbl. "Eng. Code 19M" 1964

QTY	TIMING	YEARS	PART NO.	DESCRIPTION
1	3 Piece Set	64	KT3-350S	VINTAGE; 223-305, 223-371 not sold separately; (1) 222-350; (1) 223-305; (1) 223-371
1	CAMSHAFT/LIFTER Camshaft	64	CS-187	DESCRIPTION VINTAGE; w/A/T; Hydraulic, (050) Duration at .050 Lobe Lift, 190 Exh., 190 Int., 111 Degrees Lobe Separation
1	Prelube		55-403 Std Only	1.5 oz. packet
1	Prelube		55-400 Std Only	4 oz. bottle; 1.5 oz. packet No. 55-403 also avail.
16	Lifter	64	HT-951 Std Only	Hyd.
16	Lifter, Bulk	64	HT-951B Std Only	Hyd.; Carton of 128
16	PUSH ROD Push Rod	64	RP-3164 Std-35-60	DESCRIPTION 8.6930" O.A.L.
16	Push Rod	64	RP-3213R Std Only	Chrome-Moly; 8.6900" O.A.L.
16	ROCKER PARTS Arm Assy.	64	R-848 Std Only	DESCRIPTION VINTAGE; Incl. arm & ball
16	Arm	64	R-848A Std Only	
8	VALVE Intake	64	V-1532 Std Only	DESCRIPTION VINTAGE; 10.5:1 C.R.; 1.8820" Head Dia., 0.3409" Stem Dia., 4.8543" O.A.L.
16	VALVE SPRING Spring	64	VS-445 Std Only	DESCRIPTION VINTAGE; Loc. Inner; 1.8120" Free Height
16	Spring	64	VS-446 Std Only	VINTAGE; Loc. Outer; 1.9800" Free Height
16	VALVE SEAL Valve Stem Seal	64	MV-1233C Std Only	DESCRIPTION O-Ring; (RBB) Rubber
16	Valve Stem Seal	64	ST-2092 Std Only	Positive type, Metal Clad; (RBB) Rubber
16	Valve Stem Seal	64	ST-2003 Std Only	Positive type; Installation requires valve guide machining; (RBB) Rubber
16	Valve Stem Seal Bulk	64	MV-1233 Std Only	O-Ring; Carton of 100; (RBB) Rubber
16	Valve Stem Seal Bulk	64	ST-2003BC Std Only	Positive type; Installation requires valve guide machining; Carton of 100; (RBB) Rubber
8	VALVE SEAT Seat	64	245-1937-1 Std Only	DESCRIPTION Loc. Int.; 1.9425" OD, 1.6875" ID, 0.2480" Depth
32	VALVE, MISC Keeper	64	VK-115A Std Only	DESCRIPTION 1 groove; Square cut key groove; Carton pack 24
32	Keeper	64	VK-115 Std Only	1 groove; Square cut key groove; Carton pack 32
32	Keeper	64	VK-115R Std Only	1 groove; Square cut key groove; Hardened
32	Keeper, Bulk	64	VK-115B Std Only	1 groove; Square cut key groove; Carton of 1000
16	Spring Insert	64	259-301A Std Only	VINTAGE; .060"; Carton of 100
8	PISTON Cast Piston	64	288P Std-30-40-60	DESCRIPTION VINTAGE; Cast; .9804" Pin Dia.; 2 Rings 5/64 Groove, 1 Ring 3/16 Groove, 1.700 CD, Flat Head w/4 valve reliefs - 10.1:1 C.R.
8	Cast Piston - Individual	64	W288P Std-30-40-60	VINTAGE; Cast; .9804" Pin Dia.; 2 Rings 5/64 Groove, 1 Ring 3/16 Groove, 1.700 CD, Flat Head w/4 valve reliefs - 10.1:1 C.R.
1	RINGS Premium Set	64	E-253K 30 30-40-60	DESCRIPTION VINTAGE; 2-5/64, 1-3/16; Premium Moly
1	Standard Set	64	E-253X Std-30-40-60	VINTAGE; 2-5/64, 1-3/16; Iron
1	ENGINE BEARINGS Main Set	64	113M Std-10-20	DESCRIPTION Performance; 3/4 grooved
1	Main Set	64	4040M Std-1-10-20-30	VINTAGE; Grooved upper main brgs.
1	Rod Set	64	8-7050CH Std-10-20	Performance
1	Cam Set	64	1220M Std Only	
1	OIL PUMP Oil Pump	64	224-43364S	DESCRIPTION High Pressure; 3/4" inlet tube; Incl. screen
1	Inter. Shaft	64	224-61236	
1	Screen Assy.	64	224-11236	3/4" inlet tube
1	GASKETS Kit Gasket Set	64	260-1025	DESCRIPTION VINTAGE; Int. manifold gskts. not incl.; Push rod cover gskt. not incl.
1	FREEZE PLUGS Brass Block Plug Kit	64	381-8021	DESCRIPTION VINTAGE
1	Steel Block Plug Kit	64	381-4028	
1	Brass Deep Cup Freeze Plug	64	381-9010	0.938" Diameter
1	Brass Deep Cup Freeze Plug	64	381-9026	1.953" Diameter
1	Steel Deep Cup Freeze Plug	64	381-3039	0.938" Diameter
1	Steel Deep Cup Freeze Plug	64	381-3042	1.953" Diameter
1	Steel Deep Cup Freeze Plug	64	381-3112	2.063" Diameter

VALVE TRAIN

VALVE TRAIN

BLOCK

BLOCK

GM Car (Incl. Buick, Cad., Chev., Olds., Pontiac)

389 6.4L (6376cc) OHV V8 (16 Valve) (Pontiac), 4.0625" Bore (GMC Eng.), 2 Bbl. "Eng. Code 20L" 1963-1962 379

QTY	TIMING	YEARS	PART NO.	DESCRIPTION
1	3 Piece Set	63-62	KT3-350S	VINTAGE; 223-305, 223-371 not sold separately; (1) 222-350; (1) 223-305; (1) 223-371
1	CAMSHAFT/LIFTER Camshaft	63-62	CS-187	DESCRIPTION VINTAGE; w/A/T; Hydraulic, (050) Duration at .050 Lobe Lift, 190 Exh., 190 Int., 111 Degrees Lobe Separation
1	Prelube		55-403 Std Only	1.5 oz. packet
1	Prelube		55-400 Std Only	4 oz. bottle; 1.5 oz. packet No. 55-403 also avail.
16	Lifter	63-62	HT-951 Std Only	Hyd.
16	Lifter, Bulk	63-62	HT-951B Std Only	Hyd.; Carton of 128
16	PUSH ROD Push Rod	63-62	RP-3164 Std-35-60	DESCRIPTION 8.6930" O.A.L.
16	Push Rod	63-62	RP-3213R Std Only	Chrome-Moly; 8.6900" O.A.L.
16	ROCKER PARTS Arm Assy.	63-62	R-848 Std Only	DESCRIPTION VINTAGE; Incl. arm & ball
16	Arm	63-62	R-848A Std Only	
8	VALVE Intake	63	V-1532 Std Only	DESCRIPTION VINTAGE; 10.5:1 C.R.; 1.8820" Head Dia., 0.3409" Stem Dia., 4.8543" O.A.L.
8	Intake	62	V-1532 Std Only	VINTAGE; 1.8820" Head Dia., 0.3409" Stem Dia., 4.8543" O.A.L.
16	VALVE SPRING Spring	63-62	VS-445 Std Only	DESCRIPTION VINTAGE; Loc. Inner; 1.8120" Free Height
16	Spring	63-62	VS-446 Std Only	VINTAGE; Loc. Outer; 1.9800" Free Height
16	VALVE SEAL Valve Stem Seal	63-62	MV-1233C Std Only	DESCRIPTION O-Ring; (RBB) Rubber
16	Valve Stem Seal	63-62	ST-2092 Std Only	Positive type, Metal Clad; (RBB) Rubber
16	Valve Stem Seal	63-62	ST-2003 Std Only	Positive type; Installation requires valve guide machining; (RBB) Rubber
16	Valve Stem Seal Bulk	63-62	MV-1233 Std Only	O-Ring; Carton of 100; (RBB) Rubber
16	Valve Stem Seal Bulk	63-62	ST-2003BC Std Only	Positive type; Installation requires valve guide machining; Carton of 100; (RBB) Rubber
8	VALVE SEAT Seat	63-62	245-1937-1 Std Only	DESCRIPTION Loc. Int.; 1.9425" OD, 1.6875" ID, 0.2480" Depth
32	VALVE, MISC Keeper	63-62	VK-115A Std Only	DESCRIPTION 1 groove; Square cut key groove; Carton pack 24
32	Keeper	63-62	VK-115 Std Only	1 groove; Square cut key groove; Carton pack 32
32	Keeper	63-62	VK-115R Std Only	1 groove; Square cut key groove; Hardened
32	Keeper, Bulk	63-62	VK-115B Std Only	1 groove; Square cut key groove; Carton of 1000
16	Spring Insert	63-62	259-301A Std Only	VINTAGE; .060"; Carton of 100
8	PISTON Cast Piston	63-62	288P Std-30-40-60	DESCRIPTION VINTAGE; Cast; .9804" Pin Dia.; 2 Rings 5/64 Groove, 1 Ring 3/16 Groove, 1.700 CD, Flat Head w/4 valve reliefs - 10.1:1 C.R.
8	Cast Piston - Individual	63-62	W288P Std-30-40-60	VINTAGE; Cast; .9804" Pin Dia.; 2 Rings 5/64 Groove, 1 Ring 3/16 Groove, 1.700 CD, Flat Head w/4 valve reliefs - 10.1:1 C.R.
1	RINGS Premium Set	63-62	E-253K 30 30-40-60	DESCRIPTION VINTAGE; 2-5/64, 1-3/16; Premium Moly
1	Standard Set	63-62	E-253X Std-30-40-60	VINTAGE; 2-5/64, 1-3/16; Iron
1	ENGINE BEARINGS Main Set	63-62	113M Std-10-20	DESCRIPTION Performance; 3/4 grooved
1	Main Set	63-62	4040M Std-1-10-20-30	VINTAGE; Grooved upper main brgs.
1	Rod Set	63-62	8-7050CH Std-10-20	Performance
1	Cam Set	63	1220M Std Only	
1	Cam Set	62	1146M Std Only	VINTAGE
1	OIL PUMP Oil Pump	63-62	224-43364S	DESCRIPTION High Pressure; 3/4" inlet tube; Incl. screen
1	Inter. Shaft	63-62	224-61236	
1	Screen Assy.	63-62	224-11236	3/4" inlet tube
1	GASKETS Kit Gasket Set	63	260-1025	DESCRIPTION VINTAGE; Int. manifold gskts. not incl.; Push rod cover gskt. not incl.
1	FREEZE PLUGS Brass Block Plug Kit	63-62	381-8021	DESCRIPTION VINTAGE
1	Steel Block Plug Kit	63-62	381-4028	
1	Brass Deep Cup Freeze Plug	63-62	381-9010	0.938" Diameter
1	Brass Deep Cup Freeze Plug	63-62	381-9026	1.953" Diameter
1	Steel Deep Cup Freeze Plug	63-62	381-3039	0.938" Diameter

(continued on next page)

GM Car (Incl. Buick, Cad., Chev., Olds., Pontiac)

379 389 6.4L (6376cc) OHV V8 (16 Valve) (Pontiac), 4.0625" Bore (GMC Eng.), 2 Bbl. "Eng. Code 20L" 1963-1962
(cont.)

QTY	FREEZE PLUGS (cont.)	YEARS	PART NO.	DESCRIPTION
1	Steel Deep Cup Freeze Plug	63-62	381-3042	1.953" Diameter
1	Steel Deep Cup Freeze Plug	63-62	381-3112	2.063" Diameter

380 389 6.4L (6376cc) OHV V8 (16 Valve) (Pontiac), 4.0625" Bore (GMC Eng.), 2 Bbl. "Eng. Code 21L" 1963-1962

QTY	TIMING	YEARS	PART NO.	DESCRIPTION
1	3 Piece Set	63-62	KT3-350S	VINTAGE; 223-305, 223-371 not sold separately; (1) 222-350; (1) 223-305; (1) 223-371
1	CAMSHAFT/LIFTER Camshaft	63-62	CS-187	VINTAGE; w/A/T; Hydraulic, (050) Duration at .050 Lobe Lift, 190 Exh., 190 Int., 111 Degrees Lobe Separation
1	Prelube		55-403 Std Only	1.5 oz. packet
1	Prelube		55-400 Std Only	4 oz. bottle; 1.5 oz. packet No. 55-403 also avail.
16	Lifter	63-62	HT-951 Std Only	Hyd.
16	Lifter, Bulk	63-62	HT-951B Std Only	Hyd.; Carton of 128
16	PUSH ROD Push Rod	63-62	RP-3164 Std-35-60	8.6930" O.A.L.
16	Push Rod	63-62	RP-3213R Std Only	Chrome-Moly; 8.6900" O.A.L.
16	ROCKER PARTS Arm Assy.	63-62	R-848 Std Only	VINTAGE; Incl. arm & ball
16	Arm	63-62	R-848A Std Only	
8	VALVE Intake	63	V-1532 Std Only	VINTAGE; 10.5:1 C.R.; 1.8820" Head Dia., 0.3409" Stem Dia., 4.8543" O.A.L.
8	Intake	62	V-1532 Std Only	VINTAGE; 1.8820" Head Dia., 0.3409" Stem Dia., 4.8543" O.A.L.
16	VALVE SPRING Spring	63-62	VS-445 Std Only	VINTAGE; Loc. Inner; 1.8120" Free Height
16	Spring	63-62	VS-446 Std Only	VINTAGE; Loc. Outer; 1.9800" Free Height
16	VALVE SEAL Valve Stem Seal	63-62	MV-1233C Std Only	O-Ring; (RBB) Rubber
16	Valve Stem Seal	63-62	ST-2092 Std Only	Positive type, Metal Clad; (RBB) Rubber
16	Valve Stem Seal	63-62	ST-2003 Std Only	Positive type; Installation requires valve guide machining; (RBB) Rubber
16	Valve Stem Seal Bulk	63-62	MV-1233 Std Only	O-Ring; Carton of 100; (RBB) Rubber
16	Valve Stem Seal Bulk	63-62	ST-2003BC Std Only	Positive type; Installation requires valve guide machining; Carton of 100; (RBB) Rubber
8	VALVE SEAT Seat	63-62	245-1937-1 Std Only	Loc. Int.; 1.9425" OD, 1.6875" ID, 0.2480" Depth
32	VALVE, MISC Keeper	63-62	VK-115A Std Only	1 groove; Square cut key groove; Carton pack 24
32	Keeper	63-62	VK-115 Std Only	1 groove; Square cut key groove; Carton pack 32
32	Keeper	63-62	VK-115R Std Only	1 groove; Square cut key groove; Hardened
32	Keeper, Bulk	63-62	VK-115B Std Only	1 groove; Square cut key groove; Carton of 1000
16	Spring Insert	63-62	259-301A Std Only	VINTAGE; .060"; Carton of 100
8	PISTON Cast Piston	63-62	288P Std-30-40-60	VINTAGE; Cast; .9804" Pin Dia.; 2 Rings 5/64 Groove, 1 Ring 3/16 Groove, 1.700 CD, Flat Head w/4 valve reliefs - 10.1:1 C.R.
8	Cast Piston - Individual	63-62	W288P Std-30-40-60	VINTAGE; Cast; .9804" Pin Dia.; 2 Rings 5/64 Groove, 1 Ring 3/16 Groove, 1.700 CD, Flat Head w/4 valve reliefs - 10.1:1 C.R.
1	RINGS Premium Set	63-62	E-253K 30 30-40-60	VINTAGE; 2-5/64, 1-3/16; Premium Moly
1	Standard Set	63-62	E-253X Std-30-40-60	VINTAGE; 2-5/64, 1-3/16; Iron
1	ENGINE BEARINGS Main Set	63-62	113M Std-10-20	Performance; 3/4 grooved
1	Main Set	63-62	4040M Std-1-10-20-30	VINTAGE; Grooved upper main brgs.
1	Rod Set	63-62	8-7050CH Std-10-20	Performance
1	Cam Set	63	1220M Std Only	
1	Cam Set	62	1146M Std Only	VINTAGE
1	OIL PUMP Oil Pump	63-62	224-43364S	High Pressure; 3/4" inlet tube; Incl. screen
1	Inter. Shaft	63-62	224-61236	
1	Screen Assy.	63-62	224-11236	3/4" inlet tube

VALVE TRAIN

VALVE TRAIN

BLOCK

BLOCK

(continued on next page)

GM Car (Incl. Buick, Cad., Chev., Olds., Pontiac)

389 6.4L (6376cc) OHV V8 (16 Valve) (Pontiac), 4.0625" Bore (GMC Eng.), 2 Bbl. "Eng. Code 21L" 1963-1962 380
(cont.)

BLOCK	QTY	GASKETS	YEARS	PART NO.	DESCRIPTION	BLOCK
	1	Kit Gasket Set	63	260-1025	VINTAGE; Int. manifold gskts. not incl.; Push rod cover gskt. not incl.	
	QTY	FREEZE PLUGS	YEARS	PART NO.	DESCRIPTION	
	1	Brass Block Plug Kit	63-62	381-8021	VINTAGE	
	1	Steel Block Plug Kit	63-62	381-4028		
	1	Brass Deep Cup Freeze Plug	63-62	381-9010	0.938" Diameter	
	1	Brass Deep Cup Freeze Plug	63-62	381-9026	1.953" Diameter	
	1	Steel Deep Cup Freeze Plug	63-62	381-3039	0.938" Diameter	
	1	Steel Deep Cup Freeze Plug	63-62	381-3042	1.953" Diameter	
	1	Steel Deep Cup Freeze Plug	63-62	381-3112	2.063" Diameter	

389 6.4L (6376cc) OHV V8 (16 Valve) (Pontiac), 4.0625" Bore (GMC Eng.), 4 Bbl. "Eng. Code 22B" 1964 381

VALVE TRAIN	QTY	TIMING	YEARS	PART NO.	DESCRIPTION	VALVE TRAIN
	1	3 Piece Set	64	KT3-350S	VINTAGE; 223-305, 223-371 not sold separately; (1) 222-350; (1) 223-305; (1) 223-371	
	QTY	CAMSHAFT/LIFTER	YEARS	PART NO.	DESCRIPTION	
	16	Lifter	64	HT-951 Std Only	Hyd.	
	16	Lifter, Bulk	64	HT-951B Std Only	Hyd.; Carton of 128	
	QTY	PUSH ROD	YEARS	PART NO.	DESCRIPTION	
	16	Push Rod	64	RP-3164 Std-35-60	8.6930" O.A.L.	
	16	Push Rod	64	RP-3213R Std Only	Chrome-Moly; 8.6900" O.A.L.	
	QTY	ROCKER PARTS	YEARS	PART NO.	DESCRIPTION	
	16	Arm Assy.	64	R-848 Std Only	VINTAGE; Incl. arm & ball	
	16	Arm	64	R-848A Std Only		
	QTY	VALVE	YEARS	PART NO.	DESCRIPTION	
	8	Intake	64	V-1532 Std Only	VINTAGE; 10.5:1 C.R.; 1.8820" Head Dia., 0.3409" Stem Dia., 4.8543" O.A.L.	
	QTY	VALVE SPRING	YEARS	PART NO.	DESCRIPTION	
	16	Spring	64	VS-445 Std Only	VINTAGE; Loc. Inner; 1.8120" Free Height	
	16	Spring	64	VS-446 Std Only	VINTAGE; Loc. Outer; 1.9800" Free Height	
	QTY	VALVE SEAL	YEARS	PART NO.	DESCRIPTION	
	16	Valve Stem Seal	64	MV-1233C Std Only	O-Ring; (RBB) Rubber	
	16	Valve Stem Seal	64	ST-2092 Std Only	Positive type, Metal Clad; (RBB) Rubber	
	16	Valve Stem Seal	64	ST-2003 Std Only	Positive type; Installation requires valve guide machining; (RBB) Rubber	
	16	Valve Stem Seal Bulk	64	MV-1233 Std Only	O-Ring; Carton of 100; (RBB) Rubber	
	16	Valve Stem Seal Bulk	64	ST-2003BC Std Only	Positive type; Installation requires valve guide machining; Carton of 100; (RBB) Rubber	
	QTY	VALVE SEAT	YEARS	PART NO.	DESCRIPTION	
	8	Seat	64	245-1937-1 Std Only	Loc. Int.; 1.9425" OD, 1.6875" ID, 0.2480" Depth	
	QTY	VALVE, MISC	YEARS	PART NO.	DESCRIPTION	
	32	Keeper	64	VK-115A Std Only	1 groove; Square cut key groove; Carton pack 24	
	32	Keeper	64	VK-115 Std Only	1 groove; Square cut key groove; Carton pack 32	
	32	Keeper	64	VK-115R Std Only	1 groove; Square cut key groove; Hardened	
	32	Keeper, Bulk	64	VK-115B Std Only	1 groove; Square cut key groove; Carton of 1000	
	16	Spring Insert	64	259-301A Std Only	VINTAGE; .060"; Carton of 100	

BLOCK	QTY	PISTON	YEARS	PART NO.	DESCRIPTION	BLOCK
	8	Cast Piston	64	288P Std-30-40-60	VINTAGE; Cast; .9804" Pin Dia.; 2 Rings 5/64 Groove, 1 Ring 3/16 Groove, 1.700 CD, Flat Head w/4 valve reliefs - 10.1:1 C.R.	
	8	Cast Piston - Individual	64	W288P Std-30-40-60	VINTAGE; Cast; .9804" Pin Dia.; 2 Rings 5/64 Groove, 1 Ring 3/16 Groove, 1.700 CD, Flat Head w/4 valve reliefs - 10.1:1 C.R.	
	QTY	RINGS	YEARS	PART NO.	DESCRIPTION	
	1	Premium Set	64	E-253K 30 30-40-60	VINTAGE; 2-5/64, 1-3/16; Premium Moly	
	1	Standard Set	64	E-253X Std-30-40-60	VINTAGE; 2-5/64, 1-3/16; Iron	
	QTY	ENGINE BEARINGS	YEARS	PART NO.	DESCRIPTION	
	1	Main Set	64	113M Std-10-20	Performance; 3/4 grooved	
	1	Main Set	64	4040M Std-1-10-20-30	VINTAGE; Grooved upper main brgs.	
	1	Rod Set	64	8-7050CH Std-10-20	Performance	
	1	Cam Set	64	1220M Std Only		
	QTY	OIL PUMP	YEARS	PART NO.	DESCRIPTION	
	1	Oil Pump	64	224-43364S	High Pressure; 3/4" inlet tube; Incl. screen	
	1	Inter. Shaft	64	224-61236		
	1	Screen Assy.	64	224-11236	3/4" inlet tube	

(continued on next page)

GM Car (Incl. Buick, Cad., Chev., Olds., Pontiac)

381 389 6.4L (6376cc) OHV V8 (16 Valve) (Pontiac), 4.0625" Bore (GMC Eng.), 4 Bbl. "Eng. Code 22B" 1964
(cont.)

BLOCK	QTY	GASKETS	YEARS	PART NO.	DESCRIPTION	BLOCK
	1	Kit Gasket Set	64	260-1025	VINTAGE; Int. manifold gsks. not incl.; Push rod cover gskt. not incl.	
	QTY	FREEZE PLUGS	YEARS	PART NO.	DESCRIPTION	
	1	Brass Block Plug Kit	64	381-8021	VINTAGE	
	1	Steel Block Plug Kit	64	381-4028		
	1	Brass Deep Cup Freeze Plug	64	381-9010	0.938" Diameter	
	1	Brass Deep Cup Freeze Plug	64	381-9026	1.953" Diameter	
	1	Steel Deep Cup Freeze Plug	64	381-3039	0.938" Diameter	
	1	Steel Deep Cup Freeze Plug	64	381-3042	1.953" Diameter	
	1	Steel Deep Cup Freeze Plug	64	381-3112	2.063" Diameter	

382 389 6.4L (6376cc) OHV V8 (16 Valve) (Pontiac), 4.0625" Bore (GMC Eng.), 4 Bbl. "Eng. Code 23B" 1964

VALVE TRAIN	QTY	TIMING	YEARS	PART NO.	DESCRIPTION	VALVE TRAIN
	1	3 Piece Set	64	KT3-350S	VINTAGE; 223-305, 223-371 not sold separately; (1) 222-350; (1) 223-305; (1) 223-371	
	QTY	CAMSHAFT/LIFTER	YEARS	PART NO.	DESCRIPTION	
	16	Lifter	64	HT-951 Std Only	Hyd.	
	16	Lifter, Bulk	64	HT-951B Std Only	Hyd.; Carton of 128	
	QTY	PUSH ROD	YEARS	PART NO.	DESCRIPTION	
	16	Push Rod	64	RP-3164 Std-35-60	8.6930" O.A.L.	
	16	Push Rod	64	RP-3213R Std Only	Chrome-Moly; 8.6900" O.A.L.	
	QTY	ROCKER PARTS	YEARS	PART NO.	DESCRIPTION	
	16	Arm Assy.	64	R-848 Std Only	VINTAGE; Incl. arm & ball	
	16	Arm	64	R-848A Std Only		
	QTY	VALVE	YEARS	PART NO.	DESCRIPTION	
	8	Intake	64	V-1532 Std Only	VINTAGE; 10.5:1 C.R.; 1.8820" Head Dia., 0.3409" Stem Dia., 4.8543" O.A.L.	
	QTY	VALVE SPRING	YEARS	PART NO.	DESCRIPTION	
	16	Spring	64	VS-445 Std Only	VINTAGE; Loc. Inner; 1.8120" Free Height	
	16	Spring	64	VS-446 Std Only	VINTAGE; Loc. Outer; 1.9800" Free Height	
	QTY	VALVE SEAL	YEARS	PART NO.	DESCRIPTION	
	16	Valve Stem Seal	64	MV-1233C Std Only	O-Ring; (RBB) Rubber	
	16	Valve Stem Seal	64	ST-2092 Std Only	Positive type, Metal Clad; (RBB) Rubber	
	16	Valve Stem Seal	64	ST-2003 Std Only	Positive type; Installation requires valve guide machining; (RBB) Rubber	
	16	Valve Stem Seal Bulk	64	MV-1233 Std Only	O-Ring; Carton of 100; (RBB) Rubber	
	16	Valve Stem Seal Bulk	64	ST-2003BC Std Only	Positive type; Installation requires valve guide machining; Carton of 100; (RBB) Rubber	
	QTY	VALVE SEAT	YEARS	PART NO.	DESCRIPTION	
	8	Seat	64	245-1937-1 Std Only	Loc. Int.; 1.9425" OD, 1.6875" ID, 0.2480" Depth	
	QTY	VALVE, MISC	YEARS	PART NO.	DESCRIPTION	
	32	Keeper	64	VK-115A Std Only	1 groove; Square cut key groove; Carton pack 24	
	32	Keeper	64	VK-115 Std Only	1 groove; Square cut key groove; Carton pack 32	
	32	Keeper	64	VK-115R Std Only	1 groove; Square cut key groove; Hardened	
	32	Keeper, Bulk	64	VK-115B Std Only	1 groove; Square cut key groove; Carton of 1000	
	16	Spring Insert	64	259-301A Std Only	VINTAGE; .060"; Carton of 100	
	QTY	PISTON	YEARS	PART NO.	DESCRIPTION	
	8	Cast Piston	64	288P Std-30-40-60	VINTAGE; Cast; .9804" Pin Dia.; 2 Rings 5/64 Groove, 1 Ring 3/16 Groove, 1.700 CD, Flat Head w/4 valve reliefs - 10.1:1 C.R.	
	8	Cast Piston - Individual	64	W288P Std-30-40-60	VINTAGE; Cast; .9804" Pin Dia.; 2 Rings 5/64 Groove, 1 Ring 3/16 Groove, 1.700 CD, Flat Head w/4 valve reliefs - 10.1:1 C.R.	
	QTY	RINGS	YEARS	PART NO.	DESCRIPTION	
	1	Premium Set	64	E-253K 30 30-40-60	VINTAGE; 2-5/64, 1-3/16; Premium Moly	
	1	Standard Set	64	E-253X Std-30-40-60	VINTAGE; 2-5/64, 1-3/16; Iron	
	QTY	ENGINE BEARINGS	YEARS	PART NO.	DESCRIPTION	
	1	Main Set	64	113M Std-10-20	Performance; 3/4 grooved	
	1	Main Set	64	4040M Std-1-10-20-30	VINTAGE; Grooved upper main brgs.	
	1	Rod Set	64	8-7050CH Std-10-20	Performance	
	1	Cam Set	64	1220M Std Only		
	QTY	OIL PUMP	YEARS	PART NO.	DESCRIPTION	
	1	Oil Pump	64	224-43364S	High Pressure; 3/4" inlet tube; Incl. screen	
	1	Inter. Shaft	64	224-61236		
	1	Screen Assy.	64	224-11236	3/4" inlet tube	

(continued on next page)

GM Car (Incl. Buick, Cad., Chev., Olds., Pontiac)

389 6.4L (6376cc) OHV V8 (16 Valve) (Pontiac), 4.0625" Bore (GMC Eng.), 4 Bbl. "Eng. Code 23B" 1964 **382**
(cont.)

BLOCK	QTY	GASKETS	YEARS	PART NO.	DESCRIPTION	BLOCK
	1	Kit Gasket Set	64	260-1025	VINTAGE; Int. manifold gskts. not incl.; Push rod cover gskt. not incl.	
	QTY	FREEZE PLUGS	YEARS	PART NO.	DESCRIPTION	
	1	Brass Block Plug Kit	64	381-8021	VINTAGE	
	1	Steel Block Plug Kit	64	381-4028		
	1	Brass Deep Cup Freeze Plug	64	381-9010	0.938" Diameter	
	1	Brass Deep Cup Freeze Plug	64	381-9026	1.953" Diameter	
	1	Steel Deep Cup Freeze Plug	64	381-3039	0.938" Diameter	
	1	Steel Deep Cup Freeze Plug	64	381-3042	1.953" Diameter	
	1	Steel Deep Cup Freeze Plug	64	381-3112	2.063" Diameter	

389 6.4L (6376cc) OHV V8 (16 Valve) (Pontiac), 4.0625" Bore (GMC Eng.), 2 Bbl. "Eng. Code 23H" 1963-1962 **383**

VALVE TRAIN	QTY	TIMING	YEARS	PART NO.	DESCRIPTION	VALVE TRAIN
	1	3 Piece Set	63-62	KT3-350S	VINTAGE; 223-305, 223-371 not sold separately; (1) 222-350; (1) 223-305; (1) 223-371	
	QTY	CAMSHAFT/LIFTER	YEARS	PART NO.	DESCRIPTION	
	1	Camshaft	63-62	CS-187	VINTAGE; w/A/T; Hydraulic, (050) Duration at .050 Lobe Lift, 190 Exh., 190 Int., 111 Degrees Lobe Separation	
	1	Prelube		55-403 Std Only	1.5 oz. packet	
	1	Prelube		55-400 Std Only	4 oz. bottle; 1.5 oz. packet No. 55-403 also avail.	
	16	Lifter	63-62	HT-951 Std Only	Hyd.	
	16	Lifter, Bulk	63-62	HT-951B Std Only	Hyd.; Carton of 128	
	QTY	PUSH ROD	YEARS	PART NO.	DESCRIPTION	
	16	Push Rod	63-62	RP-3164 Std-35-60	8.6930" O.A.L.	
	16	Push Rod	63-62	RP-3213R Std Only	Chrome-Moly; 8.6900" O.A.L.	
	QTY	ROCKER PARTS	YEARS	PART NO.	DESCRIPTION	
	16	Arm Assy.	63-62	R-848 Std Only	VINTAGE; Incl. arm & ball	
	16	Arm	63-62	R-848A Std Only		
	QTY	VALVE	YEARS	PART NO.	DESCRIPTION	
	8	Intake	63	V-1532 Std Only	VINTAGE; 10.5:1 C.R.; 1.8820" Head Dia., 0.3409" Stem Dia., 4.8543" O.A.L.	
	8	Intake	62	V-1532 Std Only	VINTAGE; 1.8820" Head Dia., 0.3409" Stem Dia., 4.8543" O.A.L.	
	QTY	VALVE SPRING	YEARS	PART NO.	DESCRIPTION	
	16	Spring	63-62	VS-445 Std Only	VINTAGE; Loc. Inner; 1.8120" Free Height	
	16	Spring	63-62	VS-446 Std Only	VINTAGE; Loc. Outer; 1.9800" Free Height	
	QTY	VALVE SEAL	YEARS	PART NO.	DESCRIPTION	
	16	Valve Stem Seal	63-62	MV-1233C Std Only	O-Ring; (RBB) Rubber	
	16	Valve Stem Seal	63-62	ST-2092 Std Only	Positive type, Metal Clad; (RBB) Rubber	
	16	Valve Stem Seal	63-62	ST-2003 Std Only	Positive type; Installation requires valve guide machining; (RBB) Rubber	
	16	Valve Stem Seal Bulk	63-62	MV-1233 Std Only	O-Ring; Carton of 100; (RBB) Rubber	
	16	Valve Stem Seal Bulk	63-62	ST-2003BC Std Only	Positive type; Installation requires valve guide machining; Carton of 100; (RBB) Rubber	
	QTY	VALVE SEAT	YEARS	PART NO.	DESCRIPTION	
	8	Seat	63-62	245-1937-1 Std Only	Loc. Int.; 1.9425" OD, 1.6875" ID, 0.2480" Depth	
	QTY	VALVE, MISC	YEARS	PART NO.	DESCRIPTION	
	32	Keeper	63-62	VK-115A Std Only	1 groove; Square cut key groove; Carton pack 24	
	32	Keeper	63-62	VK-115 Std Only	1 groove; Square cut key groove; Carton pack 32	
	32	Keeper	63-62	VK-115R Std Only	1 groove; Square cut key groove; Hardened	
	32	Keeper, Bulk	63-62	VK-115B Std Only	1 groove; Square cut key groove; Carton of 1000	
	16	Spring Insert	63-62	259-301A Std Only	VINTAGE; .060"; Carton of 100	
	QTY	PISTON	YEARS	PART NO.	DESCRIPTION	
	8	Cast Piston	63-62	288P Std-30-40-60	VINTAGE; Cast; .9804" Pin Dia.; 2 Rings 5/64 Groove, 1 Ring 3/16 Groove, 1.700 CD, Flat Head w/4 valve reliefs - 10.1:1 C.R.	
	8	Cast Piston - Individual	63-62	W288P Std-30-40-60	VINTAGE; Cast; .9804" Pin Dia.; 2 Rings 5/64 Groove, 1 Ring 3/16 Groove, 1.700 CD, Flat Head w/4 valve reliefs - 10.1:1 C.R.	
	QTY	RINGS	YEARS	PART NO.	DESCRIPTION	
	1	Premium Set	63-62	E-253K 30 30-40-60	VINTAGE; 2-5/64, 1-3/16; Premium Moly	
	1	Standard Set	63-62	E-253X Std-30-40-60	VINTAGE; 2-5/64, 1-3/16; Iron	
	QTY	ENGINE BEARINGS	YEARS	PART NO.	DESCRIPTION	
	1	Main Set	63-62	113M Std-10-20	Performance; 3/4 grooved	
	1	Main Set	63-62	4040M Std-1-10-20-30	VINTAGE; Grooved upper main brgs.	
	1	Rod Set	63-62	8-7050CH Std-10-20	Performance	
	1	Cam Set	63	1220M Std Only		

(continued on next page)

GM Car (Incl. Buick, Cad., Chev., Olds., Pontiac)

383 389 6.4L (6376cc) OHV V8 (16 Valve) (Pontiac), 4.0625" Bore (GMC Eng.), 2 Bbl. "Eng. Code 23H" 1963-1962
(cont.)

BLOCK	ENGINE BEARINGS				BLOCK
	QTY	(cont.)	YEARS	PART NO.	
	1	Cam Set	62	1146M Std Only	VINTAGE
	OIL PUMP				
	1	Oil Pump	63-62	224-43364S	High Pressure; 3/4" inlet tube; Incl. screen
	1	Inter. Shaft	63-62	224-61236	
	1	Screen Assy.	63-62	224-11236	3/4" inlet tube
	GASKETS				
	1	Kit Gasket Set	63	260-1025	VINTAGE; Int. manifold gskts. not incl.; Push rod cover gskt. not incl.
	FREEZE PLUGS				
	1	Brass Block Plug Kit	63-62	381-8021	VINTAGE
	1	Steel Block Plug Kit	63-62	381-4028	
	1	Brass Deep Cup Freeze Plug	63-62	381-9010	0.938" Diameter
	1	Brass Deep Cup Freeze Plug	63-62	381-9026	1.953" Diameter
	1	Steel Deep Cup Freeze Plug	63-62	381-3039	0.938" Diameter
	1	Steel Deep Cup Freeze Plug	63-62	381-3042	1.953" Diameter
	1	Steel Deep Cup Freeze Plug	63-62	381-3112	2.063" Diameter

384 389 6.4L (6376cc) OHV V8 (16 Valve) (Pontiac), 4.0625" Bore (GMC Eng.), 4 Bbl. "Eng. Code 25J" 1962

VALVE TRAIN					VALVE TRAIN
	QTY		YEARS	PART NO.	
	1	3 Piece Set	62	KT3-350S	VINTAGE; 223-305, 223-371 not sold separately; (1) 222-350; (1) 223-305; (1) 223-371
	CAMSHAFT/LIFTER				
	16	Lifter	62	HT-951 Std Only	Hyd.
	16	Lifter, Bulk	62	HT-951B Std Only	Hyd.; Carton of 128
	PUSH ROD				
	16	Push Rod	62	RP-3164 Std-35-60	8.6930" O.A.L.
	16	Push Rod	62	RP-3213R Std Only	Chrome-Moly; 8.6900" O.A.L.
	ROCKER PARTS				
	16	Arm Assy.	62	R-848 Std Only	VINTAGE; Incl. arm & ball
	16	Arm	62	R-848A Std Only	
	VALVE				
	8	Intake	62	V-1532 Std Only	VINTAGE; 1.8820" Head Dia., 0.3409" Stem Dia., 4.8543" O.A.L.
	VALVE SPRING				
	16	Spring	62	VS-445 Std Only	VINTAGE; Loc. Inner; 1.8120" Free Height
	16	Spring	62	VS-446 Std Only	VINTAGE; Loc. Outer; 1.9800" Free Height
	VALVE SEAL				
	16	Valve Stem Seal	62	MV-1233C Std Only	O-Ring; (RBB) Rubber
	16	Valve Stem Seal	62	ST-2092 Std Only	Positive type, Metal Clad; (RBB) Rubber
	16	Valve Stem Seal	62	ST-2003 Std Only	Positive type; Installation requires valve guide machining; (RBB) Rubber
	16	Valve Stem Seal Bulk	62	MV-1233 Std Only	O-Ring; Carton of 100; (RBB) Rubber
	16	Valve Stem Seal Bulk	62	ST-2003BC Std Only	Positive type; Installation requires valve guide machining; Carton of 100; (RBB) Rubber
	VALVE SEAT				
	8	Seat	62	245-1937-1 Std Only	Loc. Int.; 1.9425" OD, 1.6875" ID, 0.2480" Depth
	VALVE, MISC				
	32	Keeper	62	VK-115A Std Only	1 groove; Square cut key groove; Carton pack 24
	32	Keeper	62	VK-115 Std Only	1 groove; Square cut key groove; Carton pack 32
	32	Keeper	62	VK-115R Std Only	1 groove; Square cut key groove; Hardened
	32	Keeper, Bulk	62	VK-115B Std Only	1 groove; Square cut key groove; Carton of 1000
	16	Spring Insert	62	259-301A Std Only	VINTAGE; .060"; Carton of 100
	PISTON				
	8	Cast Piston	62	288P Std-30-40-60	VINTAGE; Cast; .9804" Pin Dia.; 2 Rings 5/64 Groove, 1 Ring 3/16 Groove, 1.700 CD, Flat Head w/4 valve reliefs - 10.1:1 C.R.
	8	Cast Piston - Individual	62	W288P Std-30-40-60	VINTAGE; Cast; .9804" Pin Dia.; 2 Rings 5/64 Groove, 1 Ring 3/16 Groove, 1.700 CD, Flat Head w/4 valve reliefs - 10.1:1 C.R.
	RINGS				
	1	Premium Set	62	E-253K 30 30-40-60	VINTAGE; 2-5/64, 1-3/16; Premium Moly
	1	Standard Set	62	E-253X Std-30-40-60	VINTAGE; 2-5/64, 1-3/16; Iron
	ENGINE BEARINGS				
	1	Main Set	62	113M Std-10-20	Performance; 3/4 grooved
	1	Main Set	62	4040M Std-1-10-20-30	VINTAGE; Grooved upper main brgs.

(continued on next page)

GM Car (Incl. Buick, Cad., Chev., Olds., Pontiac)

389 6.4L (6376cc) OHV V8 (16 Valve) (Pontiac), 4.0625" Bore (GMC Eng.), 4 Bbl. "Eng. Code 25J" 1962 384
(cont.)

BLOCK	QTY	ENGINE BEARINGS	YEARS	PART NO.	DESCRIPTION
	1	Rod Set	62	8-7050CH Std-10-20	Performance
	1	Cam Set	62	1146M Std Only	VINTAGE
BLOCK	QTY	OIL PUMP	YEARS	PART NO.	DESCRIPTION
	1	Oil Pump	62	224-43364S	High Pressure; 3/4" inlet tube; Incl. screen
	1	Inter. Shaft	62	224-61236	
	1	Screen Assy.	62	224-11236	3/4" inlet tube
BLOCK	QTY	FREEZE PLUGS	YEARS	PART NO.	DESCRIPTION
	1	Brass Block Plug Kit	62	381-8021	VINTAGE
	1	Steel Block Plug Kit	62	381-4028	
	1	Brass Deep Cup Freeze Plug	62	381-9010	0.938" Diameter
	1	Brass Deep Cup Freeze Plug	62	381-9026	1.953" Diameter
	1	Steel Deep Cup Freeze Plug	62	381-3039	0.938" Diameter
	1	Steel Deep Cup Freeze Plug	62	381-3042	1.953" Diameter
	1	Steel Deep Cup Freeze Plug	62	381-3112	2.063" Diameter

389 6.4L (6376cc) OHV V8 (16 Valve) (Pontiac), 4.0625" Bore (GMC Eng.), 4 Bbl. "Eng. Code 25K" 1964 385

VALVE TRAIN	QTY	TIMING	YEARS	PART NO.	DESCRIPTION
	1	3 Piece Set	64	KT3-350S	VINTAGE; 223-305, 223-371 not sold separately; (1) 222-350; (1) 223-305; (1) 223-371
VALVE TRAIN	QTY	CAMSHAFT/LIFTER	YEARS	PART NO.	DESCRIPTION
	16	Lifter	64	HT-951 Std Only	Hyd.
	16	Lifter, Bulk	64	HT-951B Std Only	Hyd.; Carton of 128
VALVE TRAIN	QTY	PUSH ROD	YEARS	PART NO.	DESCRIPTION
	16	Push Rod	64	RP-3164 Std-35-60	8.6930" O.A.L.
	16	Push Rod	64	RP-3213R Std Only	Chrome-Moly; 8.6900" O.A.L.
VALVE TRAIN	QTY	ROCKER PARTS	YEARS	PART NO.	DESCRIPTION
	16	Arm Assy.	64	R-848 Std Only	VINTAGE; Incl. arm & ball
	16	Arm	64	R-848A Std Only	
VALVE TRAIN	QTY	VALVE	YEARS	PART NO.	DESCRIPTION
	8	Intake	64	V-1532 Std Only	VINTAGE; 10.5:1 C.R.; 1.8820" Head Dia., 0.3409" Stem Dia., 4.8543" O.A.L.
VALVE TRAIN	QTY	VALVE SPRING	YEARS	PART NO.	DESCRIPTION
	16	Spring	64	VS-445 Std Only	VINTAGE; Loc. Inner; 1.8120" Free Height
	16	Spring	64	VS-446 Std Only	VINTAGE; Loc. Outer; 1.9800" Free Height
VALVE TRAIN	QTY	VALVE SEAL	YEARS	PART NO.	DESCRIPTION
	16	Valve Stem Seal	64	MV-1233C Std Only	O-Ring; (RBB) Rubber
	16	Valve Stem Seal	64	ST-2092 Std Only	Positive type, Metal Clad; (RBB) Rubber
	16	Valve Stem Seal	64	ST-2003 Std Only	Positive type; Installation requires valve guide machining; (RBB) Rubber
	16	Valve Stem Seal Bulk	64	MV-1233 Std Only	O-Ring; Carton of 100; (RBB) Rubber
	16	Valve Stem Seal Bulk	64	ST-2003BC Std Only	Positive type; Installation requires valve guide machining; Carton of 100; (RBB) Rubber
VALVE TRAIN	QTY	VALVE SEAT	YEARS	PART NO.	DESCRIPTION
	8	Seat	64	245-1937-1 Std Only	Loc. Int.; 1.9425" OD, 1.6875" ID, 0.2480" Depth
VALVE TRAIN	QTY	VALVE, MISC	YEARS	PART NO.	DESCRIPTION
	32	Keeper	64	VK-115A Std Only	1 groove; Square cut key groove; Carton pack 24
	32	Keeper	64	VK-115 Std Only	1 groove; Square cut key groove; Carton pack 32
	32	Keeper	64	VK-115R Std Only	1 groove; Square cut key groove; Hardened
	32	Keeper, Bulk	64	VK-115B Std Only	1 groove; Square cut key groove; Carton of 1000
	16	Spring Insert	64	259-301A Std Only	VINTAGE; .060"; Carton of 100
BLOCK	QTY	PISTON	YEARS	PART NO.	DESCRIPTION
	8	Cast Piston	64	288P Std-30-40-60	VINTAGE; Cast; .9804" Pin Dia.; 2 Rings 5/64 Groove, 1 Ring 3/16 Groove, 1.700 CD, Flat Head w/4 valve reliefs - 10.1:1 C.R.
	8	Cast Piston - Individual	64	W288P Std-30-40-60	VINTAGE; Cast; .9804" Pin Dia.; 2 Rings 5/64 Groove, 1 Ring 3/16 Groove, 1.700 CD, Flat Head w/4 valve reliefs - 10.1:1 C.R.
BLOCK	QTY	RINGS	YEARS	PART NO.	DESCRIPTION
	1	Premium Set	64	E-253K 30 30-40-60	VINTAGE; 2-5/64, 1-3/16; Premium Moly
	1	Standard Set	64	E-253X Std-30-40-60	VINTAGE; 2-5/64, 1-3/16; Iron
BLOCK	QTY	ENGINE BEARINGS	YEARS	PART NO.	DESCRIPTION
	1	Main Set	64	113M Std-10-20	Performance; 3/4 grooved
	1	Main Set	64	4040M Std-1-10-20-30	VINTAGE; Grooved upper main brgs.
	1	Rod Set	64	8-7050CH Std-10-20	Performance
	1	Cam Set	64	1220M Std Only	

(continued on next page)

GM Car (Incl. Buick, Cad., Chev., Olds., Pontiac)

385 389 6.4L (6376cc) OHV V8 (16 Valve) (Pontiac), 4.0625" Bore (GMC Eng.), 4 Bbl. "Eng. Code 25K" 1964
(cont.)

BLOCK	QTY	OIL PUMP	YEARS	PART NO.	DESCRIPTION	BLOCK
	1	Oil Pump	64	224-43364S	High Pressure; 3/4" inlet tube; Incl. screen	
	1	Inter. Shaft	64	224-61236		
	1	Screen Assy.	64	224-11236	3/4" inlet tube	
BLOCK	QTY	GASKETS	YEARS	PART NO.	DESCRIPTION	BLOCK
	1	Kit Gasket Set	64	260-1025	VINTAGE; Int. manifold gskts. not incl.; Push rod cover gskt. not incl.	
BLOCK	QTY	FREEZE PLUGS	YEARS	PART NO.	DESCRIPTION	BLOCK
	1	Brass Block Plug Kit	64	381-8021	VINTAGE	
	1	Steel Block Plug Kit	64	381-4028		
	1	Brass Deep Cup Freeze Plug	64	381-9010	0.938" Diameter	
	1	Brass Deep Cup Freeze Plug	64	381-9026	1.953" Diameter	
	1	Steel Deep Cup Freeze Plug	64	381-3039	0.938" Diameter	
	1	Steel Deep Cup Freeze Plug	64	381-3042	1.953" Diameter	
	1	Steel Deep Cup Freeze Plug	64	381-3112	2.063" Diameter	

386 389 6.4L (6376cc) OHV V8 (16 Valve) (Pontiac), 4.0625" Bore (GMC Eng.), 3-2 Bbl. "Eng. Code 266" 1963

VALVE TRAIN	QTY	TIMING	YEARS	PART NO.	DESCRIPTION	VALVE TRAIN
	1	3 Piece Set	63	KT3-350S	VINTAGE; 223-305, 223-371 not sold separately; (1) 222-350; (1) 223-305; (1) 223-371	
VALVE TRAIN	QTY	CAMSHAFT/LIFTER	YEARS	PART NO.	DESCRIPTION	VALVE TRAIN
	16	Lifter	63	HT-951 Std Only	Hyd.	
	16	Lifter, Bulk	63	HT-951B Std Only	Hyd.; Carton of 128	
VALVE TRAIN	QTY	PUSH ROD	YEARS	PART NO.	DESCRIPTION	VALVE TRAIN
	16	Push Rod	63	RP-3164 Std-35-60	8.6930" O.A.L.	
	16	Push Rod	63	RP-3213R Std Only	Chrome-Moly; 8.6900" O.A.L.	
VALVE TRAIN	QTY	ROCKER PARTS	YEARS	PART NO.	DESCRIPTION	VALVE TRAIN
	16	Arm Assy.	63	R-848 Std Only	VINTAGE; Incl. arm & ball	
	16	Arm	63	R-848A Std Only		
VALVE TRAIN	QTY	VALVE	YEARS	PART NO.	DESCRIPTION	VALVE TRAIN
	8	Intake	63	V-1532 Std Only	VINTAGE; 10.5:1 C.R.; 1.8820" Head Dia., 0.3409" Stem Dia., 4.8543" O.A.L.	
VALVE TRAIN	QTY	VALVE SEAL	YEARS	PART NO.	DESCRIPTION	VALVE TRAIN
	16	Valve Stem Seal	63	MV-1233C Std Only	O-Ring; (RBB) Rubber	
	16	Valve Stem Seal	63	ST-2092 Std Only	Positive type, Metal Clad; (RBB) Rubber	
	16	Valve Stem Seal	63	ST-2003 Std Only	Positive type; Installation requires valve guide machining; (RBB) Rubber	
	16	Valve Stem Seal Bulk	63	MV-1233 Std Only	O-Ring; Carton of 100; (RBB) Rubber	
	16	Valve Stem Seal Bulk	63	ST-2003BC Std Only	Positive type; Installation requires valve guide machining; Carton of 100; (RBB) Rubber	
VALVE TRAIN	QTY	VALVE SEAT	YEARS	PART NO.	DESCRIPTION	VALVE TRAIN
	8	Seat	63	245-1937-1 Std Only	Loc. Int.; 1.9425" OD, 1.6875" ID, 0.2480" Depth	
VALVE TRAIN	QTY	VALVE, MISC	YEARS	PART NO.	DESCRIPTION	VALVE TRAIN
	32	Keeper	63	VK-115A Std Only	1 groove; Square cut key groove; Carton pack 24	
	32	Keeper	63	VK-115 Std Only	1 groove; Square cut key groove; Carton pack 32	
	32	Keeper	63	VK-115R Std Only	1 groove; Square cut key groove; Hardened	
	32	Keeper, Bulk	63	VK-115B Std Only	1 groove; Square cut key groove; Carton of 1000	
	16	Spring Insert	63	259-301A Std Only	VINTAGE; .060"; Carton of 100	
BLOCK	QTY	PISTON	YEARS	PART NO.	DESCRIPTION	BLOCK
	8	Cast Piston	63	288P Std-30-40-60	VINTAGE; Cast; .9804" Pin Dia.; 2 Rings 5/64 Groove, 1 Ring 3/16 Groove, 1.700 CD, Flat Head w/4 valve reliefs - 10.1:1 C.R.	
	8	Cast Piston - Individual	63	W288P Std-30-40-60	VINTAGE; Cast; .9804" Pin Dia.; 2 Rings 5/64 Groove, 1 Ring 3/16 Groove, 1.700 CD, Flat Head w/4 valve reliefs - 10.1:1 C.R.	
BLOCK	QTY	RINGS	YEARS	PART NO.	DESCRIPTION	BLOCK
	1	Premium Set	63	E-253K 30 30-40-60	VINTAGE; 2-5/64, 1-3/16; Premium Moly	
	1	Standard Set	63	E-253X Std-30-40-60	VINTAGE; 2-5/64, 1-3/16; Iron	
BLOCK	QTY	ENGINE BEARINGS	YEARS	PART NO.	DESCRIPTION	BLOCK
	1	Main Set	63	113M Std-10-20	Performance; 3/4 grooved	
	1	Main Set	63	4040M Std-1-10-20-30	VINTAGE; Grooved upper main brgs.	
	1	Rod Set	63	8-7050CH Std-10-20	Performance	
	1	Rod Set	63	8-1555CPA Std-10-20-30-40	VINTAGE	
	8	Rod Pair	63	1555CPA Std-10-20-30-40	VINTAGE	
	1	Cam Set	63	1220M Std Only		
BLOCK	QTY	OIL PUMP	YEARS	PART NO.	DESCRIPTION	BLOCK
	1	Oil Pump	63	224-43364S	High Pressure; 3/4" inlet tube; Incl. screen	
	1	Inter. Shaft	63	224-61236		

(continued on next page)

GM Car (Incl. Buick, Cad., Chev., Olds., Pontiac)

389 6.4L (6376cc) OHV V8 (16 Valve) (Pontiac), 4.0625" Bore (GMC Eng.), 3-2 Bbl. "Eng. Code 266" 1963 386
(cont.)

BLOCK	QTY	OIL PUMP (cont.)	YEARS	PART NO.	DESCRIPTION
	1	Screen Assy.	63	224-11236	3/4" inlet tube
	QTY	GASKETS	YEARS	PART NO.	DESCRIPTION
	1	Kit Gasket Set	63	260-1025	VINTAGE; Int. manifold gskts. not incl.; Push rod cover gskt. not incl.
	QTY	FREEZE PLUGS	YEARS	PART NO.	DESCRIPTION
	1	Brass Block Plug Kit	63	381-8021	VINTAGE
	1	Steel Block Plug Kit	63	381-4028	
	1	Brass Deep Cup Freeze Plug	63	381-9010	0.938" Diameter
	1	Brass Deep Cup Freeze Plug	63	381-9026	1.953" Diameter
	1	Steel Deep Cup Freeze Plug	63	381-3039	0.938" Diameter
	1	Steel Deep Cup Freeze Plug	63	381-3042	1.953" Diameter
	1	Steel Deep Cup Freeze Plug	63	381-3112	2.063" Diameter

389 6.4L (6376cc) OHV V8 (16 Valve) (Pontiac), 4.0625" Bore (GMC Eng.), 4 Bbl. "Eng. Code 26K" 1964 387

VALVE TRAIN	QTY	TIMING	YEARS	PART NO.	DESCRIPTION
	1	3 Piece Set	64	KT3-350S	VINTAGE; 223-305, 223-371 not sold separately; (1) 222-350; (1) 223-305; (1) 223-371
	QTY	CAMSHAFT/LIFTER	YEARS	PART NO.	DESCRIPTION
	16	Lifter	64	HT-951 Std Only	Hyd.
	16	Lifter, Bulk	64	HT-951B Std Only	Hyd.; Carton of 128
	QTY	PUSH ROD	YEARS	PART NO.	DESCRIPTION
	16	Push Rod	64	RP-3164 Std-35-60	8.6930" O.A.L.
	16	Push Rod	64	RP-3213R Std Only	Chrome-Moly; 8.6900" O.A.L.
	QTY	ROCKER PARTS	YEARS	PART NO.	DESCRIPTION
	16	Arm Assy.	64	R-848 Std Only	VINTAGE; Incl. arm & ball
	16	Arm	64	R-848A Std Only	
	QTY	VALVE	YEARS	PART NO.	DESCRIPTION
	8	Intake	64	V-1532 Std Only	VINTAGE; 10.5:1 C.R.; 1.8820" Head Dia., 0.3409" Stem Dia., 4.8543" O.A.L.
	QTY	VALVE SPRING	YEARS	PART NO.	DESCRIPTION
	16	Spring	64	VS-445 Std Only	VINTAGE; Loc. Inner; 1.8120" Free Height
	16	Spring	64	VS-446 Std Only	VINTAGE; Loc. Outer; 1.9800" Free Height
	QTY	VALVE SEAL	YEARS	PART NO.	DESCRIPTION
	16	Valve Stem Seal	64	MV-1233C Std Only	O-Ring; (RBB) Rubber
	16	Valve Stem Seal	64	ST-2092 Std Only	Positive type, Metal Clad; (RBB) Rubber
	16	Valve Stem Seal	64	ST-2003 Std Only	Positive type; Installation requires valve guide machining; (RBB) Rubber
	16	Valve Stem Seal Bulk	64	MV-1233 Std Only	O-Ring; Carton of 100; (RBB) Rubber
	16	Valve Stem Seal Bulk	64	ST-2003BC Std Only	Positive type; Installation requires valve guide machining; Carton of 100; (RBB) Rubber
	QTY	VALVE SEAT	YEARS	PART NO.	DESCRIPTION
	8	Seat	64	245-1937-1 Std Only	Loc. Int.; 1.9425" OD, 1.6875" ID, 0.2480" Depth
	QTY	VALVE, MISC	YEARS	PART NO.	DESCRIPTION
	32	Keeper	64	VK-115A Std Only	1 groove; Square cut key groove; Carton pack 24
	32	Keeper	64	VK-115 Std Only	1 groove; Square cut key groove; Carton pack 32
	32	Keeper	64	VK-115R Std Only	1 groove; Square cut key groove; Hardened
	32	Keeper, Bulk	64	VK-115B Std Only	1 groove; Square cut key groove; Carton of 1000
	16	Spring Insert	64	259-301A Std Only	VINTAGE; .060"; Carton of 100
	QTY	PISTON	YEARS	PART NO.	DESCRIPTION
	8	Cast Piston	64	288P Std-30-40-60	VINTAGE; Cast; .9804" Pin Dia.; 2 Rings 5/64 Groove, 1 Ring 3/16 Groove, 1.700 CD, Flat Head w/4 valve reliefs - 10.1:1 C.R.
	8	Cast Piston - Individual	64	W288P Std-30-40-60	VINTAGE; Cast; .9804" Pin Dia.; 2 Rings 5/64 Groove, 1 Ring 3/16 Groove, 1.700 CD, Flat Head w/4 valve reliefs - 10.1:1 C.R.
	QTY	RINGS	YEARS	PART NO.	DESCRIPTION
	1	Premium Set	64	E-253K 30 30-40-60	VINTAGE; 2-5/64, 1-3/16; Premium Moly
	1	Standard Set	64	E-253X Std-30-40-60	VINTAGE; 2-5/64, 1-3/16; Iron
	QTY	ENGINE BEARINGS	YEARS	PART NO.	DESCRIPTION
	1	Main Set	64	113M Std-10-20	Performance; 3/4 grooved
	1	Main Set	64	4040M Std-1-10-20-30	VINTAGE; Grooved upper main brgs.
	1	Rod Set	64	8-7050CH Std-10-20	Performance
	1	Cam Set	64	1220M Std Only	
	QTY	OIL PUMP	YEARS	PART NO.	DESCRIPTION
	1	Oil Pump	64	224-43364S	High Pressure; 3/4" inlet tube; Incl. screen
	1	Inter. Shaft	64	224-61236	

(continued on next page)

GM Car (Incl. Buick, Cad., Chev., Olds., Pontiac)

387 389 6.4L (6376cc) OHV V8 (16 Valve) (Pontiac), 4.0625" Bore (GMC Eng.), 4 Bbl. "Eng. Code 26K" 1964
(cont.)

BLOCK	QTY		YEARS	PART NO.	DESCRIPTION	BLOCK
	1	OIL PUMP (cont.) Screen Assy.	64	224-11236	3/4" inlet tube	
	1	GASKETS Kit Gasket Set	64	260-1025	VINTAGE; Int. manifold gskts. not incl.; Push rod cover gskt. not incl.	
	1	FREEZE PLUGS Brass Block Plug Kit	64	381-8021	VINTAGE	
	1	Steel Block Plug Kit	64	381-4028		
	1	Brass Deep Cup Freeze Plug	64	381-9010	0.938" Diameter	
	1	Brass Deep Cup Freeze Plug	64	381-9026	1.953" Diameter	
	1	Steel Deep Cup Freeze Plug	64	381-3039	0.938" Diameter	
	1	Steel Deep Cup Freeze Plug	64	381-3042	1.953" Diameter	
	1	Steel Deep Cup Freeze Plug	64	381-3112	2.063" Diameter	

388 389 6.4L (6376cc) OHV V8 (16 Valve) (Pontiac), 4.0625" Bore (GMC Eng.), 3-2 Bbl. "Eng. Code 27J" 1962

VALVE TRAIN	QTY		YEARS	PART NO.	DESCRIPTION	VALVE TRAIN
	1	TIMING 3 Piece Set	62	KT3-350S	VINTAGE; 223-305, 223-371 not sold separately; (1) 222-350; (1) 223-305; (1) 223-371	
	16	CAMSHAFT/LIFTER Lifter	62	HT-951 Std Only	Hyd.	
	16	Lifter, Bulk	62	HT-951B Std Only	Hyd.; Carton of 128	
	16	PUSH ROD Push Rod	62	RP-3164 Std-35-60	8.6930" O.A.L.	
	16	Push Rod	62	RP-3213R Std Only	Chrome-Moly; 8.6900" O.A.L.	
	16	ROCKER PARTS Arm Assy.	62	R-848 Std Only	VINTAGE; Incl. arm & ball	
	16	Arm	62	R-848A Std Only		
	8	VALVE Intake	62	V-1532 Std Only	VINTAGE; 1.8820" Head Dia., 0.3409" Stem Dia., 4.8543" O.A.L.	
	16	VALVE SPRING Spring	62	VS-445 Std Only	VINTAGE; Loc. Inner; 1.8120" Free Height	
	16	Spring	62	VS-446 Std Only	VINTAGE; Loc. Outer; 1.9800" Free Height	
	16	VALVE SEAL Valve Stem Seal	62	MV-1233C Std Only	O-Ring; (RBB) Rubber	
	16	Valve Stem Seal	62	ST-2092 Std Only	Positive type, Metal Clad; (RBB) Rubber	
	16	Valve Stem Seal	62	ST-2003 Std Only	Positive type; Installation requires valve guide machining; (RBB) Rubber	
	16	Valve Stem Seal Bulk	62	MV-1233 Std Only	O-Ring; Carton of 100; (RBB) Rubber	
	16	Valve Stem Seal Bulk	62	ST-2003BC Std Only	Positive type; Installation requires valve guide machining; Carton of 100; (RBB) Rubber	
	8	VALVE SEAT Seat	62	245-1937-1 Std Only	Loc. Int.; 1.9425" OD, 1.6875" ID, 0.2480" Depth	
	32	VALVE, MISC Keeper	62	VK-115A Std Only	1 groove; Square cut key groove; Carton pack 24	
	32	Keeper	62	VK-115 Std Only	1 groove; Square cut key groove; Carton pack 32	
	32	Keeper	62	VK-115R Std Only	1 groove; Square cut key groove; Hardened	
	32	Keeper, Bulk	62	VK-115B Std Only	1 groove; Square cut key groove; Carton of 1000	
	16	Spring Insert	62	259-301A Std Only	VINTAGE; .060"; Carton of 100	
	8	PISTON Cast Piston	62	288P Std-30-40-60	VINTAGE; Cast; .9804" Pin Dia.; 2 Rings 5/64 Groove, 1 Ring 3/16 Groove, 1.700 CD, Flat Head w/4 valve reliefs - 10.1:1 C.R.	
	8	Cast Piston - Individual	62	W288P Std-30-40-60	VINTAGE; Cast; .9804" Pin Dia.; 2 Rings 5/64 Groove, 1 Ring 3/16 Groove, 1.700 CD, Flat Head w/4 valve reliefs - 10.1:1 C.R.	
	1	RINGS Premium Set	62	E-253K 30 30-40-60	VINTAGE; 2-5/64, 1-3/16; Premium Moly	
	1	Standard Set	62	E-253X Std-30-40-60	VINTAGE; 2-5/64, 1-3/16; Iron	
	1	ENGINE BEARINGS Main Set	62	113M Std-10-20	Performance; 3/4 grooved	
	1	Main Set	62	4040M Std-1-10-20-30	VINTAGE; Grooved upper main brgs.	
	1	Rod Set	62	8-7050CH Std-10-20	Performance	
	1	Rod Set	62	8-1555CPA Std-10-20-30-40	VINTAGE	
	8	Rod Pair	62	1555CPA Std-10-20-30-40	VINTAGE	
	1	Cam Set	62	1146M Std Only	VINTAGE	

(continued on next page)

GM Car (Incl. Buick, Cad., Chev., Olds., Pontiac)

389 6.4L (6376cc) OHV V8 (16 Valve) (Pontiac), 4.0625" Bore (GMC Eng.), 3-2 Bbl. "Eng. Code 27J" 1962 388
(cont.)

BLOCK	QTY	OIL PUMP	YEARS	PART NO.	DESCRIPTION	BLOCK
	1	Oil Pump	62	224-43364S	High Pressure; 3/4" inlet tube; Incl. screen	
	1	Inter. Shaft	62	224-61236		
	1	Screen Assy.	62	224-11236	3/4" inlet tube	
BLOCK	QTY	FREEZE PLUGS	YEARS	PART NO.	DESCRIPTION	BLOCK
	1	Brass Block Plug Kit	62	381-8021	VINTAGE	
	1	Steel Block Plug Kit	62	381-4028		
	1	Brass Deep Cup Freeze Plug	62	381-9010	0.938" Diameter	
	1	Brass Deep Cup Freeze Plug	62	381-9026	1.953" Diameter	
	1	Steel Deep Cup Freeze Plug	62	381-3039	0.938" Diameter	
	1	Steel Deep Cup Freeze Plug	62	381-3042	1.953" Diameter	
	1	Steel Deep Cup Freeze Plug	62	381-3112	2.063" Diameter	

389 6.4L (6376cc) OHV V8 (16 Valve) (Pontiac), 4.0625" Bore (GMC Eng.), 4 Bbl. "Eng. Code 27P" 1964 389

VALVE TRAIN	QTY	TIMING	YEARS	PART NO.	DESCRIPTION	VALVE TRAIN
	1	3 Piece Set	64	KT3-350S	VINTAGE; 223-305, 223-371 not sold separately; (1) 223-350; (1) 223-305; (1) 223-371	
VALVE TRAIN	QTY	CAMSHAFT/LIFTER	YEARS	PART NO.	DESCRIPTION	VALVE TRAIN
	16	Lifter	64	HT-951 Std Only	Hyd.	
	16	Lifter, Bulk	64	HT-951B Std Only	Hyd.; Carton of 128	
VALVE TRAIN	QTY	PUSH ROD	YEARS	PART NO.	DESCRIPTION	VALVE TRAIN
	16	Push Rod	64	RP-3164 Std-35-60	8.6930" O.A.L.	
	16	Push Rod	64	RP-3213R Std Only	Chrome-Moly; 8.6900" O.A.L.	
VALVE TRAIN	QTY	ROCKER PARTS	YEARS	PART NO.	DESCRIPTION	VALVE TRAIN
	16	Arm Assy.	64	R-848 Std Only	VINTAGE; Incl. arm & ball	
	16	Arm	64	R-848A Std Only		
VALVE TRAIN	QTY	VALVE	YEARS	PART NO.	DESCRIPTION	VALVE TRAIN
	8	Intake	64	V-1532 Std Only	VINTAGE; 10.5:1 C.R.; 1.8820" Head Dia., 0.3409" Stem Dia., 4.8543" O.A.L.	
VALVE TRAIN	QTY	VALVE SPRING	YEARS	PART NO.	DESCRIPTION	VALVE TRAIN
	16	Spring	64	VS-445 Std Only	VINTAGE; Loc. Inner; 1.8120" Free Height	
	16	Spring	64	VS-446 Std Only	VINTAGE; Loc. Outer; 1.9800" Free Height	
VALVE TRAIN	QTY	VALVE SEAL	YEARS	PART NO.	DESCRIPTION	VALVE TRAIN
	16	Valve Stem Seal	64	MV-1233C Std Only	O-Ring; (RBB) Rubber	
	16	Valve Stem Seal	64	ST-2092 Std Only	Positive type, Metal Clad; (RBB) Rubber	
	16	Valve Stem Seal	64	ST-2003 Std Only	Positive type; Installation requires valve guide machining; (RBB) Rubber	
	16	Valve Stem Seal Bulk	64	MV-1233 Std Only	O-Ring; Carton of 100; (RBB) Rubber	
	16	Valve Stem Seal Bulk	64	ST-2003BC Std Only	Positive type; Installation requires valve guide machining; Carton of 100; (RBB) Rubber	
VALVE TRAIN	QTY	VALVE SEAT	YEARS	PART NO.	DESCRIPTION	VALVE TRAIN
	8	Seat	64	245-1937-1 Std Only	Loc. Int.; 1.9425" OD, 1.6875" ID, 0.2480" Depth	
VALVE TRAIN	QTY	VALVE, MISC	YEARS	PART NO.	DESCRIPTION	VALVE TRAIN
	32	Keeper	64	VK-115A Std Only	1 groove; Square cut key groove; Carton pack 24	
	32	Keeper	64	VK-115 Std Only	1 groove; Square cut key groove; Carton pack 32	
	32	Keeper	64	VK-115R Std Only	1 groove; Square cut key groove; Hardened	
	32	Keeper, Bulk	64	VK-115B Std Only	1 groove; Square cut key groove; Carton of 1000	
	16	Spring Insert	64	259-301A Std Only	VINTAGE; .060"; Carton of 100	
BLOCK	QTY	PISTON	YEARS	PART NO.	DESCRIPTION	BLOCK
	8	Cast Piston	64	288P Std-30-40-60	VINTAGE; Cast; .9804" Pin Dia.; 2 Rings 5/64 Groove, 1 Ring 3/16 Groove, 1.700 CD, Flat Head w/4 valve reliefs - 10.1:1 C.R.	
	8	Cast Piston - Individual	64	W288P Std-30-40-60	VINTAGE; Cast; .9804" Pin Dia.; 2 Rings 5/64 Groove, 1 Ring 3/16 Groove, 1.700 CD, Flat Head w/4 valve reliefs - 10.1:1 C.R.	
BLOCK	QTY	RINGS	YEARS	PART NO.	DESCRIPTION	BLOCK
	1	Premium Set	64	E-253K 30 30-40-60	VINTAGE; 2-5/64, 1-3/16; Premium Moly	
	1	Standard Set	64	E-253X Std-30-40-60	VINTAGE; 2-5/64, 1-3/16; Iron	
BLOCK	QTY	ENGINE BEARINGS	YEARS	PART NO.	DESCRIPTION	BLOCK
	1	Main Set	64	113M Std-10-20	Performance; 3/4 grooved	
	1	Main Set	64	4040M Std-1-10-20-30	VINTAGE; Grooved upper main brgs.	
	1	Rod Set	64	8-7050CH Std-10-20	Performance	
	1	Cam Set	64	1220M Std Only		
BLOCK	QTY	OIL PUMP	YEARS	PART NO.	DESCRIPTION	BLOCK
	1	Oil Pump	64	224-43364S	High Pressure; 3/4" inlet tube; Incl. screen	
	1	Inter. Shaft	64	224-61236		
	1	Screen Assy.	64	224-11236	3/4" inlet tube	

(continued on next page)

GM Car (Incl. Buick, Cad., Chev., Olds., Pontiac)

389 389 6.4L (6376cc) OHV V8 (16 Valve) (Pontiac), 4.0625" Bore (GMC Eng.), 4 Bbl. "Eng. Code 27P" 1964
(cont.)

BLOCK	QTY	GASKETS	YEARS	PART NO.	DESCRIPTION	BLOCK
	1	Kit Gasket Set	64	260-1025	VINTAGE; Int. manifold gskts. not incl.; Push rod cover gskt. not incl.	
	QTY	FREEZE PLUGS	YEARS	PART NO.	DESCRIPTION	
	1	Brass Block Plug Kit	64	381-8021	VINTAGE	
	1	Steel Block Plug Kit	64	381-4028		
	1	Brass Deep Cup Freeze Plug	64	381-9010	0.938" Diameter	
	1	Brass Deep Cup Freeze Plug	64	381-9026	1.953" Diameter	
	1	Steel Deep Cup Freeze Plug	64	381-3039	0.938" Diameter	
	1	Steel Deep Cup Freeze Plug	64	381-3042	1.953" Diameter	
	1	Steel Deep Cup Freeze Plug	64	381-3112	2.063" Diameter	

390 389 6.4L (6376cc) OHV V8 (16 Valve) (Pontiac), 4.0625" Bore (GMC Eng.), 3-2 Bbl. "Eng. Code 28J" 1962

VALVE TRAIN	QTY	TIMING	YEARS	PART NO.	DESCRIPTION	VALVE TRAIN
	1	3 Piece Set	62	KT3-350S	VINTAGE; 223-305, 223-371 not sold separately; (1) 222-350; (1) 223-305; (1) 223-371	
	QTY	CAMSHAFT/LIFTER	YEARS	PART NO.	DESCRIPTION	
	16	Lifter	62	HT-951 Std Only	Hyd.	
	16	Lifter, Bulk	62	HT-951B Std Only	Hyd.; Carton of 128	
	QTY	PUSH ROD	YEARS	PART NO.	DESCRIPTION	
	16	Push Rod	62	RP-3164 Std-35-60	8.6930" O.A.L.	
	16	Push Rod	62	RP-3213R Std Only	Chrome-Moly; 8.6900" O.A.L.	
	QTY	ROCKER PARTS	YEARS	PART NO.	DESCRIPTION	
	16	Arm Assy.	62	R-848 Std Only	VINTAGE; Incl. arm & ball	
	16	Arm	62	R-848A Std Only		
	QTY	VALVE	YEARS	PART NO.	DESCRIPTION	
	8	Intake	62	V-1532 Std Only	VINTAGE; 1.8820" Head Dia., 0.3409" Stem Dia., 4.8543" O.A.L.	
	QTY	VALVE SPRING	YEARS	PART NO.	DESCRIPTION	
	16	Spring	62	VS-445 Std Only	VINTAGE; Loc. Inner; 1.8120" Free Height	
	16	Spring	62	VS-446 Std Only	VINTAGE; Loc. Outer; 1.9800" Free Height	
	QTY	VALVE SEAL	YEARS	PART NO.	DESCRIPTION	
	16	Valve Stem Seal	62	MV-1233C Std Only	O-Ring; (RBB) Rubber	
	16	Valve Stem Seal	62	ST-2092 Std Only	Positive type, Metal Clad; (RBB) Rubber	
	16	Valve Stem Seal	62	ST-2003 Std Only	Positive type; Installation requires valve guide machining; (RBB) Rubber	
	16	Valve Stem Seal Bulk	62	MV-1233 Std Only	O-Ring; Carton of 100; (RBB) Rubber	
	16	Valve Stem Seal Bulk	62	ST-2003BC Std Only	Positive type; Installation requires valve guide machining; Carton of 100; (RBB) Rubber	
	QTY	VALVE SEAT	YEARS	PART NO.	DESCRIPTION	
	8	Seat	62	245-1937-1 Std Only	Loc. Int.; 1.9425" OD, 1.6875" ID, 0.2480" Depth	
	QTY	VALVE, MISC	YEARS	PART NO.	DESCRIPTION	
	32	Keeper	62	VK-115A Std Only	1 groove; Square cut key groove; Carton pack 24	
	32	Keeper	62	VK-115 Std Only	1 groove; Square cut key groove; Carton pack 32	
	32	Keeper	62	VK-115R Std Only	1 groove; Square cut key groove; Hardened	
	32	Keeper, Bulk	62	VK-115B Std Only	1 groove; Square cut key groove; Carton of 1000	
	16	Spring Insert	62	259-301A Std Only	VINTAGE; .060"; Carton of 100	
	QTY	PISTON	YEARS	PART NO.	DESCRIPTION	
	8	Cast Piston	62	288P Std-30-40-60	VINTAGE; Cast; .9804" Pin Dia.; 2 Rings 5/64 Groove, 1 Ring 3/16 Groove, 1.700 CD, Flat Head w/4 valve reliefs - 10.1:1 C.R.	
	8	Cast Piston - Individual	62	W288P Std-30-40-60	VINTAGE; Cast; .9804" Pin Dia.; 2 Rings 5/64 Groove, 1 Ring 3/16 Groove, 1.700 CD, Flat Head w/4 valve reliefs - 10.1:1 C.R.	
	QTY	RINGS	YEARS	PART NO.	DESCRIPTION	
	1	Premium Set	62	E-253K 30 30-40-60	VINTAGE; 2-5/64, 1-3/16; Premium Moly	
	1	Standard Set	62	E-253X Std-30-40-60	VINTAGE; 2-5/64, 1-3/16; Iron	
	QTY	ENGINE BEARINGS	YEARS	PART NO.	DESCRIPTION	
	1	Main Set	62	113M Std-10-20	Performance; 3/4 grooved	
	1	Main Set	62	4040M Std-1-10-20-30	VINTAGE; Grooved upper main brgs.	
	1	Rod Set	62	8-7050CH Std-10-20	Performance	
	1	Rod Set	62	8-1555CPA Std-10-20-30-40	VINTAGE	
	8	Rod Pair	62	1555CPA Std-10-20-30-40	VINTAGE	
	1	Cam Set	62	1146M Std Only	VINTAGE	
	QTY	OIL PUMP	YEARS	PART NO.	DESCRIPTION	
	1	Oil Pump	62	224-43364S	High Pressure; 3/4" inlet tube; Incl. screen	
	1	Inter. Shaft	62	224-61236		

(continued on next page)

GM Car (Incl. Buick, Cad., Chev., Olds., Pontiac)

389 6.4L (6376cc) OHV V8 (16 Valve) (Pontiac), 4.0625" Bore (GMC Eng.), 3-2 Bbl. "Eng. Code 28J" 1962 390
(cont.)

	QTY	OIL PUMP (cont.)	YEARS	PART NO.	DESCRIPTION	
BLOCK	1	Screen Assy.	62	224-11236	3/4" inlet tube	
	FREEZE PLUGS					
	1	Brass Block Plug Kit	62	381-8021	VINTAGE	
	1	Steel Block Plug Kit	62	381-4028		
	1	Brass Deep Cup Freeze Plug	62	381-9010	0.938" Diameter	
	1	Brass Deep Cup Freeze Plug	62	381-9026	1.953" Diameter	
	1	Steel Deep Cup Freeze Plug	62	381-3039	0.938" Diameter	
	1	Steel Deep Cup Freeze Plug	62	381-3042	1.953" Diameter	
	1	Steel Deep Cup Freeze Plug	62	381-3112	2.063" Diameter	

389 6.4L (6376cc) OHV V8 (16 Valve) (Pontiac), 4.0625" Bore (GMC Eng.), 4 Bbl. "Eng. Code 28P" 1964 391

	QTY	TIMING	YEARS	PART NO.	DESCRIPTION	
VALVE TRAIN	1	3 Piece Set	64	KT3-350S	VINTAGE; 223-305, 223-371 not sold separately; (1) 222-350; (1) 223-305; (1) 223-371	
	CAMSHAFT/LIFTER					
	16	Lifter	64	HT-951 Std Only	Hyd.	
	16	Lifter, Bulk	64	HT-951B Std Only	Hyd.; Carton of 128	
	PUSH ROD					
	16	Push Rod	64	RP-3164 Std-35-60	8.6930" O.A.L.	
	16	Push Rod	64	RP-3213R Std Only	Chrome-Moly; 8.6900" O.A.L.	
	ROCKER PARTS					
	16	Arm Assy.	64	R-848 Std Only	VINTAGE; Incl. arm & ball	
	16	Arm	64	R-848A Std Only		
	VALVE					
	8	Intake	64	V-1532 Std Only	VINTAGE; 10.5:1 C.R.; 1.8820" Head Dia., 0.3409" Stem Dia., 4.8543" O.A.L.	
	VALVE SPRING					
	16	Spring	64	VS-445 Std Only	VINTAGE; Loc. Inner; 1.8120" Free Height	
	16	Spring	64	VS-446 Std Only	VINTAGE; Loc. Outer; 1.9800" Free Height	
	VALVE SEAL					
16	Valve Stem Seal	64	MV-1233C Std Only	O-Ring; (RBB) Rubber		
16	Valve Stem Seal	64	ST-2092 Std Only	Positive type, Metal Clad; (RBB) Rubber		
16	Valve Stem Seal	64	ST-2003 Std Only	Positive type; Installation requires valve guide machining; (RBB) Rubber		
16	Valve Stem Seal Bulk	64	MV-1233 Std Only	O-Ring; Carton of 100; (RBB) Rubber		
16	Valve Stem Seal Bulk	64	ST-2003BC Std Only	Positive type; Installation requires valve guide machining; Carton of 100; (RBB) Rubber		
VALVE SEAT						
8	Seat	64	245-1937-1 Std Only	Loc. Int.; 1.9425" OD, 1.6875" ID, 0.2480" Depth		
VALVE, MISC						
32	Keeper	64	VK-115A Std Only	1 groove; Square cut key groove; Carton pack 24		
32	Keeper	64	VK-115 Std Only	1 groove; Square cut key groove; Carton pack 32		
32	Keeper	64	VK-115R Std Only	1 groove; Square cut key groove; Hardened		
32	Keeper, Bulk	64	VK-115B Std Only	1 groove; Square cut key groove; Carton of 1000		
16	Spring Insert	64	259-301A Std Only	VINTAGE; .060"; Carton of 100		
PISTON						
8	Cast Piston	64	288P Std-30-40-60	VINTAGE; Cast; .9804" Pin Dia.; 2 Rings 5/64 Groove, 1 Ring 3/16 Groove, 1.700 CD, Flat Head w/4 valve reliefs - 10.1:1 C.R.		
8	Cast Piston - Individual	64	W288P Std-30-40-60	VINTAGE; Cast; .9804" Pin Dia.; 2 Rings 5/64 Groove, 1 Ring 3/16 Groove, 1.700 CD, Flat Head w/4 valve reliefs - 10.1:1 C.R.		
RINGS						
1	Premium Set	64	E-253K 30 30-40-60	VINTAGE; 2-5/64, 1-3/16; Premium Moly		
1	Standard Set	64	E-253X Std-30-40-60	VINTAGE; 2-5/64, 1-3/16; Iron		
ENGINE BEARINGS						
1	Main Set	64	113M Std-10-20	Performance; 3/4 grooved		
1	Main Set	64	4040M Std-1-10-20-30	VINTAGE; Grooved upper main brgs.		
1	Rod Set	64	8-7050CH Std-10-20	Performance		
1	Cam Set	64	1220M Std Only			
OIL PUMP						
1	Oil Pump	64	224-43364S	High Pressure; 3/4" inlet tube; Incl. screen		
1	Inter. Shaft	64	224-61236			
1	Screen Assy.	64	224-11236	3/4" inlet tube		

(continued on next page)

GM Car (Incl. Buick, Cad., Chev., Olds., Pontiac)

391 389 6.4L (6376cc) OHV V8 (16 Valve) (Pontiac), 4.0625" Bore (GMC Eng.), 4 Bbl. "Eng. Code 28P" 1964
(cont.)

BLOCK	QTY	GASKETS	YEARS	PART NO.	DESCRIPTION	BLOCK
	1	Kit Gasket Set	64	260-1025	VINTAGE; Int. manifold gskts. not incl.; Push rod cover gskt. not incl.	
	QTY	FREEZE PLUGS	YEARS	PART NO.	DESCRIPTION	
	1	Brass Block Plug Kit	64	381-8021	VINTAGE	
	1	Steel Block Plug Kit	64	381-4028		
	1	Brass Deep Cup Freeze Plug	64	381-9010	0.938" Diameter	
	1	Brass Deep Cup Freeze Plug	64	381-9026	1.953" Diameter	
	1	Steel Deep Cup Freeze Plug	64	381-3039	0.938" Diameter	
	1	Steel Deep Cup Freeze Plug	64	381-3042	1.953" Diameter	
	1	Steel Deep Cup Freeze Plug	64	381-3112	2.063" Diameter	

392 389 6.4L (6376cc) OHV V8 (16 Valve) (Pontiac), 4.0625" Bore (GMC Eng.), 4 Bbl. "Eng. Code 29N" 1964

VALVE TRAIN	QTY	TIMING	YEARS	PART NO.	DESCRIPTION	VALVE TRAIN
	1	3 Piece Set	64	KT3-350S	VINTAGE; 223-305, 223-371 not sold separately; (1) 222-350; (1) 223-305; (1) 223-371	
	QTY	CAMSHAFT/LIFTER	YEARS	PART NO.	DESCRIPTION	
	16	Lifter	64	HT-951 Std Only	Hyd.	
	16	Lifter, Bulk	64	HT-951B Std Only	Hyd.; Carton of 128	
	QTY	PUSH ROD	YEARS	PART NO.	DESCRIPTION	
	16	Push Rod	64	RP-3164 Std-35-60	8.6930" O.A.L.	
	16	Push Rod	64	RP-3213R Std Only	Chrome-Moly; 8.6900" O.A.L.	
	QTY	ROCKER PARTS	YEARS	PART NO.	DESCRIPTION	
	16	Arm Assy.	64	R-848 Std Only	VINTAGE; Incl. arm & ball	
	16	Arm	64	R-848A Std Only		
	QTY	VALVE	YEARS	PART NO.	DESCRIPTION	
	8	Intake	64	V-1532 Std Only	VINTAGE; 10.5:1 C.R.; 1.8820" Head Dia., 0.3409" Stem Dia., 4.8543" O.A.L.	
	QTY	VALVE SPRING	YEARS	PART NO.	DESCRIPTION	
	16	Spring	64	VS-445 Std Only	VINTAGE; Loc. Inner; 1.8120" Free Height	
	16	Spring	64	VS-446 Std Only	VINTAGE; Loc. Outer; 1.9800" Free Height	
	QTY	VALVE SEAL	YEARS	PART NO.	DESCRIPTION	
	16	Valve Stem Seal	64	MV-1233C Std Only	O-Ring; (RBB) Rubber	
	16	Valve Stem Seal	64	ST-2092 Std Only	Positive type, Metal Clad; (RBB) Rubber	
	16	Valve Stem Seal	64	ST-2003 Std Only	Positive type; Installation requires valve guide machining; (RBB) Rubber	
	16	Valve Stem Seal Bulk	64	MV-1233 Std Only	O-Ring; Carton of 100; (RBB) Rubber	
	16	Valve Stem Seal Bulk	64	ST-2003BC Std Only	Positive type; Installation requires valve guide machining; Carton of 100; (RBB) Rubber	
	QTY	VALVE SEAT	YEARS	PART NO.	DESCRIPTION	
	8	Seat	64	245-1937-1 Std Only	Loc. Int.; 1.9425" OD, 1.6875" ID, 0.2480" Depth	
	QTY	VALVE, MISC	YEARS	PART NO.	DESCRIPTION	
	32	Keeper	64	VK-115A Std Only	1 groove; Square cut key groove; Carton pack 24	
	32	Keeper	64	VK-115 Std Only	1 groove; Square cut key groove; Carton pack 32	
	32	Keeper	64	VK-115R Std Only	1 groove; Square cut key groove; Hardened	
	32	Keeper, Bulk	64	VK-115B Std Only	1 groove; Square cut key groove; Carton of 1000	
	16	Spring Insert	64	259-301A Std Only	VINTAGE; .060"; Carton of 100	
	QTY	PISTON	YEARS	PART NO.	DESCRIPTION	
	8	Cast Piston	64	288P Std-30-40-60	VINTAGE; Cast; .9804" Pin Dia.; 2 Rings 5/64 Groove, 1 Ring 3/16 Groove, 1.700 CD, Flat Head w/4 valve reliefs - 10.1:1 C.R.	
	8	Cast Piston - Individual	64	W288P Std-30-40-60	VINTAGE; Cast; .9804" Pin Dia.; 2 Rings 5/64 Groove, 1 Ring 3/16 Groove, 1.700 CD, Flat Head w/4 valve reliefs - 10.1:1 C.R.	
	QTY	RINGS	YEARS	PART NO.	DESCRIPTION	
	1	Premium Set	64	E-253K 30 30-40-60	VINTAGE; 2-5/64, 1-3/16; Premium Moly	
	1	Standard Set	64	E-253X Std-30-40-60	VINTAGE; 2-5/64, 1-3/16; Iron	
	QTY	ENGINE BEARINGS	YEARS	PART NO.	DESCRIPTION	
	1	Main Set	64	113M Std-10-20	Performance; 3/4 grooved	
	1	Main Set	64	4040M Std-1-10-20-30	VINTAGE; Grooved upper main brgs.	
	1	Rod Set	64	8-7050CH Std-10-20	Performance	
	1	Cam Set	64	1220M Std Only		
	QTY	OIL PUMP	YEARS	PART NO.	DESCRIPTION	
	1	Oil Pump	64	224-43364S	High Pressure; 3/4" inlet tube; Incl. screen	
	1	Inter. Shaft	64	224-61236		
	1	Screen Assy.	64	224-11236	3/4" inlet tube	

(continued on next page)

GM Car (Incl. Buick, Cad., Chev., Olds., Pontiac)

389 6.4L (6376cc) OHV V8 (16 Valve) (Pontiac), 4.0625" Bore (GMC Eng.), 4 Bbl. "Eng. Code 29N" 1964 392
(cont.)

BLOCK	QTY	GASKETS	YEARS	PART NO.	DESCRIPTION	BLOCK
	1	Kit Gasket Set	64	260-1025	VINTAGE; Int. manifold gskts. not incl.; Push rod cover gskt. not incl.	
	1	FREEZE PLUGS	YEARS	PART NO.	DESCRIPTION	
	1	Brass Block Plug Kit	64	381-8021	VINTAGE	
	1	Steel Block Plug Kit	64	381-4028		
	1	Brass Deep Cup Freeze Plug	64	381-9010	0.938" Diameter	
	1	Brass Deep Cup Freeze Plug	64	381-9026	1.953" Diameter	
	1	Steel Deep Cup Freeze Plug	64	381-3039	0.938" Diameter	
	1	Steel Deep Cup Freeze Plug	64	381-3042	1.953" Diameter	
	1	Steel Deep Cup Freeze Plug	64	381-3112	2.063" Diameter	

389 6.4L (6376cc) OHV V8 (16 Valve) (Pontiac), 4.0625" Bore (GMC Eng.), 4 Bbl. "Eng. Code 30P" 1964 393

VALVE TRAIN	QTY	TIMING	YEARS	PART NO.	DESCRIPTION	VALVE TRAIN
	1	3 Piece Set	64	KT3-350S	VINTAGE; 223-305, 223-371 not sold separately; (1) 222-350; (1) 223-305; (1) 223-371	
	16	CAMSHAFT/LIFTER	YEARS	PART NO.	DESCRIPTION	
	16	Lifter	64	HT-951 Std Only	Hyd.	
	16	Lifter, Bulk	64	HT-951B Std Only	Hyd.; Carton of 128	
	16	PUSH ROD	YEARS	PART NO.	DESCRIPTION	
	16	Push Rod	64	RP-3164 Std-35-60	8.6930" O.A.L.	
	16	Push Rod	64	RP-3213R Std Only	Chrome-Moly; 8.6900" O.A.L.	
	16	ROCKER PARTS	YEARS	PART NO.	DESCRIPTION	
	16	Arm Assy.	64	R-848 Std Only	VINTAGE; Incl. arm & ball	
	16	Arm	64	R-848A Std Only		
	8	VALVE	YEARS	PART NO.	DESCRIPTION	
	8	Intake	64	V-1532 Std Only	VINTAGE; 10.5:1 C.R.; 1.8820" Head Dia., 0.3409" Stem Dia., 4.8543" O.A.L.	
	16	VALVE SPRING	YEARS	PART NO.	DESCRIPTION	
	16	Spring	64	VS-445 Std Only	VINTAGE; Loc. Inner; 1.8120" Free Height	
	16	Spring	64	VS-446 Std Only	VINTAGE; Loc. Outer; 1.9800" Free Height	
	16	VALVE SEAL	YEARS	PART NO.	DESCRIPTION	
	16	Valve Stem Seal	64	MV-1233C Std Only	O-Ring; (RBB) Rubber	
	16	Valve Stem Seal	64	ST-2092 Std Only	Positive type, Metal Clad; (RBB) Rubber	
	16	Valve Stem Seal	64	ST-2003 Std Only	Positive type; Installation requires valve guide machining; (RBB) Rubber	
	16	Valve Stem Seal Bulk	64	MV-1233 Std Only	O-Ring; Carton of 100; (RBB) Rubber	
	16	Valve Stem Seal Bulk	64	ST-2003BC Std Only	Positive type; Installation requires valve guide machining; Carton of 100; (RBB) Rubber	
	8	VALVE SEAT	YEARS	PART NO.	DESCRIPTION	
	8	Seat	64	245-1937-1 Std Only	Loc. Int.; 1.9425" OD, 1.6875" ID, 0.2480" Depth	
	32	VALVE, MISC	YEARS	PART NO.	DESCRIPTION	
	32	Keeper	64	VK-115A Std Only	1 groove; Square cut key groove; Carton pack 24	
	32	Keeper	64	VK-115 Std Only	1 groove; Square cut key groove; Carton pack 32	
	32	Keeper	64	VK-115R Std Only	1 groove; Square cut key groove; Hardened	
	32	Keeper, Bulk	64	VK-115B Std Only	1 groove; Square cut key groove; Carton of 1000	
	16	Spring Insert	64	259-301A Std Only	VINTAGE; .060"; Carton of 100	
	8	PISTON	YEARS	PART NO.	DESCRIPTION	
	8	Cast Piston	64	288P Std-30-40-60	VINTAGE; Cast; .9804" Pin Dia.; 2 Rings 5/64 Groove, 1 Ring 3/16 Groove, 1.700 CD, Flat Head w/4 valve reliefs - 10.1:1 C.R.	
	8	Cast Piston - Individual	64	W288P Std-30-40-60	VINTAGE; Cast; .9804" Pin Dia.; 2 Rings 5/64 Groove, 1 Ring 3/16 Groove, 1.700 CD, Flat Head w/4 valve reliefs - 10.1:1 C.R.	
	1	RINGS	YEARS	PART NO.	DESCRIPTION	
	1	Premium Set	64	E-253K 30 30-40-60	VINTAGE; 2-5/64, 1-3/16; Premium Moly	
	1	Standard Set	64	E-253X Std-30-40-60	VINTAGE; 2-5/64, 1-3/16; Iron	
	1	ENGINE BEARINGS	YEARS	PART NO.	DESCRIPTION	
	1	Main Set	64	113M Std-10-20	Performance; 3/4 grooved	
	1	Main Set	64	4040M Std-1-10-20-30	VINTAGE; Grooved upper main brgs.	
	1	Rod Set	64	8-7050CH Std-10-20	Performance	
	1	Cam Set	64	1220M Std Only		
	1	OIL PUMP	YEARS	PART NO.	DESCRIPTION	
	1	Oil Pump	64	224-43364S	High Pressure; 3/4" inlet tube; Incl. screen	
	1	Inter. Shaft	64	224-61236		
	1	Screen Assy.	64	224-11236	3/4" inlet tube	

(continued on next page)

GM Car (Incl. Buick, Cad., Chev., Olds., Pontiac)

393 389 6.4L (6376cc) OHV V8 (16 Valve) (Pontiac), 4.0625" Bore (GMC Eng.), 4 Bbl. "Eng. Code 30P" 1964
(cont.)

BLOCK	QTY	GASKETS	YEARS	PART NO.	DESCRIPTION	BLOCK
	1	Kit Gasket Set	64	260-1025	VINTAGE; Int. manifold gskts. not incl.; Push rod cover gskt. not incl.	
	1	FREEZE PLUGS	YEARS	PART NO.	DESCRIPTION	
	1	Brass Block Plug Kit	64	381-8021	VINTAGE	
	1	Steel Block Plug Kit	64	381-4028		
	1	Brass Deep Cup Freeze Plug	64	381-9010	0.938" Diameter	
	1	Brass Deep Cup Freeze Plug	64	381-9026	1.953" Diameter	
	1	Steel Deep Cup Freeze Plug	64	381-3039	0.938" Diameter	
	1	Steel Deep Cup Freeze Plug	64	381-3042	1.953" Diameter	
	1	Steel Deep Cup Freeze Plug	64	381-3112	2.063" Diameter	

394 389 6.4L (6376cc) OHV V8 (16 Valve) (Pontiac), 4.0625" Bore (GMC Eng.), 3-2 Bbl. "Eng. Code 32B" 1964

VALVE TRAIN	QTY	TIMING	YEARS	PART NO.	DESCRIPTION	VALVE TRAIN
	1	3 Piece Set	64	KT3-350S	VINTAGE; 223-305, 223-371 not sold separately; (1) 222-350; (1) 223-305; (1) 223-371	
	16	CAMSHAFT/LIFTER	YEARS	PART NO.	DESCRIPTION	
	16	Lifter	64	HT-951 Std Only	Hyd.	
	16	Lifter, Bulk	64	HT-951B Std Only	Hyd.; Carton of 128	
	16	PUSH ROD	YEARS	PART NO.	DESCRIPTION	
	16	Push Rod	64	RP-3164 Std-35-60	8.6930" O.A.L.	
	16	Push Rod	64	RP-3213R Std Only	Chrome-Moly; 8.6900" O.A.L.	
	16	ROCKER PARTS	YEARS	PART NO.	DESCRIPTION	
	16	Arm Assy.	64	R-848 Std Only	VINTAGE; Incl. arm & ball	
	16	Arm	64	R-848A Std Only		
	8	VALVE	YEARS	PART NO.	DESCRIPTION	
	8	Intake	64	V-1532 Std Only	VINTAGE; 10.5:1 C.R.; 1.8820" Head Dia., 0.3409" Stem Dia., 4.8543" O.A.L.	
	16	VALVE SPRING	YEARS	PART NO.	DESCRIPTION	
	16	Spring	64	VS-445 Std Only	VINTAGE; Loc. Inner; 1.8120" Free Height	
	16	Spring	64	VS-446 Std Only	VINTAGE; Loc. Outer; 1.9800" Free Height	
	16	VALVE SEAL	YEARS	PART NO.	DESCRIPTION	
	16	Valve Stem Seal	64	MV-1233C Std Only	O-Ring; (RBB) Rubber	
	16	Valve Stem Seal	64	ST-2092 Std Only	Positive type, Metal Clad; (RBB) Rubber	
	16	Valve Stem Seal	64	ST-2003 Std Only	Positive type; Installation requires valve guide machining; (RBB) Rubber	
	16	Valve Stem Seal Bulk	64	MV-1233 Std Only	O-Ring; Carton of 100; (RBB) Rubber	
	16	Valve Stem Seal Bulk	64	ST-2003BC Std Only	Positive type; Installation requires valve guide machining; Carton of 100; (RBB) Rubber	
	8	VALVE SEAT	YEARS	PART NO.	DESCRIPTION	
	8	Seat	64	245-1937-1 Std Only	Loc. Int.; 1.9425" OD, 1.6875" ID, 0.2480" Depth	
	32	VALVE, MISC	YEARS	PART NO.	DESCRIPTION	
	32	Keeper	64	VK-115A Std Only	1 groove; Square cut key groove; Carton pack 24	
	32	Keeper	64	VK-115 Std Only	1 groove; Square cut key groove; Carton pack 32	
	32	Keeper	64	VK-115R Std Only	1 groove; Square cut key groove; Hardened	
	32	Keeper, Bulk	64	VK-115B Std Only	1 groove; Square cut key groove; Carton of 1000	
	16	Spring Insert	64	259-301A Std Only	VINTAGE; .060"; Carton of 100	
	8	PISTON	YEARS	PART NO.	DESCRIPTION	
	8	Cast Piston	64	288P Std-30-40-60	VINTAGE; Cast; .9804" Pin Dia.; 2 Rings 5/64 Groove, 1 Ring 3/16 Groove, 1.700 CD, Flat Head w/4 valve reliefs - 10.1:1 C.R.	
	8	Cast Piston - Individual	64	W288P Std-30-40-60	VINTAGE; Cast; .9804" Pin Dia.; 2 Rings 5/64 Groove, 1 Ring 3/16 Groove, 1.700 CD, Flat Head w/4 valve reliefs - 10.1:1 C.R.	
	1	RINGS	YEARS	PART NO.	DESCRIPTION	
	1	Premium Set	64	E-253K 30 30-40-60	VINTAGE; 2-5/64, 1-3/16; Premium Moly	
	1	Standard Set	64	E-253X Std-30-40-60	VINTAGE; 2-5/64, 1-3/16; Iron	
	1	ENGINE BEARINGS	YEARS	PART NO.	DESCRIPTION	
	1	Main Set	64	113M Std-10-20	Performance; 3/4 grooved	
	1	Main Set	64	4040M Std-1-10-20-30	VINTAGE; Grooved upper main brgs.	
	1	Rod Set	64	8-7050CH Std-10-20	Performance	
	1	Rod Set	64	8-1555CPA Std-10-20-30-40	VINTAGE	
	8	Rod Pair	64	1555CPA Std-10-20-30-40	VINTAGE	
	1	Cam Set	64	1220M Std Only		
	1	OIL PUMP	YEARS	PART NO.	DESCRIPTION	
	1	Oil Pump	64	224-43364S	High Pressure; 3/4" inlet tube; Incl. screen	
	1	Inter. Shaft	64	224-61236		

(continued on next page)

GM Car (Incl. Buick, Cad., Chev., Olds., Pontiac)

389 6.4L (6376cc) OHV V8 (16 Valve) (Pontiac), 4.0625" Bore (GMC Eng.), 3-2 Bbl. "Eng. Code 32B" 1964 394
(cont.)

BLOCK	QTY	OIL PUMP (cont.)	YEARS	PART NO.	DESCRIPTION
	1	Screen Assy.	64	224-11236	3/4" inlet tube
	QTY	GASKETS	YEARS	PART NO.	DESCRIPTION
	1	Kit Gasket Set	64	260-1025	VINTAGE; Int. manifold gskts. not incl.; Push rod cover gskt. not incl.
	QTY	FREEZE PLUGS	YEARS	PART NO.	DESCRIPTION
	1	Brass Block Plug Kit	64	381-8021	VINTAGE
	1	Steel Block Plug Kit	64	381-4028	
	1	Brass Deep Cup Freeze Plug	64	381-9010	0.938" Diameter
	1	Brass Deep Cup Freeze Plug	64	381-9026	1.953" Diameter
	1	Steel Deep Cup Freeze Plug	64	381-3039	0.938" Diameter
	1	Steel Deep Cup Freeze Plug	64	381-3042	1.953" Diameter
	1	Steel Deep Cup Freeze Plug	64	381-3112	2.063" Diameter

389 6.4L (6376cc) OHV V8 (16 Valve) (Pontiac), 4.0625" Bore (GMC Eng.), 3-2 Bbl. "Eng. Code 336" 1964 395

VALVE TRAIN	QTY	TIMING	YEARS	PART NO.	DESCRIPTION
	1	3 Piece Set	64	KT3-350S	VINTAGE; 223-305, 223-371 not sold separately; (1) 222-350; (1) 223-305; (1) 223-371
	QTY	CAMSHAFT/LIFTER	YEARS	PART NO.	DESCRIPTION
	16	Lifter	64	HT-951 Std Only	Hyd.
	16	Lifter, Bulk	64	HT-951B Std Only	Hyd.; Carton of 128
	QTY	PUSH ROD	YEARS	PART NO.	DESCRIPTION
	16	Push Rod	64	RP-3164 Std-35-60	8.6930" O.A.L.
	16	Push Rod	64	RP-3213R Std Only	Chrome-Moly; 8.6900" O.A.L.
	QTY	ROCKER PARTS	YEARS	PART NO.	DESCRIPTION
	16	Arm Assy.	64	R-848 Std Only	VINTAGE; Incl. arm & ball
	16	Arm	64	R-848A Std Only	
	QTY	VALVE	YEARS	PART NO.	DESCRIPTION
	8	Intake	64	V-1532 Std Only	VINTAGE; 10.5:1 C.R.; 1.8820" Head Dia., 0.3409" Stem Dia., 4.8543" O.A.L.
	QTY	VALVE SPRING	YEARS	PART NO.	DESCRIPTION
	16	Spring	64	VS-445 Std Only	VINTAGE; Loc. Inner; 1.8120" Free Height
	16	Spring	64	VS-446 Std Only	VINTAGE; Loc. Outer; 1.9800" Free Height
	QTY	VALVE SEAL	YEARS	PART NO.	DESCRIPTION
	16	Valve Stem Seal	64	MV-1233C Std Only	O-Ring; (RBB) Rubber
	16	Valve Stem Seal	64	ST-2092 Std Only	Positive type, Metal Clad; (RBB) Rubber
	16	Valve Stem Seal	64	ST-2003 Std Only	Positive type; Installation requires valve guide machining; (RBB) Rubber
	16	Valve Stem Seal Bulk	64	MV-1233 Std Only	O-Ring; Carton of 100; (RBB) Rubber
	16	Valve Stem Seal Bulk	64	ST-2003BC Std Only	Positive type; Installation requires valve guide machining; Carton of 100; (RBB) Rubber
	QTY	VALVE SEAT	YEARS	PART NO.	DESCRIPTION
	8	Seat	64	245-1937-1 Std Only	Loc. Int.; 1.9425" OD, 1.6875" ID, 0.2480" Depth
	QTY	VALVE, MISC	YEARS	PART NO.	DESCRIPTION
	32	Keeper	64	VK-115A Std Only	1 groove; Square cut key groove; Carton pack 24
	32	Keeper	64	VK-115 Std Only	1 groove; Square cut key groove; Carton pack 32
	32	Keeper	64	VK-115R Std Only	1 groove; Square cut key groove; Hardened
	32	Keeper, Bulk	64	VK-115B Std Only	1 groove; Square cut key groove; Carton of 1000
	16	Spring Insert	64	259-301A Std Only	VINTAGE; .060"; Carton of 100
	QTY	PISTON	YEARS	PART NO.	DESCRIPTION
	8	Cast Piston	64	288P Std-30-40-60	VINTAGE; Cast; .9804" Pin Dia.; 2 Rings 5/64 Groove, 1 Ring 3/16 Groove, 1.700 CD, Flat Head w/4 valve reliefs - 10.1:1 C.R.
	8	Cast Piston - Individual	64	W288P Std-30-40-60	VINTAGE; Cast; .9804" Pin Dia.; 2 Rings 5/64 Groove, 1 Ring 3/16 Groove, 1.700 CD, Flat Head w/4 valve reliefs - 10.1:1 C.R.
	QTY	RINGS	YEARS	PART NO.	DESCRIPTION
	1	Premium Set	64	E-253K 30 30-40-60	VINTAGE; 2-5/64, 1-3/16; Premium Moly
	1	Standard Set	64	E-253X Std-30-40-60	VINTAGE; 2-5/64, 1-3/16; Iron
	QTY	ENGINE BEARINGS	YEARS	PART NO.	DESCRIPTION
	1	Main Set	64	113M Std-10-20	Performance; 3/4 grooved
	1	Main Set	64	4040M Std-1-10-20-30	VINTAGE; Grooved upper main brgs.
	1	Rod Set	64	8-7050CH Std-10-20	Performance
	1	Rod Set	64	8-1555CPA Std-10-20-30-40	VINTAGE
	8	Rod Pair	64	1555CPA Std-10-20-30-40	VINTAGE
	1	Cam Set	64	1220M Std Only	

(continued on next page)

GM Car (Incl. Buick, Cad., Chev., Olds., Pontiac)

395 389 6.4L (6376cc) OHV V8 (16 Valve) (Pontiac), 4.0625" Bore (GMC Eng.), 3-2 Bbl. "Eng. Code 336" 1964
(cont.)

BLOCK	QTY	OIL PUMP	YEARS	PART NO.	DESCRIPTION	BLOCK
	1	Oil Pump	64	224-43364S	High Pressure; 3/4" inlet tube; Incl. screen	
	1	Inter. Shaft	64	224-61236		
	1	Screen Assy.	64	224-11236	3/4" inlet tube	
BLOCK	QTY	GASKETS	YEARS	PART NO.	DESCRIPTION	BLOCK
	1	Kit Gasket Set	64	260-1025	VINTAGE; Int. manifold gskts. not incl.; Push rod cover gskt. not incl.	
BLOCK	QTY	FREEZE PLUGS	YEARS	PART NO.	DESCRIPTION	BLOCK
	1	Brass Block Plug Kit	64	381-8021	VINTAGE	
	1	Steel Block Plug Kit	64	381-4028		
	1	Brass Deep Cup Freeze Plug	64	381-9010	0.938" Diameter	
	1	Brass Deep Cup Freeze Plug	64	381-9026	1.953" Diameter	
	1	Steel Deep Cup Freeze Plug	64	381-3039	0.938" Diameter	
	1	Steel Deep Cup Freeze Plug	64	381-3042	1.953" Diameter	
	1	Steel Deep Cup Freeze Plug	64	381-3112	2.063" Diameter	

396 389 6.4L (6376cc) OHV V8 (16 Valve) (Pontiac), 4.0625" Bore (GMC Eng.), 3-2 Bbl. "Eng. Code 33G" 1964

VALVE TRAIN	QTY	TIMING	YEARS	PART NO.	DESCRIPTION	VALVE TRAIN
	1	3 Piece Set	64	KT3-350S	VINTAGE; 223-305, 223-371 not sold separately; (1) 222-350; (1) 223-305; (1) 223-371	
VALVE TRAIN	QTY	CAMSHAFT/LIFTER	YEARS	PART NO.	DESCRIPTION	VALVE TRAIN
	16	Lifter	64	HT-951 Std Only	Hyd.	
	16	Lifter, Bulk	64	HT-951B Std Only	Hyd.; Carton of 128	
VALVE TRAIN	QTY	PUSH ROD	YEARS	PART NO.	DESCRIPTION	VALVE TRAIN
	16	Push Rod	64	RP-3164 Std-35-60	8.6930" O.A.L.	
	16	Push Rod	64	RP-3213R Std Only	Chrome-Moly; 8.6900" O.A.L.	
VALVE TRAIN	QTY	ROCKER PARTS	YEARS	PART NO.	DESCRIPTION	VALVE TRAIN
	16	Arm Assy.	64	R-848 Std Only	VINTAGE; Incl. arm & ball	
	16	Arm	64	R-848A Std Only		
VALVE TRAIN	QTY	VALVE	YEARS	PART NO.	DESCRIPTION	VALVE TRAIN
	8	Intake	64	V-1532 Std Only	VINTAGE; 10.5:1 C.R.; 1.8820" Head Dia., 0.3409" Stem Dia., 4.8543" O.A.L.	
VALVE TRAIN	QTY	VALVE SPRING	YEARS	PART NO.	DESCRIPTION	VALVE TRAIN
	16	Spring	64	VS-445 Std Only	VINTAGE; Loc. Inner; 1.8120" Free Height	
	16	Spring	64	VS-446 Std Only	VINTAGE; Loc. Outer; 1.9800" Free Height	
VALVE TRAIN	QTY	VALVE SEAL	YEARS	PART NO.	DESCRIPTION	VALVE TRAIN
	16	Valve Stem Seal	64	MV-1233C Std Only	O-Ring; (RBB) Rubber	
	16	Valve Stem Seal	64	ST-2092 Std Only	Positive type, Metal Clad; (RBB) Rubber	
	16	Valve Stem Seal	64	ST-2003 Std Only	Positive type; Installation requires valve guide machining; (RBB) Rubber	
	16	Valve Stem Seal Bulk	64	MV-1233 Std Only	O-Ring; Carton of 100; (RBB) Rubber	
	16	Valve Stem Seal Bulk	64	ST-2003BC Std Only	Positive type; Installation requires valve guide machining; Carton of 100; (RBB) Rubber	
VALVE TRAIN	QTY	VALVE SEAT	YEARS	PART NO.	DESCRIPTION	VALVE TRAIN
	8	Seat	64	245-1937-1 Std Only	Loc. Int.; 1.9425" OD, 1.6875" ID, 0.2480" Depth	
VALVE TRAIN	QTY	VALVE, MISC	YEARS	PART NO.	DESCRIPTION	VALVE TRAIN
	32	Keeper	64	VK-115A Std Only	1 groove; Square cut key groove; Carton pack 24	
	32	Keeper	64	VK-115 Std Only	1 groove; Square cut key groove; Carton pack 32	
	32	Keeper	64	VK-115R Std Only	1 groove; Square cut key groove; Hardened	
	32	Keeper, Bulk	64	VK-115B Std Only	1 groove; Square cut key groove; Carton of 1000	
	16	Spring Insert	64	259-301A Std Only	VINTAGE; .060"; Carton of 100	
BLOCK	QTY	PISTON	YEARS	PART NO.	DESCRIPTION	BLOCK
	8	Cast Piston	64	288P Std-30-40-60	VINTAGE; Cast; .9804" Pin Dia.; 2 Rings 5/64 Groove, 1 Ring 3/16 Groove, 1.700 CD, Flat Head w/4 valve reliefs - 10.1:1 C.R.	
	8	Cast Piston - Individual	64	W288P Std-30-40-60	VINTAGE; Cast; .9804" Pin Dia.; 2 Rings 5/64 Groove, 1 Ring 3/16 Groove, 1.700 CD, Flat Head w/4 valve reliefs - 10.1:1 C.R.	
BLOCK	QTY	RINGS	YEARS	PART NO.	DESCRIPTION	BLOCK
	1	Premium Set	64	E-253K 30 30-40-60	VINTAGE; 2-5/64, 1-3/16; Premium Moly	
	1	Standard Set	64	E-253X Std-30-40-60	VINTAGE; 2-5/64, 1-3/16; Iron	
BLOCK	QTY	ENGINE BEARINGS	YEARS	PART NO.	DESCRIPTION	BLOCK
	1	Main Set	64	113M Std-10-20	Performance; 3/4 grooved	
	1	Main Set	64	4040M Std-1-10-20-30	VINTAGE; Grooved upper main brgs.	
	1	Rod Set	64	8-7050CH Std-10-20	Performance	
	1	Rod Set	64	8-1555CPA Std-10-20-30-40	VINTAGE	
	8	Rod Pair	64	1555CPA Std-10-20-30-40	VINTAGE	

(continued on next page)

GM Car (Incl. Buick, Cad., Chev., Olds., Pontiac)

389 6.4L (6376cc) OHV V8 (16 Valve) (Pontiac), 4.0625" Bore (GMC Eng.), 3-2 Bbl. "Eng. Code 33G" 1964 396
(cont.)

BLOCK	QTY	ENGINE BEARINGS	YEARS	PART NO.	DESCRIPTION
	1	Cam Set	64	1220M Std Only	
	1	Oil Pump	64	224-43364S	High Pressure; 3/4" inlet tube; Incl. screen
	1	Inter. Shaft	64	224-61236	
	1	Screen Assy.	64	224-11236	3/4" inlet tube
	1	Kit Gasket Set	64	260-1025	VINTAGE; Int. manifold gskts. not incl.; Push rod cover gskt. not incl.
	1	Brass Block Plug Kit	64	381-8021	VINTAGE
	1	Steel Block Plug Kit	64	381-4028	
	1	Brass Deep Cup Freeze Plug	64	381-9010	0.938" Diameter
	1	Brass Deep Cup Freeze Plug	64	381-9026	1.953" Diameter
	1	Steel Deep Cup Freeze Plug	64	381-3039	0.938" Diameter
	1	Steel Deep Cup Freeze Plug	64	381-3042	1.953" Diameter
	1	Steel Deep Cup Freeze Plug	64	381-3112	2.063" Diameter

389 6.4L (6376cc) OHV V8 (16 Valve) (Pontiac), 4.0625" Bore (GMC Eng.), 3-2 Bbl. "Eng. Code 34N" 1964 397

VALVE TRAIN	QTY	TIMING	YEARS	PART NO.	DESCRIPTION
	1	3 Piece Set	64	KT3-350S	VINTAGE; 223-305, 223-371 not sold separately; (1) 222-350; (1) 223-305; (1) 223-371
	16	Lifter	64	HT-951 Std Only	Hyd.
	16	Lifter, Bulk	64	HT-951B Std Only	Hyd.; Carton of 128
	16	Push Rod	64	RP-3164 Std-35-60	8.6930" O.A.L.
	16	Push Rod	64	RP-3213R Std Only	Chrome-Moly; 8.6900" O.A.L.
	16	Arm Assy.	64	R-848 Std Only	VINTAGE; Incl. arm & ball
	16	Arm	64	R-848A Std Only	
	8	Intake	64	V-1532 Std Only	VINTAGE; 10.5:1 C.R.; 1.8820" Head Dia., 0.3409" Stem Dia., 4.8543" O.A.L.
	16	Spring	64	VS-445 Std Only	VINTAGE; Loc. Inner; 1.8120" Free Height
	16	Spring	64	VS-446 Std Only	VINTAGE; Loc. Outer; 1.9800" Free Height
	16	Valve Stem Seal	64	MV-1233C Std Only	O-Ring; (RBB) Rubber
	16	Valve Stem Seal	64	ST-2092 Std Only	Positive type, Metal Clad; (RBB) Rubber
	16	Valve Stem Seal	64	ST-2003 Std Only	Positive type; Installation requires valve guide machining; (RBB) Rubber
	16	Valve Stem Seal Bulk	64	MV-1233 Std Only	O-Ring; Carton of 100; (RBB) Rubber
	16	Valve Stem Seal Bulk	64	ST-2003BC Std Only	Positive type; Installation requires valve guide machining; Carton of 100; (RBB) Rubber
	8	Seat	64	245-1937-1 Std Only	Loc. Int.; 1.9425" OD, 1.6875" ID, 0.2480" Depth
	32	Keeper	64	VK-115A Std Only	1 groove; Square cut key groove; Carton pack 24
	32	Keeper	64	VK-115 Std Only	1 groove; Square cut key groove; Carton pack 32
	32	Keeper	64	VK-115R Std Only	1 groove; Square cut key groove; Hardened
	32	Keeper, Bulk	64	VK-115B Std Only	1 groove; Square cut key groove; Carton of 1000
	16	Spring Insert	64	259-301A Std Only	VINTAGE; .060"; Carton of 100
	8	Cast Piston	64	288P Std-30-40-60	VINTAGE; Cast; .9804" Pin Dia.; 2 Rings 5/64 Groove, 1 Ring 3/16 Groove, 1.700 CD, Flat Head w/4 valve reliefs - 10.1:1 C.R.
	8	Cast Piston - Individual	64	W288P Std-30-40-60	VINTAGE; Cast; .9804" Pin Dia.; 2 Rings 5/64 Groove, 1 Ring 3/16 Groove, 1.700 CD, Flat Head w/4 valve reliefs - 10.1:1 C.R.
	1	Premium Set	64	E-253K 30 30-40-60	VINTAGE; 2-5/64, 1-3/16; Premium Moly
	1	Standard Set	64	E-253X Std-30-40-60	VINTAGE; 2-5/64, 1-3/16; Iron
	1	Main Set	64	113M Std-10-20	Performance; 3/4 grooved
	1	Main Set	64	4040M Std-1-10-20-30	VINTAGE; Grooved upper main brgs.

(continued on next page)

GM Car (Incl. Buick, Cad., Chev., Olds., Pontiac)

397 389 6.4L (6376cc) OHV V8 (16 Valve) (Pontiac), 4.0625" Bore (GMC Eng.), 3-2 Bbl. "Eng. Code 34N" 1964
(cont.)

	ENGINE BEARINGS	YEARS	PART NO.	DESCRIPTION	
BLOCK	QTY (cont.)				
	1	Rod Set	64	8-7050CH Std-10-20 Performance	
	1	Rod Set	64	8-1555CPA Std-10-20-30-40 VINTAGE	
	8	Rod Pair	64	1555CPA Std-10-20-30-40 VINTAGE	
	1	Cam Set	64	1220M Std Only	
	QTY	OIL PUMP	YEARS	PART NO.	DESCRIPTION
	1	Oil Pump	64	224-43364S	High Pressure; 3/4" inlet tube; Incl. screen
	1	Inter. Shaft	64	224-61236	
	1	Screen Assy.	64	224-11236	3/4" inlet tube
	QTY	GASKETS	YEARS	PART NO.	DESCRIPTION
	1	Kit Gasket Set	64	260-1025	VINTAGE; Int. manifold gskts. not incl.; Push rod cover gskt. not incl.
	QTY	FREEZE PLUGS	YEARS	PART NO.	DESCRIPTION
	1	Brass Block Plug Kit	64	381-8021	VINTAGE
	1	Steel Block Plug Kit	64	381-4028	
	1	Brass Deep Cup Freeze Plug	64	381-9010	0.938" Diameter
	1	Brass Deep Cup Freeze Plug	64	381-9026	1.953" Diameter
1	Steel Deep Cup Freeze Plug	64	381-3039	0.938" Diameter	
1	Steel Deep Cup Freeze Plug	64	381-3042	1.953" Diameter	
1	Steel Deep Cup Freeze Plug	64	381-3112	2.063" Diameter	

398 389 6.4L (6376cc) OHV V8 (16 Valve) (Pontiac), 4.0625" Bore (GMC Eng.), 2 Bbl. "Eng. Code 35M" 1963-1962

	TIMING	YEARS	PART NO.	DESCRIPTION	
VALVE TRAIN	QTY	3 Piece Set	63-62	KT3-350S	VINTAGE; 223-305, 223-371 not sold separately; (1) 222-350; (1) 223-305; (1) 223-371
	QTY	CAMSHAFT/LIFTER	YEARS	PART NO.	DESCRIPTION
	1	Camshaft	63-62	CS-187	VINTAGE; w/A/T; Hydraulic, (050) Duration at .050 Lobe Lift, 190 Exh., 190 Int., 111 Degrees Lobe Separation
	1	Prelube		55-403 Std Only	1.5 oz. packet
	1	Prelube		55-400 Std Only	4 oz. bottle; 1.5 oz. packet No. 55-403 also avail.
	16	Lifter	63-62	HT-951 Std Only	Hyd.
	16	Lifter, Bulk	63-62	HT-951B Std Only	Hyd.; Carton of 128
	QTY	PUSH ROD	YEARS	PART NO.	DESCRIPTION
	16	Push Rod	63-62	RP-3164 Std-35-60	8.6930" O.A.L.
	16	Push Rod	63-62	RP-3213R Std Only	Chrome-Moly; 8.6900" O.A.L.
	QTY	ROCKER PARTS	YEARS	PART NO.	DESCRIPTION
	16	Arm Assy.	63-62	R-848 Std Only	VINTAGE; Incl. arm & ball
	16	Arm	63-62	R-848A Std Only	
	QTY	VALVE	YEARS	PART NO.	DESCRIPTION
	8	Intake	63	V-1532 Std Only	VINTAGE; 10.5:1 C.R.; 1.8820" Head Dia., 0.3409" Stem Dia., 4.8543" O.A.L.
	8	Intake	62	V-1532 Std Only	VINTAGE; 1.8820" Head Dia., 0.3409" Stem Dia., 4.8543" O.A.L.
	QTY	VALVE SPRING	YEARS	PART NO.	DESCRIPTION
	16	Spring	63-62	VS-445 Std Only	VINTAGE; Loc. Inner; 1.8120" Free Height
	16	Spring	63-62	VS-446 Std Only	VINTAGE; Loc. Outer; 1.9800" Free Height
	QTY	VALVE SEAL	YEARS	PART NO.	DESCRIPTION
	16	Valve Stem Seal	63-62	MV-1233C Std Only	O-Ring; (RBB) Rubber
	16	Valve Stem Seal	63-62	ST-2092 Std Only	Positive type, Metal Clad; (RBB) Rubber
	16	Valve Stem Seal	63-62	ST-2003 Std Only	Positive type; Installation requires valve guide machining; (RBB) Rubber
	16	Valve Stem Seal Bulk	63-62	MV-1233 Std Only	O-Ring; Carton of 100; (RBB) Rubber
	16	Valve Stem Seal Bulk	63-62	ST-2003BC Std Only	Positive type; Installation requires valve guide machining; Carton of 100; (RBB) Rubber
	QTY	VALVE SEAT	YEARS	PART NO.	DESCRIPTION
	8	Seat	63-62	245-1937-1 Std Only	Loc. Int.; 1.9425" OD, 1.6875" ID, 0.2480" Depth
	QTY	VALVE, MISC	YEARS	PART NO.	DESCRIPTION
32	Keeper	63-62	VK-115A Std Only	1 groove; Square cut key groove; Carton pack 24	
32	Keeper	63-62	VK-115 Std Only	1 groove; Square cut key groove; Carton pack 32	
32	Keeper	63-62	VK-115R Std Only	1 groove; Square cut key groove; Hardened	
32	Keeper, Bulk	63-62	VK-115B Std Only	1 groove; Square cut key groove; Carton of 1000	
16	Spring Insert	63-62	259-301A Std Only	VINTAGE; .060"; Carton of 100	
QTY	PISTON	YEARS	PART NO.	DESCRIPTION	
8	Cast Piston	63-62	288P Std-30-40-60	VINTAGE; Cast; .9804" Pin Dia.; 2 Rings 5/64 Groove, 1 Ring 3/16 Groove, 1.700 CD, Flat Head w/4 valve reliefs - 10.1:1 C.R.	

(continued on next page)

GM Car (Incl. Buick, Cad., Chev., Olds., Pontiac)

389 6.4L (6376cc) OHV V8 (16 Valve) (Pontiac), 4.0625" Bore (GMC Eng.), 2 Bbl. "Eng. Code 35M" 1963-1962 398
(cont.)

	QTY	PART NO.	YEARS	DESCRIPTION
BLOCK	8	PISTON (cont.) Cast Piston - Individual	63-62	W288P Std-30-40-60 VINTAGE; Cast; .9804" Pin Dia.; 2 Rings 5/64 Groove, 1 Ring 3/16 Groove, 1.700 CD, Flat Head w/4 valve reliefs - 10.1:1 C.R.
	1	RINGS Premium Set	63-62	E-253K 30 30-40-60 VINTAGE; 2-5/64, 1-3/16; Premium Moly
	1	Standard Set	63-62	E-253X Std-30-40-60 VINTAGE; 2-5/64, 1-3/16; Iron
	1	ENGINE BEARINGS Main Set	63-62	113M Std-10-20 Performance; 3/4 grooved
	1	Main Set	63-62	4040M Std-1-10-20-30 VINTAGE; Grooved upper main brgs.
	1	Rod Set	63-62	8-7050CH Std-10-20 Performance
	1	Cam Set	63	1220M Std Only
	1	Cam Set	62	1146M Std Only VINTAGE
	1	OIL PUMP Oil Pump	63-62	224-43364S High Pressure; 3/4" inlet tube; Incl. screen
	1	Inter. Shaft	63-62	224-61236
1	Screen Assy.	63-62	224-11236 3/4" inlet tube	
1	GASKETS Kit Gasket Set	63	260-1025 VINTAGE; Int. manifold gskts. not incl.; Push rod cover gskt. not incl.	
1	FREEZE PLUGS Brass Block Plug Kit	63-62	381-8021 VINTAGE	
1	Steel Block Plug Kit	63-62	381-4028	
1	Brass Deep Cup Freeze Plug	63-62	381-9010 0.938" Diameter	
1	Brass Deep Cup Freeze Plug	63-62	381-9026 1.953" Diameter	
1	Steel Deep Cup Freeze Plug	63-62	381-3039 0.938" Diameter	
1	Steel Deep Cup Freeze Plug	63-62	381-3042 1.953" Diameter	
1	Steel Deep Cup Freeze Plug	63-62	381-3112 2.063" Diameter	

389 6.4L (6376cc) OHV V8 (16 Valve) (Pontiac), 4.0625" Bore (GMC Eng.), 4 Bbl. "Eng. Code 36P" 1963-1962 399

	QTY	PART NO.	YEARS	DESCRIPTION
VALVE TRAIN	1	TIMING 3 Piece Set	63-62	KT3-350S VINTAGE; 223-305, 223-371 not sold separately; (1) 222-350; (1) 223-305; (1) 223-371
	16	CAMSHAFT/LIFTER Lifter	63-62	HT-951 Std Only Hyd.
	16	Lifter, Bulk	63-62	HT-951B Std Only Hyd.; Carton of 128
	16	PUSH ROD Push Rod	63-62	RP-3164 Std-35-60 8.6930" O.A.L.
	16	Push Rod	63-62	RP-3213R Std Only Chrome-Moly; 8.6900" O.A.L.
	16	ROCKER PARTS Arm Assy.	63-62	R-848 Std Only VINTAGE; Incl. arm & ball
	16	Arm	63-62	R-848A Std Only
	8	VALVE Intake	63	V-1532 Std Only VINTAGE; 10.5:1 C.R.; 1.8820" Head Dia., 0.3409" Stem Dia., 4.8543" O.A.L.
	8	Intake	62	V-1532 Std Only VINTAGE; 1.8820" Head Dia., 0.3409" Stem Dia., 4.8543" O.A.L.
	16	VALVE SPRING Spring	63-62	VS-445 Std Only VINTAGE; Loc. Inner; 1.8120" Free Height
	16	Spring	63-62	VS-446 Std Only VINTAGE; Loc. Outer; 1.9800" Free Height
	16	VALVE SEAL Valve Stem Seal	63-62	MV-1233C Std Only O-Ring; (RBB) Rubber
	16	Valve Stem Seal	63-62	ST-2092 Std Only Positive type, Metal Clad; (RBB) Rubber
	16	Valve Stem Seal	63-62	ST-2003 Std Only Positive type; Installation requires valve guide machining; (RBB) Rubber
	16	Valve Stem Seal Bulk	63-62	MV-1233 Std Only O-Ring; Carton of 100; (RBB) Rubber
	16	Valve Stem Seal Bulk	63-62	ST-2003BC Std Only Positive type; Installation requires valve guide machining; Carton of 100; (RBB) Rubber
	8	VALVE SEAT Seat	63-62	245-1937-1 Std Only Loc. Int.; 1.9425" OD, 1.6875" ID, 0.2480" Depth
	32	VALVE, MISC Keeper	63-62	VK-115A Std Only 1 groove; Square cut key groove; Carton pack 24
	32	Keeper	63-62	VK-115 Std Only 1 groove; Square cut key groove; Carton pack 32
	32	Keeper	63-62	VK-115R Std Only 1 groove; Square cut key groove; Hardened
32	Keeper, Bulk	63-62	VK-115B Std Only 1 groove; Square cut key groove; Carton of 1000	
16	Spring Insert	63-62	259-301A Std Only VINTAGE; .060"; Carton of 100	

(continued on next page)

GM Car (Incl. Buick, Cad., Chev., Olds., Pontiac)

399 389 6.4L (6376cc) OHV V8 (16 Valve) (Pontiac), 4.0625" Bore (GMC Eng.), 4 Bbl. "Eng. Code 36P" 1963-1962
(cont.)

	QTY	PISTON	YEARS	PART NO.	DESCRIPTION
BLOCK	8	Cast Piston	63-62	288P Std-30-40-60	VINTAGE; Cast; .9804" Pin Dia.; 2 Rings 5/64 Groove, 1 Ring 3/16 Groove, 1.700 CD, Flat Head w/4 valve reliefs - 10.1:1 C.R.
	8	Cast Piston - Individual	63-62	W288P Std-30-40-60	VINTAGE; Cast; .9804" Pin Dia.; 2 Rings 5/64 Groove, 1 Ring 3/16 Groove, 1.700 CD, Flat Head w/4 valve reliefs - 10.1:1 C.R.
	1	Premium Set	63-62	E-253K 30 30-40-60	VINTAGE; 2-5/64, 1-3/16; Premium Moly
	1	Standard Set	63-62	E-253X Std-30-40-60	VINTAGE; 2-5/64, 1-3/16; Iron
	1	Main Set	63-62	113M Std-10-20	Performance; 3/4 grooved
	1	Main Set	63-62	4040M Std-1-10-20-30	VINTAGE; Grooved upper main brgs.
	1	Rod Set	63-62	8-7050CH Std-10-20	Performance
	1	Cam Set	63	1220M Std Only	
	1	Cam Set	62	1146M Std Only	VINTAGE
	1	Oil Pump	63-62	224-43364S	High Pressure; 3/4" inlet tube; Incl. screen
	1	Inter. Shaft	63-62	224-61236	
	1	Screen Assy.	63-62	224-11236	3/4" inlet tube
	1	Kit Gasket Set	63	260-1025	VINTAGE; Int. manifold gskts. not incl.; Push rod cover gskt. not incl.
	1	Brass Block Plug Kit	63-62	381-8021	VINTAGE

400 389 6.4L (6376cc) OHV V8 (16 Valve) (Pontiac), 4.0625" Bore (GMC Eng.), 2 Bbl. "Eng. Code 37M" 1963-1962

	QTY	TIMING	YEARS	PART NO.	DESCRIPTION
VALVE TRAIN	1	3 Piece Set	63-62	KT3-350S	VINTAGE; 223-305, 223-371 not sold separately; (1) 222-350; (1) 223-305; (1) 223-371
	1	Camshaft	63-62	CS-187	VINTAGE; w/A/T; Hydraulic, (050) Duration at .050 Lobe Lift, 190 Exh., 190 Int., 111 Degrees Lobe Separation
	1	Prelube		55-403 Std Only	1.5 oz. packet
	1	Prelube		55-400 Std Only	4 oz. bottle; 1.5 oz. packet No. 55-403 also avail.
	16	Lifter	63-62	HT-951 Std Only	Hyd.
	16	Lifter, Bulk	63-62	HT-951B Std Only	Hyd.; Carton of 128
	16	Push Rod	63-62	RP-3164 Std-35-60	8.6930" O.A.L.
	16	Push Rod	63-62	RP-3213R Std Only	Chrome-Moly; 8.6900" O.A.L.
	16	Arm Assy.	63-62	R-848 Std Only	VINTAGE; Incl. arm & ball
	16	Arm	63-62	R-848A Std Only	
	8	Intake	63	V-1532 Std Only	VINTAGE; 10.5:1 C.R.; 1.8820" Head Dia., 0.3409" Stem Dia., 4.8543" O.A.L.
	8	Intake	62	V-1532 Std Only	VINTAGE; 1.8820" Head Dia., 0.3409" Stem Dia., 4.8543" O.A.L.
	16	Spring	63-62	VS-445 Std Only	VINTAGE; Loc. Inner; 1.8120" Free Height
	16	Spring	63-62	VS-446 Std Only	VINTAGE; Loc. Outer; 1.9800" Free Height

(continued on next page)

GM Car (Incl. Buick, Cad., Chev., Olds., Pontiac)

389 6.4L (6376cc) OHV V8 (16 Valve) (Pontiac), 4.0625" Bore (GMC Eng.), 2 Bbl. "Eng. Code 37M" 1963-1962 400 (cont.)

QTY	VALVE, MISC	YEARS	PART NO.	DESCRIPTION
32	Keeper	63-62	VK-115A Std Only	1 groove; Square cut key groove; Carton pack 24
32	Keeper	63-62	VK-115 Std Only	1 groove; Square cut key groove; Carton pack 32
32	Keeper	63-62	VK-115R Std Only	1 groove; Square cut key groove; Hardened
32	Keeper, Bulk	63-62	VK-115B Std Only	1 groove; Square cut key groove; Carton of 1000
16	Spring Insert	63-62	259-301A Std Only	VINTAGE; .060"; Carton of 100
QTY	PISTON	YEARS	PART NO.	DESCRIPTION
8	Cast Piston	63-62	288P Std-30-40-60	VINTAGE; Cast; .9804" Pin Dia.; 2 Rings 5/64 Groove, 1 Ring 3/16 Groove, 1.700 CD, Flat Head w/4 valve reliefs - 10.1:1 C.R.
8	Cast Piston - Individual	63-62	W288P Std-30-40-60	VINTAGE; Cast; .9804" Pin Dia.; 2 Rings 5/64 Groove, 1 Ring 3/16 Groove, 1.700 CD, Flat Head w/4 valve reliefs - 10.1:1 C.R.
QTY	RINGS	YEARS	PART NO.	DESCRIPTION
1	Premium Set	63-62	E-253K 30 30-40-60	VINTAGE; 2-5/64, 1-3/16; Premium Moly
1	Standard Set	63-62	E-253X Std-30-40-60	VINTAGE; 2-5/64, 1-3/16; Iron
QTY	ENGINE BEARINGS	YEARS	PART NO.	DESCRIPTION
1	Main Set	63-62	113M Std-10-20	Performance; 3/4 grooved
1	Main Set	63-62	4040M Std-1-10-20-30	VINTAGE; Grooved upper main brgs.
1	Rod Set	63-62	8-7050CH Std-10-20	Performance
1	Cam Set	63	1220M Std Only	
1	Cam Set	62	1146M Std Only	VINTAGE
QTY	OIL PUMP	YEARS	PART NO.	DESCRIPTION
1	Oil Pump	63-62	224-43364S	High Pressure; 3/4" inlet tube; Incl. screen
1	Inter. Shaft	63-62	224-61236	
1	Screen Assy.	63-62	224-11236	3/4" inlet tube
QTY	GASKETS	YEARS	PART NO.	DESCRIPTION
1	Kit Gasket Set	63	260-1025	VINTAGE; Int. manifold gskts. not incl.; Push rod cover gskt. not incl.
QTY	FREEZE PLUGS	YEARS	PART NO.	DESCRIPTION
1	Brass Block Plug Kit	63-62	381-8021	VINTAGE
1	Steel Block Plug Kit	63-62	381-4028	
1	Brass Deep Cup Freeze Plug	63-62	381-9010	0.938" Diameter
1	Brass Deep Cup Freeze Plug	63-62	381-9026	1.953" Diameter
1	Steel Deep Cup Freeze Plug	63-62	381-3039	0.938" Diameter
1	Steel Deep Cup Freeze Plug	63-62	381-3042	1.953" Diameter
1	Steel Deep Cup Freeze Plug	63-62	381-3112	2.063" Diameter

389 6.4L (6376cc) OHV V8 (16 Valve) (Pontiac), 4.0625" Bore (GMC Eng.), 4 Bbl. "Eng. Code 38P" 1963-1962 401

QTY	TIMING	YEARS	PART NO.	DESCRIPTION
1	3 Piece Set	63-62	KT3-350S	VINTAGE; 223-305, 223-371 not sold separately; (1) 222-350; (1) 223-305; (1) 223-371
QTY	CAMSHAFT/LIFTER	YEARS	PART NO.	DESCRIPTION
16	Lifter	63-62	HT-951 Std Only	Hyd.
16	Lifter, Bulk	63-62	HT-951B Std Only	Hyd.; Carton of 128
QTY	PUSH ROD	YEARS	PART NO.	DESCRIPTION
16	Push Rod	63-62	RP-3164 Std-35-60	8.6930" O.A.L.
16	Push Rod	63-62	RP-3213R Std Only	Chrome-Moly; 8.6900" O.A.L.
QTY	ROCKER PARTS	YEARS	PART NO.	DESCRIPTION
16	Arm Assy.	63-62	R-848 Std Only	VINTAGE; Incl. arm & ball
16	Arm	63-62	R-848A Std Only	
QTY	VALVE	YEARS	PART NO.	DESCRIPTION
8	Intake	63	V-1532 Std Only	VINTAGE; 10.5:1 C.R.; 1.8820" Head Dia., 0.3409" Stem Dia., 4.8543" O.A.L.
8	Intake	62	V-1532 Std Only	VINTAGE; 1.8820" Head Dia., 0.3409" Stem Dia., 4.8543" O.A.L.
QTY	VALVE SPRING	YEARS	PART NO.	DESCRIPTION
16	Spring	63-62	VS-445 Std Only	VINTAGE; Loc. Inner; 1.8120" Free Height
16	Spring	63-62	VS-446 Std Only	VINTAGE; Loc. Outer; 1.9800" Free Height
QTY	VALVE SEAL	YEARS	PART NO.	DESCRIPTION
16	Valve Stem Seal	63-62	MV-1233C Std Only	O-Ring; (RBB) Rubber
16	Valve Stem Seal	63-62	ST-2092 Std Only	Positive type, Metal Clad; (RBB) Rubber
16	Valve Stem Seal	63-62	ST-2003 Std Only	Positive type; Installation requires valve guide machining; (RBB) Rubber
16	Valve Stem Seal Bulk	63-62	MV-1233 Std Only	O-Ring; Carton of 100; (RBB) Rubber
16	Valve Stem Seal Bulk	63-62	ST-2003BC Std Only	Positive type; Installation requires valve guide machining; Carton of 100; (RBB) Rubber

(continued on next page)

GM Car (Incl. Buick, Cad., Chev., Olds., Pontiac)

401 389 6.4L (6376cc) OHV V8 (16 Valve) (Pontiac), 4.0625" Bore (GMC Eng.), 4 Bbl. "Eng. Code 38P" 1963-1962 (cont.)

QTY	VALVE SEAT	YEARS	PART NO.	DESCRIPTION
8	Seat	63-62	245-1937-1 Std Only	Loc. Int.; 1.9425" OD, 1.6875" ID, 0.2480" Depth
32	VALVE, MISC Keeper	63-62	VK-115A Std Only	1 groove; Square cut key groove; Carton pack 24
32	Keeper	63-62	VK-115 Std Only	1 groove; Square cut key groove; Carton pack 32
32	Keeper	63-62	VK-115R Std Only	1 groove; Square cut key groove; Hardened
32	Keeper, Bulk	63-62	VK-115B Std Only	1 groove; Square cut key groove; Carton of 1000
16	Spring Insert	63-62	259-301A Std Only	VINTAGE; .060"; Carton of 100
8	PISTON Cast Piston	63-62	288P Std-30-40-60	VINTAGE; Cast; .9804" Pin Dia.; 2 Rings 5/64 Groove, 1 Ring 3/16 Groove, 1.700 CD, Flat Head w/4 valve reliefs - 10.1:1 C.R.
8	Cast Piston - Individual	63-62	W288P Std-30-40-60	VINTAGE; Cast; .9804" Pin Dia.; 2 Rings 5/64 Groove, 1 Ring 3/16 Groove, 1.700 CD, Flat Head w/4 valve reliefs - 10.1:1 C.R.
1	RINGS Premium Set	63-62	E-253K 30 30-40-60	VINTAGE; 2-5/64, 1-3/16; Premium Moly
1	Standard Set	63-62	E-253X Std-30-40-60	VINTAGE; 2-5/64, 1-3/16; Iron
1	ENGINE BEARINGS Main Set	63-62	113M Std-10-20	Performance; 3/4 grooved
1	Main Set	63-62	4040M Std-1-10-20-30	VINTAGE; Grooved upper main brgs.
1	Rod Set	63-62	8-7050CH Std-10-20	Performance
1	Cam Set	63	1220M Std Only	
1	Cam Set	62	1146M Std Only	VINTAGE
1	OIL PUMP Oil Pump	63-62	224-43364S	High Pressure; 3/4" inlet tube; Incl. screen
1	Inter. Shaft	63-62	224-61236	
1	Screen Assy.	63-62	224-11236	3/4" inlet tube
1	GASKETS Kit Gasket Set	63	260-1025	VINTAGE; Int. manifold gskts. not incl.; Push rod cover gskt. not incl.
1	FREEZE PLUGS Brass Block Plug Kit	63-62	381-8021	VINTAGE
1	Steel Block Plug Kit	63-62	381-4028	
1	Brass Deep Cup Freeze Plug	63-62	381-9010	0.938" Diameter
1	Brass Deep Cup Freeze Plug	63-62	381-9026	1.953" Diameter
1	Steel Deep Cup Freeze Plug	63-62	381-3039	0.938" Diameter
1	Steel Deep Cup Freeze Plug	63-62	381-3042	1.953" Diameter
1	Steel Deep Cup Freeze Plug	63-62	381-3112	2.063" Diameter

402 389 6.4L (6376cc) OHV V8 (16 Valve) (Pontiac), 4.0625" Bore (GMC Eng.), 4 Bbl. "Eng. Code 39N" 1962

QTY	TIMING	YEARS	PART NO.	DESCRIPTION
1	3 Piece Set	62	KT3-350S	VINTAGE; 223-305, 223-371 not sold separately; (1) 222-350; (1) 223-305; (1) 223-371
16	CAMSHAFT/LIFTER Lifter	62	HT-951 Std Only	Hyd.
16	Lifter, Bulk	62	HT-951B Std Only	Hyd.; Carton of 128
16	PUSH ROD Push Rod	62	RP-3164 Std-35-60	8.6930" O.A.L.
16	Push Rod	62	RP-3213R Std Only	Chrome-Moly; 8.6900" O.A.L.
16	ROCKER PARTS Arm Assy.	62	R-848 Std Only	VINTAGE; Incl. arm & ball
16	Arm	62	R-848A Std Only	
8	VALVE Intake	62	V-1532 Std Only	VINTAGE; 1.8820" Head Dia., 0.3409" Stem Dia., 4.8543" O.A.L.
16	VALVE SPRING Spring	62	VS-445 Std Only	VINTAGE; Loc. Inner; 1.8120" Free Height
16	Spring	62	VS-446 Std Only	VINTAGE; Loc. Outer; 1.9800" Free Height
16	VALVE SEAL Valve Stem Seal	62	MV-1233C Std Only	O-Ring; (RBB) Rubber
16	Valve Stem Seal	62	ST-2092 Std Only	Positive type, Metal Clad; (RBB) Rubber
16	Valve Stem Seal	62	ST-2003 Std Only	Positive type; Installation requires valve guide machining; (RBB) Rubber
16	Valve Stem Seal Bulk	62	MV-1233 Std Only	O-Ring; Carton of 100; (RBB) Rubber
16	Valve Stem Seal Bulk	62	ST-2003BC Std Only	Positive type; Installation requires valve guide machining; Carton of 100; (RBB) Rubber

(continued on next page)

GM Car (Incl. Buick, Cad., Chev., Olds., Pontiac)

389 6.4L (6376cc) OHV V8 (16 Valve) (Pontiac), 4.0625" Bore (GMC Eng.), 4 Bbl. "Eng. Code 39N" 1962 402
(cont.)

QTY	VALVE SEAT	YEARS	PART NO.	DESCRIPTION
8	Seat	62	245-1937-1 Std Only	Loc. Int.; 1.9425" OD, 1.6875" ID, 0.2480" Depth
QTY	VALVE, MISC	YEARS	PART NO.	DESCRIPTION
32	Keeper	62	VK-115A Std Only	1 groove; Square cut key groove; Carton pack 24
32	Keeper	62	VK-115 Std Only	1 groove; Square cut key groove; Carton pack 32
32	Keeper	62	VK-115R Std Only	1 groove; Square cut key groove; Hardened
32	Keeper, Bulk	62	VK-115B Std Only	1 groove; Square cut key groove; Carton of 1000
16	Spring Insert	62	259-301A Std Only	VINTAGE; .060"; Carton of 100
QTY	PISTON	YEARS	PART NO.	DESCRIPTION
8	Cast Piston	62	288P Std-30-40-60	VINTAGE; Cast; .9804" Pin Dia.; 2 Rings 5/64 Groove, 1 Ring 3/16 Groove, 1.700 CD, Flat Head w/4 valve reliefs - 10.1:1 C.R.
8	Cast Piston - Individual	62	W288P Std-30-40-60	VINTAGE; Cast; .9804" Pin Dia.; 2 Rings 5/64 Groove, 1 Ring 3/16 Groove, 1.700 CD, Flat Head w/4 valve reliefs - 10.1:1 C.R.
QTY	RINGS	YEARS	PART NO.	DESCRIPTION
1	Premium Set	62	E-253K 30 30-40-60	VINTAGE; 2-5/64, 1-3/16; Premium Moly
1	Standard Set	62	E-253X Std-30-40-60	VINTAGE; 2-5/64, 1-3/16; Iron
QTY	ENGINE BEARINGS	YEARS	PART NO.	DESCRIPTION
1	Main Set	62	113M Std-10-20	Performance; 3/4 grooved
1	Main Set	62	4040M Std-1-10-20-30	VINTAGE; Grooved upper main brgs.
1	Rod Set	62	8-7050CH Std-10-20	Performance
1	Cam Set	62	1146M Std Only	VINTAGE
QTY	OIL PUMP	YEARS	PART NO.	DESCRIPTION
1	Oil Pump	62	224-43364S	High Pressure; 3/4" inlet tube; Incl. screen
1	Inter. Shaft	62	224-61236	
1	Screen Assy.	62	224-11236	3/4" inlet tube
QTY	FREEZE PLUGS	YEARS	PART NO.	DESCRIPTION
1	Brass Block Plug Kit	62	381-8021	VINTAGE
1	Steel Block Plug Kit	62	381-4028	
1	Brass Deep Cup Freeze Plug	62	381-9010	0.938" Diameter
1	Brass Deep Cup Freeze Plug	62	381-9026	1.953" Diameter
1	Steel Deep Cup Freeze Plug	62	381-3039	0.938" Diameter
1	Steel Deep Cup Freeze Plug	62	381-3042	1.953" Diameter
1	Steel Deep Cup Freeze Plug	62	381-3112	2.063" Diameter

389 6.4L (6376cc) OHV V8 (16 Valve) (Pontiac), 4.0625" Bore (GMC Eng.), 2 Bbl. "Eng. Code 40R" 1963-1962 403

QTY	TIMING	YEARS	PART NO.	DESCRIPTION
1	3 Piece Set	63-62	KT3-350S	VINTAGE; 223-305, 223-371 not sold separately; (1) 222-350; (1) 223-305; (1) 223-371
QTY	CAMSHAFT/LIFTER	YEARS	PART NO.	DESCRIPTION
1	Camshaft	63-62	CS-187	VINTAGE; w/A/T; Hydraulic, (050) Duration at .050 Lobe Lift, 190 Exh., 190 Int., 111 Degrees Lobe Separation
1	Prelube		55-403 Std Only	1.5 oz. packet
1	Prelube		55-400 Std Only	4 oz. bottle; 1.5 oz. packet No. 55-403 also avail.
16	Lifter	63-62	HT-951 Std Only	Hyd.
16	Lifter, Bulk	63-62	HT-951B Std Only	Hyd.; Carton of 128
QTY	PUSH ROD	YEARS	PART NO.	DESCRIPTION
16	Push Rod	63-62	RP-3164 Std-35-60	8.6930" O.A.L.
16	Push Rod	63-62	RP-3213R Std Only	Chrome-Moly; 8.6900" O.A.L.
QTY	ROCKER PARTS	YEARS	PART NO.	DESCRIPTION
16	Arm Assy.	63-62	R-848 Std Only	VINTAGE; Incl. arm & ball
16	Arm	63-62	R-848A Std Only	
QTY	VALVE	YEARS	PART NO.	DESCRIPTION
8	Intake	63	V-1532 Std Only	VINTAGE; 10.5:1 C.R.; 1.8820" Head Dia., 0.3409" Stem Dia., 4.8543" O.A.L.
8	Intake	62	V-1532 Std Only	VINTAGE; 1.8820" Head Dia., 0.3409" Stem Dia., 4.8543" O.A.L.
QTY	VALVE SPRING	YEARS	PART NO.	DESCRIPTION
16	Spring	63-62	VS-445 Std Only	VINTAGE; Loc. Inner; 1.8120" Free Height
16	Spring	63-62	VS-446 Std Only	VINTAGE; Loc. Outer; 1.9800" Free Height
QTY	VALVE SEAL	YEARS	PART NO.	DESCRIPTION
16	Valve Stem Seal	63-62	MV-1233C Std Only	O-Ring; (RBB) Rubber
16	Valve Stem Seal	63-62	ST-2092 Std Only	Positive type, Metal Clad; (RBB) Rubber
16	Valve Stem Seal	63-62	ST-2003 Std Only	Positive type; Installation requires valve guide machining; (RBB) Rubber
16	Valve Stem Seal Bulk	63-62	MV-1233 Std Only	O-Ring; Carton of 100; (RBB) Rubber

(continued on next page)

GM Car (Incl. Buick, Cad., Chev., Olds., Pontiac)

403 389 6.4L (6376cc) OHV V8 (16 Valve) (Pontiac), 4.0625" Bore (GMC Eng.), 2 Bbl. "Eng. Code 40R" 1963-1962
(cont.)

QTY	VALVE SEAL (cont.)	YEARS	PART NO.	DESCRIPTION
16	Valve Stem Seal Bulk	63-62	ST-2003BC Std Only	Positive type; Installation requires valve guide machining; Carton of 100; (RBB) Rubber
QTY	VALVE SEAT	YEARS	PART NO.	DESCRIPTION
8	Seat	63-62	245-1937-1 Std Only	Loc. Int.; 1.9425" OD, 1.6875" ID, 0.2480" Depth
QTY	VALVE, MISC	YEARS	PART NO.	DESCRIPTION
32	Keeper	63-62	VK-115A Std Only	1 groove; Square cut key groove; Carton pack 24
32	Keeper	63-62	VK-115 Std Only	1 groove; Square cut key groove; Carton pack 32
32	Keeper	63-62	VK-115R Std Only	1 groove; Square cut key groove; Hardened
32	Keeper, Bulk	63-62	VK-115B Std Only	1 groove; Square cut key groove; Carton of 1000
16	Spring Insert	63-62	259-301A Std Only	VINTAGE; .060"; Carton of 100
QTY	PISTON	YEARS	PART NO.	DESCRIPTION
8	Cast Piston	63-62	288P Std-30-40-60	VINTAGE; Cast; .9804" Pin Dia.; 2 Rings 5/64 Groove, 1 Ring 3/16 Groove, 1.700 CD, Flat Head w/4 valve reliefs - 10.1:1 C.R.
8	Cast Piston - Individual	63-62	W288P Std-30-40-60	VINTAGE; Cast; .9804" Pin Dia.; 2 Rings 5/64 Groove, 1 Ring 3/16 Groove, 1.700 CD, Flat Head w/4 valve reliefs - 10.1:1 C.R.
QTY	RINGS	YEARS	PART NO.	DESCRIPTION
1	Premium Set	63-62	E-253K 30 30-40-60	VINTAGE; 2-5/64, 1-3/16; Premium Moly
1	Standard Set	63-62	E-253X Std-30-40-60	VINTAGE; 2-5/64, 1-3/16; Iron
QTY	ENGINE BEARINGS	YEARS	PART NO.	DESCRIPTION
1	Main Set	63-62	113M Std-10-20	Performance; 3/4 grooved
1	Main Set	63-62	4040M Std-1-10-20-30	VINTAGE; Grooved upper main brgs.
1	Rod Set	63-62	8-7050CH Std-10-20	Performance
1	Cam Set	63	1220M Std Only	
1	Cam Set	62	1146M Std Only	VINTAGE
QTY	OIL PUMP	YEARS	PART NO.	DESCRIPTION
1	Oil Pump	63-62	224-43364S	High Pressure; 3/4" inlet tube; Incl. screen
1	Inter. Shaft	63-62	224-61236	
1	Screen Assy.	63-62	224-11236	3/4" inlet tube
QTY	GASKETS	YEARS	PART NO.	DESCRIPTION
1	Kit Gasket Set	63	260-1025	VINTAGE; Int. manifold gskts. not incl.; Push rod cover gskt. not incl.
QTY	FREEZE PLUGS	YEARS	PART NO.	DESCRIPTION
1	Brass Block Plug Kit	63-62	381-8021	VINTAGE
1	Steel Block Plug Kit	63-62	381-4028	
1	Brass Deep Cup Freeze Plug	63-62	381-9010	0.938" Diameter
1	Brass Deep Cup Freeze Plug	63-62	381-9026	1.953" Diameter
1	Steel Deep Cup Freeze Plug	63-62	381-3039	0.938" Diameter
1	Steel Deep Cup Freeze Plug	63-62	381-3042	1.953" Diameter
1	Steel Deep Cup Freeze Plug	63-62	381-3112	2.063" Diameter

404 389 6.4L (6376cc) OHV V8 (16 Valve) (Pontiac), 4.0625" Bore (GMC Eng.), 2 Bbl. "Eng. Code 41M" 1962

QTY	TIMING	YEARS	PART NO.	DESCRIPTION
1	3 Piece Set	62	KT3-350S	VINTAGE; 223-305, 223-371 not sold separately; (1) 222-350; (1) 223-305; (1) 223-371
QTY	CAMSHAFT/LIFTER	YEARS	PART NO.	DESCRIPTION
1	Camshaft	62	CS-187	VINTAGE; w/A/T; Hydraulic, (050) Duration at .050 Lobe Lift, 190 Exh., 190 Int., 111 Degrees Lobe Separation
1	Prelube		55-403 Std Only	1.5 oz. packet
1	Prelube		55-400 Std Only	4 oz. bottle; 1.5 oz. packet No. 55-403 also avail.
16	Lifter	62	HT-951 Std Only	Hyd.
16	Lifter, Bulk	62	HT-951B Std Only	Hyd.; Carton of 128
QTY	PUSH ROD	YEARS	PART NO.	DESCRIPTION
16	Push Rod	62	RP-3164 Std-35-60	8.6930" O.A.L.
16	Push Rod	62	RP-3213R Std Only	Chrome-Moly; 8.6900" O.A.L.
QTY	ROCKER PARTS	YEARS	PART NO.	DESCRIPTION
16	Arm Assy.	62	R-848 Std Only	VINTAGE; Incl. arm & ball
16	Arm	62	R-848A Std Only	
QTY	VALVE	YEARS	PART NO.	DESCRIPTION
8	Intake	62	V-1532 Std Only	VINTAGE; 1.8820" Head Dia., 0.3409" Stem Dia., 4.8543" O.A.L.
QTY	VALVE SPRING	YEARS	PART NO.	DESCRIPTION
16	Spring	62	VS-445 Std Only	VINTAGE; Loc. Inner; 1.8120" Free Height
16	Spring	62	VS-446 Std Only	VINTAGE; Loc. Outer; 1.9800" Free Height

(continued on next page)

GM Car (Incl. Buick, Cad., Chev., Olds., Pontiac)

389 6.4L (6376cc) OHV V8 (16 Valve) (Pontiac), 4.0625" Bore (GMC Eng.), 2 Bbl. "Eng. Code 41M" 1962 404 (cont.)

QTY	VALVE SEAL	YEARS	PART NO.	DESCRIPTION
16	Valve Stem Seal	62	MV-1233C Std Only	O-Ring; (RBB) Rubber
16	Valve Stem Seal	62	ST-2092 Std Only	Positive type, Metal Clad; (RBB) Rubber
16	Valve Stem Seal	62	ST-2003 Std Only	Positive type; Installation requires valve guide machining; (RBB) Rubber
16	Valve Stem Seal Bulk	62	MV-1233 Std Only	O-Ring; Carton of 100; (RBB) Rubber
16	Valve Stem Seal Bulk	62	ST-2003BC Std Only	Positive type; Installation requires valve guide machining; Carton of 100; (RBB) Rubber
QTY	VALVE SEAT	YEARS	PART NO.	DESCRIPTION
8	Seat	62	245-1937-1 Std Only	Loc. Int.; 1.9425" OD, 1.6875" ID, 0.2480" Depth
QTY	VALVE, MISC	YEARS	PART NO.	DESCRIPTION
32	Keeper	62	VK-115A Std Only	1 groove; Square cut key groove; Carton pack 24
32	Keeper	62	VK-115 Std Only	1 groove; Square cut key groove; Carton pack 32
32	Keeper	62	VK-115R Std Only	1 groove; Square cut key groove; Hardened
32	Keeper, Bulk	62	VK-115B Std Only	1 groove; Square cut key groove; Carton of 1000
16	Spring Insert	62	259-301A Std Only	VINTAGE; .060"; Carton of 100
QTY	PISTON	YEARS	PART NO.	DESCRIPTION
8	Cast Piston	62	288P Std-30-40-60	VINTAGE; Cast; .9804" Pin Dia.; 2 Rings 5/64 Groove, 1 Ring 3/16 Groove, 1.700 CD, Flat Head w/4 valve reliefs - 10.1:1 C.R.
8	Cast Piston - Individual	62	W288P Std-30-40-60	VINTAGE; Cast; .9804" Pin Dia.; 2 Rings 5/64 Groove, 1 Ring 3/16 Groove, 1.700 CD, Flat Head w/4 valve reliefs - 10.1:1 C.R.
QTY	RINGS	YEARS	PART NO.	DESCRIPTION
1	Premium Set	62	E-253K 30 30-40-60	VINTAGE; 2-5/64, 1-3/16; Premium Moly
1	Standard Set	62	E-253X Std-30-40-60	VINTAGE; 2-5/64, 1-3/16; Iron
QTY	ENGINE BEARINGS	YEARS	PART NO.	DESCRIPTION
1	Main Set	62	113M Std-10-20	Performance; 3/4 grooved
1	Main Set	62	4040M Std-1-10-20-30	VINTAGE; Grooved upper main brgs.
1	Rod Set	62	8-7050CH Std-10-20	Performance
1	Cam Set	62	1146M Std Only	VINTAGE
QTY	OIL PUMP	YEARS	PART NO.	DESCRIPTION
1	Oil Pump	62	224-43364S	High Pressure; 3/4" inlet tube; Incl. screen
1	Inter. Shaft	62	224-61236	
1	Screen Assy.	62	224-11236	3/4" inlet tube
QTY	FREEZE PLUGS	YEARS	PART NO.	DESCRIPTION
1	Brass Block Plug Kit	62	381-8021	VINTAGE
1	Steel Block Plug Kit	62	381-4028	
1	Brass Deep Cup Freeze Plug	62	381-9010	0.938" Diameter
1	Brass Deep Cup Freeze Plug	62	381-9026	1.953" Diameter
1	Steel Deep Cup Freeze Plug	62	381-3039	0.938" Diameter
1	Steel Deep Cup Freeze Plug	62	381-3042	1.953" Diameter
1	Steel Deep Cup Freeze Plug	62	381-3112	2.063" Diameter

389 6.4L (6376cc) OHV V8 (16 Valve) (Pontiac), 4.0625" Bore (GMC Eng.), 2 Bbl. "Eng. Code 41R" 1963-1962 405

QTY	TIMING	YEARS	PART NO.	DESCRIPTION
1	3 Piece Set	63-62	KT3-350S	VINTAGE; 223-305, 223-371 not sold separately; (1) 222-350; (1) 223-305; (1) 223-371
QTY	CAMSHAFT/LIFTER	YEARS	PART NO.	DESCRIPTION
1	Camshaft	63-62	CS-187	VINTAGE; w/A/T; Hydraulic, (050) Duration at .050 Lobe Lift, 190 Exh., 190 Int., 111 Degrees Lobe Separation
1	Prelube		55-403 Std Only	1.5 oz. packet
1	Prelube		55-400 Std Only	4 oz. bottle; 1.5 oz. packet No. 55-403 also avail.
16	Lifter	63-62	HT-951 Std Only	Hyd.
16	Lifter, Bulk	63-62	HT-951B Std Only	Hyd.; Carton of 128
QTY	PUSH ROD	YEARS	PART NO.	DESCRIPTION
16	Push Rod	63-62	RP-3164 Std-35-60	8.6930" O.A.L.
16	Push Rod	63-62	RP-3213R Std Only	Chrome-Moly; 8.6900" O.A.L.
QTY	ROCKER PARTS	YEARS	PART NO.	DESCRIPTION
16	Arm Assy.	63-62	R-848 Std Only	VINTAGE; Incl. arm & ball
16	Arm	63-62	R-848A Std Only	
QTY	VALVE	YEARS	PART NO.	DESCRIPTION
8	Intake	63	V-1532 Std Only	VINTAGE; 10.5:1 C.R.; 1.8820" Head Dia., 0.3409" Stem Dia., 4.8543" O.A.L.
8	Intake	62	V-1532 Std Only	VINTAGE; 1.8820" Head Dia., 0.3409" Stem Dia., 4.8543" O.A.L.
QTY	VALVE SPRING	YEARS	PART NO.	DESCRIPTION
16	Spring	63-62	VS-445 Std Only	VINTAGE; Loc. Inner; 1.8120" Free Height

(continued on next page)

GM Car (Incl. Buick, Cad., Chev., Olds., Pontiac)

405 389 6.4L (6376cc) OHV V8 (16 Valve) (Pontiac), 4.0625" Bore (GMC Eng.), 2 Bbl. "Eng. Code 41R" 1963-1962
(cont.)

VALVE TRAIN	QTY	VALVE SPRING (cont.)	YEARS	PART NO.	DESCRIPTION	VALVE TRAIN
	16	Spring	63-62	VS-446 Std Only	VINTAGE; Loc. Outer; 1.9800" Free Height	
	16	Valve Stem Seal	63-62	MV-1233C Std Only	O-Ring; (RBB) Rubber	
	16	Valve Stem Seal	63-62	ST-2092 Std Only	Positive type, Metal Clad; (RBB) Rubber	
	16	Valve Stem Seal	63-62	ST-2003 Std Only	Positive type; Installation requires valve guide machining; (RBB) Rubber	
	16	Valve Stem Seal Bulk	63-62	MV-1233 Std Only	O-Ring; Carton of 100; (RBB) Rubber	
	16	Valve Stem Seal Bulk	63-62	ST-2003BC Std Only	Positive type; Installation requires valve guide machining; Carton of 100; (RBB) Rubber	
	8	Valve Seat Seat	63-62	245-1937-1 Std Only	Loc. Int.; 1.9425" OD, 1.6875" ID, 0.2480" Depth	
	32	Valve, MISC Keeper	63-62	VK-115A Std Only	1 groove; Square cut key groove; Carton pack 24	
	32	Keeper	63-62	VK-115 Std Only	1 groove; Square cut key groove; Carton pack 32	
	32	Keeper	63-62	VK-115R Std Only	1 groove; Square cut key groove; Hardened	
	32	Keeper, Bulk	63-62	VK-115B Std Only	1 groove; Square cut key groove; Carton of 1000	
	16	Spring Insert	63-62	259-301A Std Only	VINTAGE; .060"; Carton of 100	
	8	PISTON Cast Piston	63-62	288P Std-30-40-60	VINTAGE; Cast; .9804" Pin Dia.; 2 Rings 5/64 Groove, 1 Ring 3/16 Groove, 1.700 CD, Flat Head w/4 valve reliefs - 10.1:1 C.R.	
	8	Cast Piston - Individual	63-62	W288P Std-30-40-60	VINTAGE; Cast; .9804" Pin Dia.; 2 Rings 5/64 Groove, 1 Ring 3/16 Groove, 1.700 CD, Flat Head w/4 valve reliefs - 10.1:1 C.R.	
	1	RINGS Premium Set	63-62	E-253K 30 30-40-60	VINTAGE; 2-5/64, 1-3/16; Premium Moly	
	1	Standard Set	63-62	E-253X Std-30-40-60	VINTAGE; 2-5/64, 1-3/16; Iron	
	1	ENGINE BEARINGS Main Set	63-62	113M Std-10-20	Performance; 3/4 grooved	
	1	Main Set	63-62	4040M Std-1-10-20-30	VINTAGE; Grooved upper main brgs.	
	1	Rod Set	63-62	8-7050CH Std-10-20	Performance	
	1	Cam Set	63	1220M Std Only		
	1	Cam Set	62	1146M Std Only	VINTAGE	
	1	OIL PUMP Oil Pump	63-62	224-43364S	High Pressure; 3/4" inlet tube; Incl. screen	
	1	Inter. Shaft	63-62	224-61236		
	1	Screen Assy.	63-62	224-11236	3/4" inlet tube	
	1	GASKETS Kit Gasket Set	63	260-1025	VINTAGE; Int. manifold gskts. not incl.; Push rod cover gskt. not incl.	
	1	FREEZE PLUGS Brass Block Plug Kit	63-62	381-8021	VINTAGE	
	1	Steel Block Plug Kit	63-62	381-4028		
	1	Brass Deep Cup Freeze Plug	63-62	381-9010	0.938" Diameter	
	1	Brass Deep Cup Freeze Plug	63-62	381-9026	1.953" Diameter	
	1	Steel Deep Cup Freeze Plug	63-62	381-3039	0.938" Diameter	
	1	Steel Deep Cup Freeze Plug	63-62	381-3042	1.953" Diameter	
	1	Steel Deep Cup Freeze Plug	63-62	381-3112	2.063" Diameter	

406 389 6.4L (6376cc) OHV V8 (16 Valve) (Pontiac), 4.0625" Bore (GMC Eng.), 2 Bbl. "Eng. Code 44M" 1963-1962

VALVE TRAIN	QTY	TIMING	YEARS	PART NO.	DESCRIPTION	VALVE TRAIN
	1	3 Piece Set	63-62	KT3-350S	VINTAGE; 223-305, 223-371 not sold separately; (1) 222-350; (1) 223-305; (1) 223-371	
	1	CAMSHAFT/LIFTER Camshaft	63-62	CS-187	VINTAGE; w/A/T; Hydraulic, (050) Duration at .050 Lobe Lift, 190 Exh., 190 Int., 111 Degrees Lobe Separation	
	1	Prelube		55-403 Std Only	1.5 oz. packet	
	1	Prelube		55-400 Std Only	4 oz. bottle; 1.5 oz. packet No. 55-403 also avail.	
	16	Lifter	63-62	HT-951 Std Only	Hyd.	
	16	Lifter, Bulk	63-62	HT-951B Std Only	Hyd.; Carton of 128	
	16	PUSH ROD Push Rod	63-62	RP-3164 Std-35-60	8.6930" O.A.L.	
	16	Push Rod	63-62	RP-3213R Std Only	Chrome-Moly; 8.6900" O.A.L.	
	16	ROCKER PARTS Arm Assy.	63-62	R-848 Std Only	VINTAGE; Incl. arm & ball	
	16	Arm	63-62	R-848A Std Only		

(continued on next page)

GM Car (Incl. Buick, Cad., Chev., Olds., Pontiac)

389 6.4L (6376cc) OHV V8 (16 Valve) (Pontiac), 4.0625" Bore (GMC Eng.), 2 Bbl. "Eng. Code 44M" 1963-1962 406 (cont.)

VALVE TRAIN	QTY	VALVE	YEARS	PART NO.	DESCRIPTION
	8	Intake	63	V-1532 Std Only	VINTAGE; 10.5:1 C.R.; 1.8820" Head Dia., 0.3409" Stem Dia., 4.8543" O.A.L.
	8	Intake	62	V-1532 Std Only	VINTAGE; 1.8820" Head Dia., 0.3409" Stem Dia., 4.8543" O.A.L.
	16	Spring	63-62	VS-445 Std Only	VINTAGE; Loc. Inner; 1.8120" Free Height
	16	Spring	63-62	VS-446 Std Only	VINTAGE; Loc. Outer; 1.9800" Free Height
	16	Valve Stem Seal	63-62	MV-1233C Std Only	O-Ring; (RBB) Rubber
	16	Valve Stem Seal	63-62	ST-2092 Std Only	Positive type, Metal Clad; (RBB) Rubber
	16	Valve Stem Seal	63-62	ST-2003 Std Only	Positive type; Installation requires valve guide machining; (RBB) Rubber
	16	Valve Stem Seal Bulk	63-62	MV-1233 Std Only	O-Ring; Carton of 100; (RBB) Rubber
	16	Valve Stem Seal Bulk	63-62	ST-2003BC Std Only	Positive type; Installation requires valve guide machining; Carton of 100; (RBB) Rubber
	8	Seat	63-62	245-1937-1 Std Only	Loc. Int.; 1.9425" OD, 1.6875" ID, 0.2480" Depth
	32	Keeper	63-62	VK-115A Std Only	1 groove; Square cut key groove; Carton pack 24
	32	Keeper	63-62	VK-115 Std Only	1 groove; Square cut key groove; Carton pack 32
	32	Keeper	63-62	VK-115R Std Only	1 groove; Square cut key groove; Hardened
	32	Keeper, Bulk	63-62	VK-115B Std Only	1 groove; Square cut key groove; Carton of 1000
	16	Spring Insert	63-62	259-301A Std Only	VINTAGE; .060"; Carton of 100
	8	Cast Piston	63-62	288P Std-30-40-60	VINTAGE; Cast; .9804" Pin Dia.; 2 Rings 5/64 Groove, 1 Ring 3/16 Groove, 1.700 CD, Flat Head w/4 valve reliefs - 10.1:1 C.R.
	8	Cast Piston - Individual	63-62	W288P Std-30-40-60	VINTAGE; Cast; .9804" Pin Dia.; 2 Rings 5/64 Groove, 1 Ring 3/16 Groove, 1.700 CD, Flat Head w/4 valve reliefs - 10.1:1 C.R.
	1	Premium Set	63-62	E-253K 30 30-40-60	VINTAGE; 2-5/64, 1-3/16; Premium Moly
	1	Standard Set	63-62	E-253X Std-30-40-60	VINTAGE; 2-5/64, 1-3/16; Iron
	1	Main Set	63-62	113M Std-10-20	Performance; 3/4 grooved
	1	Main Set	63-62	4040M Std-1-10-20-30	VINTAGE; Grooved upper main brgs.
	1	Rod Set	63-62	8-7050CH Std-10-20	Performance
	1	Cam Set	63	1220M Std Only	
	1	Cam Set	62	1146M Std Only	VINTAGE
	1	Oil Pump	63-62	224-43364S	High Pressure; 3/4" inlet tube; Incl. screen
	1	Inter. Shaft	63-62	224-61236	
	1	Screen Assy.	63-62	224-11236	3/4" inlet tube
	1	Kit Gasket Set	63	260-1025	VINTAGE; Int. manifold gsks. not incl.; Push rod cover gskt. not incl.
	1	Brass Block Plug Kit	63-62	381-8021	VINTAGE
	1	Steel Block Plug Kit	63-62	381-4028	
	1	Brass Deep Cup Freeze Plug	63-62	381-9010	0.938" Diameter
	1	Brass Deep Cup Freeze Plug	63-62	381-9026	1.953" Diameter
	1	Steel Deep Cup Freeze Plug	63-62	381-3039	0.938" Diameter
	1	Steel Deep Cup Freeze Plug	63-62	381-3042	1.953" Diameter
	1	Steel Deep Cup Freeze Plug	63-62	381-3112	2.063" Diameter

389 6.4L (6376cc) OHV V8 (16 Valve) (Pontiac), 4.0625" Bore (GMC Eng.), 4 Bbl. "Eng. Code 45P" 1963-1962 407

	1	3 Piece Set	63-62	KT3-350S	VINTAGE; 223-305, 223-371 not sold separately; (1) 222-350; (1) 223-305; (1) 223-371
	16	Lifter	63-62	HT-951 Std Only	Hyd.
	16	Lifter, Bulk	63-62	HT-951B Std Only	Hyd.; Carton of 128
	16	Push Rod	63-62	RP-3164 Std-35-60	8.6930" O.A.L.
	16	Push Rod	63-62	RP-3213R Std Only	Chrome-Moly; 8.6900" O.A.L.
	16	Arm Assy.	63-62	R-848 Std Only	VINTAGE; Incl. arm & ball

(continued on next page)

GM Car (Incl. Buick, Cad., Chev., Olds., Pontiac)

407 389 6.4L (6376cc) OHV V8 (16 Valve) (Pontiac), 4.0625" Bore (GMC Eng.), 4 Bbl. "Eng. Code 45P" 1963-1962
(cont.)

	QTY	ROCKER PARTS (cont.)	YEARS	PART NO.	DESCRIPTION
VALVE TRAIN	16	Arm	63-62	R-848A Std Only	
	8	Intake	63	V-1532 Std Only	VINTAGE; 10.5:1 C.R.; 1.8820" Head Dia., 0.3409" Stem Dia., 4.8543" O.A.L.
	8	Intake	62	V-1532 Std Only	VINTAGE; 1.8820" Head Dia., 0.3409" Stem Dia., 4.8543" O.A.L.
	16	Spring	63-62	VS-445 Std Only	VINTAGE; Loc. Inner; 1.8120" Free Height
	16	Spring	63-62	VS-446 Std Only	VINTAGE; Loc. Outer; 1.9800" Free Height
	16	Valve Stem Seal	63-62	MV-1233C Std Only	O-Ring; (RBB) Rubber
	16	Valve Stem Seal	63-62	ST-2092 Std Only	Positive type, Metal Clad; (RBB) Rubber
	16	Valve Stem Seal	63-62	ST-2003 Std Only	Positive type; Installation requires valve guide machining; (RBB) Rubber
	16	Valve Stem Seal Bulk	63-62	MV-1233 Std Only	O-Ring; Carton of 100; (RBB) Rubber
	16	Valve Stem Seal Bulk	63-62	ST-2003BC Std Only	Positive type; Installation requires valve guide machining; Carton of 100; (RBB) Rubber
8	Seat	63-62	245-1937-1 Std Only	Loc. Int.; 1.9425" OD, 1.6875" ID, 0.2480" Depth	
32	Keeper	63-62	VK-115A Std Only	1 groove; Square cut key groove; Carton pack 24	
32	Keeper	63-62	VK-115 Std Only	1 groove; Square cut key groove; Carton pack 32	
32	Keeper	63-62	VK-115R Std Only	1 groove; Square cut key groove; Hardened	
32	Keeper, Bulk	63-62	VK-115B Std Only	1 groove; Square cut key groove; Carton of 1000	
16	Spring Insert	63-62	259-301A Std Only	VINTAGE; .060"; Carton of 100	
8	Cast Piston	63-62	288P Std-30-40-60	VINTAGE; Cast; .9804" Pin Dia.; 2 Rings 5/64 Groove, 1 Ring 3/16 Groove, 1.700 CD, Flat Head w/4 valve reliefs - 10.1:1 C.R.	
8	Cast Piston - Individual	63-62	W288P Std-30-40-60	VINTAGE; Cast; .9804" Pin Dia.; 2 Rings 5/64 Groove, 1 Ring 3/16 Groove, 1.700 CD, Flat Head w/4 valve reliefs - 10.1:1 C.R.	
1	Premium Set	63-62	E-253K 30 30-40-60	VINTAGE; 2-5/64, 1-3/16; Premium Moly	
1	Standard Set	63-62	E-253X Std-30-40-60	VINTAGE; 2-5/64, 1-3/16; Iron	
1	Main Set	63-62	113M Std-10-20	Performance; 3/4 grooved	
1	Main Set	63-62	4040M Std-1-10-20-30	VINTAGE; Grooved upper main brgs.	
1	Rod Set	63-62	8-7050CH Std-10-20	Performance	
1	Cam Set	63	1220M Std Only		
1	Cam Set	62	1146M Std Only	VINTAGE	
1	Oil Pump	63-62	224-43364S	High Pressure; 3/4" inlet tube; Incl. screen	
1	Inter. Shaft	63-62	224-61236		
1	Screen Assy.	63-62	224-11236	3/4" inlet tube	
1	Kit Gasket Set	63	260-1025	VINTAGE; Int. manifold gskts. not incl.; Push rod cover gskt. not incl.	
1	Brass Block Plug Kit	63-62	381-8021	VINTAGE	
1	Steel Block Plug Kit	63-62	381-4028		
1	Brass Deep Cup Freeze Plug	63-62	381-9010	0.938" Diameter	
1	Brass Deep Cup Freeze Plug	63-62	381-9026	1.953" Diameter	
1	Steel Deep Cup Freeze Plug	63-62	381-3039	0.938" Diameter	
1	Steel Deep Cup Freeze Plug	63-62	381-3042	1.953" Diameter	
1	Steel Deep Cup Freeze Plug	63-62	381-3112	2.063" Diameter	

408 389 6.4L (6376cc) OHV V8 (16 Valve) (Pontiac), 4.0625" Bore (GMC Eng.), 4 Bbl. "Eng. Code 47N" 1962

1	3 Piece Set	62	KT3-350S	VINTAGE; 223-305, 223-371 not sold separately; (1) 222-350; (1) 223-305; (1) 223-371
16	Lifter	62	HT-951 Std Only	Hyd.
16	Lifter, Bulk	62	HT-951B Std Only	Hyd.; Carton of 128
16	Push Rod	62	RP-3164 Std-35-60	8.6930" O.A.L.

(continued on next page)

GM Car (Incl. Buick, Cad., Chev., Olds., Pontiac)

389 6.4L (6376cc) OHV V8 (16 Valve) (Pontiac), 4.0625" Bore (GMC Eng.), 4 Bbl. "Eng. Code 47N" 1962 408
(cont.)

QTY	PART NO.	YEARS	PART NO.	DESCRIPTION
16	PUSH ROD (cont.) Push Rod	62	RP-3213R Std Only	Chrome-Moly; 8.6900" O.A.L.
16	ROCKER PARTS Arm Assy.	62	R-848 Std Only	VINTAGE; Incl. arm & ball
16	Arm	62	R-848A Std Only	
8	VALVE Intake	62	V-1532 Std Only	VINTAGE; 1.8820" Head Dia., 0.3409" Stem Dia., 4.8543" O.A.L.
16	VALVE SPRING Spring	62	VS-445 Std Only	VINTAGE; Loc. Inner; 1.8120" Free Height
16	Spring	62	VS-446 Std Only	VINTAGE; Loc. Outer; 1.9800" Free Height
16	VALVE SEAL Valve Stem Seal	62	MV-1233C Std Only	O-Ring; (RBB) Rubber
16	Valve Stem Seal	62	ST-2092 Std Only	Positive type, Metal Clad; (RBB) Rubber
16	Valve Stem Seal	62	ST-2003 Std Only	Positive type; Installation requires valve guide machining; (RBB) Rubber
16	Valve Stem Seal Bulk	62	MV-1233 Std Only	O-Ring; Carton of 100; (RBB) Rubber
16	Valve Stem Seal Bulk	62	ST-2003BC Std Only	Positive type; Installation requires valve guide machining; Carton of 100; (RBB) Rubber
8	VALVE SEAT Seat	62	245-1937-1 Std Only	Loc. Int.; 1.9425" OD, 1.6875" ID, 0.2480" Depth
32	VALVE, MISC Keeper	62	VK-115A Std Only	1 groove; Square cut key groove; Carton pack 24
32	Keeper	62	VK-115 Std Only	1 groove; Square cut key groove; Carton pack 32
32	Keeper	62	VK-115R Std Only	1 groove; Square cut key groove; Hardened
32	Keeper, Bulk	62	VK-115B Std Only	1 groove; Square cut key groove; Carton of 1000
16	Spring Insert	62	259-301A Std Only	VINTAGE; .060"; Carton of 100
8	PISTON Cast Piston	62	288P Std-30-40-60	VINTAGE; Cast; .9804" Pin Dia.; 2 Rings 5/64 Groove, 1 Ring 3/16 Groove, 1.700 CD, Flat Head w/4 valve reliefs - 10.1:1 C.R.
8	Cast Piston - Individual	62	W288P Std-30-40-60	VINTAGE; Cast; .9804" Pin Dia.; 2 Rings 5/64 Groove, 1 Ring 3/16 Groove, 1.700 CD, Flat Head w/4 valve reliefs - 10.1:1 C.R.
1	RINGS Premium Set	62	E-253K 30 30-40-60	VINTAGE; 2-5/64, 1-3/16; Premium Moly
1	Standard Set	62	E-253X Std-30-40-60	VINTAGE; 2-5/64, 1-3/16; Iron
1	ENGINE BEARINGS Main Set	62	113M Std-10-20	Performance; 3/4 grooved
1	Main Set	62	4040M Std-1-10-20-30	VINTAGE; Grooved upper main brgs.
1	Rod Set	62	8-7050CH Std-10-20	Performance
1	Cam Set	62	1146M Std Only	VINTAGE
1	OIL PUMP Oil Pump	62	224-43364S	High Pressure; 3/4" inlet tube; Incl. screen
1	Inter. Shaft	62	224-61236	
1	Screen Assy.	62	224-11236	3/4" inlet tube
1	FREEZE PLUGS Brass Block Plug Kit	62	381-8021	VINTAGE
1	Steel Block Plug Kit	62	381-4028	
1	Brass Deep Cup Freeze Plug	62	381-9010	0.938" Diameter
1	Brass Deep Cup Freeze Plug	62	381-9026	1.953" Diameter
1	Steel Deep Cup Freeze Plug	62	381-3039	0.938" Diameter
1	Steel Deep Cup Freeze Plug	62	381-3042	1.953" Diameter
1	Steel Deep Cup Freeze Plug	62	381-3112	2.063" Diameter

389 6.4L (6376cc) OHV V8 (16 Valve) (Pontiac), 4.0625" Bore (GMC Eng.), 3-2 Bbl. "Eng. Code 48N" 1963 409

1	TIMING 3 Piece Set	63	KT3-350S	VINTAGE; 223-305, 223-371 not sold separately; (1) 222-350; (1) 223-305; (1) 223-371
16	CAMSHAFT/LIFTER Lifter	63	HT-951 Std Only	Hyd.
16	Lifter, Bulk	63	HT-951B Std Only	Hyd.; Carton of 128
16	PUSH ROD Push Rod	63	RP-3164 Std-35-60	8.6930" O.A.L.
16	Push Rod	63	RP-3213R Std Only	Chrome-Moly; 8.6900" O.A.L.
16	ROCKER PARTS Arm Assy.	63	R-848 Std Only	VINTAGE; Incl. arm & ball

(continued on next page)

GM Car (Incl. Buick, Cad., Chev., Olds., Pontiac)

409 389 6.4L (6376cc) OHV V8 (16 Valve) (Pontiac), 4.0625" Bore (GMC Eng.), 3-2 Bbl. "Eng. Code 48N" 1963
(cont.)

	QTY	ROCKER PARTS (cont.)	YEARS	PART NO.	DESCRIPTION
VALVE TRAIN	16	Arm	63	R-848A Std Only	
	8	VALVE Intake	63	V-1532 Std Only	VINTAGE; 10.5:1 C.R.; 1.8820" Head Dia., 0.3409" Stem Dia., 4.8543" O.A.L.
	16	VALVE SEAL Valve Stem Seal	63	MV-1233C Std Only	O-Ring; (RBB) Rubber
	16	Valve Stem Seal	63	ST-2092 Std Only	Positive type, Metal Clad; (RBB) Rubber
	16	Valve Stem Seal	63	ST-2003 Std Only	Positive type; Installation requires valve guide machining; (RBB) Rubber
	16	Valve Stem Seal Bulk	63	MV-1233 Std Only	O-Ring; Carton of 100; (RBB) Rubber
	16	Valve Stem Seal Bulk	63	ST-2003BC Std Only	Positive type; Installation requires valve guide machining; Carton of 100; (RBB) Rubber
	8	VALVE SEAT Seat	63	245-1937-1 Std Only	Loc. Int.; 1.9425" OD, 1.6875" ID, 0.2480" Depth
	32	VALVE, MISC Keeper	63	VK-115A Std Only	1 groove; Square cut key groove; Carton pack 24
	32	Keeper	63	VK-115 Std Only	1 groove; Square cut key groove; Carton pack 32
32	Keeper	63	VK-115R Std Only	1 groove; Square cut key groove; Hardened	
32	Keeper, Bulk	63	VK-115B Std Only	1 groove; Square cut key groove; Carton of 1000	
16	Spring Insert	63	259-301A Std Only	VINTAGE; .060"; Carton of 100	
BLOCK	8	PISTON Cast Piston	63	288P Std-30-40-60	VINTAGE; Cast; .9804" Pin Dia.; 2 Rings 5/64 Groove, 1 Ring 3/16 Groove, 1.700 CD, Flat Head w/4 valve reliefs - 10.1:1 C.R.
	8	Cast Piston - Individual	63	W288P Std-30-40-60	VINTAGE; Cast; .9804" Pin Dia.; 2 Rings 5/64 Groove, 1 Ring 3/16 Groove, 1.700 CD, Flat Head w/4 valve reliefs - 10.1:1 C.R.
	1	RINGS Premium Set	63	E-253K 30 30-40-60	VINTAGE; 2-5/64, 1-3/16; Premium Moly
	1	Standard Set	63	E-253X Std-30-40-60	VINTAGE; 2-5/64, 1-3/16; Iron
	1	ENGINE BEARINGS Main Set	63	113M Std-10-20	Performance; 3/4 grooved
	1	Main Set	63	4040M Std-1-10-20-30	VINTAGE; Grooved upper main brgs.
	1	Rod Set	63	8-7050CH Std-10-20	Performance
	1	Rod Set	63	8-1555CPA Std-10-20-30-40	VINTAGE
	8	Rod Pair	63	1555CPA Std-10-20-30-40	VINTAGE
	1	Cam Set	63	1220M Std Only	
	1	OIL PUMP Oil Pump	63	224-43364S	High Pressure; 3/4" inlet tube; Incl. screen
	1	Inter. Shaft	63	224-61236	
	1	Screen Assy.	63	224-11236	3/4" inlet tube
	1	GASKETS Kit Gasket Set	63	260-1025	VINTAGE; Int. manifold gskts. not incl.; Push rod cover gskt. not incl.
	1	FREEZE PLUGS Brass Block Plug Kit	63	381-8021	VINTAGE
1	Steel Block Plug Kit	63	381-4028		
1	Brass Deep Cup Freeze Plug	63	381-9010	0.938" Diameter	
1	Brass Deep Cup Freeze Plug	63	381-9026	1.953" Diameter	
1	Steel Deep Cup Freeze Plug	63	381-3039	0.938" Diameter	
1	Steel Deep Cup Freeze Plug	63	381-3042	1.953" Diameter	
1	Steel Deep Cup Freeze Plug	63	381-3112	2.063" Diameter	

410 389 6.4L (6376cc) OHV V8 (16 Valve) (Pontiac), 4.0625" Bore (GMC Eng.), 3-2 Bbl. "Eng. Code 49N" 1962

	QTY	TIMING	YEARS	PART NO.	DESCRIPTION
	1	3 Piece Set	62	KT3-350S	VINTAGE; 223-305, 223-371 not sold separately; (1) 222-350; (1) 223-305; (1) 223-371
	16	CAMSHAFT/LIFTER	YEARS	PART NO.	DESCRIPTION
	16	Lifter	62	HT-951 Std Only	Hyd.
	16	Lifter, Bulk	62	HT-951B Std Only	Hyd.; Carton of 128
	16	PUSH ROD	YEARS	PART NO.	DESCRIPTION
	16	Push Rod	62	RP-3164 Std-35-60	8.6930" O.A.L.
	16	Push Rod	62	RP-3213R Std Only	Chrome-Moly; 8.6900" O.A.L.
	16	ROCKER PARTS	YEARS	PART NO.	DESCRIPTION
	16	Arm Assy.	62	R-848 Std Only	VINTAGE; Incl. arm & ball
	16	Arm	62	R-848A Std Only	

(continued on next page)

GM Car (Incl. Buick, Cad., Chev., Olds., Pontiac)

389 6.4L (6376cc) OHV V8 (16 Valve) (Pontiac), 4.0625" Bore (GMC Eng.), 3-2 Bbl. "Eng. Code 49N" 1962 410
(cont.)

QTY	VALVE	YEARS	PART NO.	DESCRIPTION	
8	Intake	62	V-1532 Std Only	VINTAGE; 1.8820" Head Dia., 0.3409" Stem Dia., 4.8543" O.A.L.	
VALVE TRAIN	VALVE SPRING	YEARS	PART NO.	DESCRIPTION	
	16	Spring	62	VS-445 Std Only	VINTAGE; Loc. Inner; 1.8120" Free Height
	16	Spring	62	VS-446 Std Only	VINTAGE; Loc. Outer; 1.9800" Free Height
	VALVE SEAL	YEARS	PART NO.	DESCRIPTION	
	16	Valve Stem Seal	62	MV-1233C Std Only	O-Ring; (RBB) Rubber
	16	Valve Stem Seal	62	ST-2092 Std Only	Positive type, Metal Clad; (RBB) Rubber
	16	Valve Stem Seal	62	ST-2003 Std Only	Positive type; Installation requires valve guide machining; (RBB) Rubber
	16	Valve Stem Seal Bulk	62	MV-1233 Std Only	O-Ring; Carton of 100; (RBB) Rubber
	16	Valve Stem Seal Bulk	62	ST-2003BC Std Only	Positive type; Installation requires valve guide machining; Carton of 100; (RBB) Rubber
	8	Seat	62	245-1937-1 Std Only	Loc. Int.; 1.9425" OD, 1.6875" ID, 0.2480" Depth
VALVE, MISC	VALVE, MISC	YEARS	PART NO.	DESCRIPTION	
	32	Keeper	62	VK-115A Std Only	1 groove; Square cut key groove; Carton pack 24
	32	Keeper	62	VK-115 Std Only	1 groove; Square cut key groove; Carton pack 32
	32	Keeper	62	VK-115R Std Only	1 groove; Square cut key groove; Hardened
	32	Keeper, Bulk	62	VK-115B Std Only	1 groove; Square cut key groove; Carton of 1000
16	Spring Insert	62	259-301A Std Only	VINTAGE; .060"; Carton of 100	
BLOCK	PISTON	YEARS	PART NO.	DESCRIPTION	
	8	Cast Piston	62	288P Std-30-40-60	VINTAGE; Cast; .9804" Pin Dia.; 2 Rings 5/64 Groove, 1 Ring 3/16 Groove, 1.700 CD, Flat Head w/4 valve reliefs - 10.1:1 C.R.
	8	Cast Piston - Individual	62	W288P Std-30-40-60	VINTAGE; Cast; .9804" Pin Dia.; 2 Rings 5/64 Groove, 1 Ring 3/16 Groove, 1.700 CD, Flat Head w/4 valve reliefs - 10.1:1 C.R.
	RINGS	YEARS	PART NO.	DESCRIPTION	
	1	Premium Set	62	E-253K 30 30-40-60	VINTAGE; 2-5/64, 1-3/16; Premium Moly
	1	Standard Set	62	E-253X Std-30-40-60	VINTAGE; 2-5/64, 1-3/16; Iron
	ENGINE BEARINGS	YEARS	PART NO.	DESCRIPTION	
	1	Main Set	62	113M Std-10-20	Performance; 3/4 grooved
	1	Main Set	62	4040M Std-1-10-20-30	VINTAGE; Grooved upper main brgs.
	1	Rod Set	62	8-7050CH Std-10-20	Performance
	1	Rod Set	62	8-1555CPA Std-10-20-30-40	VINTAGE
	8	Rod Pair	62	1555CPA Std-10-20-30-40	VINTAGE
	1	Cam Set	62	1146M Std Only	VINTAGE
	OIL PUMP	YEARS	PART NO.	DESCRIPTION	
	1	Oil Pump	62	224-43364S	High Pressure; 3/4" inlet tube; Incl. screen
1	Inter. Shaft	62	224-61236		
1	Screen Assy.	62	224-11236	3/4" inlet tube	
FREEZE PLUGS	YEARS	PART NO.	DESCRIPTION		
1	Brass Block Plug Kit	62	381-8021	VINTAGE	
1	Steel Block Plug Kit	62	381-4028		
1	Brass Deep Cup Freeze Plug	62	381-9010	0.938" Diameter	
1	Brass Deep Cup Freeze Plug	62	381-9026	1.953" Diameter	
1	Steel Deep Cup Freeze Plug	62	381-3039	0.938" Diameter	
1	Steel Deep Cup Freeze Plug	62	381-3042	1.953" Diameter	
1	Steel Deep Cup Freeze Plug	62	381-3112	2.063" Diameter	
389 6.4L (6376cc) OHV V8 (16 Valve) (Pontiac), 4.0625" Bore (GMC Eng.), 3-2 Bbl. "Eng. Code 50N" 1962 411					
1	3 Piece Set	62	KT3-350S	VINTAGE; 223-305, 223-371 not sold separately; (1) 222-350; (1) 223-305; (1) 223-371	
CAMSHAFT/LIFTER	CAMSHAFT/LIFTER	YEARS	PART NO.	DESCRIPTION	
	16	Lifter	62	HT-951 Std Only	Hyd.
16	Lifter, Bulk	62	HT-951B Std Only	Hyd.; Carton of 128	
PUSH ROD	PUSH ROD	YEARS	PART NO.	DESCRIPTION	
	16	Push Rod	62	RP-3164 Std-35-60	8.6930" O.A.L.
16	Push Rod	62	RP-3213R Std Only	Chrome-Moly; 8.6900" O.A.L.	
ROCKER PARTS	ROCKER PARTS	YEARS	PART NO.	DESCRIPTION	
	16	Arm Assy.	62	R-848 Std Only	VINTAGE; Incl. arm & ball
16	Arm	62	R-848A Std Only		

(continued on next page)

GM Car (Incl. Buick, Cad., Chev., Olds., Pontiac)

411 389 6.4L (6376cc) OHV V8 (16 Valve) (Pontiac), 4.0625" Bore (GMC Eng.), 3-2 Bbl. "Eng. Code 50N" 1962
(cont.)

	QTY	VALVE	YEARS	PART NO.	DESCRIPTION
VALVE TRAIN	8	Intake	62	V-1532 Std Only	VINTAGE; 1.8820" Head Dia., 0.3409" Stem Dia., 4.8543" O.A.L.
	16	Spring	62	VS-445 Std Only	VINTAGE; Loc. Inner; 1.8120" Free Height
	16	Spring	62	VS-446 Std Only	VINTAGE; Loc. Outer; 1.9800" Free Height
	16	Valve Stem Seal	62	MV-1233C Std Only	O-Ring; (RBB) Rubber
	16	Valve Stem Seal	62	ST-2092 Std Only	Positive type, Metal Clad; (RBB) Rubber
	16	Valve Stem Seal	62	ST-2003 Std Only	Positive type; Installation requires valve guide machining; (RBB) Rubber
	16	Valve Stem Seal Bulk	62	MV-1233 Std Only	O-Ring; Carton of 100; (RBB) Rubber
	16	Valve Stem Seal Bulk	62	ST-2003BC Std Only	Positive type; Installation requires valve guide machining; Carton of 100; (RBB) Rubber
	8	Seat	62	245-1937-1 Std Only	Loc. Int.; 1.9425" OD, 1.6875" ID, 0.2480" Depth
	32	Keeper	62	VK-115A Std Only	1 groove; Square cut key groove; Carton pack 24
32	Keeper	62	VK-115 Std Only	1 groove; Square cut key groove; Carton pack 32	
32	Keeper	62	VK-115R Std Only	1 groove; Square cut key groove; Hardened	
32	Keeper, Bulk	62	VK-115B Std Only	1 groove; Square cut key groove; Carton of 1000	
16	Spring Insert	62	259-301A Std Only	VINTAGE; .060"; Carton of 100	
BLOCK	8	Cast Piston	62	288P Std-30-40-60	VINTAGE; Cast; .9804" Pin Dia.; 2 Rings 5/64 Groove, 1 Ring 3/16 Groove, 1.700 CD, Flat Head w/4 valve reliefs - 10.1:1 C.R.
	8	Cast Piston - Individual	62	W288P Std-30-40-60	VINTAGE; Cast; .9804" Pin Dia.; 2 Rings 5/64 Groove, 1 Ring 3/16 Groove, 1.700 CD, Flat Head w/4 valve reliefs - 10.1:1 C.R.
	1	Premium Set	62	E-253K 30 30-40-60	VINTAGE; 2-5/64, 1-3/16; Premium Moly
	1	Standard Set	62	E-253X Std-30-40-60	VINTAGE; 2-5/64, 1-3/16; Iron
	1	Main Set	62	113M Std-10-20	Performance; 3/4 grooved
	1	Main Set	62	4040M Std-1-10-20-30	VINTAGE; Grooved upper main brgs.
	1	Rod Set	62	8-7050CH Std-10-20	Performance
	1	Rod Set	62	8-1555CPA Std-10-20-30-40	VINTAGE
	8	Rod Pair	62	1555CPA Std-10-20-30-40	VINTAGE
	1	Cam Set	62	1146M Std Only	VINTAGE
	1	Oil Pump	62	224-43364S	High Pressure; 3/4" inlet tube; Incl. screen
	1	Inter. Shaft	62	224-61236	
	1	Screen Assy.	62	224-11236	3/4" inlet tube
	1	Brass Block Plug Kit	62	381-8021	VINTAGE
	1	Steel Block Plug Kit	62	381-4028	
1	Brass Deep Cup Freeze Plug	62	381-9010	0.938" Diameter	
1	Brass Deep Cup Freeze Plug	62	381-9026	1.953" Diameter	
1	Steel Deep Cup Freeze Plug	62	381-3039	0.938" Diameter	
1	Steel Deep Cup Freeze Plug	62	381-3042	1.953" Diameter	
1	Steel Deep Cup Freeze Plug	62	381-3112	2.063" Diameter	

412 389 6.4L (6376cc) OHV V8 (16 Valve) (Pontiac), 4.0625" Bore (GMC Eng.), 3-2 Bbl. "Eng. Code 76X" 1964

	QTY	TIMING	YEARS	PART NO.	DESCRIPTION
	1	3 Piece Set	64	KT3-350S	VINTAGE; 223-305, 223-371 not sold separately; (1) 222-350; (1) 223-305; (1) 223-371
	16	Lifter	64	HT-951 Std Only	Hyd.
	16	Lifter, Bulk	64	HT-951B Std Only	Hyd.; Carton of 128
	16	Push Rod	64	RP-3164 Std-35-60	8.6930" O.A.L.
	16	Push Rod	64	RP-3213R Std Only	Chrome-Moly; 8.6900" O.A.L.
	16	Arm Assy.	64	R-848 Std Only	VINTAGE; Incl. arm & ball
	16	Arm	64	R-848A Std Only	

(continued on next page)

GM Car (Incl. Buick, Cad., Chev., Olds., Pontiac)

389 6.4L (6376cc) OHV V8 (16 Valve) (Pontiac), 4.0625" Bore (GMC Eng.), 3-2 Bbl. "Eng. Code 76X" 1964 412 (cont.)

QTY	VALVE	YEARS	PART NO.	DESCRIPTION
8	Intake	64	V-1532 Std Only	VINTAGE; 10.5:1 C.R.; 1.8820" Head Dia., 0.3409" Stem Dia., 4.8543" O.A.L.
16	VALVE SPRING	YEARS	PART NO.	DESCRIPTION
	Spring	64	VS-445 Std Only	VINTAGE; Loc. Inner; 1.8120" Free Height
16	Spring	64	VS-446 Std Only	VINTAGE; Loc. Outer; 1.9800" Free Height
	VALVE SEAL	YEARS	PART NO.	DESCRIPTION
16	Valve Stem Seal	64	MV-1233C Std Only	O-Ring; (RBB) Rubber
16	Valve Stem Seal	64	ST-2092 Std Only	Positive type, Metal Clad; (RBB) Rubber
16	Valve Stem Seal	64	ST-2003 Std Only	Positive type; Installation requires valve guide machining; (RBB) Rubber
16	Valve Stem Seal Bulk	64	MV-1233 Std Only	O-Ring; Carton of 100; (RBB) Rubber
16	Valve Stem Seal Bulk	64	ST-2003BC Std Only	Positive type; Installation requires valve guide machining; Carton of 100; (RBB) Rubber
8	VALVE SEAT	YEARS	PART NO.	DESCRIPTION
	Seat	64	245-1937-1 Std Only	Loc. Int.; 1.9425" OD, 1.6875" ID, 0.2480" Depth
	VALVE, MISC	YEARS	PART NO.	DESCRIPTION
32	Keeper	64	VK-115A Std Only	1 groove; Square cut key groove; Carton pack 24
32	Keeper	64	VK-115 Std Only	1 groove; Square cut key groove; Carton pack 32
32	Keeper	64	VK-115R Std Only	1 groove; Square cut key groove; Hardened
32	Keeper, Bulk	64	VK-115B Std Only	1 groove; Square cut key groove; Carton of 1000
16	Spring Insert	64	259-301A Std Only	VINTAGE; .060"; Carton of 100
8	PISTON	YEARS	PART NO.	DESCRIPTION
	Cast Piston	64	288P Std-30-40-60	VINTAGE; Cast; .9804" Pin Dia.; 2 Rings 5/64 Groove, 1 Ring 3/16 Groove, 1.700 CD, Flat Head w/4 valve reliefs - 10.1:1 C.R.
8	Cast Piston - Individual	64	W288P Std-30-40-60	VINTAGE; Cast; .9804" Pin Dia.; 2 Rings 5/64 Groove, 1 Ring 3/16 Groove, 1.700 CD, Flat Head w/4 valve reliefs - 10.1:1 C.R.
1	RINGS	YEARS	PART NO.	DESCRIPTION
	Premium Set	64	E-253K 30 30-40-60	VINTAGE; 2-5/64, 1-3/16; Premium Moly
1	Standard Set	64	E-253X Std-30-40-60	VINTAGE; 2-5/64, 1-3/16; Iron
1	ENGINE BEARINGS	YEARS	PART NO.	DESCRIPTION
	Main Set	64	113M Std-10-20	Performance; 3/4 grooved
1	Main Set	64	4040M Std-1-10-20-30	VINTAGE; Grooved upper main brgs.
1	Rod Set	64	8-7050CH Std-10-20	Performance
1	Rod Set	64	8-1555CPA Std-10-20-30-40	VINTAGE
8	Rod Pair	64	1555CPA Std-10-20-30-40	VINTAGE
1	Cam Set	64	1220M Std Only	
1	OIL PUMP	YEARS	PART NO.	DESCRIPTION
	Oil Pump	64	224-43364S	High Pressure; 3/4" inlet tube; Incl. screen
1	Inter. Shaft	64	224-61236	
1	Screen Assy.	64	224-11236	3/4" inlet tube
1	GASKETS	YEARS	PART NO.	DESCRIPTION
	Kit Gasket Set	64	260-1025	VINTAGE; Int. manifold gsks. not incl.; Push rod cover gskt. not incl.
1	FREEZE PLUGS	YEARS	PART NO.	DESCRIPTION
	Brass Block Plug Kit	64	381-8021	VINTAGE
1	Steel Block Plug Kit	64	381-4028	
1	Brass Deep Cup Freeze Plug	64	381-9010	0.938" Diameter
1	Brass Deep Cup Freeze Plug	64	381-9026	1.953" Diameter
1	Steel Deep Cup Freeze Plug	64	381-3039	0.938" Diameter
1	Steel Deep Cup Freeze Plug	64	381-3042	1.953" Diameter
1	Steel Deep Cup Freeze Plug	64	381-3112	2.063" Diameter

389 6.4L (6376cc) OHV V8 (16 Valve) (Pontiac), 4.0625" Bore (GMC Eng.), 3-2 Bbl. "Eng. Code 77J" 1964 413

1	TIMING	YEARS	PART NO.	DESCRIPTION
	3 Piece Set	64	KT3-350S	VINTAGE; 223-305, 223-371 not sold separately; (1) 222-350; (1) 223-305; (1) 223-371
16	CAMSHAFT/LIFTER	YEARS	PART NO.	DESCRIPTION
	Lifter	64	HT-951 Std Only	Hyd.
16	Lifter, Bulk	64	HT-951B Std Only	Hyd.; Carton of 128
16	PUSH ROD	YEARS	PART NO.	DESCRIPTION
	Push Rod	64	RP-3164 Std-35-60	8.6930" O.A.L.
16	Push Rod	64	RP-3213R Std Only	Chrome-Moly; 8.6900" O.A.L.
16	ROCKER PARTS	YEARS	PART NO.	DESCRIPTION
	Arm Assy.	64	R-848 Std Only	VINTAGE; Incl. arm & ball

(continued on next page)

GM Car (Incl. Buick, Cad., Chev., Olds., Pontiac)

413 389 6.4L (6376cc) OHV V8 (16 Valve) (Pontiac), 4.0625" Bore (GMC Eng.), 3-2 Bbl. "Eng. Code 77J" 1964
(cont.)

	QTY	ROCKER PARTS (cont.)	YEARS	PART NO.	DESCRIPTION
VALVE TRAIN	16	Arm	64	R-848A Std Only	
	8	VALVE Intake	64	V-1532 Std Only	VINTAGE; 10.5:1 C.R.; 1.8820" Head Dia., 0.3409" Stem Dia., 4.8543" O.A.L.
	16	VALVE SPRING Spring	64	VS-445 Std Only	VINTAGE; Loc. Inner; 1.8120" Free Height
	16	Spring	64	VS-446 Std Only	VINTAGE; Loc. Outer; 1.9800" Free Height
	16	VALVE SEAL Valve Stem Seal	64	MV-1233C Std Only	O-Ring; (RBB) Rubber
	16	Valve Stem Seal	64	ST-2092 Std Only	Positive type, Metal Clad; (RBB) Rubber
	16	Valve Stem Seal	64	ST-2003 Std Only	Positive type; Installation requires valve guide machining; (RBB) Rubber
	16	Valve Stem Seal Bulk	64	MV-1233 Std Only	O-Ring; Carton of 100; (RBB) Rubber
	16	Valve Stem Seal Bulk	64	ST-2003BC Std Only	Positive type; Installation requires valve guide machining; Carton of 100; (RBB) Rubber
	8	VALVE SEAT Seat	64	245-1937-1 Std Only	DESCRIPTION Loc. Int.; 1.9425" OD, 1.6875" ID, 0.2480" Depth
VALVE TRAIN	32	VALVE, MISC Keeper	64	VK-115A Std Only	DESCRIPTION 1 groove; Square cut key groove; Carton pack 24
	32	Keeper	64	VK-115 Std Only	1 groove; Square cut key groove; Carton pack 32
	32	Keeper	64	VK-115R Std Only	1 groove; Square cut key groove; Hardened
	32	Keeper, Bulk	64	VK-115B Std Only	1 groove; Square cut key groove; Carton of 1000
	16	Spring Insert	64	259-301A Std Only	VINTAGE; .060"; Carton of 100
BLOCK	8	PISTON Cast Piston	64	288P Std-30-40-60	DESCRIPTION VINTAGE; Cast; .9804" Pin Dia.; 2 Rings 5/64 Groove, 1 Ring 3/16 Groove, 1.700 CD, Flat Head w/4 valve reliefs - 10.1:1 C.R.
	8	Cast Piston - Individual	64	W288P Std-30-40-60	VINTAGE; Cast; .9804" Pin Dia.; 2 Rings 5/64 Groove, 1 Ring 3/16 Groove, 1.700 CD, Flat Head w/4 valve reliefs - 10.1:1 C.R.
	1	RINGS Premium Set	64	E-253K 30 30-40-60	DESCRIPTION VINTAGE; 2-5/64, 1-3/16; Premium Moly
	1	Standard Set	64	E-253X Std-30-40-60	VINTAGE; 2-5/64, 1-3/16; Iron
	1	ENGINE BEARINGS Main Set	64	113M Std-10-20	DESCRIPTION Performance; 3/4 grooved
	1	Main Set	64	4040M Std-1-10-20-30	VINTAGE; Grooved upper main brgs.
	1	Rod Set	64	8-7050CH Std-10-20	Performance
	1	Rod Set	64	8-1555CPA Std-10-20-30-40	VINTAGE
	8	Rod Pair	64	1555CPA Std-10-20-30-40	VINTAGE
	1	Cam Set	64	1220M Std Only	
	1	OIL PUMP Oil Pump	64	224-43364S	DESCRIPTION High Pressure; 3/4" inlet tube; Incl. screen
	1	Inter. Shaft	64	224-61236	
	1	Screen Assy.	64	224-11236	3/4" inlet tube
	1	GASKETS Kit Gasket Set	64	260-1025	DESCRIPTION VINTAGE; Int. manifold gskts. not incl.; Push rod cover gskt. not incl.
	1	FREEZE PLUGS Brass Block Plug Kit	64	381-8021	DESCRIPTION VINTAGE
1	Steel Block Plug Kit	64	381-4028		
1	Brass Deep Cup Freeze Plug	64	381-9010	0.938" Diameter	
1	Brass Deep Cup Freeze Plug	64	381-9026	1.953" Diameter	
1	Steel Deep Cup Freeze Plug	64	381-3039	0.938" Diameter	
1	Steel Deep Cup Freeze Plug	64	381-3042	1.953" Diameter	
1	Steel Deep Cup Freeze Plug	64	381-3112	2.063" Diameter	

414 389 6.4L (6376cc) OHV V8 (16 Valve) (Pontiac), 4.0625" Bore (GMC Eng.), 4 Bbl. "Eng. Code 78X" 1964

	QTY	TIMING	YEARS	PART NO.	DESCRIPTION
	1	3 Piece Set	64	KT3-350S	VINTAGE; 223-305, 223-371 not sold separately; (1) 222-350; (1) 223-305; (1) 223-371
	16	CAMSHAFT/LIFTER Lifter	64	HT-951 Std Only	DESCRIPTION Hyd.
	16	Lifter, Bulk	64	HT-951B Std Only	Hyd.; Carton of 128
	16	PUSH ROD Push Rod	64	RP-3164 Std-35-60	DESCRIPTION 8.6930" O.A.L.
	16	Push Rod	64	RP-3213R Std Only	Chrome-Moly; 8.6900" O.A.L.

(continued on next page)

GM Car (Incl. Buick, Cad., Chev., Olds., Pontiac)

389 6.4L (6376cc) OHV V8 (16 Valve) (Pontiac), 4.0625" Bore (GMC Eng.), 4 Bbl. "Eng. Code 78X" 1964 414 (cont.)

	QTY	ROCKER PARTS	YEARS	PART NO.	DESCRIPTION
VALVE TRAIN	16	Arm Assy.	64	R-848 Std Only	VINTAGE; Incl. arm & ball
	16	Arm	64	R-848A Std Only	
	8	Intake	64	V-1532 Std Only	VINTAGE; 10.5:1 C.R.; 1.8820" Head Dia., 0.3409" Stem Dia., 4.8543" O.A.L.
	16	Spring	64	VS-445 Std Only	VINTAGE; Loc. Inner; 1.8120" Free Height
	16	Spring	64	VS-446 Std Only	VINTAGE; Loc. Outer; 1.9800" Free Height
	16	Valve Stem Seal	64	MV-1233C Std Only	O-Ring; (RBB) Rubber
	16	Valve Stem Seal	64	ST-2092 Std Only	Positive type, Metal Clad; (RBB) Rubber
	16	Valve Stem Seal	64	ST-2003 Std Only	Positive type; Installation requires valve guide machining; (RBB) Rubber
	16	Valve Stem Seal Bulk	64	MV-1233 Std Only	O-Ring; Carton of 100; (RBB) Rubber
	16	Valve Stem Seal Bulk	64	ST-2003BC Std Only	Positive type; Installation requires valve guide machining; Carton of 100; (RBB) Rubber
8	Seat	64	245-1937-1 Std Only	Loc. Int.; 1.9425" OD, 1.6875" ID, 0.2480" Depth	
32	Keeper	64	VK-115A Std Only	1 groove; Square cut key groove; Carton pack 24	
32	Keeper	64	VK-115 Std Only	1 groove; Square cut key groove; Carton pack 32	
32	Keeper	64	VK-115R Std Only	1 groove; Square cut key groove; Hardened	
32	Keeper, Bulk	64	VK-115B Std Only	1 groove; Square cut key groove; Carton of 1000	
16	Spring Insert	64	259-301A Std Only	VINTAGE; .060"; Carton of 100	
BLOCK	8	Cast Piston	64	288P Std-30-40-60	VINTAGE; Cast; .9804" Pin Dia.; 2 Rings 5/64 Groove, 1 Ring 3/16 Groove, 1.700 CD, Flat Head w/4 valve reliefs - 10.1:1 C.R.
	8	Cast Piston - Individual	64	W288P Std-30-40-60	VINTAGE; Cast; .9804" Pin Dia.; 2 Rings 5/64 Groove, 1 Ring 3/16 Groove, 1.700 CD, Flat Head w/4 valve reliefs - 10.1:1 C.R.
	1	Premium Set	64	E-253K 30 30-40-60	VINTAGE; 2-5/64, 1-3/16; Premium Moly
	1	Standard Set	64	E-253X Std-30-40-60	VINTAGE; 2-5/64, 1-3/16; Iron
	1	Main Set	64	113M Std-10-20	Performance; 3/4 grooved
	1	Main Set	64	4040M Std-1-10-20-30	VINTAGE; Grooved upper main brgs.
	1	Rod Set	64	8-7050CH Std-10-20	Performance
	1	Cam Set	64	1220M Std Only	
	1	Oil Pump	64	224-43364S	High Pressure; 3/4" inlet tube; Incl. screen
	1	Inter. Shaft	64	224-61236	
	1	Screen Assy.	64	224-11236	3/4" inlet tube
	1	Kit Gasket Set	64	260-1025	VINTAGE; Int. manifold gshts. not incl.; Push rod cover gsht. not incl.
	1	Brass Block Plug Kit	64	381-8021	VINTAGE
	1	Steel Block Plug Kit	64	381-4028	
	1	Brass Deep Cup Freeze Plug	64	381-9010	0.938" Diameter
1	Brass Deep Cup Freeze Plug	64	381-9026	1.953" Diameter	
1	Steel Deep Cup Freeze Plug	64	381-3039	0.938" Diameter	
1	Steel Deep Cup Freeze Plug	64	381-3042	1.953" Diameter	
1	Steel Deep Cup Freeze Plug	64	381-3112	2.063" Diameter	
389 6.4L (6376cc) OHV V8 (16 Valve) (Pontiac), 4.0625" Bore (GMC Eng.), 4 Bbl. "Eng. Code 79J" 1964 415					
1	3 Piece Set	64	KT3-350S	VINTAGE; 223-305, 223-371 not sold separately; (1) 222-350; (1) 223-305; (1) 223-371	
16	Lifter	64	HT-951 Std Only	Hyd.	
16	Lifter, Bulk	64	HT-951B Std Only	Hyd.; Carton of 128	
16	Push Rod	64	RP-3164 Std-35-60	8.6930" O.A.L.	
16	Push Rod	64	RP-3213R Std Only	Chrome-Moly; 8.6900" O.A.L.	

(continued on next page)

GM Car (Incl. Buick, Cad., Chev., Olds., Pontiac)

415 389 6.4L (6376cc) OHV V8 (16 Valve) (Pontiac), 4.0625" Bore (GMC Eng.), 4 Bbl. "Eng. Code 79J" 1964
(cont.)

	QTY	ROCKER PARTS	YEARS	PART NO.	DESCRIPTION
VALVE TRAIN	16	Arm Assy.	64	R-848 Std Only	VINTAGE; Incl. arm & ball
	16	Arm	64	R-848A Std Only	
	8	VALVE Intake	64	V-1532 Std Only	VINTAGE; 10.5:1 C.R.; 1.8820" Head Dia., 0.3409" Stem Dia., 4.8543" O.A.L.
	16	VALVE SPRING Spring	64	VS-445 Std Only	VINTAGE; Loc. Inner; 1.8120" Free Height
	16	VALVE SPRING Spring	64	VS-446 Std Only	VINTAGE; Loc. Outer; 1.9800" Free Height
	16	VALVE SEAL Valve Stem Seal	64	MV-1233C Std Only	O-Ring; (RBB) Rubber
	16	VALVE SEAL Valve Stem Seal	64	ST-2092 Std Only	Positive type, Metal Clad; (RBB) Rubber
	16	VALVE SEAL Valve Stem Seal	64	ST-2003 Std Only	Positive type; Installation requires valve guide machining; (RBB) Rubber
	16	VALVE SEAL Valve Stem Seal Bulk	64	MV-1233 Std Only	O-Ring; Carton of 100; (RBB) Rubber
	16	VALVE SEAL Valve Stem Seal Bulk	64	ST-2003BC Std Only	Positive type; Installation requires valve guide machining; Carton of 100; (RBB) Rubber
8	VALVE SEAT Seat	64	245-1937-1 Std Only	Loc. Int.; 1.9425" OD, 1.6875" ID, 0.2480" Depth	
32	VALVE, MISC Keeper	64	VK-115A Std Only	1 groove; Square cut key groove; Carton pack 24	
32	VALVE, MISC Keeper	64	VK-115 Std Only	1 groove; Square cut key groove; Carton pack 32	
32	VALVE, MISC Keeper	64	VK-115R Std Only	1 groove; Square cut key groove; Hardened	
32	VALVE, MISC Keeper, Bulk	64	VK-115B Std Only	1 groove; Square cut key groove; Carton of 1000	
16	VALVE, MISC Spring Insert	64	259-301A Std Only	VINTAGE; .060"; Carton of 100	
BLOCK	8	PISTON Cast Piston	64	288P Std-30-40-60	VINTAGE; Cast; .9804" Pin Dia.; 2 Rings 5/64 Groove, 1 Ring 3/16 Groove, 1.700 CD, Flat Head w/4 valve reliefs - 10.1:1 C.R.
	8	PISTON Cast Piston - Individual	64	W288P Std-30-40-60	VINTAGE; Cast; .9804" Pin Dia.; 2 Rings 5/64 Groove, 1 Ring 3/16 Groove, 1.700 CD, Flat Head w/4 valve reliefs - 10.1:1 C.R.
	1	RINGS Premium Set	64	E-253K 30 30-40-60	VINTAGE; 2-5/64, 1-3/16; Premium Moly
	1	RINGS Standard Set	64	E-253X Std-30-40-60	VINTAGE; 2-5/64, 1-3/16; Iron
	1	ENGINE BEARINGS Main Set	64	113M Std-10-20	Performance; 3/4 grooved
	1	ENGINE BEARINGS Main Set	64	4040M Std-1-10-20-30	VINTAGE; Grooved upper main brgs.
	1	ENGINE BEARINGS Rod Set	64	8-7050CH Std-10-20	Performance
	1	ENGINE BEARINGS Cam Set	64	1220M Std Only	
	1	OIL PUMP Oil Pump	64	224-43364S	High Pressure; 3/4" inlet tube; Incl. screen
	1	OIL PUMP Inter. Shaft	64	224-61236	
	1	OIL PUMP Screen Assy.	64	224-11236	3/4" inlet tube
	1	GASKETS Kit Gasket Set	64	260-1025	VINTAGE; Int. manifold gskts. not incl.; Push rod cover gskt. not incl.
	1	FREEZE PLUGS Brass Block Plug Kit	64	381-8021	VINTAGE
	1	FREEZE PLUGS Steel Block Plug Kit	64	381-4028	
	1	FREEZE PLUGS Brass Deep Cup Freeze Plug	64	381-9010	0.938" Diameter
1	FREEZE PLUGS Brass Deep Cup Freeze Plug	64	381-9026	1.953" Diameter	
1	FREEZE PLUGS Steel Deep Cup Freeze Plug	64	381-3039	0.938" Diameter	
1	FREEZE PLUGS Steel Deep Cup Freeze Plug	64	381-3042	1.953" Diameter	
1	FREEZE PLUGS Steel Deep Cup Freeze Plug	64	381-3112	2.063" Diameter	

416 389 6.4L (6376cc) OHV V8 (16 Valve) (Pontiac), 4.0625" Bore (GMC Eng.), 2 Bbl. "Eng. Code A1" 1961-1960

	QTY	TIMING	YEARS	PART NO.	DESCRIPTION
	1	3 Piece Set	61-60	KT3-350S	VINTAGE; 223-305, 223-371 not sold separately; (1) 222-350; (1) 223-305; (1) 223-371
	1	CAMSHAFT/LIFTER Camshaft	61	CS-187	Exc. Pontiac Star Chief Base; VINTAGE; w/A/T; Hydraulic, (050) Duration at .050 Lobe Lift, 190 Exh., 190 Int., 111 Degrees Lobe Separation
	1	Camshaft	60	CS-187	VINTAGE; w/A/T; Hydraulic, (050) Duration at .050 Lobe Lift, 190 Exh., 190 Int., 111 Degrees Lobe Separation
	1	Prelube		55-403 Std Only	1.5 oz. packet
	1	Prelube		55-400 Std Only	4 oz. bottle; 1.5 oz. packet No. 55-403 also avail.

(continued on next page)

GM Car (Incl. Buick, Cad., Chev., Olds., Pontiac)

389 6.4L (6376cc) OHV V8 (16 Valve) (Pontiac), 4.0625" Bore (GMC Eng.), 2 Bbl. "Eng. Code A1" 1961-1960 416
(cont.)

	CAMSHAFT/LIFTER	YEARS	PART NO.	DESCRIPTION	
VALVE TRAIN	QTY	(cont.)			
	16	Lifter	61-60	HT-951 Std Only	Hyd.
	16	Lifter, Bulk	61-60	HT-951B Std Only	Hyd.; Carton of 128
	QTY	PUSH ROD	YEARS	PART NO.	DESCRIPTION
	16	Push Rod	61	RP-3164 Std-35-60	8.6930" O.A.L.
	16	Push Rod	61	RP-3213R Std Only	Chrome-Moly; 8.6900" O.A.L.
	16	Push Rod	60	RP-3229R Std Only	Chrome-Moly; 9.1300" O.A.L.
	16	Push Rod	60	RP-3028 Std Only	VINTAGE; 9.1360" O.A.L.
	16	Push Rod, Bulk	60	BRP-3028 Std Only	VINTAGE; Carton of 100; 9.1360" O.A.L.
	QTY	ROCKER PARTS	YEARS	PART NO.	DESCRIPTION
	16	Arm Assy.	61	R-848 Std Only	VINTAGE; Incl. arm & ball
	16	Arm	61	R-848A Std Only	
	QTY	VALVE	YEARS	PART NO.	DESCRIPTION
	8	Intake	61	V-1532 Std Only	VINTAGE; 1.8820" Head Dia., 0.3409" Stem Dia., 4.8543" O.A.L.
	QTY	VALVE GUIDE	YEARS	PART NO.	DESCRIPTION
	8	Guide	60	VG-5034 Std Only	Loc. Exh.; Cut to fit; 0.3430" ID, 2.5000" O.A.L
8	Guide	60	VG-5072 Std Only	VINTAGE; Cut to fit; 0.3440" ID, 2.8750" O.A.L	
8	Guide	60	VG-5037 Std Only	VINTAGE; Loc. Int.; 0.3420" ID, 2.7500" O.A.L	
8	Guide	60	VG-5075T Std Only	VINTAGE; Loc. Int.; Threaded; 0.3440" ID, 2.8750" O.A.L	
8	Guide, Bulk	60	VG-5072B Std Only	VINTAGE; Cut to fit; Carton of 100; 0.3440" ID, 2.8750" O.A.L	
8	Guide, Bulk	60	VG-5075TB Std Only	VINTAGE; Loc. Int.; Threaded; Carton of 100; 0.3440" ID, 2.8750" O.A.L	
QTY	VALVE SPRING	YEARS	PART NO.	DESCRIPTION	
16	Spring	61	VS-445 Std Only	VINTAGE; Loc. Inner; 1.8120" Free Height	
16	Spring	61	VS-446 Std Only	VINTAGE; Loc. Outer; 1.9800" Free Height	
16	Spring	60	VS-445 Std Only	VINTAGE; Loc. Inner; w/M/T; 1.8120" Free Height	
16	Spring	60	VS-446 Std Only	VINTAGE; Loc. Outer; w/M/T; 1.9800" Free Height	
QTY	VALVE SEAL	YEARS	PART NO.	DESCRIPTION	
16	Valve Stem Seal	61-60	MV-1233C Std Only	O-Ring; (RBB) Rubber	
16	Valve Stem Seal	61-60	ST-2092 Std Only	Positive type, Metal Clad; (RBB) Rubber	
16	Valve Stem Seal	61-60	ST-2003 Std Only	Positive type; Installation requires valve guide machining; (RBB) Rubber	
16	Valve Stem Seal Bulk	61-60	MV-1233 Std Only	O-Ring; Carton of 100; (RBB) Rubber	
16	Valve Stem Seal Bulk	61-60	ST-2003BC Std Only	Positive type; Installation requires valve guide machining; Carton of 100; (RBB) Rubber	
QTY	VALVE SEAT	YEARS	PART NO.	DESCRIPTION	
8	Seat	61	245-1937-1 Std Only	Loc. Int.; 1.9425" OD, 1.6875" ID, 0.2480" Depth	
QTY	VALVE, MISC	YEARS	PART NO.	DESCRIPTION	
32	Keeper	61-60	VK-115A Std Only	1 groove; Square cut key groove; Carton pack 24	
32	Keeper	61-60	VK-115 Std Only	1 groove; Square cut key groove; Carton pack 32	
32	Keeper	61-60	VK-115R Std Only	1 groove; Square cut key groove; Hardened	
32	Keeper, Bulk	61-60	VK-115B Std Only	1 groove; Square cut key groove; Carton of 1000	
16	Spring Insert	61-60	259-301A Std Only	VINTAGE; .060"; Carton of 100	
BLOCK	QTY	PISTON	YEARS	PART NO.	DESCRIPTION
	8	Cast Piston	61-60	288P Std-30-40-60	VINTAGE; Cast; .9804" Pin Dia.; 2 Rings 5/64 Groove, 1 Ring 3/16 Groove, 1.700 CD, Flat Head w/4 valve reliefs - 10.1:1 C.R.
	8	Cast Piston - Individual	61-60	W288P Std-30-40-60	VINTAGE; Cast; .9804" Pin Dia.; 2 Rings 5/64 Groove, 1 Ring 3/16 Groove, 1.700 CD, Flat Head w/4 valve reliefs - 10.1:1 C.R.
	QTY	RINGS	YEARS	PART NO.	DESCRIPTION
	1	Premium Set	61-60	E-253K 30 30-40-60	VINTAGE; 2-5/64, 1-3/16; Premium Moly
	1	Standard Set	61-60	E-253X Std-30-40-60	VINTAGE; 2-5/64, 1-3/16; Iron
	QTY	ENGINE BEARINGS	YEARS	PART NO.	DESCRIPTION
	1	Main Set	61-60	113M Std-10-20	Performance; 3/4 grooved
	1	Main Set	61-60	4040M Std-1-10-20-30	VINTAGE; Grooved upper main brgs.
	1	Rod Set	61-60	8-7050CH Std-10-20	Performance
	1	Cam Set	61-60	1146M Std Only	VINTAGE
	QTY	OIL PUMP	YEARS	PART NO.	DESCRIPTION
1	Oil Pump	61-60	224-43364S	High Pressure; 3/4" inlet tube; Incl. screen	
1	Inter. Shaft	61-60	224-61236		
1	Screen Assy.	61	224-11236	3/4" inlet tube	
QTY	FREEZE PLUGS	YEARS	PART NO.	DESCRIPTION	
1	Brass Block Plug Kit	61-60	381-8021	VINTAGE	
1	Steel Block Plug Kit	61-60	381-4028		

(continued on next page)

GM Car (Incl. Buick, Cad., Chev., Olds., Pontiac)

416 389 6.4L (6376cc) OHV V8 (16 Valve) (Pontiac), 4.0625" Bore (GMC Eng.), 2 Bbl. "Eng. Code A1" 1961-1960 (cont.)

QTY	FREEZE PLUGS (cont.)	YEARS	PART NO.	DESCRIPTION
1	Brass Deep Cup Freeze Plug	61-60	381-9010	0.938" Diameter
1	Brass Deep Cup Freeze Plug	61-60	381-9026	1.953" Diameter
1	Steel Deep Cup Freeze Plug	61-60	381-3039	0.938" Diameter
1	Steel Deep Cup Freeze Plug	61-60	381-3042	1.953" Diameter
1	Steel Deep Cup Freeze Plug	61-60	381-3112	2.063" Diameter

417 389 6.4L (6376cc) OHV V8 (16 Valve) (Pontiac), 4.0625" Bore (GMC Eng.), 2 Bbl. "Eng. Code A2" 1961-1960

QTY	TIMING	YEARS	PART NO.	DESCRIPTION
1	3 Piece Set	61-60	KT3-350S	VINTAGE; 223-305, 223-371 not sold separately; (1) 222-350; (1) 223-305; (1) 223-371

QTY	CAMSHAFT/LIFTER	YEARS	PART NO.	DESCRIPTION
1	Camshaft	61-60	CS-187	VINTAGE; w/A/T; Hydraulic, (050) Duration at .050 Lobe Lift, 190 Exh., 190 Int., 111 Degrees Lobe Separation
1	Prelube		55-403 Std Only	1.5 oz. packet
1	Prelube		55-400 Std Only	4 oz. bottle; 1.5 oz. packet No. 55-403 also avail.
16	Lifter	61-60	HT-951 Std Only	Hyd.
16	Lifter, Bulk	61-60	HT-951B Std Only	Hyd.; Carton of 128

QTY	PUSH ROD	YEARS	PART NO.	DESCRIPTION
16	Push Rod	61	RP-3164 Std-35-60	8.6930" O.A.L.
16	Push Rod	61	RP-3213R Std Only	Chrome-Moly; 8.6900" O.A.L.
16	Push Rod	60	RP-3229R Std Only	Chrome-Moly; 9.1300" O.A.L.
16	Push Rod	60	RP-3028 Std Only	VINTAGE; 9.1360" O.A.L.
16	Push Rod, Bulk	60	BRP-3028 Std Only	VINTAGE; Carton of 100; 9.1360" O.A.L.

QTY	ROCKER PARTS	YEARS	PART NO.	DESCRIPTION
16	Arm Assy.	61	R-848 Std Only	VINTAGE; Incl. arm & ball
16	Arm	61	R-848A Std Only	

QTY	VALVE	YEARS	PART NO.	DESCRIPTION
8	Intake	61	V-1532 Std Only	VINTAGE; 1.8820" Head Dia., 0.3409" Stem Dia., 4.8543" O.A.L.

QTY	VALVE GUIDE	YEARS	PART NO.	DESCRIPTION
8	Guide	60	VG-5034 Std Only	Loc. Exh.; Cut to fit; 0.3430" ID, 2.5000" O.A.L
8	Guide	60	VG-5072 Std Only	VINTAGE; Cut to fit; 0.3440" ID, 2.8750" O.A.L
8	Guide	60	VG-5037 Std Only	VINTAGE; Loc. Int.; 0.3420" ID, 2.7500" O.A.L
8	Guide	60	VG-5075T Std Only	VINTAGE; Loc. Int.; Threaded; 0.3440" ID, 2.8750" O.A.L
8	Guide, Bulk	60	VG-5072B Std Only	VINTAGE; Cut to fit; Carton of 100; 0.3440" ID, 2.8750" O.A.L
8	Guide, Bulk	60	VG-5075TB Std Only	VINTAGE; Loc. Int.; Threaded; Carton of 100; 0.3440" ID, 2.8750" O.A.L

QTY	VALVE SPRING	YEARS	PART NO.	DESCRIPTION
16	Spring	61	VS-445 Std Only	VINTAGE; Loc. Inner; 1.8120" Free Height
16	Spring	61	VS-446 Std Only	VINTAGE; Loc. Outer; 1.9800" Free Height
16	Spring	60	VS-445 Std Only	VINTAGE; Loc. Inner; w/M/T; 1.8120" Free Height
16	Spring	60	VS-446 Std Only	VINTAGE; Loc. Outer; w/M/T; 1.9800" Free Height

QTY	VALVE SEAL	YEARS	PART NO.	DESCRIPTION
16	Valve Stem Seal	61-60	MV-1233C Std Only	O-Ring; (RBB) Rubber
16	Valve Stem Seal	61-60	ST-2092 Std Only	Positive type, Metal Clad; (RBB) Rubber
16	Valve Stem Seal	61-60	ST-2003 Std Only	Positive type; Installation requires valve guide machining; (RBB) Rubber
16	Valve Stem Seal Bulk	61-60	MV-1233 Std Only	O-Ring; Carton of 100; (RBB) Rubber
16	Valve Stem Seal Bulk	61-60	ST-2003BC Std Only	Positive type; Installation requires valve guide machining; Carton of 100; (RBB) Rubber

QTY	VALVE SEAT	YEARS	PART NO.	DESCRIPTION
8	Seat	61	245-1937-1 Std Only	Loc. Int.; 1.9425" OD, 1.6875" ID, 0.2480" Depth

QTY	VALVE, MISC	YEARS	PART NO.	DESCRIPTION
32	Keeper	61-60	VK-115A Std Only	1 groove; Square cut key groove; Carton pack 24
32	Keeper	61-60	VK-115 Std Only	1 groove; Square cut key groove; Carton pack 32
32	Keeper	61-60	VK-115R Std Only	1 groove; Square cut key groove; Hardened
32	Keeper, Bulk	61-60	VK-115B Std Only	1 groove; Square cut key groove; Carton of 1000
16	Spring Insert	61-60	259-301A Std Only	VINTAGE; .060"; Carton of 100

QTY	PISTON	YEARS	PART NO.	DESCRIPTION
8	Cast Piston	61-60	288P Std-30-40-60	VINTAGE; Cast; .9804" Pin Dia.; 2 Rings 5/64 Groove, 1 Ring 3/16 Groove, 1.700 CD, Flat Head w/4 valve reliefs - 10.1:1 C.R.
8	Cast Piston - Individual	61-60	W288P Std-30-40-60	VINTAGE; Cast; .9804" Pin Dia.; 2 Rings 5/64 Groove, 1 Ring 3/16 Groove, 1.700 CD, Flat Head w/4 valve reliefs - 10.1:1 C.R.

QTY	RINGS	YEARS	PART NO.	DESCRIPTION
1	Premium Set	61-60	E-253K 30 30-40-60	VINTAGE; 2-5/64, 1-3/16; Premium Moly

VALVE TRAIN

VALVE TRAIN

BLOCK

BLOCK

(continued on next page)

GM Car (Incl. Buick, Cad., Chev., Olds., Pontiac)

389 6.4L (6376cc) OHV V8 (16 Valve) (Pontiac), 4.0625" Bore (GMC Eng.), 2 Bbl. "Eng. Code A2" 1961-1960 **417**
(cont.)

	QTY	RINGS (cont.)	YEARS	PART NO.	DESCRIPTION
BLOCK	1	Standard Set	61-60	E-253X Std-30-40-60	VINTAGE; 2-5/64, 1-3/16; Iron
	ENGINE BEARINGS		YEARS	PART NO.	DESCRIPTION
	1	Main Set	61-60	113M Std-10-20	Performance; 3/4 grooved
	1	Main Set	61-60	4040M Std-1-10-20-30	VINTAGE; Grooved upper main brgs.
	1	Rod Set	61-60	8-7050CH Std-10-20	Performance
	1	Cam Set	61-60	1146M Std Only	VINTAGE
	OIL PUMP		YEARS	PART NO.	DESCRIPTION
	1	Oil Pump	61-60	224-43364S	High Pressure; 3/4" inlet tube; Incl. screen
	1	Inter. Shaft	61-60	224-61236	
	1	Screen Assy.	61	224-11236	3/4" inlet tube
	FREEZE PLUGS		YEARS	PART NO.	DESCRIPTION
	1	Brass Block Plug Kit	61-60	381-8021	VINTAGE
	1	Steel Block Plug Kit	61-60	381-4028	
	1	Brass Deep Cup Freeze Plug	61-60	381-9010	0.938" Diameter
	1	Brass Deep Cup Freeze Plug	61-60	381-9026	1.953" Diameter
1	Steel Deep Cup Freeze Plug	61-60	381-3039	0.938" Diameter	
1	Steel Deep Cup Freeze Plug	61-60	381-3042	1.953" Diameter	
1	Steel Deep Cup Freeze Plug	61-60	381-3112	2.063" Diameter	

389 6.4L (6376cc) OHV V8 (16 Valve) (Pontiac), 4.0625" Bore (GMC Eng.), 2 Bbl. "Eng. Code A5" 1961 **418**

	QTY	TIMING	YEARS	PART NO.	DESCRIPTION
VALVE TRAIN	1	3 Piece Set	61	KT3-350S	VINTAGE; 223-305, 223-371 not sold separately; (1) 222-350; (1) 223-305; (1) 223-371
	CAMSHAFT/LIFTER		YEARS	PART NO.	DESCRIPTION
	1	Camshaft	61	CS-187	Exc. Pontiac Star Chief Base; VINTAGE; Hydraulic, (050) Duration at .050 Lobe Lift, 190 Exh., 190 Int., 111 Degrees Lobe Separation
	1	Camshaft	61	CS-187	Exc. Pontiac Star Chief Base; VINTAGE; w/A/T; Hydraulic, (050) Duration at .050 Lobe Lift, 190 Exh., 190 Int., 111 Degrees Lobe Separation
	1	Prelube		55-403 Std Only	1.5 oz. packet
	1	Prelube		55-400 Std Only	4 oz. bottle; 1.5 oz. packet No. 55-403 also avail.
	16	Lifter	61	HT-951 Std Only	Hyd.
	16	Lifter, Bulk	61	HT-951B Std Only	Hyd.; Carton of 128
	PUSH ROD		YEARS	PART NO.	DESCRIPTION
	16	Push Rod	61	RP-3164 Std-35-60	8.6930" O.A.L.
	16	Push Rod	61	RP-3213R Std Only	Chrome-Moly; 8.6900" O.A.L.
	ROCKER PARTS		YEARS	PART NO.	DESCRIPTION
	16	Arm Assy.	61	R-848 Std Only	VINTAGE; Incl. arm & ball
	16	Arm	61	R-848A Std Only	
	VALVE		YEARS	PART NO.	DESCRIPTION
	8	Intake	61	V-1532 Std Only	VINTAGE; 1.8820" Head Dia., 0.3409" Stem Dia., 4.8543" O.A.L.
	VALVE SPRING		YEARS	PART NO.	DESCRIPTION
	16	Spring	61	VS-445 Std Only	VINTAGE; Loc. Inner; 1.8120" Free Height
	16	Spring	61	VS-446 Std Only	VINTAGE; Loc. Outer; 1.9800" Free Height
	VALVE SEAL		YEARS	PART NO.	DESCRIPTION
	16	Valve Stem Seal	61	MV-1233C Std Only	O-Ring; (RBB) Rubber
	16	Valve Stem Seal	61	ST-2092 Std Only	Positive type, Metal Clad; (RBB) Rubber
	16	Valve Stem Seal	61	ST-2003 Std Only	Positive type; Installation requires valve guide machining; (RBB) Rubber
	16	Valve Stem Seal Bulk	61	MV-1233 Std Only	O-Ring; Carton of 100; (RBB) Rubber
	16	Valve Stem Seal Bulk	61	ST-2003BC Std Only	Positive type; Installation requires valve guide machining; Carton of 100; (RBB) Rubber
VALVE SEAT		YEARS	PART NO.	DESCRIPTION	
8	Seat	61	245-1937-1 Std Only	Loc. Int.; 1.9425" OD, 1.6875" ID, 0.2480" Depth	
VALVE, MISC		YEARS	PART NO.	DESCRIPTION	
32	Keeper	61	VK-115A Std Only	1 groove; Square cut key groove; Carton pack 24	
32	Keeper	61	VK-115 Std Only	1 groove; Square cut key groove; Carton pack 32	
32	Keeper	61	VK-115R Std Only	1 groove; Square cut key groove; Hardened	
32	Keeper, Bulk	61	VK-115B Std Only	1 groove; Square cut key groove; Carton of 1000	
16	Spring Insert	61	259-301A Std Only	VINTAGE; .060"; Carton of 100	
PISTON		YEARS	PART NO.	DESCRIPTION	
8	Cast Piston	61	288P Std-30-40-60	VINTAGE; Cast; .9804" Pin Dia.; 2 Rings 5/64 Groove, 1 Ring 3/16 Groove, 1.700 CD, Flat Head w/4 valve reliefs - 10.1:1 C.R.	

(continued on next page)

GM Car (Incl. Buick, Cad., Chev., Olds., Pontiac)

418 389 6.4L (6376cc) OHV V8 (16 Valve) (Pontiac), 4.0625" Bore (GMC Eng.), 2 Bbl. "Eng. Code A5" 1961
(cont.)

BLOCK	QTY	PISTON (cont.)	YEARS	PART NO.	DESCRIPTION	BLOCK
	8	Cast Piston - Individual	61	W288P Std-30-40-60	VINTAGE; Cast; .9804" Pin Dia.; 2 Rings 5/64 Groove, 1 Ring 3/16 Groove, 1.700 CD, Flat Head w/4 valve reliefs - 10.1:1 C.R.	
	1	Premium Set	61	E-253K 30 30-40-60	VINTAGE; 2-5/64, 1-3/16; Premium Moly	
	1	Standard Set	61	E-253X Std-30-40-60	VINTAGE; 2-5/64, 1-3/16; Iron	
	1	Main Set	61	113M Std-10-20	Performance; 3/4 grooved	
	1	Main Set	61	4040M Std-1-10-20-30	VINTAGE; Grooved upper main brgs.	
	1	Rod Set	61	8-7050CH Std-10-20	Performance	
	1	Cam Set	61	1146M Std Only	VINTAGE	
	1	Oil Pump	61	224-43364S	High Pressure; 3/4" inlet tube; Incl. screen	
	1	Inter. Shaft	61	224-61236		
	1	Screen Assy.	61	224-11236	3/4" inlet tube	
	1	Brass Block Plug Kit	61	381-8021	VINTAGE	
	1	Steel Block Plug Kit	61	381-4028		
	1	Brass Deep Cup Freeze Plug	61	381-9010	0.938" Diameter	
	1	Brass Deep Cup Freeze Plug	61	381-9026	1.953" Diameter	
	1	Steel Deep Cup Freeze Plug	61	381-3039	0.938" Diameter	
	1	Steel Deep Cup Freeze Plug	61	381-3042	1.953" Diameter	
	1	Steel Deep Cup Freeze Plug	61	381-3112	2.063" Diameter	

419 389 6.4L (6376cc) OHV V8 (16 Valve) (Pontiac), 4.0625" Bore (GMC Eng.), 4 Bbl. "Eng. Code B1" 1961-1960

VALVE TRAIN	QTY	TIMING	YEARS	PART NO.	DESCRIPTION	VALVE TRAIN
	1	3 Piece Set	61-60	KT3-350S	VINTAGE; 223-305, 223-371 not sold separately; (1) 222-350; (1) 223-305; (1) 223-371	
	16	Lifter	61-60	HT-951 Std Only	Hyd.	
	16	Lifter, Bulk	61-60	HT-951B Std Only	Hyd.; Carton of 128	
	16	Push Rod	61	RP-3164 Std-35-60	8.6930" O.A.L.	
	16	Push Rod	61	RP-3213R Std Only	Chrome-Moly; 8.6900" O.A.L.	
	16	Push Rod	60	RP-3229R Std Only	Chrome-Moly; 9.1300" O.A.L.	
	16	Push Rod	60	RP-3028 Std Only	VINTAGE; 9.1360" O.A.L.	
	16	Push Rod, Bulk	60	BRP-3028 Std Only	VINTAGE; Carton of 100; 9.1360" O.A.L.	
	16	Arm Assy.	61	R-848 Std Only	VINTAGE; Incl. arm & ball	
	16	Arm	61	R-848A Std Only		
	8	Intake	61	V-1532 Std Only	VINTAGE; 1.8820" Head Dia., 0.3409" Stem Dia., 4.8543" O.A.L.	
	8	Guide	60	VG-5034 Std Only	Loc. Exh.; Cut to fit; 0.3430" ID, 2.5000" O.A.L	
	8	Guide	60	VG-5072 Std Only	VINTAGE; Cut to fit; 0.3440" ID, 2.8750" O.A.L	
	8	Guide	60	VG-5037 Std Only	VINTAGE; Loc. Int.; 0.3420" ID, 2.7500" O.A.L	
	8	Guide	60	VG-5075T Std Only	VINTAGE; Loc. Int.; Threaded; 0.3440" ID, 2.8750" O.A.L	
	8	Guide, Bulk	60	VG-5072B Std Only	VINTAGE; Cut to fit; Carton of 100; 0.3440" ID, 2.8750" O.A.L	
	8	Guide, Bulk	60	VG-5075TB Std Only	VINTAGE; Loc. Int.; Threaded; Carton of 100; 0.3440" ID, 2.8750" O.A.L	
	16	Spring	61	VS-445 Std Only	VINTAGE; Loc. Inner; 1.8120" Free Height	
	16	Spring	61	VS-446 Std Only	VINTAGE; Loc. Outer; 1.9800" Free Height	
	16	Spring	60	VS-445 Std Only	VINTAGE; Loc. Inner; w/M/T; 1.8120" Free Height	
	16	Spring	60	VS-446 Std Only	VINTAGE; Loc. Outer; w/M/T; 1.9800" Free Height	
	16	Valve Stem Seal	61-60	MV-1233C Std Only	O-Ring; (RBB) Rubber	
	16	Valve Stem Seal	61-60	ST-2092 Std Only	Positive type, Metal Clad; (RBB) Rubber	
	16	Valve Stem Seal	61-60	ST-2003 Std Only	Positive type; Installation requires valve guide machining; (RBB) Rubber	
	16	Valve Stem Seal Bulk	61-60	MV-1233 Std Only	O-Ring; Carton of 100; (RBB) Rubber	
	16	Valve Stem Seal Bulk	61-60	ST-2003BC Std Only	Positive type; Installation requires valve guide machining; Carton of 100; (RBB) Rubber	
	8	Seat	61	245-1937-1 Std Only	Loc. Int.; 1.9425" OD, 1.6875" ID, 0.2480" Depth	

(continued on next page)

GM Car (Incl. Buick, Cad., Chev., Olds., Pontiac)

389 6.4L (6376cc) OHV V8 (16 Valve) (Pontiac), 4.0625" Bore (GMC Eng.), 4 Bbl. "Eng. Code B1" 1961-1960 419
(cont.)

QTY	VALVE, MISC	YEARS	PART NO.	DESCRIPTION
32	Keeper	61-60	VK-115A Std Only	1 groove; Square cut key groove; Carton pack 24
32	Keeper	61-60	VK-115 Std Only	1 groove; Square cut key groove; Carton pack 32
32	Keeper	61-60	VK-115R Std Only	1 groove; Square cut key groove; Hardened
32	Keeper, Bulk	61-60	VK-115B Std Only	1 groove; Square cut key groove; Carton of 1000
16	Spring Insert	61-60	259-301A Std Only	VINTAGE; .060"; Carton of 100
QTY	PISTON	YEARS	PART NO.	DESCRIPTION
8	Cast Piston	61-60	288P Std-30-40-60	VINTAGE; Cast; .9804" Pin Dia.; 2 Rings 5/64 Groove, 1 Ring 3/16 Groove, 1.700 CD, Flat Head w/4 valve reliefs - 10.1:1 C.R.
8	Cast Piston - Individual	61-60	W288P Std-30-40-60	VINTAGE; Cast; .9804" Pin Dia.; 2 Rings 5/64 Groove, 1 Ring 3/16 Groove, 1.700 CD, Flat Head w/4 valve reliefs - 10.1:1 C.R.
QTY	RINGS	YEARS	PART NO.	DESCRIPTION
1	Premium Set	61-60	E-253K 30 30-40-60	VINTAGE; 2-5/64, 1-3/16; Premium Moly
1	Standard Set	61-60	E-253X Std-30-40-60	VINTAGE; 2-5/64, 1-3/16; Iron
QTY	ENGINE BEARINGS	YEARS	PART NO.	DESCRIPTION
1	Main Set	61-60	113M Std-10-20	Performance; 3/4 grooved
1	Main Set	61-60	4040M Std-1-10-20-30	VINTAGE; Grooved upper main brgs.
1	Rod Set	61-60	8-7050CH Std-10-20	Performance
1	Cam Set	61-60	1146M Std Only	VINTAGE
QTY	OIL PUMP	YEARS	PART NO.	DESCRIPTION
1	Oil Pump	61-60	224-43364S	High Pressure; 3/4" inlet tube; Incl. screen
1	Inter. Shaft	61-60	224-61236	
1	Screen Assy.	61	224-11236	3/4" inlet tube
QTY	FREEZE PLUGS	YEARS	PART NO.	DESCRIPTION
1	Brass Block Plug Kit	61-60	381-8021	VINTAGE
1	Steel Block Plug Kit	61-60	381-4028	
1	Brass Deep Cup Freeze Plug	61-60	381-9010	0.938" Diameter
1	Brass Deep Cup Freeze Plug	61-60	381-9026	1.953" Diameter
1	Steel Deep Cup Freeze Plug	61-60	381-3039	0.938" Diameter
1	Steel Deep Cup Freeze Plug	61-60	381-3042	1.953" Diameter
1	Steel Deep Cup Freeze Plug	61-60	381-3112	2.063" Diameter

389 6.4L (6376cc) OHV V8 (16 Valve) (Pontiac), 4.0625" Bore (GMC Eng.), 4 Bbl. "Eng. Code B2" 1960 420

QTY	TIMING	YEARS	PART NO.	DESCRIPTION
1	3 Piece Set	60	KT3-350S	VINTAGE; 223-305, 223-371 not sold separately; (1) 222-350; (1) 223-305; (1) 223-371
QTY	CAMSHAFT/LIFTER	YEARS	PART NO.	DESCRIPTION
16	Lifter	60	HT-951 Std Only	Hyd.
16	Lifter, Bulk	60	HT-951B Std Only	Hyd.; Carton of 128
QTY	PUSH ROD	YEARS	PART NO.	DESCRIPTION
16	Push Rod	60	RP-3229R Std Only	Chrome-Moly; 9.1300" O.A.L.
16	Push Rod	60	RP-3028 Std Only	VINTAGE; 9.1360" O.A.L.
16	Push Rod, Bulk	60	BRP-3028 Std Only	VINTAGE; Carton of 100; 9.1360" O.A.L.
QTY	VALVE GUIDE	YEARS	PART NO.	DESCRIPTION
8	Guide	60	VG-5034 Std Only	Loc. Exh.; Cut to fit; 0.3430" ID, 2.5000" O.A.L.
8	Guide	60	VG-5072 Std Only	VINTAGE; Cut to fit; 0.3440" ID, 2.8750" O.A.L.
8	Guide	60	VG-5037 Std Only	VINTAGE; Loc. Int.; 0.3420" ID, 2.7500" O.A.L.
8	Guide	60	VG-5075T Std Only	VINTAGE; Loc. Int.; Threaded; 0.3440" ID, 2.8750" O.A.L.
8	Guide, Bulk	60	VG-5072B Std Only	VINTAGE; Cut to fit; Carton of 100; 0.3440" ID, 2.8750" O.A.L.
8	Guide, Bulk	60	VG-5075TB Std Only	VINTAGE; Loc. Int.; Threaded; Carton of 100; 0.3440" ID, 2.8750" O.A.L.
QTY	VALVE SPRING	YEARS	PART NO.	DESCRIPTION
16	Spring	60	VS-445 Std Only	VINTAGE; Loc. Inner; w/M/T; 1.8120" Free Height
16	Spring	60	VS-446 Std Only	VINTAGE; Loc. Outer; w/M/T; 1.9800" Free Height
QTY	VALVE SEAL	YEARS	PART NO.	DESCRIPTION
16	Valve Stem Seal	60	MV-1233C Std Only	O-Ring; (RBB) Rubber
16	Valve Stem Seal	60	ST-2092 Std Only	Positive type, Metal Clad; (RBB) Rubber
16	Valve Stem Seal	60	ST-2003 Std Only	Positive type; Installation requires valve guide machining; (RBB) Rubber
16	Valve Stem Seal Bulk	60	MV-1233 Std Only	O-Ring; Carton of 100; (RBB) Rubber
16	Valve Stem Seal Bulk	60	ST-2003BC Std Only	Positive type; Installation requires valve guide machining; Carton of 100; (RBB) Rubber
QTY	VALVE, MISC	YEARS	PART NO.	DESCRIPTION
32	Keeper	60	VK-115A Std Only	1 groove; Square cut key groove; Carton pack 24
32	Keeper	60	VK-115 Std Only	1 groove; Square cut key groove; Carton pack 32
32	Keeper	60	VK-115R Std Only	1 groove; Square cut key groove; Hardened

(continued on next page)

GM Car (Incl. Buick, Cad., Chev., Olds., Pontiac)

420 389 6.4L (6376cc) OHV V8 (16 Valve) (Pontiac), 4.0625" Bore (GMC Eng.), 4 Bbl. "Eng. Code B2" 1960
(cont.)

QTY	VALVE, MISC (cont.)	YEARS	PART NO.	DESCRIPTION
32	Keeper, Bulk	60	VK-115B Std Only	1 groove; Square cut key groove; Carton of 1000
16	Spring Insert	60	259-301A Std Only	VINTAGE; .060"; Carton of 100
QTY	PISTON	YEARS	PART NO.	DESCRIPTION
8	Cast Piston	60	288P Std-30-40-60	VINTAGE; Cast; .9804" Pin Dia.; 2 Rings 5/64 Groove, 1 Ring 3/16 Groove, 1.700 CD, Flat Head w/4 valve reliefs - 10.1:1 C.R.
8	Cast Piston - Individual	60	W288P Std-30-40-60	VINTAGE; Cast; .9804" Pin Dia.; 2 Rings 5/64 Groove, 1 Ring 3/16 Groove, 1.700 CD, Flat Head w/4 valve reliefs - 10.1:1 C.R.
QTY	RINGS	YEARS	PART NO.	DESCRIPTION
1	Premium Set	60	E-253K 30 30-40-60	VINTAGE; 2-5/64, 1-3/16; Premium Moly
1	Standard Set	60	E-253X Std-30-40-60	VINTAGE; 2-5/64, 1-3/16; Iron
QTY	ENGINE BEARINGS	YEARS	PART NO.	DESCRIPTION
1	Main Set	60	113M Std-10-20	Performance; 3/4 grooved
1	Main Set	60	4040M Std-1-10-20-30	VINTAGE; Grooved upper main brgs.
1	Rod Set	60	8-7050CH Std-10-20	Performance
1	Cam Set	60	1146M Std Only	VINTAGE
QTY	OIL PUMP	YEARS	PART NO.	DESCRIPTION
1	Oil Pump	60	224-43364S	High Pressure; 3/4" inlet tube; Incl. screen
1	Inter. Shaft	60	224-61236	
QTY	FREEZE PLUGS	YEARS	PART NO.	DESCRIPTION
1	Brass Block Plug Kit	60	381-8021	VINTAGE
1	Steel Block Plug Kit	60	381-4028	
1	Brass Deep Cup Freeze Plug	60	381-9010	0.938" Diameter
1	Brass Deep Cup Freeze Plug	60	381-9026	1.953" Diameter
1	Steel Deep Cup Freeze Plug	60	381-3039	0.938" Diameter
1	Steel Deep Cup Freeze Plug	60	381-3042	1.953" Diameter
1	Steel Deep Cup Freeze Plug	60	381-3112	2.063" Diameter

421 389 6.4L (6376cc) OHV V8 (16 Valve) (Pontiac), 4.0625" Bore (GMC Eng.), 4 Bbl. "Eng. Code B4" 1961

QTY	TIMING	YEARS	PART NO.	DESCRIPTION
1	3 Piece Set	61	KT3-350S	VINTAGE; 223-305, 223-371 not sold separately; (1) 222-350; (1) 223-305; (1) 223-371
QTY	CAMSHAFT/LIFTER	YEARS	PART NO.	DESCRIPTION
16	Lifter	61	HT-951 Std Only	Hyd.
16	Lifter, Bulk	61	HT-951B Std Only	Hyd.; Carton of 128
QTY	PUSH ROD	YEARS	PART NO.	DESCRIPTION
16	Push Rod	61	RP-3164 Std-35-60	8.6930" O.A.L.
16	Push Rod	61	RP-3213R Std Only	Chrome-Moly; 8.6900" O.A.L.
QTY	ROCKER PARTS	YEARS	PART NO.	DESCRIPTION
16	Arm Assy.	61	R-848 Std Only	VINTAGE; Incl. arm & ball
16	Arm	61	R-848A Std Only	
QTY	VALVE	YEARS	PART NO.	DESCRIPTION
8	Intake	61	V-1532 Std Only	VINTAGE; 1.8820" Head Dia., 0.3409" Stem Dia., 4.8543" O.A.L.
QTY	VALVE SPRING	YEARS	PART NO.	DESCRIPTION
16	Spring	61	VS-445 Std Only	VINTAGE; Loc. Inner; 1.8120" Free Height
16	Spring	61	VS-446 Std Only	VINTAGE; Loc. Outer; 1.9800" Free Height
QTY	VALVE SEAL	YEARS	PART NO.	DESCRIPTION
16	Valve Stem Seal	61	MV-1233C Std Only	O-Ring; (RBB) Rubber
16	Valve Stem Seal	61	ST-2092 Std Only	Positive type, Metal Clad; (RBB) Rubber
16	Valve Stem Seal	61	ST-2003 Std Only	Positive type; Installation requires valve guide machining; (RBB) Rubber
16	Valve Stem Seal Bulk	61	MV-1233 Std Only	O-Ring; Carton of 100; (RBB) Rubber
16	Valve Stem Seal Bulk	61	ST-2003BC Std Only	Positive type; Installation requires valve guide machining; Carton of 100; (RBB) Rubber
QTY	VALVE SEAT	YEARS	PART NO.	DESCRIPTION
8	Seat	61	245-1937-1 Std Only	Loc. Int.; 1.9425" OD, 1.6875" ID, 0.2480" Depth
QTY	VALVE, MISC	YEARS	PART NO.	DESCRIPTION
32	Keeper	61	VK-115A Std Only	1 groove; Square cut key groove; Carton pack 24
32	Keeper	61	VK-115 Std Only	1 groove; Square cut key groove; Carton pack 32
32	Keeper	61	VK-115R Std Only	1 groove; Square cut key groove; Hardened
32	Keeper, Bulk	61	VK-115B Std Only	1 groove; Square cut key groove; Carton of 1000
16	Spring Insert	61	259-301A Std Only	VINTAGE; .060"; Carton of 100

(continued on next page)

GM Car (Incl. Buick, Cad., Chev., Olds., Pontiac)

389 6.4L (6376cc) OHV V8 (16 Valve) (Pontiac), 4.0625" Bore (GMC Eng.), 4 Bbl. "Eng. Code B4" 1961 421 (cont.)

QTY	PISTON	YEARS	PART NO.	DESCRIPTION
8	Cast Piston	61	288P Std-30-40-60	VINTAGE; Cast; .9804" Pin Dia.; 2 Rings 5/64 Groove, 1 Ring 3/16 Groove, 1.700 CD, Flat Head w/4 valve reliefs - 10.1:1 C.R.
8	Cast Piston - Individual	61	W288P Std-30-40-60	VINTAGE; Cast; .9804" Pin Dia.; 2 Rings 5/64 Groove, 1 Ring 3/16 Groove, 1.700 CD, Flat Head w/4 valve reliefs - 10.1:1 C.R.
QTY	RINGS	YEARS	PART NO.	DESCRIPTION
1	Premium Set	61	E-253K 30 30-40-60	VINTAGE; 2-5/64, 1-3/16; Premium Moly
1	Standard Set	61	E-253X Std-30-40-60	VINTAGE; 2-5/64, 1-3/16; Iron
QTY	ENGINE BEARINGS	YEARS	PART NO.	DESCRIPTION
1	Main Set	61	113M Std-10-20	Performance; 3/4 grooved
1	Main Set	61	4040M Std-1-10-20-30	VINTAGE; Grooved upper main brgs.
1	Rod Set	61	8-7050CH Std-10-20	Performance
1	Cam Set	61	1146M Std Only	VINTAGE
QTY	OIL PUMP	YEARS	PART NO.	DESCRIPTION
1	Oil Pump	61	224-43364S	High Pressure; 3/4" inlet tube; Incl. screen
1	Inter. Shaft	61	224-61236	
1	Screen Assy.	61	224-11236	3/4" inlet tube
QTY	FREEZE PLUGS	YEARS	PART NO.	DESCRIPTION
1	Brass Block Plug Kit	61	381-8021	VINTAGE
1	Steel Block Plug Kit	61	381-4028	
1	Brass Deep Cup Freeze Plug	61	381-9010	0.938" Diameter
1	Brass Deep Cup Freeze Plug	61	381-9026	1.953" Diameter
1	Steel Deep Cup Freeze Plug	61	381-3039	0.938" Diameter
1	Steel Deep Cup Freeze Plug	61	381-3042	1.953" Diameter
1	Steel Deep Cup Freeze Plug	61	381-3112	2.063" Diameter

389 6.4L (6376cc) OHV V8 (16 Valve) (Pontiac), 4.0625" Bore (GMC Eng.), 4 Bbl. "Eng. Code B5" 1961 422

QTY	TIMING	YEARS	PART NO.	DESCRIPTION
1	3 Piece Set	61	KT3-350S	VINTAGE; 223-305, 223-371 not sold separately; (1) 222-350; (1) 223-305; (1) 223-371
QTY	CAMSHAFT/LIFTER	YEARS	PART NO.	DESCRIPTION
16	Lifter	61	HT-951 Std Only	Hyd.
16	Lifter, Bulk	61	HT-951B Std Only	Hyd.; Carton of 128
QTY	PUSH ROD	YEARS	PART NO.	DESCRIPTION
16	Push Rod	61	RP-3164 Std-35-60	8.6930" O.A.L.
16	Push Rod	61	RP-3213R Std Only	Chrome-Moly; 8.6900" O.A.L.
QTY	ROCKER PARTS	YEARS	PART NO.	DESCRIPTION
16	Arm Assy.	61	R-848 Std Only	VINTAGE; Incl. arm & ball
16	Arm	61	R-848A Std Only	
QTY	VALVE	YEARS	PART NO.	DESCRIPTION
8	Intake	61	V-1532 Std Only	VINTAGE; 1.8820" Head Dia., 0.3409" Stem Dia., 4.8543" O.A.L.
QTY	VALVE SPRING	YEARS	PART NO.	DESCRIPTION
16	Spring	61	VS-445 Std Only	VINTAGE; Loc. Inner; 1.8120" Free Height
16	Spring	61	VS-446 Std Only	VINTAGE; Loc. Outer; 1.9800" Free Height
QTY	VALVE SEAL	YEARS	PART NO.	DESCRIPTION
16	Valve Stem Seal	61	MV-1233C Std Only	O-Ring; (RBB) Rubber
16	Valve Stem Seal	61	ST-2092 Std Only	Positive type, Metal Clad; (RBB) Rubber
16	Valve Stem Seal	61	ST-2003 Std Only	Positive type; Installation requires valve guide machining; (RBB) Rubber
16	Valve Stem Seal Bulk	61	MV-1233 Std Only	O-Ring; Carton of 100; (RBB) Rubber
16	Valve Stem Seal Bulk	61	ST-2003BC Std Only	Positive type; Installation requires valve guide machining; Carton of 100; (RBB) Rubber
QTY	VALVE SEAT	YEARS	PART NO.	DESCRIPTION
8	Seat	61	245-1937-1 Std Only	Loc. Int.; 1.9425" OD, 1.6875" ID, 0.2480" Depth
QTY	VALVE, MISC	YEARS	PART NO.	DESCRIPTION
32	Keeper	61	VK-115A Std Only	1 groove; Square cut key groove; Carton pack 24
32	Keeper	61	VK-115 Std Only	1 groove; Square cut key groove; Carton pack 32
32	Keeper	61	VK-115R Std Only	1 groove; Square cut key groove; Hardened
32	Keeper, Bulk	61	VK-115B Std Only	1 groove; Square cut key groove; Carton of 1000
16	Spring Insert	61	259-301A Std Only	VINTAGE; .060"; Carton of 100
QTY	PISTON	YEARS	PART NO.	DESCRIPTION
8	Cast Piston	61	288P Std-30-40-60	VINTAGE; Cast; .9804" Pin Dia.; 2 Rings 5/64 Groove, 1 Ring 3/16 Groove, 1.700 CD, Flat Head w/4 valve reliefs - 10.1:1 C.R.

(continued on next page)

GM Car (Incl. Buick, Cad., Chev., Olds., Pontiac)

422 389 6.4L (6376cc) OHV V8 (16 Valve) (Pontiac), 4.0625" Bore (GMC Eng.), 4 Bbl. "Eng. Code B5" 1961
(cont.)

BLOCK	QTY	PISTON (cont.)	YEARS	PART NO.	DESCRIPTION	BLOCK
	8	Cast Piston - Individual	61	W288P Std-30-40-60	VINTAGE; Cast; .9804" Pin Dia.; 2 Rings 5/64 Groove, 1 Ring 3/16 Groove, 1.700 CD, Flat Head w/4 valve reliefs - 10.1:1 C.R.	
	1	Premium Set	61	E-253K 30 30-40-60	VINTAGE; 2-5/64, 1-3/16; Premium Moly	
	1	Standard Set	61	E-253X Std-30-40-60	VINTAGE; 2-5/64, 1-3/16; Iron	
	1	ENGINE BEARINGS	YEARS	PART NO.	DESCRIPTION	
	1	Main Set	61	113M Std-10-20	Performance; 3/4 grooved	
	1	Main Set	61	4040M Std-1-10-20-30	VINTAGE; Grooved upper main brgs.	
	1	Rod Set	61	8-7050CH Std-10-20	Performance	
	1	Cam Set	61	1146M Std Only	VINTAGE	
	1	OIL PUMP	YEARS	PART NO.	DESCRIPTION	
	1	Oil Pump	61	224-43364S	High Pressure; 3/4" inlet tube; Incl. screen	
	1	Inter. Shaft	61	224-61236		
	1	Screen Assy.	61	224-11236	3/4" inlet tube	
	1	FREEZE PLUGS	YEARS	PART NO.	DESCRIPTION	
	1	Brass Block Plug Kit	61	381-8021	VINTAGE	
	1	Steel Block Plug Kit	61	381-4028		
	1	Brass Deep Cup Freeze Plug	61	381-9010	0.938" Diameter	
	1	Brass Deep Cup Freeze Plug	61	381-9026	1.953" Diameter	
	1	Steel Deep Cup Freeze Plug	61	381-3039	0.938" Diameter	
	1	Steel Deep Cup Freeze Plug	61	381-3042	1.953" Diameter	
	1	Steel Deep Cup Freeze Plug	61	381-3112	2.063" Diameter	

423 389 6.4L (6376cc) OHV V8 (16 Valve) (Pontiac), 4.0625" Bore (GMC Eng.), 3-2 Bbl. "Eng. Code C0" 1961

VALVE TRAIN	QTY	TIMING	YEARS	PART NO.	DESCRIPTION	VALVE TRAIN
	1	3 Piece Set	61	KT3-350S	VINTAGE; 223-305, 223-371 not sold separately; (1) 222-350; (1) 223-305; (1) 223-371	
	16	CAMSHAFT/LIFTER	YEARS	PART NO.	DESCRIPTION	
	16	Lifter	61	HT-951 Std Only	Hyd.	
	16	Lifter, Bulk	61	HT-951B Std Only	Hyd.; Carton of 128	
	16	PUSH ROD	YEARS	PART NO.	DESCRIPTION	
	16	Push Rod	61	RP-3164 Std-35-60	8.6930" O.A.L.	
	16	Push Rod	61	RP-3213R Std Only	Chrome-Moly; 8.6900" O.A.L.	
	16	ROCKER PARTS	YEARS	PART NO.	DESCRIPTION	
	16	Arm Assy.	61	R-848 Std Only	VINTAGE; Incl. arm & ball	
	16	Arm	61	R-848A Std Only		
	8	VALVE	YEARS	PART NO.	DESCRIPTION	
	8	Intake	61	V-1532 Std Only	VINTAGE; 1.8820" Head Dia., 0.3409" Stem Dia., 4.8543" O.A.L.	
	16	VALVE SPRING	YEARS	PART NO.	DESCRIPTION	
	16	Spring	61	VS-445 Std Only	VINTAGE; Loc. Inner; 1.8120" Free Height	
	16	Spring	61	VS-446 Std Only	VINTAGE; Loc. Outer; 1.9800" Free Height	
	16	VALVE SEAL	YEARS	PART NO.	DESCRIPTION	
	16	Valve Stem Seal	61	MV-1233C Std Only	O-Ring; (RBB) Rubber	
	16	Valve Stem Seal	61	ST-2092 Std Only	Positive type, Metal Clad; (RBB) Rubber	
	16	Valve Stem Seal	61	ST-2003 Std Only	Positive type; Installation requires valve guide machining; (RBB) Rubber	
	16	Valve Stem Seal Bulk	61	MV-1233 Std Only	O-Ring; Carton of 100; (RBB) Rubber	
	16	Valve Stem Seal Bulk	61	ST-2003BC Std Only	Positive type; Installation requires valve guide machining; Carton of 100; (RBB) Rubber	
	8	VALVE SEAT	YEARS	PART NO.	DESCRIPTION	
	8	Seat	61	245-1937-1 Std Only	Loc. Int.; 1.9425" OD, 1.6875" ID, 0.2480" Depth	
	32	VALVE, MISC	YEARS	PART NO.	DESCRIPTION	
	32	Keeper	61	VK-115A Std Only	1 groove; Square cut key groove; Carton pack 24	
	32	Keeper	61	VK-115 Std Only	1 groove; Square cut key groove; Carton pack 32	
	32	Keeper	61	VK-115R Std Only	1 groove; Square cut key groove; Hardened	
	32	Keeper, Bulk	61	VK-115B Std Only	1 groove; Square cut key groove; Carton of 1000	
	16	Spring Insert	61	259-301A Std Only	VINTAGE; .060"; Carton of 100	
	8	PISTON	YEARS	PART NO.	DESCRIPTION	
	8	Cast Piston	61	288P Std-30-40-60	VINTAGE; Cast; .9804" Pin Dia.; 2 Rings 5/64 Groove, 1 Ring 3/16 Groove, 1.700 CD, Flat Head w/4 valve reliefs - 10.1:1 C.R.	
	8	Cast Piston - Individual	61	W288P Std-30-40-60	VINTAGE; Cast; .9804" Pin Dia.; 2 Rings 5/64 Groove, 1 Ring 3/16 Groove, 1.700 CD, Flat Head w/4 valve reliefs - 10.1:1 C.R.	

(continued on next page)

GM Car (Incl. Buick, Cad., Chev., Olds., Pontiac)

389 6.4L (6376cc) OHV V8 (16 Valve) (Pontiac), 4.0625" Bore (GMC Eng.), 3-2 Bbl. "Eng. Code C0" 1961 423
(cont.)

BLOCK	QTY	RINGS	YEARS	PART NO.	DESCRIPTION	BLOCK
	1	Premium Set	61	E-253K 30 30-40-60	VINTAGE; 2-5/64, 1-3/16; Premium Moly	
	1	Standard Set	61	E-253X Std-30-40-60	VINTAGE; 2-5/64, 1-3/16; Iron	
BLOCK	QTY	ENGINE BEARINGS	YEARS	PART NO.	DESCRIPTION	BLOCK
	1	Main Set	61	113M Std-10-20	Performance; 3/4 grooved	
	1	Main Set	61	4040M Std-1-10-20-30	VINTAGE; Grooved upper main brgs.	
	1	Rod Set	61	8-7050CH Std-10-20	Performance	
	1	Rod Set	61	8-1555CPA Std-10-20-30-40	VINTAGE	
	8	Rod Pair	61	1555CPA Std-10-20-30-40	VINTAGE	
	1	Cam Set	61	1146M Std Only	VINTAGE	
BLOCK	QTY	OIL PUMP	YEARS	PART NO.	DESCRIPTION	BLOCK
	1	Oil Pump	61	224-43364S	High Pressure; 3/4" inlet tube; Incl. screen	
	1	Inter. Shaft	61	224-61236		
	1	Screen Assy.	61	224-11236	3/4" inlet tube	
BLOCK	QTY	FREEZE PLUGS	YEARS	PART NO.	DESCRIPTION	BLOCK
	1	Brass Block Plug Kit	61	381-8021	VINTAGE	
	1	Steel Block Plug Kit	61	381-4028		
	1	Brass Deep Cup Freeze Plug	61	381-9010	0.938" Diameter	
	1	Brass Deep Cup Freeze Plug	61	381-9026	1.953" Diameter	
	1	Steel Deep Cup Freeze Plug	61	381-3039	0.938" Diameter	
	1	Steel Deep Cup Freeze Plug	61	381-3042	1.953" Diameter	
	1	Steel Deep Cup Freeze Plug	61	381-3112	2.063" Diameter	

389 6.4L (6376cc) OHV V8 (16 Valve) (Pontiac), 4.0625" Bore (GMC Eng.), 3-2 Bbl. "Eng. Code C1" 1960 424

VALVE TRAIN	QTY	TIMING	YEARS	PART NO.	DESCRIPTION	VALVE TRAIN
	1	3 Piece Set	60	KT3-350S	VINTAGE; 223-305, 223-371 not sold separately; (1) 222-350; (1) 223-305; (1) 223-371	
VALVE TRAIN	QTY	CAMSHAFT/LIFTER	YEARS	PART NO.	DESCRIPTION	VALVE TRAIN
	16	Lifter	60	HT-951 Std Only	Hyd.	
	16	Lifter, Bulk	60	HT-951B Std Only	Hyd.; Carton of 128	
VALVE TRAIN	QTY	PUSH ROD	YEARS	PART NO.	DESCRIPTION	VALVE TRAIN
	16	Push Rod	60	RP-3229R Std Only	Chrome-Moly; 9.1300" O.A.L.	
	16	Push Rod	60	RP-3028 Std Only	VINTAGE; 9.1360" O.A.L.	
	16	Push Rod, Bulk	60	BRP-3028 Std Only	VINTAGE; Carton of 100; 9.1360" O.A.L.	
VALVE TRAIN	QTY	VALVE GUIDE	YEARS	PART NO.	DESCRIPTION	VALVE TRAIN
	8	Guide	60	VG-5034 Std Only	Loc. Exh.; Cut to fit; 0.3430" ID, 2.5000" O.A.L.	
	8	Guide	60	VG-5072 Std Only	VINTAGE; Cut to fit; 0.3440" ID, 2.8750" O.A.L.	
	8	Guide	60	VG-5037 Std Only	VINTAGE; Loc. Int.; 0.3420" ID, 2.7500" O.A.L.	
	8	Guide	60	VG-5075T Std Only	VINTAGE; Loc. Int.; Threaded; 0.3440" ID, 2.8750" O.A.L.	
	8	Guide, Bulk	60	VG-5072B Std Only	VINTAGE; Cut to fit; Carton of 100; 0.3440" ID, 2.8750" O.A.L.	
	8	Guide, Bulk	60	VG-5075TB Std Only	VINTAGE; Loc. Int.; Threaded; Carton of 100; 0.3440" ID, 2.8750" O.A.L.	
VALVE TRAIN	QTY	VALVE SEAL	YEARS	PART NO.	DESCRIPTION	VALVE TRAIN
	16	Valve Stem Seal	60	MV-1233C Std Only	O-Ring; (RBB) Rubber	
	16	Valve Stem Seal	60	ST-2092 Std Only	Positive type, Metal Clad; (RBB) Rubber	
	16	Valve Stem Seal	60	ST-2003 Std Only	Positive type; Installation requires valve guide machining; (RBB) Rubber	
	16	Valve Stem Seal Bulk	60	MV-1233 Std Only	O-Ring; Carton of 100; (RBB) Rubber	
	16	Valve Stem Seal Bulk	60	ST-2003BC Std Only	Positive type; Installation requires valve guide machining; Carton of 100; (RBB) Rubber	
VALVE TRAIN	QTY	VALVE, MISC	YEARS	PART NO.	DESCRIPTION	VALVE TRAIN
	32	Keeper	60	VK-115A Std Only	1 groove; Square cut key groove; Carton pack 24	
	32	Keeper	60	VK-115 Std Only	1 groove; Square cut key groove; Carton pack 32	
	32	Keeper	60	VK-115R Std Only	1 groove; Square cut key groove; Hardened	
	32	Keeper, Bulk	60	VK-115B Std Only	1 groove; Square cut key groove; Carton of 1000	
	16	Spring Insert	60	259-301A Std Only	VINTAGE; .060"; Carton of 100	
BLOCK	QTY	PISTON	YEARS	PART NO.	DESCRIPTION	BLOCK
	8	Cast Piston	60	288P Std-30-40-60	VINTAGE; Cast; .9804" Pin Dia.; 2 Rings 5/64 Groove, 1 Ring 3/16 Groove, 1.700 CD, Flat Head w/4 valve reliefs - 10.1:1 C.R.	
	8	Cast Piston - Individual	60	W288P Std-30-40-60	VINTAGE; Cast; .9804" Pin Dia.; 2 Rings 5/64 Groove, 1 Ring 3/16 Groove, 1.700 CD, Flat Head w/4 valve reliefs - 10.1:1 C.R.	
BLOCK	QTY	RINGS	YEARS	PART NO.	DESCRIPTION	BLOCK
	1	Premium Set	60	E-253K 30 30-40-60	VINTAGE; 2-5/64, 1-3/16; Premium Moly	
	1	Standard Set	60	E-253X Std-30-40-60	VINTAGE; 2-5/64, 1-3/16; Iron	
BLOCK	QTY	ENGINE BEARINGS	YEARS	PART NO.	DESCRIPTION	BLOCK
	1	Main Set	60	113M Std-10-20	Performance; 3/4 grooved	

(continued on next page)

GM Car (Incl. Buick, Cad., Chev., Olds., Pontiac)

424 389 6.4L (6376cc) OHV V8 (16 Valve) (Pontiac), 4.0625" Bore (GMC Eng.), 3-2 Bbl. "Eng. Code C1" 1960
(cont.)

BLOCK	ENGINE BEARINGS					BLOCK
QTY	(cont.)	YEARS	PART NO.	DESCRIPTION		
1	Main Set	60	4040M	Std-1-10-20-30 VINTAGE; Grooved upper main brgs.		
1	Rod Set	60	8-7050CH	Std-10-20 Performance		
1	Rod Set	60	8-1555CPA	Std-10-20-30-40 VINTAGE		
8	Rod Pair	60	1555CPA	Std-10-20-30-40 VINTAGE		
1	Cam Set	60	1146M	Std Only VINTAGE		
QTY	OIL PUMP		YEARS	PART NO.	DESCRIPTION	
1	Oil Pump		60	224-43364S	High Pressure; 3/4" inlet tube; Incl. screen	
1	Inter. Shaft		60	224-61236		
QTY	FREEZE PLUGS		YEARS	PART NO.	DESCRIPTION	
1	Brass Block Plug Kit		60	381-8021	VINTAGE	
1	Steel Block Plug Kit		60	381-4028		
1	Brass Deep Cup Freeze Plug		60	381-9010	0.938" Diameter	
1	Brass Deep Cup Freeze Plug		60	381-9026	1.953" Diameter	
1	Steel Deep Cup Freeze Plug		60	381-3039	0.938" Diameter	
1	Steel Deep Cup Freeze Plug		60	381-3042	1.953" Diameter	
1	Steel Deep Cup Freeze Plug		60	381-3112	2.063" Diameter	

425 389 6.4L (6376cc) OHV V8 (16 Valve) (Pontiac), 4.0625" Bore (GMC Eng.), 3-2 Bbl. "Eng. Code C4" 1961-1960

VALVE TRAIN	QTY	TIMING	YEARS	PART NO.	DESCRIPTION	VALVE TRAIN
	1	3 Piece Set	61-60	KT3-350S	VINTAGE; 223-305, 223-371 not sold separately; (1) 222-350; (1) 223-305; (1) 223-371	
	QTY	CAMSHAFT/LIFTER		YEARS	PART NO.	DESCRIPTION
	16	Lifter		61-60	HT-951	Std Only Hyd.
	16	Lifter, Bulk		61-60	HT-951B	Std Only Hyd.; Carton of 128
	QTY	PUSH ROD		YEARS	PART NO.	DESCRIPTION
	16	Push Rod		61	RP-3164	Std-35-60 8.6930" O.A.L.
	16	Push Rod		61	RP-3213R	Std Only Chrome-Moly; 8.6900" O.A.L.
	16	Push Rod		60	RP-3229R	Std Only Chrome-Moly; 9.1300" O.A.L.
	16	Push Rod		60	RP-3028	Std Only VINTAGE; 9.1360" O.A.L.
	16	Push Rod, Bulk		60	BRP-3028	Std Only VINTAGE; Carton of 100; 9.1360" O.A.L.
	QTY	ROCKER PARTS		YEARS	PART NO.	DESCRIPTION
	16	Arm Assy.		61	R-848	Std Only VINTAGE; Incl. arm & ball
	16	Arm		61	R-848A	Std Only
	QTY	VALVE		YEARS	PART NO.	DESCRIPTION
	8	Intake		61	V-1532	Std Only VINTAGE; 1.8820" Head Dia., 0.3409" Stem Dia., 4.8543" O.A.L.
	QTY	VALVE GUIDE		YEARS	PART NO.	DESCRIPTION
	8	Guide		60	VG-5034	Std Only Loc. Exh.; Cut to fit; 0.3430" ID, 2.5000" O.A.L
	8	Guide		60	VG-5072	Std Only VINTAGE; Cut to fit; 0.3440" ID, 2.8750" O.A.L
	8	Guide		60	VG-5037	Std Only VINTAGE; Loc. Int.; 0.3420" ID, 2.7500" O.A.L
	8	Guide		60	VG-5075T	Std Only VINTAGE; Loc. Int.; Threaded; 0.3440" ID, 2.8750" O.A.L
	8	Guide, Bulk		60	VG-5072B	Std Only VINTAGE; Cut to fit; Carton of 100; 0.3440" ID, 2.8750" O.A.L
	8	Guide, Bulk		60	VG-5075TB	Std Only VINTAGE; Loc. Int.; Threaded; Carton of 100; 0.3440" ID, 2.8750" O.A.L
	QTY	VALVE SPRING		YEARS	PART NO.	DESCRIPTION
	16	Spring		61	VS-445	Std Only VINTAGE; Loc. Inner; 1.8120" Free Height
	16	Spring		61	VS-446	Std Only VINTAGE; Loc. Outer; 1.9800" Free Height
	QTY	VALVE SEAL		YEARS	PART NO.	DESCRIPTION
	16	Valve Stem Seal		61-60	MV-1233C	Std Only O-Ring; (RBB) Rubber
	16	Valve Stem Seal		61-60	ST-2092	Std Only Positive type, Metal Clad; (RBB) Rubber
	16	Valve Stem Seal		61-60	ST-2003	Std Only Positive type; Installation requires valve guide machining; (RBB) Rubber
	16	Valve Stem Seal Bulk		61-60	MV-1233	Std Only O-Ring; Carton of 100; (RBB) Rubber
	16	Valve Stem Seal Bulk		61-60	ST-2003BC	Std Only Positive type; Installation requires valve guide machining; Carton of 100; (RBB) Rubber
	QTY	VALVE SEAT		YEARS	PART NO.	DESCRIPTION
	8	Seat		61	245-1937-1	Std Only Loc. Int.; 1.9425" OD, 1.6875" ID, 0.2480" Depth
	QTY	VALVE, MISC		YEARS	PART NO.	DESCRIPTION
	32	Keeper		61-60	VK-115A	Std Only 1 groove; Square cut key groove; Carton pack 24
	32	Keeper		61-60	VK-115	Std Only 1 groove; Square cut key groove; Carton pack 32
	32	Keeper		61-60	VK-115R	Std Only 1 groove; Square cut key groove; Hardened
	32	Keeper, Bulk		61-60	VK-115B	Std Only 1 groove; Square cut key groove; Carton of 1000
	16	Spring Insert		61-60	259-301A	Std Only VINTAGE; .060"; Carton of 100

(continued on next page)

GM Car (Incl. Buick, Cad., Chev., Olds., Pontiac)

389 6.4L (6376cc) OHV V8 (16 Valve) (Pontiac), 4.0625" Bore (GMC Eng.), 3-2 Bbl. "Eng. Code C4" 1961-1960 425 (cont.)

QTY	PISTON	YEARS	PART NO.	DESCRIPTION
8	Cast Piston	61-60	288P Std-30-40-60	VINTAGE; Cast; .9804" Pin Dia.; 2 Rings 5/64 Groove, 1 Ring 3/16 Groove, 1.700 CD, Flat Head w/4 valve reliefs - 10.1:1 C.R.
8	Cast Piston - Individual	61-60	W288P Std-30-40-60	VINTAGE; Cast; .9804" Pin Dia.; 2 Rings 5/64 Groove, 1 Ring 3/16 Groove, 1.700 CD, Flat Head w/4 valve reliefs - 10.1:1 C.R.
QTY	RINGS	YEARS	PART NO.	DESCRIPTION
1	Premium Set	61-60	E-253K 30 30-40-60	VINTAGE; 2-5/64, 1-3/16; Premium Moly
1	Standard Set	61-60	E-253X Std-30-40-60	VINTAGE; 2-5/64, 1-3/16; Iron
QTY	ENGINE BEARINGS	YEARS	PART NO.	DESCRIPTION
1	Main Set	61-60	113M Std-10-20	Performance; 3/4 grooved
1	Main Set	61-60	4040M Std-1-10-20-30	VINTAGE; Grooved upper main brgs.
1	Rod Set	61-60	8-7050CH Std-10-20	Performance
1	Rod Set	61-60	8-1555CPA Std-10-20-30-40	VINTAGE
8	Rod Pair	61-60	1555CPA Std-10-20-30-40	VINTAGE
1	Cam Set	61-60	1146M Std Only	VINTAGE
QTY	OIL PUMP	YEARS	PART NO.	DESCRIPTION
1	Oil Pump	61-60	224-43364S	High Pressure; 3/4" inlet tube; Incl. screen
1	Inter. Shaft	61-60	224-61236	
1	Screen Assy.	61	224-11236	3/4" inlet tube
QTY	FREEZE PLUGS	YEARS	PART NO.	DESCRIPTION
1	Brass Block Plug Kit	61-60	381-8021	VINTAGE
1	Steel Block Plug Kit	61-60	381-4028	
1	Brass Deep Cup Freeze Plug	61-60	381-9010	0.938" Diameter
1	Brass Deep Cup Freeze Plug	61-60	381-9026	1.953" Diameter
1	Steel Deep Cup Freeze Plug	61-60	381-3039	0.938" Diameter
1	Steel Deep Cup Freeze Plug	61-60	381-3042	1.953" Diameter
1	Steel Deep Cup Freeze Plug	61-60	381-3112	2.063" Diameter

389 6.4L (6376cc) OHV V8 (16 Valve) (Pontiac), 4.0625" Bore (GMC Eng.), 2 Bbl. "Eng. Code E3" 1961-1960 426

QTY	TIMING	YEARS	PART NO.	DESCRIPTION
1	3 Piece Set	61-60	KT3-350S	VINTAGE; 223-305, 223-371 not sold separately; (1) 222-350; (1) 223-305; (1) 223-371
QTY	CAMSHAFT/LIFTER	YEARS	PART NO.	DESCRIPTION
1	Camshaft	61	CS-187	VINTAGE; Hydraulic, (050) Duration at .050 Lobe Lift, 190 Exh., 190 Int., 111 Degrees Lobe Separation
1	Camshaft	61-60	CS-187	VINTAGE; w/A/T; Hydraulic, (050) Duration at .050 Lobe Lift, 190 Exh., 190 Int., 111 Degrees Lobe Separation
1	Prelube		55-403 Std Only	1.5 oz. packet
1	Prelube		55-400 Std Only	4 oz. bottle; 1.5 oz. packet No. 55-403 also avail.
16	Lifter	61-60	HT-951 Std Only	Hyd.
16	Lifter, Bulk	61-60	HT-951B Std Only	Hyd.; Carton of 128
QTY	PUSH ROD	YEARS	PART NO.	DESCRIPTION
16	Push Rod	61	RP-3164 Std-35-60	8.6930" O.A.L.
16	Push Rod	61	RP-3213R Std Only	Chrome-Moly; 8.6900" O.A.L.
16	Push Rod	60	RP-3229R Std Only	Chrome-Moly; 9.1300" O.A.L.
16	Push Rod	60	RP-3028 Std Only	VINTAGE; 9.1360" O.A.L.
16	Push Rod, Bulk	60	BRP-3028 Std Only	VINTAGE; Carton of 100; 9.1360" O.A.L.
QTY	ROCKER PARTS	YEARS	PART NO.	DESCRIPTION
16	Arm Assy.	61	R-848 Std Only	VINTAGE; Incl. arm & ball
16	Arm	61	R-848A Std Only	
QTY	VALVE	YEARS	PART NO.	DESCRIPTION
8	Intake	61	V-1532 Std Only	VINTAGE; 1.8820" Head Dia., 0.3409" Stem Dia., 4.8543" O.A.L.
QTY	VALVE GUIDE	YEARS	PART NO.	DESCRIPTION
8	Guide	60	VG-5034 Std Only	Loc. Exh.; Cut to fit; 0.3430" ID, 2.5000" O.A.L
8	Guide	60	VG-5072 Std Only	VINTAGE; Cut to fit; 0.3440" ID, 2.8750" O.A.L
8	Guide	60	VG-5037 Std Only	VINTAGE; Loc. Int.; 0.3420" ID, 2.7500" O.A.L
8	Guide	60	VG-5075T Std Only	VINTAGE; Loc. Int.; Threaded; 0.3440" ID, 2.8750" O.A.L
8	Guide, Bulk	60	VG-5072B Std Only	VINTAGE; Cut to fit; Carton of 100; 0.3440" ID, 2.8750" O.A.L
8	Guide, Bulk	60	VG-5075TB Std Only	VINTAGE; Loc. Int.; Threaded; Carton of 100; 0.3440" ID, 2.8750" O.A.L
QTY	VALVE SPRING	YEARS	PART NO.	DESCRIPTION
16	Spring	61	VS-445 Std Only	VINTAGE; Loc. Inner; 1.8120" Free Height
16	Spring	61	VS-446 Std Only	VINTAGE; Loc. Outer; 1.9800" Free Height
16	Spring	60	VS-445 Std Only	VINTAGE; Loc. Inner; w/M/T; 1.8120" Free Height
16	Spring	60	VS-446 Std Only	VINTAGE; Loc. Outer; w/M/T; 1.9800" Free Height

(continued on next page)

GM Car (Incl. Buick, Cad., Chev., Olds., Pontiac)

426 389 6.4L (6376cc) OHV V8 (16 Valve) (Pontiac), 4.0625" Bore (GMC Eng.), 2 Bbl. "Eng. Code E3" 1961-1960
(cont.)

QTY	VALVE SEAL	YEARS	PART NO.	DESCRIPTION
16	Valve Stem Seal	61-60	MV-1233C Std Only	O-Ring; (RBB) Rubber
16	Valve Stem Seal	61-60	ST-2092 Std Only	Positive type, Metal Clad; (RBB) Rubber
16	Valve Stem Seal	61-60	ST-2003 Std Only	Positive type; Installation requires valve guide machining; (RBB) Rubber
16	Valve Stem Seal Bulk	61-60	MV-1233 Std Only	O-Ring; Carton of 100; (RBB) Rubber
16	Valve Stem Seal Bulk	61-60	ST-2003BC Std Only	Positive type; Installation requires valve guide machining; Carton of 100; (RBB) Rubber
QTY	VALVE SEAT	YEARS	PART NO.	DESCRIPTION
8	Seat	61	245-1937-1 Std Only	Loc. Int.; 1.9425" OD, 1.6875" ID, 0.2480" Depth
QTY	VALVE, MISC	YEARS	PART NO.	DESCRIPTION
32	Keeper	61-60	VK-115A Std Only	1 groove; Square cut key groove; Carton pack 24
32	Keeper	61-60	VK-115 Std Only	1 groove; Square cut key groove; Carton pack 32
32	Keeper	61-60	VK-115R Std Only	1 groove; Square cut key groove; Hardened
32	Keeper, Bulk	61-60	VK-115B Std Only	1 groove; Square cut key groove; Carton of 1000
16	Spring Insert	61-60	259-301A Std Only	VINTAGE; .060"; Carton of 100
QTY	PISTON	YEARS	PART NO.	DESCRIPTION
8	Cast Piston	61-60	288P Std-30-40-60	VINTAGE; Cast; .9804" Pin Dia.; 2 Rings 5/64 Groove, 1 Ring 3/16 Groove, 1.700 CD, Flat Head w/4 valve reliefs - 10.1:1 C.R.
8	Cast Piston - Individual	61-60	W288P Std-30-40-60	VINTAGE; Cast; .9804" Pin Dia.; 2 Rings 5/64 Groove, 1 Ring 3/16 Groove, 1.700 CD, Flat Head w/4 valve reliefs - 10.1:1 C.R.
QTY	RINGS	YEARS	PART NO.	DESCRIPTION
1	Premium Set	61-60	E-253K 30 30-40-60	VINTAGE; 2-5/64, 1-3/16; Premium Moly
1	Standard Set	61-60	E-253X Std-30-40-60	VINTAGE; 2-5/64, 1-3/16; Iron
QTY	ENGINE BEARINGS	YEARS	PART NO.	DESCRIPTION
1	Main Set	61-60	113M Std-10-20	Performance; 3/4 grooved
1	Main Set	61-60	4040M Std-1-10-20-30	VINTAGE; Grooved upper main brgs.
1	Rod Set	61-60	8-7050CH Std-10-20	Performance
1	Cam Set	61-60	1146M Std Only	VINTAGE
QTY	OIL PUMP	YEARS	PART NO.	DESCRIPTION
1	Oil Pump	61-60	224-43364S	High Pressure; 3/4" inlet tube; Incl. screen
1	Inter. Shaft	61-60	224-61236	
1	Screen Assy.	61	224-11236	3/4" inlet tube
QTY	FREEZE PLUGS	YEARS	PART NO.	DESCRIPTION
1	Brass Block Plug Kit	61-60	381-8021	VINTAGE
1	Steel Block Plug Kit	61-60	381-4028	
1	Brass Deep Cup Freeze Plug	61-60	381-9010	0.938" Diameter
1	Brass Deep Cup Freeze Plug	61-60	381-9026	1.953" Diameter
1	Steel Deep Cup Freeze Plug	61-60	381-3039	0.938" Diameter
1	Steel Deep Cup Freeze Plug	61-60	381-3042	1.953" Diameter
1	Steel Deep Cup Freeze Plug	61-60	381-3112	2.063" Diameter

427 389 6.4L (6376cc) OHV V8 (16 Valve) (Pontiac), 4.0625" Bore (GMC Eng.), 2 Bbl. "Eng. Code E7" 1961

QTY	TIMING	YEARS	PART NO.	DESCRIPTION
1	3 Piece Set	61	KT3-350S	VINTAGE; 223-305, 223-371 not sold separately; (1) 222-350; (1) 223-305; (1) 223-371
QTY	CAMSHAFT/LIFTER	YEARS	PART NO.	DESCRIPTION
1	Camshaft	61	CS-187	Exc. Pontiac Star Chief Base; VINTAGE; Hydraulic, (050) Duration at .050 Lobe Lift, 190 Exh., 190 Int., 111 Degrees Lobe Separation
1	Camshaft	61	CS-187	Exc. Pontiac Star Chief Base; VINTAGE; w/A/T; Hydraulic, (050) Duration at .050 Lobe Lift, 190 Exh., 190 Int., 111 Degrees Lobe Separation
1	Prelube		55-403 Std Only	1.5 oz. packet
1	Prelube		55-400 Std Only	4 oz. bottle; 1.5 oz. packet No. 55-403 also avail.
16	Lifter	61	HT-951 Std Only	Hyd.
16	Lifter, Bulk	61	HT-951B Std Only	Hyd.; Carton of 128
QTY	PUSH ROD	YEARS	PART NO.	DESCRIPTION
16	Push Rod	61	RP-3164 Std-35-60	8.6930" O.A.L.
16	Push Rod	61	RP-3213R Std Only	Chrome-Moly; 8.6900" O.A.L.
QTY	ROCKER PARTS	YEARS	PART NO.	DESCRIPTION
16	Arm Assy.	61	R-848 Std Only	VINTAGE; Incl. arm & ball
16	Arm	61	R-848A Std Only	
QTY	VALVE	YEARS	PART NO.	DESCRIPTION
8	Intake	61	V-1532 Std Only	VINTAGE; 1.8820" Head Dia., 0.3409" Stem Dia., 4.8543" O.A.L.

(continued on next page)

GM Car (Incl. Buick, Cad., Chev., Olds., Pontiac)

389 6.4L (6376cc) OHV V8 (16 Valve) (Pontiac), 4.0625" Bore (GMC Eng.), 2 Bbl. "Eng. Code E7" 1961 427 (cont.)

	QTY	VALVE SPRING	YEARS	PART NO.	DESCRIPTION
VALVE TRAIN	16	Spring	61	VS-445 Std Only	VINTAGE; Loc. Inner; 1.8120" Free Height
	16	Spring	61	VS-446 Std Only	VINTAGE; Loc. Outer; 1.9800" Free Height
	16	Valve Stem Seal	61	MV-1233C Std Only	O-Ring; (RBB) Rubber
	16	Valve Stem Seal	61	ST-2092 Std Only	Positive type, Metal Clad; (RBB) Rubber
	16	Valve Stem Seal	61	ST-2003 Std Only	Positive type; Installation requires valve guide machining; (RBB) Rubber
	16	Valve Stem Seal Bulk	61	MV-1233 Std Only	O-Ring; Carton of 100; (RBB) Rubber
	16	Valve Stem Seal Bulk	61	ST-2003BC Std Only	Positive type; Installation requires valve guide machining; Carton of 100; (RBB) Rubber
	8	Seat	61	245-1937-1 Std Only	Loc. Int.; 1.9425" OD, 1.6875" ID, 0.2480" Depth
	32	Keeper	61	VK-115A Std Only	1 groove; Square cut key groove; Carton pack 24
	32	Keeper	61	VK-115 Std Only	1 groove; Square cut key groove; Carton pack 32
32	Keeper	61	VK-115R Std Only	1 groove; Square cut key groove; Hardened	
32	Keeper, Bulk	61	VK-115B Std Only	1 groove; Square cut key groove; Carton of 1000	
16	Spring Insert	61	259-301A Std Only	VINTAGE; .060"; Carton of 100	
BLOCK	8	Cast Piston	61	288P Std-30-40-60	VINTAGE; Cast; .9804" Pin Dia.; 2 Rings 5/64 Groove, 1 Ring 3/16 Groove, 1.700 CD, Flat Head w/4 valve reliefs - 10.1:1 C.R.
	8	Cast Piston - Individual	61	W288P Std-30-40-60	VINTAGE; Cast; .9804" Pin Dia.; 2 Rings 5/64 Groove, 1 Ring 3/16 Groove, 1.700 CD, Flat Head w/4 valve reliefs - 10.1:1 C.R.
	1	Premium Set	61	E-253K 30 30-40-60	VINTAGE; 2-5/64, 1-3/16; Premium Moly
	1	Standard Set	61	E-253X Std-30-40-60	VINTAGE; 2-5/64, 1-3/16; Iron
	1	Main Set	61	113M Std-10-20	Performance; 3/4 grooved
	1	Main Set	61	4040M Std-1-10-20-30	VINTAGE; Grooved upper main brgs.
	1	Rod Set	61	8-7050CH Std-10-20	Performance
	1	Cam Set	61	1146M Std Only	VINTAGE
	1	Oil Pump	61	224-43364S	High Pressure; 3/4" inlet tube; Incl. screen
	1	Inter. Shaft	61	224-61236	
	1	Screen Assy.	61	224-11236	3/4" inlet tube
	1	Brass Block Plug Kit	61	381-8021	VINTAGE
	1	Steel Block Plug Kit	61	381-4028	
	1	Brass Deep Cup Freeze Plug	61	381-9010	0.938" Diameter
	1	Brass Deep Cup Freeze Plug	61	381-9026	1.953" Diameter
1	Steel Deep Cup Freeze Plug	61	381-3039	0.938" Diameter	
1	Steel Deep Cup Freeze Plug	61	381-3042	1.953" Diameter	
1	Steel Deep Cup Freeze Plug	61	381-3112	2.063" Diameter	
389 6.4L (6376cc) OHV V8 (16 Valve) (Pontiac), 4.0625" Bore (GMC Eng.), 4 Bbl. "Eng. Code F0" 1961-1960 428					
VALVE TRAIN	1	3 Piece Set	61-60	KT3-350S	VINTAGE; 223-305, 223-371 not sold separately; (1) 222-350; (1) 223-305; (1) 223-371
	16	Lifter	61-60	HT-951 Std Only	Hyd.
	16	Lifter, Bulk	61-60	HT-951B Std Only	Hyd.; Carton of 128
	16	Push Rod	61	RP-3164 Std-35-60	8.6930" O.A.L.
	16	Push Rod	61	RP-3213R Std Only	Chrome-Moly; 8.6900" O.A.L.
	16	Push Rod	60	RP-3229R Std Only	Chrome-Moly; 9.1300" O.A.L.
	16	Push Rod	60	RP-3028 Std Only	VINTAGE; 9.1360" O.A.L.
	16	Push Rod, Bulk	60	BRP-3028 Std Only	VINTAGE; Carton of 100; 9.1360" O.A.L.
	16	Arm Assy.	61	R-848 Std Only	VINTAGE; Incl. arm & ball
	16	Arm	61	R-848A Std Only	
8	Intake	61	V-1532 Std Only	VINTAGE; 1.8820" Head Dia., 0.3409" Stem Dia., 4.8543" O.A.L.	
8	Guide	60	VG-5034 Std Only	Loc. Exh.; Cut to fit; 0.3430" ID, 2.5000" O.A.L.	

(continued on next page)

GM Car (Incl. Buick, Cad., Chev., Olds., Pontiac)

428 389 6.4L (6376cc) OHV V8 (16 Valve) (Pontiac), 4.0625" Bore (GMC Eng.), 4 Bbl. "Eng. Code F0" 1961-1960
(cont.)

QTY	VALVE GUIDE (cont.)	YEARS	PART NO.	DESCRIPTION
8	Guide	60	VG-5072 Std Only	VINTAGE; Cut to fit; 0.3440" ID, 2.8750" O.A.L
8	Guide	60	VG-5037 Std Only	VINTAGE; Loc. Int.; 0.3420" ID, 2.7500" O.A.L
8	Guide	60	VG-5075T Std Only	VINTAGE; Loc. Int.; Threaded; 0.3440" ID, 2.8750" O.A.L
8	Guide, Bulk	60	VG-5072B Std Only	VINTAGE; Cut to fit; Carton of 100; 0.3440" ID, 2.8750" O.A.L
8	Guide, Bulk	60	VG-5075TB Std Only	VINTAGE; Loc. Int.; Threaded; Carton of 100; 0.3440" ID, 2.8750" O.A.L
VALVE TRAIN				
QTY	VALVE SPRING	YEARS	PART NO.	DESCRIPTION
16	Spring	61	VS-445 Std Only	VINTAGE; Loc. Inner; 1.8120" Free Height
16	Spring	61	VS-446 Std Only	VINTAGE; Loc. Outer; 1.9800" Free Height
16	Spring	60	VS-445 Std Only	VINTAGE; Loc. Inner; w/M/T; 1.8120" Free Height
16	Spring	60	VS-446 Std Only	VINTAGE; Loc. Outer; w/M/T; 1.9800" Free Height
QTY	VALVE SEAL	YEARS	PART NO.	DESCRIPTION
16	Valve Stem Seal	61-60	MV-1233C Std Only	O-Ring; (RBB) Rubber
16	Valve Stem Seal	61-60	ST-2092 Std Only	Positive type, Metal Clad; (RBB) Rubber
16	Valve Stem Seal	61-60	ST-2003 Std Only	Positive type; Installation requires valve guide machining; (RBB) Rubber
16	Valve Stem Seal Bulk	61-60	MV-1233 Std Only	O-Ring; Carton of 100; (RBB) Rubber
16	Valve Stem Seal Bulk	61-60	ST-2003BC Std Only	Positive type; Installation requires valve guide machining; Carton of 100; (RBB) Rubber
QTY	VALVE SEAT	YEARS	PART NO.	DESCRIPTION
8	Seat	61	245-1937-1 Std Only	Loc. Int.; 1.9425" OD, 1.6875" ID, 0.2480" Depth
QTY	VALVE, MISC	YEARS	PART NO.	DESCRIPTION
32	Keeper	61-60	VK-115A Std Only	1 groove; Square cut key groove; Carton pack 24
32	Keeper	61-60	VK-115 Std Only	1 groove; Square cut key groove; Carton pack 32
32	Keeper	61-60	VK-115R Std Only	1 groove; Square cut key groove; Hardened
32	Keeper, Bulk	61-60	VK-115B Std Only	1 groove; Square cut key groove; Carton of 1000
16	Spring Insert	61-60	259-301A Std Only	VINTAGE; .060"; Carton of 100
QTY	PISTON	YEARS	PART NO.	DESCRIPTION
8	Cast Piston	61-60	288P Std-30-40-60	VINTAGE; Cast; .9804" Pin Dia.; 2 Rings 5/64 Groove, 1 Ring 3/16 Groove, 1.700 CD, Flat Head w/4 valve reliefs - 10.1:1 C.R.
8	Cast Piston - Individual	61-60	W288P Std-30-40-60	VINTAGE; Cast; .9804" Pin Dia.; 2 Rings 5/64 Groove, 1 Ring 3/16 Groove, 1.700 CD, Flat Head w/4 valve reliefs - 10.1:1 C.R.
QTY	RINGS	YEARS	PART NO.	DESCRIPTION
1	Premium Set	61-60	E-253K 30 30-40-60	VINTAGE; 2-5/64, 1-3/16; Premium Moly
1	Standard Set	61-60	E-253X Std-30-40-60	VINTAGE; 2-5/64, 1-3/16; Iron
QTY	ENGINE BEARINGS	YEARS	PART NO.	DESCRIPTION
1	Main Set	61-60	113M Std-10-20	Performance; 3/4 grooved
1	Main Set	61-60	4040M Std-1-10-20-30	VINTAGE; Grooved upper main brgs.
1	Rod Set	61-60	8-7050CH Std-10-20	Performance
1	Cam Set	61-60	1146M Std Only	VINTAGE
QTY	OIL PUMP	YEARS	PART NO.	DESCRIPTION
1	Oil Pump	61-60	224-43364S	High Pressure; 3/4" inlet tube; Incl. screen
1	Inter. Shaft	61-60	224-61236	
1	Screen Assy.	61	224-11236	3/4" inlet tube
QTY	FREEZE PLUGS	YEARS	PART NO.	DESCRIPTION
1	Brass Block Plug Kit	61-60	381-8021	VINTAGE
1	Steel Block Plug Kit	61-60	381-4028	
1	Brass Deep Cup Freeze Plug	61-60	381-9010	0.938" Diameter
1	Brass Deep Cup Freeze Plug	61-60	381-9026	1.953" Diameter
1	Steel Deep Cup Freeze Plug	61-60	381-3039	0.938" Diameter
1	Steel Deep Cup Freeze Plug	61-60	381-3042	1.953" Diameter
1	Steel Deep Cup Freeze Plug	61-60	381-3112	2.063" Diameter
BLOCK				

429 389 6.4L (6376cc) OHV V8 (16 Valve) (Pontiac), 4.0625" Bore (GMC Eng.), 4 Bbl. "Eng. Code F1" 1960

QTY	TIMING	YEARS	PART NO.	DESCRIPTION
1	3 Piece Set	60	KT3-350S	VINTAGE; 223-305, 223-371 not sold separately; (1) 222-350; (1) 223-305; (1) 223-371
QTY	CAMSHAFT/LIFTER	YEARS	PART NO.	DESCRIPTION
16	Lifter	60	HT-951 Std Only	Hyd.
16	Lifter, Bulk	60	HT-951B Std Only	Hyd.; Carton of 128
QTY	PUSH ROD	YEARS	PART NO.	DESCRIPTION
16	Push Rod	60	RP-3229R Std Only	Chrome-Moly; 9.1300" O.A.L.
16	Push Rod	60	RP-3028 Std Only	VINTAGE; 9.1360" O.A.L.
16	Push Rod, Bulk	60	BRP-3028 Std Only	VINTAGE; Carton of 100; 9.1360" O.A.L.

(continued on next page)

GM Car (Incl. Buick, Cad., Chev., Olds., Pontiac)

389 6.4L (6376cc) OHV V8 (16 Valve) (Pontiac), 4.0625" Bore (GMC Eng.), 4 Bbl. "Eng. Code F1" 1960 429 (cont.)

VALVE TRAIN	QTY	VALVE GUIDE	YEARS	PART NO.	DESCRIPTION
	8	Guide	60	VG-5034 Std Only	Loc. Exh.; Cut to fit; 0.3430" ID, 2.5000" O.A.L
	8	Guide	60	VG-5072 Std Only	VINTAGE; Cut to fit; 0.3440" ID, 2.8750" O.A.L
	8	Guide	60	VG-5037 Std Only	VINTAGE; Loc. Int.; 0.3420" ID, 2.7500" O.A.L
	8	Guide	60	VG-5075T Std Only	VINTAGE; Loc. Int.; Threaded; 0.3440" ID, 2.8750" O.A.L
	8	Guide, Bulk	60	VG-5072B Std Only	VINTAGE; Cut to fit; Carton of 100; 0.3440" ID, 2.8750" O.A.L
	8	Guide, Bulk	60	VG-5075TB Std Only	VINTAGE; Loc. Int.; Threaded; Carton of 100; 0.3440" ID, 2.8750" O.A.L
VALVE TRAIN	QTY	VALVE SPRING	YEARS	PART NO.	DESCRIPTION
	16	Spring	60	VS-445 Std Only	VINTAGE; Loc. Inner; w/M/T; 1.8120" Free Height
	16	Spring	60	VS-446 Std Only	VINTAGE; Loc. Outer; w/M/T; 1.9800" Free Height
VALVE TRAIN	QTY	VALVE SEAL	YEARS	PART NO.	DESCRIPTION
	16	Valve Stem Seal	60	MV-1233C Std Only	O-Ring; (RBB) Rubber
	16	Valve Stem Seal	60	ST-2092 Std Only	Positive type, Metal Clad; (RBB) Rubber
	16	Valve Stem Seal	60	ST-2003 Std Only	Positive type; Installation requires valve guide machining; (RBB) Rubber
	16	Valve Stem Seal Bulk	60	MV-1233 Std Only	O-Ring; Carton of 100; (RBB) Rubber
	16	Valve Stem Seal Bulk	60	ST-2003BC Std Only	Positive type; Installation requires valve guide machining; Carton of 100; (RBB) Rubber
VALVE TRAIN	QTY	VALVE, MISC	YEARS	PART NO.	DESCRIPTION
	32	Keeper	60	VK-115A Std Only	1 groove; Square cut key groove; Carton pack 24
	32	Keeper	60	VK-115 Std Only	1 groove; Square cut key groove; Carton pack 32
	32	Keeper	60	VK-115R Std Only	1 groove; Square cut key groove; Hardened
	32	Keeper, Bulk	60	VK-115B Std Only	1 groove; Square cut key groove; Carton of 1000
	16	Spring Insert	60	259-301A Std Only	VINTAGE; .060"; Carton of 100
BLOCK	QTY	PISTON	YEARS	PART NO.	DESCRIPTION
	8	Cast Piston	60	288P Std-30-40-60	VINTAGE; Cast; .9804" Pin Dia.; 2 Rings 5/64 Groove, 1 Ring 3/16 Groove, 1.700 CD, Flat Head w/4 valve reliefs - 10.1:1 C.R.
	8	Cast Piston - Individual	60	W288P Std-30-40-60	VINTAGE; Cast; .9804" Pin Dia.; 2 Rings 5/64 Groove, 1 Ring 3/16 Groove, 1.700 CD, Flat Head w/4 valve reliefs - 10.1:1 C.R.
BLOCK	QTY	RINGS	YEARS	PART NO.	DESCRIPTION
	1	Premium Set	60	E-253K 30 30-40-60	VINTAGE; 2-5/64, 1-3/16; Premium Moly
	1	Standard Set	60	E-253X Std-30-40-60	VINTAGE; 2-5/64, 1-3/16; Iron
BLOCK	QTY	ENGINE BEARINGS	YEARS	PART NO.	DESCRIPTION
	1	Main Set	60	113M Std-10-20	Performance; 3/4 grooved
	1	Main Set	60	4040M Std-1-10-20-30	VINTAGE; Grooved upper main brgs.
	1	Rod Set	60	8-7050CH Std-10-20	Performance
	1	Cam Set	60	1146M Std Only	VINTAGE
BLOCK	QTY	OIL PUMP	YEARS	PART NO.	DESCRIPTION
	1	Oil Pump	60	224-43364S	High Pressure; 3/4" inlet tube; Incl. screen
	1	Inter. Shaft	60	224-61236	
BLOCK	QTY	FREEZE PLUGS	YEARS	PART NO.	DESCRIPTION
	1	Brass Block Plug Kit	60	381-8021	VINTAGE
	1	Steel Block Plug Kit	60	381-4028	
	1	Brass Deep Cup Freeze Plug	60	381-9010	0.938" Diameter
	1	Brass Deep Cup Freeze Plug	60	381-9026	1.953" Diameter
	1	Steel Deep Cup Freeze Plug	60	381-3039	0.938" Diameter
	1	Steel Deep Cup Freeze Plug	60	381-3042	1.953" Diameter
	1	Steel Deep Cup Freeze Plug	60	381-3112	2.063" Diameter

389 6.4L (6376cc) OHV V8 (16 Valve) (Pontiac), 4.0625" Bore (GMC Eng.), 4 Bbl. "Eng. Code F4" 1961-1960 430

QTY	TIMING	YEARS	PART NO.	DESCRIPTION
1	3 Piece Set	61-60	KT3-350S	VINTAGE; 223-305, 223-371 not sold separately; (1) 222-350; (1) 223-305; (1) 223-371
QTY	CAMSHAFT/LIFTER	YEARS	PART NO.	DESCRIPTION
16	Lifter	61-60	HT-951 Std Only	Hyd.
16	Lifter, Bulk	61-60	HT-951B Std Only	Hyd.; Carton of 128
QTY	PUSH ROD	YEARS	PART NO.	DESCRIPTION
16	Push Rod	61	RP-3164 Std-35-60	8.6930" O.A.L.
16	Push Rod	61	RP-3213R Std Only	Chrome-Moly; 8.6900" O.A.L.
16	Push Rod	60	RP-3229R Std Only	Chrome-Moly; 9.1300" O.A.L.
16	Push Rod	60	RP-3028 Std Only	VINTAGE; 9.1360" O.A.L.
16	Push Rod, Bulk	60	BRP-3028 Std Only	VINTAGE; Carton of 100; 9.1360" O.A.L.
QTY	ROCKER PARTS	YEARS	PART NO.	DESCRIPTION
16	Arm Assy.	61	R-848 Std Only	VINTAGE; Incl. arm & ball

(continued on next page)

GM Car (Incl. Buick, Cad., Chev., Olds., Pontiac)

430 389 6.4L (6376cc) OHV V8 (16 Valve) (Pontiac), 4.0625" Bore (GMC Eng.), 4 Bbl. "Eng. Code F4" 1961-1960
(cont.)

	QTY	ROCKER PARTS (cont.)	YEARS	PART NO.	DESCRIPTION
VALVE TRAIN	16	Arm	61	R-848A Std Only	
	8	Intake	61	V-1532 Std Only	VINTAGE; 1.8820" Head Dia., 0.3409" Stem Dia., 4.8543" O.A.L.
	8	Guide	60	VG-5034 Std Only	Loc. Exh.; Cut to fit; 0.3430" ID, 2.5000" O.A.L
	8	Guide	60	VG-5072 Std Only	VINTAGE; Cut to fit; 0.3440" ID, 2.8750" O.A.L
	8	Guide	60	VG-5037 Std Only	VINTAGE; Loc. Int.; 0.3420" ID, 2.7500" O.A.L
	8	Guide	60	VG-5075T Std Only	VINTAGE; Loc. Int.; Threaded; 0.3440" ID, 2.8750" O.A.L
	8	Guide, Bulk	60	VG-5072B Std Only	VINTAGE; Cut to fit; Carton of 100; 0.3440" ID, 2.8750" O.A.L
	8	Guide, Bulk	60	VG-5075TB Std Only	VINTAGE; Loc. Int.; Threaded; Carton of 100; 0.3440" ID, 2.8750" O.A.L
	16	Spring	61	VS-445 Std Only	VINTAGE; Loc. Inner; 1.8120" Free Height
	16	Spring	61	VS-446 Std Only	VINTAGE; Loc. Outer; 1.9800" Free Height
	16	Spring	60	VS-445 Std Only	VINTAGE; Loc. Inner; w/M/T; 1.8120" Free Height
	16	Spring	60	VS-446 Std Only	VINTAGE; Loc. Outer; w/M/T; 1.9800" Free Height
	16	Valve Stem Seal	61-60	MV-1233C Std Only	O-Ring; (RBB) Rubber
	16	Valve Stem Seal	61-60	ST-2092 Std Only	Positive type, Metal Clad; (RBB) Rubber
	16	Valve Stem Seal	61-60	ST-2003 Std Only	Positive type; Installation requires valve guide machining; (RBB) Rubber
16	Valve Stem Seal Bulk	61-60	MV-1233 Std Only	O-Ring; Carton of 100; (RBB) Rubber	
16	Valve Stem Seal Bulk	61-60	ST-2003BC Std Only	Positive type; Installation requires valve guide machining; Carton of 100; (RBB) Rubber	
8	Seat	61	245-1937-1 Std Only	Loc. Int.; 1.9425" OD, 1.6875" ID, 0.2480" Depth	
32	Keeper	61-60	VK-115A Std Only	1 groove; Square cut key groove; Carton pack 24	
32	Keeper	61-60	VK-115 Std Only	1 groove; Square cut key groove; Carton pack 32	
32	Keeper	61-60	VK-115R Std Only	1 groove; Square cut key groove; Hardened	
32	Keeper, Bulk	61-60	VK-115B Std Only	1 groove; Square cut key groove; Carton of 1000	
16	Spring Insert	61-60	259-301A Std Only	VINTAGE; .060"; Carton of 100	
8	Cast Piston	61-60	288P Std-30-40-60	VINTAGE; Cast; .9804" Pin Dia.; 2 Rings 5/64 Groove, 1 Ring 3/16 Groove, 1.700 CD, Flat Head w/4 valve reliefs - 10.1:1 C.R.	
8	Cast Piston - Individual	61-60	W288P Std-30-40-60	VINTAGE; Cast; .9804" Pin Dia.; 2 Rings 5/64 Groove, 1 Ring 3/16 Groove, 1.700 CD, Flat Head w/4 valve reliefs - 10.1:1 C.R.	
1	Premium Set	61-60	E-253K 30 30-40-60	VINTAGE; 2-5/64, 1-3/16; Premium Moly	
1	Standard Set	61-60	E-253X Std-30-40-60	VINTAGE; 2-5/64, 1-3/16; Iron	
1	Main Set	61-60	113M Std-10-20	Performance; 3/4 grooved	
1	Main Set	61-60	4040M Std-1-10-20-30	VINTAGE; Grooved upper main brgs.	
1	Rod Set	61-60	8-7050CH Std-10-20	Performance	
1	Cam Set	61-60	1146M Std Only	VINTAGE	
1	Oil Pump	61-60	224-43364S	High Pressure; 3/4" inlet tube; Incl. screen	
1	Inter. Shaft	61-60	224-61236		
1	Screen Assy.	61	224-11236	3/4" inlet tube	
1	Brass Block Plug Kit	61-60	381-8021	VINTAGE	
1	Steel Block Plug Kit	61-60	381-4028		
1	Brass Deep Cup Freeze Plug	61-60	381-9010	0.938" Diameter	
1	Brass Deep Cup Freeze Plug	61-60	381-9026	1.953" Diameter	
1	Steel Deep Cup Freeze Plug	61-60	381-3039	0.938" Diameter	
1	Steel Deep Cup Freeze Plug	61-60	381-3042	1.953" Diameter	
1	Steel Deep Cup Freeze Plug	61-60	381-3112	2.063" Diameter	

431 389 6.4L (6376cc) OHV V8 (16 Valve) (Pontiac), 4.0625" Bore (GMC Eng.), 2 Bbl. "Eng. Code G4" 1961-1960

	QTY	TIMING	YEARS	PART NO.	DESCRIPTION
	1	3 Piece Set	61-60	KT3-350S	VINTAGE; 223-305, 223-371 not sold separately; (1) 222-350; (1) 223-305; (1) 223-371

(continued on next page)

GM Car (Incl. Buick, Cad., Chev., Olds., Pontiac)

389 6.4L (6376cc) OHV V8 (16 Valve) (Pontiac), 4.0625" Bore (GMC Eng.), 2 Bbl. "Eng. Code G4" 1961-1960 **431**
(cont.)

QTY	CAMSHAFT/LIFTER	YEARS	PART NO.	DESCRIPTION
1	Camshaft	61	CS-187	VINTAGE; Hydraulic, (050) Duration at .050 Lobe Lift, 190 Exh., 190 Int., 111 Degrees Lobe Separation
1	Camshaft	61-60	CS-187	VINTAGE; w/A/T; Hydraulic, (050) Duration at .050 Lobe Lift, 190 Exh., 190 Int., 111 Degrees Lobe Separation
1	Prelube		55-403 Std Only	1.5 oz. packet
1	Prelube		55-400 Std Only	4 oz. bottle; 1.5 oz. packet No. 55-403 also avail.
16	Lifter	61-60	HT-951 Std Only	Hyd.
16	Lifter, Bulk	61-60	HT-951B Std Only	Hyd.; Carton of 128
QTY	PUSH ROD	YEARS	PART NO.	DESCRIPTION
16	Push Rod	61	RP-3164 Std-35-60	8.6930" O.A.L.
16	Push Rod	61	RP-3213R Std Only	Chrome-Moly; 8.6900" O.A.L.
16	Push Rod	60	RP-3229R Std Only	Chrome-Moly; 9.1300" O.A.L.
16	Push Rod	60	RP-3028 Std Only	VINTAGE; 9.1360" O.A.L.
16	Push Rod, Bulk	60	BRP-3028 Std Only	VINTAGE; Carton of 100; 9.1360" O.A.L.
QTY	ROCKER PARTS	YEARS	PART NO.	DESCRIPTION
16	Arm Assy.	61	R-848 Std Only	VINTAGE; Incl. arm & ball
16	Arm	61	R-848A Std Only	
QTY	VALVE	YEARS	PART NO.	DESCRIPTION
8	Intake	61	V-1532 Std Only	VINTAGE; 1.8820" Head Dia., 0.3409" Stem Dia., 4.8543" O.A.L.
QTY	VALVE GUIDE	YEARS	PART NO.	DESCRIPTION
8	Guide	60	VG-5034 Std Only	Loc. Exh.; Cut to fit; 0.3430" ID, 2.5000" O.A.L.
8	Guide	60	VG-5072 Std Only	VINTAGE; Cut to fit; 0.3440" ID, 2.8750" O.A.L.
8	Guide	60	VG-5037 Std Only	VINTAGE; Loc. Int.; 0.3420" ID, 2.7500" O.A.L.
8	Guide	60	VG-5075T Std Only	VINTAGE; Loc. Int.; Threaded; 0.3440" ID, 2.8750" O.A.L.
8	Guide, Bulk	60	VG-5072B Std Only	VINTAGE; Cut to fit; Carton of 100; 0.3440" ID, 2.8750" O.A.L.
8	Guide, Bulk	60	VG-5075TB Std Only	VINTAGE; Loc. Int.; Threaded; Carton of 100; 0.3440" ID, 2.8750" O.A.L.
QTY	VALVE SPRING	YEARS	PART NO.	DESCRIPTION
16	Spring	61	VS-445 Std Only	VINTAGE; Loc. Inner; 1.8120" Free Height
16	Spring	61	VS-446 Std Only	VINTAGE; Loc. Outer; 1.9800" Free Height
16	Spring	60	VS-445 Std Only	VINTAGE; Loc. Inner; w/M/T; 1.8120" Free Height
16	Spring	60	VS-446 Std Only	VINTAGE; Loc. Outer; w/M/T; 1.9800" Free Height
QTY	VALVE SEAL	YEARS	PART NO.	DESCRIPTION
16	Valve Stem Seal	61-60	MV-1233C Std Only	O-Ring; (RBB) Rubber
16	Valve Stem Seal	61-60	ST-2092 Std Only	Positive type, Metal Clad; (RBB) Rubber
16	Valve Stem Seal	61-60	ST-2003 Std Only	Positive type; Installation requires valve guide machining; (RBB) Rubber
16	Valve Stem Seal Bulk	61-60	MV-1233 Std Only	O-Ring; Carton of 100; (RBB) Rubber
16	Valve Stem Seal Bulk	61-60	ST-2003BC Std Only	Positive type; Installation requires valve guide machining; Carton of 100; (RBB) Rubber
QTY	VALVE SEAT	YEARS	PART NO.	DESCRIPTION
8	Seat	61	245-1937-1 Std Only	Loc. Int.; 1.9425" OD, 1.6875" ID, 0.2480" Depth
QTY	VALVE, MISC	YEARS	PART NO.	DESCRIPTION
32	Keeper	61-60	VK-115A Std Only	1 groove; Square cut key groove; Carton pack 24
32	Keeper	61-60	VK-115 Std Only	1 groove; Square cut key groove; Carton pack 32
32	Keeper	61-60	VK-115R Std Only	1 groove; Square cut key groove; Hardened
32	Keeper, Bulk	61-60	VK-115B Std Only	1 groove; Square cut key groove; Carton of 1000
16	Spring Insert	61-60	259-301A Std Only	VINTAGE; .060"; Carton of 100
QTY	PISTON	YEARS	PART NO.	DESCRIPTION
8	Cast Piston	61-60	288P Std-30-40-60	VINTAGE; Cast; .9804" Pin Dia.; 2 Rings 5/64 Groove, 1 Ring 3/16 Groove, 1.700 CD, Flat Head w/4 valve reliefs - 10.1:1 C.R.
8	Cast Piston - Individual	61-60	W288P Std-30-40-60	VINTAGE; Cast; .9804" Pin Dia.; 2 Rings 5/64 Groove, 1 Ring 3/16 Groove, 1.700 CD, Flat Head w/4 valve reliefs - 10.1:1 C.R.
QTY	RINGS	YEARS	PART NO.	DESCRIPTION
1	Premium Set	61-60	E-253K 30 30-40-60	VINTAGE; 2-5/64, 1-3/16; Premium Moly
1	Standard Set	61-60	E-253X Std-30-40-60	VINTAGE; 2-5/64, 1-3/16; Iron
QTY	ENGINE BEARINGS	YEARS	PART NO.	DESCRIPTION
1	Main Set	61-60	113M Std-10-20	Performance; 3/4 grooved
1	Main Set	61-60	4040M Std-1-10-20-30	VINTAGE; Grooved upper main brgs.
1	Rod Set	61-60	8-7050CH Std-10-20	Performance
1	Cam Set	61-60	1146M Std Only	VINTAGE
QTY	OIL PUMP	YEARS	PART NO.	DESCRIPTION
1	Oil Pump	61-60	224-43364S	High Pressure; 3/4" inlet tube; Incl. screen
1	Inter. Shaft	61-60	224-61236	

(continued on next page)

GM Car (Incl. Buick, Cad., Chev., Olds., Pontiac)

431 389 6.4L (6376cc) OHV V8 (16 Valve) (Pontiac), 4.0625" Bore (GMC Eng.), 2 Bbl. "Eng. Code G4" 1961-1960
(cont.)

BLOCK	QTY	OIL PUMP (cont.)	YEARS	PART NO.	DESCRIPTION	BLOCK
	1	Screen Assy.	61	224-11236	3/4" inlet tube	
	QTY	FREEZE PLUGS	YEARS	PART NO.	DESCRIPTION	
	1	Brass Block Plug Kit	61-60	381-8021	VINTAGE	
	1	Steel Block Plug Kit	61-60	381-4028		
	1	Brass Deep Cup Freeze Plug	61-60	381-9010	0.938" Diameter	
	1	Brass Deep Cup Freeze Plug	61-60	381-9026	1.953" Diameter	
	1	Steel Deep Cup Freeze Plug	61-60	381-3039	0.938" Diameter	
	1	Steel Deep Cup Freeze Plug	61-60	381-3042	1.953" Diameter	
	1	Steel Deep Cup Freeze Plug	61-60	381-3112	2.063" Diameter	

432 389 6.4L (6376cc) OHV V8 (16 Valve) (Pontiac), 4.0625" Bore (GMC Eng.), 4 Bbl. "Eng. Code H4" 1961-1960

VALVE TRAIN	QTY	TIMING	YEARS	PART NO.	DESCRIPTION	VALVE TRAIN
	1	3 Piece Set	61-60	KT3-350S	VINTAGE; 223-305, 223-371 not sold separately; (1) 222-350; (1) 223-305; (1) 223-371	
	QTY	CAMSHAFT/LIFTER	YEARS	PART NO.	DESCRIPTION	
	16	Lifter	61-60	HT-951 Std Only	Hyd.	
	16	Lifter, Bulk	61-60	HT-951B Std Only	Hyd.; Carton of 128	
	QTY	PUSH ROD	YEARS	PART NO.	DESCRIPTION	
	16	Push Rod	61	RP-3164 Std-35-60	8.6930" O.A.L.	
	16	Push Rod	61	RP-3213R Std Only	Chrome-Moly; 8.6900" O.A.L.	
	16	Push Rod	60	RP-3229R Std Only	Chrome-Moly; 9.1300" O.A.L.	
	16	Push Rod	60	RP-3028 Std Only	VINTAGE; 9.1360" O.A.L.	
	16	Push Rod, Bulk	60	BRP-3028 Std Only	VINTAGE; Carton of 100; 9.1360" O.A.L.	
	QTY	ROCKER PARTS	YEARS	PART NO.	DESCRIPTION	
	16	Arm Assy.	61	R-848 Std Only	VINTAGE; Incl. arm & ball	
	16	Arm	61	R-848A Std Only		
	QTY	VALVE	YEARS	PART NO.	DESCRIPTION	
	8	Intake	61	V-1532 Std Only	VINTAGE; 1.8820" Head Dia., 0.3409" Stem Dia., 4.8543" O.A.L.	
	QTY	VALVE GUIDE	YEARS	PART NO.	DESCRIPTION	
	8	Guide	60	VG-5034 Std Only	Loc. Exh.; Cut to fit; 0.3430" ID, 2.5000" O.A.L	
	8	Guide	60	VG-5072 Std Only	VINTAGE; Cut to fit; 0.3440" ID, 2.8750" O.A.L	
	8	Guide	60	VG-5037 Std Only	VINTAGE; Loc. Int.; 0.3420" ID, 2.7500" O.A.L	
	8	Guide	60	VG-5075T Std Only	VINTAGE; Loc. Int.; Threaded; 0.3440" ID, 2.8750" O.A.L	
	8	Guide, Bulk	60	VG-5072B Std Only	VINTAGE; Cut to fit; Carton of 100; 0.3440" ID, 2.8750" O.A.L	
	8	Guide, Bulk	60	VG-5075TB Std Only	VINTAGE; Loc. Int.; Threaded; Carton of 100; 0.3440" ID, 2.8750" O.A.L	
	QTY	VALVE SPRING	YEARS	PART NO.	DESCRIPTION	
	16	Spring	61	VS-445 Std Only	VINTAGE; Loc. Inner; 1.8120" Free Height	
	16	Spring	61	VS-446 Std Only	VINTAGE; Loc. Outer; 1.9800" Free Height	
	16	Spring	60	VS-445 Std Only	VINTAGE; Loc. Inner; w/M/T; 1.8120" Free Height	
	16	Spring	60	VS-446 Std Only	VINTAGE; Loc. Outer; w/M/T; 1.9800" Free Height	
	QTY	VALVE SEAL	YEARS	PART NO.	DESCRIPTION	
	16	Valve Stem Seal	61-60	MV-1233C Std Only	O-Ring; (RBB) Rubber	
	16	Valve Stem Seal	61-60	ST-2092 Std Only	Positive type, Metal Clad; (RBB) Rubber	
	16	Valve Stem Seal	61-60	ST-2003 Std Only	Positive type; Installation requires valve guide machining; (RBB) Rubber	
	16	Valve Stem Seal Bulk	61-60	MV-1233 Std Only	O-Ring; Carton of 100; (RBB) Rubber	
	16	Valve Stem Seal Bulk	61-60	ST-2003BC Std Only	Positive type; Installation requires valve guide machining; Carton of 100; (RBB) Rubber	
	QTY	VALVE SEAT	YEARS	PART NO.	DESCRIPTION	
	8	Seat	61	245-1937-1 Std Only	Loc. Int.; 1.9425" OD, 1.6875" ID, 0.2480" Depth	
	QTY	VALVE, MISC	YEARS	PART NO.	DESCRIPTION	
	32	Keeper	61-60	VK-115A Std Only	1 groove; Square cut key groove; Carton pack 24	
	32	Keeper	61-60	VK-115 Std Only	1 groove; Square cut key groove; Carton pack 32	
	32	Keeper	61-60	VK-115R Std Only	1 groove; Square cut key groove; Hardened	
	32	Keeper, Bulk	61-60	VK-115B Std Only	1 groove; Square cut key groove; Carton of 1000	
	16	Spring Insert	61-60	259-301A Std Only	VINTAGE; .060"; Carton of 100	
	QTY	PISTON	YEARS	PART NO.	DESCRIPTION	
	8	Cast Piston	61-60	288P Std-30-40-60	VINTAGE; Cast; .9804" Pin Dia.; 2 Rings 5/64 Groove, 1 Ring 3/16 Groove, 1.700 CD, Flat Head w/4 valve reliefs - 10.1:1 C.R.	
	8	Cast Piston - Individual	61-60	W288P Std-30-40-60	VINTAGE; Cast; .9804" Pin Dia.; 2 Rings 5/64 Groove, 1 Ring 3/16 Groove, 1.700 CD, Flat Head w/4 valve reliefs - 10.1:1 C.R.	

(continued on next page)

GM Car (Incl. Buick, Cad., Chev., Olds., Pontiac)

389 6.4L (6376cc) OHV V8 (16 Valve) (Pontiac), 4.0625" Bore (GMC Eng.), 4 Bbl. "Eng. Code H4" 1961-1960 432
(cont.)

BLOCK	QTY	RINGS	YEARS	PART NO.	DESCRIPTION	BLOCK
	1	Premium Set	61-60	E-253K 30 30-40-60	VINTAGE; 2-5/64, 1-3/16; Premium Moly	
	1	Standard Set	61-60	E-253X Std-30-40-60	VINTAGE; 2-5/64, 1-3/16; Iron	
BLOCK	QTY	ENGINE BEARINGS	YEARS	PART NO.	DESCRIPTION	BLOCK
	1	Main Set	61-60	113M Std-10-20	Performance; 3/4 grooved	
	1	Main Set	61-60	4040M Std-1-10-20-30	VINTAGE; Grooved upper main brgs.	
	1	Rod Set	61-60	8-7050CH Std-10-20	Performance	
	1	Cam Set	61-60	1146M Std Only	VINTAGE	
BLOCK	QTY	OIL PUMP	YEARS	PART NO.	DESCRIPTION	BLOCK
	1	Oil Pump	61-60	224-43364S	High Pressure; 3/4" inlet tube; Incl. screen	
	1	Inter. Shaft	61-60	224-61236		
	1	Screen Assy.	61	224-11236	3/4" inlet tube	
BLOCK	QTY	FREEZE PLUGS	YEARS	PART NO.	DESCRIPTION	BLOCK
	1	Brass Block Plug Kit	61-60	381-8021	VINTAGE	
	1	Steel Block Plug Kit	61-60	381-4028		
	1	Brass Deep Cup Freeze Plug	61-60	381-9010	0.938" Diameter	
	1	Brass Deep Cup Freeze Plug	61-60	381-9026	1.953" Diameter	
	1	Steel Deep Cup Freeze Plug	61-60	381-3039	0.938" Diameter	
	1	Steel Deep Cup Freeze Plug	61-60	381-3042	1.953" Diameter	
	1	Steel Deep Cup Freeze Plug	61-60	381-3112	2.063" Diameter	

389 6.4L (6376cc) OHV V8 (16 Valve) (Pontiac), 4.0625" Bore (GMC Eng.), 3-2 Bbl. "Eng. Code I9" 1961 433

VALVE TRAIN	QTY	TIMING	YEARS	PART NO.	DESCRIPTION	VALVE TRAIN
	1	3 Piece Set	61	KT3-350S	VINTAGE; 223-305, 223-371 not sold separately; (1) 222-350; (1) 223-305; (1) 223-371	
VALVE TRAIN	QTY	CAMSHAFT/LIFTER	YEARS	PART NO.	DESCRIPTION	VALVE TRAIN
	16	Lifter	61	HT-951 Std Only	Hyd.	
	16	Lifter, Bulk	61	HT-951B Std Only	Hyd.; Carton of 128	
VALVE TRAIN	QTY	PUSH ROD	YEARS	PART NO.	DESCRIPTION	VALVE TRAIN
	16	Push Rod	61	RP-3164 Std-35-60	8.6930" O.A.L.	
	16	Push Rod	61	RP-3213R Std Only	Chrome-Moly; 8.6900" O.A.L.	
VALVE TRAIN	QTY	ROCKER PARTS	YEARS	PART NO.	DESCRIPTION	VALVE TRAIN
	16	Arm Assy.	61	R-848 Std Only	VINTAGE; Incl. arm & ball	
	16	Arm	61	R-848A Std Only		
VALVE TRAIN	QTY	VALVE	YEARS	PART NO.	DESCRIPTION	VALVE TRAIN
	8	Intake	61	V-1532 Std Only	VINTAGE; 1.8820" Head Dia., 0.3409" Stem Dia., 4.8543" O.A.L.	
VALVE TRAIN	QTY	VALVE SPRING	YEARS	PART NO.	DESCRIPTION	VALVE TRAIN
	16	Spring	61	VS-445 Std Only	VINTAGE; Loc. Inner; 1.8120" Free Height	
	16	Spring	61	VS-446 Std Only	VINTAGE; Loc. Outer; 1.9800" Free Height	
VALVE TRAIN	QTY	VALVE SEAL	YEARS	PART NO.	DESCRIPTION	VALVE TRAIN
	16	Valve Stem Seal	61	MV-1233C Std Only	O-Ring; (RBB) Rubber	
	16	Valve Stem Seal	61	ST-2092 Std Only	Positive type, Metal Clad; (RBB) Rubber	
	16	Valve Stem Seal	61	ST-2003 Std Only	Positive type; Installation requires valve guide machining; (RBB) Rubber	
	16	Valve Stem Seal Bulk	61	MV-1233 Std Only	O-Ring; Carton of 100; (RBB) Rubber	
	16	Valve Stem Seal Bulk	61	ST-2003BC Std Only	Positive type; Installation requires valve guide machining; Carton of 100; (RBB) Rubber	
VALVE TRAIN	QTY	VALVE SEAT	YEARS	PART NO.	DESCRIPTION	VALVE TRAIN
	8	Seat	61	245-1937-1 Std Only	Loc. Int.; 1.9425" OD, 1.6875" ID, 0.2480" Depth	
VALVE TRAIN	QTY	VALVE, MISC	YEARS	PART NO.	DESCRIPTION	VALVE TRAIN
	32	Keeper	61	VK-115A Std Only	1 groove; Square cut key groove; Carton pack 24	
	32	Keeper	61	VK-115 Std Only	1 groove; Square cut key groove; Carton pack 32	
	32	Keeper	61	VK-115R Std Only	1 groove; Square cut key groove; Hardened	
	32	Keeper, Bulk	61	VK-115B Std Only	1 groove; Square cut key groove; Carton of 1000	
	16	Spring Insert	61	259-301A Std Only	VINTAGE; .060"; Carton of 100	
BLOCK	QTY	PISTON	YEARS	PART NO.	DESCRIPTION	BLOCK
	8	Cast Piston	61	288P Std-30-40-60	VINTAGE; Cast; .9804" Pin Dia.; 2 Rings 5/64 Groove, 1 Ring 3/16 Groove, 1.700 CD, Flat Head w/4 valve reliefs - 10.1:1 C.R.	
	8	Cast Piston - Individual	61	W288P Std-30-40-60	VINTAGE; Cast; .9804" Pin Dia.; 2 Rings 5/64 Groove, 1 Ring 3/16 Groove, 1.700 CD, Flat Head w/4 valve reliefs - 10.1:1 C.R.	
BLOCK	QTY	RINGS	YEARS	PART NO.	DESCRIPTION	BLOCK
	1	Premium Set	61	E-253K 30 30-40-60	VINTAGE; 2-5/64, 1-3/16; Premium Moly	
	1	Standard Set	61	E-253X Std-30-40-60	VINTAGE; 2-5/64, 1-3/16; Iron	

(continued on next page)

GM Car (Incl. Buick, Cad., Chev., Olds., Pontiac)

433 389 6.4L (6376cc) OHV V8 (16 Valve) (Pontiac), 4.0625" Bore (GMC Eng.), 3-2 Bbl. "Eng. Code I9" 1961
(cont.)

BLOCK	QTY	ENGINE BEARINGS	YEARS	PART NO.	DESCRIPTION	BLOCK
	1	Main Set	61	113M Std-10-20	Performance; 3/4 grooved	
	1	Main Set	61	4040M Std-1-10-20-30	VINTAGE; Grooved upper main brgs.	
	1	Rod Set	61	8-7050CH Std-10-20	Performance	
	1	Rod Set	61	8-1555CPA Std-10-20-30-40	VINTAGE	
	8	Rod Pair	61	1555CPA Std-10-20-30-40	VINTAGE	
	1	Cam Set	61	1146M Std Only	VINTAGE	
BLOCK	QTY	OIL PUMP	YEARS	PART NO.	DESCRIPTION	BLOCK
	1	Oil Pump	61	224-43364S	High Pressure; 3/4" inlet tube; Incl. screen	
	1	Inter. Shaft	61	224-61236		
	1	Screen Assy.	61	224-11236	3/4" inlet tube	
BLOCK	QTY	FREEZE PLUGS	YEARS	PART NO.	DESCRIPTION	BLOCK
	1	Brass Block Plug Kit	61	381-8021	VINTAGE	
	1	Steel Block Plug Kit	61	381-4028		
	1	Brass Deep Cup Freeze Plug	61	381-9010	0.938" Diameter	
	1	Brass Deep Cup Freeze Plug	61	381-9026	1.953" Diameter	
	1	Steel Deep Cup Freeze Plug	61	381-3039	0.938" Diameter	
	1	Steel Deep Cup Freeze Plug	61	381-3042	1.953" Diameter	
	1	Steel Deep Cup Freeze Plug	61	381-3112	2.063" Diameter	

434 389 6.4L (6376cc) OHV V8 (16 Valve) (Pontiac), 4.0625" Bore (GMC Eng.), 2 Bbl. "Eng. Code J1" 1961-1960

VALVE TRAIN	QTY	TIMING	YEARS	PART NO.	DESCRIPTION	VALVE TRAIN
	1	3 Piece Set	61-60	KT3-350S	VINTAGE; 223-305, 223-371 not sold separately; (1) 222-350; (1) 223-305; (1) 223-371	
VALVE TRAIN	QTY	CAMSHAFT/LIFTER	YEARS	PART NO.	DESCRIPTION	VALVE TRAIN
	1	Camshaft	61-60	CS-187	VINTAGE; w/A/T; Hydraulic, (050) Duration at .050 Lobe Lift, 190 Exh., 190 Int., 111 Degrees Lobe Separation	
	1	Prelube		55-403 Std Only	1.5 oz. packet	
	1	Prelube		55-400 Std Only	4 oz. bottle; 1.5 oz. packet No. 55-403 also avail.	
	16	Lifter	61-60	HT-951 Std Only	Hyd.	
	16	Lifter, Bulk	61-60	HT-951B Std Only	Hyd.; Carton of 128	
VALVE TRAIN	QTY	PUSH ROD	YEARS	PART NO.	DESCRIPTION	VALVE TRAIN
	16	Push Rod	61	RP-3164 Std-35-60	8.6930" O.A.L.	
	16	Push Rod	61	RP-3213R Std Only	Chrome-Moly; 8.6900" O.A.L.	
	16	Push Rod	60	RP-3229R Std Only	Chrome-Moly; 9.1300" O.A.L.	
	16	Push Rod	60	RP-3028 Std Only	VINTAGE; 9.1360" O.A.L.	
	16	Push Rod, Bulk	60	BRP-3028 Std Only	VINTAGE; Carton of 100; 9.1360" O.A.L.	
VALVE TRAIN	QTY	ROCKER PARTS	YEARS	PART NO.	DESCRIPTION	VALVE TRAIN
	16	Arm Assy.	61	R-848 Std Only	VINTAGE; Incl. arm & ball	
	16	Arm	61	R-848A Std Only		
VALVE TRAIN	QTY	VALVE	YEARS	PART NO.	DESCRIPTION	VALVE TRAIN
	8	Intake	61	V-1532 Std Only	VINTAGE; 1.8820" Head Dia., 0.3409" Stem Dia., 4.8543" O.A.L.	
VALVE TRAIN	QTY	VALVE GUIDE	YEARS	PART NO.	DESCRIPTION	VALVE TRAIN
	8	Guide	60	VG-5034 Std Only	Loc. Exh.; Cut to fit; 0.3430" ID, 2.5000" O.A.L	
	8	Guide	60	VG-5072 Std Only	VINTAGE; Cut to fit; 0.3440" ID, 2.8750" O.A.L	
	8	Guide	60	VG-5037 Std Only	VINTAGE; Loc. Int.; 0.3420" ID, 2.7500" O.A.L	
	8	Guide	60	VG-5075T Std Only	VINTAGE; Loc. Int.; Threaded; 0.3440" ID, 2.8750" O.A.L	
	8	Guide, Bulk	60	VG-5072B Std Only	VINTAGE; Cut to fit; Carton of 100; 0.3440" ID, 2.8750" O.A.L	
	8	Guide, Bulk	60	VG-5075TB Std Only	VINTAGE; Loc. Int.; Threaded; Carton of 100; 0.3440" ID, 2.8750" O.A.L	
VALVE TRAIN	QTY	VALVE SPRING	YEARS	PART NO.	DESCRIPTION	VALVE TRAIN
	16	Spring	61	VS-445 Std Only	VINTAGE; Loc. Inner; 1.8120" Free Height	
	16	Spring	61	VS-446 Std Only	VINTAGE; Loc. Outer; 1.9800" Free Height	
	16	Spring	60	VS-445 Std Only	VINTAGE; Loc. Inner; w/M/T; 1.8120" Free Height	
	16	Spring	60	VS-446 Std Only	VINTAGE; Loc. Outer; w/M/T; 1.9800" Free Height	
VALVE TRAIN	QTY	VALVE SEAL	YEARS	PART NO.	DESCRIPTION	VALVE TRAIN
	16	Valve Stem Seal	61-60	MV-1233C Std Only	O-Ring; (RBB) Rubber	
	16	Valve Stem Seal	61-60	ST-2092 Std Only	Positive type, Metal Clad; (RBB) Rubber	
	16	Valve Stem Seal	61-60	ST-2003 Std Only	Positive type; Installation requires valve guide machining; (RBB) Rubber	
	16	Valve Stem Seal Bulk	61-60	MV-1233 Std Only	O-Ring; Carton of 100; (RBB) Rubber	
	16	Valve Stem Seal Bulk	61-60	ST-2003BC Std Only	Positive type; Installation requires valve guide machining; Carton of 100; (RBB) Rubber	
VALVE TRAIN	QTY	VALVE SEAT	YEARS	PART NO.	DESCRIPTION	VALVE TRAIN
	8	Seat	61	245-1937-1 Std Only	Loc. Int.; 1.9425" OD, 1.6875" ID, 0.2480" Depth	

(continued on next page)

GM Car (Incl. Buick, Cad., Chev., Olds., Pontiac)

389 6.4L (6376cc) OHV V8 (16 Valve) (Pontiac), 4.0625" Bore (GMC Eng.), 2 Bbl. "Eng. Code J1" 1961-1960 434
(cont.)

QTY	VALVE, MISC	YEARS	PART NO.	DESCRIPTION
32	Keeper	61-60	VK-115A Std Only	1 groove; Square cut key groove; Carton pack 24
32	Keeper	61-60	VK-115 Std Only	1 groove; Square cut key groove; Carton pack 32
32	Keeper	61-60	VK-115R Std Only	1 groove; Square cut key groove; Hardened
32	Keeper, Bulk	61-60	VK-115B Std Only	1 groove; Square cut key groove; Carton of 1000
16	Spring Insert	61-60	259-301A Std Only	VINTAGE; .060"; Carton of 100
QTY	PISTON	YEARS	PART NO.	DESCRIPTION
8	Cast Piston	61-60	288P Std-30-40-60	VINTAGE; Cast; .9804" Pin Dia.; 2 Rings 5/64 Groove, 1 Ring 3/16 Groove, 1.700 CD, Flat Head w/4 valve reliefs - 10.1:1 C.R.
8	Cast Piston - Individual	61-60	W288P Std-30-40-60	VINTAGE; Cast; .9804" Pin Dia.; 2 Rings 5/64 Groove, 1 Ring 3/16 Groove, 1.700 CD, Flat Head w/4 valve reliefs - 10.1:1 C.R.
QTY	RINGS	YEARS	PART NO.	DESCRIPTION
1	Premium Set	61-60	E-253K 30 30-40-60	VINTAGE; 2-5/64, 1-3/16; Premium Moly
1	Standard Set	61-60	E-253X Std-30-40-60	VINTAGE; 2-5/64, 1-3/16; Iron
QTY	ENGINE BEARINGS	YEARS	PART NO.	DESCRIPTION
1	Main Set	61-60	113M Std-10-20	Performance; 3/4 grooved
1	Main Set	61-60	4040M Std-1-10-20-30	VINTAGE; Grooved upper main brgs.
1	Rod Set	61-60	8-7050CH Std-10-20	Performance
1	Cam Set	61-60	1146M Std Only	VINTAGE
QTY	OIL PUMP	YEARS	PART NO.	DESCRIPTION
1	Oil Pump	61-60	224-43364S	High Pressure; 3/4" inlet tube; Incl. screen
1	Inter. Shaft	61-60	224-61236	
1	Screen Assy.	61	224-11236	3/4" inlet tube
QTY	FREEZE PLUGS	YEARS	PART NO.	DESCRIPTION
1	Brass Block Plug Kit	61-60	381-8021	VINTAGE
1	Steel Block Plug Kit	61-60	381-4028	
1	Brass Deep Cup Freeze Plug	61-60	381-9010	0.938" Diameter
1	Brass Deep Cup Freeze Plug	61-60	381-9026	1.953" Diameter
1	Steel Deep Cup Freeze Plug	61-60	381-3039	0.938" Diameter
1	Steel Deep Cup Freeze Plug	61-60	381-3042	1.953" Diameter
1	Steel Deep Cup Freeze Plug	61-60	381-3112	2.063" Diameter

389 6.4L (6376cc) OHV V8 (16 Valve) (Pontiac), 4.0625" Bore (GMC Eng.), 4 Bbl. "Eng. Code K1" 1961-1960 435

QTY	TIMING	YEARS	PART NO.	DESCRIPTION
1	3 Piece Set	61-60	KT3-350S	VINTAGE; 223-305, 223-371 not sold separately; (1) 222-350; (1) 223-305; (1) 223-371
QTY	CAMSHAFT/LIFTER	YEARS	PART NO.	DESCRIPTION
16	Lifter	61-60	HT-951 Std Only	Hyd.
16	Lifter, Bulk	61-60	HT-951B Std Only	Hyd.; Carton of 128
QTY	PUSH ROD	YEARS	PART NO.	DESCRIPTION
16	Push Rod	61	RP-3164 Std-35-60	8.6930" O.A.L.
16	Push Rod	61	RP-3213R Std Only	Chrome-Moly; 8.6900" O.A.L.
16	Push Rod	60	RP-3229R Std Only	Chrome-Moly; 9.1300" O.A.L.
16	Push Rod	60	RP-3028 Std Only	VINTAGE; 9.1360" O.A.L.
16	Push Rod, Bulk	60	BRP-3028 Std Only	VINTAGE; Carton of 100; 9.1360" O.A.L.
QTY	ROCKER PARTS	YEARS	PART NO.	DESCRIPTION
16	Arm Assy.	61	R-848 Std Only	VINTAGE; Incl. arm & ball
16	Arm	61	R-848A Std Only	
QTY	VALVE	YEARS	PART NO.	DESCRIPTION
8	Intake	61	V-1532 Std Only	VINTAGE; 1.8820" Head Dia., 0.3409" Stem Dia., 4.8543" O.A.L.
QTY	VALVE GUIDE	YEARS	PART NO.	DESCRIPTION
8	Guide	60	VG-5034 Std Only	Loc. Exh.; Cut to fit; 0.3430" ID, 2.5000" O.A.L
8	Guide	60	VG-5072 Std Only	VINTAGE; Cut to fit; 0.3440" ID, 2.8750" O.A.L
8	Guide	60	VG-5037 Std Only	VINTAGE; Loc. Int.; 0.3420" ID, 2.7500" O.A.L
8	Guide	60	VG-5075T Std Only	VINTAGE; Loc. Int.; Threaded; 0.3440" ID, 2.8750" O.A.L
8	Guide, Bulk	60	VG-5072B Std Only	VINTAGE; Cut to fit; Carton of 100; 0.3440" ID, 2.8750" O.A.L
8	Guide, Bulk	60	VG-5075TB Std Only	VINTAGE; Loc. Int.; Threaded; Carton of 100; 0.3440" ID, 2.8750" O.A.L
QTY	VALVE SPRING	YEARS	PART NO.	DESCRIPTION
16	Spring	61	VS-445 Std Only	VINTAGE; Loc. Inner; 1.8120" Free Height
16	Spring	61	VS-446 Std Only	VINTAGE; Loc. Outer; 1.9800" Free Height
16	Spring	60	VS-445 Std Only	VINTAGE; Loc. Inner; w/M/T; 1.8120" Free Height
16	Spring	60	VS-446 Std Only	VINTAGE; Loc. Outer; w/M/T; 1.9800" Free Height

(continued on next page)

GM Car (Incl. Buick, Cad., Chev., Olds., Pontiac)

435 389 6.4L (6376cc) OHV V8 (16 Valve) (Pontiac), 4.0625" Bore (GMC Eng.), 4 Bbl. "Eng. Code K1" 1961-1960
(cont.)

QTY	VALVE SEAL	YEARS	PART NO.	DESCRIPTION
16	Valve Stem Seal	61-60	MV-1233C Std Only	O-Ring; (RBB) Rubber
16	Valve Stem Seal	61-60	ST-2092 Std Only	Positive type, Metal Clad; (RBB) Rubber
16	Valve Stem Seal	61-60	ST-2003 Std Only	Positive type; Installation requires valve guide machining; (RBB) Rubber
16	Valve Stem Seal Bulk	61-60	MV-1233 Std Only	O-Ring; Carton of 100; (RBB) Rubber
16	Valve Stem Seal Bulk	61-60	ST-2003BC Std Only	Positive type; Installation requires valve guide machining; Carton of 100; (RBB) Rubber
QTY	VALVE SEAT	YEARS	PART NO.	DESCRIPTION
8	Seat	61	245-1937-1 Std Only	Loc. Int.; 1.9425" OD, 1.6875" ID, 0.2480" Depth
QTY	VALVE, MISC	YEARS	PART NO.	DESCRIPTION
32	Keeper	61-60	VK-115A Std Only	1 groove; Square cut key groove; Carton pack 24
32	Keeper	61-60	VK-115 Std Only	1 groove; Square cut key groove; Carton pack 32
32	Keeper	61-60	VK-115R Std Only	1 groove; Square cut key groove; Hardened
32	Keeper, Bulk	61-60	VK-115B Std Only	1 groove; Square cut key groove; Carton of 1000
16	Spring Insert	61-60	259-301A Std Only	VINTAGE; .060"; Carton of 100
QTY	PISTON	YEARS	PART NO.	DESCRIPTION
8	Cast Piston	61-60	288P Std-30-40-60	VINTAGE; Cast; .9804" Pin Dia.; 2 Rings 5/64 Groove, 1 Ring 3/16 Groove, 1.700 CD, Flat Head w/4 valve reliefs - 10.1:1 C.R.
8	Cast Piston - Individual	61-60	W288P Std-30-40-60	VINTAGE; Cast; .9804" Pin Dia.; 2 Rings 5/64 Groove, 1 Ring 3/16 Groove, 1.700 CD, Flat Head w/4 valve reliefs - 10.1:1 C.R.
QTY	RINGS	YEARS	PART NO.	DESCRIPTION
1	Premium Set	61-60	E-253K 30 30-40-60	VINTAGE; 2-5/64, 1-3/16; Premium Moly
1	Standard Set	61-60	E-253X Std-30-40-60	VINTAGE; 2-5/64, 1-3/16; Iron
QTY	ENGINE BEARINGS	YEARS	PART NO.	DESCRIPTION
1	Main Set	61-60	113M Std-10-20	Performance; 3/4 grooved
1	Main Set	61-60	4040M Std-1-10-20-30	VINTAGE; Grooved upper main brgs.
1	Rod Set	61-60	8-7050CH Std-10-20	Performance
1	Cam Set	61-60	1146M Std Only	VINTAGE
QTY	OIL PUMP	YEARS	PART NO.	DESCRIPTION
1	Oil Pump	61-60	224-43364S	High Pressure; 3/4" inlet tube; Incl. screen
1	Inter. Shaft	61-60	224-61236	
1	Screen Assy.	61	224-11236	3/4" inlet tube
QTY	FREEZE PLUGS	YEARS	PART NO.	DESCRIPTION
1	Brass Block Plug Kit	61-60	381-8021	VINTAGE
1	Steel Block Plug Kit	61-60	381-4028	
1	Brass Deep Cup Freeze Plug	61-60	381-9010	0.938" Diameter
1	Brass Deep Cup Freeze Plug	61-60	381-9026	1.953" Diameter
1	Steel Deep Cup Freeze Plug	61-60	381-3039	0.938" Diameter
1	Steel Deep Cup Freeze Plug	61-60	381-3042	1.953" Diameter
1	Steel Deep Cup Freeze Plug	61-60	381-3112	2.063" Diameter

436 389 6.4L (6376cc) OHV V8 (16 Valve) (Pontiac), 4.0625" Bore (GMC Eng.), 2 Bbl. "Eng. Code K5" 1961

QTY	TIMING	YEARS	PART NO.	DESCRIPTION
1	3 Piece Set	61	KT3-350S	VINTAGE; 223-305, 223-371 not sold separately; (1) 222-350; (1) 223-305; (1) 223-371
QTY	CAMSHAFT/LIFTER	YEARS	PART NO.	DESCRIPTION
1	Camshaft	61	CS-187	Exc. Pontiac Star Chief Base; VINTAGE; w/A/T; Hydraulic, (050) Duration at .050 Lobe Lift, 190 Exh., 190 Int., 111 Degrees Lobe Separation
1	Prelube		55-403 Std Only	1.5 oz. packet
1	Prelube		55-400 Std Only	4 oz. bottle; 1.5 oz. packet No. 55-403 also avail.
16	Lifter	61	HT-951 Std Only	Hyd.
16	Lifter, Bulk	61	HT-951B Std Only	Hyd.; Carton of 128
QTY	PUSH ROD	YEARS	PART NO.	DESCRIPTION
16	Push Rod	61	RP-3164 Std-35-60	8.6930" O.A.L.
16	Push Rod	61	RP-3213R Std Only	Chrome-Moly; 8.6900" O.A.L.
QTY	ROCKER PARTS	YEARS	PART NO.	DESCRIPTION
16	Arm Assy.	61	R-848 Std Only	VINTAGE; Incl. arm & ball
16	Arm	61	R-848A Std Only	
QTY	VALVE	YEARS	PART NO.	DESCRIPTION
8	Intake	61	V-1532 Std Only	VINTAGE; 1.8820" Head Dia., 0.3409" Stem Dia., 4.8543" O.A.L.
QTY	VALVE SPRING	YEARS	PART NO.	DESCRIPTION
16	Spring	61	VS-445 Std Only	VINTAGE; Loc. Inner; 1.8120" Free Height
16	Spring	61	VS-446 Std Only	VINTAGE; Loc. Outer; 1.9800" Free Height

(continued on next page)

GM Car (Incl. Buick, Cad., Chev., Olds., Pontiac)

389 6.4L (6376cc) OHV V8 (16 Valve) (Pontiac), 4.0625" Bore (GMC Eng.), 2 Bbl. "Eng. Code K5" 1961 436
(cont.)

QTY	VALVE SEAL	YEARS	PART NO.	DESCRIPTION
16	Valve Stem Seal	61	MV-1233C Std Only	O-Ring; (RBB) Rubber
16	Valve Stem Seal	61	ST-2092 Std Only	Positive type, Metal Clad; (RBB) Rubber
16	Valve Stem Seal	61	ST-2003 Std Only	Positive type; Installation requires valve guide machining; (RBB) Rubber
16	Valve Stem Seal Bulk	61	MV-1233 Std Only	O-Ring; Carton of 100; (RBB) Rubber
16	Valve Stem Seal Bulk	61	ST-2003BC Std Only	Positive type; Installation requires valve guide machining; Carton of 100; (RBB) Rubber
QTY	VALVE SEAT	YEARS	PART NO.	DESCRIPTION
8	Seat	61	245-1937-1 Std Only	Loc. Int.; 1.9425" OD, 1.6875" ID, 0.2480" Depth
QTY	VALVE, MISC	YEARS	PART NO.	DESCRIPTION
32	Keeper	61	VK-115A Std Only	1 groove; Square cut key groove; Carton pack 24
32	Keeper	61	VK-115 Std Only	1 groove; Square cut key groove; Carton pack 32
32	Keeper	61	VK-115R Std Only	1 groove; Square cut key groove; Hardened
32	Keeper, Bulk	61	VK-115B Std Only	1 groove; Square cut key groove; Carton of 1000
16	Spring Insert	61	259-301A Std Only	VINTAGE; .060"; Carton of 100
QTY	PISTON	YEARS	PART NO.	DESCRIPTION
8	Cast Piston	61	288P Std-30-40-60	VINTAGE; Cast; .9804" Pin Dia.; 2 Rings 5/64 Groove, 1 Ring 3/16 Groove, 1.700 CD, Flat Head w/4 valve reliefs - 10.1:1 C.R.
8	Cast Piston - Individual	61	W288P Std-30-40-60	VINTAGE; Cast; .9804" Pin Dia.; 2 Rings 5/64 Groove, 1 Ring 3/16 Groove, 1.700 CD, Flat Head w/4 valve reliefs - 10.1:1 C.R.
QTY	RINGS	YEARS	PART NO.	DESCRIPTION
1	Premium Set	61	E-253K 30 30-40-60	VINTAGE; 2-5/64, 1-3/16; Premium Moly
1	Standard Set	61	E-253X Std-30-40-60	VINTAGE; 2-5/64, 1-3/16; Iron
QTY	ENGINE BEARINGS	YEARS	PART NO.	DESCRIPTION
1	Main Set	61	113M Std-10-20	Performance; 3/4 grooved
1	Main Set	61	4040M Std-1-10-20-30	VINTAGE; Grooved upper main brgs.
1	Rod Set	61	8-7050CH Std-10-20	Performance
1	Cam Set	61	1146M Std Only	VINTAGE
QTY	OIL PUMP	YEARS	PART NO.	DESCRIPTION
1	Oil Pump	61	224-43364S	High Pressure; 3/4" inlet tube; Incl. screen
1	Inter. Shaft	61	224-61236	
1	Screen Assy.	61	224-11236	3/4" inlet tube
QTY	FREEZE PLUGS	YEARS	PART NO.	DESCRIPTION
1	Brass Block Plug Kit	61	381-8021	VINTAGE
1	Steel Block Plug Kit	61	381-4028	
1	Brass Deep Cup Freeze Plug	61	381-9010	0.938" Diameter
1	Brass Deep Cup Freeze Plug	61	381-9026	1.953" Diameter
1	Steel Deep Cup Freeze Plug	61	381-3039	0.938" Diameter
1	Steel Deep Cup Freeze Plug	61	381-3042	1.953" Diameter
1	Steel Deep Cup Freeze Plug	61	381-3112	2.063" Diameter

389 6.4L (6376cc) OHV V8 (16 Valve) (Pontiac), 4.0625" Bore (GMC Eng.), 4 Bbl. "Eng. Code L1" 1960 437

QTY	TIMING	YEARS	PART NO.	DESCRIPTION
1	3 Piece Set	60	KT3-350S	VINTAGE; 223-305, 223-371 not sold separately; (1) 222-350; (1) 223-305; (1) 223-371
QTY	CAMSHAFT/LIFTER	YEARS	PART NO.	DESCRIPTION
16	Lifter	60	HT-951 Std Only	Hyd.
16	Lifter, Bulk	60	HT-951B Std Only	Hyd.; Carton of 128
QTY	PUSH ROD	YEARS	PART NO.	DESCRIPTION
16	Push Rod	60	RP-3229R Std Only	Chrome-Moly; 9.1300" O.A.L.
16	Push Rod	60	RP-3028 Std Only	VINTAGE; 9.1360" O.A.L.
16	Push Rod, Bulk	60	BRP-3028 Std Only	VINTAGE; Carton of 100; 9.1360" O.A.L.
QTY	VALVE GUIDE	YEARS	PART NO.	DESCRIPTION
8	Guide	60	VG-5034 Std Only	Loc. Exh.; Cut to fit; 0.3430" ID, 2.5000" O.A.L
8	Guide	60	VG-5072 Std Only	VINTAGE; Cut to fit; 0.3440" ID, 2.8750" O.A.L
8	Guide	60	VG-5037 Std Only	VINTAGE; Loc. Int.; 0.3420" ID, 2.7500" O.A.L
8	Guide	60	VG-5075T Std Only	VINTAGE; Loc. Int.; Threaded; 0.3440" ID, 2.8750" O.A.L
8	Guide, Bulk	60	VG-5072B Std Only	VINTAGE; Cut to fit; Carton of 100; 0.3440" ID, 2.8750" O.A.L
8	Guide, Bulk	60	VG-5075TB Std Only	VINTAGE; Loc. Int.; Threaded; Carton of 100; 0.3440" ID, 2.8750" O.A.L
QTY	VALVE SPRING	YEARS	PART NO.	DESCRIPTION
16	Spring	60	VS-445 Std Only	VINTAGE; Loc. Inner; w/M/T; 1.8120" Free Height
16	Spring	60	VS-446 Std Only	VINTAGE; Loc. Outer; w/M/T; 1.9800" Free Height

(continued on next page)

GM Car (Incl. Buick, Cad., Chev., Olds., Pontiac)

437 389 6.4L (6376cc) OHV V8 (16 Valve) (Pontiac), 4.0625" Bore (GMC Eng.), 4 Bbl. "Eng. Code L1" 1960
(cont.)

QTY	VALVE SEAL	YEARS	PART NO.	DESCRIPTION
16	Valve Stem Seal	60	MV-1233C Std Only	O-Ring; (RBB) Rubber
16	Valve Stem Seal	60	ST-2092 Std Only	Positive type, Metal Clad; (RBB) Rubber
16	Valve Stem Seal	60	ST-2003 Std Only	Positive type; Installation requires valve guide machining; (RBB) Rubber
16	Valve Stem Seal Bulk	60	MV-1233 Std Only	O-Ring; Carton of 100; (RBB) Rubber
16	Valve Stem Seal Bulk	60	ST-2003BC Std Only	Positive type; Installation requires valve guide machining; Carton of 100; (RBB) Rubber
QTY	VALVE, MISC	YEARS	PART NO.	DESCRIPTION
32	Keeper	60	VK-115A Std Only	1 groove; Square cut key groove; Carton pack 24
32	Keeper	60	VK-115 Std Only	1 groove; Square cut key groove; Carton pack 32
32	Keeper	60	VK-115R Std Only	1 groove; Square cut key groove; Hardened
32	Keeper, Bulk	60	VK-115B Std Only	1 groove; Square cut key groove; Carton of 1000
16	Spring Insert	60	259-301A Std Only	VINTAGE; .060"; Carton of 100
QTY	PISTON	YEARS	PART NO.	DESCRIPTION
8	Cast Piston	60	288P Std-30-40-60	VINTAGE; Cast; .9804" Pin Dia.; 2 Rings 5/64 Groove, 1 Ring 3/16 Groove, 1.700 CD, Flat Head w/4 valve reliefs - 10.1:1 C.R.
8	Cast Piston - Individual	60	W288P Std-30-40-60	VINTAGE; Cast; .9804" Pin Dia.; 2 Rings 5/64 Groove, 1 Ring 3/16 Groove, 1.700 CD, Flat Head w/4 valve reliefs - 10.1:1 C.R.
QTY	RINGS	YEARS	PART NO.	DESCRIPTION
1	Premium Set	60	E-253K 30 30-40-60	VINTAGE; 2-5/64, 1-3/16; Premium Moly
1	Standard Set	60	E-253X Std-30-40-60	VINTAGE; 2-5/64, 1-3/16; Iron
QTY	ENGINE BEARINGS	YEARS	PART NO.	DESCRIPTION
1	Main Set	60	113M Std-10-20	Performance; 3/4 grooved
1	Main Set	60	4040M Std-1-10-20-30	VINTAGE; Grooved upper main brgs.
1	Rod Set	60	8-7050CH Std-10-20	Performance
1	Cam Set	60	1146M Std Only	VINTAGE
QTY	OIL PUMP	YEARS	PART NO.	DESCRIPTION
1	Oil Pump	60	224-43364S	High Pressure; 3/4" inlet tube; Incl. screen
1	Inter. Shaft	60	224-61236	
QTY	FREEZE PLUGS	YEARS	PART NO.	DESCRIPTION
1	Brass Block Plug Kit	60	381-8021	VINTAGE
1	Steel Block Plug Kit	60	381-4028	
1	Brass Deep Cup Freeze Plug	60	381-9010	0.938" Diameter
1	Brass Deep Cup Freeze Plug	60	381-9026	1.953" Diameter
1	Steel Deep Cup Freeze Plug	60	381-3039	0.938" Diameter
1	Steel Deep Cup Freeze Plug	60	381-3042	1.953" Diameter
1	Steel Deep Cup Freeze Plug	60	381-3112	2.063" Diameter

438 389 6.4L (6376cc) OHV V8 (16 Valve) (Pontiac), 4.0625" Bore (GMC Eng.), 4 Bbl. "Eng. Code L5" 1961

QTY	TIMING	YEARS	PART NO.	DESCRIPTION
1	3 Piece Set	61	KT3-350S	VINTAGE; 223-305, 223-371 not sold separately; (1) 222-350; (1) 223-305; (1) 223-371
QTY	CAMSHAFT/LIFTER	YEARS	PART NO.	DESCRIPTION
16	Lifter	61	HT-951 Std Only	Hyd.
16	Lifter, Bulk	61	HT-951B Std Only	Hyd.; Carton of 128
QTY	PUSH ROD	YEARS	PART NO.	DESCRIPTION
16	Push Rod	61	RP-3164 Std-35-60	8.6930" O.A.L.
16	Push Rod	61	RP-3213R Std Only	Chrome-Moly; 8.6900" O.A.L.
QTY	ROCKER PARTS	YEARS	PART NO.	DESCRIPTION
16	Arm Assy.	61	R-848 Std Only	VINTAGE; Incl. arm & ball
16	Arm	61	R-848A Std Only	
QTY	VALVE	YEARS	PART NO.	DESCRIPTION
8	Intake	61	V-1532 Std Only	VINTAGE; 1.8820" Head Dia., 0.3409" Stem Dia., 4.8543" O.A.L.
QTY	VALVE SPRING	YEARS	PART NO.	DESCRIPTION
16	Spring	61	VS-445 Std Only	VINTAGE; Loc. Inner; 1.8120" Free Height
16	Spring	61	VS-446 Std Only	VINTAGE; Loc. Outer; 1.9800" Free Height
QTY	VALVE SEAL	YEARS	PART NO.	DESCRIPTION
16	Valve Stem Seal	61	MV-1233C Std Only	O-Ring; (RBB) Rubber
16	Valve Stem Seal	61	ST-2092 Std Only	Positive type, Metal Clad; (RBB) Rubber
16	Valve Stem Seal	61	ST-2003 Std Only	Positive type; Installation requires valve guide machining; (RBB) Rubber
16	Valve Stem Seal Bulk	61	MV-1233 Std Only	O-Ring; Carton of 100; (RBB) Rubber
16	Valve Stem Seal Bulk	61	ST-2003BC Std Only	Positive type; Installation requires valve guide machining; Carton of 100; (RBB) Rubber

(continued on next page)

GM Car (Incl. Buick, Cad., Chev., Olds., Pontiac)

389 6.4L (6376cc) OHV V8 (16 Valve) (Pontiac), 4.0625" Bore (GMC Eng.), 4 Bbl. "Eng. Code L5" 1961 438 (cont.)

QTY	VALVE SEAT	YEARS	PART NO.	DESCRIPTION
8	Seat	61	245-1937-1 Std Only	Loc. Int.; 1.9425" OD, 1.6875" ID, 0.2480" Depth
32	Keeper	61	VK-115A Std Only	1 groove; Square cut key groove; Carton pack 24
32	Keeper	61	VK-115 Std Only	1 groove; Square cut key groove; Carton pack 32
32	Keeper	61	VK-115R Std Only	1 groove; Square cut key groove; Hardened
32	Keeper, Bulk	61	VK-115B Std Only	1 groove; Square cut key groove; Carton of 1000
16	Spring Insert	61	259-301A Std Only	VINTAGE; .060"; Carton of 100
8	Cast Piston	61	288P Std-30-40-60	VINTAGE; Cast; .9804" Pin Dia.; 2 Rings 5/64 Groove, 1 Ring 3/16 Groove, 1.700 CD, Flat Head w/4 valve reliefs - 10.1:1 C.R.
8	Cast Piston - Individual	61	W288P Std-30-40-60	VINTAGE; Cast; .9804" Pin Dia.; 2 Rings 5/64 Groove, 1 Ring 3/16 Groove, 1.700 CD, Flat Head w/4 valve reliefs - 10.1:1 C.R.
1	Premium Set	61	E-253K 30 30-40-60	VINTAGE; 2-5/64, 1-3/16; Premium Moly
1	Standard Set	61	E-253X Std-30-40-60	VINTAGE; 2-5/64, 1-3/16; Iron
1	Main Set	61	113M Std-10-20	Performance; 3/4 grooved
1	Main Set	61	4040M Std-1-10-20-30	VINTAGE; Grooved upper main brgs.
1	Rod Set	61	8-7050CH Std-10-20	Performance
1	Cam Set	61	1146M Std Only	VINTAGE
1	Oil Pump	61	224-43364S	High Pressure; 3/4" inlet tube; Incl. screen
1	Inter. Shaft	61	224-61236	
1	Screen Assy.	61	224-11236	3/4" inlet tube
1	Brass Block Plug Kit	61	381-8021	VINTAGE
1	Steel Block Plug Kit	61	381-4028	
1	Brass Deep Cup Freeze Plug	61	381-9010	0.938" Diameter
1	Brass Deep Cup Freeze Plug	61	381-9026	1.953" Diameter
1	Steel Deep Cup Freeze Plug	61	381-3039	0.938" Diameter
1	Steel Deep Cup Freeze Plug	61	381-3042	1.953" Diameter
1	Steel Deep Cup Freeze Plug	61	381-3112	2.063" Diameter

389 6.4L (6376cc) OHV V8 (16 Valve) (Pontiac), 4.0625" Bore (GMC Eng.), 3-2 Bbl. "Eng. Code M0" 1961 439

1	3 Piece Set	61	KT3-350S	VINTAGE; 223-305, 223-371 not sold separately; (1) 222-350; (1) 223-305; (1) 223-371
16	Lifter	61	HT-951 Std Only	Hyd.
16	Lifter, Bulk	61	HT-951B Std Only	Hyd.; Carton of 128
16	Push Rod	61	RP-3164 Std-35-60	8.6930" O.A.L.
16	Push Rod	61	RP-3213R Std Only	Chrome-Moly; 8.6900" O.A.L.
16	Arm Assy.	61	R-848 Std Only	VINTAGE; Incl. arm & ball
16	Arm	61	R-848A Std Only	
8	Intake	61	V-1532 Std Only	VINTAGE; 1.8820" Head Dia., 0.3409" Stem Dia., 4.8543" O.A.L.
16	Spring	61	VS-445 Std Only	VINTAGE; Loc. Inner; 1.8120" Free Height
16	Spring	61	VS-446 Std Only	VINTAGE; Loc. Outer; 1.9800" Free Height
16	Valve Stem Seal	61	MV-1233C Std Only	O-Ring; (RBB) Rubber
16	Valve Stem Seal	61	ST-2092 Std Only	Positive type, Metal Clad; (RBB) Rubber
16	Valve Stem Seal	61	ST-2003 Std Only	Positive type; Installation requires valve guide machining; (RBB) Rubber
16	Valve Stem Seal Bulk	61	MV-1233 Std Only	O-Ring; Carton of 100; (RBB) Rubber
16	Valve Stem Seal Bulk	61	ST-2003BC Std Only	Positive type; Installation requires valve guide machining; Carton of 100; (RBB) Rubber
8	Seat	61	245-1937-1 Std Only	Loc. Int.; 1.9425" OD, 1.6875" ID, 0.2480" Depth
32	Keeper	61	VK-115A Std Only	1 groove; Square cut key groove; Carton pack 24

(continued on next page)

GM Car (Incl. Buick, Cad., Chev., Olds., Pontiac)

439 389 6.4L (6376cc) OHV V8 (16 Valve) (Pontiac), 4.0625" Bore (GMC Eng.), 3-2 Bbl. "Eng. Code M0" 1961
(cont.)

	QTY	VALVE, MISC (cont.)	YEARS	PART NO.	DESCRIPTION
BLOCK	32	Keeper	61	VK-115 Std Only	1 groove; Square cut key groove; Carton pack 32
	32	Keeper	61	VK-115R Std Only	1 groove; Square cut key groove; Hardened
	32	Keeper, Bulk	61	VK-115B Std Only	1 groove; Square cut key groove; Carton of 1000
	16	Spring Insert	61	259-301A Std Only	VINTAGE; .060"; Carton of 100
	8	Cast Piston	61	288P Std-30-40-60	VINTAGE; Cast; .9804" Pin Dia.; 2 Rings 5/64 Groove, 1 Ring 3/16 Groove, 1.700 CD, Flat Head w/4 valve reliefs - 10.1:1 C.R.
	8	Cast Piston - Individual	61	W288P Std-30-40-60	VINTAGE; Cast; .9804" Pin Dia.; 2 Rings 5/64 Groove, 1 Ring 3/16 Groove, 1.700 CD, Flat Head w/4 valve reliefs - 10.1:1 C.R.
	1	Premium Set	61	E-253K 30 30-40-60	VINTAGE; 2-5/64, 1-3/16; Premium Moly
	1	Standard Set	61	E-253X Std-30-40-60	VINTAGE; 2-5/64, 1-3/16; Iron
	1	Main Set	61	113M Std-10-20	Performance; 3/4 grooved
	1	Main Set	61	4040M Std-1-10-20-30	VINTAGE; Grooved upper main brgs.
	1	Rod Set	61	8-7050CH Std-10-20	Performance
	1	Rod Set	61	8-1555CPA Std-10-20-30-40	VINTAGE
8	Rod Pair	61	1555CPA Std-10-20-30-40	VINTAGE	
1	Cam Set	61	1146M Std Only	VINTAGE	
1	Oil Pump	61	224-43364S	High Pressure; 3/4" inlet tube; Incl. screen	
1	Inter. Shaft	61	224-61236		
1	Screen Assy.	61	224-11236	3/4" inlet tube	
1	Brass Block Plug Kit	61	381-8021	VINTAGE	
1	Steel Block Plug Kit	61	381-4028		
1	Brass Deep Cup Freeze Plug	61	381-9010	0.938" Diameter	
1	Brass Deep Cup Freeze Plug	61	381-9026	1.953" Diameter	
1	Steel Deep Cup Freeze Plug	61	381-3039	0.938" Diameter	
1	Steel Deep Cup Freeze Plug	61	381-3042	1.953" Diameter	
1	Steel Deep Cup Freeze Plug	61	381-3112	2.063" Diameter	

440 389 6.4L (6376cc) OHV V8 (16 Valve) (Pontiac), 4.0625" Bore (GMC Eng.), 3-2 Bbl. "Eng. Code M1" 1960

	QTY	TIMING	YEARS	PART NO.	DESCRIPTION
VALVE TRAIN	1	3 Piece Set	60	KT3-350S	VINTAGE; 223-305, 223-371 not sold separately; (1) 222-350; (1) 223-305; (1) 223-371
	16	Lifter	60	HT-951 Std Only	Hyd.
	16	Lifter, Bulk	60	HT-951B Std Only	Hyd.; Carton of 128
	16	Push Rod	60	RP-3229R Std Only	Chrome-Moly; 9.1300" O.A.L.
	16	Push Rod	60	RP-3028 Std Only	VINTAGE; 9.1360" O.A.L.
	16	Push Rod, Bulk	60	BRP-3028 Std Only	VINTAGE; Carton of 100; 9.1360" O.A.L.
	8	Guide	60	VG-5034 Std Only	Loc. Exh.; Cut to fit; 0.3430" ID, 2.5000" O.A.L
	8	Guide	60	VG-5072 Std Only	VINTAGE; Cut to fit; 0.3440" ID, 2.8750" O.A.L
	8	Guide	60	VG-5037 Std Only	VINTAGE; Loc. Int.; 0.3420" ID, 2.7500" O.A.L
	8	Guide	60	VG-5075T Std Only	VINTAGE; Loc. Int.; Threaded; 0.3440" ID, 2.8750" O.A.L
	8	Guide, Bulk	60	VG-5072B Std Only	VINTAGE; Cut to fit; Carton of 100; 0.3440" ID, 2.8750" O.A.L
	8	Guide, Bulk	60	VG-5075TB Std Only	VINTAGE; Loc. Int.; Threaded; Carton of 100; 0.3440" ID, 2.8750" O.A.L
	16	Valve Stem Seal	60	MV-1233C Std Only	O-Ring; (RBB) Rubber
	16	Valve Stem Seal	60	ST-2092 Std Only	Positive type, Metal Clad; (RBB) Rubber
	16	Valve Stem Seal	60	ST-2003 Std Only	Positive type; Installation requires valve guide machining; (RBB) Rubber
	16	Valve Stem Seal Bulk	60	MV-1233 Std Only	O-Ring; Carton of 100; (RBB) Rubber
	16	Valve Stem Seal Bulk	60	ST-2003BC Std Only	Positive type; Installation requires valve guide machining; Carton of 100; (RBB) Rubber
	32	Keeper	60	VK-115A Std Only	1 groove; Square cut key groove; Carton pack 24
32	Keeper	60	VK-115 Std Only	1 groove; Square cut key groove; Carton pack 32	
32	Keeper	60	VK-115R Std Only	1 groove; Square cut key groove; Hardened	
32	Keeper, Bulk	60	VK-115B Std Only	1 groove; Square cut key groove; Carton of 1000	
16	Spring Insert	60	259-301A Std Only	VINTAGE; .060"; Carton of 100	

(continued on next page)

GM Car (Incl. Buick, Cad., Chev., Olds., Pontiac)

389 6.4L (6376cc) OHV V8 (16 Valve) (Pontiac), 4.0625" Bore (GMC Eng.), 3-2 Bbl. "Eng. Code M1" 1960 440
(cont.)

QTY	PART NO.	YEARS	PART NO.	DESCRIPTION
8	Cast Piston	60	288P Std-30-40-60	VINTAGE; Cast; .9804" Pin Dia.; 2 Rings 5/64 Groove, 1 Ring 3/16 Groove, 1.700 CD, Flat Head w/4 valve reliefs - 10.1:1 C.R.
8	Cast Piston - Individual	60	W288P Std-30-40-60	VINTAGE; Cast; .9804" Pin Dia.; 2 Rings 5/64 Groove, 1 Ring 3/16 Groove, 1.700 CD, Flat Head w/4 valve reliefs - 10.1:1 C.R.
QTY	RINGS	YEARS	PART NO.	DESCRIPTION
1	Premium Set	60	E-253K 30 30-40-60	VINTAGE; 2-5/64, 1-3/16; Premium Moly
1	Standard Set	60	E-253X Std-30-40-60	VINTAGE; 2-5/64, 1-3/16; Iron
QTY	ENGINE BEARINGS	YEARS	PART NO.	DESCRIPTION
1	Main Set	60	113M Std-10-20	Performance; 3/4 grooved
1	Main Set	60	4040M Std-1-10-20-30	VINTAGE; Grooved upper main brgs.
1	Rod Set	60	8-7050CH Std-10-20	Performance
1	Rod Set	60	8-1555CPA Std-10-20-30-40	VINTAGE
8	Rod Pair	60	1555CPA Std-10-20-30-40	VINTAGE
1	Cam Set	60	1146M Std Only	VINTAGE
QTY	OIL PUMP	YEARS	PART NO.	DESCRIPTION
1	Oil Pump	60	224-43364S	High Pressure; 3/4" inlet tube; Incl. screen
1	Inter. Shaft	60	224-61236	
QTY	FREEZE PLUGS	YEARS	PART NO.	DESCRIPTION
1	Brass Block Plug Kit	60	381-8021	VINTAGE
1	Steel Block Plug Kit	60	381-4028	
1	Brass Deep Cup Freeze Plug	60	381-9010	0.938" Diameter
1	Brass Deep Cup Freeze Plug	60	381-9026	1.953" Diameter
1	Steel Deep Cup Freeze Plug	60	381-3039	0.938" Diameter
1	Steel Deep Cup Freeze Plug	60	381-3042	1.953" Diameter
1	Steel Deep Cup Freeze Plug	60	381-3112	2.063" Diameter

389 6.4L (6376cc) OHV V8 (16 Valve) (Pontiac), 4.0625" Bore (GMC Eng.), 3-2 Bbl. "Eng. Code M4" 1961-1960 441

QTY	PART NO.	YEARS	PART NO.	DESCRIPTION
1	3 Piece Set	61-60	KT3-350S	VINTAGE; 223-305, 223-371 not sold separately; (1) 222-350; (1) 223-305; (1) 223-371
QTY	CAMSHAFT/LIFTER	YEARS	PART NO.	DESCRIPTION
16	Lifter	61-60	HT-951 Std Only	Hyd.
16	Lifter, Bulk	61-60	HT-951B Std Only	Hyd.; Carton of 128
QTY	PUSH ROD	YEARS	PART NO.	DESCRIPTION
16	Push Rod	61	RP-3164 Std-35-60	8.6930" O.A.L.
16	Push Rod	61	RP-3213R Std Only	Chrome-Moly; 8.6900" O.A.L.
16	Push Rod	60	RP-3229R Std Only	Chrome-Moly; 9.1300" O.A.L.
16	Push Rod	60	RP-3028 Std Only	VINTAGE; 9.1360" O.A.L.
16	Push Rod, Bulk	60	BRP-3028 Std Only	VINTAGE; Carton of 100; 9.1360" O.A.L.
QTY	ROCKER PARTS	YEARS	PART NO.	DESCRIPTION
16	Arm Assy.	61	R-848 Std Only	VINTAGE; Incl. arm & ball
16	Arm	61	R-848A Std Only	
QTY	VALVE	YEARS	PART NO.	DESCRIPTION
8	Intake	61	V-1532 Std Only	VINTAGE; 1.8820" Head Dia., 0.3409" Stem Dia., 4.8543" O.A.L.
QTY	VALVE GUIDE	YEARS	PART NO.	DESCRIPTION
8	Guide	60	VG-5034 Std Only	Loc. Exh.; Cut to fit; 0.3430" ID, 2.5000" O.A.L
8	Guide	60	VG-5072 Std Only	VINTAGE; Cut to fit; 0.3440" ID, 2.8750" O.A.L
8	Guide	60	VG-5037 Std Only	VINTAGE; Loc. Int.; 0.3420" ID, 2.7500" O.A.L
8	Guide	60	VG-5075T Std Only	VINTAGE; Loc. Int.; Threaded; 0.3440" ID, 2.8750" O.A.L
8	Guide, Bulk	60	VG-5072B Std Only	VINTAGE; Cut to fit; Carton of 100; 0.3440" ID, 2.8750" O.A.L
8	Guide, Bulk	60	VG-5075TB Std Only	VINTAGE; Loc. Int.; Threaded; Carton of 100; 0.3440" ID, 2.8750" O.A.L
QTY	VALVE SPRING	YEARS	PART NO.	DESCRIPTION
16	Spring	61	VS-445 Std Only	VINTAGE; Loc. Inner; 1.8120" Free Height
16	Spring	61	VS-446 Std Only	VINTAGE; Loc. Outer; 1.9800" Free Height
QTY	VALVE SEAL	YEARS	PART NO.	DESCRIPTION
16	Valve Stem Seal	61-60	MV-1233C Std Only	O-Ring; (RBB) Rubber
16	Valve Stem Seal	61-60	ST-2092 Std Only	Positive type, Metal Clad; (RBB) Rubber
16	Valve Stem Seal	61-60	ST-2003 Std Only	Positive type; Installation requires valve guide machining; (RBB) Rubber
16	Valve Stem Seal Bulk	61-60	MV-1233 Std Only	O-Ring; Carton of 100; (RBB) Rubber
16	Valve Stem Seal Bulk	61-60	ST-2003BC Std Only	Positive type; Installation requires valve guide machining; Carton of 100; (RBB) Rubber

(continued on next page)

GM Car (Incl. Buick, Cad., Chev., Olds., Pontiac)

441 389 6.4L (6376cc) OHV V8 (16 Valve) (Pontiac), 4.0625" Bore (GMC Eng.), 3-2 Bbl. "Eng. Code M4" 1961-1960
(cont.)

QTY	VALVE SEAT	YEARS	PART NO.	DESCRIPTION
8	Seat	61	245-1937-1 Std Only	Loc. Int.; 1.9425" OD, 1.6875" ID, 0.2480" Depth
32	VALVE, MISC Keeper	61-60	VK-115A Std Only	1 groove; Square cut key groove; Carton pack 24
32	Keeper	61-60	VK-115 Std Only	1 groove; Square cut key groove; Carton pack 32
32	Keeper	61-60	VK-115R Std Only	1 groove; Square cut key groove; Hardened
32	Keeper, Bulk	61-60	VK-115B Std Only	1 groove; Square cut key groove; Carton of 1000
16	Spring Insert	61-60	259-301A Std Only	VINTAGE; .060"; Carton of 100
8	PISTON Cast Piston	61-60	288P Std-30-40-60	VINTAGE; Cast; .9804" Pin Dia.; 2 Rings 5/64 Groove, 1 Ring 3/16 Groove, 1.700 CD, Flat Head w/4 valve reliefs - 10.1:1 C.R.
8	Cast Piston - Individual	61-60	W288P Std-30-40-60	VINTAGE; Cast; .9804" Pin Dia.; 2 Rings 5/64 Groove, 1 Ring 3/16 Groove, 1.700 CD, Flat Head w/4 valve reliefs - 10.1:1 C.R.
1	RINGS Premium Set	61-60	E-253K 30 30-40-60	VINTAGE; 2-5/64, 1-3/16; Premium Moly
1	Standard Set	61-60	E-253X Std-30-40-60	VINTAGE; 2-5/64, 1-3/16; Iron
1	ENGINE BEARINGS Main Set	61-60	113M Std-10-20	Performance; 3/4 grooved
1	Main Set	61-60	4040M Std-1-10-20-30	VINTAGE; Grooved upper main brgs.
1	Rod Set	61-60	8-7050CH Std-10-20	Performance
1	Rod Set	61-60	8-1555CPA Std-10-20-30-40	VINTAGE
8	Rod Pair	61-60	1555CPA Std-10-20-30-40	VINTAGE
1	Cam Set	61-60	1146M Std Only	VINTAGE
1	OIL PUMP Oil Pump	61-60	224-43364S	High Pressure; 3/4" inlet tube; Incl. screen
1	Inter. Shaft	61-60	224-61236	
1	Screen Assy.	61	224-11236	3/4" inlet tube
1	FREEZE PLUGS Brass Block Plug Kit	61-60	381-8021	VINTAGE
1	Steel Block Plug Kit	61-60	381-4028	
1	Brass Deep Cup Freeze Plug	61-60	381-9010	0.938" Diameter
1	Brass Deep Cup Freeze Plug	61-60	381-9026	1.953" Diameter
1	Steel Deep Cup Freeze Plug	61-60	381-3039	0.938" Diameter
1	Steel Deep Cup Freeze Plug	61-60	381-3042	1.953" Diameter
1	Steel Deep Cup Freeze Plug	61-60	381-3112	2.063" Diameter

442 389 6.4L (6376cc) OHV V8 (16 Valve) (Pontiac), 4.0625" Bore (GMC Eng.), 4 Bbl. "Eng. Code N1" 1960

QTY	TIMING	YEARS	PART NO.	DESCRIPTION
1	3 Piece Set	60	KT3-350S	VINTAGE; 223-305, 223-371 not sold separately; (1) 222-350; (1) 223-305; (1) 223-371
16	CAMSHAFT/LIFTER Lifter	60	HT-951 Std Only	Hyd.
16	Lifter, Bulk	60	HT-951B Std Only	Hyd.; Carton of 128
16	PUSH ROD Push Rod	60	RP-3229R Std Only	Chrome-Moly; 9.1300" O.A.L.
16	Push Rod	60	RP-3028 Std Only	VINTAGE; 9.1360" O.A.L.
16	Push Rod, Bulk	60	BRP-3028 Std Only	VINTAGE; Carton of 100; 9.1360" O.A.L.
8	VALVE GUIDE Guide	60	VG-5034 Std Only	Loc. Exh.; Cut to fit; 0.3430" ID, 2.5000" O.A.L
8	Guide	60	VG-5072 Std Only	VINTAGE; Cut to fit; 0.3440" ID, 2.8750" O.A.L
8	Guide	60	VG-5037 Std Only	VINTAGE; Loc. Int.; 0.3420" ID, 2.7500" O.A.L
8	Guide	60	VG-5075T Std Only	VINTAGE; Loc. Int.; Threaded; 0.3440" ID, 2.8750" O.A.L
8	Guide, Bulk	60	VG-5072B Std Only	VINTAGE; Cut to fit; Carton of 100; 0.3440" ID, 2.8750" O.A.L
8	Guide, Bulk	60	VG-5075TB Std Only	VINTAGE; Loc. Int.; Threaded; Carton of 100; 0.3440" ID, 2.8750" O.A.L
16	VALVE SPRING Spring	60	VS-445 Std Only	VINTAGE; Loc. Inner; w/M/T; 1.8120" Free Height
16	Spring	60	VS-446 Std Only	VINTAGE; Loc. Outer; w/M/T; 1.9800" Free Height
16	VALVE SEAL Valve Stem Seal	60	MV-1233C Std Only	O-Ring; (RBB) Rubber
16	Valve Stem Seal	60	ST-2092 Std Only	Positive type, Metal Clad; (RBB) Rubber
16	Valve Stem Seal	60	ST-2003 Std Only	Positive type; Installation requires valve guide machining; (RBB) Rubber
16	Valve Stem Seal Bulk	60	MV-1233 Std Only	O-Ring; Carton of 100; (RBB) Rubber

(continued on next page)

GM Car (Incl. Buick, Cad., Chev., Olds., Pontiac)

389 6.4L (6376cc) OHV V8 (16 Valve) (Pontiac), 4.0625" Bore (GMC Eng.), 4 Bbl. "Eng. Code N1" 1960 442
(cont.)

QTY	VALVE SEAL (cont.)	YEARS	PART NO.	DESCRIPTION
16	Valve Stem Seal Bulk	60	ST-2003BC Std Only	Positive type; Installation requires valve guide machining; Carton of 100; (RBB) Rubber
QTY	VALVE, MISC	YEARS	PART NO.	DESCRIPTION
32	Keeper	60	VK-115A Std Only	1 groove; Square cut key groove; Carton pack 24
32	Keeper	60	VK-115 Std Only	1 groove; Square cut key groove; Carton pack 32
32	Keeper	60	VK-115R Std Only	1 groove; Square cut key groove; Hardened
32	Keeper, Bulk	60	VK-115B Std Only	1 groove; Square cut key groove; Carton of 1000
16	Spring Insert	60	259-301A Std Only	VINTAGE; .060"; Carton of 100
QTY	PISTON	YEARS	PART NO.	DESCRIPTION
8	Cast Piston	60	288P Std-30-40-60	VINTAGE; Cast; .9804" Pin Dia.; 2 Rings 5/64 Groove, 1 Ring 3/16 Groove, 1.700 CD, Flat Head w/4 valve reliefs - 10.1:1 C.R.
8	Cast Piston - Individual	60	W288P Std-30-40-60	VINTAGE; Cast; .9804" Pin Dia.; 2 Rings 5/64 Groove, 1 Ring 3/16 Groove, 1.700 CD, Flat Head w/4 valve reliefs - 10.1:1 C.R.
QTY	RINGS	YEARS	PART NO.	DESCRIPTION
1	Premium Set	60	E-253K 30 30-40-60	VINTAGE; 2-5/64, 1-3/16; Premium Moly
1	Standard Set	60	E-253X Std-30-40-60	VINTAGE; 2-5/64, 1-3/16; Iron
QTY	ENGINE BEARINGS	YEARS	PART NO.	DESCRIPTION
1	Main Set	60	113M Std-10-20	Performance; 3/4 grooved
1	Main Set	60	4040M Std-1-10-20-30	VINTAGE; Grooved upper main brgs.
1	Rod Set	60	8-7050CH Std-10-20	Performance
1	Cam Set	60	1146M Std Only	VINTAGE
QTY	OIL PUMP	YEARS	PART NO.	DESCRIPTION
1	Oil Pump	60	224-43364S	High Pressure; 3/4" inlet tube; Incl. screen
1	Inter. Shaft	60	224-61236	
QTY	FREEZE PLUGS	YEARS	PART NO.	DESCRIPTION
1	Brass Block Plug Kit	60	381-8021	VINTAGE
1	Steel Block Plug Kit	60	381-4028	
1	Brass Deep Cup Freeze Plug	60	381-9010	0.938" Diameter
1	Brass Deep Cup Freeze Plug	60	381-9026	1.953" Diameter
1	Steel Deep Cup Freeze Plug	60	381-3039	0.938" Diameter
1	Steel Deep Cup Freeze Plug	60	381-3042	1.953" Diameter
1	Steel Deep Cup Freeze Plug	60	381-3112	2.063" Diameter

389 6.4L (6376cc) OHV V8 (16 Valve) (Pontiac), 4.0625" Bore (GMC Eng.), 4 Bbl. "Eng. Code N5" 1961 443

QTY	TIMING	YEARS	PART NO.	DESCRIPTION
1	3 Piece Set	61	KT3-350S	VINTAGE; 223-305, 223-371 not sold separately; (1) 222-350; (1) 223-305; (1) 223-371
QTY	CAMSHAFT/LIFTER	YEARS	PART NO.	DESCRIPTION
16	Lifter	61	HT-951 Std Only	Hyd.
16	Lifter, Bulk	61	HT-951B Std Only	Hyd.; Carton of 128
QTY	PUSH ROD	YEARS	PART NO.	DESCRIPTION
16	Push Rod	61	RP-3164 Std-35-60	8.6930" O.A.L.
16	Push Rod	61	RP-3213R Std Only	Chrome-Moly; 8.6900" O.A.L.
QTY	ROCKER PARTS	YEARS	PART NO.	DESCRIPTION
16	Arm Assy.	61	R-848 Std Only	VINTAGE; Incl. arm & ball
16	Arm	61	R-848A Std Only	
QTY	VALVE	YEARS	PART NO.	DESCRIPTION
8	Intake	61	V-1532 Std Only	VINTAGE; 1.8820" Head Dia., 0.3409" Stem Dia., 4.8543" O.A.L.
QTY	VALVE SPRING	YEARS	PART NO.	DESCRIPTION
16	Spring	61	VS-445 Std Only	VINTAGE; Loc. Inner; 1.8120" Free Height
16	Spring	61	VS-446 Std Only	VINTAGE; Loc. Outer; 1.9800" Free Height
QTY	VALVE SEAL	YEARS	PART NO.	DESCRIPTION
16	Valve Stem Seal	61	MV-1233C Std Only	O-Ring; (RBB) Rubber
16	Valve Stem Seal	61	ST-2092 Std Only	Positive type, Metal Clad; (RBB) Rubber
16	Valve Stem Seal	61	ST-2003 Std Only	Positive type; Installation requires valve guide machining; (RBB) Rubber
16	Valve Stem Seal Bulk	61	MV-1233 Std Only	O-Ring; Carton of 100; (RBB) Rubber
16	Valve Stem Seal Bulk	61	ST-2003BC Std Only	Positive type; Installation requires valve guide machining; Carton of 100; (RBB) Rubber
QTY	VALVE SEAT	YEARS	PART NO.	DESCRIPTION
8	Seat	61	245-1937-1 Std Only	Loc. Int.; 1.9425" OD, 1.6875" ID, 0.2480" Depth
QTY	VALVE, MISC	YEARS	PART NO.	DESCRIPTION
32	Keeper	61	VK-115A Std Only	1 groove; Square cut key groove; Carton pack 24

(continued on next page)

GM Car (Incl. Buick, Cad., Chev., Olds., Pontiac)

443 389 6.4L (6376cc) OHV V8 (16 Valve) (Pontiac), 4.0625" Bore (GMC Eng.), 4 Bbl. "Eng. Code N5" 1961
(cont.)

QTY	VALVE, MISC (cont.)	YEARS	PART NO.	DESCRIPTION
32	Keeper	61	VK-115 Std Only	1 groove; Square cut key groove; Carton pack 32
32	Keeper	61	VK-115R Std Only	1 groove; Square cut key groove; Hardened
32	Keeper, Bulk	61	VK-115B Std Only	1 groove; Square cut key groove; Carton of 1000
16	Spring Insert	61	259-301A Std Only	VINTAGE; .060"; Carton of 100
QTY	PISTON	YEARS	PART NO.	DESCRIPTION
8	Cast Piston	61	288P Std-30-40-60	VINTAGE; Cast; .9804" Pin Dia.; 2 Rings 5/64 Groove, 1 Ring 3/16 Groove, 1.700 CD, Flat Head w/4 valve reliefs - 10.1:1 C.R.
8	Cast Piston - Individual	61	W288P Std-30-40-60	VINTAGE; Cast; .9804" Pin Dia.; 2 Rings 5/64 Groove, 1 Ring 3/16 Groove, 1.700 CD, Flat Head w/4 valve reliefs - 10.1:1 C.R.
QTY	RINGS	YEARS	PART NO.	DESCRIPTION
1	Premium Set	61	E-253K 30 30-40-60	VINTAGE; 2-5/64, 1-3/16; Premium Moly
1	Standard Set	61	E-253X Std-30-40-60	VINTAGE; 2-5/64, 1-3/16; Iron
QTY	ENGINE BEARINGS	YEARS	PART NO.	DESCRIPTION
1	Main Set	61	113M Std-10-20	Performance; 3/4 grooved
1	Main Set	61	4040M Std-1-10-20-30	VINTAGE; Grooved upper main brgs.
1	Rod Set	61	8-7050CH Std-10-20	Performance
1	Cam Set	61	1146M Std Only	VINTAGE
QTY	OIL PUMP	YEARS	PART NO.	DESCRIPTION
1	Oil Pump	61	224-43364S	High Pressure; 3/4" inlet tube; Incl. screen
1	Inter. Shaft	61	224-61236	
1	Screen Assy.	61	224-11236	3/4" inlet tube
QTY	FREEZE PLUGS	YEARS	PART NO.	DESCRIPTION
1	Brass Block Plug Kit	61	381-8021	VINTAGE
1	Steel Block Plug Kit	61	381-4028	
1	Brass Deep Cup Freeze Plug	61	381-9010	0.938" Diameter
1	Brass Deep Cup Freeze Plug	61	381-9026	1.953" Diameter
1	Steel Deep Cup Freeze Plug	61	381-3039	0.938" Diameter
1	Steel Deep Cup Freeze Plug	61	381-3042	1.953" Diameter
1	Steel Deep Cup Freeze Plug	61	381-3112	2.063" Diameter

444 389 6.4L (6376cc) OHV V8 (16 Valve) (Pontiac), 4.0625" Bore (GMC Eng.), 4 Bbl. "Eng. Code P0" 1961-1960

QTY	TIMING	YEARS	PART NO.	DESCRIPTION
1	3 Piece Set	61-60	KT3-350S	VINTAGE; 223-305, 223-371 not sold separately; (1) 222-350; (1) 223-305; (1) 223-371
QTY	CAMSHAFT/LIFTER	YEARS	PART NO.	DESCRIPTION
16	Lifter	61-60	HT-951 Std Only	Hyd.
16	Lifter, Bulk	61-60	HT-951B Std Only	Hyd.; Carton of 128
QTY	PUSH ROD	YEARS	PART NO.	DESCRIPTION
16	Push Rod	61	RP-3164 Std-35-60	8.6930" O.A.L.
16	Push Rod	61	RP-3213R Std Only	Chrome-Moly; 8.6900" O.A.L.
16	Push Rod	60	RP-3229R Std Only	Chrome-Moly; 9.1300" O.A.L.
16	Push Rod	60	RP-3028 Std Only	VINTAGE; 9.1360" O.A.L.
16	Push Rod, Bulk	60	BRP-3028 Std Only	VINTAGE; Carton of 100; 9.1360" O.A.L.
QTY	ROCKER PARTS	YEARS	PART NO.	DESCRIPTION
16	Arm Assy.	61	R-848 Std Only	VINTAGE; Incl. arm & ball
16	Arm	61	R-848A Std Only	
QTY	VALVE	YEARS	PART NO.	DESCRIPTION
8	Intake	61	V-1532 Std Only	VINTAGE; 1.8820" Head Dia., 0.3409" Stem Dia., 4.8543" O.A.L.
QTY	VALVE GUIDE	YEARS	PART NO.	DESCRIPTION
8	Guide	60	VG-5034 Std Only	Loc. Exh.; Cut to fit; 0.3430" ID, 2.5000" O.A.L.
8	Guide	60	VG-5072 Std Only	VINTAGE; Cut to fit; 0.3440" ID, 2.8750" O.A.L.
8	Guide	60	VG-5037 Std Only	VINTAGE; Loc. Int.; 0.3420" ID, 2.7500" O.A.L.
8	Guide	60	VG-5075T Std Only	VINTAGE; Loc. Int.; Threaded; 0.3440" ID, 2.8750" O.A.L.
8	Guide, Bulk	60	VG-5072B Std Only	VINTAGE; Cut to fit; Carton of 100; 0.3440" ID, 2.8750" O.A.L.
8	Guide, Bulk	60	VG-5075TB Std Only	VINTAGE; Loc. Int.; Threaded; Carton of 100; 0.3440" ID, 2.8750" O.A.L.
QTY	VALVE SPRING	YEARS	PART NO.	DESCRIPTION
16	Spring	61	VS-445 Std Only	VINTAGE; Loc. Inner; 1.8120" Free Height
16	Spring	61	VS-446 Std Only	VINTAGE; Loc. Outer; 1.9800" Free Height
16	Spring	60	VS-445 Std Only	VINTAGE; Loc. Inner; w/M/T; 1.8120" Free Height
16	Spring	60	VS-446 Std Only	VINTAGE; Loc. Outer; w/M/T; 1.9800" Free Height
QTY	VALVE SEAL	YEARS	PART NO.	DESCRIPTION
16	Valve Stem Seal	61-60	MV-1233C Std Only	O-Ring; (RBB) Rubber

(continued on next page)

GM Car (Incl. Buick, Cad., Chev., Olds., Pontiac)

389 6.4L (6376cc) OHV V8 (16 Valve) (Pontiac), 4.0625" Bore (GMC Eng.), 4 Bbl. "Eng. Code P0" 1961-1960 **444**
(cont.)

QTY	VALVE SEAL (cont.)	YEARS	PART NO.	DESCRIPTION
16	Valve Stem Seal	61-60	ST-2092 Std Only	Positive type, Metal Clad; (RBB) Rubber
16	Valve Stem Seal	61-60	ST-2003 Std Only	Positive type; Installation requires valve guide machining; (RBB) Rubber
16	Valve Stem Seal Bulk	61-60	MV-1233 Std Only	O-Ring; Carton of 100; (RBB) Rubber
16	Valve Stem Seal Bulk	61-60	ST-2003BC Std Only	Positive type; Installation requires valve guide machining; Carton of 100; (RBB) Rubber
QTY	VALVE SEAT	YEARS	PART NO.	DESCRIPTION
8	Seat	61	245-1937-1 Std Only	Loc. Int.; 1.9425" OD, 1.6875" ID, 0.2480" Depth
QTY	VALVE, MISC	YEARS	PART NO.	DESCRIPTION
32	Keeper	61-60	VK-115A Std Only	1 groove; Square cut key groove; Carton pack 24
32	Keeper	61-60	VK-115 Std Only	1 groove; Square cut key groove; Carton pack 32
32	Keeper	61-60	VK-115R Std Only	1 groove; Square cut key groove; Hardened
32	Keeper, Bulk	61-60	VK-115B Std Only	1 groove; Square cut key groove; Carton of 1000
16	Spring Insert	61-60	259-301A Std Only	VINTAGE; .060"; Carton of 100
QTY	PISTON	YEARS	PART NO.	DESCRIPTION
8	Cast Piston	61-60	288P Std-30-40-60	VINTAGE; Cast; .9804" Pin Dia.; 2 Rings 5/64 Groove, 1 Ring 3/16 Groove, 1.700 CD, Flat Head w/4 valve reliefs - 10.1:1 C.R.
8	Cast Piston - Individual	61-60	W288P Std-30-40-60	VINTAGE; Cast; .9804" Pin Dia.; 2 Rings 5/64 Groove, 1 Ring 3/16 Groove, 1.700 CD, Flat Head w/4 valve reliefs - 10.1:1 C.R.
QTY	RINGS	YEARS	PART NO.	DESCRIPTION
1	Premium Set	61-60	E-253K 30 30-40-60	VINTAGE; 2-5/64, 1-3/16; Premium Moly
1	Standard Set	61-60	E-253X Std-30-40-60	VINTAGE; 2-5/64, 1-3/16; Iron
QTY	ENGINE BEARINGS	YEARS	PART NO.	DESCRIPTION
1	Main Set	61-60	113M Std-10-20	Performance; 3/4 grooved
1	Main Set	61-60	4040M Std-1-10-20-30	VINTAGE; Grooved upper main brgs.
1	Rod Set	61-60	8-7050CH Std-10-20	Performance
1	Cam Set	61-60	1146M Std Only	VINTAGE
QTY	OIL PUMP	YEARS	PART NO.	DESCRIPTION
1	Oil Pump	61-60	224-43364S	High Pressure; 3/4" inlet tube; Incl. screen
1	Inter. Shaft	61-60	224-61236	
1	Screen Assy.	61	224-11236	3/4" inlet tube
QTY	FREEZE PLUGS	YEARS	PART NO.	DESCRIPTION
1	Brass Block Plug Kit	61-60	381-8021	VINTAGE
1	Steel Block Plug Kit	61-60	381-4028	
1	Brass Deep Cup Freeze Plug	61-60	381-9010	0.938" Diameter
1	Brass Deep Cup Freeze Plug	61-60	381-9026	1.953" Diameter
1	Steel Deep Cup Freeze Plug	61-60	381-3039	0.938" Diameter
1	Steel Deep Cup Freeze Plug	61-60	381-3042	1.953" Diameter
1	Steel Deep Cup Freeze Plug	61-60	381-3112	2.063" Diameter

389 6.4L (6376cc) OHV V8 (16 Valve) (Pontiac), 4.0625" Bore (GMC Eng.), 4 Bbl. "Eng. Code P1" 1960 **445**

QTY	TIMING	YEARS	PART NO.	DESCRIPTION
1	3 Piece Set	60	KT3-350S	VINTAGE; 223-305, 223-371 not sold separately; (1) 222-350; (1) 223-305; (1) 223-371
QTY	CAMSHAFT/LIFTER	YEARS	PART NO.	DESCRIPTION
16	Lifter	60	HT-951 Std Only	Hyd.
16	Lifter, Bulk	60	HT-951B Std Only	Hyd.; Carton of 128
QTY	PUSH ROD	YEARS	PART NO.	DESCRIPTION
16	Push Rod	60	RP-3229R Std Only	Chrome-Moly; 9.1300" O.A.L.
16	Push Rod	60	RP-3028 Std Only	VINTAGE; 9.1360" O.A.L.
16	Push Rod, Bulk	60	BRP-3028 Std Only	VINTAGE; Carton of 100; 9.1360" O.A.L.
QTY	VALVE GUIDE	YEARS	PART NO.	DESCRIPTION
8	Guide	60	VG-5034 Std Only	Loc. Exh.; Cut to fit; 0.3430" ID, 2.5000" O.A.L
8	Guide	60	VG-5072 Std Only	VINTAGE; Cut to fit; 0.3440" ID, 2.8750" O.A.L
8	Guide	60	VG-5037 Std Only	VINTAGE; Loc. Int.; 0.3420" ID, 2.7500" O.A.L
8	Guide	60	VG-5075T Std Only	VINTAGE; Loc. Int.; Threaded; 0.3440" ID, 2.8750" O.A.L
8	Guide, Bulk	60	VG-5072B Std Only	VINTAGE; Cut to fit; Carton of 100; 0.3440" ID, 2.8750" O.A.L
8	Guide, Bulk	60	VG-5075TB Std Only	VINTAGE; Loc. Int.; Threaded; Carton of 100; 0.3440" ID, 2.8750" O.A.L
QTY	VALVE SPRING	YEARS	PART NO.	DESCRIPTION
16	Spring	60	VS-445 Std Only	VINTAGE; Loc. Inner; w/M/T; 1.8120" Free Height
16	Spring	60	VS-446 Std Only	VINTAGE; Loc. Outer; w/M/T; 1.9800" Free Height
QTY	VALVE SEAL	YEARS	PART NO.	DESCRIPTION
16	Valve Stem Seal	60	MV-1233C Std Only	O-Ring; (RBB) Rubber

(continued on next page)

GM Car (Incl. Buick, Cad., Chev., Olds., Pontiac)

445 389 6.4L (6376cc) OHV V8 (16 Valve) (Pontiac), 4.0625" Bore (GMC Eng.), 4 Bbl. "Eng. Code P1" 1960
(cont.)

QTY	VALVE SEAL (cont.)	YEARS	PART NO.	DESCRIPTION
16	Valve Stem Seal	60	ST-2092 Std Only	Positive type, Metal Clad; (RBB) Rubber
16	Valve Stem Seal	60	ST-2003 Std Only	Positive type; Installation requires valve guide machining; (RBB) Rubber
16	Valve Stem Seal Bulk	60	MV-1233 Std Only	O-Ring; Carton of 100; (RBB) Rubber
16	Valve Stem Seal Bulk	60	ST-2003BC Std Only	Positive type; Installation requires valve guide machining; Carton of 100; (RBB) Rubber
QTY	VALVE, MISC	YEARS	PART NO.	DESCRIPTION
32	Keeper	60	VK-115A Std Only	1 groove; Square cut key groove; Carton pack 24
32	Keeper	60	VK-115 Std Only	1 groove; Square cut key groove; Carton pack 32
32	Keeper	60	VK-115R Std Only	1 groove; Square cut key groove; Hardened
32	Keeper, Bulk	60	VK-115B Std Only	1 groove; Square cut key groove; Carton of 1000
16	Spring Insert	60	259-301A Std Only	VINTAGE; .060"; Carton of 100
QTY	PISTON	YEARS	PART NO.	DESCRIPTION
8	Cast Piston	60	288P Std-30-40-60	VINTAGE; Cast; .9804" Pin Dia.; 2 Rings 5/64 Groove, 1 Ring 3/16 Groove, 1.700 CD, Flat Head w/4 valve reliefs - 10.1:1 C.R.
8	Cast Piston - Individual	60	W288P Std-30-40-60	VINTAGE; Cast; .9804" Pin Dia.; 2 Rings 5/64 Groove, 1 Ring 3/16 Groove, 1.700 CD, Flat Head w/4 valve reliefs - 10.1:1 C.R.
QTY	RINGS	YEARS	PART NO.	DESCRIPTION
1	Premium Set	60	E-253K 30 30-40-60	VINTAGE; 2-5/64, 1-3/16; Premium Moly
1	Standard Set	60	E-253X Std-30-40-60	VINTAGE; 2-5/64, 1-3/16; Iron
QTY	ENGINE BEARINGS	YEARS	PART NO.	DESCRIPTION
1	Main Set	60	113M Std-10-20	Performance; 3/4 grooved
1	Main Set	60	4040M Std-1-10-20-30	VINTAGE; Grooved upper main brgs.
1	Rod Set	60	8-7050CH Std-10-20	Performance
1	Cam Set	60	1146M Std Only	VINTAGE
QTY	OIL PUMP	YEARS	PART NO.	DESCRIPTION
1	Oil Pump	60	224-43364S	High Pressure; 3/4" inlet tube; Incl. screen
1	Inter. Shaft	60	224-61236	
QTY	FREEZE PLUGS	YEARS	PART NO.	DESCRIPTION
1	Brass Block Plug Kit	60	381-8021	VINTAGE
1	Steel Block Plug Kit	60	381-4028	
1	Brass Deep Cup Freeze Plug	60	381-9010	0.938" Diameter
1	Brass Deep Cup Freeze Plug	60	381-9026	1.953" Diameter
1	Steel Deep Cup Freeze Plug	60	381-3039	0.938" Diameter
1	Steel Deep Cup Freeze Plug	60	381-3042	1.953" Diameter
1	Steel Deep Cup Freeze Plug	60	381-3112	2.063" Diameter

446 389 6.4L (6376cc) OHV V8 (16 Valve) (Pontiac), 4.0625" Bore (GMC Eng.), 4 Bbl. "Eng. Code P4" 1961-1960

QTY	TIMING	YEARS	PART NO.	DESCRIPTION
1	3 Piece Set	61-60	KT3-350S	VINTAGE; 223-305, 223-371 not sold separately; (1) 222-350; (1) 223-305; (1) 223-371
QTY	CAMSHAFT/LIFTER	YEARS	PART NO.	DESCRIPTION
16	Lifter	61-60	HT-951 Std Only	Hyd.
16	Lifter, Bulk	61-60	HT-951B Std Only	Hyd.; Carton of 128
QTY	PUSH ROD	YEARS	PART NO.	DESCRIPTION
16	Push Rod	61	RP-3164 Std-35-60	8.6930" O.A.L.
16	Push Rod	61	RP-3213R Std Only	Chrome-Moly; 8.6900" O.A.L.
16	Push Rod	60	RP-3229R Std Only	Chrome-Moly; 9.1300" O.A.L.
16	Push Rod	60	RP-3028 Std Only	VINTAGE; 9.1360" O.A.L.
16	Push Rod, Bulk	60	BRP-3028 Std Only	VINTAGE; Carton of 100; 9.1360" O.A.L.
QTY	ROCKER PARTS	YEARS	PART NO.	DESCRIPTION
16	Arm Assy.	61	R-848 Std Only	VINTAGE; Incl. arm & ball
16	Arm	61	R-848A Std Only	
QTY	VALVE	YEARS	PART NO.	DESCRIPTION
8	Intake	61	V-1532 Std Only	VINTAGE; 1.8820" Head Dia., 0.3409" Stem Dia., 4.8543" O.A.L.
QTY	VALVE GUIDE	YEARS	PART NO.	DESCRIPTION
8	Guide	60	VG-5034 Std Only	Loc. Exh.; Cut to fit; 0.3430" ID, 2.5000" O.A.L
8	Guide	60	VG-5072 Std Only	VINTAGE; Cut to fit; 0.3440" ID, 2.8750" O.A.L
8	Guide	60	VG-5037 Std Only	VINTAGE; Loc. Int.; 0.3420" ID, 2.7500" O.A.L
8	Guide	60	VG-5075T Std Only	VINTAGE; Loc. Int.; Threaded; 0.3440" ID, 2.8750" O.A.L
8	Guide, Bulk	60	VG-5072B Std Only	VINTAGE; Cut to fit; Carton of 100; 0.3440" ID, 2.8750" O.A.L
8	Guide, Bulk	60	VG-5075TB Std Only	VINTAGE; Loc. Int.; Threaded; Carton of 100; 0.3440" ID, 2.8750" O.A.L

(continued on next page)

GM Car (Incl. Buick, Cad., Chev., Olds., Pontiac)

389 6.4L (6376cc) OHV V8 (16 Valve) (Pontiac), 4.0625" Bore (GMC Eng.), 4 Bbl. "Eng. Code P4" 1961-1960 446
(cont.)

VALVE TRAIN	QTY	VALVE SPRING	YEARS	PART NO.	DESCRIPTION
	16	Spring	61	VS-445 Std Only	VINTAGE; Loc. Inner; 1.8120" Free Height
	16	Spring	61	VS-446 Std Only	VINTAGE; Loc. Outer; 1.9800" Free Height
	16	Spring	60	VS-445 Std Only	VINTAGE; Loc. Inner; w/M/T; 1.8120" Free Height
	16	Spring	60	VS-446 Std Only	VINTAGE; Loc. Outer; w/M/T; 1.9800" Free Height
	QTY	VALVE SEAL	YEARS	PART NO.	DESCRIPTION
	16	Valve Stem Seal	61-60	MV-1233C Std Only	O-Ring; (RBB) Rubber
	16	Valve Stem Seal	61-60	ST-2092 Std Only	Positive type, Metal Clad; (RBB) Rubber
	16	Valve Stem Seal	61-60	ST-2003 Std Only	Positive type; Installation requires valve guide machining; (RBB) Rubber
	16	Valve Stem Seal Bulk	61-60	MV-1233 Std Only	O-Ring; Carton of 100; (RBB) Rubber
	16	Valve Stem Seal Bulk	61-60	ST-2003BC Std Only	Positive type; Installation requires valve guide machining; Carton of 100; (RBB) Rubber
	QTY	VALVE SEAT	YEARS	PART NO.	DESCRIPTION
	8	Seat	61	245-1937-1 Std Only	Loc. Int.; 1.9425" OD, 1.6875" ID, 0.2480" Depth
	QTY	VALVE, MISC	YEARS	PART NO.	DESCRIPTION
	32	Keeper	61-60	VK-115A Std Only	1 groove; Square cut key groove; Carton pack 24
	32	Keeper	61-60	VK-115 Std Only	1 groove; Square cut key groove; Carton pack 32
	32	Keeper	61-60	VK-115R Std Only	1 groove; Square cut key groove; Hardened
	32	Keeper, Bulk	61-60	VK-115B Std Only	1 groove; Square cut key groove; Carton of 1000
	16	Spring Insert	61-60	259-301A Std Only	VINTAGE; .060"; Carton of 100
	QTY	PISTON	YEARS	PART NO.	DESCRIPTION
	8	Cast Piston	61-60	288P Std-30-40-60	VINTAGE; Cast; .9804" Pin Dia.; 2 Rings 5/64 Groove, 1 Ring 3/16 Groove, 1.700 CD, Flat Head w/4 valve reliefs - 10.1:1 C.R.
	8	Cast Piston - Individual	61-60	W288P Std-30-40-60	VINTAGE; Cast; .9804" Pin Dia.; 2 Rings 5/64 Groove, 1 Ring 3/16 Groove, 1.700 CD, Flat Head w/4 valve reliefs - 10.1:1 C.R.
	QTY	RINGS	YEARS	PART NO.	DESCRIPTION
	1	Premium Set	61-60	E-253K 30 30-40-60	VINTAGE; 2-5/64, 1-3/16; Premium Moly
	1	Standard Set	61-60	E-253X Std-30-40-60	VINTAGE; 2-5/64, 1-3/16; Iron
	QTY	ENGINE BEARINGS	YEARS	PART NO.	DESCRIPTION
	1	Main Set	61-60	113M Std-10-20	Performance; 3/4 grooved
	1	Main Set	61-60	4040M Std-1-10-20-30	VINTAGE; Grooved upper main brgs.
	1	Rod Set	61-60	8-7050CH Std-10-20	Performance
	1	Cam Set	61-60	1146M Std Only	VINTAGE
	QTY	OIL PUMP	YEARS	PART NO.	DESCRIPTION
	1	Oil Pump	61-60	224-43364S	High Pressure; 3/4" inlet tube; Incl. screen
	1	Inter. Shaft	61-60	224-61236	
	1	Screen Assy.	61	224-11236	3/4" inlet tube
	QTY	FREEZE PLUGS	YEARS	PART NO.	DESCRIPTION
	1	Brass Block Plug Kit	61-60	381-8021	VINTAGE
	1	Steel Block Plug Kit	61-60	381-4028	
	1	Brass Deep Cup Freeze Plug	61-60	381-9010	0.938" Diameter
	1	Brass Deep Cup Freeze Plug	61-60	381-9026	1.953" Diameter
	1	Steel Deep Cup Freeze Plug	61-60	381-3039	0.938" Diameter
	1	Steel Deep Cup Freeze Plug	61-60	381-3042	1.953" Diameter
	1	Steel Deep Cup Freeze Plug	61-60	381-3112	2.063" Diameter

389 6.4L (6376cc) OHV V8 (16 Valve) (Pontiac), 4.0625" Bore (GMC Eng.), 2 Bbl. "Eng. Code Q5" 1961 447

VALVE TRAIN	QTY	TIMING	YEARS	PART NO.	DESCRIPTION
	1	3 Piece Set	61	KT3-350S	VINTAGE; 223-305, 223-371 not sold separately; (1) 222-350; (1) 223-305; (1) 223-371
	QTY	CAMSHAFT/LIFTER	YEARS	PART NO.	DESCRIPTION
	1	Camshaft	61	CS-187	VINTAGE; w/A/T; Hydraulic, (050) Duration at .050 Lobe Lift, 190 Exh., 190 Int., 111 Degrees Lobe Separation
	1	Prelube		55-403 Std Only	1.5 oz. packet
	1	Prelube		55-400 Std Only	4 oz. bottle; 1.5 oz. packet No. 55-403 also avail.
	16	Lifter	61	HT-951 Std Only	Hyd.
	16	Lifter, Bulk	61	HT-951B Std Only	Hyd.; Carton of 128
	QTY	PUSH ROD	YEARS	PART NO.	DESCRIPTION
	16	Push Rod	61	RP-3164 Std-35-60	8.6930" O.A.L.
	16	Push Rod	61	RP-3213R Std Only	Chrome-Moly; 8.6900" O.A.L.
	QTY	ROCKER PARTS	YEARS	PART NO.	DESCRIPTION
	16	Arm Assy.	61	R-848 Std Only	VINTAGE; Incl. arm & ball
	16	Arm	61	R-848A Std Only	

(continued on next page)

GM Car (Incl. Buick, Cad., Chev., Olds., Pontiac)

447 389 6.4L (6376cc) OHV V8 (16 Valve) (Pontiac), 4.0625" Bore (GMC Eng.), 2 Bbl. "Eng. Code Q5" 1961
(cont.)

	QTY	VALVE	YEARS	PART NO.	DESCRIPTION
VALVE TRAIN	8	Intake	61	V-1532 Std Only	VINTAGE; 1.8820" Head Dia., 0.3409" Stem Dia., 4.8543" O.A.L.
	16	Spring	61	VS-445 Std Only	VINTAGE; Loc. Inner; 1.8120" Free Height
	16	Spring	61	VS-446 Std Only	VINTAGE; Loc. Outer; 1.9800" Free Height
	16	Valve Stem Seal	61	MV-1233C Std Only	O-Ring; (RBB) Rubber
	16	Valve Stem Seal	61	ST-2092 Std Only	Positive type, Metal Clad; (RBB) Rubber
	16	Valve Stem Seal	61	ST-2003 Std Only	Positive type; Installation requires valve guide machining; (RBB) Rubber
	16	Valve Stem Seal Bulk	61	MV-1233 Std Only	O-Ring; Carton of 100; (RBB) Rubber
	16	Valve Stem Seal Bulk	61	ST-2003BC Std Only	Positive type; Installation requires valve guide machining; Carton of 100; (RBB) Rubber
	8	Seat	61	245-1937-1 Std Only	Loc. Int.; 1.9425" OD, 1.6875" ID, 0.2480" Depth
	32	Keeper	61	VK-115A Std Only	1 groove; Square cut key groove; Carton pack 24
32	Keeper	61	VK-115 Std Only	1 groove; Square cut key groove; Carton pack 32	
32	Keeper	61	VK-115R Std Only	1 groove; Square cut key groove; Hardened	
32	Keeper, Bulk	61	VK-115B Std Only	1 groove; Square cut key groove; Carton of 1000	
16	Spring Insert	61	259-301A Std Only	VINTAGE; .060"; Carton of 100	
BLOCK	8	Cast Piston	61	288P Std-30-40-60	VINTAGE; Cast; .9804" Pin Dia.; 2 Rings 5/64 Groove, 1 Ring 3/16 Groove, 1.700 CD, Flat Head w/4 valve reliefs - 10.1:1 C.R.
	8	Cast Piston - Individual	61	W288P Std-30-40-60	VINTAGE; Cast; .9804" Pin Dia.; 2 Rings 5/64 Groove, 1 Ring 3/16 Groove, 1.700 CD, Flat Head w/4 valve reliefs - 10.1:1 C.R.
	1	Premium Set	61	E-253K 30 30-40-60	VINTAGE; 2-5/64, 1-3/16; Premium Moly
	1	Standard Set	61	E-253X Std-30-40-60	VINTAGE; 2-5/64, 1-3/16; Iron
	1	Main Set	61	113M Std-10-20	Performance; 3/4 grooved
	1	Main Set	61	4040M Std-1-10-20-30	VINTAGE; Grooved upper main brgs.
	1	Rod Set	61	8-7050CH Std-10-20	Performance
	1	Cam Set	61	1146M Std Only	VINTAGE
	1	Oil Pump	61	224-43364S	High Pressure; 3/4" inlet tube; Incl. screen
	1	Inter. Shaft	61	224-61236	
1	Screen Assy.	61	224-11236	3/4" inlet tube	
1	Brass Block Plug Kit	61	381-8021	VINTAGE	
1	Steel Block Plug Kit	61	381-4028		
1	Brass Deep Cup Freeze Plug	61	381-9010	0.938" Diameter	
1	Brass Deep Cup Freeze Plug	61	381-9026	1.953" Diameter	
1	Steel Deep Cup Freeze Plug	61	381-3039	0.938" Diameter	
1	Steel Deep Cup Freeze Plug	61	381-3042	1.953" Diameter	
1	Steel Deep Cup Freeze Plug	61	381-3112	2.063" Diameter	

448 389 6.4L (6376cc) OHV V8 (16 Valve) (Pontiac), 4.0625" Bore (GMC Eng.), 3-2 Bbl. "Eng. Code R19" 1961

	QTY	TIMING	YEARS	PART NO.	DESCRIPTION
	1	3 Piece Set	61	KT3-350S	VINTAGE; 223-305, 223-371 not sold separately; (1) 222-350; (1) 223-305; (1) 223-371
	16	Lifter	61	HT-951 Std Only	Hyd.
	16	Lifter, Bulk	61	HT-951B Std Only	Hyd.; Carton of 128
	16	Push Rod	61	RP-3164 Std-35-60	8.6930" O.A.L.
	16	Push Rod	61	RP-3213R Std Only	Chrome-Moly; 8.6900" O.A.L.
	16	Arm Assy.	61	R-848 Std Only	VINTAGE; Incl. arm & ball
	16	Arm	61	R-848A Std Only	
	8	Intake	61	V-1532 Std Only	VINTAGE; 1.8820" Head Dia., 0.3409" Stem Dia., 4.8543" O.A.L.

(continued on next page)

GM Car (Incl. Buick, Cad., Chev., Olds., Pontiac)

389 6.4L (6376cc) OHV V8 (16 Valve) (Pontiac), 4.0625" Bore (GMC Eng.), 3-2 Bbl. "Eng. Code R19" 1961 448
(cont.)

VALVE TRAIN	QTY	VALVE SPRING	YEARS	PART NO.	DESCRIPTION	VALVE TRAIN
	16	Spring	61	VS-445 Std Only	VINTAGE; Loc. Inner; 1.8120" Free Height	
	16	Spring	61	VS-446 Std Only	VINTAGE; Loc. Outer; 1.9800" Free Height	
	QTY	VALVE SEAL	YEARS	PART NO.	DESCRIPTION	
	16	Valve Stem Seal	61	MV-1233C Std Only	O-Ring; (RBB) Rubber	
	16	Valve Stem Seal	61	ST-2092 Std Only	Positive type, Metal Clad; (RBB) Rubber	
	16	Valve Stem Seal	61	ST-2003 Std Only	Positive type; Installation requires valve guide machining; (RBB) Rubber	
	16	Valve Stem Seal Bulk	61	MV-1233 Std Only	O-Ring; Carton of 100; (RBB) Rubber	
	16	Valve Stem Seal Bulk	61	ST-2003BC Std Only	Positive type; Installation requires valve guide machining; Carton of 100; (RBB) Rubber	
	QTY	VALVE SEAT	YEARS	PART NO.	DESCRIPTION	
	8	Seat	61	245-1937-1 Std Only	Loc. Int.; 1.9425" OD, 1.6875" ID, 0.2480" Depth	
	QTY	VALVE, MISC	YEARS	PART NO.	DESCRIPTION	
	32	Keeper	61	VK-115A Std Only	1 groove; Square cut key groove; Carton pack 24	
	32	Keeper	61	VK-115 Std Only	1 groove; Square cut key groove; Carton pack 32	
	32	Keeper	61	VK-115R Std Only	1 groove; Square cut key groove; Hardened	
	32	Keeper, Bulk	61	VK-115B Std Only	1 groove; Square cut key groove; Carton of 1000	
	16	Spring Insert	61	259-301A Std Only	VINTAGE; .060"; Carton of 100	
	QTY	PISTON	YEARS	PART NO.	DESCRIPTION	
	8	Cast Piston	61	288P Std-30-40-60	VINTAGE; Cast; .9804" Pin Dia.; 2 Rings 5/64 Groove, 1 Ring 3/16 Groove, 1.700 CD, Flat Head w/4 valve reliefs - 10.1:1 C.R.	
	8	Cast Piston - Individual	61	W288P Std-30-40-60	VINTAGE; Cast; .9804" Pin Dia.; 2 Rings 5/64 Groove, 1 Ring 3/16 Groove, 1.700 CD, Flat Head w/4 valve reliefs - 10.1:1 C.R.	
	QTY	RINGS	YEARS	PART NO.	DESCRIPTION	
	1	Premium Set	61	E-253K 30 30-40-60	VINTAGE; 2-5/64, 1-3/16; Premium Moly	
	1	Standard Set	61	E-253X Std-30-40-60	VINTAGE; 2-5/64, 1-3/16; Iron	
	QTY	ENGINE BEARINGS	YEARS	PART NO.	DESCRIPTION	
	1	Main Set	61	113M Std-10-20	Performance; 3/4 grooved	
	1	Main Set	61	4040M Std-1-10-20-30	VINTAGE; Grooved upper main brgs.	
	1	Rod Set	61	8-7050CH Std-10-20	Performance	
	1	Rod Set	61	8-1555CPA Std-10-20-30-40	VINTAGE	
	8	Rod Pair	61	1555CPA Std-10-20-30-40	VINTAGE	
	1	Cam Set	61	1146M Std Only	VINTAGE	
	QTY	OIL PUMP	YEARS	PART NO.	DESCRIPTION	
	1	Oil Pump	61	224-43364S	High Pressure; 3/4" inlet tube; Incl. screen	
	1	Inter. Shaft	61	224-61236		
	1	Screen Assy.	61	224-11236	3/4" inlet tube	
	QTY	FREEZE PLUGS	YEARS	PART NO.	DESCRIPTION	
	1	Brass Block Plug Kit	61	381-8021	VINTAGE	
	1	Steel Block Plug Kit	61	381-4028		
	1	Brass Deep Cup Freeze Plug	61	381-9010	0.938" Diameter	
	1	Brass Deep Cup Freeze Plug	61	381-9026	1.953" Diameter	
	1	Steel Deep Cup Freeze Plug	61	381-3039	0.938" Diameter	
	1	Steel Deep Cup Freeze Plug	61	381-3042	1.953" Diameter	
	1	Steel Deep Cup Freeze Plug	61	381-3112	2.063" Diameter	

389 6.4L (6376cc) OHV V8 (16 Valve) (Pontiac), 4.0625" Bore (GMC Eng.), 2 Bbl. "Eng. Code R2" 1961-1960 449

VALVE TRAIN	QTY	TIMING	YEARS	PART NO.	DESCRIPTION	VALVE TRAIN
	1	3 Piece Set	61-60	KT3-350S	VINTAGE; 223-305, 223-371 not sold separately; (1) 222-350; (1) 223-305; (1) 223-371	
	QTY	CAMSHAFT/LIFTER	YEARS	PART NO.	DESCRIPTION	
	1	Camshaft	61-60	CS-187	VINTAGE; w/A/T; Hydraulic, (050) Duration at .050 Lobe Lift, 190 Exh., 190 Int., 111 Degrees Lobe Separation	
	1	Prelube		55-403 Std Only	1.5 oz. packet	
	1	Prelube		55-400 Std Only	4 oz. bottle; 1.5 oz. packet No. 55-403 also avail.	
	16	Lifter	61-60	HT-951 Std Only	Hyd.	
	16	Lifter, Bulk	61-60	HT-951B Std Only	Hyd.; Carton of 128	
	QTY	PUSH ROD	YEARS	PART NO.	DESCRIPTION	
	16	Push Rod	61	RP-3164 Std-35-60	8.6930" O.A.L.	
	16	Push Rod	61	RP-3213R Std Only	Chrome-Moly; 8.6900" O.A.L.	
	16	Push Rod	60	RP-3229R Std Only	Chrome-Moly; 9.1300" O.A.L.	
	16	Push Rod	60	RP-3028 Std Only	VINTAGE; 9.1360" O.A.L.	
	16	Push Rod, Bulk	60	BRP-3028 Std Only	VINTAGE; Carton of 100; 9.1360" O.A.L.	
	QTY	ROCKER PARTS	YEARS	PART NO.	DESCRIPTION	
	16	Arm Assy.	61	R-848 Std Only	VINTAGE; Incl. arm & ball	

(continued on next page)

GM Car (Incl. Buick, Cad., Chev., Olds., Pontiac)

449 389 6.4L (6376cc) OHV V8 (16 Valve) (Pontiac), 4.0625" Bore (GMC Eng.), 2 Bbl. "Eng. Code R2" 1961-1960
(cont.)

	QTY	ROCKER PARTS (cont.)	YEARS	PART NO.	DESCRIPTION
VALVE TRAIN	16	Arm	61	R-848A Std Only	
	8	Intake	61	V-1532 Std Only	VINTAGE; 1.8820" Head Dia., 0.3409" Stem Dia., 4.8543" O.A.L.
	8	Guide	60	VG-5034 Std Only	Loc. Exh.; Cut to fit; 0.3430" ID, 2.5000" O.A.L
	8	Guide	60	VG-5072 Std Only	VINTAGE; Cut to fit; 0.3440" ID, 2.8750" O.A.L
	8	Guide	60	VG-5037 Std Only	VINTAGE; Loc. Int.; 0.3420" ID, 2.7500" O.A.L
	8	Guide	60	VG-5075T Std Only	VINTAGE; Loc. Int.; Threaded; 0.3440" ID, 2.8750" O.A.L
	8	Guide, Bulk	60	VG-5072B Std Only	VINTAGE; Cut to fit; Carton of 100; 0.3440" ID, 2.8750" O.A.L
	8	Guide, Bulk	60	VG-5075TB Std Only	VINTAGE; Loc. Int.; Threaded; Carton of 100; 0.3440" ID, 2.8750" O.A.L
	16	Spring	61	VS-445 Std Only	VINTAGE; Loc. Inner; 1.8120" Free Height
	16	Spring	61	VS-446 Std Only	VINTAGE; Loc. Outer; 1.9800" Free Height
	16	Spring	60	VS-445 Std Only	VINTAGE; Loc. Inner; w/M/T; 1.8120" Free Height
	16	Spring	60	VS-446 Std Only	VINTAGE; Loc. Outer; w/M/T; 1.9800" Free Height
	16	Valve Stem Seal	61-60	MV-1233C Std Only	O-Ring; (RBB) Rubber
	16	Valve Stem Seal	61-60	ST-2092 Std Only	Positive type, Metal Clad; (RBB) Rubber
	16	Valve Stem Seal	61-60	ST-2003 Std Only	Positive type; Installation requires valve guide machining; (RBB) Rubber
16	Valve Stem Seal Bulk	61-60	MV-1233 Std Only	O-Ring; Carton of 100; (RBB) Rubber	
16	Valve Stem Seal Bulk	61-60	ST-2003BC Std Only	Positive type; Installation requires valve guide machining; Carton of 100; (RBB) Rubber	
8	Seat	61	245-1937-1 Std Only	Loc. Int.; 1.9425" OD, 1.6875" ID, 0.2480" Depth	
32	Keeper	61-60	VK-115A Std Only	1 groove; Square cut key groove; Carton pack 24	
32	Keeper	61-60	VK-115 Std Only	1 groove; Square cut key groove; Carton pack 32	
32	Keeper	61-60	VK-115R Std Only	1 groove; Square cut key groove; Hardened	
32	Keeper, Bulk	61-60	VK-115B Std Only	1 groove; Square cut key groove; Carton of 1000	
16	Spring Insert	61-60	259-301A Std Only	VINTAGE; .060"; Carton of 100	
8	Cast Piston	61-60	288P Std-30-40-60	VINTAGE; Cast; .9804" Pin Dia.; 2 Rings 5/64 Groove, 1 Ring 3/16 Groove, 1.700 CD, Flat Head w/4 valve reliefs - 10.1:1 C.R.	
8	Cast Piston - Individual	61-60	W288P Std-30-40-60	VINTAGE; Cast; .9804" Pin Dia.; 2 Rings 5/64 Groove, 1 Ring 3/16 Groove, 1.700 CD, Flat Head w/4 valve reliefs - 10.1:1 C.R.	
1	Premium Set	61-60	E-253K 30 30-40-60	VINTAGE; 2-5/64, 1-3/16; Premium Moly	
1	Standard Set	61-60	E-253X Std-30-40-60	VINTAGE; 2-5/64, 1-3/16; Iron	
1	Main Set	61-60	113M Std-10-20	Performance; 3/4 grooved	
1	Main Set	61-60	4040M Std-1-10-20-30	VINTAGE; Grooved upper main brgs.	
1	Rod Set	61-60	8-7050CH Std-10-20	Performance	
1	Cam Set	61-60	1146M Std Only	VINTAGE	
1	Oil Pump	61-60	224-43364S	High Pressure; 3/4" inlet tube; Incl. screen	
1	Inter. Shaft	61-60	224-61236		
1	Screen Assy.	61	224-11236	3/4" inlet tube	
1	Brass Block Plug Kit	61-60	381-8021	VINTAGE	
1	Steel Block Plug Kit	61-60	381-4028		
1	Brass Deep Cup Freeze Plug	61-60	381-9010	0.938" Diameter	
1	Brass Deep Cup Freeze Plug	61-60	381-9026	1.953" Diameter	
1	Steel Deep Cup Freeze Plug	61-60	381-3039	0.938" Diameter	
1	Steel Deep Cup Freeze Plug	61-60	381-3042	1.953" Diameter	
1	Steel Deep Cup Freeze Plug	61-60	381-3112	2.063" Diameter	

450 389 6.4L (6376cc) OHV V8 (16 Valve) (Pontiac), 4.0625" Bore (GMC Eng.), 3-2 Bbl. "Eng. Code RC4" 1961

	QTY	TIMING	YEARS	PART NO.	DESCRIPTION
	1	3 Piece Set	61	KT3-350S	VINTAGE; 223-305, 223-371 not sold separately; (1) 222-350; (1) 223-305; (1) 223-371

(continued on next page)

GM Car (Incl. Buick, Cad., Chev., Olds., Pontiac)

389 6.4L (6376cc) OHV V8 (16 Valve) (Pontiac), 4.0625" Bore (GMC Eng.), 3-2 Bbl. "Eng. Code RC4" 1961 450 (cont.)

QTY	CAMSHAFT/LIFTER	YEARS	PART NO.	DESCRIPTION
16	Lifter	61	HT-951 Std Only	Hyd.
16	Lifter, Bulk	61	HT-951B Std Only	Hyd.; Carton of 128
QTY	PUSH ROD	YEARS	PART NO.	DESCRIPTION
16	Push Rod	61	RP-3164 Std-35-60	8.6930" O.A.L.
16	Push Rod	61	RP-3213R Std Only	Chrome-Moly; 8.6900" O.A.L.
QTY	ROCKER PARTS	YEARS	PART NO.	DESCRIPTION
16	Arm Assy.	61	R-848 Std Only	VINTAGE; Incl. arm & ball
16	Arm	61	R-848A Std Only	
QTY	VALVE	YEARS	PART NO.	DESCRIPTION
8	Intake	61	V-1532 Std Only	VINTAGE; 1.8820" Head Dia., 0.3409" Stem Dia., 4.8543" O.A.L.
QTY	VALVE SPRING	YEARS	PART NO.	DESCRIPTION
16	Spring	61	VS-445 Std Only	VINTAGE; Loc. Inner; 1.8120" Free Height
16	Spring	61	VS-446 Std Only	VINTAGE; Loc. Outer; 1.9800" Free Height
QTY	VALVE SEAL	YEARS	PART NO.	DESCRIPTION
16	Valve Stem Seal	61	MV-1233C Std Only	O-Ring; (RBB) Rubber
16	Valve Stem Seal	61	ST-2092 Std Only	Positive type, Metal Clad; (RBB) Rubber
16	Valve Stem Seal	61	ST-2003 Std Only	Positive type; Installation requires valve guide machining; (RBB) Rubber
16	Valve Stem Seal Bulk	61	MV-1233 Std Only	O-Ring; Carton of 100; (RBB) Rubber
16	Valve Stem Seal Bulk	61	ST-2003BC Std Only	Positive type; Installation requires valve guide machining; Carton of 100; (RBB) Rubber
QTY	VALVE SEAT	YEARS	PART NO.	DESCRIPTION
8	Seat	61	245-1937-1 Std Only	Loc. Int.; 1.9425" OD, 1.6875" ID, 0.2480" Depth
QTY	VALVE, MISC	YEARS	PART NO.	DESCRIPTION
32	Keeper	61	VK-115A Std Only	1 groove; Square cut key groove; Carton pack 24
32	Keeper	61	VK-115 Std Only	1 groove; Square cut key groove; Carton pack 32
32	Keeper	61	VK-115R Std Only	1 groove; Square cut key groove; Hardened
32	Keeper, Bulk	61	VK-115B Std Only	1 groove; Square cut key groove; Carton of 1000
16	Spring Insert	61	259-301A Std Only	VINTAGE; .060"; Carton of 100
QTY	PISTON	YEARS	PART NO.	DESCRIPTION
8	Cast Piston	61	288P Std-30-40-60	VINTAGE; Cast; .9804" Pin Dia.; 2 Rings 5/64 Groove, 1 Ring 3/16 Groove, 1.700 CD, Flat Head w/4 valve reliefs - 10.1:1 C.R.
8	Cast Piston - Individual	61	W288P Std-30-40-60	VINTAGE; Cast; .9804" Pin Dia.; 2 Rings 5/64 Groove, 1 Ring 3/16 Groove, 1.700 CD, Flat Head w/4 valve reliefs - 10.1:1 C.R.
QTY	RINGS	YEARS	PART NO.	DESCRIPTION
1	Premium Set	61	E-253K 30 30-40-60	VINTAGE; 2-5/64, 1-3/16; Premium Moly
1	Standard Set	61	E-253X Std-30-40-60	VINTAGE; 2-5/64, 1-3/16; Iron
QTY	ENGINE BEARINGS	YEARS	PART NO.	DESCRIPTION
1	Main Set	61	113M Std-10-20	Performance; 3/4 grooved
1	Main Set	61	4040M Std-1-10-20-30	VINTAGE; Grooved upper main brgs.
1	Rod Set	61	8-7050CH Std-10-20	Performance
1	Cam Set	61	1146M Std Only	VINTAGE
QTY	OIL PUMP	YEARS	PART NO.	DESCRIPTION
1	Oil Pump	61	224-43364S	High Pressure; 3/4" inlet tube; Incl. screen
1	Inter. Shaft	61	224-61236	
1	Screen Assy.	61	224-11236	3/4" inlet tube
QTY	FREEZE PLUGS	YEARS	PART NO.	DESCRIPTION
1	Brass Block Plug Kit	61	381-8021	VINTAGE
1	Steel Block Plug Kit	61	381-4028	
1	Brass Deep Cup Freeze Plug	61	381-9010	0.938" Diameter
1	Brass Deep Cup Freeze Plug	61	381-9026	1.953" Diameter
1	Steel Deep Cup Freeze Plug	61	381-3039	0.938" Diameter
1	Steel Deep Cup Freeze Plug	61	381-3042	1.953" Diameter
1	Steel Deep Cup Freeze Plug	61	381-3112	2.063" Diameter
389 6.4L (6376cc) OHV V8 (16 Valve) (Pontiac), 4.0625" Bore (GMC Eng.), 3-2 Bbl. "Eng. Code RCO" 1961 451				
QTY	TIMING	YEARS	PART NO.	DESCRIPTION
1	3 Piece Set	61	KT3-350S	VINTAGE; 223-305, 223-371 not sold separately; (1) 222-350; (1) 223-305; (1) 223-371
QTY	CAMSHAFT/LIFTER	YEARS	PART NO.	DESCRIPTION
16	Lifter	61	HT-951 Std Only	Hyd.
16	Lifter, Bulk	61	HT-951B Std Only	Hyd.; Carton of 128

(continued on next page)

GM Car (Incl. Buick, Cad., Chev., Olds., Pontiac)

451 389 6.4L (6376cc) OHV V8 (16 Valve) (Pontiac), 4.0625" Bore (GMC Eng.), 3-2 Bbl. "Eng. Code RCO" 1961 (cont.)

	QTY	PUSH ROD	YEARS	PART NO.	DESCRIPTION
VALVE TRAIN	16	Push Rod	61	RP-3164 Std-35-60	8.6930" O.A.L.
	16	Push Rod	61	RP-3213R Std Only	Chrome-Moly; 8.6900" O.A.L.
	QTY	ROCKER PARTS	YEARS	PART NO.	DESCRIPTION
	16	Arm Assy.	61	R-848 Std Only	VINTAGE; Incl. arm & ball
	16	Arm	61	R-848A Std Only	
	QTY	VALVE	YEARS	PART NO.	DESCRIPTION
	8	Intake	61	V-1532 Std Only	VINTAGE; 1.8820" Head Dia., 0.3409" Stem Dia., 4.8543" O.A.L.
	QTY	VALVE SPRING	YEARS	PART NO.	DESCRIPTION
	16	Spring	61	VS-445 Std Only	VINTAGE; Loc. Inner; 1.8120" Free Height
	16	Spring	61	VS-446 Std Only	VINTAGE; Loc. Outer; 1.9800" Free Height
	QTY	VALVE SEAL	YEARS	PART NO.	DESCRIPTION
	16	Valve Stem Seal	61	MV-1233C Std Only	O-Ring; (RBB) Rubber
	16	Valve Stem Seal	61	ST-2092 Std Only	Positive type, Metal Clad; (RBB) Rubber
	16	Valve Stem Seal	61	ST-2003 Std Only	Positive type; Installation requires valve guide machining; (RBB) Rubber
	16	Valve Stem Seal Bulk	61	MV-1233 Std Only	O-Ring; Carton of 100; (RBB) Rubber
	16	Valve Stem Seal Bulk	61	ST-2003BC Std Only	Positive type; Installation requires valve guide machining; Carton of 100; (RBB) Rubber
QTY	VALVE SEAT	YEARS	PART NO.	DESCRIPTION	
8	Seat	61	245-1937-1 Std Only	Loc. Int.; 1.9425" OD, 1.6875" ID, 0.2480" Depth	
QTY	VALVE, MISC	YEARS	PART NO.	DESCRIPTION	
32	Keeper	61	VK-115A Std Only	1 groove; Square cut key groove; Carton pack 24	
32	Keeper	61	VK-115 Std Only	1 groove; Square cut key groove; Carton pack 32	
32	Keeper	61	VK-115R Std Only	1 groove; Square cut key groove; Hardened	
32	Keeper, Bulk	61	VK-115B Std Only	1 groove; Square cut key groove; Carton of 1000	
16	Spring Insert	61	259-301A Std Only	VINTAGE; .060"; Carton of 100	
BLOCK	QTY	PISTON	YEARS	PART NO.	DESCRIPTION
	8	Cast Piston	61	288P Std-30-40-60	VINTAGE; Cast; .9804" Pin Dia.; 2 Rings 5/64 Groove, 1 Ring 3/16 Groove, 1.700 CD, Flat Head w/4 valve reliefs - 10.1:1 C.R.
	8	Cast Piston - Individual	61	W288P Std-30-40-60	VINTAGE; Cast; .9804" Pin Dia.; 2 Rings 5/64 Groove, 1 Ring 3/16 Groove, 1.700 CD, Flat Head w/4 valve reliefs - 10.1:1 C.R.
	QTY	RINGS	YEARS	PART NO.	DESCRIPTION
	1	Premium Set	61	E-253K 30 30-40-60	VINTAGE; 2-5/64, 1-3/16; Premium Moly
	1	Standard Set	61	E-253X Std-30-40-60	VINTAGE; 2-5/64, 1-3/16; Iron
	QTY	ENGINE BEARINGS	YEARS	PART NO.	DESCRIPTION
	1	Main Set	61	113M Std-10-20	Performance; 3/4 grooved
	1	Main Set	61	4040M Std-1-10-20-30	VINTAGE; Grooved upper main brgs.
	1	Rod Set	61	8-7050CH Std-10-20	Performance
	1	Rod Set	61	8-1555CPA Std-10-20-30-40	VINTAGE
	8	Rod Pair	61	1555CPA Std-10-20-30-40	VINTAGE
	1	Cam Set	61	1146M Std Only	VINTAGE
	QTY	OIL PUMP	YEARS	PART NO.	DESCRIPTION
	1	Oil Pump	61	224-43364S	High Pressure; 3/4" inlet tube; Incl. screen
	1	Inter. Shaft	61	224-61236	
1	Screen Assy.	61	224-11236	3/4" inlet tube	
QTY	FREEZE PLUGS	YEARS	PART NO.	DESCRIPTION	
1	Brass Block Plug Kit	61	381-8021	VINTAGE	
1	Steel Block Plug Kit	61	381-4028		
1	Brass Deep Cup Freeze Plug	61	381-9010	0.938" Diameter	
1	Brass Deep Cup Freeze Plug	61	381-9026	1.953" Diameter	
1	Steel Deep Cup Freeze Plug	61	381-3039	0.938" Diameter	
1	Steel Deep Cup Freeze Plug	61	381-3042	1.953" Diameter	
1	Steel Deep Cup Freeze Plug	61	381-3112	2.063" Diameter	

452 389 6.4L (6376cc) OHV V8 (16 Valve) (Pontiac), 4.0625" Bore (GMC Eng.), 3-2 Bbl. "Eng. Code RM4" 1961

	QTY	TIMING	YEARS	PART NO.	DESCRIPTION
	1	3 Piece Set	61	KT3-350S	VINTAGE; 223-305, 223-371 not sold separately; (1) 222-350; (1) 223-305; (1) 223-371
	QTY	CAMSHAFT/LIFTER	YEARS	PART NO.	DESCRIPTION
	16	Lifter	61	HT-951 Std Only	Hyd.
	16	Lifter, Bulk	61	HT-951B Std Only	Hyd.; Carton of 128
	QTY	PUSH ROD	YEARS	PART NO.	DESCRIPTION
	16	Push Rod	61	RP-3164 Std-35-60	8.6930" O.A.L.

(continued on next page)

GM Car (Incl. Buick, Cad., Chev., Olds., Pontiac)

389 6.4L (6376cc) OHV V8 (16 Valve) (Pontiac), 4.0625" Bore (GMC Eng.), 3-2 Bbl. "Eng. Code RM4" 1961 452 (cont.)

QTY	PART NO.	YEARS	PART NO.	DESCRIPTION
16	PUSH ROD (cont.) Push Rod	61	RP-3213R Std Only	Chrome-Moly; 8.6900" O.A.L.
16	ROCKER PARTS Arm Assy.	61	R-848 Std Only	VINTAGE; Incl. arm & ball
16	Arm	61	R-848A Std Only	
8	VALVE Intake	61	V-1532 Std Only	VINTAGE; 1.8820" Head Dia., 0.3409" Stem Dia., 4.8543" O.A.L.
16	VALVE SPRING Spring	61	VS-445 Std Only	VINTAGE; Loc. Inner; 1.8120" Free Height
16	Spring	61	VS-446 Std Only	VINTAGE; Loc. Outer; 1.9800" Free Height
16	VALVE SEAL Valve Stem Seal	61	MV-1233C Std Only	O-Ring; (RBB) Rubber
16	Valve Stem Seal	61	ST-2092 Std Only	Positive type, Metal Clad; (RBB) Rubber
16	Valve Stem Seal	61	ST-2003 Std Only	Positive type; Installation requires valve guide machining; (RBB) Rubber
16	Valve Stem Seal Bulk	61	MV-1233 Std Only	O-Ring; Carton of 100; (RBB) Rubber
16	Valve Stem Seal Bulk	61	ST-2003BC Std Only	Positive type; Installation requires valve guide machining; Carton of 100; (RBB) Rubber
8	VALVE SEAT Seat	61	245-1937-1 Std Only	Loc. Int.; 1.9425" OD, 1.6875" ID, 0.2480" Depth
32	VALVE, MISC Keeper	61	VK-115A Std Only	1 groove; Square cut key groove; Carton pack 24
32	Keeper	61	VK-115 Std Only	1 groove; Square cut key groove; Carton pack 32
32	Keeper	61	VK-115R Std Only	1 groove; Square cut key groove; Hardened
32	Keeper, Bulk	61	VK-115B Std Only	1 groove; Square cut key groove; Carton of 1000
16	Spring Insert	61	259-301A Std Only	VINTAGE; .060"; Carton of 100
8	PISTON Cast Piston	61	288P Std-30-40-60	VINTAGE; Cast; .9804" Pin Dia.; 2 Rings 5/64 Groove, 1 Ring 3/16 Groove, 1.700 CD, Flat Head w/4 valve reliefs - 10.1:1 C.R.
8	Cast Piston - Individual	61	W288P Std-30-40-60	VINTAGE; Cast; .9804" Pin Dia.; 2 Rings 5/64 Groove, 1 Ring 3/16 Groove, 1.700 CD, Flat Head w/4 valve reliefs - 10.1:1 C.R.
1	RINGS Premium Set	61	E-253K 30 30-40-60	VINTAGE; 2-5/64, 1-3/16; Premium Moly
1	Standard Set	61	E-253X Std-30-40-60	VINTAGE; 2-5/64, 1-3/16; Iron
1	ENGINE BEARINGS Main Set	61	113M Std-10-20	Performance; 3/4 grooved
1	Main Set	61	4040M Std-1-10-20-30	VINTAGE; Grooved upper main brgs.
1	Rod Set	61	8-7050CH Std-10-20	Performance
1	Rod Set	61	8-1555CPA Std-10-20-30-40	VINTAGE
8	Rod Pair	61	1555CPA Std-10-20-30-40	VINTAGE
1	Cam Set	61	1146M Std Only	VINTAGE
1	OIL PUMP Oil Pump	61	224-43364S	High Pressure; 3/4" inlet tube; Incl. screen
1	Inter. Shaft	61	224-61236	
1	Screen Assy.	61	224-11236	3/4" inlet tube
1	FREEZE PLUGS Brass Block Plug Kit	61	381-8021	VINTAGE
1	Steel Block Plug Kit	61	381-4028	
1	Brass Deep Cup Freeze Plug	61	381-9010	0.938" Diameter
1	Brass Deep Cup Freeze Plug	61	381-9026	1.953" Diameter
1	Steel Deep Cup Freeze Plug	61	381-3039	0.938" Diameter
1	Steel Deep Cup Freeze Plug	61	381-3042	1.953" Diameter
1	Steel Deep Cup Freeze Plug	61	381-3112	2.063" Diameter
389 6.4L (6376cc) OHV V8 (16 Valve) (Pontiac), 4.0625" Bore (GMC Eng.), 3-2 Bbl. "Eng. Code RMO" 1961 453				
1	TIMING 3 Piece Set	61	KT3-350S	VINTAGE; 223-305, 223-371 not sold separately; (1) 222-350; (1) 223-305; (1) 223-371
16	CAMSHAFT/LIFTER Lifter	61	HT-951 Std Only	Hyd.
16	Lifter, Bulk	61	HT-951B Std Only	Hyd.; Carton of 128
16	PUSH ROD Push Rod	61	RP-3164 Std-35-60	8.6930" O.A.L.
16	Push Rod	61	RP-3213R Std Only	Chrome-Moly; 8.6900" O.A.L.

(continued on next page)

GM Car (Incl. Buick, Cad., Chev., Olds., Pontiac)

453 389 6.4L (6376cc) OHV V8 (16 Valve) (Pontiac), 4.0625" Bore (GMC Eng.), 3-2 Bbl. "Eng. Code RMO" 1961
(cont.)

	QTY	ROCKER PARTS	YEARS	PART NO.	DESCRIPTION
VALVE TRAIN	16	Arm Assy.	61	R-848 Std Only	VINTAGE; Incl. arm & ball
	16	Arm	61	R-848A Std Only	
	8	VALVE Intake	61	V-1532 Std Only	VINTAGE; 1.8820" Head Dia., 0.3409" Stem Dia., 4.8543" O.A.L.
	16	VALVE SPRING Spring	61	VS-445 Std Only	VINTAGE; Loc. Inner; 1.8120" Free Height
	16	Spring	61	VS-446 Std Only	VINTAGE; Loc. Outer; 1.9800" Free Height
	16	VALVE SEAL Valve Stem Seal	61	MV-1233C Std Only	O-Ring; (RBB) Rubber
	16	Valve Stem Seal	61	ST-2092 Std Only	Positive type, Metal Clad; (RBB) Rubber
	16	Valve Stem Seal	61	ST-2003 Std Only	Positive type; Installation requires valve guide machining; (RBB) Rubber
	16	Valve Stem Seal Bulk	61	MV-1233 Std Only	O-Ring; Carton of 100; (RBB) Rubber
	16	Valve Stem Seal Bulk	61	ST-2003BC Std Only	Positive type; Installation requires valve guide machining; Carton of 100; (RBB) Rubber
8	VALVE SEAT Seat	61	245-1937-1 Std Only	Loc. Int.; 1.9425" OD, 1.6875" ID, 0.2480" Depth	
32	VALVE, MISC Keeper	61	VK-115A Std Only	1 groove; Square cut key groove; Carton pack 24	
32	Keeper	61	VK-115 Std Only	1 groove; Square cut key groove; Carton pack 32	
32	Keeper	61	VK-115R Std Only	1 groove; Square cut key groove; Hardened	
32	Keeper, Bulk	61	VK-115B Std Only	1 groove; Square cut key groove; Carton of 1000	
16	Spring Insert	61	259-301A Std Only	VINTAGE; .060"; Carton of 100	
BLOCK	8	PISTON Cast Piston	61	288P Std-30-40-60	VINTAGE; Cast; .9804" Pin Dia.; 2 Rings 5/64 Groove, 1 Ring 3/16 Groove, 1.700 CD, Flat Head w/4 valve reliefs - 10.1:1 C.R.
	8	Cast Piston - Individual	61	W288P Std-30-40-60	VINTAGE; Cast; .9804" Pin Dia.; 2 Rings 5/64 Groove, 1 Ring 3/16 Groove, 1.700 CD, Flat Head w/4 valve reliefs - 10.1:1 C.R.
	1	RINGS Premium Set	61	E-253K 30 30-40-60	VINTAGE; 2-5/64, 1-3/16; Premium Moly
	1	Standard Set	61	E-253X Std-30-40-60	VINTAGE; 2-5/64, 1-3/16; Iron
	1	ENGINE BEARINGS Main Set	61	113M Std-10-20	Performance; 3/4 grooved
	1	Main Set	61	4040M Std-1-10-20-30	VINTAGE; Grooved upper main brgs.
	1	Rod Set	61	8-7050CH Std-10-20	Performance
	1	Rod Set	61	8-1555CPA Std-10-20-30-40	VINTAGE
	8	Rod Pair	61	1555CPA Std-10-20-30-40	VINTAGE
	1	Cam Set	61	1146M Std Only	VINTAGE
	1	OIL PUMP Oil Pump	61	224-43364S	High Pressure; 3/4" inlet tube; Incl. screen
	1	Inter. Shaft	61	224-61236	
	1	Screen Assy.	61	224-11236	3/4" inlet tube
	1	FREEZE PLUGS Brass Block Plug Kit	61	381-8021	VINTAGE
	1	Steel Block Plug Kit	61	381-4028	
1	Brass Deep Cup Freeze Plug	61	381-9010	0.938" Diameter	
1	Brass Deep Cup Freeze Plug	61	381-9026	1.953" Diameter	
1	Steel Deep Cup Freeze Plug	61	381-3039	0.938" Diameter	
1	Steel Deep Cup Freeze Plug	61	381-3042	1.953" Diameter	
1	Steel Deep Cup Freeze Plug	61	381-3112	2.063" Diameter	

454 389 6.4L (6376cc) OHV V8 (16 Valve) (Pontiac), 4.0625" Bore (GMC Eng.), 3-2 Bbl. "Eng. Code RV9" 1961

1	TIMING 3 Piece Set	61	KT3-350S	VINTAGE; 223-305, 223-371 not sold separately; (1) 222-350; (1) 223-305; (1) 223-371
16	CAMSHAFT/LIFTER Lifter	61	HT-951 Std Only	Hyd.
16	Lifter, Bulk	61	HT-951B Std Only	Hyd.; Carton of 128
16	PUSH ROD Push Rod	61	RP-3164 Std-35-60	8.6930" O.A.L.
16	Push Rod	61	RP-3213R Std Only	Chrome-Moly; 8.6900" O.A.L.
16	ROCKER PARTS Arm Assy.	61	R-848 Std Only	VINTAGE; Incl. arm & ball

(continued on next page)

GM Car (Incl. Buick, Cad., Chev., Olds., Pontiac)

389 6.4L (6376cc) OHV V8 (16 Valve) (Pontiac), 4.0625" Bore (GMC Eng.), 3-2 Bbl. "Eng. Code RV9" 1961 454 (cont.)

QTY	ROCKER PARTS (cont.)	YEARS	PART NO.	DESCRIPTION
16	Arm	61	R-848A Std Only	
QTY	VALVE	YEARS	PART NO.	DESCRIPTION
8	Intake	61	V-1532 Std Only	VINTAGE; 1.8820" Head Dia., 0.3409" Stem Dia., 4.8543" O.A.L.
QTY	VALVE SPRING	YEARS	PART NO.	DESCRIPTION
16	Spring	61	VS-445 Std Only	VINTAGE; Loc. Inner; 1.8120" Free Height
16	Spring	61	VS-446 Std Only	VINTAGE; Loc. Outer; 1.9800" Free Height
QTY	VALVE SEAL	YEARS	PART NO.	DESCRIPTION
16	Valve Stem Seal	61	MV-1233C Std Only	O-Ring; (RBB) Rubber
16	Valve Stem Seal	61	ST-2092 Std Only	Positive type, Metal Clad; (RBB) Rubber
16	Valve Stem Seal	61	ST-2003 Std Only	Positive type; Installation requires valve guide machining; (RBB) Rubber
16	Valve Stem Seal Bulk	61	MV-1233 Std Only	O-Ring; Carton of 100; (RBB) Rubber
16	Valve Stem Seal Bulk	61	ST-2003BC Std Only	Positive type; Installation requires valve guide machining; Carton of 100; (RBB) Rubber
QTY	VALVE SEAT	YEARS	PART NO.	DESCRIPTION
8	Seat	61	245-1937-1 Std Only	Loc. Int.; 1.9425" OD, 1.6875" ID, 0.2480" Depth
QTY	VALVE, MISC	YEARS	PART NO.	DESCRIPTION
32	Keeper	61	VK-115A Std Only	1 groove; Square cut key groove; Carton pack 24
32	Keeper	61	VK-115 Std Only	1 groove; Square cut key groove; Carton pack 32
32	Keeper	61	VK-115R Std Only	1 groove; Square cut key groove; Hardened
32	Keeper, Bulk	61	VK-115B Std Only	1 groove; Square cut key groove; Carton of 1000
16	Spring Insert	61	259-301A Std Only	VINTAGE; .060"; Carton of 100
QTY	PISTON	YEARS	PART NO.	DESCRIPTION
8	Cast Piston	61	288P Std-30-40-60	VINTAGE; Cast; .9804" Pin Dia.; 2 Rings 5/64 Groove, 1 Ring 3/16 Groove, 1.700 CD, Flat Head w/4 valve reliefs - 10.1:1 C.R.
8	Cast Piston - Individual	61	W288P Std-30-40-60	VINTAGE; Cast; .9804" Pin Dia.; 2 Rings 5/64 Groove, 1 Ring 3/16 Groove, 1.700 CD, Flat Head w/4 valve reliefs - 10.1:1 C.R.
QTY	RINGS	YEARS	PART NO.	DESCRIPTION
1	Premium Set	61	E-253K 30 30-40-60	VINTAGE; 2-5/64, 1-3/16; Premium Moly
1	Standard Set	61	E-253X Std-30-40-60	VINTAGE; 2-5/64, 1-3/16; Iron
QTY	ENGINE BEARINGS	YEARS	PART NO.	DESCRIPTION
1	Main Set	61	113M Std-10-20	Performance; 3/4 grooved
1	Main Set	61	4040M Std-1-10-20-30	VINTAGE; Grooved upper main brgs.
1	Rod Set	61	8-7050CH Std-10-20	Performance
1	Rod Set	61	8-1555CPA Std-10-20-30-40	VINTAGE
8	Rod Pair	61	1555CPA Std-10-20-30-40	VINTAGE
1	Cam Set	61	1146M Std Only	VINTAGE
QTY	OIL PUMP	YEARS	PART NO.	DESCRIPTION
1	Oil Pump	61	224-43364S	High Pressure; 3/4" inlet tube; Incl. screen
1	Inter. Shaft	61	224-61236	
1	Screen Assy.	61	224-11236	3/4" inlet tube
QTY	FREEZE PLUGS	YEARS	PART NO.	DESCRIPTION
1	Brass Block Plug Kit	61	381-8021	VINTAGE
1	Steel Block Plug Kit	61	381-4028	
1	Brass Deep Cup Freeze Plug	61	381-9010	0.938" Diameter
1	Brass Deep Cup Freeze Plug	61	381-9026	1.953" Diameter
1	Steel Deep Cup Freeze Plug	61	381-3039	0.938" Diameter
1	Steel Deep Cup Freeze Plug	61	381-3042	1.953" Diameter
1	Steel Deep Cup Freeze Plug	61	381-3112	2.063" Diameter

389 6.4L (6376cc) OHV V8 (16 Valve) (Pontiac), 4.0625" Bore (GMC Eng.), 2 Bbl. "Eng. Code S1" 1961 455

QTY	TIMING	YEARS	PART NO.	DESCRIPTION
1	3 Piece Set	61	KT3-350S	VINTAGE; 223-305, 223-371 not sold separately; (1) 222-350; (1) 223-305; (1) 223-371
QTY	CAMSHAFT/LIFTER	YEARS	PART NO.	DESCRIPTION
1	Camshaft	61	CS-187	Pontiac Star Chief Base; VINTAGE; Hydraulic, (050) Duration at .050 Lobe Lift, 190 Exh., 190 Int., 111 Degrees Lobe Separation
1	Camshaft	61	CS-187	VINTAGE; w/A/T; Hydraulic, (050) Duration at .050 Lobe Lift, 190 Exh., 190 Int., 111 Degrees Lobe Separation
1	Prelube		55-403 Std Only	1.5 oz. packet
1	Prelube		55-400 Std Only	4 oz. bottle; 1.5 oz. packet No. 55-403 also avail.
16	Lifter	61	HT-951 Std Only	Hyd.
16	Lifter, Bulk	61	HT-951B Std Only	Hyd.; Carton of 128

(continued on next page)

GM Car (Incl. Buick, Cad., Chev., Olds., Pontiac)

455 389 6.4L (6376cc) OHV V8 (16 Valve) (Pontiac), 4.0625" Bore (GMC Eng.), 2 Bbl. "Eng. Code S1" 1961
(cont.)

	QTY	PUSH ROD	YEARS	PART NO.	DESCRIPTION
	16	Push Rod	61	RP-3164 Std-35-60	8.6930" O.A.L.
	16	Push Rod	61	RP-3213R Std Only	Chrome-Moly; 8.6900" O.A.L.
	QTY	ROCKER PARTS	YEARS	PART NO.	DESCRIPTION
	16	Arm Assy.	61	R-848 Std Only	VINTAGE; Incl. arm & ball
	16	Arm	61	R-848A Std Only	
	QTY	VALVE	YEARS	PART NO.	DESCRIPTION
VALVE TRAIN	8	Intake	61	V-1532 Std Only	VINTAGE; 1.8820" Head Dia., 0.3409" Stem Dia., 4.8543" O.A.L.
	QTY	VALVE SPRING	YEARS	PART NO.	DESCRIPTION
	16	Spring	61	VS-445 Std Only	VINTAGE; Loc. Inner; 1.8120" Free Height
	16	Spring	61	VS-446 Std Only	VINTAGE; Loc. Outer; 1.9800" Free Height
	QTY	VALVE SEAL	YEARS	PART NO.	DESCRIPTION
	16	Valve Stem Seal	61	MV-1233C Std Only	O-Ring; (RBB) Rubber
	16	Valve Stem Seal	61	ST-2092 Std Only	Positive type, Metal Clad; (RBB) Rubber
	16	Valve Stem Seal	61	ST-2003 Std Only	Positive type; Installation requires valve guide machining; (RBB) Rubber
	16	Valve Stem Seal Bulk	61	MV-1233 Std Only	O-Ring; Carton of 100; (RBB) Rubber
	16	Valve Stem Seal Bulk	61	ST-2003BC Std Only	Positive type; Installation requires valve guide machining; Carton of 100; (RBB) Rubber
	QTY	VALVE SEAT	YEARS	PART NO.	DESCRIPTION
	8	Seat	61	245-1937-1 Std Only	Loc. Int.; 1.9425" OD, 1.6875" ID, 0.2480" Depth
	QTY	VALVE, MISC	YEARS	PART NO.	DESCRIPTION
	32	Keeper	61	VK-115A Std Only	1 groove; Square cut key groove; Carton pack 24
	32	Keeper	61	VK-115 Std Only	1 groove; Square cut key groove; Carton pack 32
	32	Keeper	61	VK-115R Std Only	1 groove; Square cut key groove; Hardened
	32	Keeper, Bulk	61	VK-115B Std Only	1 groove; Square cut key groove; Carton of 1000
	16	Spring Insert	61	259-301A Std Only	VINTAGE; .060"; Carton of 100
	QTY	PISTON	YEARS	PART NO.	DESCRIPTION
	8	Cast Piston	61	288P Std-30-40-60	VINTAGE; Cast; .9804" Pin Dia.; 2 Rings 5/64 Groove, 1 Ring 3/16 Groove, 1.700 CD, Flat Head w/4 valve reliefs - 10.1:1 C.R.
	8	Cast Piston - Individual	61	W288P Std-30-40-60	VINTAGE; Cast; .9804" Pin Dia.; 2 Rings 5/64 Groove, 1 Ring 3/16 Groove, 1.700 CD, Flat Head w/4 valve reliefs - 10.1:1 C.R.
	QTY	RINGS	YEARS	PART NO.	DESCRIPTION
	1	Premium Set	61	E-253K 30 30-40-60	VINTAGE; 2-5/64, 1-3/16; Premium Moly
	1	Standard Set	61	E-253X Std-30-40-60	VINTAGE; 2-5/64, 1-3/16; Iron
BLOCK	QTY	ENGINE BEARINGS	YEARS	PART NO.	DESCRIPTION
	1	Main Set	61	113M Std-10-20	Performance; 3/4 grooved
	1	Main Set	61	4040M Std-1-10-20-30	VINTAGE; Grooved upper main brgs.
	1	Rod Set	61	8-7050CH Std-10-20	Performance
	1	Cam Set	61	1146M Std Only	VINTAGE
	QTY	OIL PUMP	YEARS	PART NO.	DESCRIPTION
	1	Oil Pump	61	224-43364S	High Pressure; 3/4" inlet tube; Incl. screen
	1	Inter. Shaft	61	224-61236	
	1	Screen Assy.	61	224-11236	3/4" inlet tube
	QTY	FREEZE PLUGS	YEARS	PART NO.	DESCRIPTION
	1	Brass Block Plug Kit	61	381-8021	VINTAGE
	1	Steel Block Plug Kit	61	381-4028	
	1	Brass Deep Cup Freeze Plug	61	381-9010	0.938" Diameter
	1	Brass Deep Cup Freeze Plug	61	381-9026	1.953" Diameter
	1	Steel Deep Cup Freeze Plug	61	381-3039	0.938" Diameter
	1	Steel Deep Cup Freeze Plug	61	381-3042	1.953" Diameter
	1	Steel Deep Cup Freeze Plug	61	381-3112	2.063" Diameter

456 389 6.4L (6376cc) OHV V8 (16 Valve) (Pontiac), 4.0625" Bore (GMC Eng.), 2 Bbl. "Eng. Code S5" 1961

	QTY	TIMING	YEARS	PART NO.	DESCRIPTION
	1	3 Piece Set	61	KT3-350S	VINTAGE; 223-305, 223-371 not sold separately; (1) 222-350; (1) 223-305; (1) 223-371
	QTY	CAMSHAFT/LIFTER	YEARS	PART NO.	DESCRIPTION
	1	Camshaft	61	CS-187	Pontiac Star Chief Base; VINTAGE; Hydraulic, (050) Duration at .050 Lobe Lift, 190 Exh., 190 Int., 111 Degrees Lobe Separation
	1	Camshaft	61	CS-187	Exc. Pontiac Star Chief Base; VINTAGE; w/A/T; Hydraulic, (050) Duration at .050 Lobe Lift, 190 Exh., 190 Int., 111 Degrees Lobe Separation
	1	Prelube		55-403 Std Only	1.5 oz. packet

(continued on next page)

GM Car (Incl. Buick, Cad., Chev., Olds., Pontiac)

389 6.4L (6376cc) OHV V8 (16 Valve) (Pontiac), 4.0625" Bore (GMC Eng.), 2 Bbl. "Eng. Code S5" 1961 456 (cont.)

	QTY	CAMSHAFT/LIFTER	YEARS	PART NO.	DESCRIPTION
VALVE TRAIN	1	(cont.) Prelube		55-400 Std Only	4 oz. bottle; 1.5 oz. packet No. 55-403 also avail.
	16	Lifter	61	HT-951 Std Only	Hyd.
	16	Lifter, Bulk	61	HT-951B Std Only	Hyd.; Carton of 128
	16	PUSH ROD			
	16	Push Rod	61	RP-3164 Std-35-60	8.6930" O.A.L.
	16	Push Rod	61	RP-3213R Std Only	Chrome-Moly; 8.6900" O.A.L.
	16	ROCKER PARTS			
	16	Arm Assy.	61	R-848 Std Only	VINTAGE; Incl. arm & ball
	16	Arm	61	R-848A Std Only	
	8	VALVE			
8	Intake	61	V-1532 Std Only	VINTAGE; 1.8820" Head Dia., 0.3409" Stem Dia., 4.8543" O.A.L.	
16	VALVE SPRING				
16	Spring	61	VS-445 Std Only	VINTAGE; Loc. Inner; 1.8120" Free Height	
16	Spring	61	VS-446 Std Only	VINTAGE; Loc. Outer; 1.9800" Free Height	
16	VALVE SEAL				
16	Valve Stem Seal	61	MV-1233C Std Only	O-Ring; (RBB) Rubber	
16	Valve Stem Seal	61	ST-2092 Std Only	Positive type, Metal Clad; (RBB) Rubber	
16	Valve Stem Seal	61	ST-2003 Std Only	Positive type; Installation requires valve guide machining; (RBB) Rubber	
16	Valve Stem Seal Bulk	61	MV-1233 Std Only	O-Ring; Carton of 100; (RBB) Rubber	
16	Valve Stem Seal Bulk	61	ST-2003BC Std Only	Positive type; Installation requires valve guide machining; Carton of 100; (RBB) Rubber	
8	VALVE SEAT				
8	Seat	61	245-1937-1 Std Only	Loc. Int.; 1.9425" OD, 1.6875" ID, 0.2480" Depth	
32	VALVE, MISC				
32	Keeper	61	VK-115A Std Only	1 groove; Square cut key groove; Carton pack 24	
32	Keeper	61	VK-115 Std Only	1 groove; Square cut key groove; Carton pack 32	
32	Keeper	61	VK-115R Std Only	1 groove; Square cut key groove; Hardened	
32	Keeper, Bulk	61	VK-115B Std Only	1 groove; Square cut key groove; Carton of 1000	
16	Spring Insert	61	259-301A Std Only	VINTAGE; .060"; Carton of 100	
8	PISTON				
8	Cast Piston	61	288P Std-30-40-60	VINTAGE; Cast; .9804" Pin Dia.; 2 Rings 5/64 Groove, 1 Ring 3/16 Groove, 1.700 CD, Flat Head w/4 valve reliefs - 10.1:1 C.R.	
8	Cast Piston - Individual	61	W288P Std-30-40-60	VINTAGE; Cast; .9804" Pin Dia.; 2 Rings 5/64 Groove, 1 Ring 3/16 Groove, 1.700 CD, Flat Head w/4 valve reliefs - 10.1:1 C.R.	
1	RINGS				
1	Premium Set	61	E-253K 30 30-40-60	VINTAGE; 2-5/64, 1-3/16; Premium Moly	
1	Standard Set	61	E-253X Std-30-40-60	VINTAGE; 2-5/64, 1-3/16; Iron	
1	ENGINE BEARINGS				
1	Main Set	61	113M Std-10-20	Performance; 3/4 grooved	
1	Main Set	61	4040M Std-1-10-20-30	VINTAGE; Grooved upper main brgs.	
1	Rod Set	61	8-7050CH Std-10-20	Performance	
1	Cam Set	61	1146M Std Only	VINTAGE	
1	OIL PUMP				
1	Oil Pump	61	224-43364S	High Pressure; 3/4" inlet tube; Incl. screen	
1	Inter. Shaft	61	224-61236		
1	Screen Assy.	61	224-11236	3/4" inlet tube	
1	FREEZE PLUGS				
1	Brass Block Plug Kit	61	381-8021	VINTAGE	
1	Steel Block Plug Kit	61	381-4028		
1	Brass Deep Cup Freeze Plug	61	381-9010	0.938" Diameter	
1	Brass Deep Cup Freeze Plug	61	381-9026	1.953" Diameter	
1	Steel Deep Cup Freeze Plug	61	381-3039	0.938" Diameter	
1	Steel Deep Cup Freeze Plug	61	381-3042	1.953" Diameter	
1	Steel Deep Cup Freeze Plug	61	381-3112	2.063" Diameter	
389 6.4L (6376cc) OHV V8 (16 Valve) (Pontiac), 4.0625" Bore (GMC Eng.), 4 Bbl. "Eng. Code SE" 1966 457					
1	TIMING				
1	3 Piece Set	66	KT3-350S	VINTAGE; 223-305, 223-371 not sold separately; (1) 222-350; (1) 223-305; (1) 223-371	

(continued on next page)

GM Car (Incl. Buick, Cad., Chev., Olds., Pontiac)

457 389 6.4L (6376cc) OHV V8 (16 Valve) (Pontiac), 4.0625" Bore (GMC Eng.), 4 Bbl. "Eng. Code SE" 1966
(cont.)

QTY	CAMSHAFT/LIFTER	YEARS	PART NO.	DESCRIPTION
1	Camshaft	66	CS-641	VINTAGE; 10.5:1 C.R.; Hydraulic, (050) Duration at .050 Lobe Lift, 208 Exh., 198 Int., 111 Degrees Lobe Separation
1	Prelube		55-403 Std Only	1.5 oz. packet
1	Prelube		55-400 Std Only	4 oz. bottle; 1.5 oz. packet No. 55-403 also avail.
16	Lifter	66	HT-951 Std Only	Hyd.
16	Lifter, Bulk	66	HT-951B Std Only	Hyd.; Carton of 128
QTY	PUSH ROD	YEARS	PART NO.	DESCRIPTION
16	Push Rod	66	RP-3164 Std-35-60	8.6930" O.A.L.
16	Push Rod	66	RP-3213R Std Only	Chrome-Moly; 8.6900" O.A.L.
QTY	ROCKER PARTS	YEARS	PART NO.	DESCRIPTION
16	Arm Assy.	66	R-848 Std Only	VINTAGE; Incl. arm & ball
16	Arm	66	R-848A Std Only	
QTY	VALVE	YEARS	PART NO.	DESCRIPTION
8	Exhaust	66	V-1813 Std Only	VINTAGE; 10.5:1 C.R.; Chrome plated stem; 1.6400" Head Dia., 0.3410" Stem Dia., 4.8760" O.A.L.
8	Intake	66	V-1743 Std Only	VINTAGE; 10.5:1 C.R.; 1.9190" Head Dia., 0.3407" Stem Dia., 4.8940" O.A.L.
QTY	VALVE SPRING	YEARS	PART NO.	DESCRIPTION
16	Spring	66	VS-651 Std Only	VINTAGE; Loc. Inner; 1.7600" Free Height
16	Spring	66	VS-665 Std Only	VINTAGE; Loc. Outer; 1.9400" Free Height
QTY	VALVE SEAL	YEARS	PART NO.	DESCRIPTION
16	Valve Stem Seal	66	MV-1233C Std Only	O-Ring; (RBB) Rubber
16	Valve Stem Seal	66	ST-2092 Std Only	Positive type, Metal Clad; (RBB) Rubber
16	Valve Stem Seal	66	ST-2003 Std Only	Positive type; Installation requires valve guide machining; (RBB) Rubber
16	Valve Stem Seal Bulk	66	MV-1233 Std Only	O-Ring; Carton of 100; (RBB) Rubber
16	Valve Stem Seal Bulk	66	ST-2003BC Std Only	Positive type; Installation requires valve guide machining; Carton of 100; (RBB) Rubber
QTY	VALVE SEAT	YEARS	PART NO.	DESCRIPTION
8	Seat	66	245-1750-2 Std Only	Loc. Exh.; 1.7550" OD, 1.5000" ID, 0.2160" Depth
8	Seat	66	245-1750-2N Std Only	Loc. Exh.; Premium Material; 1.7550" OD, 1.5000" ID, 0.2160" Depth
8	Seat	66	245-2000-1 Std Only	Loc. Int.; 2.0055" OD, 1.7500" ID, 0.2160" Depth
QTY	VALVE, MISC	YEARS	PART NO.	DESCRIPTION
32	Keeper	66	VK-115A Std Only	1 groove; Square cut key groove; Carton pack 24
32	Keeper	66	VK-115 Std Only	1 groove; Square cut key groove; Carton pack 32
32	Keeper	66	VK-115R Std Only	1 groove; Square cut key groove; Hardened
32	Keeper, Bulk	66	VK-115B Std Only	1 groove; Square cut key groove; Carton of 1000
16	Spring Insert	66	259-301A Std Only	VINTAGE; .060"; Carton of 100
QTY	PISTON	YEARS	PART NO.	DESCRIPTION
8	Cast Piston	66	288P Std-30-40-60	VINTAGE; Cast; .9804" Pin Dia.; 2 Rings 5/64 Groove, 1 Ring 3/16 Groove, 1.700 CD, Flat Head w/4 valve reliefs - 10.1:1 C.R.
8	Cast Piston - Individual	66	W288P Std-30-40-60	VINTAGE; Cast; .9804" Pin Dia.; 2 Rings 5/64 Groove, 1 Ring 3/16 Groove, 1.700 CD, Flat Head w/4 valve reliefs - 10.1:1 C.R.
8	POWERFORGED Piston-Individual	66	WL-2269F 30 30-40-60	Powerforged; 0.9802" Pin Dia.; 2 Rings 5/64 Groove, 1 Ring 3/16 Groove, 1.717 CD, Flat Head w/4 valve reliefs. DUROSHIELD® skirt coated piston.
QTY	RINGS	YEARS	PART NO.	DESCRIPTION
1	Premium Set	66	E-253K 30 30-40-60	VINTAGE; 2-5/64, 1-3/16; Premium Moly
1	Standard Set	66	E-253X Std-30-40-60	VINTAGE; 2-5/64, 1-3/16; Iron
QTY	ENGINE BEARINGS	YEARS	PART NO.	DESCRIPTION
1	Main Set	66	113M Std-10-20	Performance; 3/4 grooved
1	Main Set	66	4040M Std-1-10-20-30	VINTAGE; Grooved upper main brgs.
1	Rod Set	66	8-7050CH Std-10-20	Performance
1	Cam Set	66	1220M Std Only	
QTY	OIL PUMP	YEARS	PART NO.	DESCRIPTION
1	Oil Pump	66	224-43364S	High Pressure; 3/4" inlet tube; Incl. screen
1	Inter. Shaft	66	224-61236	
1	Screen Assy.	66	224-11236	3/4" inlet tube
QTY	GASKETS	YEARS	PART NO.	DESCRIPTION
1	Kit Gasket Set	66	260-1025	VINTAGE; Push rod cover gskt. not incl.
QTY	FREEZE PLUGS	YEARS	PART NO.	DESCRIPTION
1	Brass Block Plug Kit	66	381-8021	VINTAGE
1	Steel Block Plug Kit	66	381-4028	
1	Brass Deep Cup Freeze Plug	66	381-9010	0.938" Diameter

VALVE TRAIN

VALVE TRAIN

BLOCK

BLOCK

(continued on next page)

GM Car (Incl. Buick, Cad., Chev., Olds., Pontiac)

389 6.4L (6376cc) OHV V8 (16 Valve) (Pontiac), 4.0625" Bore (GMC Eng.), 4 Bbl. "Eng. Code SE" 1966 457 (cont.)

QTY	FREEZE PLUGS (cont.)	YEARS	PART NO.	DESCRIPTION
1	Brass Deep Cup Freeze Plug	66	381-9026	1.953" Diameter
1	Steel Deep Cup Freeze Plug	66	381-3039	0.938" Diameter
1	Steel Deep Cup Freeze Plug	66	381-3042	1.953" Diameter
1	Steel Deep Cup Freeze Plug	66	381-3112	2.063" Diameter

389 6.4L (6376cc) OHV V8 (16 Valve) (Pontiac), 4.0625" Bore (GMC Eng.), 4 Bbl. "Eng. Code T1" 1961 458

QTY	TIMING	YEARS	PART NO.	DESCRIPTION
1	3 Piece Set	61	KT3-350S	VINTAGE; 223-305, 223-371 not sold separately; (1) 222-350; (1) 223-305; (1) 223-371
16	Lifter	61	HT-951 Std Only	Hyd.
16	Lifter, Bulk	61	HT-951B Std Only	Hyd.; Carton of 128
16	Push Rod	61	RP-3164 Std-35-60	8.6930" O.A.L.
16	Push Rod	61	RP-3213R Std Only	Chrome-Moly; 8.6900" O.A.L.
16	Arm Assy.	61	R-848 Std Only	VINTAGE; Incl. arm & ball
16	Arm	61	R-848A Std Only	
8	Intake	61	V-1532 Std Only	VINTAGE; 1.8820" Head Dia., 0.3409" Stem Dia., 4.8543" O.A.L.
16	Spring	61	VS-445 Std Only	VINTAGE; Loc. Inner; 1.8120" Free Height
16	Spring	61	VS-446 Std Only	VINTAGE; Loc. Outer; 1.9800" Free Height
16	Valve Stem Seal	61	MV-1233C Std Only	O-Ring; (RBB) Rubber
16	Valve Stem Seal	61	ST-2092 Std Only	Positive type, Metal Clad; (RBB) Rubber
16	Valve Stem Seal	61	ST-2003 Std Only	Positive type; Installation requires valve guide machining; (RBB) Rubber
16	Valve Stem Seal Bulk	61	MV-1233 Std Only	O-Ring; Carton of 100; (RBB) Rubber
16	Valve Stem Seal Bulk	61	ST-2003BC Std Only	Positive type; Installation requires valve guide machining; Carton of 100; (RBB) Rubber
8	Seat	61	245-1937-1 Std Only	Loc. Int.; 1.9425" OD, 1.6875" ID, 0.2480" Depth
32	Keeper	61	VK-115A Std Only	1 groove; Square cut key groove; Carton pack 24
32	Keeper	61	VK-115 Std Only	1 groove; Square cut key groove; Carton pack 32
32	Keeper	61	VK-115R Std Only	1 groove; Square cut key groove; Hardened
32	Keeper, Bulk	61	VK-115B Std Only	1 groove; Square cut key groove; Carton of 1000
16	Spring Insert	61	259-301A Std Only	VINTAGE; .060"; Carton of 100
8	Cast Piston	61	288P Std-30-40-60	VINTAGE; Cast; .9804" Pin Dia.; 2 Rings 5/64 Groove, 1 Ring 3/16 Groove, 1.700 CD, Flat Head w/4 valve reliefs - 10.1:1 C.R.
8	Cast Piston - Individual	61	W288P Std-30-40-60	VINTAGE; Cast; .9804" Pin Dia.; 2 Rings 5/64 Groove, 1 Ring 3/16 Groove, 1.700 CD, Flat Head w/4 valve reliefs - 10.1:1 C.R.
1	Premium Set	61	E-253K 30 30-40-60	VINTAGE; 2-5/64, 1-3/16; Premium Moly
1	Standard Set	61	E-253X Std-30-40-60	VINTAGE; 2-5/64, 1-3/16; Iron
1	Main Set	61	113M Std-10-20	Performance; 3/4 grooved
1	Main Set	61	4040M Std-1-10-20-30	VINTAGE; Grooved upper main brgs.
1	Rod Set	61	8-7050CH Std-10-20	Performance
1	Cam Set	61	1146M Std Only	VINTAGE
1	Oil Pump	61	224-43364S	High Pressure; 3/4" inlet tube; Incl. screen
1	Inter. Shaft	61	224-61236	
1	Screen Assy.	61	224-11236	3/4" inlet tube
1	Brass Block Plug Kit	61	381-8021	VINTAGE
1	Steel Block Plug Kit	61	381-4028	
1	Brass Deep Cup Freeze Plug	61	381-9010	0.938" Diameter
1	Brass Deep Cup Freeze Plug	61	381-9026	1.953" Diameter
1	Steel Deep Cup Freeze Plug	61	381-3039	0.938" Diameter
1	Steel Deep Cup Freeze Plug	61	381-3042	1.953" Diameter

(continued on next page)

GM Car (Incl. Buick, Cad., Chev., Olds., Pontiac)

458 389 6.4L (6376cc) OHV V8 (16 Valve) (Pontiac), 4.0625" Bore (GMC Eng.), 4 Bbl. "Eng. Code T1" 1961
(cont.)

QTY	FREEZE PLUGS (cont.)	YEARS	PART NO.	DESCRIPTION
1	Steel Deep Cup Freeze Plug	61	381-3112	2.063" Diameter

459 389 6.4L (6376cc) OHV V8 (16 Valve) (Pontiac), 4.0625" Bore (GMC Eng.), 4 Bbl. "Eng. Code T5" 1961

QTY	TIMING	YEARS	PART NO.	DESCRIPTION
1	3 Piece Set	61	KT3-350S	VINTAGE; 223-305, 223-371 not sold separately; (1) 222-350; (1) 223-305; (1) 223-371
16	CAMSHAFT/LIFTER	61	HT-951 Std Only	Hyd.
16	Lifter, Bulk	61	HT-951B Std Only	Hyd.; Carton of 128
16	PUSH ROD	61	RP-3164 Std-35-60	8.6930" O.A.L.
16	Push Rod	61	RP-3213R Std Only	Chrome-Moly; 8.6900" O.A.L.
16	ROCKER PARTS	61	R-848 Std Only	VINTAGE; Incl. arm & ball
16	Arm Assy.	61	R-848A Std Only	
8	VALVE	61	V-1532 Std Only	VINTAGE; 1.8820" Head Dia., 0.3409" Stem Dia., 4.8543" O.A.L.
16	VALVE SPRING	61	VS-445 Std Only	VINTAGE; Loc. Inner; 1.8120" Free Height
16	Spring	61	VS-446 Std Only	VINTAGE; Loc. Outer; 1.9800" Free Height
16	VALVE SEAL	61	MV-1233C Std Only	O-Ring; (RBB) Rubber
16	Valve Stem Seal	61	ST-2092 Std Only	Positive type, Metal Clad; (RBB) Rubber
16	Valve Stem Seal	61	ST-2003 Std Only	Positive type; Installation requires valve guide machining; (RBB) Rubber
16	Valve Stem Seal Bulk	61	MV-1233 Std Only	O-Ring; Carton of 100; (RBB) Rubber
16	Valve Stem Seal Bulk	61	ST-2003BC Std Only	Positive type; Installation requires valve guide machining; Carton of 100; (RBB) Rubber
8	VALVE SEAT	61	245-1937-1 Std Only	Loc. Int.; 1.9425" OD, 1.6875" ID, 0.2480" Depth
32	VALVE, MISC	61	VK-115A Std Only	1 groove; Square cut key groove; Carton pack 24
32	Keeper	61	VK-115 Std Only	1 groove; Square cut key groove; Carton pack 32
32	Keeper	61	VK-115R Std Only	1 groove; Square cut key groove; Hardened
32	Keeper, Bulk	61	VK-115B Std Only	1 groove; Square cut key groove; Carton of 1000
16	Spring Insert	61	259-301A Std Only	VINTAGE; .060"; Carton of 100
8	PISTON	61	288P Std-30-40-60	VINTAGE; Cast; .9804" Pin Dia.; 2 Rings 5/64 Groove, 1 Ring 3/16 Groove, 1.700 CD, Flat Head w/4 valve reliefs - 10.1:1 C.R.
8	Cast Piston - Individual	61	W288P Std-30-40-60	VINTAGE; Cast; .9804" Pin Dia.; 2 Rings 5/64 Groove, 1 Ring 3/16 Groove, 1.700 CD, Flat Head w/4 valve reliefs - 10.1:1 C.R.
1	RINGS	61	E-253K 30 30-40-60	VINTAGE; 2-5/64, 1-3/16; Premium Moly
1	Premium Set	61	E-253X Std-30-40-60	VINTAGE; 2-5/64, 1-3/16; Iron
1	ENGINE BEARINGS	61	113M Std-10-20	Performance; 3/4 grooved
1	Main Set	61	4040M Std-1-10-20-30	VINTAGE; Grooved upper main brgs.
1	Rod Set	61	8-7050CH Std-10-20	Performance
1	Cam Set	61	1146M Std Only	VINTAGE
1	OIL PUMP	61	224-43364S	High Pressure; 3/4" inlet tube; Incl. screen
1	Oil Pump	61	224-61236	
1	Inter. Shaft	61	224-11236	3/4" inlet tube
1	Screen Assy.	61	381-8021	VINTAGE
1	FREEZE PLUGS	61	381-4028	
1	Brass Block Plug Kit	61	381-9010	0.938" Diameter
1	Steel Block Plug Kit	61	381-9026	1.953" Diameter
1	Brass Deep Cup Freeze Plug	61	381-3039	0.938" Diameter
1	Brass Deep Cup Freeze Plug	61	381-3042	1.953" Diameter
1	Steel Deep Cup Freeze Plug	61	381-3112	2.063" Diameter
1	Steel Deep Cup Freeze Plug	61		

VALVE TRAIN

VALVE TRAIN

BLOCK

BLOCK

GM Car (Incl. Buick, Cad., Chev., Olds., Pontiac)

389 6.4L (6376cc) OHV V8 (16 Valve) (Pontiac), 4.0625" Bore (GMC Eng.), 4 Bbl. "Eng. Code U9" 1961 460

QTY	TIMING	YEARS	PART NO.	DESCRIPTION
1	3 Piece Set	61	KT3-350S	VINTAGE; 223-305, 223-371 not sold separately; (1) 222-350; (1) 223-305; (1) 223-371
QTY	CAMSHAFT/LIFTER	YEARS	PART NO.	DESCRIPTION
16	Lifter	61	HT-951 Std Only	Hyd.
16	Lifter, Bulk	61	HT-951B Std Only	Hyd.; Carton of 128
QTY	PUSH ROD	YEARS	PART NO.	DESCRIPTION
16	Push Rod	61	RP-3164 Std-35-60	8.6930" O.A.L.
16	Push Rod	61	RP-3213R Std Only	Chrome-Moly; 8.6900" O.A.L.
QTY	ROCKER PARTS	YEARS	PART NO.	DESCRIPTION
16	Arm Assy.	61	R-848 Std Only	VINTAGE; Incl. arm & ball
16	Arm	61	R-848A Std Only	
QTY	VALVE	YEARS	PART NO.	DESCRIPTION
8	Intake	61	V-1532 Std Only	VINTAGE; 1.8820" Head Dia., 0.3409" Stem Dia., 4.8543" O.A.L.
QTY	VALVE SPRING	YEARS	PART NO.	DESCRIPTION
16	Spring	61	VS-445 Std Only	VINTAGE; Loc. Inner; 1.8120" Free Height
16	Spring	61	VS-446 Std Only	VINTAGE; Loc. Outer; 1.9800" Free Height
QTY	VALVE SEAL	YEARS	PART NO.	DESCRIPTION
16	Valve Stem Seal	61	MV-1233C Std Only	O-Ring; (RBB) Rubber
16	Valve Stem Seal	61	ST-2092 Std Only	Positive type, Metal Clad; (RBB) Rubber
16	Valve Stem Seal	61	ST-2003 Std Only	Positive type; Installation requires valve guide machining; (RBB) Rubber
16	Valve Stem Seal Bulk	61	MV-1233 Std Only	O-Ring; Carton of 100; (RBB) Rubber
16	Valve Stem Seal Bulk	61	ST-2003BC Std Only	Positive type; Installation requires valve guide machining; Carton of 100; (RBB) Rubber
QTY	VALVE SEAT	YEARS	PART NO.	DESCRIPTION
8	Seat	61	245-1937-1 Std Only	Loc. Int.; 1.9425" OD, 1.6875" ID, 0.2480" Depth
QTY	VALVE, MISC	YEARS	PART NO.	DESCRIPTION
32	Keeper	61	VK-115A Std Only	1 groove; Square cut key groove; Carton pack 24
32	Keeper	61	VK-115 Std Only	1 groove; Square cut key groove; Carton pack 32
32	Keeper	61	VK-115R Std Only	1 groove; Square cut key groove; Hardened
32	Keeper, Bulk	61	VK-115B Std Only	1 groove; Square cut key groove; Carton of 1000
16	Spring Insert	61	259-301A Std Only	VINTAGE; .060"; Carton of 100
QTY	PISTON	YEARS	PART NO.	DESCRIPTION
8	Cast Piston	61	288P Std-30-40-60	VINTAGE; Cast; .9804" Pin Dia.; 2 Rings 5/64 Groove, 1 Ring 3/16 Groove, 1.700 CD, Flat Head w/4 valve reliefs - 10.1:1 C.R.
8	Cast Piston - Individual	61	W288P Std-30-40-60	VINTAGE; Cast; .9804" Pin Dia.; 2 Rings 5/64 Groove, 1 Ring 3/16 Groove, 1.700 CD, Flat Head w/4 valve reliefs - 10.1:1 C.R.
QTY	RINGS	YEARS	PART NO.	DESCRIPTION
1	Premium Set	61	E-253K 30 30-40-60	VINTAGE; 2-5/64, 1-3/16; Premium Moly
1	Standard Set	61	E-253X Std-30-40-60	VINTAGE; 2-5/64, 1-3/16; Iron
QTY	ENGINE BEARINGS	YEARS	PART NO.	DESCRIPTION
1	Main Set	61	113M Std-10-20	Performance; 3/4 grooved
1	Main Set	61	4040M Std-1-10-20-30	VINTAGE; Grooved upper main brgs.
1	Rod Set	61	8-7050CH Std-10-20	Performance
1	Cam Set	61	1146M Std Only	VINTAGE
QTY	OIL PUMP	YEARS	PART NO.	DESCRIPTION
1	Oil Pump	61	224-43364S	High Pressure; 3/4" inlet tube; Incl. screen
1	Inter. Shaft	61	224-61236	
1	Screen Assy.	61	224-11236	3/4" inlet tube
QTY	FREEZE PLUGS	YEARS	PART NO.	DESCRIPTION
1	Brass Block Plug Kit	61	381-8021	VINTAGE
1	Steel Block Plug Kit	61	381-4028	
1	Brass Deep Cup Freeze Plug	61	381-9010	0.938" Diameter
1	Brass Deep Cup Freeze Plug	61	381-9026	1.953" Diameter
1	Steel Deep Cup Freeze Plug	61	381-3039	0.938" Diameter
1	Steel Deep Cup Freeze Plug	61	381-3042	1.953" Diameter
1	Steel Deep Cup Freeze Plug	61	381-3112	2.063" Diameter
389 6.4L (6376cc) OHV V8 (16 Valve) (Pontiac), 4.0625" Bore (GMC Eng.), 3-2 Bbl. "Eng. Code V9" 1961 461				
QTY	TIMING	YEARS	PART NO.	DESCRIPTION
1	3 Piece Set	61	KT3-350S	VINTAGE; 223-305, 223-371 not sold separately; (1) 222-350; (1) 223-305; (1) 223-371
QTY	CAMSHAFT/LIFTER	YEARS	PART NO.	DESCRIPTION
16	Lifter	61	HT-951 Std Only	Hyd.

(continued on next page)

GM Car (Incl. Buick, Cad., Chev., Olds., Pontiac)

461 389 6.4L (6376cc) OHV V8 (16 Valve) (Pontiac), 4.0625" Bore (GMC Eng.), 3-2 Bbl. "Eng. Code V9" 1961
(cont.)

	CAMSHAFT/LIFTER	YEARS	PART NO.	DESCRIPTION
VALVE TRAIN	QTY (cont.) 16 Lifter, Bulk	61	HT-951B Std Only	Hyd.; Carton of 128
	QTY 16 Push Rod	61	RP-3164 Std-35-60	8.6930" O.A.L.
	16 Push Rod	61	RP-3213R Std Only	Chrome-Moly; 8.6900" O.A.L.
	QTY 16 Arm Assy.	61	R-848 Std Only	VINTAGE; Incl. arm & ball
	16 Arm	61	R-848A Std Only	
	QTY 8 Intake	61	V-1532 Std Only	VINTAGE; 1.8820" Head Dia., 0.3409" Stem Dia., 4.8543" O.A.L.
	QTY 16 Spring	61	VS-445 Std Only	VINTAGE; Loc. Inner; 1.8120" Free Height
	16 Spring	61	VS-446 Std Only	VINTAGE; Loc. Outer; 1.9800" Free Height
	QTY 16 Valve Stem Seal	61	MV-1233C Std Only	O-Ring; (RBB) Rubber
	16 Valve Stem Seal	61	ST-2092 Std Only	Positive type, Metal Clad; (RBB) Rubber
	16 Valve Stem Seal	61	ST-2003 Std Only	Positive type; Installation requires valve guide machining; (RBB) Rubber
	16 Valve Stem Seal Bulk	61	MV-1233 Std Only	O-Ring; Carton of 100; (RBB) Rubber
	16 Valve Stem Seal Bulk	61	ST-2003BC Std Only	Positive type; Installation requires valve guide machining; Carton of 100; (RBB) Rubber
	QTY 8 Seat	61	245-1937-1 Std Only	Loc. Int.; 1.9425" OD, 1.6875" ID, 0.2480" Depth
	QTY 32 Keeper	61	VK-115A Std Only	1 groove; Square cut key groove; Carton pack 24
	32 Keeper	61	VK-115 Std Only	1 groove; Square cut key groove; Carton pack 32
32 Keeper	61	VK-115R Std Only	1 groove; Square cut key groove; Hardened	
32 Keeper, Bulk	61	VK-115B Std Only	1 groove; Square cut key groove; Carton of 1000	
16 Spring Insert	61	259-301A Std Only	VINTAGE; .060"; Carton of 100	
BLOCK	QTY 8 Cast Piston	61	288P Std-30-40-60	VINTAGE; Cast; .9804" Pin Dia.; 2 Rings 5/64 Groove, 1 Ring 3/16 Groove, 1.700 CD, Flat Head w/4 valve reliefs - 10.1:1 C.R.
	8 Cast Piston - Individual	61	W288P Std-30-40-60	VINTAGE; Cast; .9804" Pin Dia.; 2 Rings 5/64 Groove, 1 Ring 3/16 Groove, 1.700 CD, Flat Head w/4 valve reliefs - 10.1:1 C.R.
	QTY 1 Premium Set	61	E-253K 30 30-40-60	VINTAGE; 2-5/64, 1-3/16; Premium Moly
	1 Standard Set	61	E-253X Std-30-40-60	VINTAGE; 2-5/64, 1-3/16; Iron
	QTY 1 Main Set	61	113M Std-10-20	Performance; 3/4 grooved
	1 Main Set	61	4040M Std-1-10-20-30	VINTAGE; Grooved upper main brgs.
	1 Rod Set	61	8-7050CH Std-10-20	Performance
	1 Rod Set	61	8-1555CPA Std-10-20-30-40	VINTAGE
	8 Rod Pair	61	1555CPA Std-10-20-30-40	VINTAGE
	1 Cam Set	61	1146M Std Only	VINTAGE
	QTY 1 Oil Pump	61	224-43364S	High Pressure; 3/4" inlet tube; Incl. screen
	1 Inter. Shaft	61	224-61236	
	1 Screen Assy.	61	224-11236	3/4" inlet tube
	QTY 1 Brass Block Plug Kit	61	381-8021	VINTAGE
	1 Steel Block Plug Kit	61	381-4028	
	1 Brass Deep Cup Freeze Plug	61	381-9010	0.938" Diameter
1 Brass Deep Cup Freeze Plug	61	381-9026	1.953" Diameter	
1 Steel Deep Cup Freeze Plug	61	381-3039	0.938" Diameter	
1 Steel Deep Cup Freeze Plug	61	381-3042	1.953" Diameter	
1 Steel Deep Cup Freeze Plug	61	381-3112	2.063" Diameter	

462 389 6.4L (6376cc) OHV V8 (16 Valve) (Pontiac), 4.0625" Bore (GMC Eng.), 2 Bbl. "Eng. Code W3" 1961

QTY	TIMING	YEARS	PART NO.	DESCRIPTION
1	3 Piece Set	61	KT3-350S	VINTAGE; 223-305, 223-371 not sold separately; (1) 222-350; (1) 223-305; (1) 223-371

(continued on next page)

GM Car (Incl. Buick, Cad., Chev., Olds., Pontiac)

389 6.4L (6376cc) OHV V8 (16 Valve) (Pontiac), 4.0625" Bore (GMC Eng.), 2 Bbl. "Eng. Code W3" 1961 462 (cont.)

QTY	CAMSHAFT/LIFTER	YEARS	PART NO.	DESCRIPTION
1	Camshaft	61	CS-187	Pontiac Star Chief Base; VINTAGE; Hydraulic, (050) Duration at .050 Lobe Lift, 190 Exh., 190 Int., 111 Degrees Lobe Separation
1	Camshaft	61	CS-187	VINTAGE; w/A/T; Hydraulic, (050) Duration at .050 Lobe Lift, 190 Exh., 190 Int., 111 Degrees Lobe Separation
1	Prelube		55-403 Std Only	1.5 oz. packet
1	Prelube		55-400 Std Only	4 oz. bottle; 1.5 oz. packet No. 55-403 also avail.
16	Lifter	61	HT-951 Std Only	Hyd.
16	Lifter, Bulk	61	HT-951B Std Only	Hyd.; Carton of 128
QTY	PUSH ROD	YEARS	PART NO.	DESCRIPTION
16	Push Rod	61	RP-3164 Std-35-60	8.6930" O.A.L.
16	Push Rod	61	RP-3213R Std Only	Chrome-Moly; 8.6900" O.A.L.
QTY	ROCKER PARTS	YEARS	PART NO.	DESCRIPTION
16	Arm Assy.	61	R-848 Std Only	VINTAGE; Incl. arm & ball
16	Arm	61	R-848A Std Only	
QTY	VALVE	YEARS	PART NO.	DESCRIPTION
8	Intake	61	V-1532 Std Only	VINTAGE; 1.8820" Head Dia., 0.3409" Stem Dia., 4.8543" O.A.L.
QTY	VALVE SPRING	YEARS	PART NO.	DESCRIPTION
16	Spring	61	VS-445 Std Only	VINTAGE; Loc. Inner; 1.8120" Free Height
16	Spring	61	VS-446 Std Only	VINTAGE; Loc. Outer; 1.9800" Free Height
QTY	VALVE SEAL	YEARS	PART NO.	DESCRIPTION
16	Valve Stem Seal	61	MV-1233C Std Only	O-Ring; (RBB) Rubber
16	Valve Stem Seal	61	ST-2092 Std Only	Positive type, Metal Clad; (RBB) Rubber
16	Valve Stem Seal	61	ST-2003 Std Only	Positive type; Installation requires valve guide machining; (RBB) Rubber
16	Valve Stem Seal Bulk	61	MV-1233 Std Only	O-Ring; Carton of 100; (RBB) Rubber
16	Valve Stem Seal Bulk	61	ST-2003BC Std Only	Positive type; Installation requires valve guide machining; Carton of 100; (RBB) Rubber
QTY	VALVE SEAT	YEARS	PART NO.	DESCRIPTION
8	Seat	61	245-1937-1 Std Only	Loc. Int.; 1.9425" OD, 1.6875" ID, 0.2480" Depth
QTY	VALVE, MISC	YEARS	PART NO.	DESCRIPTION
32	Keeper	61	VK-115A Std Only	1 groove; Square cut key groove; Carton pack 24
32	Keeper	61	VK-115 Std Only	1 groove; Square cut key groove; Carton pack 32
32	Keeper	61	VK-115R Std Only	1 groove; Square cut key groove; Hardened
32	Keeper, Bulk	61	VK-115B Std Only	1 groove; Square cut key groove; Carton of 1000
16	Spring Insert	61	259-301A Std Only	VINTAGE; .060"; Carton of 100
QTY	PISTON	YEARS	PART NO.	DESCRIPTION
8	Cast Piston	61	288P Std-30-40-60	VINTAGE; Cast; .9804" Pin Dia.; 2 Rings 5/64 Groove, 1 Ring 3/16 Groove, 1.700 CD, Flat Head w/4 valve reliefs - 10.1:1 C.R.
8	Cast Piston - Individual	61	W288P Std-30-40-60	VINTAGE; Cast; .9804" Pin Dia.; 2 Rings 5/64 Groove, 1 Ring 3/16 Groove, 1.700 CD, Flat Head w/4 valve reliefs - 10.1:1 C.R.
QTY	RINGS	YEARS	PART NO.	DESCRIPTION
1	Premium Set	61	E-253K 30 30-40-60	VINTAGE; 2-5/64, 1-3/16; Premium Moly
1	Standard Set	61	E-253X Std-30-40-60	VINTAGE; 2-5/64, 1-3/16; Iron
QTY	ENGINE BEARINGS	YEARS	PART NO.	DESCRIPTION
1	Main Set	61	113M Std-10-20	Performance; 3/4 grooved
1	Main Set	61	4040M Std-1-10-20-30	VINTAGE; Grooved upper main brgs.
1	Rod Set	61	8-7050CH Std-10-20	Performance
1	Cam Set	61	1146M Std Only	VINTAGE
QTY	OIL PUMP	YEARS	PART NO.	DESCRIPTION
1	Oil Pump	61	224-43364S	High Pressure; 3/4" inlet tube; Incl. screen
1	Inter. Shaft	61	224-61236	
1	Screen Assy.	61	224-11236	3/4" inlet tube
QTY	FREEZE PLUGS	YEARS	PART NO.	DESCRIPTION
1	Brass Block Plug Kit	61	381-8021	VINTAGE
1	Steel Block Plug Kit	61	381-4028	
1	Brass Deep Cup Freeze Plug	61	381-9010	0.938" Diameter
1	Brass Deep Cup Freeze Plug	61	381-9026	1.953" Diameter
1	Steel Deep Cup Freeze Plug	61	381-3039	0.938" Diameter
1	Steel Deep Cup Freeze Plug	61	381-3042	1.953" Diameter
1	Steel Deep Cup Freeze Plug	61	381-3112	2.063" Diameter

VALVE TRAIN

BLOCK

GM Car (Incl. Buick, Cad., Chev., Olds., Pontiac)

463 389 6.4L (6376cc) OHV V8 (16 Valve) (Pontiac), 4.0625" Bore (GMC Eng.), 2 Bbl. "Eng. Code W7" 1961

QTY	TIMING	YEARS	PART NO.	DESCRIPTION
1	3 Piece Set	61	KT3-350S	VINTAGE; 223-305, 223-371 not sold separately; (1) 222-350; (1) 223-305; (1) 223-371
1	CAMSHAFT/LIFTER Camshaft	61	CS-187	DESCRIPTION Pontiac Star Chief Base; VINTAGE; Hydraulic, (050) Duration at .050 Lobe Lift, 190 Exh., 190 Int., 111 Degrees Lobe Separation
1	Camshaft	61	CS-187	VINTAGE; w/A/T; Hydraulic, (050) Duration at .050 Lobe Lift, 190 Exh., 190 Int., 111 Degrees Lobe Separation
1	Prelube		55-403 Std Only	1.5 oz. packet
1	Prelube		55-400 Std Only	4 oz. bottle; 1.5 oz. packet No. 55-403 also avail.
16	Lifter	61	HT-951 Std Only	Hyd.
16	Lifter, Bulk	61	HT-951B Std Only	Hyd.; Carton of 128
V	PUSH ROD	YEARS	PART NO.	DESCRIPTION
16	Push Rod	61	RP-3164 Std-35-60	8.6930" O.A.L.
16	Push Rod	61	RP-3213R Std Only	Chrome-Moly; 8.6900" O.A.L.
QTY	ROCKER PARTS	YEARS	PART NO.	DESCRIPTION
16	Arm Assy.	61	R-848 Std Only	VINTAGE; Incl. arm & ball
16	Arm	61	R-848A Std Only	
QTY	VALVE	YEARS	PART NO.	DESCRIPTION
8	Intake	61	V-1532 Std Only	VINTAGE; 1.8820" Head Dia., 0.3409" Stem Dia., 4.8543" O.A.L.
QTY	VALVE SPRING	YEARS	PART NO.	DESCRIPTION
16	Spring	61	VS-445 Std Only	VINTAGE; Loc. Inner; 1.8120" Free Height
16	Spring	61	VS-446 Std Only	VINTAGE; Loc. Outer; 1.9800" Free Height
QTY	VALVE SEAL	YEARS	PART NO.	DESCRIPTION
16	Valve Stem Seal	61	MV-1233C Std Only	O-Ring; (RBB) Rubber
16	Valve Stem Seal	61	ST-2092 Std Only	Positive type, Metal Clad; (RBB) Rubber
16	Valve Stem Seal	61	ST-2003 Std Only	Positive type; Installation requires valve guide machining; (RBB) Rubber
16	Valve Stem Seal Bulk	61	MV-1233 Std Only	O-Ring; Carton of 100; (RBB) Rubber
16	Valve Stem Seal Bulk	61	ST-2003BC Std Only	Positive type; Installation requires valve guide machining; Carton of 100; (RBB) Rubber
QTY	VALVE SEAT	YEARS	PART NO.	DESCRIPTION
8	Seat	61	245-1937-1 Std Only	Loc. Int.; 1.9425" OD, 1.6875" ID, 0.2480" Depth
QTY	VALVE, MISC	YEARS	PART NO.	DESCRIPTION
32	Keeper	61	VK-115A Std Only	1 groove; Square cut key groove; Carton pack 24
32	Keeper	61	VK-115 Std Only	1 groove; Square cut key groove; Carton pack 32
32	Keeper	61	VK-115R Std Only	1 groove; Square cut key groove; Hardened
32	Keeper, Bulk	61	VK-115B Std Only	1 groove; Square cut key groove; Carton of 1000
16	Spring Insert	61	259-301A Std Only	VINTAGE; .060"; Carton of 100
QTY	PISTON	YEARS	PART NO.	DESCRIPTION
8	Cast Piston	61	288P Std-30-40-60	VINTAGE; Cast; .9804" Pin Dia.; 2 Rings 5/64 Groove, 1 Ring 3/16 Groove, 1.700 CD, Flat Head w/4 valve reliefs - 10.1:1 C.R.
8	Cast Piston - Individual	61	W288P Std-30-40-60	VINTAGE; Cast; .9804" Pin Dia.; 2 Rings 5/64 Groove, 1 Ring 3/16 Groove, 1.700 CD, Flat Head w/4 valve reliefs - 10.1:1 C.R.
QTY	RINGS	YEARS	PART NO.	DESCRIPTION
1	Premium Set	61	E-253K 30 30-40-60	VINTAGE; 2-5/64, 1-3/16; Premium Moly
1	Standard Set	61	E-253X Std-30-40-60	VINTAGE; 2-5/64, 1-3/16; Iron
QTY	ENGINE BEARINGS	YEARS	PART NO.	DESCRIPTION
1	Main Set	61	113M Std-10-20	Performance; 3/4 grooved
1	Main Set	61	4040M Std-1-10-20-30	VINTAGE; Grooved upper main brgs.
1	Rod Set	61	8-7050CH Std-10-20	Performance
1	Cam Set	61	1146M Std Only	VINTAGE
QTY	OIL PUMP	YEARS	PART NO.	DESCRIPTION
1	Oil Pump	61	224-43364S	High Pressure; 3/4" inlet tube; Incl. screen
1	Inter. Shaft	61	224-61236	
1	Screen Assy.	61	224-11236	3/4" inlet tube
QTY	FREEZE PLUGS	YEARS	PART NO.	DESCRIPTION
1	Brass Block Plug Kit	61	381-8021	VINTAGE
1	Steel Block Plug Kit	61	381-4028	
1	Brass Deep Cup Freeze Plug	61	381-9010	0.938" Diameter
1	Brass Deep Cup Freeze Plug	61	381-9026	1.953" Diameter
1	Steel Deep Cup Freeze Plug	61	381-3039	0.938" Diameter
1	Steel Deep Cup Freeze Plug	61	381-3042	1.953" Diameter
1	Steel Deep Cup Freeze Plug	61	381-3112	2.063" Diameter

VALVE TRAIN

VALVE TRAIN

BLOCK

BLOCK

GM Car (Incl. Buick, Cad., Chev., Olds., Pontiac)

389 6.4L (6376cc) OHV V8 (16 Valve) (Pontiac), 4.0625" Bore (GMC Eng.), 2 Bbl. "Eng. Code WA" 1966-1965 464

QTY	TIMING	YEARS	PART NO.	DESCRIPTION
1	3 Piece Set	66-65	KT3-350S	VINTAGE; 223-305, 223-371 not sold separately; (1) 222-350; (1) 223-305; (1) 223-371
1	CAMSHAFT/LIFTER Camshaft	66-65	CS-641	DESCRIPTION VINTAGE; 10.5:1 C.R.; Hydraulic, (050) Duration at .050 Lobe Lift, 208 Exh., 198 Int., 111 Degrees Lobe Separation
1	Prelube		55-403 Std Only	1.5 oz. packet
1	Prelube		55-400 Std Only	4 oz. bottle; 1.5 oz. packet No. 55-403 also avail.
16	Lifter	66-65	HT-951 Std Only	Hyd.
16	Lifter, Bulk	66-65	HT-951B Std Only	Hyd.; Carton of 128
16	PUSH ROD Push Rod	66-65	RP-3164 Std-35-60	8.6930" O.A.L.
16	Push Rod	66-65	RP-3213R Std Only	Chrome-Moly; 8.6900" O.A.L.
16	ROCKER PARTS Arm Assy.	66-65	R-848 Std Only	VINTAGE; Incl. arm & ball
16	Arm	66-65	R-848A Std Only	
8	VALVE Exhaust	66-65	V-1813 Std Only	DESCRIPTION VINTAGE; 10.5:1 C.R.; Chrome plated stem; 1.6400" Head Dia., 0.3410" Stem Dia., 4.8760" O.A.L.
8	Intake	66-65	V-1743 Std Only	VINTAGE; 10.5:1 C.R.; 1.9190" Head Dia., 0.3407" Stem Dia., 4.8940" O.A.L.
16	VALVE SPRING Spring	66-65	VS-651 Std Only	DESCRIPTION VINTAGE; Loc. Inner; 1.7600" Free Height
16	Spring	66-65	VS-665 Std Only	VINTAGE; Loc. Outer; 1.9400" Free Height
16	VALVE SEAL Valve Stem Seal	66-65	MV-1233C Std Only	DESCRIPTION O-Ring; (RBB) Rubber
16	Valve Stem Seal	66-65	ST-2092 Std Only	Positive type, Metal Clad; (RBB) Rubber
16	Valve Stem Seal	66-65	ST-2003 Std Only	Positive type; Installation requires valve guide machining; (RBB) Rubber
16	Valve Stem Seal Bulk	66-65	MV-1233 Std Only	O-Ring; Carton of 100; (RBB) Rubber
16	Valve Stem Seal Bulk	66-65	ST-2003BC Std Only	Positive type; Installation requires valve guide machining; Carton of 100; (RBB) Rubber
8	VALVE SEAT Seat	66-65	245-1750-2 Std Only	DESCRIPTION Loc. Exh.; 1.7550" OD, 1.5000" ID, 0.2160" Depth
8	Seat	66-65	245-1750-2N Std Only	Loc. Exh.; Premium Material; 1.7550" OD, 1.5000" ID, 0.2160" Depth
8	Seat	66-65	245-2000-1 Std Only	Loc. Int.; 2.0055" OD, 1.7500" ID, 0.2160" Depth
32	VALVE, MISC Keeper	66-65	VK-115A Std Only	DESCRIPTION 1 groove; Square cut key groove; Carton pack 24
32	Keeper	66-65	VK-115 Std Only	1 groove; Square cut key groove; Carton pack 32
32	Keeper	66-65	VK-115R Std Only	1 groove; Square cut key groove; Hardened
32	Keeper, Bulk	66-65	VK-115B Std Only	1 groove; Square cut key groove; Carton of 1000
16	Spring Insert	66-65	259-301A Std Only	VINTAGE; .060"; Carton of 100
8	PISTON Cast Piston	66-65	288P Std-30-40-60	DESCRIPTION VINTAGE; Cast; .9804" Pin Dia.; 2 Rings 5/64 Groove, 1 Ring 3/16 Groove, 1.700 CD, Flat Head w/4 valve reliefs - 10.1:1 C.R.
8	Cast Piston - Individual	66-65	W288P Std-30-40-60	VINTAGE; Cast; .9804" Pin Dia.; 2 Rings 5/64 Groove, 1 Ring 3/16 Groove, 1.700 CD, Flat Head w/4 valve reliefs - 10.1:1 C.R.
8	POWERFORGED Piston-Individual	66	WL-2269F 30 30-40-60	Powerforged; 0.9802" Pin Dia.; 2 Rings 5/64 Groove, 1 Ring 3/16 Groove, 1.717 CD, Flat Head w/4 valve reliefs. DUROSHIELD® skirt coated piston.
1	RINGS Premium Set	66-65	E-253K 30 30-40-60	DESCRIPTION VINTAGE; 2-5/64, 1-3/16; Premium Moly
1	Standard Set	66-65	E-253X Std-30-40-60	VINTAGE; 2-5/64, 1-3/16; Iron
1	ENGINE BEARINGS Main Set	66-65	113M Std-10-20	DESCRIPTION Performance; 3/4 grooved
1	Main Set	66-65	4040M Std-1-10-20-30	VINTAGE; Grooved upper main brgs.
1	Rod Set	66-65	8-7050CH Std-10-20	Performance
1	Cam Set	66-65	1220M Std Only	
1	OIL PUMP Oil Pump	66-65	224-43364S	DESCRIPTION High Pressure; 3/4" inlet tube; Incl. screen
1	Inter. Shaft	66-65	224-61236	
1	Screen Assy.	66-65	224-11236	3/4" inlet tube
1	GASKETS Kit Gasket Set	66-65	260-1025	DESCRIPTION VINTAGE; Push rod cover gskt. not incl.

(continued on next page)

GM Car (Incl. Buick, Cad., Chev., Olds., Pontiac)

464 389 6.4L (6376cc) OHV V8 (16 Valve) (Pontiac), 4.0625" Bore (GMC Eng.), 2 Bbl. "Eng. Code WA" 1966-1965
(cont.)

BLOCK	QTY	FREEZE PLUGS	YEARS	PART NO.	DESCRIPTION	BLOCK
	1	Brass Block Plug Kit	66-65	381-8021	VINTAGE	
	1	Steel Block Plug Kit	66-65	381-4028		
	1	Brass Deep Cup Freeze Plug	66-65	381-9010	0.938" Diameter	
	1	Brass Deep Cup Freeze Plug	66-65	381-9026	1.953" Diameter	
	1	Steel Deep Cup Freeze Plug	66-65	381-3039	0.938" Diameter	
	1	Steel Deep Cup Freeze Plug	66-65	381-3042	1.953" Diameter	
	1	Steel Deep Cup Freeze Plug	66-65	381-3112	2.063" Diameter	

465 389 6.4L (6376cc) OHV V8 (16 Valve) (Pontiac), 4.0625" Bore (GMC Eng.), 2 Bbl. "Eng. Code WB" 1966-1965

VALVE TRAIN	QTY	TIMING	YEARS	PART NO.	DESCRIPTION	VALVE TRAIN
	1	3 Piece Set	66-65	KT3-350S	VINTAGE; 223-305, 223-371 not sold separately; (1) 222-350; (1) 223-305; (1) 223-371	
	1	CAMSHAFT/LIFTER	66-65	CS-641	VINTAGE; 10.5:1 C.R.; Hydraulic, (050) Duration at .050 Lobe Lift, 208 Exh., 198 Int., 111 Degrees Lobe Separation	
	1	Prelube		55-403 Std Only	1.5 oz. packet	
	1	Prelube		55-400 Std Only	4 oz. bottle; 1.5 oz. packet No. 55-403 also avail.	
	16	Lifter	66-65	HT-951 Std Only	Hyd.	
	16	Lifter, Bulk	66-65	HT-951B Std Only	Hyd.; Carton of 128	
	16	PUSH ROD	66-65	RP-3164 Std-35-60	8.6930" O.A.L.	
	16	Push Rod	66-65	RP-3213R Std Only	Chrome-Moly; 8.6900" O.A.L.	
	16	ROCKER PARTS	66-65	R-848 Std Only	VINTAGE; Incl. arm & ball	
	16	Arm	66-65	R-848A Std Only		
	8	VALVE	66-65	V-1813 Std Only	VINTAGE; 10.5:1 C.R.; Chrome plated stem; 1.6400" Head Dia., 0.3410" Stem Dia., 4.8760" O.A.L.	
	8	Intake	66-65	V-1743 Std Only	VINTAGE; 10.5:1 C.R.; 1.9190" Head Dia., 0.3407" Stem Dia., 4.8940" O.A.L.	
	16	VALVE SPRING	66-65	VS-651 Std Only	VINTAGE; Loc. Inner; 1.7600" Free Height	
	16	Spring	66-65	VS-665 Std Only	VINTAGE; Loc. Outer; 1.9400" Free Height	
	16	VALVE SEAL	66-65	MV-1233C Std Only	O-Ring; (RBB) Rubber	
	16	Valve Stem Seal	66-65	ST-2092 Std Only	Positive type, Metal Clad; (RBB) Rubber	
	16	Valve Stem Seal	66-65	ST-2003 Std Only	Positive type; Installation requires valve guide machining; (RBB) Rubber	
	16	Valve Stem Seal Bulk	66-65	MV-1233 Std Only	O-Ring; Carton of 100; (RBB) Rubber	
	16	Valve Stem Seal Bulk	66-65	ST-2003BC Std Only	Positive type; Installation requires valve guide machining; Carton of 100; (RBB) Rubber	
	8	VALVE SEAT	66-65	245-1750-2 Std Only	Loc. Exh.; 1.7550" OD, 1.5000" ID, 0.2160" Depth	
	8	Seat	66-65	245-1750-2N Std Only	Loc. Exh.; Premium Material; 1.7550" OD, 1.5000" ID, 0.2160" Depth	
	8	Seat	66-65	245-2000-1 Std Only	Loc. Int.; 2.0055" OD, 1.7500" ID, 0.2160" Depth	
	32	VALVE, MISC	66-65	VK-115A Std Only	1 groove; Square cut key groove; Carton pack 24	
	32	Keeper	66-65	VK-115 Std Only	1 groove; Square cut key groove; Carton pack 32	
	32	Keeper	66-65	VK-115R Std Only	1 groove; Square cut key groove; Hardened	
	32	Keeper, Bulk	66-65	VK-115B Std Only	1 groove; Square cut key groove; Carton of 1000	
	16	Spring Insert	66-65	259-301A Std Only	VINTAGE; .060"; Carton of 100	
	8	PISTON	66-65	288P Std-30-40-60	VINTAGE; Cast; .9804" Pin Dia.; 2 Rings 5/64 Groove, 1 Ring 3/16 Groove, 1.700 CD, Flat Head w/4 valve reliefs - 10.1:1 C.R.	
	8	Cast Piston - Individual	66-65	W288P Std-30-40-60	VINTAGE; Cast; .9804" Pin Dia.; 2 Rings 5/64 Groove, 1 Ring 3/16 Groove, 1.700 CD, Flat Head w/4 valve reliefs - 10.1:1 C.R.	
	8	POWERFORGED Piston-Individual	66	WL-2269F 30 30-40-60	Powerforged; 0.9802" Pin Dia.; 2 Rings 5/64 Groove, 1 Ring 3/16 Groove, 1.717 CD, Flat Head w/4 valve reliefs. DUROSHIELD® skirt coated piston.	
	1	RINGS	66-65	E-253K 30 30-40-60	VINTAGE; 2-5/64, 1-3/16; Premium Moly	
	1	Standard Set	66-65	E-253X Std-30-40-60	VINTAGE; 2-5/64, 1-3/16; Iron	
	1	ENGINE BEARINGS	66-65	113M Std-10-20	Performance; 3/4 grooved	

(continued on next page)

GM Car (Incl. Buick, Cad., Chev., Olds., Pontiac)

389 6.4L (6376cc) OHV V8 (16 Valve) (Pontiac), 4.0625" Bore (GMC Eng.), 2 Bbl. "Eng. Code WB" 1966-1965 465
(cont.)

	QTY	ENGINE BEARINGS	YEARS	PART NO.	DESCRIPTION
BLOCK	1	(cont.) Main Set	66-65	4040M Std-1-10-20-30	VINTAGE; Grooved upper main brgs.
	1	Rod Set	66-65	8-7050CH Std-10-20	Performance
	1	Cam Set	66-65	1220M Std Only	
	1	OIL PUMP	66-65	224-43364S	High Pressure; 3/4" inlet tube; Incl. screen
	1	Oil Pump	66-65	224-61236	
	1	Inter. Shaft	66-65	224-11236	3/4" inlet tube
	1	Screen Assy.	66-65		
	1	GASKETS	66-65	260-1025	VINTAGE; Push rod cover gskt. not incl.
	1	Kit Gasket Set	66-65		
	1	FREEZE PLUGS	66-65	381-8021	VINTAGE
1	Brass Block Plug Kit	66-65	381-4028		
1	Steel Block Plug Kit	66-65	381-9010	0.938" Diameter	
1	Brass Deep Cup Freeze Plug	66-65	381-9026	1.953" Diameter	
1	Brass Deep Cup Freeze Plug	66-65	381-3039	0.938" Diameter	
1	Steel Deep Cup Freeze Plug	66-65	381-3042	1.953" Diameter	
1	Steel Deep Cup Freeze Plug	66-65	381-3112	2.063" Diameter	

389 6.4L (6376cc) OHV V8 (16 Valve) (Pontiac), 4.0625" Bore (GMC Eng.), 2 Bbl. "Eng. Code WC" 1966-1965 466

	QTY	TIMING	YEARS	PART NO.	DESCRIPTION
VALVE TRAIN	1	3 Piece Set	66-65	KT3-350S	VINTAGE; 223-305, 223-371 not sold separately; (1) 222-350; (1) 223-305; (1) 223-371
	1	CAMSHAFT/LIFTER	66-65	CS-641	VINTAGE; 10.5:1 C.R.; Hydraulic, (050) Duration at .050 Lobe Lift, 208 Exh., 198 Int., 111 Degrees Lobe Separation
	1	Prelube		55-403 Std Only	1.5 oz. packet
	1	Prelube		55-400 Std Only	4 oz. bottle; 1.5 oz. packet No. 55-403 also avail.
	16	Lifter	66-65	HT-951 Std Only	Hyd.
	16	Lifter, Bulk	66-65	HT-951B Std Only	Hyd.; Carton of 128
	16	PUSH ROD	66-65	RP-3164 Std-35-60	8.6930" O.A.L.
	16	Push Rod	66-65	RP-3213R Std Only	Chrome-Moly; 8.6900" O.A.L.
	16	ROCKER PARTS	66-65	R-848 Std Only	VINTAGE; Incl. arm & ball
	16	Arm Assy.	66-65	R-848A Std Only	
8	VALVE	66-65	V-1813 Std Only	VINTAGE; 10.5:1 C.R.; Chrome plated stem; 1.6400" Head Dia., 0.3410" Stem Dia., 4.8760" O.A.L.	
8	Exhaust	66-65	V-1743 Std Only	VINTAGE; 10.5:1 C.R.; 1.9190" Head Dia., 0.3407" Stem Dia., 4.8940" O.A.L.	
16	VALVE SPRING	66-65	VS-651 Std Only	VINTAGE; Loc. Inner; 1.7600" Free Height	
16	Spring	66-65	VS-665 Std Only	VINTAGE; Loc. Outer; 1.9400" Free Height	
16	VALVE SEAL	66-65	MV-1233C Std Only	O-Ring; (RBB) Rubber	
16	Valve Stem Seal	66-65	ST-2092 Std Only	Positive type, Metal Clad; (RBB) Rubber	
16	Valve Stem Seal	66-65	ST-2003 Std Only	Positive type; Installation requires valve guide machining; (RBB) Rubber	
16	Valve Stem Seal Bulk	66-65	MV-1233 Std Only	O-Ring; Carton of 100; (RBB) Rubber	
16	Valve Stem Seal Bulk	66-65	ST-2003BC Std Only	Positive type; Installation requires valve guide machining; Carton of 100; (RBB) Rubber	
8	VALVE SEAT	66-65	245-1750-2 Std Only	Loc. Exh.; 1.7550" OD, 1.5000" ID, 0.2160" Depth	
8	Seat	66-65	245-1750-2N Std Only	Loc. Exh.; Premium Material; 1.7550" OD, 1.5000" ID, 0.2160" Depth	
8	Seat	66-65	245-2000-1 Std Only	Loc. Int.; 2.0055" OD, 1.7500" ID, 0.2160" Depth	
32	VALVE, MISC	66-65	VK-115A Std Only	1 groove; Square cut key groove; Carton pack 24	
32	Keeper	66-65	VK-115 Std Only	1 groove; Square cut key groove; Carton pack 32	
32	Keeper	66-65	VK-115R Std Only	1 groove; Square cut key groove; Hardened	
32	Keeper, Bulk	66-65	VK-115B Std Only	1 groove; Square cut key groove; Carton of 1000	
16	Spring Insert	66-65	259-301A Std Only	VINTAGE; .060"; Carton of 100	

(continued on next page)

GM Car (Incl. Buick, Cad., Chev., Olds., Pontiac)

466 389 6.4L (6376cc) OHV V8 (16 Valve) (Pontiac), 4.0625" Bore (GMC Eng.), 2 Bbl. "Eng. Code WC" 1966-1965
(cont.)

QTY	PISTON	YEARS	PART NO.	DESCRIPTION
8	Cast Piston	66-65	288P Std-30-40-60	VINTAGE; Cast; .9804" Pin Dia.; 2 Rings 5/64 Groove, 1 Ring 3/16 Groove, 1.700 CD, Flat Head w/4 valve reliefs - 10.1:1 C.R.
8	Cast Piston - Individual	66-65	W288P Std-30-40-60	VINTAGE; Cast; .9804" Pin Dia.; 2 Rings 5/64 Groove, 1 Ring 3/16 Groove, 1.700 CD, Flat Head w/4 valve reliefs - 10.1:1 C.R.
8	POWERFORGED Piston-Individual	66	WL-2269F 30 30-40-60	Powerforged; 0.9802" Pin Dia.; 2 Rings 5/64 Groove, 1 Ring 3/16 Groove, 1.717 CD, Flat Head w/4 valve reliefs. DUROSHIELD® skirt coated piston.
QTY	RINGS	YEARS	PART NO.	DESCRIPTION
1	Premium Set	66-65	E-253K 30 30-40-60	VINTAGE; 2-5/64, 1-3/16; Premium Moly
1	Standard Set	66-65	E-253X Std-30-40-60	VINTAGE; 2-5/64, 1-3/16; Iron
QTY	ENGINE BEARINGS	YEARS	PART NO.	DESCRIPTION
1	Main Set	66-65	113M Std-10-20	Performance; 3/4 grooved
1	Main Set	66-65	4040M Std-1-10-20-30	VINTAGE; Grooved upper main brgs.
1	Rod Set	66-65	8-7050CH Std-10-20	Performance
1	Cam Set	66-65	1220M Std Only	
QTY	OIL PUMP	YEARS	PART NO.	DESCRIPTION
1	Oil Pump	66-65	224-43364S	High Pressure; 3/4" inlet tube; Incl. screen
1	Inter. Shaft	66-65	224-61236	
1	Screen Assy.	66-65	224-11236	3/4" inlet tube
QTY	GASKETS	YEARS	PART NO.	DESCRIPTION
1	Kit Gasket Set	66-65	260-1025	VINTAGE; Push rod cover gskt. not incl.
QTY	FREEZE PLUGS	YEARS	PART NO.	DESCRIPTION
1	Brass Block Plug Kit	66-65	381-8021	VINTAGE
1	Steel Block Plug Kit	66-65	381-4028	
1	Brass Deep Cup Freeze Plug	66-65	381-9010	0.938" Diameter
1	Brass Deep Cup Freeze Plug	66-65	381-9026	1.953" Diameter
1	Steel Deep Cup Freeze Plug	66-65	381-3039	0.938" Diameter
1	Steel Deep Cup Freeze Plug	66-65	381-3042	1.953" Diameter
1	Steel Deep Cup Freeze Plug	66-65	381-3112	2.063" Diameter

467 389 6.4L (6376cc) OHV V8 (16 Valve) (Pontiac), 4.0625" Bore (GMC Eng.), 4 Bbl. "Eng. Code WD" 1965

QTY	TIMING	YEARS	PART NO.	DESCRIPTION
1	3 Piece Set	65	KT3-350S	VINTAGE; 223-305, 223-371 not sold separately; (1) 222-350; (1) 223-305; (1) 223-371
QTY	CAMSHAFT/LIFTER	YEARS	PART NO.	DESCRIPTION
1	Camshaft	65	CS-641	VINTAGE; 10.5:1 C.R.; Hydraulic, (050) Duration at .050 Lobe Lift, 208 Exh., 198 Int., 111 Degrees Lobe Separation
1	Prelube		55-403 Std Only	1.5 oz. packet
1	Prelube		55-400 Std Only	4 oz. bottle; 1.5 oz. packet No. 55-403 also avail.
16	Lifter	65	HT-951 Std Only	Hyd.
16	Lifter, Bulk	65	HT-951B Std Only	Hyd.; Carton of 128
QTY	PUSH ROD	YEARS	PART NO.	DESCRIPTION
16	Push Rod	65	RP-3164 Std-35-60	8.6930" O.A.L.
16	Push Rod	65	RP-3213R Std Only	Chrome-Moly; 8.6900" O.A.L.
QTY	ROCKER PARTS	YEARS	PART NO.	DESCRIPTION
16	Arm Assy.	65	R-848 Std Only	VINTAGE; Incl. arm & ball
16	Arm	65	R-848A Std Only	
QTY	VALVE	YEARS	PART NO.	DESCRIPTION
8	Exhaust	65	V-1813 Std Only	VINTAGE; 10.5:1 C.R.; Chrome plated stem; 1.6400" Head Dia., 0.3410" Stem Dia., 4.8760" O.A.L.
8	Intake	65	V-1743 Std Only	VINTAGE; 10.5:1 C.R.; 1.9190" Head Dia., 0.3407" Stem Dia., 4.8940" O.A.L.
QTY	VALVE SPRING	YEARS	PART NO.	DESCRIPTION
16	Spring	65	VS-651 Std Only	VINTAGE; Loc. Inner; 1.7600" Free Height
16	Spring	65	VS-665 Std Only	VINTAGE; Loc. Outer; 1.9400" Free Height
QTY	VALVE SEAL	YEARS	PART NO.	DESCRIPTION
16	Valve Stem Seal	65	MV-1233C Std Only	O-Ring; (RBB) Rubber
16	Valve Stem Seal	65	ST-2092 Std Only	Positive type, Metal Clad; (RBB) Rubber
16	Valve Stem Seal	65	ST-2003 Std Only	Positive type; Installation requires valve guide machining; (RBB) Rubber
16	Valve Stem Seal Bulk	65	MV-1233 Std Only	O-Ring; Carton of 100; (RBB) Rubber
16	Valve Stem Seal Bulk	65	ST-2003BC Std Only	Positive type; Installation requires valve guide machining; Carton of 100; (RBB) Rubber

(continued on next page)

GM Car (Incl. Buick, Cad., Chev., Olds., Pontiac)

389 6.4L (6376cc) OHV V8 (16 Valve) (Pontiac), 4.0625" Bore (GMC Eng.), 4 Bbl. "Eng. Code WD" 1965 467 (cont.)

QTY	VALVE SEAT	YEARS	PART NO.	DESCRIPTION
8	Seat	65	245-1750-2 Std Only	Loc. Exh.; 1.7550" OD, 1.5000" ID, 0.2160" Depth
8	Seat	65	245-1750-2N Std Only	Loc. Exh.; Premium Material; 1.7550" OD, 1.5000" ID, 0.2160" Depth
8	Seat	65	245-2000-1 Std Only	Loc. Int.; 2.0055" OD, 1.7500" ID, 0.2160" Depth
QTY	VALVE, MISC	YEARS	PART NO.	DESCRIPTION
32	Keeper	65	VK-115A Std Only	1 groove; Square cut key groove; Carton pack 24
32	Keeper	65	VK-115 Std Only	1 groove; Square cut key groove; Carton pack 32
32	Keeper	65	VK-115R Std Only	1 groove; Square cut key groove; Hardened
32	Keeper, Bulk	65	VK-115B Std Only	1 groove; Square cut key groove; Carton of 1000
16	Spring Insert	65	259-301A Std Only	VINTAGE; .060"; Carton of 100
QTY	PISTON	YEARS	PART NO.	DESCRIPTION
8	Cast Piston	65	288P Std-30-40-60	VINTAGE; Cast; .9804" Pin Dia.; 2 Rings 5/64 Groove, 1 Ring 3/16 Groove, 1.700 CD, Flat Head w/4 valve reliefs - 10.1:1 C.R.
8	Cast Piston - Individual	65	W288P Std-30-40-60	VINTAGE; Cast; .9804" Pin Dia.; 2 Rings 5/64 Groove, 1 Ring 3/16 Groove, 1.700 CD, Flat Head w/4 valve reliefs - 10.1:1 C.R.
QTY	RINGS	YEARS	PART NO.	DESCRIPTION
1	Premium Set	65	E-253K 30 30-40-60	VINTAGE; 2-5/64, 1-3/16; Premium Moly
1	Standard Set	65	E-253X Std-30-40-60	VINTAGE; 2-5/64, 1-3/16; Iron
QTY	ENGINE BEARINGS	YEARS	PART NO.	DESCRIPTION
1	Main Set	65	113M Std-10-20	Performance; 3/4 grooved
1	Main Set	65	4040M Std-1-10-20-30	VINTAGE; Grooved upper main brgs.
1	Rod Set	65	8-7050CH Std-10-20	Performance
1	Cam Set	65	1220M Std Only	
QTY	OIL PUMP	YEARS	PART NO.	DESCRIPTION
1	Oil Pump	65	224-43364S	High Pressure; 3/4" inlet tube; Incl. screen
1	Inter. Shaft	65	224-61236	
1	Screen Assy.	65	224-11236	3/4" inlet tube
QTY	GASKETS	YEARS	PART NO.	DESCRIPTION
1	Kit Gasket Set	65	260-1025	VINTAGE; Push rod cover gskt. not incl.
QTY	FREEZE PLUGS	YEARS	PART NO.	DESCRIPTION
1	Brass Block Plug Kit	65	381-8021	VINTAGE
1	Steel Block Plug Kit	65	381-4028	
1	Brass Deep Cup Freeze Plug	65	381-9010	0.938" Diameter
1	Brass Deep Cup Freeze Plug	65	381-9026	1.953" Diameter
1	Steel Deep Cup Freeze Plug	65	381-3039	0.938" Diameter
1	Steel Deep Cup Freeze Plug	65	381-3042	1.953" Diameter
1	Steel Deep Cup Freeze Plug	65	381-3112	2.063" Diameter

389 6.4L (6376cc) OHV V8 (16 Valve) (Pontiac), 4.0625" Bore (GMC Eng.), 4 Bbl. "Eng. Code WE" 1966-1965 468

QTY	TIMING	YEARS	PART NO.	DESCRIPTION
1	3 Piece Set	66-65	KT3-350S	VINTAGE; 223-305, 223-371 not sold separately; (1) 222-350; (1) 223-305; (1) 223-371
QTY	CAMSHAFT/LIFTER	YEARS	PART NO.	DESCRIPTION
1	Camshaft	66-65	CS-641	VINTAGE; 10.5:1 C.R.; Hydraulic, (050) Duration at .050 Lobe Lift, 208 Exh., 198 Int., 111 Degrees Lobe Separation
1	Prelube		55-403 Std Only	1.5 oz. packet
1	Prelube		55-400 Std Only	4 oz. bottle; 1.5 oz. packet No. 55-403 also avail.
16	Lifter	66-65	HT-951 Std Only	Hyd.
16	Lifter, Bulk	66-65	HT-951B Std Only	Hyd.; Carton of 128
QTY	PUSH ROD	YEARS	PART NO.	DESCRIPTION
16	Push Rod	66-65	RP-3164 Std-35-60	8.6930" O.A.L.
16	Push Rod	66-65	RP-3213R Std Only	Chrome-Moly; 8.6900" O.A.L.
QTY	ROCKER PARTS	YEARS	PART NO.	DESCRIPTION
16	Arm Assy.	66-65	R-848 Std Only	VINTAGE; Incl. arm & ball
16	Arm	66-65	R-848A Std Only	
QTY	VALVE	YEARS	PART NO.	DESCRIPTION
8	Exhaust	66-65	V-1813 Std Only	VINTAGE; 10.5:1 C.R.; Chrome plated stem; 1.6400" Head Dia., 0.3410" Stem Dia., 4.8760" O.A.L.
8	Intake	66-65	V-1743 Std Only	VINTAGE; 10.5:1 C.R.; 1.9190" Head Dia., 0.3407" Stem Dia., 4.8940" O.A.L.
QTY	VALVE SPRING	YEARS	PART NO.	DESCRIPTION
16	Spring	66-65	VS-651 Std Only	VINTAGE; Loc. Inner; 1.7600" Free Height
16	Spring	66-65	VS-665 Std Only	VINTAGE; Loc. Outer; 1.9400" Free Height

(continued on next page)

GM Car (Incl. Buick, Cad., Chev., Olds., Pontiac)

468 389 6.4L (6376cc) OHV V8 (16 Valve) (Pontiac), 4.0625" Bore (GMC Eng.), 4 Bbl. "Eng. Code WE" 1966-1965
(cont.)

VALVE TRAIN	QTY	VALVE SEAL	YEARS	PART NO.	DESCRIPTION	VALVE TRAIN
	16	Valve Stem Seal	66-65	MV-1233C Std Only	O-Ring; (RBB) Rubber	
	16	Valve Stem Seal	66-65	ST-2092 Std Only	Positive type, Metal Clad; (RBB) Rubber	
	16	Valve Stem Seal	66-65	ST-2003 Std Only	Positive type; Installation requires valve guide machining; (RBB) Rubber	
	16	Valve Stem Seal Bulk	66-65	MV-1233 Std Only	O-Ring; Carton of 100; (RBB) Rubber	
	16	Valve Stem Seal Bulk	66-65	ST-2003BC Std Only	Positive type; Installation requires valve guide machining; Carton of 100; (RBB) Rubber	
	QTY	VALVE SEAT	YEARS	PART NO.	DESCRIPTION	
	8	Seat	66-65	245-1750-2 Std Only	Loc. Exh.; 1.7550" OD, 1.5000" ID, 0.2160" Depth	
	8	Seat	66-65	245-1750-2N Std Only	Loc. Exh.; Premium Material; 1.7550" OD, 1.5000" ID, 0.2160" Depth	
	8	Seat	66-65	245-2000-1 Std Only	Loc. Int.; 2.0055" OD, 1.7500" ID, 0.2160" Depth	
	QTY	VALVE, MISC	YEARS	PART NO.	DESCRIPTION	
	32	Keeper	66-65	VK-115A Std Only	1 groove; Square cut key groove; Carton pack 24	
	32	Keeper	66-65	VK-115 Std Only	1 groove; Square cut key groove; Carton pack 32	
	32	Keeper	66-65	VK-115R Std Only	1 groove; Square cut key groove; Hardened	
	32	Keeper, Bulk	66-65	VK-115B Std Only	1 groove; Square cut key groove; Carton of 1000	
	16	Spring Insert	66-65	259-301A Std Only	VINTAGE; .060"; Carton of 100	
	QTY	PISTON	YEARS	PART NO.	DESCRIPTION	
	8	Cast Piston	66-65	288P Std-30-40-60	VINTAGE; Cast; .9804" Pin Dia.; 2 Rings 5/64 Groove, 1 Ring 3/16 Groove, 1.700 CD, Flat Head w/4 valve reliefs - 10.1:1 C.R.	
	8	Cast Piston - Individual	66-65	W288P Std-30-40-60	VINTAGE; Cast; .9804" Pin Dia.; 2 Rings 5/64 Groove, 1 Ring 3/16 Groove, 1.700 CD, Flat Head w/4 valve reliefs - 10.1:1 C.R.	
	8	POWERFORGED Piston-Individual	66	WL-2269F 30 30-40-60	Powerforged; 0.9802" Pin Dia.; 2 Rings 5/64 Groove, 1 Ring 3/16 Groove, 1.717 CD, Flat Head w/4 valve reliefs. DUROSHIELD® skirt coated piston.	
	QTY	RINGS	YEARS	PART NO.	DESCRIPTION	
	1	Premium Set	66-65	E-253K 30 30-40-60	VINTAGE; 2-5/64, 1-3/16; Premium Moly	
	1	Standard Set	66-65	E-253X Std-30-40-60	VINTAGE; 2-5/64, 1-3/16; Iron	
	QTY	ENGINE BEARINGS	YEARS	PART NO.	DESCRIPTION	
	1	Main Set	66-65	113M Std-10-20	Performance; 3/4 grooved	
	1	Main Set	66-65	4040M Std-1-10-20-30	VINTAGE; Grooved upper main brgs.	
	1	Rod Set	66-65	8-7050CH Std-10-20	Performance	
	1	Cam Set	66-65	1220M Std Only		
	QTY	OIL PUMP	YEARS	PART NO.	DESCRIPTION	
	1	Oil Pump	66-65	224-43364S	High Pressure; 3/4" inlet tube; Incl. screen	
	1	Inter. Shaft	66-65	224-61236		
	1	Screen Assy.	66-65	224-11236	3/4" inlet tube	
	QTY	GASKETS	YEARS	PART NO.	DESCRIPTION	
	1	Kit Gasket Set	66-65	260-1025	VINTAGE; Push rod cover gskt. not incl.	
	QTY	FREEZE PLUGS	YEARS	PART NO.	DESCRIPTION	
	1	Brass Block Plug Kit	66-65	381-8021	VINTAGE	
	1	Steel Block Plug Kit	66-65	381-4028		
	1	Brass Deep Cup Freeze Plug	66-65	381-9010	0.938" Diameter	
	1	Brass Deep Cup Freeze Plug	66-65	381-9026	1.953" Diameter	
	1	Steel Deep Cup Freeze Plug	66-65	381-3039	0.938" Diameter	
	1	Steel Deep Cup Freeze Plug	66-65	381-3042	1.953" Diameter	
	1	Steel Deep Cup Freeze Plug	66-65	381-3112	2.063" Diameter	

469 389 6.4L (6376cc) OHV V8 (16 Valve) (Pontiac), 4.0625" Bore (GMC Eng.), 3-2 Bbl. "Eng. Code WF" 1965

	QTY	TIMING	YEARS	PART NO.	DESCRIPTION
	1	3 Piece Set	65	KT3-350S	VINTAGE; 223-305, 223-371 not sold separately; (1) 222-350; (1) 223-305; (1) 223-371
	QTY	CAMSHAFT/LIFTER	YEARS	PART NO.	DESCRIPTION
	16	Lifter	65	HT-951 Std Only	Hyd.
	16	Lifter, Bulk	65	HT-951B Std Only	Hyd.; Carton of 128
	QTY	PUSH ROD	YEARS	PART NO.	DESCRIPTION
	16	Push Rod	65	RP-3164 Std-35-60	8.6930" O.A.L.
	16	Push Rod	65	RP-3213R Std Only	Chrome-Moly; 8.6900" O.A.L.
	QTY	ROCKER PARTS	YEARS	PART NO.	DESCRIPTION
	16	Arm Assy.	65	R-848 Std Only	VINTAGE; Incl. arm & ball
	16	Arm	65	R-848A Std Only	
	QTY	VALVE	YEARS	PART NO.	DESCRIPTION
	8	Exhaust	65	V-1813 Std Only	VINTAGE; 10.5:1 C.R.; Chrome plated stem; 1.6400" Head Dia., 0.3410" Stem Dia., 4.8760" O.A.L.

(continued on next page)

GM Car (Incl. Buick, Cad., Chev., Olds., Pontiac)

389 6.4L (6376cc) OHV V8 (16 Valve) (Pontiac), 4.0625" Bore (GMC Eng.), 3-2 Bbl. "Eng. Code WF" 1965 469
(cont.)

QTY	VALVE (cont.)	YEARS	PART NO.	DESCRIPTION
8	Intake	65	V-1743 Std Only	VINTAGE; 10.5:1 C.R.; 1.9190" Head Dia., 0.3407" Stem Dia., 4.8940" O.A.L.
16	Spring	65	VS-651 Std Only	VINTAGE; Loc. Inner; 1.7600" Free Height
16	Spring	65	VS-665 Std Only	VINTAGE; Loc. Outer; 1.9400" Free Height
16	Valve Stem Seal	65	MV-1233C Std Only	O-Ring; (RBB) Rubber
16	Valve Stem Seal	65	ST-2092 Std Only	Positive type, Metal Clad; (RBB) Rubber
16	Valve Stem Seal	65	ST-2003 Std Only	Positive type; Installation requires valve guide machining; (RBB) Rubber
16	Valve Stem Seal Bulk	65	MV-1233 Std Only	O-Ring; Carton of 100; (RBB) Rubber
16	Valve Stem Seal Bulk	65	ST-2003BC Std Only	Positive type; Installation requires valve guide machining; Carton of 100; (RBB) Rubber
8	Seat	65	245-1750-2 Std Only	Loc. Exh.; 1.7550" OD, 1.5000" ID, 0.2160" Depth
8	Seat	65	245-1750-2N Std Only	Loc. Exh.; Premium Material; 1.7550" OD, 1.5000" ID, 0.2160" Depth
8	Seat	65	245-2000-1 Std Only	Loc. Int.; 2.0055" OD, 1.7500" ID, 0.2160" Depth
32	Keeper	65	VK-115A Std Only	1 groove; Square cut key groove; Carton pack 24
32	Keeper	65	VK-115 Std Only	1 groove; Square cut key groove; Carton pack 32
32	Keeper	65	VK-115R Std Only	1 groove; Square cut key groove; Hardened
32	Keeper, Bulk	65	VK-115B Std Only	1 groove; Square cut key groove; Carton of 1000
16	Spring Insert	65	259-301A Std Only	VINTAGE; .060"; Carton of 100
8	Cast Piston	65	288P Std-30-40-60	VINTAGE; Cast; .9804" Pin Dia.; 2 Rings 5/64 Groove, 1 Ring 3/16 Groove, 1.700 CD, Flat Head w/4 valve reliefs - 10.1:1 C.R.
8	Cast Piston - Individual	65	W288P Std-30-40-60	VINTAGE; Cast; .9804" Pin Dia.; 2 Rings 5/64 Groove, 1 Ring 3/16 Groove, 1.700 CD, Flat Head w/4 valve reliefs - 10.1:1 C.R.
1	Premium Set	65	E-253K 30 30-40-60	VINTAGE; 2-5/64, 1-3/16; Premium Moly
1	Standard Set	65	E-253X Std-30-40-60	VINTAGE; 2-5/64, 1-3/16; Iron
1	Main Set	65	113M Std-10-20	Performance; 3/4 grooved
1	Main Set	65	4040M Std-1-10-20-30	VINTAGE; Grooved upper main brgs.
1	Rod Set	65	8-7050CH Std-10-20	Performance
1	Rod Set	65	8-1555CPA Std-10-20-30-40	VINTAGE
8	Rod Pair	65	1555CPA Std-10-20-30-40	VINTAGE
1	Cam Set	65	1220M Std Only	
1	Oil Pump	65	224-43364S	High Pressure; 3/4" inlet tube; Incl. screen
1	Inter. Shaft	65	224-61236	
1	Screen Assy.	65	224-11236	3/4" inlet tube
1	Kit Gasket Set	65	260-1025	VINTAGE; Push rod cover gskt. not incl.
1	Brass Block Plug Kit	65	381-8021	VINTAGE
1	Steel Block Plug Kit	65	381-4028	
1	Brass Deep Cup Freeze Plug	65	381-9010	0.938" Diameter
1	Brass Deep Cup Freeze Plug	65	381-9026	1.953" Diameter
1	Steel Deep Cup Freeze Plug	65	381-3039	0.938" Diameter
1	Steel Deep Cup Freeze Plug	65	381-3042	1.953" Diameter
1	Steel Deep Cup Freeze Plug	65	381-3112	2.063" Diameter
389 6.4L (6376cc) OHV V8 (16 Valve) (Pontiac), 4.0625" Bore (GMC Eng.), 3-2 Bbl. "Eng. Code WS" 470 1966-1965				
1	3 Piece Set	66-65	KT3-350S	VINTAGE; 223-305, 223-371 not sold separately; (1) 222-350; (1) 223-305; (1) 223-371
16	Lifter	66-65	HT-951 Std Only	Hyd.
16	Lifter, Bulk	66-65	HT-951B Std Only	Hyd.; Carton of 128
16	Push Rod	66-65	RP-3164 Std-35-60	8.6930" O.A.L.
16	Push Rod	66-65	RP-3213R Std Only	Chrome-Moly; 8.6900" O.A.L.

(continued on next page)

GM Car (Incl. Buick, Cad., Chev., Olds., Pontiac)

**470 389 6.4L (6376cc) OHV V8 (16 Valve) (Pontiac), 4.0625" Bore (GMC Eng.), 3-2 Bbl. "Eng. Code WS"
(cont.) 1966-1965**

VALVE TRAIN		QTY	ROCKER PARTS	YEARS	PART NO.	DESCRIPTION
		16	Arm Assy.	66-65	R-848 Std Only	VINTAGE; Incl. arm & ball
16	Arm	66-65	R-848A Std Only			
VALVE TRAIN		QTY	VALVE	YEARS	PART NO.	DESCRIPTION
		8	Exhaust	66-65	V-1813 Std Only	VINTAGE; 10.5:1 C.R.; Chrome plated stem; 1.6400" Head Dia., 0.3410" Stem Dia., 4.8760" O.A.L.
8	Intake	66-65	V-1743 Std Only	VINTAGE; 10.5:1 C.R.; 1.9190" Head Dia., 0.3407" Stem Dia., 4.8940" O.A.L.		
VALVE TRAIN		QTY	VALVE SPRING	YEARS	PART NO.	DESCRIPTION
		16	Spring	66-65	VS-651 Std Only	VINTAGE; Loc. Inner; 1.7600" Free Height
16	Spring	66-65	VS-665 Std Only	VINTAGE; Loc. Outer; 1.9400" Free Height		
VALVE TRAIN		QTY	VALVE SEAL	YEARS	PART NO.	DESCRIPTION
		16	Valve Stem Seal	66-65	MV-1233C Std Only	O-Ring; (RBB) Rubber
		16	Valve Stem Seal	66-65	ST-2092 Std Only	Positive type, Metal Clad; (RBB) Rubber
		16	Valve Stem Seal	66-65	ST-2003 Std Only	Positive type; Installation requires valve guide machining; (RBB) Rubber
		16	Valve Stem Seal Bulk	66-65	MV-1233 Std Only	O-Ring; Carton of 100; (RBB) Rubber
		16	Valve Stem Seal Bulk	66-65	ST-2003BC Std Only	Positive type; Installation requires valve guide machining; Carton of 100; (RBB) Rubber
VALVE TRAIN		QTY	VALVE SEAT	YEARS	PART NO.	DESCRIPTION
		8	Seat	66-65	245-1750-2 Std Only	Loc. Exh.; 1.7550" OD, 1.5000" ID, 0.2160" Depth
		8	Seat	66-65	245-1750-2N Std Only	Loc. Exh.; Premium Material; 1.7550" OD, 1.5000" ID, 0.2160" Depth
8	Seat	66-65	245-2000-1 Std Only	Loc. Int.; 2.0055" OD, 1.7500" ID, 0.2160" Depth		
VALVE TRAIN		QTY	VALVE, MISC	YEARS	PART NO.	DESCRIPTION
		32	Keeper	66-65	VK-115A Std Only	1 groove; Square cut key groove; Carton pack 24
		32	Keeper	66-65	VK-115 Std Only	1 groove; Square cut key groove; Carton pack 32
		32	Keeper	66-65	VK-115R Std Only	1 groove; Square cut key groove; Hardened
		32	Keeper, Bulk	66-65	VK-115B Std Only	1 groove; Square cut key groove; Carton of 1000
		16	Spring Insert	66-65	259-301A Std Only	VINTAGE; .060"; Carton of 100
BLOCK		QTY	PISTON	YEARS	PART NO.	DESCRIPTION
		8	Cast Piston	66-65	288P Std-30-40-60	VINTAGE; Cast; .9804" Pin Dia.; 2 Rings 5/64 Groove, 1 Ring 3/16 Groove, 1.700 CD, Flat Head w/4 valve reliefs - 10.1:1 C.R.
		8	Cast Piston - Individual	66-65	W288P Std-30-40-60	VINTAGE; Cast; .9804" Pin Dia.; 2 Rings 5/64 Groove, 1 Ring 3/16 Groove, 1.700 CD, Flat Head w/4 valve reliefs - 10.1:1 C.R.
8	POWERFORGED Piston-Individual	66	WL-2269F 30 30-40-60	Powerforged; 0.9802" Pin Dia.; 2 Rings 5/64 Groove, 1 Ring 3/16 Groove, 1.717 CD, Flat Head w/4 valve reliefs. DUROSHIELD® skirt coated piston.		
BLOCK		QTY	RINGS	YEARS	PART NO.	DESCRIPTION
		1	Premium Set	66-65	E-253K 30 30-40-60	VINTAGE; 2-5/64, 1-3/16; Premium Moly
1	Standard Set	66-65	E-253X Std-30-40-60	VINTAGE; 2-5/64, 1-3/16; Iron		
BLOCK		QTY	ENGINE BEARINGS	YEARS	PART NO.	DESCRIPTION
		1	Main Set	66-65	113M Std-10-20	Performance; 3/4 grooved
		1	Main Set	66-65	4040M Std-1-10-20-30	VINTAGE; Grooved upper main brgs.
		1	Rod Set	66-65	8-7050CH Std-10-20	Performance
		1	Rod Set	66-65	8-1555CPA Std-10-20-30-40	VINTAGE
		8	Rod Pair	66-65	1555CPA Std-10-20-30-40	VINTAGE
1	Cam Set	66-65	1220M Std Only			
BLOCK		QTY	OIL PUMP	YEARS	PART NO.	DESCRIPTION
		1	Oil Pump	66-65	224-43364S	High Pressure; 3/4" inlet tube; Incl. screen
		1	Inter. Shaft	66-65	224-61236	
1	Screen Assy.	66-65	224-11236	3/4" inlet tube		
BLOCK		QTY	GASKETS	YEARS	PART NO.	DESCRIPTION
		1	Kit Gasket Set	66-65	260-1025	VINTAGE; Push rod cover gskt. not incl.
BLOCK		QTY	FREEZE PLUGS	YEARS	PART NO.	DESCRIPTION
		1	Brass Block Plug Kit	66-65	381-8021	VINTAGE
		1	Steel Block Plug Kit	66-65	381-4028	
		1	Brass Deep Cup Freeze Plug	66-65	381-9010	0.938" Diameter
		1	Brass Deep Cup Freeze Plug	66-65	381-9026	1.953" Diameter
		1	Steel Deep Cup Freeze Plug	66-65	381-3039	0.938" Diameter
		1	Steel Deep Cup Freeze Plug	66-65	381-3042	1.953" Diameter
1	Steel Deep Cup Freeze Plug	66-65	381-3112	2.063" Diameter		

GM Car (Incl. Buick, Cad., Chev., Olds., Pontiac)

389 6.4L (6376cc) OHV V8 (16 Valve) (Pontiac), 4.0625" Bore (GMC Eng.), 4 Bbl. "Eng. Code WT" 1966-1965 471

QTY	TIMING	YEARS	PART NO.	DESCRIPTION
1	3 Piece Set	66-65	KT3-350S	VINTAGE; 223-305, 223-371 not sold separately; (1) 222-350; (1) 223-305; (1) 223-371
1	CAMSHAFT/LIFTER Camshaft	66-65	CS-641	DESCRIPTION VINTAGE; 10.5:1 C.R.; Hydraulic, (050) Duration at .050 Lobe Lift, 208 Exh., 198 Int., 111 Degrees Lobe Separation
1	Prelube		55-403 Std Only	1.5 oz. packet
1	Prelube		55-400 Std Only	4 oz. bottle; 1.5 oz. packet No. 55-403 also avail.
16	Lifter	66-65	HT-951 Std Only	Hyd.
16	Lifter, Bulk	66-65	HT-951B Std Only	Hyd.; Carton of 128
16	PUSH ROD Push Rod	66-65	RP-3164 Std-35-60	8.6930" O.A.L.
16	Push Rod	66-65	RP-3213R Std Only	Chrome-Moly; 8.6900" O.A.L.
16	ROCKER PARTS Arm Assy.	66-65	R-848 Std Only	VINTAGE; Incl. arm & ball
16	Arm	66-65	R-848A Std Only	
8	VALVE Exhaust	66-65	V-1813 Std Only	DESCRIPTION VINTAGE; 10.5:1 C.R.; Chrome plated stem; 1.6400" Head Dia., 0.3410" Stem Dia., 4.8760" O.A.L.
8	Intake	66-65	V-1743 Std Only	VINTAGE; 10.5:1 C.R.; 1.9190" Head Dia., 0.3407" Stem Dia., 4.8940" O.A.L.
16	VALVE SPRING Spring	66-65	VS-651 Std Only	DESCRIPTION VINTAGE; Loc. Inner; 1.7600" Free Height
16	Spring	66-65	VS-665 Std Only	VINTAGE; Loc. Outer; 1.9400" Free Height
16	VALVE SEAL Valve Stem Seal	66-65	MV-1233C Std Only	DESCRIPTION O-Ring; (RBB) Rubber
16	Valve Stem Seal	66-65	ST-2092 Std Only	Positive type, Metal Clad; (RBB) Rubber
16	Valve Stem Seal	66-65	ST-2003 Std Only	Positive type; Installation requires valve guide machining; (RBB) Rubber
16	Valve Stem Seal Bulk	66-65	MV-1233 Std Only	O-Ring; Carton of 100; (RBB) Rubber
16	Valve Stem Seal Bulk	66-65	ST-2003BC Std Only	Positive type; Installation requires valve guide machining; Carton of 100; (RBB) Rubber
8	VALVE SEAT Seat	66-65	245-1750-2 Std Only	DESCRIPTION Loc. Exh.; 1.7550" OD, 1.5000" ID, 0.2160" Depth
8	Seat	66-65	245-1750-2N Std Only	Loc. Exh.; Premium Material; 1.7550" OD, 1.5000" ID, 0.2160" Depth
8	Seat	66-65	245-2000-1 Std Only	Loc. Int.; 2.0055" OD, 1.7500" ID, 0.2160" Depth
32	VALVE, MISC Keeper	66-65	VK-115A Std Only	DESCRIPTION 1 groove; Square cut key groove; Carton pack 24
32	Keeper	66-65	VK-115 Std Only	1 groove; Square cut key groove; Carton pack 32
32	Keeper	66-65	VK-115R Std Only	1 groove; Square cut key groove; Hardened
32	Keeper, Bulk	66-65	VK-115B Std Only	1 groove; Square cut key groove; Carton of 1000
16	Spring Insert	66-65	259-301A Std Only	VINTAGE; .060"; Carton of 100
8	PISTON Cast Piston	66-65	288P Std-30-40-60	DESCRIPTION VINTAGE; Cast; .9804" Pin Dia.; 2 Rings 5/64 Groove, 1 Ring 3/16 Groove, 1.700 CD, Flat Head w/4 valve reliefs - 10.1:1 C.R.
8	Cast Piston - Individual	66-65	W288P Std-30-40-60	VINTAGE; Cast; .9804" Pin Dia.; 2 Rings 5/64 Groove, 1 Ring 3/16 Groove, 1.700 CD, Flat Head w/4 valve reliefs - 10.1:1 C.R.
8	POWERFORGED Piston-Individual	66	WL-2269F 30 30-40-60	Powerforged; 0.9802" Pin Dia.; 2 Rings 5/64 Groove, 1 Ring 3/16 Groove, 1.717 CD, Flat Head w/4 valve reliefs. DUROSHIELD® skirt coated piston.
1	RINGS Premium Set	66-65	E-253K 30 30-40-60	DESCRIPTION VINTAGE; 2-5/64, 1-3/16; Premium Moly
1	Standard Set	66-65	E-253X Std-30-40-60	VINTAGE; 2-5/64, 1-3/16; Iron
1	ENGINE BEARINGS Main Set	66-65	113M Std-10-20	DESCRIPTION Performance; 3/4 grooved
1	Main Set	66-65	4040M Std-1-10-20-30	VINTAGE; Grooved upper main brgs.
1	Rod Set	66-65	8-7050CH Std-10-20	Performance
1	Cam Set	66-65	1220M Std Only	
1	OIL PUMP Oil Pump	66-65	224-43364S	DESCRIPTION High Pressure; 3/4" inlet tube; Incl. screen
1	Inter. Shaft	66-65	224-61236	
1	Screen Assy.	66-65	224-11236	3/4" inlet tube
1	GASKETS Kit Gasket Set	66-65	260-1025	DESCRIPTION VINTAGE; Push rod cover gskt. not incl.

(continued on next page)

GM Car (Incl. Buick, Cad., Chev., Olds., Pontiac)

471 389 6.4L (6376cc) OHV V8 (16 Valve) (Pontiac), 4.0625" Bore (GMC Eng.), 4 Bbl. "Eng. Code WT" 1966-1965
(cont.)

BLOCK	QTY	FREEZE PLUGS	YEARS	PART NO.	DESCRIPTION	BLOCK
	1	Brass Block Plug Kit	66-65	381-8021	VINTAGE	
	1	Steel Block Plug Kit	66-65	381-4028		
	1	Brass Deep Cup Freeze Plug	66-65	381-9010	0.938" Diameter	
	1	Brass Deep Cup Freeze Plug	66-65	381-9026	1.953" Diameter	
	1	Steel Deep Cup Freeze Plug	66-65	381-3039	0.938" Diameter	
	1	Steel Deep Cup Freeze Plug	66-65	381-3042	1.953" Diameter	
	1	Steel Deep Cup Freeze Plug	66-65	381-3112	2.063" Diameter	

472 389 6.4L (6376cc) OHV V8 (16 Valve) (Pontiac), 4.0625" Bore (GMC Eng.), 3-2 Bbl. "Eng. Code WV" 1966

VALVE TRAIN	QTY	TIMING	YEARS	PART NO.	DESCRIPTION	VALVE TRAIN
	1	3 Piece Set	66	KT3-350S	VINTAGE; 223-305, 223-371 not sold separately; (1) 222-350; (1) 223-305; (1) 223-371	
	16	CAMSHAFT/LIFTER	66	HT-951 Std Only	Hyd.	
	16	Lifter, Bulk	66	HT-951B Std Only	Hyd.; Carton of 128	
	16	PUSH ROD	66	RP-3164 Std-35-60	8.6930" O.A.L.	
	16	Push Rod	66	RP-3213R Std Only	Chrome-Moly; 8.6900" O.A.L.	
	16	ROCKER PARTS	66	R-848 Std Only	VINTAGE; Incl. arm & ball	
	16	Arm Assy.	66	R-848A Std Only		
	8	VALVE	66	V-1813 Std Only	VINTAGE; 10.5:1 C.R.; Chrome plated stem; 1.6400" Head Dia., 0.3410" Stem Dia., 4.8760" O.A.L.	
	8	Exhaust	66	V-1743 Std Only	VINTAGE; 10.5:1 C.R.; 1.9190" Head Dia., 0.3407" Stem Dia., 4.8940" O.A.L.	
	16	VALVE SPRING	66	VS-651 Std Only	VINTAGE; Loc. Inner; 1.7600" Free Height	
	16	Spring	66	VS-665 Std Only	VINTAGE; Loc. Outer; 1.9400" Free Height	
	16	VALVE SEAL	66	MV-1233C Std Only	O-Ring; (RBB) Rubber	
	16	Valve Stem Seal	66	ST-2092 Std Only	Positive type, Metal Clad; (RBB) Rubber	
	16	Valve Stem Seal	66	ST-2003 Std Only	Positive type; Installation requires valve guide machining; (RBB) Rubber	
	16	Valve Stem Seal Bulk	66	MV-1233 Std Only	O-Ring; Carton of 100; (RBB) Rubber	
	16	Valve Stem Seal Bulk	66	ST-2003BC Std Only	Positive type; Installation requires valve guide machining; Carton of 100; (RBB) Rubber	
	8	VALVE SEAT	66	245-1750-2 Std Only	Loc. Exh.; 1.7550" OD, 1.5000" ID, 0.2160" Depth	
	8	Seat	66	245-1750-2N Std Only	Loc. Exh.; Premium Material; 1.7550" OD, 1.5000" ID, 0.2160" Depth	
	8	Seat	66	245-2000-1 Std Only	Loc. Int.; 2.0055" OD, 1.7500" ID, 0.2160" Depth	
	32	VALVE, MISC	66	VK-115A Std Only	1 groove; Square cut key groove; Carton pack 24	
	32	Keeper	66	VK-115 Std Only	1 groove; Square cut key groove; Carton pack 32	
	32	Keeper	66	VK-115R Std Only	1 groove; Square cut key groove; Hardened	
	32	Keeper, Bulk	66	VK-115B Std Only	1 groove; Square cut key groove; Carton of 1000	
	16	Spring Insert	66	259-301A Std Only	VINTAGE; .060"; Carton of 100	
	8	PISTON	66	288P Std-30-40-60	VINTAGE; Cast; .9804" Pin Dia.; 2 Rings 5/64 Groove, 1 Ring 3/16 Groove, 1.700 CD, Flat Head w/4 valve reliefs - 10.1:1 C.R.	
	8	Cast Piston - Individual	66	W288P Std-30-40-60	VINTAGE; Cast; .9804" Pin Dia.; 2 Rings 5/64 Groove, 1 Ring 3/16 Groove, 1.700 CD, Flat Head w/4 valve reliefs - 10.1:1 C.R.	
	8	POWERFORGED Piston-Individual	66	WL-2269F 30 30-40-60	Powerforged; 0.9802" Pin Dia.; 2 Rings 5/64 Groove, 1 Ring 3/16 Groove, 1.717 CD, Flat Head w/4 valve reliefs. DUROSHIELD® skirt coated piston.	
	1	RINGS	66	E-253K 30 30-40-60	VINTAGE; 2-5/64, 1-3/16; Premium Moly	
	1	Standard Set	66	E-253X Std-30-40-60	VINTAGE; 2-5/64, 1-3/16; Iron	
	1	ENGINE BEARINGS	66	113M Std-10-20	Performance; 3/4 grooved	
	1	Main Set	66	4040M Std-1-10-20-30	VINTAGE; Grooved upper main brgs.	
	1	Rod Set	66	8-7050CH Std-10-20	Performance	
	1	Rod Set	66	8-1555CPA Std-10-20-30-40	VINTAGE	
	8	Rod Pair	66	1555CPA Std-10-20-30-40	VINTAGE	

(continued on next page)

GM Car (Incl. Buick, Cad., Chev., Olds., Pontiac)

389 6.4L (6376cc) OHV V8 (16 Valve) (Pontiac), 4.0625" Bore (GMC Eng.), 3-2 Bbl. "Eng. Code WV" 1966 472 (cont.)

BLOCK	QTY	ENGINE BEARINGS	YEARS	PART NO.	DESCRIPTION
	1	Cam Set	66	1220M Std Only	
	1	Oil Pump	66	224-43364S	High Pressure; 3/4" inlet tube; Incl. screen
	1	Inter. Shaft	66	224-61236	
	1	Screen Assy.	66	224-11236	3/4" inlet tube
	1	Kit Gasket Set	66	260-1025	VINTAGE; Push rod cover gskt. not incl.
	1	Brass Block Plug Kit	66	381-8021	VINTAGE
	1	Steel Block Plug Kit	66	381-4028	
	1	Brass Deep Cup Freeze Plug	66	381-9010	0.938" Diameter
	1	Brass Deep Cup Freeze Plug	66	381-9026	1.953" Diameter
	1	Steel Deep Cup Freeze Plug	66	381-3039	0.938" Diameter
	1	Steel Deep Cup Freeze Plug	66	381-3042	1.953" Diameter
	1	Steel Deep Cup Freeze Plug	66	381-3112	2.063" Diameter

389 6.4L (6376cc) OHV V8 (16 Valve) (Pontiac), 4.0625" Bore (GMC Eng.), 4 Bbl. "Eng. Code WW" 1966 473

VALVE TRAIN	QTY	TIMING	YEARS	PART NO.	DESCRIPTION
	1	3 Piece Set	66	KT3-350S	VINTAGE; 223-305, 223-371 not sold separately; (1) 222-350; (1) 223-305; (1) 223-371
	1	Camshaft	66	CS-641	VINTAGE; 10.5:1 C.R.; Hydraulic, (050) Duration at .050 Lobe Lift, 208 Exh., 198 Int., 111 Degrees Lobe Separation
	1	Prelube		55-403 Std Only	1.5 oz. packet
	1	Prelube		55-400 Std Only	4 oz. bottle; 1.5 oz. packet No. 55-403 also avail.
	16	Lifter	66	HT-951 Std Only	Hyd.
	16	Lifter, Bulk	66	HT-951B Std Only	Hyd.; Carton of 128
	16	Push Rod	66	RP-3164 Std-35-60	8.6930" O.A.L.
	16	Push Rod	66	RP-3213R Std Only	Chrome-Moly; 8.6900" O.A.L.
	16	Arm Assy.	66	R-848 Std Only	VINTAGE; Incl. arm & ball
	16	Arm	66	R-848A Std Only	
	8	Exhaust	66	V-1813 Std Only	VINTAGE; 10.5:1 C.R.; Chrome plated stem; 1.6400" Head Dia., 0.3410" Stem Dia., 4.8760" O.A.L.
	8	Intake	66	V-1743 Std Only	VINTAGE; 10.5:1 C.R.; 1.9190" Head Dia., 0.3407" Stem Dia., 4.8940" O.A.L.
	16	Spring	66	VS-651 Std Only	VINTAGE; Loc. Inner; 1.7600" Free Height
	16	Spring	66	VS-665 Std Only	VINTAGE; Loc. Outer; 1.9400" Free Height
	16	Valve Stem Seal	66	MV-1233C Std Only	O-Ring; (RBB) Rubber
	16	Valve Stem Seal	66	ST-2092 Std Only	Positive type, Metal Clad; (RBB) Rubber
	16	Valve Stem Seal	66	ST-2003 Std Only	Positive type; Installation requires valve guide machining; (RBB) Rubber
	16	Valve Stem Seal Bulk	66	MV-1233 Std Only	O-Ring; Carton of 100; (RBB) Rubber
	16	Valve Stem Seal Bulk	66	ST-2003BC Std Only	Positive type; Installation requires valve guide machining; Carton of 100; (RBB) Rubber
	8	Seat	66	245-1750-2 Std Only	Loc. Exh.; 1.7550" OD, 1.5000" ID, 0.2160" Depth
	8	Seat	66	245-1750-2N Std Only	Loc. Exh.; Premium Material; 1.7550" OD, 1.5000" ID, 0.2160" Depth
	8	Seat	66	245-2000-1 Std Only	Loc. Int.; 2.0055" OD, 1.7500" ID, 0.2160" Depth
	32	Keeper	66	VK-115A Std Only	1 groove; Square cut key groove; Carton pack 24
	32	Keeper	66	VK-115 Std Only	1 groove; Square cut key groove; Carton pack 32
	32	Keeper	66	VK-115R Std Only	1 groove; Square cut key groove; Hardened
	32	Keeper, Bulk	66	VK-115B Std Only	1 groove; Square cut key groove; Carton of 1000
	16	Spring Insert	66	259-301A Std Only	VINTAGE; .060"; Carton of 100
	8	Cast Piston	66	288P Std-30-40-60	VINTAGE; Cast; .9804" Pin Dia.; 2 Rings 5/64 Groove, 1 Ring 3/16 Groove, 1.700 CD, Flat Head w/4 valve reliefs - 10.1:1 C.R.

(continued on next page)

GM Car (Incl. Buick, Cad., Chev., Olds., Pontiac)

473 389 6.4L (6376cc) OHV V8 (16 Valve) (Pontiac), 4.0625" Bore (GMC Eng.), 4 Bbl. "Eng. Code WW" 1966
(cont.)

BLOCK	QTY	PISTON (cont.)	YEARS	PART NO.	DESCRIPTION	BLOCK
	8	Cast Piston - Individual	66	W288P Std-30-40-60	VINTAGE; Cast; .9804" Pin Dia.; 2 Rings 5/64 Groove, 1 Ring 3/16 Groove, 1.700 CD, Flat Head w/4 valve reliefs - 10.1:1 C.R.	
	8	POWERFORGED Piston-Individual	66	WL-2269F 30 30-40-60	Powerforged; 0.9802" Pin Dia.; 2 Rings 5/64 Groove, 1 Ring 3/16 Groove, 1.717 CD, Flat Head w/4 valve reliefs. DUROSHIELD® skirt coated piston.	
	QTY	RINGS	YEARS	PART NO.	DESCRIPTION	
	1	Premium Set	66	E-253K 30 30-40-60	VINTAGE; 2-5/64, 1-3/16; Premium Moly	
	1	Standard Set	66	E-253X Std-30-40-60	VINTAGE; 2-5/64, 1-3/16; Iron	
	QTY	ENGINE BEARINGS	YEARS	PART NO.	DESCRIPTION	
	1	Main Set	66	113M Std-10-20	Performance; 3/4 grooved	
	1	Main Set	66	4040M Std-1-10-20-30	VINTAGE; Grooved upper main brgs.	
	1	Rod Set	66	8-7050CH Std-10-20	Performance	
	1	Cam Set	66	1220M Std Only		
	QTY	OIL PUMP	YEARS	PART NO.	DESCRIPTION	
	1	Oil Pump	66	224-43364S	High Pressure; 3/4" inlet tube; Incl. screen	
	1	Inter. Shaft	66	224-61236		
	1	Screen Assy.	66	224-11236	3/4" inlet tube	
	QTY	GASKETS	YEARS	PART NO.	DESCRIPTION	
	1	Kit Gasket Set	66	260-1025	VINTAGE; Push rod cover gskt. not incl.	
	QTY	FREEZE PLUGS	YEARS	PART NO.	DESCRIPTION	
	1	Brass Block Plug Kit	66	381-8021	VINTAGE	
	1	Steel Block Plug Kit	66	381-4028		
	1	Brass Deep Cup Freeze Plug	66	381-9010	0.938" Diameter	
	1	Brass Deep Cup Freeze Plug	66	381-9026	1.953" Diameter	
	1	Steel Deep Cup Freeze Plug	66	381-3039	0.938" Diameter	
	1	Steel Deep Cup Freeze Plug	66	381-3042	1.953" Diameter	
	1	Steel Deep Cup Freeze Plug	66	381-3112	2.063" Diameter	

474 389 6.4L (6376cc) OHV V8 (16 Valve) (Pontiac), 4.0625" Bore (GMC Eng.), 2 Bbl. "Eng. Code XA" 1966-1965

VALVE TRAIN	QTY	TIMING	YEARS	PART NO.	DESCRIPTION	VALVE TRAIN
	1	3 Piece Set	66-65	KT3-350S	VINTAGE; 223-305, 223-371 not sold separately; (1) 222-350; (1) 223-305; (1) 223-371	
	QTY	CAMSHAFT/LIFTER	YEARS	PART NO.	DESCRIPTION	
	1	Camshaft	66-65	CS-641	VINTAGE; 10.5:1 C.R.; Hydraulic, (050) Duration at .050 Lobe Lift, 208 Exh., 198 Int., 111 Degrees Lobe Separation	
	1	Prelube		55-403 Std Only	1.5 oz. packet	
	1	Prelube		55-400 Std Only	4 oz. bottle; 1.5 oz. packet No. 55-403 also avail.	
	16	Lifter	66-65	HT-951 Std Only	Hyd.	
	16	Lifter, Bulk	66-65	HT-951B Std Only	Hyd.; Carton of 128	
	QTY	PUSH ROD	YEARS	PART NO.	DESCRIPTION	
	16	Push Rod	66-65	RP-3164 Std-35-60	8.6930" O.A.L.	
	16	Push Rod	66-65	RP-3213R Std Only	Chrome-Moly; 8.6900" O.A.L.	
	QTY	ROCKER PARTS	YEARS	PART NO.	DESCRIPTION	
	16	Arm Assy.	66-65	R-848 Std Only	VINTAGE; Incl. arm & ball	
	16	Arm	66-65	R-848A Std Only		
	QTY	VALVE	YEARS	PART NO.	DESCRIPTION	
	8	Exhaust	66-65	V-1813 Std Only	VINTAGE; 10.5:1 C.R.; Chrome plated stem; 1.6400" Head Dia., 0.3410" Stem Dia., 4.8760" O.A.L.	
	8	Intake	66-65	V-1743 Std Only	VINTAGE; 10.5:1 C.R.; 1.9190" Head Dia., 0.3407" Stem Dia., 4.8940" O.A.L.	
	QTY	VALVE SPRING	YEARS	PART NO.	DESCRIPTION	
	16	Spring	66-65	VS-651 Std Only	VINTAGE; Loc. Inner; 1.7600" Free Height	
	16	Spring	66-65	VS-665 Std Only	VINTAGE; Loc. Outer; 1.9400" Free Height	
	QTY	VALVE SEAL	YEARS	PART NO.	DESCRIPTION	
	16	Valve Stem Seal	66-65	MV-1233C Std Only	O-Ring; (RBB) Rubber	
	16	Valve Stem Seal	66-65	ST-2092 Std Only	Positive type, Metal Clad; (RBB) Rubber	
	16	Valve Stem Seal	66-65	ST-2003 Std Only	Positive type; Installation requires valve guide machining; (RBB) Rubber	
	16	Valve Stem Seal Bulk	66-65	MV-1233 Std Only	O-Ring; Carton of 100; (RBB) Rubber	
	16	Valve Stem Seal Bulk	66-65	ST-2003BC Std Only	Positive type; Installation requires valve guide machining; Carton of 100; (RBB) Rubber	
	QTY	VALVE SEAT	YEARS	PART NO.	DESCRIPTION	
	8	Seat	66-65	245-1750-2 Std Only	Loc. Exh.; 1.7550" OD, 1.5000" ID, 0.2160" Depth	
	8	Seat	66-65	245-1750-2N Std Only	Loc. Exh.; Premium Material; 1.7550" OD, 1.5000" ID, 0.2160" Depth	

(continued on next page)

GM Car (Incl. Buick, Cad., Chev., Olds., Pontiac)

389 6.4L (6376cc) OHV V8 (16 Valve) (Pontiac), 4.0625" Bore (GMC Eng.), 2 Bbl. "Eng. Code XA" 1966-1965 474 (cont.)

QTY	VALVE SEAT (cont.)	YEARS	PART NO.	DESCRIPTION
8	Seat	66-65	245-2000-1 Std Only	Loc. Int.; 2.0055" OD, 1.7500" ID, 0.2160" Depth
QTY	VALVE, MISC	YEARS	PART NO.	DESCRIPTION
32	Keeper	66-65	VK-115A Std Only	1 groove; Square cut key groove; Carton pack 24
32	Keeper	66-65	VK-115 Std Only	1 groove; Square cut key groove; Carton pack 32
32	Keeper	66-65	VK-115R Std Only	1 groove; Square cut key groove; Hardened
32	Keeper, Bulk	66-65	VK-115B Std Only	1 groove; Square cut key groove; Carton of 1000
16	Spring Insert	66-65	259-301A Std Only	VINTAGE; .060"; Carton of 100
QTY	PISTON	YEARS	PART NO.	DESCRIPTION
8	Cast Piston	66-65	288P Std-30-40-60	VINTAGE; Cast; .9804" Pin Dia.; 2 Rings 5/64 Groove, 1 Ring 3/16 Groove, 1.700 CD, Flat Head w/4 valve reliefs - 10.1:1 C.R.
8	Cast Piston - Individual	66-65	W288P Std-30-40-60	VINTAGE; Cast; .9804" Pin Dia.; 2 Rings 5/64 Groove, 1 Ring 3/16 Groove, 1.700 CD, Flat Head w/4 valve reliefs - 10.1:1 C.R.
8	POWERFORGED Piston-Individual	66	WL-2269F 30 30-40-60	Powerforged; 0.9802" Pin Dia.; 2 Rings 5/64 Groove, 1 Ring 3/16 Groove, 1.717 CD, Flat Head w/4 valve reliefs. DUROSHIELD® skirt coated piston.
QTY	RINGS	YEARS	PART NO.	DESCRIPTION
1	Premium Set	66-65	E-253K 30 30-40-60	VINTAGE; 2-5/64, 1-3/16; Premium Moly
1	Standard Set	66-65	E-253X Std-30-40-60	VINTAGE; 2-5/64, 1-3/16; Iron
QTY	ENGINE BEARINGS	YEARS	PART NO.	DESCRIPTION
1	Main Set	66-65	113M Std-10-20	Performance; 3/4 grooved
1	Main Set	66-65	4040M Std-1-10-20-30	VINTAGE; Grooved upper main brgs.
1	Rod Set	66-65	8-7050CH Std-10-20	Performance
1	Cam Set	66-65	1220M Std Only	
QTY	OIL PUMP	YEARS	PART NO.	DESCRIPTION
1	Oil Pump	66-65	224-43364S	High Pressure; 3/4" inlet tube; Incl. screen
1	Inter. Shaft	66-65	224-61236	
1	Screen Assy.	66-65	224-11236	3/4" inlet tube
QTY	GASKETS	YEARS	PART NO.	DESCRIPTION
1	Kit Gasket Set	66-65	260-1025	VINTAGE; Push rod cover gskt. not incl.
QTY	FREEZE PLUGS	YEARS	PART NO.	DESCRIPTION
1	Brass Block Plug Kit	66-65	381-8021	VINTAGE
1	Steel Block Plug Kit	66-65	381-4028	
1	Brass Deep Cup Freeze Plug	66-65	381-9010	0.938" Diameter
1	Brass Deep Cup Freeze Plug	66-65	381-9026	1.953" Diameter
1	Steel Deep Cup Freeze Plug	66-65	381-3039	0.938" Diameter
1	Steel Deep Cup Freeze Plug	66-65	381-3042	1.953" Diameter
1	Steel Deep Cup Freeze Plug	66-65	381-3112	2.063" Diameter
389 6.4L (6376cc) OHV V8 (16 Valve) (Pontiac), 4.0625" Bore (GMC Eng.), 2 Bbl. "Eng. Code XB" 1966-1965 475				
QTY	TIMING	YEARS	PART NO.	DESCRIPTION
1	3 Piece Set	66-65	KT3-350S	VINTAGE; 223-305, 223-371 not sold separately; (1) 222-350; (1) 223-305; (1) 223-371
QTY	CAMSHAFT/LIFTER	YEARS	PART NO.	DESCRIPTION
1	Camshaft	66-65	CS-641	VINTAGE; 10.5:1 C.R.; Hydraulic, (050) Duration at .050 Lobe Lift, 208 Exh., 198 Int., 111 Degrees Lobe Separation
1	Prelube		55-403 Std Only	1.5 oz. packet
1	Prelube		55-400 Std Only	4 oz. bottle; 1.5 oz. packet No. 55-403 also avail.
16	Lifter	66-65	HT-951 Std Only	Hyd.
16	Lifter, Bulk	66-65	HT-951B Std Only	Hyd.; Carton of 128
QTY	PUSH ROD	YEARS	PART NO.	DESCRIPTION
16	Push Rod	66-65	RP-3164 Std-35-60	8.6930" O.A.L.
16	Push Rod	66-65	RP-3213R Std Only	Chrome-Moly; 8.6900" O.A.L.
QTY	ROCKER PARTS	YEARS	PART NO.	DESCRIPTION
16	Arm Assy.	66-65	R-848 Std Only	VINTAGE; Incl. arm & ball
16	Arm	66-65	R-848A Std Only	
QTY	VALVE	YEARS	PART NO.	DESCRIPTION
8	Exhaust	66-65	V-1813 Std Only	VINTAGE; 10.5:1 C.R.; Chrome plated stem; 1.6400" Head Dia., 0.3410" Stem Dia., 4.8760" O.A.L.
8	Intake	66-65	V-1743 Std Only	VINTAGE; 10.5:1 C.R.; 1.9190" Head Dia., 0.3407" Stem Dia., 4.8940" O.A.L.
QTY	VALVE SPRING	YEARS	PART NO.	DESCRIPTION
16	Spring	66-65	VS-651 Std Only	VINTAGE; Loc. Inner; 1.7600" Free Height
16	Spring	66-65	VS-665 Std Only	VINTAGE; Loc. Outer; 1.9400" Free Height

(continued on next page)

GM Car (Incl. Buick, Cad., Chev., Olds., Pontiac)

475 389 6.4L (6376cc) OHV V8 (16 Valve) (Pontiac), 4.0625" Bore (GMC Eng.), 2 Bbl. "Eng. Code XB" 1966-1965
(cont.)

VALVE TRAIN	QTY	VALVE SEAL	YEARS	PART NO.	DESCRIPTION	VALVE TRAIN
	16	Valve Stem Seal	66-65	MV-1233C Std Only	O-Ring; (RBB) Rubber	
	16	Valve Stem Seal	66-65	ST-2092 Std Only	Positive type, Metal Clad; (RBB) Rubber	
	16	Valve Stem Seal	66-65	ST-2003 Std Only	Positive type; Installation requires valve guide machining; (RBB) Rubber	
	16	Valve Stem Seal Bulk	66-65	MV-1233 Std Only	O-Ring; Carton of 100; (RBB) Rubber	
	16	Valve Stem Seal Bulk	66-65	ST-2003BC Std Only	Positive type; Installation requires valve guide machining; Carton of 100; (RBB) Rubber	
BLOCK	QTY	VALVE SEAT	YEARS	PART NO.	DESCRIPTION	BLOCK
	8	Seat	66-65	245-1750-2 Std Only	Loc. Exh.; 1.7550" OD, 1.5000" ID, 0.2160" Depth	
	8	Seat	66-65	245-1750-2N Std Only	Loc. Exh.; Premium Material; 1.7550" OD, 1.5000" ID, 0.2160" Depth	
	8	Seat	66-65	245-2000-1 Std Only	Loc. Int.; 2.0055" OD, 1.7500" ID, 0.2160" Depth	
	QTY	VALVE, MISC	YEARS	PART NO.	DESCRIPTION	
	32	Keeper	66-65	VK-115A Std Only	1 groove; Square cut key groove; Carton pack 24	
	32	Keeper	66-65	VK-115 Std Only	1 groove; Square cut key groove; Carton pack 32	
	32	Keeper	66-65	VK-115R Std Only	1 groove; Square cut key groove; Hardened	
	32	Keeper, Bulk	66-65	VK-115B Std Only	1 groove; Square cut key groove; Carton of 1000	
	16	Spring Insert	66-65	259-301A Std Only	VINTAGE; .060"; Carton of 100	
	QTY	PISTON	YEARS	PART NO.	DESCRIPTION	
	8	Cast Piston	66-65	288P Std-30-40-60	VINTAGE; Cast; .9804" Pin Dia.; 2 Rings 5/64 Groove, 1 Ring 3/16 Groove, 1.700 CD, Flat Head w/4 valve reliefs - 10.1:1 C.R.	
	8	Cast Piston - Individual	66-65	W288P Std-30-40-60	VINTAGE; Cast; .9804" Pin Dia.; 2 Rings 5/64 Groove, 1 Ring 3/16 Groove, 1.700 CD, Flat Head w/4 valve reliefs - 10.1:1 C.R.	
	8	POWERFORGED Piston-Individual	66	WL-2269F 30 30-40-60	Powerforged; 0.9802" Pin Dia.; 2 Rings 5/64 Groove, 1 Ring 3/16 Groove, 1.717 CD, Flat Head w/4 valve reliefs. DUROSHIELD® skirt coated piston.	
	QTY	RINGS	YEARS	PART NO.	DESCRIPTION	
	1	Premium Set	66-65	E-253K 30 30-40-60	VINTAGE; 2-5/64, 1-3/16; Premium Moly	
	1	Standard Set	66-65	E-253X Std-30-40-60	VINTAGE; 2-5/64, 1-3/16; Iron	
	QTY	ENGINE BEARINGS	YEARS	PART NO.	DESCRIPTION	
	1	Main Set	66-65	113M Std-10-20	Performance; 3/4 grooved	
	1	Main Set	66-65	4040M Std-1-10-20-30	VINTAGE; Grooved upper main brgs.	
	1	Rod Set	66-65	8-7050CH Std-10-20	Performance	
	1	Cam Set	66-65	1220M Std Only		
	QTY	OIL PUMP	YEARS	PART NO.	DESCRIPTION	
	1	Oil Pump	66-65	224-43364S	High Pressure; 3/4" inlet tube; Incl. screen	
	1	Inter. Shaft	66-65	224-61236		
	1	Screen Assy.	66-65	224-11236	3/4" inlet tube	
	QTY	GASKETS	YEARS	PART NO.	DESCRIPTION	
	1	Kit Gasket Set	66-65	260-1025	VINTAGE; Push rod cover gskt. not incl.	
	QTY	FREEZE PLUGS	YEARS	PART NO.	DESCRIPTION	
	1	Brass Block Plug Kit	66-65	381-8021	VINTAGE	
	1	Steel Block Plug Kit	66-65	381-4028		
	1	Brass Deep Cup Freeze Plug	66-65	381-9010	0.938" Diameter	
	1	Brass Deep Cup Freeze Plug	66-65	381-9026	1.953" Diameter	
	1	Steel Deep Cup Freeze Plug	66-65	381-3039	0.938" Diameter	
	1	Steel Deep Cup Freeze Plug	66-65	381-3042	1.953" Diameter	
	1	Steel Deep Cup Freeze Plug	66-65	381-3112	2.063" Diameter	

476 389 6.4L (6376cc) OHV V8 (16 Valve) (Pontiac), 4.0625" Bore (GMC Eng.), 4 Bbl. "Eng. Code XC" 1966-1965

VALVE TRAIN	QTY	TIMING	YEARS	PART NO.	DESCRIPTION	VALVE TRAIN
	1	3 Piece Set	66-65	KT3-350S	VINTAGE; 223-305, 223-371 not sold separately; (1) 222-350; (1) 223-305; (1) 223-371	
	QTY	CAMSHAFT/LIFTER	YEARS	PART NO.	DESCRIPTION	
	1	Camshaft	66-65	CS-641	VINTAGE; 10.5:1 C.R.; Hydraulic, (050) Duration at .050 Lobe Lift, 208 Exh., 198 Int., 111 Degrees Lobe Separation	
	1	Prelube		55-403 Std Only	1.5 oz. packet	
	1	Prelube		55-400 Std Only	4 oz. bottle; 1.5 oz. packet No. 55-403 also avail.	
	16	Lifter	66-65	HT-951 Std Only	Hyd.	
	16	Lifter, Bulk	66-65	HT-951B Std Only	Hyd.; Carton of 128	
	QTY	PUSH ROD	YEARS	PART NO.	DESCRIPTION	
	16	Push Rod	66-65	RP-3164 Std-35-60	8.6930" O.A.L.	
	16	Push Rod	66-65	RP-3213R Std Only	Chrome-Moly; 8.6900" O.A.L.	
	QTY	ROCKER PARTS	YEARS	PART NO.	DESCRIPTION	
	16	Arm Assy.	66-65	R-848 Std Only	VINTAGE; Incl. arm & ball	

(continued on next page)

GM Car (Incl. Buick, Cad., Chev., Olds., Pontiac)

389 6.4L (6376cc) OHV V8 (16 Valve) (Pontiac), 4.0625" Bore (GMC Eng.), 4 Bbl. "Eng. Code XC" 1966-1965 476
(cont.)

QTY	ROCKER PARTS (cont.)	YEARS	PART NO.	DESCRIPTION
16	Arm	66-65	R-848A Std Only	
QTY	VALVE	YEARS	PART NO.	DESCRIPTION
8	Exhaust	66-65	V-1813 Std Only	VINTAGE; 10.5:1 C.R.; Chrome plated stem; 1.6400" Head Dia., 0.3410" Stem Dia., 4.8760" O.A.L.
8	Intake	66-65	V-1743 Std Only	VINTAGE; 10.5:1 C.R.; 1.9190" Head Dia., 0.3407" Stem Dia., 4.8940" O.A.L.
QTY	VALVE SPRING	YEARS	PART NO.	DESCRIPTION
16	Spring	66-65	VS-651 Std Only	VINTAGE; Loc. Inner; 1.7600" Free Height
16	Spring	66-65	VS-665 Std Only	VINTAGE; Loc. Outer; 1.9400" Free Height
QTY	VALVE SEAL	YEARS	PART NO.	DESCRIPTION
16	Valve Stem Seal	66-65	MV-1233C Std Only	O-Ring; (RBB) Rubber
16	Valve Stem Seal	66-65	ST-2092 Std Only	Positive type, Metal Clad; (RBB) Rubber
16	Valve Stem Seal	66-65	ST-2003 Std Only	Positive type; Installation requires valve guide machining; (RBB) Rubber
16	Valve Stem Seal Bulk	66-65	MV-1233 Std Only	O-Ring; Carton of 100; (RBB) Rubber
16	Valve Stem Seal Bulk	66-65	ST-2003BC Std Only	Positive type; Installation requires valve guide machining; Carton of 100; (RBB) Rubber
QTY	VALVE SEAT	YEARS	PART NO.	DESCRIPTION
8	Seat	66-65	245-1750-2 Std Only	Loc. Exh.; 1.7550" OD, 1.5000" ID, 0.2160" Depth
8	Seat	66-65	245-1750-2N Std Only	Loc. Exh.; Premium Material; 1.7550" OD, 1.5000" ID, 0.2160" Depth
8	Seat	66-65	245-2000-1 Std Only	Loc. Int.; 2.0055" OD, 1.7500" ID, 0.2160" Depth
QTY	VALVE, MISC	YEARS	PART NO.	DESCRIPTION
32	Keeper	66-65	VK-115A Std Only	1 groove; Square cut key groove; Carton pack 24
32	Keeper	66-65	VK-115 Std Only	1 groove; Square cut key groove; Carton pack 32
32	Keeper	66-65	VK-115R Std Only	1 groove; Square cut key groove; Hardened
32	Keeper, Bulk	66-65	VK-115B Std Only	1 groove; Square cut key groove; Carton of 1000
16	Spring Insert	66-65	259-301A Std Only	VINTAGE; .060"; Carton of 100
QTY	PISTON	YEARS	PART NO.	DESCRIPTION
8	Cast Piston	66-65	288P Std-30-40-60	VINTAGE; Cast; .9804" Pin Dia.; 2 Rings 5/64 Groove, 1 Ring 3/16 Groove, 1.700 CD, Flat Head w/4 valve reliefs - 10.1:1 C.R.
8	Cast Piston - Individual	66-65	W288P Std-30-40-60	VINTAGE; Cast; .9804" Pin Dia.; 2 Rings 5/64 Groove, 1 Ring 3/16 Groove, 1.700 CD, Flat Head w/4 valve reliefs - 10.1:1 C.R.
8	POWERFORGED Piston-Individual	66	WL-2269F 30 30-40-60	Powerforged; 0.9802" Pin Dia.; 2 Rings 5/64 Groove, 1 Ring 3/16 Groove, 1.717 CD, Flat Head w/4 valve reliefs. DUROSHIELD® skirt coated piston.
QTY	RINGS	YEARS	PART NO.	DESCRIPTION
1	Premium Set	66-65	E-253K 30 30-40-60	VINTAGE; 2-5/64, 1-3/16; Premium Moly
1	Standard Set	66-65	E-253X Std-30-40-60	VINTAGE; 2-5/64, 1-3/16; Iron
QTY	ENGINE BEARINGS	YEARS	PART NO.	DESCRIPTION
1	Main Set	66-65	113M Std-10-20	Performance; 3/4 grooved
1	Main Set	66-65	4040M Std-1-10-20-30	VINTAGE; Grooved upper main brgs.
1	Rod Set	66-65	8-7050CH Std-10-20	Performance
1	Cam Set	66-65	1220M Std Only	
QTY	OIL PUMP	YEARS	PART NO.	DESCRIPTION
1	Oil Pump	66-65	224-43364S	High Pressure; 3/4" inlet tube; Incl. screen
1	Inter. Shaft	66-65	224-61236	
1	Screen Assy.	66-65	224-11236	3/4" inlet tube
QTY	GASKETS	YEARS	PART NO.	DESCRIPTION
1	Kit Gasket Set	66-65	260-1025	VINTAGE; Push rod cover gskt. not incl.
QTY	FREEZE PLUGS	YEARS	PART NO.	DESCRIPTION
1	Brass Block Plug Kit	66-65	381-8021	VINTAGE
1	Steel Block Plug Kit	66-65	381-4028	
1	Brass Deep Cup Freeze Plug	66-65	381-9010	0.938" Diameter
1	Brass Deep Cup Freeze Plug	66-65	381-9026	1.953" Diameter
1	Steel Deep Cup Freeze Plug	66-65	381-3039	0.938" Diameter
1	Steel Deep Cup Freeze Plug	66-65	381-3042	1.953" Diameter
1	Steel Deep Cup Freeze Plug	66-65	381-3112	2.063" Diameter
389 6.4L (6376cc) OHV V8 (16 Valve) (Pontiac), 4.0625" Bore (GMC Eng.), 4 Bbl. "Eng. Code XE" 1966 477				
QTY	TIMING	YEARS	PART NO.	DESCRIPTION
1	3 Piece Set	66	KT3-350S	VINTAGE; 223-305, 223-371 not sold separately; (1) 222-350; (1) 223-305; (1) 223-371
QTY	CAMSHAFT/LIFTER	YEARS	PART NO.	DESCRIPTION
16	Lifter	66	HT-951 Std Only	Hyd.

(continued on next page)

GM Car (Incl. Buick, Cad., Chev., Olds., Pontiac)

477 389 6.4L (6376cc) OHV V8 (16 Valve) (Pontiac), 4.0625" Bore (GMC Eng.), 4 Bbl. "Eng. Code XE" 1966
(cont.)

VALVE TRAIN		CAMSHAFT/LIFTER		DESCRIPTION	
		QTY (cont.)	YEARS	PART NO.	DESCRIPTION
16		Lifter, Bulk	66	HT-951B Std Only	Hyd.; Carton of 128
16		PUSH ROD	YEARS	PART NO.	DESCRIPTION
		Push Rod	66	RP-3164 Std-35-60	8.6930" O.A.L.
16		Push Rod	66	RP-3213R Std Only	Chrome-Moly; 8.6900" O.A.L.
16		ROCKER PARTS	YEARS	PART NO.	DESCRIPTION
		Arm Assy.	66	R-848 Std Only	VINTAGE; Incl. arm & ball
16		Arm	66	R-848A Std Only	
8		VALVE	YEARS	PART NO.	DESCRIPTION
		Exhaust	66	V-1813 Std Only	VINTAGE; 10.5:1 C.R.; Chrome plated stem; 1.6400" Head Dia., 0.3410" Stem Dia., 4.8760" O.A.L.
8		Intake	66	V-1743 Std Only	VINTAGE; 10.5:1 C.R.; 1.9190" Head Dia., 0.3407" Stem Dia., 4.8940" O.A.L.
16		VALVE SPRING	YEARS	PART NO.	DESCRIPTION
		Spring	66	VS-651 Std Only	VINTAGE; Loc. Inner; 1.7600" Free Height
16		Spring	66	VS-665 Std Only	VINTAGE; Loc. Outer; 1.9400" Free Height
16		VALVE SEAL	YEARS	PART NO.	DESCRIPTION
		Valve Stem Seal	66	MV-1233C Std Only	O-Ring; (RBB) Rubber
16		Valve Stem Seal	66	ST-2092 Std Only	Positive type, Metal Clad; (RBB) Rubber
16		Valve Stem Seal	66	ST-2003 Std Only	Positive type; Installation requires valve guide machining; (RBB) Rubber
16		Valve Stem Seal Bulk	66	MV-1233 Std Only	O-Ring; Carton of 100; (RBB) Rubber
16		Valve Stem Seal Bulk	66	ST-2003BC Std Only	Positive type; Installation requires valve guide machining; Carton of 100; (RBB) Rubber
8		VALVE SEAT	YEARS	PART NO.	DESCRIPTION
		Seat	66	245-1750-2 Std Only	Loc. Exh.; 1.7550" OD, 1.5000" ID, 0.2160" Depth
8		Seat	66	245-1750-2N Std Only	Loc. Exh.; Premium Material; 1.7550" OD, 1.5000" ID, 0.2160" Depth
8		Seat	66	245-2000-1 Std Only	Loc. Int.; 2.0055" OD, 1.7500" ID, 0.2160" Depth
32		VALVE, MISC	YEARS	PART NO.	DESCRIPTION
		Keeper	66	VK-115A Std Only	1 groove; Square cut key groove; Carton pack 24
32		Keeper	66	VK-115 Std Only	1 groove; Square cut key groove; Carton pack 32
32		Keeper	66	VK-115R Std Only	1 groove; Square cut key groove; Hardened
32		Keeper, Bulk	66	VK-115B Std Only	1 groove; Square cut key groove; Carton of 1000
16		Spring Insert	66	259-301A Std Only	VINTAGE; .060"; Carton of 100
8		PISTON	YEARS	PART NO.	DESCRIPTION
		Cast Piston	66	288P Std-30-40-60	VINTAGE; Cast; .9804" Pin Dia.; 2 Rings 5/64 Groove, 1 Ring 3/16 Groove, 1.700 CD, Flat Head w/4 valve reliefs - 10.1:1 C.R.
8		Cast Piston - Individual	66	W288P Std-30-40-60	VINTAGE; Cast; .9804" Pin Dia.; 2 Rings 5/64 Groove, 1 Ring 3/16 Groove, 1.700 CD, Flat Head w/4 valve reliefs - 10.1:1 C.R.
8		POWERFORGED Piston-Individual	66	WL-2269F 30 30-40-60	Powerforged; 0.9802" Pin Dia.; 2 Rings 5/64 Groove, 1 Ring 3/16 Groove, 1.717 CD, Flat Head w/4 valve reliefs. DUROSHIELD® skirt coated piston.
1		RINGS	YEARS	PART NO.	DESCRIPTION
		Premium Set	66	E-253K 30 30-40-60	VINTAGE; 2-5/64, 1-3/16; Premium Moly
1		Standard Set	66	E-253X Std-30-40-60	VINTAGE; 2-5/64, 1-3/16; Iron
1		ENGINE BEARINGS	YEARS	PART NO.	DESCRIPTION
		Main Set	66	113M Std-10-20	Performance; 3/4 grooved
1		Main Set	66	4040M Std-1-10-20-30	VINTAGE; Grooved upper main brgs.
1		Rod Set	66	8-7050CH Std-10-20	Performance
1		Cam Set	66	1220M Std Only	
1		OIL PUMP	YEARS	PART NO.	DESCRIPTION
		Oil Pump	66	224-43364S	High Pressure; 3/4" inlet tube; Incl. screen
1		Inter. Shaft	66	224-61236	
1		Screen Assy.	66	224-11236	3/4" inlet tube
1		GASKETS	YEARS	PART NO.	DESCRIPTION
1		Kit Gasket Set	66	260-1025	VINTAGE; Push rod cover gskt. not incl.
1		FREEZE PLUGS	YEARS	PART NO.	DESCRIPTION
		Brass Block Plug Kit	66	381-8021	VINTAGE
1		Steel Block Plug Kit	66	381-4028	
1		Brass Deep Cup Freeze Plug	66	381-9010	0.938" Diameter
1		Brass Deep Cup Freeze Plug	66	381-9026	1.953" Diameter
1		Steel Deep Cup Freeze Plug	66	381-3039	0.938" Diameter
1		Steel Deep Cup Freeze Plug	66	381-3042	1.953" Diameter
1		Steel Deep Cup Freeze Plug	66	381-3112	2.063" Diameter

GM Car (Incl. Buick, Cad., Chev., Olds., Pontiac)

389 6.4L (6376cc) OHV V8 (16 Valve) (Pontiac), 4.0625" Bore (GMC Eng.), 3-2 Bbl. "Eng. Code XS" 1966 478

QTY	TIMING	YEARS	PART NO.	DESCRIPTION
1	3 Piece Set	66	KT3-350S	VINTAGE; 223-305, 223-371 not sold separately; (1) 222-350; (1) 223-305; (1) 223-371
QTY	CAMSHAFT/LIFTER	YEARS	PART NO.	DESCRIPTION
16	Lifter	66	HT-951 Std Only	Hyd.
16	Lifter, Bulk	66	HT-951B Std Only	Hyd.; Carton of 128
QTY	PUSH ROD	YEARS	PART NO.	DESCRIPTION
16	Push Rod	66	RP-3164 Std-35-60	8.6930" O.A.L.
16	Push Rod	66	RP-3213R Std Only	Chrome-Moly; 8.6900" O.A.L.
QTY	ROCKER PARTS	YEARS	PART NO.	DESCRIPTION
16	Arm Assy.	66	R-848 Std Only	VINTAGE; Incl. arm & ball
16	Arm	66	R-848A Std Only	
QTY	VALVE	YEARS	PART NO.	DESCRIPTION
8	Exhaust	66	V-1813 Std Only	VINTAGE; 10.5:1 C.R.; Chrome plated stem; 1.6400" Head Dia., 0.3410" Stem Dia., 4.8760" O.A.L.
8	Intake	66	V-1743 Std Only	VINTAGE; 10.5:1 C.R.; 1.9190" Head Dia., 0.3407" Stem Dia., 4.8940" O.A.L.
QTY	VALVE SPRING	YEARS	PART NO.	DESCRIPTION
16	Spring	66	VS-651 Std Only	VINTAGE; Loc. Inner; 1.7600" Free Height
16	Spring	66	VS-665 Std Only	VINTAGE; Loc. Outer; 1.9400" Free Height
QTY	VALVE SEAL	YEARS	PART NO.	DESCRIPTION
16	Valve Stem Seal	66	MV-1233C Std Only	O-Ring; (RBB) Rubber
16	Valve Stem Seal	66	ST-2092 Std Only	Positive type, Metal Clad; (RBB) Rubber
16	Valve Stem Seal	66	ST-2003 Std Only	Positive type; Installation requires valve guide machining; (RBB) Rubber
16	Valve Stem Seal Bulk	66	MV-1233 Std Only	O-Ring; Carton of 100; (RBB) Rubber
16	Valve Stem Seal Bulk	66	ST-2003BC Std Only	Positive type; Installation requires valve guide machining; Carton of 100; (RBB) Rubber
QTY	VALVE SEAT	YEARS	PART NO.	DESCRIPTION
8	Seat	66	245-1750-2 Std Only	Loc. Exh.; 1.7550" OD, 1.5000" ID, 0.2160" Depth
8	Seat	66	245-1750-2N Std Only	Loc. Exh.; Premium Material; 1.7550" OD, 1.5000" ID, 0.2160" Depth
8	Seat	66	245-2000-1 Std Only	Loc. Int.; 2.0055" OD, 1.7500" ID, 0.2160" Depth
QTY	VALVE, MISC	YEARS	PART NO.	DESCRIPTION
32	Keeper	66	VK-115A Std Only	1 groove; Square cut key groove; Carton pack 24
32	Keeper	66	VK-115 Std Only	1 groove; Square cut key groove; Carton pack 32
32	Keeper	66	VK-115R Std Only	1 groove; Square cut key groove; Hardened
32	Keeper, Bulk	66	VK-115B Std Only	1 groove; Square cut key groove; Carton of 1000
16	Spring Insert	66	259-301A Std Only	VINTAGE; .060"; Carton of 100
QTY	PISTON	YEARS	PART NO.	DESCRIPTION
8	Cast Piston	66	288P Std-30-40-60	VINTAGE; Cast; .9804" Pin Dia.; 2 Rings 5/64 Groove, 1 Ring 3/16 Groove, 1.700 CD, Flat Head w/4 valve reliefs - 10.1:1 C.R.
8	Cast Piston - Individual	66	W288P Std-30-40-60	VINTAGE; Cast; .9804" Pin Dia.; 2 Rings 5/64 Groove, 1 Ring 3/16 Groove, 1.700 CD, Flat Head w/4 valve reliefs - 10.1:1 C.R.
8	POWERFORGED Piston-Individual	66	WL-2269F 30 30-40-60	Powerforged; 0.9802" Pin Dia.; 2 Rings 5/64 Groove, 1 Ring 3/16 Groove, 1.717 CD, Flat Head w/4 valve reliefs. DUROSHIELD® skirt coated piston.
QTY	RINGS	YEARS	PART NO.	DESCRIPTION
1	Premium Set	66	E-253K 30 30-40-60	VINTAGE; 2-5/64, 1-3/16; Premium Moly
1	Standard Set	66	E-253X Std-30-40-60	VINTAGE; 2-5/64, 1-3/16; Iron
QTY	ENGINE BEARINGS	YEARS	PART NO.	DESCRIPTION
1	Main Set	66	113M Std-10-20	Performance; 3/4 grooved
1	Main Set	66	4040M Std-1-10-20-30	VINTAGE; Grooved upper main brgs.
1	Rod Set	66	8-7050CH Std-10-20	Performance
1	Rod Set	66	8-1555CPA Std-10-20-30-40	VINTAGE
8	Rod Pair	66	1555CPA Std-10-20-30-40	VINTAGE
1	Cam Set	66	1220M Std Only	
QTY	OIL PUMP	YEARS	PART NO.	DESCRIPTION
1	Oil Pump	66	224-43364S	High Pressure; 3/4" inlet tube; Incl. screen
1	Inter. Shaft	66	224-61236	
1	Screen Assy.	66	224-11236	3/4" inlet tube
QTY	GASKETS	YEARS	PART NO.	DESCRIPTION
1	Kit Gasket Set	66	260-1025	VINTAGE; Push rod cover gskt. not incl.
QTY	FREEZE PLUGS	YEARS	PART NO.	DESCRIPTION
1	Brass Block Plug Kit	66	381-8021	VINTAGE
1	Steel Block Plug Kit	66	381-4028	
1	Brass Deep Cup Freeze Plug	66	381-9010	0.938" Diameter

(continued on next page)

GM Car (Incl. Buick, Cad., Chev., Olds., Pontiac)

478 389 6.4L (6376cc) OHV V8 (16 Valve) (Pontiac), 4.0625" Bore (GMC Eng.), 3-2 Bbl. "Eng. Code XS" 1966
(cont.)

QTY	FREEZE PLUGS (cont.)	YEARS	PART NO.	DESCRIPTION
1	Brass Deep Cup Freeze Plug	66	381-9026	1.953" Diameter
1	Steel Deep Cup Freeze Plug	66	381-3039	0.938" Diameter
1	Steel Deep Cup Freeze Plug	66	381-3042	1.953" Diameter
1	Steel Deep Cup Freeze Plug	66	381-3112	2.063" Diameter

479 389 6.4L (6376cc) OHV V8 (16 Valve) (Pontiac), 4.0625" Bore (GMC Eng.), 2 Bbl. "Eng. Code YA" 1966-1965

QTY	TIMING	YEARS	PART NO.	DESCRIPTION
1	3 Piece Set	66-65	KT3-350S	VINTAGE; 223-305, 223-371 not sold separately; (1) 222-350; (1) 223-305; (1) 223-371
1	CAMSHAFT/LIFTER	YEARS	PART NO.	DESCRIPTION
	Camshaft	66-65	CS-641	VINTAGE; 10.5:1 C.R.; Hydraulic, (050) Duration at .050 Lobe Lift, 208 Exh., 198 Int., 111 Degrees Lobe Separation
1	Prelube		55-403 Std Only	1.5 oz. packet
1	Prelube		55-400 Std Only	4 oz. bottle; 1.5 oz. packet No. 55-403 also avail.
16	Lifter	66-65	HT-951 Std Only	Hyd.
16	Lifter, Bulk	66-65	HT-951B Std Only	Hyd.; Carton of 128
QTY	PUSH ROD	YEARS	PART NO.	DESCRIPTION
16	Push Rod	66-65	RP-3164 Std-35-60	8.6930" O.A.L.
16	Push Rod	66-65	RP-3213R Std Only	Chrome-Moly; 8.6900" O.A.L.
QTY	ROCKER PARTS	YEARS	PART NO.	DESCRIPTION
16	Arm Assy.	66-65	R-848 Std Only	VINTAGE; Incl. arm & ball
16	Arm	66-65	R-848A Std Only	
QTY	VALVE	YEARS	PART NO.	DESCRIPTION
8	Exhaust	66-65	V-1813 Std Only	VINTAGE; 10.5:1 C.R.; Chrome plated stem; 1.6400" Head Dia., 0.3410" Stem Dia., 4.8760" O.A.L.
8	Intake	66-65	V-1743 Std Only	VINTAGE; 10.5:1 C.R.; 1.9190" Head Dia., 0.3407" Stem Dia., 4.8940" O.A.L.
QTY	VALVE SPRING	YEARS	PART NO.	DESCRIPTION
16	Spring	66-65	VS-651 Std Only	VINTAGE; Loc. Inner; 1.7600" Free Height
16	Spring	66-65	VS-665 Std Only	VINTAGE; Loc. Outer; 1.9400" Free Height
QTY	VALVE SEAL	YEARS	PART NO.	DESCRIPTION
16	Valve Stem Seal	66-65	MV-1233C Std Only	O-Ring; (RBB) Rubber
16	Valve Stem Seal	66-65	ST-2092 Std Only	Positive type, Metal Clad; (RBB) Rubber
16	Valve Stem Seal	66-65	ST-2003 Std Only	Positive type; Installation requires valve guide machining; (RBB) Rubber
16	Valve Stem Seal Bulk	66-65	MV-1233 Std Only	O-Ring; Carton of 100; (RBB) Rubber
16	Valve Stem Seal Bulk	66-65	ST-2003BC Std Only	Positive type; Installation requires valve guide machining; Carton of 100; (RBB) Rubber
QTY	VALVE SEAT	YEARS	PART NO.	DESCRIPTION
8	Seat	66-65	245-1750-2 Std Only	Loc. Exh.; 1.7550" OD, 1.5000" ID, 0.2160" Depth
8	Seat	66-65	245-1750-2N Std Only	Loc. Exh.; Premium Material; 1.7550" OD, 1.5000" ID, 0.2160" Depth
8	Seat	66-65	245-2000-1 Std Only	Loc. Int.; 2.0055" OD, 1.7500" ID, 0.2160" Depth
QTY	VALVE, MISC	YEARS	PART NO.	DESCRIPTION
32	Keeper	66-65	VK-115A Std Only	1 groove; Square cut key groove; Carton pack 24
32	Keeper	66-65	VK-115 Std Only	1 groove; Square cut key groove; Carton pack 32
32	Keeper	66-65	VK-115R Std Only	1 groove; Square cut key groove; Hardened
32	Keeper, Bulk	66-65	VK-115B Std Only	1 groove; Square cut key groove; Carton of 1000
16	Spring Insert	66-65	259-301A Std Only	VINTAGE; .060"; Carton of 100
QTY	PISTON	YEARS	PART NO.	DESCRIPTION
8	Cast Piston	66-65	288P Std-30-40-60	VINTAGE; Cast; .9804" Pin Dia.; 2 Rings 5/64 Groove, 1 Ring 3/16 Groove, 1.700 CD, Flat Head w/4 valve reliefs - 10.1:1 C.R.
8	Cast Piston - Individual	66-65	W288P Std-30-40-60	VINTAGE; Cast; .9804" Pin Dia.; 2 Rings 5/64 Groove, 1 Ring 3/16 Groove, 1.700 CD, Flat Head w/4 valve reliefs - 10.1:1 C.R.
8	POWERFORGED Piston-Individual	66	WL-2269F 30 30-40-60	Powerforged; 0.9802" Pin Dia.; 2 Rings 5/64 Groove, 1 Ring 3/16 Groove, 1.717 CD, Flat Head w/4 valve reliefs. DUROSHIELD® skirt coated piston.
QTY	RINGS	YEARS	PART NO.	DESCRIPTION
1	Premium Set	66-65	E-253K 30 30-40-60	VINTAGE; 2-5/64, 1-3/16; Premium Moly
1	Standard Set	66-65	E-253X Std-30-40-60	VINTAGE; 2-5/64, 1-3/16; Iron
QTY	ENGINE BEARINGS	YEARS	PART NO.	DESCRIPTION
1	Main Set	66-65	113M Std-10-20	Performance; 3/4 grooved
1	Main Set	66-65	4040M Std-1-10-20-30	VINTAGE; Grooved upper main brgs.
1	Rod Set	66-65	8-7050CH Std-10-20	Performance

VALVE TRAIN

VALVE TRAIN

BLOCK

BLOCK

(continued on next page)

GM Car (Incl. Buick, Cad., Chev., Olds., Pontiac)

389 6.4L (6376cc) OHV V8 (16 Valve) (Pontiac), 4.0625" Bore (GMC Eng.), 2 Bbl. "Eng. Code YA" 1966-1965 479
(cont.)

BLOCK	QTY	ENGINE BEARINGS	YEARS	PART NO.	DESCRIPTION
	1	Cam Set	66-65	1220M Std Only	
	1	OIL PUMP	YEARS	PART NO.	DESCRIPTION
	1	Oil Pump	66-65	224-43364S	High Pressure; 3/4" inlet tube; Incl. screen
	1	Inter. Shaft	66-65	224-61236	
	1	Screen Assy.	66-65	224-11236	3/4" inlet tube
	1	GASKETS	YEARS	PART NO.	DESCRIPTION
	1	Kit Gasket Set	66-65	260-1025	VINTAGE; Push rod cover gskt. not incl.
	1	FREEZE PLUGS	YEARS	PART NO.	DESCRIPTION
	1	Brass Block Plug Kit	66-65	381-8021	VINTAGE
	1	Steel Block Plug Kit	66-65	381-4028	
	1	Brass Deep Cup Freeze Plug	66-65	381-9010	0.938" Diameter
	1	Brass Deep Cup Freeze Plug	66-65	381-9026	1.953" Diameter
	1	Steel Deep Cup Freeze Plug	66-65	381-3039	0.938" Diameter
	1	Steel Deep Cup Freeze Plug	66-65	381-3042	1.953" Diameter
	1	Steel Deep Cup Freeze Plug	66-65	381-3112	2.063" Diameter

389 6.4L (6376cc) OHV V8 (16 Valve) (Pontiac), 4.0625" Bore (GMC Eng.), 2 Bbl. "Eng. Code YB" 1965 480

VALVE TRAIN	QTY	TIMING	YEARS	PART NO.	DESCRIPTION
	1	3 Piece Set	65	KT3-350S	VINTAGE; 223-305, 223-371 not sold separately; (1) 222-350; (1) 223-305; (1) 223-371
	1	CAMSHAFT/LIFTER	YEARS	PART NO.	DESCRIPTION
	1	Camshaft	65	CS-641	VINTAGE; 10.5:1 C.R.; Hydraulic, (050) Duration at .050 Lobe Lift, 208 Exh., 198 Int., 111 Degrees Lobe Separation
	1	Prelube		55-403 Std Only	1.5 oz. packet
	1	Prelube		55-400 Std Only	4 oz. bottle; 1.5 oz. packet No. 55-403 also avail.
	16	Lifter	65	HT-951 Std Only	Hyd.
	16	Lifter, Bulk	65	HT-951B Std Only	Hyd.; Carton of 128
	16	PUSH ROD	YEARS	PART NO.	DESCRIPTION
	16	Push Rod	65	RP-3164 Std-35-60	8.6930" O.A.L.
	16	Push Rod	65	RP-3213R Std Only	Chrome-Moly; 8.6900" O.A.L.
	16	ROCKER PARTS	YEARS	PART NO.	DESCRIPTION
	16	Arm Assy.	65	R-848 Std Only	VINTAGE; Incl. arm & ball
	16	Arm	65	R-848A Std Only	
	8	VALVE	YEARS	PART NO.	DESCRIPTION
	8	Exhaust	65	V-1813 Std Only	VINTAGE; 10.5:1 C.R.; Chrome plated stem; 1.6400" Head Dia., 0.3410" Stem Dia., 4.8760" O.A.L.
	8	Intake	65	V-1743 Std Only	VINTAGE; 10.5:1 C.R.; 1.9190" Head Dia., 0.3407" Stem Dia., 4.8940" O.A.L.
	16	VALVE SPRING	YEARS	PART NO.	DESCRIPTION
	16	Spring	65	VS-651 Std Only	VINTAGE; Loc. Inner; 1.7600" Free Height
	16	Spring	65	VS-665 Std Only	VINTAGE; Loc. Outer; 1.9400" Free Height
	16	VALVE SEAL	YEARS	PART NO.	DESCRIPTION
	16	Valve Stem Seal	65	MV-1233C Std Only	O-Ring; (RBB) Rubber
	16	Valve Stem Seal	65	ST-2092 Std Only	Positive type, Metal Clad; (RBB) Rubber
	16	Valve Stem Seal	65	ST-2003 Std Only	Positive type; Installation requires valve guide machining; (RBB) Rubber
	16	Valve Stem Seal Bulk	65	MV-1233 Std Only	O-Ring; Carton of 100; (RBB) Rubber
	16	Valve Stem Seal Bulk	65	ST-2003BC Std Only	Positive type; Installation requires valve guide machining; Carton of 100; (RBB) Rubber
	8	VALVE SEAT	YEARS	PART NO.	DESCRIPTION
	8	Seat	65	245-1750-2 Std Only	Loc. Exh.; 1.7550" OD, 1.5000" ID, 0.2160" Depth
	8	Seat	65	245-1750-2N Std Only	Loc. Exh.; Premium Material; 1.7550" OD, 1.5000" ID, 0.2160" Depth
	8	Seat	65	245-2000-1 Std Only	Loc. Int.; 2.0055" OD, 1.7500" ID, 0.2160" Depth
	32	VALVE, MISC	YEARS	PART NO.	DESCRIPTION
	32	Keeper	65	VK-115A Std Only	1 groove; Square cut key groove; Carton pack 24
	32	Keeper	65	VK-115 Std Only	1 groove; Square cut key groove; Carton pack 32
	32	Keeper	65	VK-115R Std Only	1 groove; Square cut key groove; Hardened
	32	Keeper, Bulk	65	VK-115B Std Only	1 groove; Square cut key groove; Carton of 1000
	16	Spring Insert	65	259-301A Std Only	VINTAGE; .060"; Carton of 100
	8	PISTON	YEARS	PART NO.	DESCRIPTION
	8	Cast Piston	65	288P Std-30-40-60	VINTAGE; Cast; .9804" Pin Dia.; 2 Rings 5/64 Groove, 1 Ring 3/16 Groove, 1.700 CD, Flat Head w/4 valve reliefs - 10.1:1 C.R.

(continued on next page)

GM Car (Incl. Buick, Cad., Chev., Olds., Pontiac)

480 389 6.4L (6376cc) OHV V8 (16 Valve) (Pontiac), 4.0625" Bore (GMC Eng.), 2 Bbl. "Eng. Code YB" 1965
(cont.)

BLOCK	QTY	PISTON (cont.)	YEARS	PART NO.	DESCRIPTION	BLOCK
	8	Cast Piston - Individual	65	W288P Std-30-40-60	VINTAGE; Cast; .9804" Pin Dia.; 2 Rings 5/64 Groove, 1 Ring 3/16 Groove, 1.700 CD, Flat Head w/4 valve reliefs - 10.1:1 C.R.	
	1	Premium Set	65	E-253K 30 30-40-60	VINTAGE; 2-5/64, 1-3/16; Premium Moly	
	1	Standard Set	65	E-253X Std-30-40-60	VINTAGE; 2-5/64, 1-3/16; Iron	
	1	Main Set	65	113M Std-10-20	Performance; 3/4 grooved	
	1	Main Set	65	4040M Std-1-10-20-30	VINTAGE; Grooved upper main brgs.	
	1	Rod Set	65	8-7050CH Std-10-20	Performance	
	1	Cam Set	65	1220M Std Only		
	1	Oil Pump	65	224-43364S	High Pressure; 3/4" inlet tube; Incl. screen	
	1	Inter. Shaft	65	224-61236		
	1	Screen Assy.	65	224-11236	3/4" inlet tube	
	1	Kit Gasket Set	65	260-1025	VINTAGE; Push rod cover gskt. not incl.	
	1	Brass Block Plug Kit	65	381-8021	VINTAGE	
	1	Steel Block Plug Kit	65	381-4028		
	1	Brass Deep Cup Freeze Plug	65	381-9010	0.938" Diameter	
	1	Brass Deep Cup Freeze Plug	65	381-9026	1.953" Diameter	
	1	Steel Deep Cup Freeze Plug	65	381-3039	0.938" Diameter	
	1	Steel Deep Cup Freeze Plug	65	381-3042	1.953" Diameter	
	1	Steel Deep Cup Freeze Plug	65	381-3112	2.063" Diameter	

481 389 6.4L (6376cc) OHV V8 (16 Valve) (Pontiac), 4.0625" Bore (GMC Eng.), 2 Bbl. "Eng. Code YC" 1966-1965

VALVE TRAIN	QTY	TIMING	YEARS	PART NO.	DESCRIPTION	VALVE TRAIN
	1	3 Piece Set	66-65	KT3-350S	VINTAGE; 223-305, 223-371 not sold separately; (1) 222-350; (1) 223-305; (1) 223-371	
	1	Camshaft	66-65	CS-641	VINTAGE; 10.5:1 C.R.; Hydraulic, (050) Duration at .050 Lobe Lift, 208 Exh., 198 Int., 111 Degrees Lobe Separation	
	1	Prelube		55-403 Std Only	1.5 oz. packet	
	1	Prelube		55-400 Std Only	4 oz. bottle; 1.5 oz. packet No. 55-403 also avail.	
	16	Lifter	66-65	HT-951 Std Only	Hyd.	
	16	Lifter, Bulk	66-65	HT-951B Std Only	Hyd.; Carton of 128	
	16	Push Rod	66-65	RP-3164 Std-35-60	8.6930" O.A.L.	
	16	Push Rod	66-65	RP-3213R Std Only	Chrome-Moly; 8.6900" O.A.L.	
	16	Arm Assy.	66-65	R-848 Std Only	VINTAGE; Incl. arm & ball	
	16	Arm	66-65	R-848A Std Only		
	8	Exhaust	66-65	V-1813 Std Only	VINTAGE; 10.5:1 C.R.; Chrome plated stem; 1.6400" Head Dia., 0.3410" Stem Dia., 4.8760" O.A.L.	
	8	Intake	66-65	V-1743 Std Only	VINTAGE; 10.5:1 C.R.; 1.9190" Head Dia., 0.3407" Stem Dia., 4.8940" O.A.L.	
	16	Spring	66-65	VS-651 Std Only	VINTAGE; Loc. Inner; 1.7600" Free Height	
	16	Spring	66-65	VS-665 Std Only	VINTAGE; Loc. Outer; 1.9400" Free Height	
	16	Valve Stem Seal	66-65	MV-1233C Std Only	O-Ring; (RBB) Rubber	
	16	Valve Stem Seal	66-65	ST-2092 Std Only	Positive type, Metal Clad; (RBB) Rubber	
	16	Valve Stem Seal	66-65	ST-2003 Std Only	Positive type; Installation requires valve guide machining; (RBB) Rubber	
	16	Valve Stem Seal Bulk	66-65	MV-1233 Std Only	O-Ring; Carton of 100; (RBB) Rubber	
	16	Valve Stem Seal Bulk	66-65	ST-2003BC Std Only	Positive type; Installation requires valve guide machining; Carton of 100; (RBB) Rubber	
	8	Seat	66-65	245-1750-2 Std Only	Loc. Exh.; 1.7550" OD, 1.5000" ID, 0.2160" Depth	
	8	Seat	66-65	245-1750-2N Std Only	Loc. Exh.; Premium Material; 1.7550" OD, 1.5000" ID, 0.2160" Depth	
	8	Seat	66-65	245-2000-1 Std Only	Loc. Int.; 2.0055" OD, 1.7500" ID, 0.2160" Depth	
	32	Keeper	66-65	VK-115A Std Only	1 groove; Square cut key groove; Carton pack 24	

(continued on next page)

GM Car (Incl. Buick, Cad., Chev., Olds., Pontiac)

389 6.4L (6376cc) OHV V8 (16 Valve) (Pontiac), 4.0625" Bore (GMC Eng.), 2 Bbl. "Eng. Code YC" 1966-1965 481
(cont.)

QTY	VALVE, MISC (cont.)	YEARS	PART NO.	DESCRIPTION
32	Keeper	66-65	VK-115 Std Only	1 groove; Square cut key groove; Carton pack 32
32	Keeper	66-65	VK-115R Std Only	1 groove; Square cut key groove; Hardened
32	Keeper, Bulk	66-65	VK-115B Std Only	1 groove; Square cut key groove; Carton of 1000
16	Spring Insert	66-65	259-301A Std Only	VINTAGE; .060"; Carton of 100
QTY	PISTON	YEARS	PART NO.	DESCRIPTION
8	Cast Piston	66-65	288P Std-30-40-60	VINTAGE; Cast; .9804" Pin Dia.; 2 Rings 5/64 Groove, 1 Ring 3/16 Groove, 1.700 CD, Flat Head w/4 valve reliefs - 10.1:1 C.R.
8	Cast Piston - Individual	66-65	W288P Std-30-40-60	VINTAGE; Cast; .9804" Pin Dia.; 2 Rings 5/64 Groove, 1 Ring 3/16 Groove, 1.700 CD, Flat Head w/4 valve reliefs - 10.1:1 C.R.
8	POWERFORGED Piston-Individual	66	WL-2269F 30 30-40-60	Powerforged; 0.9802" Pin Dia.; 2 Rings 5/64 Groove, 1 Ring 3/16 Groove, 1.717 CD, Flat Head w/4 valve reliefs. DUROSHIELD® skirt coated piston.
QTY	RINGS	YEARS	PART NO.	DESCRIPTION
1	Premium Set	66-65	E-253K 30 30-40-60	VINTAGE; 2-5/64, 1-3/16; Premium Moly
1	Standard Set	66-65	E-253X Std-30-40-60	VINTAGE; 2-5/64, 1-3/16; Iron
QTY	ENGINE BEARINGS	YEARS	PART NO.	DESCRIPTION
1	Main Set	66-65	113M Std-10-20	Performance; 3/4 grooved
1	Main Set	66-65	4040M Std-1-10-20-30	VINTAGE; Grooved upper main brgs.
1	Rod Set	66-65	8-7050CH Std-10-20	Performance
1	Cam Set	66-65	1220M Std Only	
QTY	OIL PUMP	YEARS	PART NO.	DESCRIPTION
1	Oil Pump	66-65	224-43364S	High Pressure; 3/4" inlet tube; Incl. screen
1	Inter. Shaft	66-65	224-61236	
1	Screen Assy.	66-65	224-11236	3/4" inlet tube
QTY	GASKETS	YEARS	PART NO.	DESCRIPTION
1	Kit Gasket Set	66-65	260-1025	VINTAGE; Push rod cover gskt. not incl.
QTY	FREEZE PLUGS	YEARS	PART NO.	DESCRIPTION
1	Brass Block Plug Kit	66-65	381-8021	VINTAGE
1	Steel Block Plug Kit	66-65	381-4028	
1	Brass Deep Cup Freeze Plug	66-65	381-9010	0.938" Diameter
1	Brass Deep Cup Freeze Plug	66-65	381-9026	1.953" Diameter
1	Steel Deep Cup Freeze Plug	66-65	381-3039	0.938" Diameter
1	Steel Deep Cup Freeze Plug	66-65	381-3042	1.953" Diameter
1	Steel Deep Cup Freeze Plug	66-65	381-3112	2.063" Diameter

389 6.4L (6376cc) OHV V8 (16 Valve) (Pontiac), 4.0625" Bore (GMC Eng.), 2 Bbl. "Eng. Code YD" 1966-1965 482

QTY	TIMING	YEARS	PART NO.	DESCRIPTION
1	3 Piece Set	66-65	KT3-350S	VINTAGE; 223-305, 223-371 not sold separately; (1) 222-350; (1) 223-305; (1) 223-371
QTY	CAMSHAFT/LIFTER	YEARS	PART NO.	DESCRIPTION
1	Camshaft	66-65	CS-641	VINTAGE; 10.5:1 C.R.; Hydraulic, (050) Duration at .050 Lobe Lift, 208 Exh., 198 Int., 111 Degrees Lobe Separation
1	Prelube		55-403 Std Only	1.5 oz. packet
1	Prelube		55-400 Std Only	4 oz. bottle; 1.5 oz. packet No. 55-403 also avail.
16	Lifter	66-65	HT-951 Std Only	Hyd.
16	Lifter, Bulk	66-65	HT-951B Std Only	Hyd.; Carton of 128
QTY	PUSH ROD	YEARS	PART NO.	DESCRIPTION
16	Push Rod	66-65	RP-3164 Std-35-60	8.6930" O.A.L.
16	Push Rod	66-65	RP-3213R Std Only	Chrome-Moly; 8.6900" O.A.L.
QTY	ROCKER PARTS	YEARS	PART NO.	DESCRIPTION
16	Arm Assy.	66-65	R-848 Std Only	VINTAGE; Incl. arm & ball
16	Arm	66-65	R-848A Std Only	
QTY	VALVE	YEARS	PART NO.	DESCRIPTION
8	Exhaust	66-65	V-1813 Std Only	VINTAGE; 10.5:1 C.R.; Chrome plated stem; 1.6400" Head Dia., 0.3410" Stem Dia., 4.8760" O.A.L.
8	Intake	66-65	V-1743 Std Only	VINTAGE; 10.5:1 C.R.; 1.9190" Head Dia., 0.3407" Stem Dia., 4.8940" O.A.L.
QTY	VALVE SPRING	YEARS	PART NO.	DESCRIPTION
16	Spring	66-65	VS-651 Std Only	VINTAGE; Loc. Inner; 1.7600" Free Height
16	Spring	66-65	VS-665 Std Only	VINTAGE; Loc. Outer; 1.9400" Free Height
QTY	VALVE SEAL	YEARS	PART NO.	DESCRIPTION
16	Valve Stem Seal	66-65	MV-1233C Std Only	O-Ring; (RBB) Rubber
16	Valve Stem Seal	66-65	ST-2092 Std Only	Positive type, Metal Clad; (RBB) Rubber

(continued on next page)

GM Car (Incl. Buick, Cad., Chev., Olds., Pontiac)

482 389 6.4L (6376cc) OHV V8 (16 Valve) (Pontiac), 4.0625" Bore (GMC Eng.), 2 Bbl. "Eng. Code YD" 1966-1965
(cont.)

VALVE TRAIN	QTY	VALVE SEAL (cont.)	YEARS	PART NO.	DESCRIPTION	VALVE TRAIN
	16	Valve Stem Seal	66-65	ST-2003 Std Only	Positive type; Installation requires valve guide machining; (RBB) Rubber	
	16	Valve Stem Seal Bulk	66-65	MV-1233 Std Only	O-Ring; Carton of 100; (RBB) Rubber	
	16	Valve Stem Seal Bulk	66-65	ST-2003BC Std Only	Positive type; Installation requires valve guide machining; Carton of 100; (RBB) Rubber	
VALVE TRAIN	QTY	VALVE SEAT	YEARS	PART NO.	DESCRIPTION	VALVE TRAIN
	8	Seat	66-65	245-1750-2 Std Only	Loc. Exh.; 1.7550" OD, 1.5000" ID, 0.2160" Depth	
	8	Seat	66-65	245-1750-2N Std Only	Loc. Exh.; Premium Material; 1.7550" OD, 1.5000" ID, 0.2160" Depth	
	8	Seat	66-65	245-2000-1 Std Only	Loc. Int.; 2.0055" OD, 1.7500" ID, 0.2160" Depth	
VALVE TRAIN	QTY	VALVE, MISC	YEARS	PART NO.	DESCRIPTION	VALVE TRAIN
	32	Keeper	66-65	VK-115A Std Only	1 groove; Square cut key groove; Carton pack 24	
	32	Keeper	66-65	VK-115 Std Only	1 groove; Square cut key groove; Carton pack 32	
	32	Keeper	66-65	VK-115R Std Only	1 groove; Square cut key groove; Hardened	
	32	Keeper, Bulk	66-65	VK-115B Std Only	1 groove; Square cut key groove; Carton of 1000	
	16	Spring Insert	66-65	259-301A Std Only	VINTAGE; .060"; Carton of 100	
BLOCK	QTY	PISTON	YEARS	PART NO.	DESCRIPTION	BLOCK
	8	Cast Piston	66-65	288P Std-30-40-60	VINTAGE; Cast; .9804" Pin Dia.; 2 Rings 5/64 Groove, 1 Ring 3/16 Groove, 1.700 CD, Flat Head w/4 valve reliefs - 10.1:1 C.R.	
	8	Cast Piston - Individual	66-65	W288P Std-30-40-60	VINTAGE; Cast; .9804" Pin Dia.; 2 Rings 5/64 Groove, 1 Ring 3/16 Groove, 1.700 CD, Flat Head w/4 valve reliefs - 10.1:1 C.R.	
	8	POWERFORGED Piston-Individual	66	WL-2269F 30 30-40-60	Powerforged; 0.9802" Pin Dia.; 2 Rings 5/64 Groove, 1 Ring 3/16 Groove, 1.717 CD, Flat Head w/4 valve reliefs. DUROSHIELD® skirt coated piston.	
BLOCK	QTY	RINGS	YEARS	PART NO.	DESCRIPTION	BLOCK
	1	Premium Set	66-65	E-253K 30 30-40-60	VINTAGE; 2-5/64, 1-3/16; Premium Moly	
	1	Standard Set	66-65	E-253X Std-30-40-60	VINTAGE; 2-5/64, 1-3/16; Iron	
BLOCK	QTY	ENGINE BEARINGS	YEARS	PART NO.	DESCRIPTION	BLOCK
	1	Main Set	66-65	113M Std-10-20	Performance; 3/4 grooved	
	1	Main Set	66-65	4040M Std-1-10-20-30	VINTAGE; Grooved upper main brgs.	
	1	Rod Set	66-65	8-7050CH Std-10-20	Performance	
	1	Cam Set	66-65	1220M Std Only		
BLOCK	QTY	OIL PUMP	YEARS	PART NO.	DESCRIPTION	BLOCK
	1	Oil Pump	66-65	224-43364S	High Pressure; 3/4" inlet tube; Incl. screen	
	1	Inter. Shaft	66-65	224-61236		
	1	Screen Assy.	66-65	224-11236	3/4" inlet tube	
BLOCK	QTY	GASKETS	YEARS	PART NO.	DESCRIPTION	BLOCK
	1	Kit Gasket Set	66-65	260-1025	VINTAGE; Push rod cover gskt. not incl.	
BLOCK	QTY	FREEZE PLUGS	YEARS	PART NO.	DESCRIPTION	BLOCK
	1	Brass Block Plug Kit	66-65	381-8021	VINTAGE	
	1	Steel Block Plug Kit	66-65	381-4028		
	1	Brass Deep Cup Freeze Plug	66-65	381-9010	0.938" Diameter	
	1	Brass Deep Cup Freeze Plug	66-65	381-9026	1.953" Diameter	
	1	Steel Deep Cup Freeze Plug	66-65	381-3039	0.938" Diameter	
	1	Steel Deep Cup Freeze Plug	66-65	381-3042	1.953" Diameter	
	1	Steel Deep Cup Freeze Plug	66-65	381-3112	2.063" Diameter	

483 389 6.4L (6376cc) OHV V8 (16 Valve) (Pontiac), 4.0625" Bore (GMC Eng.), 4 Bbl. "Eng. Code YE" 1966-1965

VALVE TRAIN	QTY	TIMING	YEARS	PART NO.	DESCRIPTION	VALVE TRAIN
	1	3 Piece Set	66-65	KT3-350S	VINTAGE; 223-305, 223-371 not sold separately; (1) 222-350; (1) 223-305; (1) 223-371	
VALVE TRAIN	QTY	CAMSHAFT/LIFTER	YEARS	PART NO.	DESCRIPTION	VALVE TRAIN
	1	Camshaft	66-65	CS-641	VINTAGE; 10.5:1 C.R.; Hydraulic, (050) Duration at .050 Lobe Lift, 208 Exh., 198 Int., 111 Degrees Lobe Separation	
	1	Prelube		55-403 Std Only	1.5 oz. packet	
	1	Prelube		55-400 Std Only	4 oz. bottle; 1.5 oz. packet No. 55-403 also avail.	
	16	Lifter	66-65	HT-951 Std Only	Hyd.	
	16	Lifter, Bulk	66-65	HT-951B Std Only	Hyd.; Carton of 128	
VALVE TRAIN	QTY	PUSH ROD	YEARS	PART NO.	DESCRIPTION	VALVE TRAIN
	16	Push Rod	66-65	RP-3164 Std-35-60	8.6930" O.A.L.	
	16	Push Rod	66-65	RP-3213R Std Only	Chrome-Moly; 8.6900" O.A.L.	
VALVE TRAIN	QTY	ROCKER PARTS	YEARS	PART NO.	DESCRIPTION	VALVE TRAIN
	16	Arm Assy.	66-65	R-848 Std Only	VINTAGE; Incl. arm & ball	
	16	Arm	66-65	R-848A Std Only		

(continued on next page)

GM Car (Incl. Buick, Cad., Chev., Olds., Pontiac)

389 6.4L (6376cc) OHV V8 (16 Valve) (Pontiac), 4.0625" Bore (GMC Eng.), 4 Bbl. "Eng. Code YE" 1966-1965 483
(cont.)

QTY	VALVE	YEARS	PART NO.	DESCRIPTION
8	Exhaust	66-65	V-1813 Std Only	VINTAGE; 10.5:1 C.R.; Chrome plated stem; 1.6400" Head Dia., 0.3410" Stem Dia., 4.8760" O.A.L.
8	Intake	66-65	V-1743 Std Only	VINTAGE; 10.5:1 C.R.; 1.9190" Head Dia., 0.3407" Stem Dia., 4.8940" O.A.L.
VALVE TRAIN	VALVE SPRING	YEARS	PART NO.	DESCRIPTION
16	Spring	66-65	VS-651 Std Only	VINTAGE; Loc. Inner; 1.7600" Free Height
16	Spring	66-65	VS-665 Std Only	VINTAGE; Loc. Outer; 1.9400" Free Height
VALVE TRAIN	VALVE SEAL	YEARS	PART NO.	DESCRIPTION
16	Valve Stem Seal	66-65	MV-1233C Std Only	O-Ring; (RBB) Rubber
16	Valve Stem Seal	66-65	ST-2092 Std Only	Positive type, Metal Clad; (RBB) Rubber
16	Valve Stem Seal	66-65	ST-2003 Std Only	Positive type; Installation requires valve guide machining; (RBB) Rubber
16	Valve Stem Seal Bulk	66-65	MV-1233 Std Only	O-Ring; Carton of 100; (RBB) Rubber
16	Valve Stem Seal Bulk	66-65	ST-2003BC Std Only	Positive type; Installation requires valve guide machining; Carton of 100; (RBB) Rubber
VALVE TRAIN	VALVE SEAT	YEARS	PART NO.	DESCRIPTION
8	Seat	66-65	245-1750-2 Std Only	Loc. Exh.; 1.7550" OD, 1.5000" ID, 0.2160" Depth
8	Seat	66-65	245-1750-2N Std Only	Loc. Exh.; Premium Material; 1.7550" OD, 1.5000" ID, 0.2160" Depth
8	Seat	66-65	245-2000-1 Std Only	Loc. Int.; 2.0055" OD, 1.7500" ID, 0.2160" Depth
VALVE TRAIN	VALVE, MISC	YEARS	PART NO.	DESCRIPTION
32	Keeper	66-65	VK-115A Std Only	1 groove; Square cut key groove; Carton pack 24
32	Keeper	66-65	VK-115 Std Only	1 groove; Square cut key groove; Carton pack 32
32	Keeper	66-65	VK-115R Std Only	1 groove; Square cut key groove; Hardened
32	Keeper, Bulk	66-65	VK-115B Std Only	1 groove; Square cut key groove; Carton of 1000
16	Spring Insert	66-65	259-301A Std Only	VINTAGE; .060"; Carton of 100
BLOCK	PISTON	YEARS	PART NO.	DESCRIPTION
8	Cast Piston	66-65	288P Std-30-40-60	VINTAGE; Cast; .9804" Pin Dia.; 2 Rings 5/64 Groove, 1 Ring 3/16 Groove, 1.700 CD, Flat Head w/4 valve reliefs - 10.1:1 C.R.
8	Cast Piston - Individual	66-65	W288P Std-30-40-60	VINTAGE; Cast; .9804" Pin Dia.; 2 Rings 5/64 Groove, 1 Ring 3/16 Groove, 1.700 CD, Flat Head w/4 valve reliefs - 10.1:1 C.R.
8	POWERFORGED Piston-Individual	66	WL-2269F 30 30-40-60	Powerforged; 0.9802" Pin Dia.; 2 Rings 5/64 Groove, 1 Ring 3/16 Groove, 1.717 CD, Flat Head w/4 valve reliefs. DUROSHIELD® skirt coated piston.
BLOCK	RINGS	YEARS	PART NO.	DESCRIPTION
1	Premium Set	66-65	E-253K 30 30-40-60	VINTAGE; 2-5/64, 1-3/16; Premium Moly
1	Standard Set	66-65	E-253X Std-30-40-60	VINTAGE; 2-5/64, 1-3/16; Iron
BLOCK	ENGINE BEARINGS	YEARS	PART NO.	DESCRIPTION
1	Main Set	66-65	113M Std-10-20	Performance; 3/4 grooved
1	Main Set	66-65	4040M Std-1-10-20-30	VINTAGE; Grooved upper main brgs.
1	Rod Set	66-65	8-7050CH Std-10-20	Performance
1	Cam Set	66-65	1220M Std Only	
BLOCK	OIL PUMP	YEARS	PART NO.	DESCRIPTION
1	Oil Pump	66-65	224-43364S	High Pressure; 3/4" inlet tube; Incl. screen
1	Inter. Shaft	66-65	224-61236	
1	Screen Assy.	66-65	224-11236	3/4" inlet tube
BLOCK	GASKETS	YEARS	PART NO.	DESCRIPTION
1	Kit Gasket Set	66-65	260-1025	VINTAGE; Push rod cover gskt. not incl.
BLOCK	FREEZE PLUGS	YEARS	PART NO.	DESCRIPTION
1	Brass Block Plug Kit	66-65	381-8021	VINTAGE
1	Steel Block Plug Kit	66-65	381-4028	
1	Brass Deep Cup Freeze Plug	66-65	381-9010	0.938" Diameter
1	Brass Deep Cup Freeze Plug	66-65	381-9026	1.953" Diameter
1	Steel Deep Cup Freeze Plug	66-65	381-3039	0.938" Diameter
1	Steel Deep Cup Freeze Plug	66-65	381-3042	1.953" Diameter
1	Steel Deep Cup Freeze Plug	66-65	381-3112	2.063" Diameter
389 6.4L (6376cc) OHV V8 (16 Valve) (Pontiac), 4.0625" Bore (GMC Eng.), 4 Bbl. "Eng. Code YF" 1966-1965 484				
BLOCK	TIMING	YEARS	PART NO.	DESCRIPTION
1	3 Piece Set	66-65	KT3-350S	VINTAGE; 223-305, 223-371 not sold separately; (1) 222-350; (1) 223-305; (1) 223-371
BLOCK	CAMSHAFT/LIFTER	YEARS	PART NO.	DESCRIPTION
1	Camshaft	66-65	CS-641	VINTAGE; 10.5:1 C.R.; Hydraulic, (050) Duration at .050 Lobe Lift, 208 Exh., 198 Int., 111 Degrees Lobe Separation
1	Prelube		55-403 Std Only	1.5 oz. packet

(continued on next page)

GM Car (Incl. Buick, Cad., Chev., Olds., Pontiac)

484 389 6.4L (6376cc) OHV V8 (16 Valve) (Pontiac), 4.0625" Bore (GMC Eng.), 4 Bbl. "Eng. Code YF" 1966-1965
(cont.)

QTY	CAMSHAFT/LIFTER	YEARS	PART NO.	DESCRIPTION
1	Prelube		55-400 Std Only	4 oz. bottle; 1.5 oz. packet No. 55-403 also avail.
16	Lifter	66-65	HT-951 Std Only	Hyd.
16	Lifter, Bulk	66-65	HT-951B Std Only	Hyd.; Carton of 128
QTY	PUSH ROD	YEARS	PART NO.	DESCRIPTION
16	Push Rod	66-65	RP-3164 Std-35-60	8.6930" O.A.L.
16	Push Rod	66-65	RP-3213R Std Only	Chrome-Moly; 8.6900" O.A.L.
QTY	ROCKER PARTS	YEARS	PART NO.	DESCRIPTION
16	Arm Assy.	66-65	R-848 Std Only	VINTAGE; Incl. arm & ball
16	Arm	66-65	R-848A Std Only	
QTY	VALVE	YEARS	PART NO.	DESCRIPTION
8	Exhaust	66-65	V-1813 Std Only	VINTAGE; 10.5:1 C.R.; Chrome plated stem; 1.6400" Head Dia., 0.3410" Stem Dia., 4.8760" O.A.L.
8	Intake	66-65	V-1743 Std Only	VINTAGE; 10.5:1 C.R.; 1.9190" Head Dia., 0.3407" Stem Dia., 4.8940" O.A.L.
QTY	VALVE SPRING	YEARS	PART NO.	DESCRIPTION
16	Spring	66-65	VS-651 Std Only	VINTAGE; Loc. Inner; 1.7600" Free Height
16	Spring	66-65	VS-665 Std Only	VINTAGE; Loc. Outer; 1.9400" Free Height
QTY	VALVE SEAL	YEARS	PART NO.	DESCRIPTION
16	Valve Stem Seal	66-65	MV-1233C Std Only	O-Ring; (RBB) Rubber
16	Valve Stem Seal	66-65	ST-2092 Std Only	Positive type, Metal Clad; (RBB) Rubber
16	Valve Stem Seal	66-65	ST-2003 Std Only	Positive type; Installation requires valve guide machining; (RBB) Rubber
16	Valve Stem Seal Bulk	66-65	MV-1233 Std Only	O-Ring; Carton of 100; (RBB) Rubber
16	Valve Stem Seal Bulk	66-65	ST-2003BC Std Only	Positive type; Installation requires valve guide machining; Carton of 100; (RBB) Rubber
QTY	VALVE SEAT	YEARS	PART NO.	DESCRIPTION
8	Seat	66-65	245-1750-2 Std Only	Loc. Exh.; 1.7550" OD, 1.5000" ID, 0.2160" Depth
8	Seat	66-65	245-1750-2N Std Only	Loc. Exh.; Premium Material; 1.7550" OD, 1.5000" ID, 0.2160" Depth
8	Seat	66-65	245-2000-1 Std Only	Loc. Int.; 2.0055" OD, 1.7500" ID, 0.2160" Depth
QTY	VALVE, MISC	YEARS	PART NO.	DESCRIPTION
32	Keeper	66-65	VK-115A Std Only	1 groove; Square cut key groove; Carton pack 24
32	Keeper	66-65	VK-115 Std Only	1 groove; Square cut key groove; Carton pack 32
32	Keeper	66-65	VK-115R Std Only	1 groove; Square cut key groove; Hardened
32	Keeper, Bulk	66-65	VK-115B Std Only	1 groove; Square cut key groove; Carton of 1000
16	Spring Insert	66-65	259-301A Std Only	VINTAGE; .060"; Carton of 100
QTY	PISTON	YEARS	PART NO.	DESCRIPTION
8	Cast Piston	66-65	288P Std-30-40-60	VINTAGE; Cast; .9804" Pin Dia.; 2 Rings 5/64 Groove, 1 Ring 3/16 Groove, 1.700 CD, Flat Head w/4 valve reliefs - 10.1:1 C.R.
8	Cast Piston - Individual	66-65	W288P Std-30-40-60	VINTAGE; Cast; .9804" Pin Dia.; 2 Rings 5/64 Groove, 1 Ring 3/16 Groove, 1.700 CD, Flat Head w/4 valve reliefs - 10.1:1 C.R.
8	POWERFORGED Piston-Individual	66	WL-2269F 30 30-40-60	Powerforged; 0.9802" Pin Dia.; 2 Rings 5/64 Groove, 1 Ring 3/16 Groove, 1.717 CD, Flat Head w/4 valve reliefs. DUROSHIELD® skirt coated piston.
QTY	RINGS	YEARS	PART NO.	DESCRIPTION
1	Premium Set	66-65	E-253K 30 30-40-60	VINTAGE; 2-5/64, 1-3/16; Premium Moly
1	Standard Set	66-65	E-253X Std-30-40-60	VINTAGE; 2-5/64, 1-3/16; Iron
QTY	ENGINE BEARINGS	YEARS	PART NO.	DESCRIPTION
1	Main Set	66-65	113M Std-10-20	Performance; 3/4 grooved
1	Main Set	66-65	4040M Std-1-10-20-30	VINTAGE; Grooved upper main brgs.
1	Rod Set	66-65	8-7050CH Std-10-20	Performance
1	Cam Set	66-65	1220M Std Only	
QTY	OIL PUMP	YEARS	PART NO.	DESCRIPTION
1	Oil Pump	66-65	224-43364S	High Pressure; 3/4" inlet tube; Incl. screen
1	Inter. Shaft	66-65	224-61236	
1	Screen Assy.	66-65	224-11236	3/4" inlet tube
QTY	GASKETS	YEARS	PART NO.	DESCRIPTION
1	Kit Gasket Set	66-65	260-1025	VINTAGE; Push rod cover gskt. not incl.
QTY	FREEZE PLUGS	YEARS	PART NO.	DESCRIPTION
1	Brass Block Plug Kit	66-65	381-8021	VINTAGE
1	Steel Block Plug Kit	66-65	381-4028	
1	Brass Deep Cup Freeze Plug	66-65	381-9010	0.938" Diameter
1	Brass Deep Cup Freeze Plug	66-65	381-9026	1.953" Diameter
1	Steel Deep Cup Freeze Plug	66-65	381-3039	0.938" Diameter
1	Steel Deep Cup Freeze Plug	66-65	381-3042	1.953" Diameter

VALVE TRAIN

VALVE TRAIN

BLOCK

BLOCK

(continued on next page)

GM Car (Incl. Buick, Cad., Chev., Olds., Pontiac)

389 6.4L (6376cc) OHV V8 (16 Valve) (Pontiac), 4.0625" Bore (GMC Eng.), 4 Bbl. "Eng. Code YF" 1966-1965 **484**
(cont.)

QTY	FREEZE PLUGS (cont.)	YEARS	PART NO.	DESCRIPTION
1	Steel Deep Cup Freeze Plug	66-65	381-3112	2.063" Diameter

389 6.4L (6376cc) OHV V8 (16 Valve) (Pontiac), 4.0625" Bore (GMC Eng.), 3-2 Bbl. "Eng. Code YG" 1965 **485**

QTY	TIMING	YEARS	PART NO.	DESCRIPTION
1	3 Piece Set	65	KT3-350S	VINTAGE; 223-305, 223-371 not sold separately; (1) 222-350; (1) 223-305; (1) 223-371
16	CAMSHAFT/LIFTER	65	HT-951 Std Only	DESCRIPTION Hyd.
16	Lifter, Bulk	65	HT-951B Std Only	Hyd.; Carton of 128
16	PUSH ROD	65	RP-3164 Std-35-60	DESCRIPTION 8.6930" O.A.L.
16	Push Rod	65	RP-3213R Std Only	Chrome-Moly; 8.6900" O.A.L.
16	ROCKER PARTS	65	R-848 Std Only	DESCRIPTION VINTAGE; Incl. arm & ball
16	Arm Assy.	65	R-848A Std Only	
8	VALVE	65	V-1813 Std Only	DESCRIPTION VINTAGE; 10.5:1 C.R.; Chrome plated stem; 1.6400" Head Dia., 0.3410" Stem Dia., 4.8760" O.A.L.
8	Exhaust	65	V-1743 Std Only	VINTAGE; 10.5:1 C.R.; 1.9190" Head Dia., 0.3407" Stem Dia., 4.8940" O.A.L.
16	VALVE SPRING	65	VS-651 Std Only	DESCRIPTION VINTAGE; Loc. Inner; 1.7600" Free Height
16	Spring	65	VS-665 Std Only	VINTAGE; Loc. Outer; 1.9400" Free Height
16	VALVE SEAL	65	MV-1233C Std Only	DESCRIPTION O-Ring; (RBB) Rubber
16	Valve Stem Seal	65	ST-2092 Std Only	Positive type, Metal Clad; (RBB) Rubber
16	Valve Stem Seal	65	ST-2003 Std Only	Positive type; Installation requires valve guide machining; (RBB) Rubber
16	Valve Stem Seal Bulk	65	MV-1233 Std Only	O-Ring; Carton of 100; (RBB) Rubber
16	Valve Stem Seal Bulk	65	ST-2003BC Std Only	Positive type; Installation requires valve guide machining; Carton of 100; (RBB) Rubber
8	VALVE SEAT	65	245-1750-2 Std Only	DESCRIPTION Loc. Exh.; 1.7550" OD, 1.5000" ID, 0.2160" Depth
8	Seat	65	245-1750-2N Std Only	Loc. Exh.; Premium Material; 1.7550" OD, 1.5000" ID, 0.2160" Depth
8	Seat	65	245-2000-1 Std Only	Loc. Int.; 2.0055" OD, 1.7500" ID, 0.2160" Depth
32	VALVE, MISC	65	VK-115A Std Only	DESCRIPTION 1 groove; Square cut key groove; Carton pack 24
32	Keeper	65	VK-115 Std Only	1 groove; Square cut key groove; Carton pack 32
32	Keeper	65	VK-115R Std Only	1 groove; Square cut key groove; Hardened
32	Keeper, Bulk	65	VK-115B Std Only	1 groove; Square cut key groove; Carton of 1000
16	Spring Insert	65	259-301A Std Only	VINTAGE; .060"; Carton of 100

VALVE TRAIN

QTY	PISTON	YEARS	PART NO.	DESCRIPTION
8	Cast Piston	65	288P Std-30-40-60	VINTAGE; Cast; .9804" Pin Dia.; 2 Rings 5/64 Groove, 1 Ring 3/16 Groove, 1.700 CD, Flat Head w/4 valve reliefs - 10.1:1 C.R.
8	Cast Piston - Individual	65	W288P Std-30-40-60	VINTAGE; Cast; .9804" Pin Dia.; 2 Rings 5/64 Groove, 1 Ring 3/16 Groove, 1.700 CD, Flat Head w/4 valve reliefs - 10.1:1 C.R.
1	RINGS	65	E-253K 30 30-40-60	DESCRIPTION VINTAGE; 2-5/64, 1-3/16; Premium Moly
1	Premium Set	65	E-253X Std-30-40-60	VINTAGE; 2-5/64, 1-3/16; Iron
1	ENGINE BEARINGS	65	113M Std-10-20	DESCRIPTION Performance; 3/4 grooved
1	Main Set	65	4040M Std-1-10-20-30	VINTAGE; Grooved upper main brgs.
1	Rod Set	65	8-7050CH Std-10-20	Performance
1	Rod Set	65	8-1555CPA Std-10-20-30-40	VINTAGE
8	Rod Pair	65	1555CPA Std-10-20-30-40	VINTAGE
1	Cam Set	65	1220M Std Only	
1	OIL PUMP	65	224-43364S	DESCRIPTION High Pressure; 3/4" inlet tube; Incl. screen
1	Oil Pump	65	224-61236	
1	Inter. Shaft	65	224-11236	3/4" inlet tube
1	Screen Assy.	65	224-11236	
1	GASKETS	65	260-1025	DESCRIPTION VINTAGE; Push rod cover gskt. not incl.
1	Kit Gasket Set	65	260-1025	

BLOCK

(continued on next page)

GM Car (Incl. Buick, Cad., Chev., Olds., Pontiac)

485 389 6.4L (6376cc) OHV V8 (16 Valve) (Pontiac), 4.0625" Bore (GMC Eng.), 3-2 Bbl. "Eng. Code YG" 1965
(cont.)

BLOCK	QTY	FREEZE PLUGS	YEARS	PART NO.	DESCRIPTION	BLOCK
	1	Brass Block Plug Kit	65	381-8021	VINTAGE	
	1	Steel Block Plug Kit	65	381-4028		
	1	Brass Deep Cup Freeze Plug	65	381-9010	0.938" Diameter	
	1	Brass Deep Cup Freeze Plug	65	381-9026	1.953" Diameter	
	1	Steel Deep Cup Freeze Plug	65	381-3039	0.938" Diameter	
	1	Steel Deep Cup Freeze Plug	65	381-3042	1.953" Diameter	
	1	Steel Deep Cup Freeze Plug	65	381-3112	2.063" Diameter	

486 389 6.4L (6376cc) OHV V8 (16 Valve) (Pontiac), 4.0625" Bore (GMC Eng.), 4 Bbl. "Eng. Code YL" 1966

VALVE TRAIN	QTY	TIMING	YEARS	PART NO.	DESCRIPTION	VALVE TRAIN
	1	3 Piece Set	66	KT3-350S	VINTAGE; 223-305, 223-371 not sold separately; (1) 222-350; (1) 223-305; (1) 223-371	
	1	CAMSHAFT/LIFTER	66	CS-641	VINTAGE; 10.5:1 C.R.; Hydraulic, (050) Duration at .050 Lobe Lift, 208 Exh., 198 Int., 111 Degrees Lobe Separation	
	1	Prelube		55-403 Std Only	1.5 oz. packet	
	1	Prelube		55-400 Std Only	4 oz. bottle; 1.5 oz. packet No. 55-403 also avail.	
	16	Lifter	66	HT-951 Std Only	Hyd.	
	16	Lifter, Bulk	66	HT-951B Std Only	Hyd.; Carton of 128	
	16	PUSH ROD	66	RP-3164 Std-35-60	8.6930" O.A.L.	
	16	Push Rod	66	RP-3213R Std Only	Chrome-Moly; 8.6900" O.A.L.	
	16	ROCKER PARTS	66	R-848 Std Only	VINTAGE; Incl. arm & ball	
	16	Arm	66	R-848A Std Only		
	8	VALVE	66	V-1813 Std Only	VINTAGE; 10.5:1 C.R.; Chrome plated stem; 1.6400" Head Dia., 0.3410" Stem Dia., 4.8760" O.A.L.	
	8	Intake	66	V-1743 Std Only	VINTAGE; 10.5:1 C.R.; 1.9190" Head Dia., 0.3407" Stem Dia., 4.8940" O.A.L.	
	16	VALVE SPRING	66	VS-651 Std Only	VINTAGE; Loc. Inner; 1.7600" Free Height	
	16	Spring	66	VS-665 Std Only	VINTAGE; Loc. Outer; 1.9400" Free Height	
	16	VALVE SEAL	66	MV-1233C Std Only	O-Ring; (RBB) Rubber	
	16	Valve Stem Seal	66	ST-2092 Std Only	Positive type, Metal Clad; (RBB) Rubber	
	16	Valve Stem Seal	66	ST-2003 Std Only	Positive type; Installation requires valve guide machining; (RBB) Rubber	
	16	Valve Stem Seal Bulk	66	MV-1233 Std Only	O-Ring; Carton of 100; (RBB) Rubber	
	16	Valve Stem Seal Bulk	66	ST-2003BC Std Only	Positive type; Installation requires valve guide machining; Carton of 100; (RBB) Rubber	
	8	VALVE SEAT	66	245-1750-2 Std Only	Loc. Exh.; 1.7550" OD, 1.5000" ID, 0.2160" Depth	
	8	Seat	66	245-1750-2N Std Only	Loc. Exh.; Premium Material; 1.7550" OD, 1.5000" ID, 0.2160" Depth	
	8	Seat	66	245-2000-1 Std Only	Loc. Int.; 2.0055" OD, 1.7500" ID, 0.2160" Depth	
	32	VALVE, MISC	66	VK-115A Std Only	1 groove; Square cut key groove; Carton pack 24	
	32	Keeper	66	VK-115 Std Only	1 groove; Square cut key groove; Carton pack 32	
	32	Keeper	66	VK-115R Std Only	1 groove; Square cut key groove; Hardened	
	32	Keeper, Bulk	66	VK-115B Std Only	1 groove; Square cut key groove; Carton of 1000	
	16	Spring Insert	66	259-301A Std Only	VINTAGE; .060"; Carton of 100	
	8	PISTON	66	288P Std-30-40-60	VINTAGE; Cast; .9804" Pin Dia.; 2 Rings 5/64 Groove, 1 Ring 3/16 Groove, 1.700 CD, Flat Head w/4 valve reliefs - 10.1:1 C.R.	
	8	Cast Piston - Individual	66	W288P Std-30-40-60	VINTAGE; Cast; .9804" Pin Dia.; 2 Rings 5/64 Groove, 1 Ring 3/16 Groove, 1.700 CD, Flat Head w/4 valve reliefs - 10.1:1 C.R.	
	8	POWERFORGED Piston-Individual	66	WL-2269F 30 30-40-60	Powerforged; 0.9802" Pin Dia.; 2 Rings 5/64 Groove, 1 Ring 3/16 Groove, 1.717 CD, Flat Head w/4 valve reliefs. DUROSHIELD® skirt coated piston.	
	1	RINGS	66	E-253K 30 30-40-60	VINTAGE; 2-5/64, 1-3/16; Premium Moly	
	1	Standard Set	66	E-253X Std-30-40-60	VINTAGE; 2-5/64, 1-3/16; Iron	
	1	ENGINE BEARINGS	66	113M Std-10-20	Performance; 3/4 grooved	

(continued on next page)

GM Car (Incl. Buick, Cad., Chev., Olds., Pontiac)

389 6.4L (6376cc) OHV V8 (16 Valve) (Pontiac), 4.0625" Bore (GMC Eng.), 4 Bbl. "Eng. Code YL" 1966 486
(cont.)

BLOCK	QTY	ENGINE BEARINGS	YEARS	PART NO.	DESCRIPTION
	1	Main Set	66	4040M Std-1-10-20-30	VINTAGE; Grooved upper main brgs.
	1	Rod Set	66	8-7050CH Std-10-20	Performance
	1	Cam Set	66	1220M Std Only	
	QTY	OIL PUMP	YEARS	PART NO.	DESCRIPTION
	1	Oil Pump	66	224-43364S	High Pressure; 3/4" inlet tube; Incl. screen
	1	Inter. Shaft	66	224-61236	
	1	Screen Assy.	66	224-11236	3/4" inlet tube
	QTY	GASKETS	YEARS	PART NO.	DESCRIPTION
	1	Kit Gasket Set	66	260-1025	VINTAGE; Push rod cover gskt. not incl.
	QTY	FREEZE PLUGS	YEARS	PART NO.	DESCRIPTION
	1	Brass Block Plug Kit	66	381-8021	VINTAGE
	1	Steel Block Plug Kit	66	381-4028	
	1	Brass Deep Cup Freeze Plug	66	381-9010	0.938" Diameter
	1	Brass Deep Cup Freeze Plug	66	381-9026	1.953" Diameter
	1	Steel Deep Cup Freeze Plug	66	381-3039	0.938" Diameter
	1	Steel Deep Cup Freeze Plug	66	381-3042	1.953" Diameter
	1	Steel Deep Cup Freeze Plug	66	381-3112	2.063" Diameter

389 6.4L (6376cc) OHV V8 (16 Valve) (Pontiac), 4.0625" Bore (GMC Eng.), 2 Bbl. "Eng. Code YN" 1965 487

VALVE TRAIN	QTY	TIMING	YEARS	PART NO.	DESCRIPTION
	1	3 Piece Set	65	KT3-350S	VINTAGE; 223-305, 223-371 not sold separately; (1) 222-350; (1) 223-305; (1) 223-371
	QTY	CAMSHAFT/LIFTER	YEARS	PART NO.	DESCRIPTION
	1	Camshaft	65	CS-641	VINTAGE; 10.5:1 C.R.; Hydraulic, (050) Duration at .050 Lobe Lift, 208 Exh., 198 Int., 111 Degrees Lobe Separation
	1	Prelube		55-403 Std Only	1.5 oz. packet
	1	Prelube		55-400 Std Only	4 oz. bottle; 1.5 oz. packet No. 55-403 also avail.
	16	Lifter	65	HT-951 Std Only	Hyd.
	16	Lifter, Bulk	65	HT-951B Std Only	Hyd.; Carton of 128
	QTY	PUSH ROD	YEARS	PART NO.	DESCRIPTION
	16	Push Rod	65	RP-3164 Std-35-60	8.6930" O.A.L.
	16	Push Rod	65	RP-3213R Std Only	Chrome-Moly; 8.6900" O.A.L.
	QTY	ROCKER PARTS	YEARS	PART NO.	DESCRIPTION
	16	Arm Assy.	65	R-848 Std Only	VINTAGE; Incl. arm & ball
	16	Arm	65	R-848A Std Only	
	QTY	VALVE	YEARS	PART NO.	DESCRIPTION
	8	Exhaust	65	V-1813 Std Only	VINTAGE; 10.5:1 C.R.; Chrome plated stem; 1.6400" Head Dia., 0.3410" Stem Dia., 4.8760" O.A.L.
	8	Intake	65	V-1743 Std Only	VINTAGE; 10.5:1 C.R.; 1.9190" Head Dia., 0.3407" Stem Dia., 4.8940" O.A.L.
	QTY	VALVE SPRING	YEARS	PART NO.	DESCRIPTION
	16	Spring	65	VS-651 Std Only	VINTAGE; Loc. Inner; 1.7600" Free Height
	16	Spring	65	VS-665 Std Only	VINTAGE; Loc. Outer; 1.9400" Free Height
	QTY	VALVE SEAL	YEARS	PART NO.	DESCRIPTION
	16	Valve Stem Seal	65	MV-1233C Std Only	O-Ring; (RBB) Rubber
	16	Valve Stem Seal	65	ST-2092 Std Only	Positive type, Metal Clad; (RBB) Rubber
	16	Valve Stem Seal	65	ST-2003 Std Only	Positive type; Installation requires valve guide machining; (RBB) Rubber
	16	Valve Stem Seal Bulk	65	MV-1233 Std Only	O-Ring; Carton of 100; (RBB) Rubber
	16	Valve Stem Seal Bulk	65	ST-2003BC Std Only	Positive type; Installation requires valve guide machining; Carton of 100; (RBB) Rubber
	QTY	VALVE SEAT	YEARS	PART NO.	DESCRIPTION
	8	Seat	65	245-1750-2 Std Only	Loc. Exh.; 1.7550" OD, 1.5000" ID, 0.2160" Depth
	8	Seat	65	245-1750-2N Std Only	Loc. Exh.; Premium Material; 1.7550" OD, 1.5000" ID, 0.2160" Depth
	8	Seat	65	245-2000-1 Std Only	Loc. Int.; 2.0055" OD, 1.7500" ID, 0.2160" Depth
	QTY	VALVE, MISC	YEARS	PART NO.	DESCRIPTION
	32	Keeper	65	VK-115A Std Only	1 groove; Square cut key groove; Carton pack 24
	32	Keeper	65	VK-115 Std Only	1 groove; Square cut key groove; Carton pack 32
	32	Keeper	65	VK-115R Std Only	1 groove; Square cut key groove; Hardened
	32	Keeper, Bulk	65	VK-115B Std Only	1 groove; Square cut key groove; Carton of 1000
	16	Spring Insert	65	259-301A Std Only	VINTAGE; .060"; Carton of 100

(continued on next page)

GM Car (Incl. Buick, Cad., Chev., Olds., Pontiac)

487 389 6.4L (6376cc) OHV V8 (16 Valve) (Pontiac), 4.0625" Bore (GMC Eng.), 2 Bbl. "Eng. Code YN" 1965
(cont.)

BLOCK	QTY	PISTON	YEARS	PART NO.	DESCRIPTION	BLOCK
	8	Cast Piston	65	288P Std-30-40-60	VINTAGE; Cast; .9804" Pin Dia.; 2 Rings 5/64 Groove, 1 Ring 3/16 Groove, 1.700 CD, Flat Head w/4 valve reliefs - 10.1:1 C.R.	
	8	Cast Piston - Individual	65	W288P Std-30-40-60	VINTAGE; Cast; .9804" Pin Dia.; 2 Rings 5/64 Groove, 1 Ring 3/16 Groove, 1.700 CD, Flat Head w/4 valve reliefs - 10.1:1 C.R.	
	QTY	RINGS	YEARS	PART NO.	DESCRIPTION	
	1	Premium Set	65	E-253K 30 30-40-60	VINTAGE; 2-5/64, 1-3/16; Premium Moly	
	1	Standard Set	65	E-253X Std-30-40-60	VINTAGE; 2-5/64, 1-3/16; Iron	
	QTY	ENGINE BEARINGS	YEARS	PART NO.	DESCRIPTION	
	1	Main Set	65	113M Std-10-20	Performance; 3/4 grooved	
	1	Main Set	65	4040M Std-1-10-20-30	VINTAGE; Grooved upper main brgs.	
	1	Rod Set	65	8-7050CH Std-10-20	Performance	
	1	Cam Set	65	1220M Std Only		
	QTY	OIL PUMP	YEARS	PART NO.	DESCRIPTION	
	1	Oil Pump	65	224-43364S	High Pressure; 3/4" inlet tube; Incl. screen	
	1	Inter. Shaft	65	224-61236		
	1	Screen Assy.	65	224-11236	3/4" inlet tube	
	QTY	GASKETS	YEARS	PART NO.	DESCRIPTION	
	1	Kit Gasket Set	65	260-1025	VINTAGE; Push rod cover gskt. not incl.	
	QTY	FREEZE PLUGS	YEARS	PART NO.	DESCRIPTION	
	1	Brass Block Plug Kit	65	381-8021	VINTAGE	
	1	Steel Block Plug Kit	65	381-4028		
	1	Brass Deep Cup Freeze Plug	65	381-9010	0.938" Diameter	
	1	Brass Deep Cup Freeze Plug	65	381-9026	1.953" Diameter	
	1	Steel Deep Cup Freeze Plug	65	381-3039	0.938" Diameter	
	1	Steel Deep Cup Freeze Plug	65	381-3042	1.953" Diameter	
	1	Steel Deep Cup Freeze Plug	65	381-3112	2.063" Diameter	

488 389 6.4L (6376cc) OHV V8 (16 Valve) (Pontiac), 4.0625" Bore (GMC Eng.), 4 Bbl. "Eng. Code YP" 1965

VALVE TRAIN	QTY	TIMING	YEARS	PART NO.	DESCRIPTION	VALVE TRAIN
	1	3 Piece Set	65	KT3-350S	VINTAGE; 223-305, 223-371 not sold separately; (1) 222-350; (1) 223-305; (1) 223-371	
	QTY	CAMSHAFT/LIFTER	YEARS	PART NO.	DESCRIPTION	
	1	Camshaft	65	CS-641	VINTAGE; 10.5:1 C.R.; Hydraulic, (050) Duration at .050 Lobe Lift, 208 Exh., 198 Int., 111 Degrees Lobe Separation	
	1	Prelube		55-403 Std Only	1.5 oz. packet	
	1	Prelube		55-400 Std Only	4 oz. bottle; 1.5 oz. packet No. 55-403 also avail.	
	16	Lifter	65	HT-951 Std Only	Hyd.	
	16	Lifter, Bulk	65	HT-951B Std Only	Hyd.; Carton of 128	
	QTY	PUSH ROD	YEARS	PART NO.	DESCRIPTION	
	16	Push Rod	65	RP-3164 Std-35-60	8.6930" O.A.L.	
	16	Push Rod	65	RP-3213R Std Only	Chrome-Moly; 8.6900" O.A.L.	
	QTY	ROCKER PARTS	YEARS	PART NO.	DESCRIPTION	
	16	Arm Assy.	65	R-848 Std Only	VINTAGE; Incl. arm & ball	
	16	Arm	65	R-848A Std Only		
	QTY	VALVE	YEARS	PART NO.	DESCRIPTION	
	8	Exhaust	65	V-1813 Std Only	VINTAGE; 10.5:1 C.R.; Chrome plated stem; 1.6400" Head Dia., 0.3410" Stem Dia., 4.8760" O.A.L.	
	8	Intake	65	V-1743 Std Only	VINTAGE; 10.5:1 C.R.; 1.9190" Head Dia., 0.3407" Stem Dia., 4.8940" O.A.L.	
	QTY	VALVE SPRING	YEARS	PART NO.	DESCRIPTION	
	16	Spring	65	VS-651 Std Only	VINTAGE; Loc. Inner; 1.7600" Free Height	
	16	Spring	65	VS-665 Std Only	VINTAGE; Loc. Outer; 1.9400" Free Height	
	QTY	VALVE SEAL	YEARS	PART NO.	DESCRIPTION	
	16	Valve Stem Seal	65	MV-1233C Std Only	O-Ring; (RBB) Rubber	
	16	Valve Stem Seal	65	ST-2092 Std Only	Positive type, Metal Clad; (RBB) Rubber	
	16	Valve Stem Seal	65	ST-2003 Std Only	Positive type; Installation requires valve guide machining; (RBB) Rubber	
	16	Valve Stem Seal Bulk	65	MV-1233 Std Only	O-Ring; Carton of 100; (RBB) Rubber	
	16	Valve Stem Seal Bulk	65	ST-2003BC Std Only	Positive type; Installation requires valve guide machining; Carton of 100; (RBB) Rubber	
	QTY	VALVE SEAT	YEARS	PART NO.	DESCRIPTION	
	8	Seat	65	245-1750-2 Std Only	Loc. Exh.; 1.7550" OD, 1.5000" ID, 0.2160" Depth	
	8	Seat	65	245-1750-2N Std Only	Loc. Exh.; Premium Material; 1.7550" OD, 1.5000" ID, 0.2160" Depth	

(continued on next page)

GM Car (Incl. Buick, Cad., Chev., Olds., Pontiac)

389 6.4L (6376cc) OHV V8 (16 Valve) (Pontiac), 4.0625" Bore (GMC Eng.), 4 Bbl. "Eng. Code YP" 1965 488
(cont.)

QTY	VALVE SEAT (cont.)	YEARS	PART NO.	DESCRIPTION
8	Seat	65	245-2000-1 Std Only	Loc. Int.; 2.0055" OD, 1.7500" ID, 0.2160" Depth
32	Keeper	65	VK-115A Std Only	1 groove; Square cut key groove; Carton pack 24
32	Keeper	65	VK-115 Std Only	1 groove; Square cut key groove; Carton pack 32
32	Keeper	65	VK-115R Std Only	1 groove; Square cut key groove; Hardened
32	Keeper, Bulk	65	VK-115B Std Only	1 groove; Square cut key groove; Carton of 1000
16	Spring Insert	65	259-301A Std Only	VINTAGE; .060"; Carton of 100
8	Cast Piston	65	288P Std-30-40-60	VINTAGE; Cast; .9804" Pin Dia.; 2 Rings 5/64 Groove, 1 Ring 3/16 Groove, 1.700 CD, Flat Head w/4 valve reliefs - 10.1:1 C.R.
8	Cast Piston - Individual	65	W288P Std-30-40-60	VINTAGE; Cast; .9804" Pin Dia.; 2 Rings 5/64 Groove, 1 Ring 3/16 Groove, 1.700 CD, Flat Head w/4 valve reliefs - 10.1:1 C.R.
1	Premium Set	65	E-253K 30 30-40-60	VINTAGE; 2-5/64, 1-3/16; Premium Moly
1	Standard Set	65	E-253X Std-30-40-60	VINTAGE; 2-5/64, 1-3/16; Iron
1	Main Set	65	113M Std-10-20	Performance; 3/4 grooved
1	Main Set	65	4040M Std-1-10-20-30	VINTAGE; Grooved upper main brgs.
1	Rod Set	65	8-7050CH Std-10-20	Performance
1	Cam Set	65	1220M Std Only	
1	Oil Pump	65	224-43364S	High Pressure; 3/4" inlet tube; Incl. screen
1	Inter. Shaft	65	224-61236	
1	Screen Assy.	65	224-11236	3/4" inlet tube
1	Kit Gasket Set	65	260-1025	VINTAGE; Push rod cover gskt. not incl.
1	Brass Block Plug Kit	65	381-8021	VINTAGE
1	Steel Block Plug Kit	65	381-4028	
1	Brass Deep Cup Freeze Plug	65	381-9010	0.938" Diameter
1	Brass Deep Cup Freeze Plug	65	381-9026	1.953" Diameter
1	Steel Deep Cup Freeze Plug	65	381-3039	0.938" Diameter
1	Steel Deep Cup Freeze Plug	65	381-3042	1.953" Diameter
1	Steel Deep Cup Freeze Plug	65	381-3112	2.063" Diameter

389 6.4L (6376cc) OHV V8 (16 Valve) (Pontiac), 4.0625" Bore (GMC Eng.), 3-2 Bbl. "Eng. Code YR" 1966-1965 489

QTY	TIMING	YEARS	PART NO.	DESCRIPTION
1	3 Piece Set	66-65	KT3-350S	VINTAGE; 223-305, 223-371 not sold separately; (1) 222-350; (1) 223-305; (1) 223-371
16	Lifter	66-65	HT-951 Std Only	Hyd.
16	Lifter, Bulk	66-65	HT-951B Std Only	Hyd.; Carton of 128
16	Push Rod	66-65	RP-3164 Std-35-60	8.6930" O.A.L.
16	Push Rod	66-65	RP-3213R Std Only	Chrome-Moly; 8.6900" O.A.L.
16	Arm Assy.	66-65	R-848 Std Only	VINTAGE; Incl. arm & ball
16	Arm	66-65	R-848A Std Only	
8	Exhaust	66-65	V-1813 Std Only	VINTAGE; 10.5:1 C.R.; Chrome plated stem; 1.6400" Head Dia., 0.3410" Stem Dia., 4.8760" O.A.L.
8	Intake	66-65	V-1743 Std Only	VINTAGE; 10.5:1 C.R.; 1.9190" Head Dia., 0.3407" Stem Dia., 4.8940" O.A.L.
16	Spring	66-65	VS-651 Std Only	VINTAGE; Loc. Inner; 1.7600" Free Height
16	Spring	66-65	VS-665 Std Only	VINTAGE; Loc. Outer; 1.9400" Free Height
16	Valve Stem Seal	66-65	MV-1233C Std Only	O-Ring; (RBB) Rubber
16	Valve Stem Seal	66-65	ST-2092 Std Only	Positive type, Metal Clad; (RBB) Rubber
16	Valve Stem Seal	66-65	ST-2003 Std Only	Positive type; Installation requires valve guide machining; (RBB) Rubber
16	Valve Stem Seal Bulk	66-65	MV-1233 Std Only	O-Ring; Carton of 100; (RBB) Rubber
16	Valve Stem Seal Bulk	66-65	ST-2003BC Std Only	Positive type; Installation requires valve guide machining; Carton of 100; (RBB) Rubber

(continued on next page)

GM Car (Incl. Buick, Cad., Chev., Olds., Pontiac)

489 389 6.4L (6376cc) OHV V8 (16 Valve) (Pontiac), 4.0625" Bore (GMC Eng.), 3-2 Bbl. "Eng. Code YR" 1966-1965
(cont.)

QTY	VALVE SEAT	YEARS	PART NO.	DESCRIPTION
8	Seat	66-65	245-1750-2 Std Only	Loc. Exh.; 1.7550" OD, 1.5000" ID, 0.2160" Depth
8	Seat	66-65	245-1750-2N Std Only	Loc. Exh.; Premium Material; 1.7550" OD, 1.5000" ID, 0.2160" Depth
8	Seat	66-65	245-2000-1 Std Only	Loc. Int.; 2.0055" OD, 1.7500" ID, 0.2160" Depth
QTY	VALVE, MISC	YEARS	PART NO.	DESCRIPTION
32	Keeper	66-65	VK-115A Std Only	1 groove; Square cut key groove; Carton pack 24
32	Keeper	66-65	VK-115 Std Only	1 groove; Square cut key groove; Carton pack 32
32	Keeper	66-65	VK-115R Std Only	1 groove; Square cut key groove; Hardened
32	Keeper, Bulk	66-65	VK-115B Std Only	1 groove; Square cut key groove; Carton of 1000
16	Spring Insert	66-65	259-301A Std Only	VINTAGE; .060"; Carton of 100
QTY	PISTON	YEARS	PART NO.	DESCRIPTION
8	Cast Piston	66-65	288P Std-30-40-60	VINTAGE; Cast; .9804" Pin Dia.; 2 Rings 5/64 Groove, 1 Ring 3/16 Groove, 1.700 CD, Flat Head w/4 valve reliefs - 10.1:1 C.R.
8	Cast Piston - Individual	66-65	W288P Std-30-40-60	VINTAGE; Cast; .9804" Pin Dia.; 2 Rings 5/64 Groove, 1 Ring 3/16 Groove, 1.700 CD, Flat Head w/4 valve reliefs - 10.1:1 C.R.
8	POWERFORGED Piston-Individual	66	WL-2269F 30 30-40-60	Powerforged; 0.9802" Pin Dia.; 2 Rings 5/64 Groove, 1 Ring 3/16 Groove, 1.717 CD, Flat Head w/4 valve reliefs. DUROSHIELD® skirt coated piston.
QTY	RINGS	YEARS	PART NO.	DESCRIPTION
1	Premium Set	66-65	E-253K 30 30-40-60	VINTAGE; 2-5/64, 1-3/16; Premium Moly
1	Standard Set	66-65	E-253X Std-30-40-60	VINTAGE; 2-5/64, 1-3/16; Iron
QTY	ENGINE BEARINGS	YEARS	PART NO.	DESCRIPTION
1	Main Set	66-65	113M Std-10-20	Performance; 3/4 grooved
1	Main Set	66-65	4040M Std-1-10-20-30	VINTAGE; Grooved upper main brgs.
1	Rod Set	66-65	8-7050CH Std-10-20	Performance
1	Rod Set	66-65	8-1555CPA Std-10-20-30-40	VINTAGE
8	Rod Pair	66-65	1555CPA Std-10-20-30-40	VINTAGE
1	Cam Set	66-65	1220M Std Only	
QTY	OIL PUMP	YEARS	PART NO.	DESCRIPTION
1	Oil Pump	66-65	224-43364S	High Pressure; 3/4" inlet tube; Incl. screen
1	Inter. Shaft	66-65	224-61236	
1	Screen Assy.	66-65	224-11236	3/4" inlet tube
QTY	GASKETS	YEARS	PART NO.	DESCRIPTION
1	Kit Gasket Set	66-65	260-1025	VINTAGE; Push rod cover gskt. not incl.
QTY	FREEZE PLUGS	YEARS	PART NO.	DESCRIPTION
1	Brass Block Plug Kit	66-65	381-8021	VINTAGE
1	Steel Block Plug Kit	66-65	381-4028	
1	Brass Deep Cup Freeze Plug	66-65	381-9010	0.938" Diameter
1	Brass Deep Cup Freeze Plug	66-65	381-9026	1.953" Diameter
1	Steel Deep Cup Freeze Plug	66-65	381-3039	0.938" Diameter
1	Steel Deep Cup Freeze Plug	66-65	381-3042	1.953" Diameter
1	Steel Deep Cup Freeze Plug	66-65	381-3112	2.063" Diameter

490 389 6.4L (6376cc) OHV V8 (16 Valve) (Pontiac), 4.0625" Bore (GMC Eng.), 4 Bbl. "Eng. Code YS" 1966-1965

QTY	TIMING	YEARS	PART NO.	DESCRIPTION
1	3 Piece Set	66-65	KT3-350S	VINTAGE; 223-305, 223-371 not sold separately; (1) 222-350; (1) 223-305; (1) 223-371
QTY	CAMSHAFT/LIFTER	YEARS	PART NO.	DESCRIPTION
1	Camshaft	66-65	CS-641	VINTAGE; 10.5:1 C.R.; Hydraulic, (050) Duration at .050 Lobe Lift, 208 Exh., 198 Int., 111 Degrees Lobe Separation
1	Prelube		55-403 Std Only	1.5 oz. packet
1	Prelube		55-400 Std Only	4 oz. bottle; 1.5 oz. packet No. 55-403 also avail.
16	Lifter	66-65	HT-951 Std Only	Hyd.
16	Lifter, Bulk	66-65	HT-951B Std Only	Hyd.; Carton of 128
QTY	PUSH ROD	YEARS	PART NO.	DESCRIPTION
16	Push Rod	66-65	RP-3164 Std-35-60	8.6930" O.A.L.
16	Push Rod	66-65	RP-3213R Std Only	Chrome-Moly; 8.6900" O.A.L.
QTY	ROCKER PARTS	YEARS	PART NO.	DESCRIPTION
16	Arm Assy.	66-65	R-848 Std Only	VINTAGE; Incl. arm & ball
16	Arm	66-65	R-848A Std Only	
QTY	VALVE	YEARS	PART NO.	DESCRIPTION
8	Exhaust	66-65	V-1813 Std Only	VINTAGE; 10.5:1 C.R.; Chrome plated stem; 1.6400" Head Dia., 0.3410" Stem Dia., 4.8760" O.A.L.

(continued on next page)

GM Car (Incl. Buick, Cad., Chev., Olds., Pontiac)

389 6.4L (6376cc) OHV V8 (16 Valve) (Pontiac), 4.0625" Bore (GMC Eng.), 4 Bbl. "Eng. Code YS" 1966-1965 490 (cont.)

QTY	VALVE (cont.)	YEARS	PART NO.	DESCRIPTION
8	Intake	66-65	V-1743 Std Only	VINTAGE; 10.5:1 C.R.; 1.9190" Head Dia., 0.3407" Stem Dia., 4.8940" O.A.L.
QTY	VALVE SPRING	YEARS	PART NO.	DESCRIPTION
16	Spring	66-65	VS-651 Std Only	VINTAGE; Loc. Inner; 1.7600" Free Height
16	Spring	66-65	VS-665 Std Only	VINTAGE; Loc. Outer; 1.9400" Free Height
QTY	VALVE SEAL	YEARS	PART NO.	DESCRIPTION
16	Valve Stem Seal	66-65	MV-1233C Std Only	O-Ring; (RBB) Rubber
16	Valve Stem Seal	66-65	ST-2092 Std Only	Positive type, Metal Clad; (RBB) Rubber
16	Valve Stem Seal	66-65	ST-2003 Std Only	Positive type; Installation requires valve guide machining; (RBB) Rubber
16	Valve Stem Seal Bulk	66-65	MV-1233 Std Only	O-Ring; Carton of 100; (RBB) Rubber
16	Valve Stem Seal Bulk	66-65	ST-2003BC Std Only	Positive type; Installation requires valve guide machining; Carton of 100; (RBB) Rubber
QTY	VALVE SEAT	YEARS	PART NO.	DESCRIPTION
8	Seat	66-65	245-1750-2 Std Only	Loc. Exh.; 1.7550" OD, 1.5000" ID, 0.2160" Depth
8	Seat	66-65	245-1750-2N Std Only	Loc. Exh.; Premium Material; 1.7550" OD, 1.5000" ID, 0.2160" Depth
8	Seat	66-65	245-2000-1 Std Only	Loc. Int.; 2.0055" OD, 1.7500" ID, 0.2160" Depth
QTY	VALVE, MISC	YEARS	PART NO.	DESCRIPTION
32	Keeper	66-65	VK-115A Std Only	1 groove; Square cut key groove; Carton pack 24
32	Keeper	66-65	VK-115 Std Only	1 groove; Square cut key groove; Carton pack 32
32	Keeper	66-65	VK-115R Std Only	1 groove; Square cut key groove; Hardened
32	Keeper, Bulk	66-65	VK-115B Std Only	1 groove; Square cut key groove; Carton of 1000
16	Spring Insert	66-65	259-301A Std Only	VINTAGE; .060"; Carton of 100
QTY	PISTON	YEARS	PART NO.	DESCRIPTION
8	Cast Piston	66-65	288P Std-30-40-60	VINTAGE; Cast; .9804" Pin Dia.; 2 Rings 5/64 Groove, 1 Ring 3/16 Groove, 1.700 CD, Flat Head w/4 valve reliefs - 10.1:1 C.R.
8	Cast Piston - Individual	66-65	W288P Std-30-40-60	VINTAGE; Cast; .9804" Pin Dia.; 2 Rings 5/64 Groove, 1 Ring 3/16 Groove, 1.700 CD, Flat Head w/4 valve reliefs - 10.1:1 C.R.
8	POWERFORGED Piston-Individual	66	WL-2269F 30 30-40-60	Powerforged; 0.9802" Pin Dia.; 2 Rings 5/64 Groove, 1 Ring 3/16 Groove, 1.717 CD, Flat Head w/4 valve reliefs. DUROSHIELD® skirt coated piston.
QTY	RINGS	YEARS	PART NO.	DESCRIPTION
1	Premium Set	66-65	E-253K 30 30-40-60	VINTAGE; 2-5/64, 1-3/16; Premium Moly
1	Standard Set	66-65	E-253X Std-30-40-60	VINTAGE; 2-5/64, 1-3/16; Iron
QTY	ENGINE BEARINGS	YEARS	PART NO.	DESCRIPTION
1	Main Set	66-65	113M Std-10-20	Performance; 3/4 grooved
1	Main Set	66-65	4040M Std-1-10-20-30	VINTAGE; Grooved upper main brgs.
1	Rod Set	66-65	8-7050CH Std-10-20	Performance
1	Cam Set	66-65	1220M Std Only	
QTY	OIL PUMP	YEARS	PART NO.	DESCRIPTION
1	Oil Pump	66-65	224-43364S	High Pressure; 3/4" inlet tube; Incl. screen
1	Inter. Shaft	66-65	224-61236	
1	Screen Assy.	66-65	224-11236	3/4" inlet tube
QTY	GASKETS	YEARS	PART NO.	DESCRIPTION
1	Kit Gasket Set	66-65	260-1025	VINTAGE; Push rod cover gskt. not incl.
QTY	FREEZE PLUGS	YEARS	PART NO.	DESCRIPTION
1	Brass Block Plug Kit	66-65	381-8021	VINTAGE
1	Steel Block Plug Kit	66-65	381-4028	
1	Brass Deep Cup Freeze Plug	66-65	381-9010	0.938" Diameter
1	Brass Deep Cup Freeze Plug	66-65	381-9026	1.953" Diameter
1	Steel Deep Cup Freeze Plug	66-65	381-3039	0.938" Diameter
1	Steel Deep Cup Freeze Plug	66-65	381-3042	1.953" Diameter
1	Steel Deep Cup Freeze Plug	66-65	381-3112	2.063" Diameter
389 6.4L (6376cc) OHV V8 (16 Valve) (Pontiac), 4.0625" Bore (GMC Eng.), 2 Bbl. "Eng. Code YU" 1966 491				
QTY	TIMING	YEARS	PART NO.	DESCRIPTION
1	3 Piece Set	66	KT3-350S	VINTAGE; 223-305, 223-371 not sold separately; (1) 222-350; (1) 223-305; (1) 223-371
QTY	CAMSHAFT/LIFTER	YEARS	PART NO.	DESCRIPTION
1	Camshaft	66	CS-641	VINTAGE; 10.5:1 C.R.; Hydraulic, (050) Duration at .050 Lobe Lift, 208 Exh., 198 Int., 111 Degrees Lobe Separation
1	Prelube		55-403 Std Only	1.5 oz. packet
1	Prelube		55-400 Std Only	4 oz. bottle; 1.5 oz. packet No. 55-403 also avail.
16	Lifter	66	HT-951 Std Only	Hyd.

(continued on next page)

GM Car (Incl. Buick, Cad., Chev., Olds., Pontiac)

491 389 6.4L (6376cc) OHV V8 (16 Valve) (Pontiac), 4.0625" Bore (GMC Eng.), 2 Bbl. "Eng. Code YU" 1966
(cont.)

		CAMSHAFT/LIFTER			DESCRIPTION
		QTY (cont.)	YEARS	PART NO.	
		16	66	HT-951B Std Only	Hyd.; Carton of 128
		PUSH ROD			DESCRIPTION
		16	66	RP-3164 Std-35-60	8.6930" O.A.L.
		16	66	RP-3213R Std Only	Chrome-Moly; 8.6900" O.A.L.
		ROCKER PARTS			DESCRIPTION
		16	66	R-848 Std Only	VINTAGE; Incl. arm & ball
		16	66	R-848A Std Only	
		VALVE			DESCRIPTION
		8	66	V-1813 Std Only	VINTAGE; 10.5:1 C.R.; Chrome plated stem; 1.6400" Head Dia., 0.3410" Stem Dia., 4.8760" O.A.L.
		8	66	V-1743 Std Only	VINTAGE; 10.5:1 C.R.; 1.9190" Head Dia., 0.3407" Stem Dia., 4.8940" O.A.L.
		VALVE SPRING			DESCRIPTION
		16	66	VS-651 Std Only	VINTAGE; Loc. Inner; 1.7600" Free Height
		16	66	VS-665 Std Only	VINTAGE; Loc. Outer; 1.9400" Free Height
		VALVE SEAL			DESCRIPTION
		16	66	MV-1233C Std Only	O-Ring; (RBB) Rubber
		16	66	ST-2092 Std Only	Positive type, Metal Clad; (RBB) Rubber
		16	66	ST-2003 Std Only	Positive type; Installation requires valve guide machining; (RBB) Rubber
		16	66	MV-1233 Std Only	O-Ring; Carton of 100; (RBB) Rubber
		16	66	ST-2003BC Std Only	Positive type; Installation requires valve guide machining; Carton of 100; (RBB) Rubber
		VALVE SEAT			DESCRIPTION
		8	66	245-1750-2 Std Only	Loc. Exh.; 1.7550" OD, 1.5000" ID, 0.2160" Depth
		8	66	245-1750-2N Std Only	Loc. Exh.; Premium Material; 1.7550" OD, 1.5000" ID, 0.2160" Depth
		8	66	245-2000-1 Std Only	Loc. Int.; 2.0055" OD, 1.7500" ID, 0.2160" Depth
		VALVE, MISC			DESCRIPTION
		32	66	VK-115A Std Only	1 groove; Square cut key groove; Carton pack 24
		32	66	VK-115 Std Only	1 groove; Square cut key groove; Carton pack 32
		32	66	VK-115R Std Only	1 groove; Square cut key groove; Hardened
		32	66	VK-115B Std Only	1 groove; Square cut key groove; Carton of 1000
		16	66	259-301A Std Only	VINTAGE; .060"; Carton of 100
		PISTON			DESCRIPTION
		8	66	288P Std-30-40-60	VINTAGE; Cast; .9804" Pin Dia.; 2 Rings 5/64 Groove, 1 Ring 3/16 Groove, 1.700 CD, Flat Head w/4 valve reliefs - 10.1:1 C.R.
		8	66	W288P Std-30-40-60	VINTAGE; Cast; .9804" Pin Dia.; 2 Rings 5/64 Groove, 1 Ring 3/16 Groove, 1.700 CD, Flat Head w/4 valve reliefs - 10.1:1 C.R.
		8	66	WL-2269F 30 30-40-60	Powerforged; 0.9802" Pin Dia.; 2 Rings 5/64 Groove, 1 Ring 3/16 Groove, 1.717 CD, Flat Head w/4 valve reliefs. DUROSHIELD® skirt coated piston.
		RINGS			DESCRIPTION
		1	66	E-253K 30 30-40-60	VINTAGE; 2-5/64, 1-3/16; Premium Moly
		1	66	E-253X Std-30-40-60	VINTAGE; 2-5/64, 1-3/16; Iron
		ENGINE BEARINGS			DESCRIPTION
		1	66	113M Std-10-20	Performance; 3/4 grooved
		1	66	4040M Std-1-10-20-30	VINTAGE; Grooved upper main brgs.
		1	66	8-7050CH Std-10-20	Performance
		1	66	1220M Std Only	
		OIL PUMP			DESCRIPTION
		1	66	224-43364S	High Pressure; 3/4" inlet tube; Incl. screen
		1	66	224-61236	
		1	66	224-11236	3/4" inlet tube
		GASKETS			DESCRIPTION
		1	66	260-1025	VINTAGE; Push rod cover gskt. not incl.
		FREEZE PLUGS			DESCRIPTION
		1	66	381-8021	VINTAGE
		1	66	381-4028	
		1	66	381-9010	0.938" Diameter
		1	66	381-9026	1.953" Diameter
		1	66	381-3039	0.938" Diameter
		1	66	381-3042	1.953" Diameter
		1	66	381-3112	2.063" Diameter

VALVE TRAIN

VALVE TRAIN

BLOCK

BLOCK

GM Car (Incl. Buick, Cad., Chev., Olds., Pontiac)

389 6.4L (6376cc) OHV V8 (16 Valve) (Pontiac), 4.0625" Bore (GMC Eng.), 2 Bbl. "Eng. Code YV" 1966 492

QTY	TIMING	YEARS	PART NO.	DESCRIPTION
1	3 Piece Set	66	KT3-350S	VINTAGE; 223-305, 223-371 not sold separately; (1) 222-350; (1) 223-305; (1) 223-371
1	CAMSHAFT/LIFTER Camshaft	66	CS-641	DESCRIPTION VINTAGE; 10.5:1 C.R.; Hydraulic, (050) Duration at .050 Lobe Lift, 208 Exh., 198 Int., 111 Degrees Lobe Separation
1	Prelube		55-403 Std Only	1.5 oz. packet
1	Prelube		55-400 Std Only	4 oz. bottle; 1.5 oz. packet No. 55-403 also avail.
16	Lifter	66	HT-951 Std Only	Hyd.
16	Lifter, Bulk	66	HT-951B Std Only	Hyd.; Carton of 128
16	PUSH ROD Push Rod	66	RP-3164 Std-35-60	8.6930" O.A.L.
16	Push Rod	66	RP-3213R Std Only	Chrome-Moly; 8.6900" O.A.L.
16	ROCKER PARTS Arm Assy.	66	R-848 Std Only	DESCRIPTION VINTAGE; Incl. arm & ball
16	Arm	66	R-848A Std Only	
8	VALVE Exhaust	66	V-1813 Std Only	DESCRIPTION VINTAGE; 10.5:1 C.R.; Chrome plated stem; 1.6400" Head Dia., 0.3410" Stem Dia., 4.8760" O.A.L.
8	Intake	66	V-1743 Std Only	VINTAGE; 10.5:1 C.R.; 1.9190" Head Dia., 0.3407" Stem Dia., 4.8940" O.A.L.
16	VALVE SPRING Spring	66	VS-651 Std Only	DESCRIPTION VINTAGE; Loc. Inner; 1.7600" Free Height
16	Spring	66	VS-665 Std Only	VINTAGE; Loc. Outer; 1.9400" Free Height
16	VALVE SEAL Valve Stem Seal	66	MV-1233C Std Only	DESCRIPTION O-Ring; (RBB) Rubber
16	Valve Stem Seal	66	ST-2092 Std Only	Positive type, Metal Clad; (RBB) Rubber
16	Valve Stem Seal	66	ST-2003 Std Only	Positive type; Installation requires valve guide machining; (RBB) Rubber
16	Valve Stem Seal Bulk	66	MV-1233 Std Only	O-Ring; Carton of 100; (RBB) Rubber
16	Valve Stem Seal Bulk	66	ST-2003BC Std Only	Positive type; Installation requires valve guide machining; Carton of 100; (RBB) Rubber
8	VALVE SEAT Seat	66	245-1750-2 Std Only	DESCRIPTION Loc. Exh.; 1.7550" OD, 1.5000" ID, 0.2160" Depth
8	Seat	66	245-1750-2N Std Only	Loc. Exh.; Premium Material; 1.7550" OD, 1.5000" ID, 0.2160" Depth
8	Seat	66	245-2000-1 Std Only	Loc. Int.; 2.0055" OD, 1.7500" ID, 0.2160" Depth
32	VALVE, MISC Keeper	66	VK-115A Std Only	DESCRIPTION 1 groove; Square cut key groove; Carton pack 24
32	Keeper	66	VK-115 Std Only	1 groove; Square cut key groove; Carton pack 32
32	Keeper	66	VK-115R Std Only	1 groove; Square cut key groove; Hardened
32	Keeper, Bulk	66	VK-115B Std Only	1 groove; Square cut key groove; Carton of 1000
16	Spring Insert	66	259-301A Std Only	VINTAGE; .060"; Carton of 100
8	PISTON Cast Piston	66	288P Std-30-40-60	DESCRIPTION VINTAGE; Cast; .9804" Pin Dia.; 2 Rings 5/64 Groove, 1 Ring 3/16 Groove, 1.700 CD, Flat Head w/4 valve reliefs - 10.1:1 C.R.
8	Cast Piston - Individual	66	W288P Std-30-40-60	VINTAGE; Cast; .9804" Pin Dia.; 2 Rings 5/64 Groove, 1 Ring 3/16 Groove, 1.700 CD, Flat Head w/4 valve reliefs - 10.1:1 C.R.
8	POWERFORGED Piston-Individual	66	WL-2269F 30 30-40-60	Powerforged; 0.9802" Pin Dia.; 2 Rings 5/64 Groove, 1 Ring 3/16 Groove, 1.717 CD, Flat Head w/4 valve reliefs. DUROSHIELD® skirt coated piston.
1	RINGS Premium Set	66	E-253K 30 30-40-60	DESCRIPTION VINTAGE; 2-5/64, 1-3/16; Premium Moly
1	Standard Set	66	E-253X Std-30-40-60	VINTAGE; 2-5/64, 1-3/16; Iron
1	ENGINE BEARINGS Main Set	66	113M Std-10-20	DESCRIPTION Performance; 3/4 grooved
1	Main Set	66	4040M Std-1-10-20-30	VINTAGE; Grooved upper main brgs.
1	Rod Set	66	8-7050CH Std-10-20	Performance
1	Cam Set	66	1220M Std Only	
1	OIL PUMP Oil Pump	66	224-43364S	DESCRIPTION High Pressure; 3/4" inlet tube; Incl. screen
1	Inter. Shaft	66	224-61236	
1	Screen Assy.	66	224-11236	3/4" inlet tube
1	GASKETS Kit Gasket Set	66	260-1025	DESCRIPTION VINTAGE; Push rod cover gskt. not incl.

(continued on next page)

GM Car (Incl. Buick, Cad., Chev., Olds., Pontiac)

492 389 6.4L (6376cc) OHV V8 (16 Valve) (Pontiac), 4.0625" Bore (GMC Eng.), 2 Bbl. "Eng. Code YV" 1966
(cont.)

BLOCK	QTY	FREEZE PLUGS	YEARS	PART NO.	DESCRIPTION	BLOCK
	1	Brass Block Plug Kit	66	381-8021	VINTAGE	
	1	Steel Block Plug Kit	66	381-4028		
	1	Brass Deep Cup Freeze Plug	66	381-9010	0.938" Diameter	
	1	Brass Deep Cup Freeze Plug	66	381-9026	1.953" Diameter	
	1	Steel Deep Cup Freeze Plug	66	381-3039	0.938" Diameter	
	1	Steel Deep Cup Freeze Plug	66	381-3042	1.953" Diameter	
	1	Steel Deep Cup Freeze Plug	66	381-3112	2.063" Diameter	

493 389 6.4L (6376cc) OHV V8 (16 Valve) (Pontiac), 4.0625" Bore (GMC Eng.), 4 Bbl. "Eng. Code YW" 1966

VALVE TRAIN	QTY	TIMING	YEARS	PART NO.	DESCRIPTION	VALVE TRAIN
	1	3 Piece Set	66	KT3-350S	VINTAGE; 223-305, 223-371 not sold separately; (1) 222-350; (1) 223-305; (1) 223-371	
	1	CAMSHAFT/LIFTER	66	CS-641	VINTAGE; 10.5:1 C.R.; Hydraulic, (050) Duration at .050 Lobe Lift, 208 Exh., 198 Int., 111 Degrees Lobe Separation	
	1	Prelube		55-403 Std Only	1.5 oz. packet	
	1	Prelube		55-400 Std Only	4 oz. bottle; 1.5 oz. packet No. 55-403 also avail.	
	16	Lifter	66	HT-951 Std Only	Hyd.	
	16	Lifter, Bulk	66	HT-951B Std Only	Hyd.; Carton of 128	
	16	PUSH ROD	66	RP-3164 Std-35-60	8.6930" O.A.L.	
	16	Push Rod	66	RP-3213R Std Only	Chrome-Moly; 8.6900" O.A.L.	
	16	ROCKER PARTS	66	R-848 Std Only	VINTAGE; Incl. arm & ball	
	16	Arm	66	R-848A Std Only		
	8	VALVE	66	V-1813 Std Only	VINTAGE; 10.5:1 C.R.; Chrome plated stem; 1.6400" Head Dia., 0.3410" Stem Dia., 4.8760" O.A.L.	
	8	Intake	66	V-1743 Std Only	VINTAGE; 10.5:1 C.R.; 1.9190" Head Dia., 0.3407" Stem Dia., 4.8940" O.A.L.	
	16	VALVE SPRING	66	VS-651 Std Only	VINTAGE; Loc. Inner; 1.7600" Free Height	
	16	Spring	66	VS-665 Std Only	VINTAGE; Loc. Outer; 1.9400" Free Height	
	16	VALVE SEAL	66	MV-1233C Std Only	O-Ring; (RBB) Rubber	
	16	Valve Stem Seal	66	ST-2092 Std Only	Positive type, Metal Clad; (RBB) Rubber	
	16	Valve Stem Seal	66	ST-2003 Std Only	Positive type; Installation requires valve guide machining; (RBB) Rubber	
	16	Valve Stem Seal Bulk	66	MV-1233 Std Only	O-Ring; Carton of 100; (RBB) Rubber	
	16	Valve Stem Seal Bulk	66	ST-2003BC Std Only	Positive type; Installation requires valve guide machining; Carton of 100; (RBB) Rubber	
	8	VALVE SEAT	66	245-1750-2 Std Only	Loc. Exh.; 1.7550" OD, 1.5000" ID, 0.2160" Depth	
	8	Seat	66	245-1750-2N Std Only	Loc. Exh.; Premium Material; 1.7550" OD, 1.5000" ID, 0.2160" Depth	
	8	Seat	66	245-2000-1 Std Only	Loc. Int.; 2.0055" OD, 1.7500" ID, 0.2160" Depth	
	32	VALVE, MISC	66	VK-115A Std Only	1 groove; Square cut key groove; Carton pack 24	
	32	Keeper	66	VK-115 Std Only	1 groove; Square cut key groove; Carton pack 32	
	32	Keeper	66	VK-115R Std Only	1 groove; Square cut key groove; Hardened	
	32	Keeper, Bulk	66	VK-115B Std Only	1 groove; Square cut key groove; Carton of 1000	
	16	Spring Insert	66	259-301A Std Only	VINTAGE; .060"; Carton of 100	
	8	PISTON	66	288P Std-30-40-60	VINTAGE; Cast; .9804" Pin Dia.; 2 Rings 5/64 Groove, 1 Ring 3/16 Groove, 1.700 CD, Flat Head w/4 valve reliefs - 10.1:1 C.R.	
	8	Cast Piston - Individual	66	W288P Std-30-40-60	VINTAGE; Cast; .9804" Pin Dia.; 2 Rings 5/64 Groove, 1 Ring 3/16 Groove, 1.700 CD, Flat Head w/4 valve reliefs - 10.1:1 C.R.	
	8	POWERFORGED Piston-Individual	66	WL-2269F 30 30-40-60	Powerforged; 0.9802" Pin Dia.; 2 Rings 5/64 Groove, 1 Ring 3/16 Groove, 1.717 CD, Flat Head w/4 valve reliefs. DUROSHIELD® skirt coated piston.	
	1	RINGS	66	E-253K 30 30-40-60	VINTAGE; 2-5/64, 1-3/16; Premium Moly	
	1	Standard Set	66	E-253X Std-30-40-60	VINTAGE; 2-5/64, 1-3/16; Iron	
	1	ENGINE BEARINGS	66	113M Std-10-20	Performance; 3/4 grooved	

(continued on next page)

GM Car (Incl. Buick, Cad., Chev., Olds., Pontiac)

389 6.4L (6376cc) OHV V8 (16 Valve) (Pontiac), 4.0625" Bore (GMC Eng.), 4 Bbl. "Eng. Code YW" 1966 493
(cont.)

BLOCK	QTY	ENGINE BEARINGS	YEARS	PART NO.	DESCRIPTION
	1	Main Set	66	4040M Std-1-10-20-30	VINTAGE; Grooved upper main brgs.
	1	Rod Set	66	8-7050CH Std-10-20	Performance
	1	Cam Set	66	1220M Std Only	
	1	Oil Pump	66	224-43364S	High Pressure; 3/4" inlet tube; Incl. screen
	1	Inter. Shaft	66	224-61236	
	1	Screen Assy.	66	224-11236	3/4" inlet tube
	1	Kit Gasket Set	66	260-1025	VINTAGE; Push rod cover gskt. not incl.
	1	Brass Block Plug Kit	66	381-8021	VINTAGE
	1	Steel Block Plug Kit	66	381-4028	
	1	Brass Deep Cup Freeze Plug	66	381-9010	0.938" Diameter
	1	Brass Deep Cup Freeze Plug	66	381-9026	1.953" Diameter
	1	Steel Deep Cup Freeze Plug	66	381-3039	0.938" Diameter
	1	Steel Deep Cup Freeze Plug	66	381-3042	1.953" Diameter
	1	Steel Deep Cup Freeze Plug	66	381-3112	2.063" Diameter

389 6.4L (6376cc) OHV V8 (16 Valve) (Pontiac), 4.0625" Bore (GMC Eng.), 4 Bbl. "Eng. Code YX" 1966 494

VALVE TRAIN	QTY	TIMING	YEARS	PART NO.	DESCRIPTION
	1	3 Piece Set	66	KT3-350S	VINTAGE; 223-305, 223-371 not sold separately; (1) 222-350; (1) 223-305; (1) 223-371
	1	Camshaft	66	CS-641	VINTAGE; 10.5:1 C.R.; Hydraulic, (050) Duration at .050 Lobe Lift, 208 Exh., 198 Int., 111 Degrees Lobe Separation
	1	Prelube		55-403 Std Only	1.5 oz. packet
	1	Prelube		55-400 Std Only	4 oz. bottle; 1.5 oz. packet No. 55-403 also avail.
	16	Lifter	66	HT-951 Std Only	Hyd.
	16	Lifter, Bulk	66	HT-951B Std Only	Hyd.; Carton of 128
	16	Push Rod	66	RP-3164 Std-35-60	8.6930" O.A.L.
	16	Push Rod	66	RP-3213R Std Only	Chrome-Moly; 8.6900" O.A.L.
	16	Arm Assy.	66	R-848 Std Only	VINTAGE; Incl. arm & ball
	16	Arm	66	R-848A Std Only	
	8	Exhaust	66	V-1813 Std Only	VINTAGE; 10.5:1 C.R.; Chrome plated stem; 1.6400" Head Dia., 0.3410" Stem Dia., 4.8760" O.A.L.
	8	Intake	66	V-1743 Std Only	VINTAGE; 10.5:1 C.R.; 1.9190" Head Dia., 0.3407" Stem Dia., 4.8940" O.A.L.
	16	Spring	66	VS-651 Std Only	VINTAGE; Loc. Inner; 1.7600" Free Height
	16	Spring	66	VS-665 Std Only	VINTAGE; Loc. Outer; 1.9400" Free Height
	16	Valve Stem Seal	66	MV-1233C Std Only	O-Ring; (RBB) Rubber
	16	Valve Stem Seal	66	ST-2092 Std Only	Positive type, Metal Clad; (RBB) Rubber
	16	Valve Stem Seal	66	ST-2003 Std Only	Positive type; Installation requires valve guide machining; (RBB) Rubber
	16	Valve Stem Seal Bulk	66	MV-1233 Std Only	O-Ring; Carton of 100; (RBB) Rubber
	16	Valve Stem Seal Bulk	66	ST-2003BC Std Only	Positive type; Installation requires valve guide machining; Carton of 100; (RBB) Rubber
	8	Seat	66	245-1750-2 Std Only	Loc. Exh.; 1.7550" OD, 1.5000" ID, 0.2160" Depth
	8	Seat	66	245-1750-2N Std Only	Loc. Exh.; Premium Material; 1.7550" OD, 1.5000" ID, 0.2160" Depth
	8	Seat	66	245-2000-1 Std Only	Loc. Int.; 2.0055" OD, 1.7500" ID, 0.2160" Depth
	32	Keeper	66	VK-115A Std Only	1 groove; Square cut key groove; Carton pack 24
	32	Keeper	66	VK-115 Std Only	1 groove; Square cut key groove; Carton pack 32
	32	Keeper	66	VK-115R Std Only	1 groove; Square cut key groove; Hardened
	32	Keeper, Bulk	66	VK-115B Std Only	1 groove; Square cut key groove; Carton of 1000
	16	Spring Insert	66	259-301A Std Only	VINTAGE; .060"; Carton of 100

(continued on next page)

GM Car (Incl. Buick, Cad., Chev., Olds., Pontiac)

494 389 6.4L (6376cc) OHV V8 (16 Valve) (Pontiac), 4.0625" Bore (GMC Eng.), 4 Bbl. "Eng. Code YX" 1966
(cont.)

QTY	PISTON	YEARS	PART NO.	DESCRIPTION
8	Cast Piston	66	288P Std-30-40-60	VINTAGE; Cast; .9804" Pin Dia.; 2 Rings 5/64 Groove, 1 Ring 3/16 Groove, 1.700 CD, Flat Head w/4 valve reliefs - 10.1:1 C.R.
8	Cast Piston - Individual	66	W288P Std-30-40-60	VINTAGE; Cast; .9804" Pin Dia.; 2 Rings 5/64 Groove, 1 Ring 3/16 Groove, 1.700 CD, Flat Head w/4 valve reliefs - 10.1:1 C.R.
8	POWERFORGED Piston-Individual	66	WL-2269F 30 30-40-60	Powerforged; 0.9802" Pin Dia.; 2 Rings 5/64 Groove, 1 Ring 3/16 Groove, 1.717 CD, Flat Head w/4 valve reliefs. DUROSHIELD® skirt coated piston.
QTY	RINGS	YEARS	PART NO.	DESCRIPTION
1	Premium Set	66	E-253K 30 30-40-60	VINTAGE; 2-5/64, 1-3/16; Premium Moly
1	Standard Set	66	E-253X Std-30-40-60	VINTAGE; 2-5/64, 1-3/16; Iron
QTY	ENGINE BEARINGS	YEARS	PART NO.	DESCRIPTION
1	Main Set	66	113M Std-10-20	Performance; 3/4 grooved
1	Main Set	66	4040M Std-1-10-20-30	VINTAGE; Grooved upper main brgs.
1	Rod Set	66	8-7050CH Std-10-20	Performance
1	Cam Set	66	1220M Std Only	
QTY	OIL PUMP	YEARS	PART NO.	DESCRIPTION
1	Oil Pump	66	224-43364S	High Pressure; 3/4" inlet tube; Incl. screen
1	Inter. Shaft	66	224-61236	
1	Screen Assy.	66	224-11236	3/4" inlet tube
QTY	GASKETS	YEARS	PART NO.	DESCRIPTION
1	Kit Gasket Set	66	260-1025	VINTAGE; Push rod cover gskt. not incl.
QTY	FREEZE PLUGS	YEARS	PART NO.	DESCRIPTION
1	Brass Block Plug Kit	66	381-8021	VINTAGE
1	Steel Block Plug Kit	66	381-4028	
1	Brass Deep Cup Freeze Plug	66	381-9010	0.938" Diameter
1	Brass Deep Cup Freeze Plug	66	381-9026	1.953" Diameter
1	Steel Deep Cup Freeze Plug	66	381-3039	0.938" Diameter
1	Steel Deep Cup Freeze Plug	66	381-3042	1.953" Diameter
1	Steel Deep Cup Freeze Plug	66	381-3112	2.063" Diameter

495 389 6.4L (6376cc) OHV V8 (16 Valve) (Pontiac), 4.0625" Bore (GMC Eng.), 2 Bbl. 1959

QTY	TIMING	YEARS	PART NO.	DESCRIPTION
1	3 Piece Set	59	KT3-350S	VINTAGE; 223-305, 223-371 not sold separately; (1) 222-350; (1) 223-305; (1) 223-371
QTY	CAMSHAFT/LIFTER	YEARS	PART NO.	DESCRIPTION
16	Lifter	59	HT-951 Std Only	Hyd.
16	Lifter, Bulk	59	HT-951B Std Only	Hyd.; Carton of 128
QTY	PUSH ROD	YEARS	PART NO.	DESCRIPTION
16	Push Rod	59	RP-3229R Std Only	Chrome-Moly; 9.1300" O.A.L.
16	Push Rod	59	RP-3028 Std Only	VINTAGE; 9.1360" O.A.L.
16	Push Rod, Bulk	59	BRP-3028 Std Only	VINTAGE; Carton of 100; 9.1360" O.A.L.
QTY	VALVE GUIDE	YEARS	PART NO.	DESCRIPTION
8	Guide	59	VG-5034 Std Only	Loc. Exh.; Cut to fit; 0.3430" ID, 2.5000" O.A.L
8	Guide	59	VG-5072 Std Only	VINTAGE; Cut to fit; 0.3440" ID, 2.8750" O.A.L
8	Guide	59	VG-5037 Std Only	VINTAGE; Loc. Int.; 0.3420" ID, 2.7500" O.A.L
8	Guide	59	VG-5075T Std Only	VINTAGE; Loc. Int.; Threaded; 0.3440" ID, 2.8750" O.A.L
8	Guide, Bulk	59	VG-5072B Std Only	VINTAGE; Cut to fit; Carton of 100; 0.3440" ID, 2.8750" O.A.L
8	Guide, Bulk	59	VG-5075TB Std Only	VINTAGE; Loc. Int.; Threaded; Carton of 100; 0.3440" ID, 2.8750" O.A.L
QTY	VALVE SPRING	YEARS	PART NO.	DESCRIPTION
16	Spring	59	VS-445 Std Only	VINTAGE; Loc. Inner; w/M/T; 1.8120" Free Height
16	Spring	59	VS-446 Std Only	VINTAGE; Loc. Outer; w/M/T; 1.9800" Free Height
QTY	VALVE SEAL	YEARS	PART NO.	DESCRIPTION
16	Valve Stem Seal	59	MV-1233C Std Only	O-Ring; (RBB) Rubber
16	Valve Stem Seal	59	ST-2092 Std Only	Positive type, Metal Clad; (RBB) Rubber
16	Valve Stem Seal	59	ST-2003 Std Only	Positive type; Installation requires valve guide machining; (RBB) Rubber
16	Valve Stem Seal Bulk	59	MV-1233 Std Only	O-Ring; Carton of 100; (RBB) Rubber
16	Valve Stem Seal Bulk	59	ST-2003BC Std Only	Positive type; Installation requires valve guide machining; Carton of 100; (RBB) Rubber
QTY	VALVE, MISC	YEARS	PART NO.	DESCRIPTION
32	Keeper	59	VK-115A Std Only	1 groove; Square cut key groove; Carton pack 24
32	Keeper	59	VK-115 Std Only	1 groove; Square cut key groove; Carton pack 32
32	Keeper	59	VK-115R Std Only	1 groove; Square cut key groove; Hardened
32	Keeper, Bulk	59	VK-115B Std Only	1 groove; Square cut key groove; Carton of 1000

(continued on next page)

GM Car (Incl. Buick, Cad., Chev., Olds., Pontiac)

389 6.4L (6376cc) OHV V8 (16 Valve) (Pontiac), 4.0625" Bore (GMC Eng.), 2 Bbl. 1959 495
(cont.)

QTY	VALVE, MISC (cont.)	YEARS	PART NO.	DESCRIPTION
16	Spring Insert	59	259-301A Std Only	VINTAGE; .060"; Carton of 100
QTY	PISTON	YEARS	PART NO.	DESCRIPTION
8	Cast Piston	59	288P Std-30-40-60	VINTAGE; Cast; .9804" Pin Dia.; 2 Rings 5/64 Groove, 1 Ring 3/16 Groove, 1.700 CD, Flat Head w/4 valve reliefs - 10.1:1 C.R.
8	Cast Piston - Individual	59	W288P Std-30-40-60	VINTAGE; Cast; .9804" Pin Dia.; 2 Rings 5/64 Groove, 1 Ring 3/16 Groove, 1.700 CD, Flat Head w/4 valve reliefs - 10.1:1 C.R.
QTY	RINGS	YEARS	PART NO.	DESCRIPTION
1	Premium Set	59	E-253K 30 30-40-60	VINTAGE; 2-5/64, 1-3/16; Premium Moly
1	Standard Set	59	E-253X Std-30-40-60	VINTAGE; 2-5/64, 1-3/16; Iron
QTY	ENGINE BEARINGS	YEARS	PART NO.	DESCRIPTION
1	Main Set	59	113M Std-10-20	Performance; 3/4 grooved
1	Main Set	59	4040M Std-1-10-20-30	VINTAGE; Grooved upper main brgs.
1	Rod Set	59	8-7050CH Std-10-20	Performance
1	Cam Set	59	1146M Std Only	VINTAGE
QTY	OIL PUMP	YEARS	PART NO.	DESCRIPTION
1	Oil Pump	59	224-43364S	High Pressure; 3/4" inlet tube; Incl. screen
1	Inter. Shaft	59	224-61236	
QTY	FREEZE PLUGS	YEARS	PART NO.	DESCRIPTION
1	Brass Block Plug Kit	59	381-8021	VINTAGE
1	Steel Block Plug Kit	59	381-4028	
1	Brass Deep Cup Freeze Plug	59	381-9010	0.938" Diameter
1	Brass Deep Cup Freeze Plug	59	381-9026	1.953" Diameter
1	Steel Deep Cup Freeze Plug	59	381-3039	0.938" Diameter
1	Steel Deep Cup Freeze Plug	59	381-3042	1.953" Diameter
1	Steel Deep Cup Freeze Plug	59	381-3112	2.063" Diameter

389 6.4L (6376cc) OHV V8 (16 Valve) (Pontiac), 4.0625" Bore (GMC Eng.), 3-2 Bbl. 1959 496

QTY	TIMING	YEARS	PART NO.	DESCRIPTION
1	3 Piece Set	59	KT3-350S	VINTAGE; 223-305, 223-371 not sold separately; (1) 222-350; (1) 223-305; (1) 223-371
QTY	CAMSHAFT/LIFTER	YEARS	PART NO.	DESCRIPTION
16	Lifter	59	HT-951 Std Only	Hyd.
16	Lifter, Bulk	59	HT-951B Std Only	Hyd.; Carton of 128
QTY	PUSH ROD	YEARS	PART NO.	DESCRIPTION
16	Push Rod	59	RP-3229R Std Only	Chrome-Moly; 9.1300" O.A.L.
16	Push Rod	59	RP-3028 Std Only	VINTAGE; 9.1360" O.A.L.
16	Push Rod, Bulk	59	BRP-3028 Std Only	VINTAGE; Carton of 100; 9.1360" O.A.L.
QTY	VALVE GUIDE	YEARS	PART NO.	DESCRIPTION
8	Guide	59	VG-5034 Std Only	Loc. Exh.; Cut to fit; 0.3430" ID, 2.5000" O.A.L
8	Guide	59	VG-5072 Std Only	VINTAGE; Cut to fit; 0.3440" ID, 2.8750" O.A.L
8	Guide	59	VG-5037 Std Only	VINTAGE; Loc. Int.; 0.3420" ID, 2.7500" O.A.L
8	Guide	59	VG-5075T Std Only	VINTAGE; Loc. Int.; Threaded; 0.3440" ID, 2.8750" O.A.L
8	Guide, Bulk	59	VG-5072B Std Only	VINTAGE; Cut to fit; Carton of 100; 0.3440" ID, 2.8750" O.A.L
8	Guide, Bulk	59	VG-5075TB Std Only	VINTAGE; Loc. Int.; Threaded; Carton of 100; 0.3440" ID, 2.8750" O.A.L
QTY	VALVE SEAL	YEARS	PART NO.	DESCRIPTION
16	Valve Stem Seal	59	MV-1233C Std Only	O-Ring; (RBB) Rubber
16	Valve Stem Seal	59	ST-2092 Std Only	Positive type, Metal Clad; (RBB) Rubber
16	Valve Stem Seal	59	ST-2003 Std Only	Positive type; Installation requires valve guide machining; (RBB) Rubber
16	Valve Stem Seal Bulk	59	MV-1233 Std Only	O-Ring; Carton of 100; (RBB) Rubber
16	Valve Stem Seal Bulk	59	ST-2003BC Std Only	Positive type; Installation requires valve guide machining; Carton of 100; (RBB) Rubber
QTY	VALVE, MISC	YEARS	PART NO.	DESCRIPTION
32	Keeper	59	VK-115A Std Only	1 groove; Square cut key groove; Carton pack 24
32	Keeper	59	VK-115 Std Only	1 groove; Square cut key groove; Carton pack 32
32	Keeper	59	VK-115R Std Only	1 groove; Square cut key groove; Hardened
32	Keeper, Bulk	59	VK-115B Std Only	1 groove; Square cut key groove; Carton of 1000
16	Spring Insert	59	259-301A Std Only	VINTAGE; .060"; Carton of 100
QTY	PISTON	YEARS	PART NO.	DESCRIPTION
8	Cast Piston	59	288P Std-30-40-60	VINTAGE; Cast; .9804" Pin Dia.; 2 Rings 5/64 Groove, 1 Ring 3/16 Groove, 1.700 CD, Flat Head w/4 valve reliefs - 10.1:1 C.R.

(continued on next page)

GM Car (Incl. Buick, Cad., Chev., Olds., Pontiac)

496 389 6.4L (6376cc) OHV V8 (16 Valve) (Pontiac), 4.0625" Bore (GMC Eng.), 3-2 Bbl. 1959
(cont.)

BLOCK	QTY	PISTON (cont.)	YEARS	PART NO.	DESCRIPTION	BLOCK
	8	Cast Piston - Individual	59	W288P Std-30-40-60	VINTAGE; Cast; .9804" Pin Dia.; 2 Rings 5/64 Groove, 1 Ring 3/16 Groove, 1.700 CD, Flat Head w/4 valve reliefs - 10.1:1 C.R.	
	QTY	RINGS	YEARS	PART NO.	DESCRIPTION	
	1	Premium Set	59	E-253K 30 30-40-60	VINTAGE; 2-5/64, 1-3/16; Premium Moly	
	1	Standard Set	59	E-253X Std-30-40-60	VINTAGE; 2-5/64, 1-3/16; Iron	
	QTY	ENGINE BEARINGS	YEARS	PART NO.	DESCRIPTION	
	1	Main Set	59	113M Std-10-20	Performance; 3/4 grooved	
	1	Main Set	59	4040M Std-1-10-20-30	VINTAGE; Grooved upper main brgs.	
	1	Rod Set	59	8-7050CH Std-10-20	Performance	
	1	Rod Set	59	8-1555CPA Std-10-20-30-40	VINTAGE	
	8	Rod Pair	59	1555CPA Std-10-20-30-40	VINTAGE	
	1	Cam Set	59	1146M Std Only	VINTAGE	
	QTY	OIL PUMP	YEARS	PART NO.	DESCRIPTION	
	1	Oil Pump	59	224-43364S	High Pressure; 3/4" inlet tube; Incl. screen	
	1	Inter. Shaft	59	224-61236		
	QTY	FREEZE PLUGS	YEARS	PART NO.	DESCRIPTION	
	1	Brass Block Plug Kit	59	381-8021	VINTAGE	
	1	Steel Block Plug Kit	59	381-4028		
	1	Brass Deep Cup Freeze Plug	59	381-9010	0.938" Diameter	
	1	Brass Deep Cup Freeze Plug	59	381-9026	1.953" Diameter	
	1	Steel Deep Cup Freeze Plug	59	381-3039	0.938" Diameter	
	1	Steel Deep Cup Freeze Plug	59	381-3042	1.953" Diameter	
	1	Steel Deep Cup Freeze Plug	59	381-3112	2.063" Diameter	

497 389 6.4L (6376cc) OHV V8 (16 Valve) (Pontiac), 4.0625" Bore (GMC Eng.), 4 Bbl. 1959

VALVE TRAIN	QTY	TIMING	YEARS	PART NO.	DESCRIPTION	VALVE TRAIN
	1	3 Piece Set	59	KT3-350S	VINTAGE; 223-305, 223-371 not sold separately; (1) 222-350; (1) 223-305; (1) 223-371	
	QTY	CAMSHAFT/LIFTER	YEARS	PART NO.	DESCRIPTION	
	16	Lifter	59	HT-951 Std Only	Hyd.	
	16	Lifter, Bulk	59	HT-951B Std Only	Hyd.; Carton of 128	
	QTY	PUSH ROD	YEARS	PART NO.	DESCRIPTION	
	16	Push Rod	59	RP-3229R Std Only	Chrome-Moly; 9.1300" O.A.L.	
	16	Push Rod	59	RP-3028 Std Only	VINTAGE; 9.1360" O.A.L.	
	16	Push Rod, Bulk	59	BRP-3028 Std Only	VINTAGE; Carton of 100; 9.1360" O.A.L.	
	QTY	VALVE GUIDE	YEARS	PART NO.	DESCRIPTION	
	8	Guide	59	VG-5034 Std Only	Loc. Exh.; Cut to fit; 0.3430" ID, 2.5000" O.A.L	
	8	Guide	59	VG-5072 Std Only	VINTAGE; Cut to fit; 0.3440" ID, 2.8750" O.A.L	
	8	Guide	59	VG-5037 Std Only	VINTAGE; Loc. Int.; 0.3420" ID, 2.7500" O.A.L	
	8	Guide	59	VG-5075T Std Only	VINTAGE; Loc. Int.; Threaded; 0.3440" ID, 2.8750" O.A.L	
	8	Guide, Bulk	59	VG-5072B Std Only	VINTAGE; Cut to fit; Carton of 100; 0.3440" ID, 2.8750" O.A.L	
	8	Guide, Bulk	59	VG-5075TB Std Only	VINTAGE; Loc. Int.; Threaded; Carton of 100; 0.3440" ID, 2.8750" O.A.L	
	QTY	VALVE SPRING	YEARS	PART NO.	DESCRIPTION	
	16	Spring	59	VS-445 Std Only	VINTAGE; Loc. Inner; w/M/T; 1.8120" Free Height	
	16	Spring	59	VS-446 Std Only	VINTAGE; Loc. Outer; w/M/T; 1.9800" Free Height	
	QTY	VALVE SEAL	YEARS	PART NO.	DESCRIPTION	
	16	Valve Stem Seal	59	MV-1233C Std Only	O-Ring; (RBB) Rubber	
	16	Valve Stem Seal	59	ST-2092 Std Only	Positive type, Metal Clad; (RBB) Rubber	
	16	Valve Stem Seal	59	ST-2003 Std Only	Positive type; Installation requires valve guide machining; (RBB) Rubber	
	16	Valve Stem Seal Bulk	59	MV-1233 Std Only	O-Ring; Carton of 100; (RBB) Rubber	
	16	Valve Stem Seal Bulk	59	ST-2003BC Std Only	Positive type; Installation requires valve guide machining; Carton of 100; (RBB) Rubber	
	QTY	VALVE, MISC	YEARS	PART NO.	DESCRIPTION	
	32	Keeper	59	VK-115A Std Only	1 groove; Square cut key groove; Carton pack 24	
	32	Keeper	59	VK-115 Std Only	1 groove; Square cut key groove; Carton pack 32	
	32	Keeper	59	VK-115R Std Only	1 groove; Square cut key groove; Hardened	
	32	Keeper, Bulk	59	VK-115B Std Only	1 groove; Square cut key groove; Carton of 1000	
	16	Spring Insert	59	259-301A Std Only	VINTAGE; .060"; Carton of 100	
	QTY	PISTON	YEARS	PART NO.	DESCRIPTION	
	8	Cast Piston	59	288P Std-30-40-60	VINTAGE; Cast; .9804" Pin Dia.; 2 Rings 5/64 Groove, 1 Ring 3/16 Groove, 1.700 CD, Flat Head w/4 valve reliefs - 10.1:1 C.R.	

(continued on next page)

GM Car (Incl. Buick, Cad., Chev., Olds., Pontiac)

389 6.4L (6376cc) OHV V8 (16 Valve) (Pontiac), 4.0625" Bore (GMC Eng.), 4 Bbl. 1959 497
(cont.)

	QTY	PART NO.	YEARS	DESCRIPTION
BLOCK	8	PISTON (cont.) Cast Piston - Individual	59	W288P Std-30-40-60 VINTAGE; Cast; .9804" Pin Dia.; 2 Rings 5/64 Groove, 1 Ring 3/16 Groove, 1.700 CD, Flat Head w/4 valve reliefs - 10.1:1 C.R.
	1	RINGS Premium Set	59	E-253K 30 30-40-60 VINTAGE; 2-5/64, 1-3/16; Premium Moly
	1	Standard Set	59	E-253X Std-30-40-60 VINTAGE; 2-5/64, 1-3/16; Iron
	1	ENGINE BEARINGS Main Set	59	113M Std-10-20 Performance; 3/4 grooved
	1	Main Set	59	4040M Std-1-10-20-30 VINTAGE; Grooved upper main brgs.
	1	Rod Set	59	8-7050CH Std-10-20 Performance
	1	Cam Set	59	1146M Std Only VINTAGE
	1	OIL PUMP Oil Pump	59	224-43364S High Pressure; 3/4" inlet tube; Incl. screen
	1	Inter. Shaft	59	224-61236
	1	FREEZE PLUGS Brass Block Plug Kit	59	381-8021 VINTAGE
1	Steel Block Plug Kit	59	381-4028	
1	Brass Deep Cup Freeze Plug	59	381-9010 0.938" Diameter	
1	Brass Deep Cup Freeze Plug	59	381-9026 1.953" Diameter	
1	Steel Deep Cup Freeze Plug	59	381-3039 0.938" Diameter	
1	Steel Deep Cup Freeze Plug	59	381-3042 1.953" Diameter	
1	Steel Deep Cup Freeze Plug	59	381-3112 2.063" Diameter	

390 6.4L (6392cc) OHV V8 (16 Valve) (Cadillac), 4" Bore (GMC Eng.), 4 Bbl. "Eng. Code 06K" 1960 498

	QTY	PART NO.	YEARS	DESCRIPTION
VALVE TRAIN	1	TIMING Timing Chain	60	222-489 VINTAGE; 46 Links
	1	Crank Sprocket	60	223-256 VINTAGE; 18 Teeth
	1	Cam Sprocket	60	223-255A VINTAGE; 36 Teeth
	16	CAMSHAFT/LIFTER Lifter	60	HT-896 Std Only VINTAGE; Hyd.
	16	Lifter, Bulk	60	HT-896B Std Only VINTAGE; Hyd.; Carton of 126
	16	PUSH ROD Push Rod	60	RP-3032 Std Only VINTAGE; 9.6000" O.A.L.
	8	VALVE Exhaust	60	V-1366 Std Only VINTAGE; 1.5000" Head Dia., 0.3419" Stem Dia., 4.8248" O.A.L.
	8	Intake	60	V-1367 Std Only VINTAGE; 1.8750" Head Dia., 0.3420" Stem Dia., 4.7990" O.A.L.
	8	VALVE GUIDE Guide	60	VG-503 Std Only VINTAGE; 0.3450" ID, 2.2660" O.A.L.
	16	VALVE SPRING Spring	60	VS-485 Std Only 2.2500" Free Height
16	VALVE SEAL Valve Stem Seal	60	ST-2092 Std Only Positive type, Metal Clad; (RBB) Rubber	
16	Valve Stem Seal	60	ST-2003 Std Only Positive type; Installation requires valve guide machining; (RBB) Rubber	
16	Valve Stem Seal Bulk	60	ST-2003BC Std Only Positive type; Installation requires valve guide machining; Carton of 100; (RBB) Rubber	
8	VALVE SEAT Seat	60	245-1937-1 Std Only Loc. Int.; 1.9425" OD, 1.6875" ID, 0.2480" Depth	
8	Seat	60	245-1625-4 Std Only VINTAGE; Loc. Exh.; 1.6305" OD, 1.3120" ID, 0.2175" Depth	
32	VALVE, MISC Keeper	60	VK-115A Std Only 1 groove; Square cut key groove; Carton pack 24	
32	Keeper	60	VK-115 Std Only 1 groove; Square cut key groove; Carton pack 32	
32	Keeper	60	VK-115R Std Only 1 groove; Square cut key groove; Hardened	
32	Keeper, Bulk	60	VK-115B Std Only 1 groove; Square cut key groove; Carton of 1000	
BLOCK	1	RINGS Premium Set	60	E-251KC Std-20-30-40-60 2-5/64, 1-3/16; Premium Chrome
	1	Premium Set	60	E-251K Std-10-20-30-40-60 2-5/64, 1-3/16; Premium Moly
	1	Standard Set	60	E-251X Std-10-20-30-40-60-80 2-5/64, 1-3/16; Iron
	8	Premium Single Cylinder Set	60	WE-251K Std-30-40-60 2-5/64, 1-3/16; Premium Moly
	8	Standard Single Cylinder Set	60	WE-251X Std-30-40-60 2-5/64, 1-3/16; Iron
	1	ENGINE BEARINGS Rod Set	60	8-2120CP Std-10-20 VINTAGE
	8	Rod Pair	60	2120CP Std-10-20-30 VINTAGE

GM Car (Incl. Buick, Cad., Chev., Olds., Pontiac)

499 390 6.4L (6392cc) OHV V8 (16 Valve) (Cadillac), 4" Bore (GMC Eng.), 4 Bbl. "Eng. Code 06X" 1960

QTY	TIMING	YEARS	PART NO.	DESCRIPTION
1	Timing Chain	60	222-489	VINTAGE; 46 Links
1	Crank Sprocket	60	223-256	VINTAGE; 18 Teeth
1	Cam Sprocket	60	223-255A	VINTAGE; 36 Teeth
QTY	CAMSHAFT/LIFTER	YEARS	PART NO.	DESCRIPTION
16	Lifter	60	HT-896 Std Only	VINTAGE; Hyd.
16	Lifter, Bulk	60	HT-896B Std Only	VINTAGE; Hyd.; Carton of 126
QTY	PUSH ROD	YEARS	PART NO.	DESCRIPTION
16	Push Rod	60	RP-3032 Std Only	VINTAGE; 9.6000" O.A.L.
QTY	VALVE	YEARS	PART NO.	DESCRIPTION
8	Exhaust	60	V-1366 Std Only	VINTAGE; 1.5000" Head Dia., 0.3419" Stem Dia., 4.8248" O.A.L.
8	Intake	60	V-1367 Std Only	VINTAGE; 1.8750" Head Dia., 0.3420" Stem Dia., 4.7990" O.A.L.
QTY	VALVE GUIDE	YEARS	PART NO.	DESCRIPTION
8	Guide	60	VG-503 Std Only	VINTAGE; 0.3450" ID, 2.2660" O.A.L.
QTY	VALVE SPRING	YEARS	PART NO.	DESCRIPTION
16	Spring	60	VS-485 Std Only	2.2500" Free Height
QTY	VALVE SEAL	YEARS	PART NO.	DESCRIPTION
16	Valve Stem Seal	60	ST-2092 Std Only	Positive type, Metal Clad; (RBB) Rubber
16	Valve Stem Seal	60	ST-2003 Std Only	Positive type; Installation requires valve guide machining; (RBB) Rubber
16	Valve Stem Seal Bulk	60	ST-2003BC Std Only	Positive type; Installation requires valve guide machining; Carton of 100; (RBB) Rubber
QTY	VALVE SEAT	YEARS	PART NO.	DESCRIPTION
8	Seat	60	245-1937-1 Std Only	Loc. Int.; 1.9425" OD, 1.6875" ID, 0.2480" Depth
8	Seat	60	245-1625-4 Std Only	VINTAGE; Loc. Exh.; 1.6305" OD, 1.3120" ID, 0.2175" Depth
QTY	VALVE, MISC	YEARS	PART NO.	DESCRIPTION
32	Keeper	60	VK-115A Std Only	1 groove; Square cut key groove; Carton pack 24
32	Keeper	60	VK-115 Std Only	1 groove; Square cut key groove; Carton pack 32
32	Keeper	60	VK-115R Std Only	1 groove; Square cut key groove; Hardened
32	Keeper, Bulk	60	VK-115B Std Only	1 groove; Square cut key groove; Carton of 1000
QTY	RINGS	YEARS	PART NO.	DESCRIPTION
1	Premium Set	60	E-251KC Std-20-30-40-60	2-5/64, 1-3/16; Premium Chrome
1	Premium Set	60	E-251K Std-10-20-30-40-60	2-5/64, 1-3/16; Premium Moly
1	Standard Set	60	E-251X Std-10-20-30-40-60-80	2-5/64, 1-3/16; Iron
8	Premium Single Cylinder Set	60	WE-251K Std-30-40-60	2-5/64, 1-3/16; Premium Moly
8	Standard Single Cylinder Set	60	WE-251X Std-30-40-60	2-5/64, 1-3/16; Iron
QTY	ENGINE BEARINGS	YEARS	PART NO.	DESCRIPTION
1	Rod Set	60	8-2120CP Std-10-20	VINTAGE
8	Rod Pair	60	2120CP Std-10-20-30	VINTAGE

500 390 6.4L (6392cc) OHV V8 (16 Valve) (Cadillac), 4" Bore (GMC Eng.), 4 Bbl. "Eng. Code 07K" 1960

QTY	TIMING	YEARS	PART NO.	DESCRIPTION
1	Timing Chain	60	222-489	VINTAGE; 46 Links
1	Crank Sprocket	60	223-256	VINTAGE; 18 Teeth
1	Cam Sprocket	60	223-255A	VINTAGE; 36 Teeth
QTY	CAMSHAFT/LIFTER	YEARS	PART NO.	DESCRIPTION
16	Lifter	60	HT-896 Std Only	VINTAGE; Hyd.
16	Lifter, Bulk	60	HT-896B Std Only	VINTAGE; Hyd.; Carton of 126
QTY	PUSH ROD	YEARS	PART NO.	DESCRIPTION
16	Push Rod	60	RP-3032 Std Only	VINTAGE; 9.6000" O.A.L.
QTY	VALVE	YEARS	PART NO.	DESCRIPTION
8	Exhaust	60	V-1366 Std Only	VINTAGE; 1.5000" Head Dia., 0.3419" Stem Dia., 4.8248" O.A.L.
8	Intake	60	V-1367 Std Only	VINTAGE; 1.8750" Head Dia., 0.3420" Stem Dia., 4.7990" O.A.L.
QTY	VALVE GUIDE	YEARS	PART NO.	DESCRIPTION
8	Guide	60	VG-503 Std Only	VINTAGE; 0.3450" ID, 2.2660" O.A.L.
QTY	VALVE SPRING	YEARS	PART NO.	DESCRIPTION
16	Spring	60	VS-485 Std Only	2.2500" Free Height
QTY	VALVE SEAL	YEARS	PART NO.	DESCRIPTION
16	Valve Stem Seal	60	ST-2092 Std Only	Positive type, Metal Clad; (RBB) Rubber
16	Valve Stem Seal	60	ST-2003 Std Only	Positive type; Installation requires valve guide machining; (RBB) Rubber

(continued on next page)

GM Car (Incl. Buick, Cad., Chev., Olds., Pontiac)

390 6.4L (6392cc) OHV V8 (16 Valve) (Cadillac), 4" Bore (GMC Eng.), 4 Bbl. "Eng. Code 07K" 1960 500
(cont.)

QTY	VALVE SEAL (cont.)	YEARS	PART NO.	DESCRIPTION
16	Valve Stem Seal Bulk	60	ST-2003BC Std Only	Positive type; Installation requires valve guide machining; Carton of 100; (RBB) Rubber
8	Valve SEAT	60	245-1937-1 Std Only	Loc. Int.; 1.9425" OD, 1.6875" ID, 0.2480" Depth
8	Seat	60	245-1625-4 Std Only	VINTAGE; Loc. Exh.; 1.6305" OD, 1.3120" ID, 0.2175" Depth
32	Valve, MISC	60	VK-115A Std Only	1 groove; Square cut key groove; Carton pack 24
32	Keeper	60	VK-115 Std Only	1 groove; Square cut key groove; Carton pack 32
32	Keeper	60	VK-115R Std Only	1 groove; Square cut key groove; Hardened
32	Keeper, Bulk	60	VK-115B Std Only	1 groove; Square cut key groove; Carton of 1000
1	RINGS	60	E-251KC Std-20-30-40-60	2-5/64, 1-3/16; Premium Chrome
1	Premium Set	60	E-251K Std-10-20-30-40-60	2-5/64, 1-3/16; Premium Moly
1	Standard Set	60	E-251X Std-10-20-30-40-60-80	2-5/64, 1-3/16; Iron
8	Premium Single Cylinder Set	60	WE-251K Std-30-40-60	2-5/64, 1-3/16; Premium Moly
8	Standard Single Cylinder Set	60	WE-251X Std-30-40-60	2-5/64, 1-3/16; Iron
1	ENGINE BEARINGS	60	8-2120CP Std-10-20	VINTAGE
8	Rod Set	60	2120CP Std-10-20-30	VINTAGE

390 6.4L (6392cc) OHV V8 (16 Valve) (Cadillac), 4" Bore (GMC Eng.), 4 Bbl. "Eng. Code 07X" 1960 501

QTY	TIMING	YEARS	PART NO.	DESCRIPTION
1	Timing Chain	60	222-489	VINTAGE; 46 Links
1	Crank Sprocket	60	223-256	VINTAGE; 18 Teeth
1	Cam Sprocket	60	223-255A	VINTAGE; 36 Teeth
16	CAMSHAFT/LIFTER	60	HT-896 Std Only	VINTAGE; Hyd.
16	Lifter, Bulk	60	HT-896B Std Only	VINTAGE; Hyd.; Carton of 126
16	PUSH ROD	60	RP-3032 Std Only	VINTAGE; 9.6000" O.A.L.
8	VALVE	60	V-1366 Std Only	VINTAGE; 1.5000" Head Dia., 0.3419" Stem Dia., 4.8248" O.A.L.
8	Exhaust	60	V-1367 Std Only	VINTAGE; 1.8750" Head Dia., 0.3420" Stem Dia., 4.7990" O.A.L.
8	VALVE GUIDE	60	VG-503 Std Only	VINTAGE; 0.3450" ID, 2.2660" O.A.L.
16	VALVE SPRING	60	VS-485 Std Only	2.2500" Free Height
16	VALVE SEAL	60	ST-2092 Std Only	Positive type, Metal Clad; (RBB) Rubber
16	Valve Stem Seal	60	ST-2003 Std Only	Positive type; Installation requires valve guide machining; (RBB) Rubber
16	Valve Stem Seal Bulk	60	ST-2003BC Std Only	Positive type; Installation requires valve guide machining; Carton of 100; (RBB) Rubber
8	VALVE SEAT	60	245-1937-1 Std Only	Loc. Int.; 1.9425" OD, 1.6875" ID, 0.2480" Depth
8	Seat	60	245-1625-4 Std Only	VINTAGE; Loc. Exh.; 1.6305" OD, 1.3120" ID, 0.2175" Depth
32	Valve, MISC	60	VK-115A Std Only	1 groove; Square cut key groove; Carton pack 24
32	Keeper	60	VK-115 Std Only	1 groove; Square cut key groove; Carton pack 32
32	Keeper	60	VK-115R Std Only	1 groove; Square cut key groove; Hardened
32	Keeper, Bulk	60	VK-115B Std Only	1 groove; Square cut key groove; Carton of 1000
1	RINGS	60	E-251KC Std-20-30-40-60	2-5/64, 1-3/16; Premium Chrome
1	Premium Set	60	E-251K Std-10-20-30-40-60	2-5/64, 1-3/16; Premium Moly
1	Standard Set	60	E-251X Std-10-20-30-40-60-80	2-5/64, 1-3/16; Iron
8	Premium Single Cylinder Set	60	WE-251K Std-30-40-60	2-5/64, 1-3/16; Premium Moly
8	Standard Single Cylinder Set	60	WE-251X Std-30-40-60	2-5/64, 1-3/16; Iron
1	ENGINE BEARINGS	60	8-2120CP Std-10-20	VINTAGE
8	Rod Set	60	2120CP Std-10-20-30	VINTAGE

GM Car (Incl. Buick, Cad., Chev., Olds., Pontiac)

502 390 6.4L (6392cc) OHV V8 (16 Valve) (Cadillac), 4" Bore (GMC Eng.), 3-2 Bbl. "Eng. Code 0QK" 1960

QTY	TIMING	YEARS	PART NO.	DESCRIPTION
1	Timing Chain	60	222-489	VINTAGE; 46 Links
1	Crank Sprocket	60	223-256	VINTAGE; 18 Teeth
1	Cam Sprocket	60	223-255A	VINTAGE; 36 Teeth
QTY	CAMSHAFT/LIFTER	YEARS	PART NO.	DESCRIPTION
16	Lifter	60	HT-896 Std Only	VINTAGE; Hyd.
16	Lifter, Bulk	60	HT-896B Std Only	VINTAGE; Hyd.; Carton of 126
QTY	PUSH ROD	YEARS	PART NO.	DESCRIPTION
16	Push Rod	60	RP-3032 Std Only	VINTAGE; 9.6000" O.A.L.
QTY	VALVE	YEARS	PART NO.	DESCRIPTION
8	Exhaust	60	V-1366 Std Only	VINTAGE; 1.5000" Head Dia., 0.3419" Stem Dia., 4.8248" O.A.L.
8	Intake	60	V-1367 Std Only	VINTAGE; 1.8750" Head Dia., 0.3420" Stem Dia., 4.7990" O.A.L.
QTY	VALVE GUIDE	YEARS	PART NO.	DESCRIPTION
8	Guide	60	VG-503 Std Only	VINTAGE; 0.3450" ID, 2.2660" O.A.L.
QTY	VALVE SPRING	YEARS	PART NO.	DESCRIPTION
16	Spring	60	VS-485 Std Only	2.2500" Free Height
QTY	VALVE SEAL	YEARS	PART NO.	DESCRIPTION
16	Valve Stem Seal	60	ST-2092 Std Only	Positive type, Metal Clad; (RBB) Rubber
16	Valve Stem Seal	60	ST-2003 Std Only	Positive type; Installation requires valve guide machining; (RBB) Rubber
16	Valve Stem Seal Bulk	60	ST-2003BC Std Only	Positive type; Installation requires valve guide machining; Carton of 100; (RBB) Rubber
QTY	VALVE SEAT	YEARS	PART NO.	DESCRIPTION
8	Seat	60	245-1937-1 Std Only	Loc. Int.; 1.9425" OD, 1.6875" ID, 0.2480" Depth
8	Seat	60	245-1625-4 Std Only	VINTAGE; Loc. Exh.; 1.6305" OD, 1.3120" ID, 0.2175" Depth
QTY	VALVE, MISC	YEARS	PART NO.	DESCRIPTION
32	Keeper	60	VK-115A Std Only	1 groove; Square cut key groove; Carton pack 24
32	Keeper	60	VK-115 Std Only	1 groove; Square cut key groove; Carton pack 32
32	Keeper	60	VK-115R Std Only	1 groove; Square cut key groove; Hardened
32	Keeper, Bulk	60	VK-115B Std Only	1 groove; Square cut key groove; Carton of 1000
QTY	RINGS	YEARS	PART NO.	DESCRIPTION
1	Premium Set	60	E-251KC Std-20-30-40-60	2-5/64, 1-3/16; Premium Chrome
1	Premium Set	60	E-251K Std-10-20-30-40-60	2-5/64, 1-3/16; Premium Moly
1	Standard Set	60	E-251X Std-10-20-30-40-60-80	2-5/64, 1-3/16; Iron
8	Premium Single Cylinder Set	60	WE-251K Std-30-40-60	2-5/64, 1-3/16; Premium Moly
8	Standard Single Cylinder Set	60	WE-251X Std-30-40-60	2-5/64, 1-3/16; Iron
QTY	ENGINE BEARINGS	YEARS	PART NO.	DESCRIPTION
1	Rod Set	60	8-2120CP Std-10-20	VINTAGE
8	Rod Pair	60	2120CP Std-10-20-30	VINTAGE

503 390 6.4L (6392cc) OHV V8 (16 Valve) (Cadillac), 4" Bore (GMC Eng.), 3-2 Bbl. "Eng. Code 0QX" 1960

QTY	TIMING	YEARS	PART NO.	DESCRIPTION
1	Timing Chain	60	222-489	VINTAGE; 46 Links
1	Crank Sprocket	60	223-256	VINTAGE; 18 Teeth
1	Cam Sprocket	60	223-255A	VINTAGE; 36 Teeth
QTY	CAMSHAFT/LIFTER	YEARS	PART NO.	DESCRIPTION
16	Lifter	60	HT-896 Std Only	VINTAGE; Hyd.
16	Lifter, Bulk	60	HT-896B Std Only	VINTAGE; Hyd.; Carton of 126
QTY	PUSH ROD	YEARS	PART NO.	DESCRIPTION
16	Push Rod	60	RP-3032 Std Only	VINTAGE; 9.6000" O.A.L.
QTY	VALVE	YEARS	PART NO.	DESCRIPTION
8	Exhaust	60	V-1366 Std Only	VINTAGE; 1.5000" Head Dia., 0.3419" Stem Dia., 4.8248" O.A.L.
8	Intake	60	V-1367 Std Only	VINTAGE; 1.8750" Head Dia., 0.3420" Stem Dia., 4.7990" O.A.L.
QTY	VALVE GUIDE	YEARS	PART NO.	DESCRIPTION
8	Guide	60	VG-503 Std Only	VINTAGE; 0.3450" ID, 2.2660" O.A.L.
QTY	VALVE SPRING	YEARS	PART NO.	DESCRIPTION
16	Spring	60	VS-485 Std Only	2.2500" Free Height
QTY	VALVE SEAL	YEARS	PART NO.	DESCRIPTION
16	Valve Stem Seal	60	ST-2092 Std Only	Positive type, Metal Clad; (RBB) Rubber
16	Valve Stem Seal	60	ST-2003 Std Only	Positive type; Installation requires valve guide machining; (RBB) Rubber

(continued on next page)

GM Car (Incl. Buick, Cad., Chev., Olds., Pontiac)

390 6.4L (6392cc) OHV V8 (16 Valve) (Cadillac), 4" Bore (GMC Eng.), 3-2 Bbl. "Eng. Code 0QX" 1960 503
(cont.)

QTY	VALVE SEAL (cont.)	YEARS	PART NO.	DESCRIPTION
16	Valve Stem Seal Bulk	60	ST-2003BC Std Only	Positive type; Installation requires valve guide machining; Carton of 100; (RBB) Rubber
QTY	VALVE SEAT	YEARS	PART NO.	DESCRIPTION
8	Seat	60	245-1937-1 Std Only	Loc. Int.; 1.9425" OD, 1.6875" ID, 0.2480" Depth
8	Seat	60	245-1625-4 Std Only	VINTAGE; Loc. Exh.; 1.6305" OD, 1.3120" ID, 0.2175" Depth
QTY	VALVE, MISC	YEARS	PART NO.	DESCRIPTION
32	Keeper	60	VK-115A Std Only	1 groove; Square cut key groove; Carton pack 24
32	Keeper	60	VK-115 Std Only	1 groove; Square cut key groove; Carton pack 32
32	Keeper	60	VK-115R Std Only	1 groove; Square cut key groove; Hardened
32	Keeper, Bulk	60	VK-115B Std Only	1 groove; Square cut key groove; Carton of 1000
QTY	RINGS	YEARS	PART NO.	DESCRIPTION
1	Premium Set	60	E-251KC Std-20-30-40-60	2-5/64, 1-3/16; Premium Chrome
1	Premium Set	60	E-251K Std-10-20-30-40-60	2-5/64, 1-3/16; Premium Moly
1	Standard Set	60	E-251X Std-10-20-30-40-60-80	2-5/64, 1-3/16; Iron
8	Premium Single Cylinder Set	60	WE-251K Std-30-40-60	2-5/64, 1-3/16; Premium Moly
8	Standard Single Cylinder Set	60	WE-251X Std-30-40-60	2-5/64, 1-3/16; Iron
QTY	ENGINE BEARINGS	YEARS	PART NO.	DESCRIPTION
1	Rod Set	60	8-2120CP Std-10-20	VINTAGE
8	Rod Pair	60	2120CP Std-10-20-30	VINTAGE

390 6.4L (6392cc) OHV V8 (16 Valve) (Cadillac), 4" Bore (GMC Eng.), 4 Bbl. "Eng. Code 16K" 1961 504

QTY	TIMING	YEARS	PART NO.	DESCRIPTION
1	Timing Chain	61	222-489	VINTAGE; 46 Links
1	Crank Sprocket	61	223-256	VINTAGE; 18 Teeth
1	Cam Sprocket	61	223-255A	VINTAGE; 36 Teeth
QTY	CAMSHAFT/LIFTER	YEARS	PART NO.	DESCRIPTION
16	Lifter	61	HT-896 Std Only	VINTAGE; Hyd.
16	Lifter, Bulk	61	HT-896B Std Only	VINTAGE; Hyd.; Carton of 126
QTY	VALVE	YEARS	PART NO.	DESCRIPTION
8	Exhaust	61	V-1366 Std Only	VINTAGE; 1.5000" Head Dia., 0.3419" Stem Dia., 4.8248" O.A.L.
8	Intake	61	V-1367 Std Only	VINTAGE; 1.8750" Head Dia., 0.3420" Stem Dia., 4.7990" O.A.L.
QTY	VALVE GUIDE	YEARS	PART NO.	DESCRIPTION
8	Guide	61	VG-503 Std Only	VINTAGE; 0.3450" ID, 2.2660" O.A.L.
QTY	VALVE SPRING	YEARS	PART NO.	DESCRIPTION
16	Spring	61	VS-485 Std Only	2.2500" Free Height
QTY	VALVE SEAL	YEARS	PART NO.	DESCRIPTION
16	Valve Stem Seal	61	ST-2092 Std Only	Positive type, Metal Clad; (RBB) Rubber
16	Valve Stem Seal	61	ST-2003 Std Only	Positive type; Installation requires valve guide machining; (RBB) Rubber
16	Valve Stem Seal Bulk	61	ST-2003BC Std Only	Positive type; Installation requires valve guide machining; Carton of 100; (RBB) Rubber
QTY	VALVE SEAT	YEARS	PART NO.	DESCRIPTION
8	Seat	61	245-1937-1 Std Only	Loc. Int.; 1.9425" OD, 1.6875" ID, 0.2480" Depth
8	Seat	61	245-1625-4 Std Only	VINTAGE; Loc. Exh.; 1.6305" OD, 1.3120" ID, 0.2175" Depth
QTY	VALVE, MISC	YEARS	PART NO.	DESCRIPTION
32	Keeper	61	VK-115A Std Only	1 groove; Square cut key groove; Carton pack 24
32	Keeper	61	VK-115 Std Only	1 groove; Square cut key groove; Carton pack 32
32	Keeper	61	VK-115R Std Only	1 groove; Square cut key groove; Hardened
32	Keeper, Bulk	61	VK-115B Std Only	1 groove; Square cut key groove; Carton of 1000
QTY	RINGS	YEARS	PART NO.	DESCRIPTION
1	Premium Set	61	E-251KC Std-20-30-40-60	2-5/64, 1-3/16; Premium Chrome
1	Premium Set	61	E-251K Std-10-20-30-40-60	2-5/64, 1-3/16; Premium Moly
1	Standard Set	61	E-251X Std-10-20-30-40-60-80	2-5/64, 1-3/16; Iron
8	Premium Single Cylinder Set	61	WE-251K Std-30-40-60	2-5/64, 1-3/16; Premium Moly
8	Standard Single Cylinder Set	61	WE-251X Std-30-40-60	2-5/64, 1-3/16; Iron
QTY	ENGINE BEARINGS	YEARS	PART NO.	DESCRIPTION
1	Rod Set	61	8-2120CP Std-10-20	VINTAGE
8	Rod Pair	61	2120CP Std-10-20-30	VINTAGE

390 6.4L (6392cc) OHV V8 (16 Valve) (Cadillac), 4" Bore (GMC Eng.), 4 Bbl. "Eng. Code 16X" 1962-1961 505

QTY	TIMING	YEARS	PART NO.	DESCRIPTION
1	Timing Chain	62-61	222-489	VINTAGE; 46 Links

(continued on next page)

GM Car (Incl. Buick, Cad., Chev., Olds., Pontiac)

505 390 6.4L (6392cc) OHV V8 (16 Valve) (Cadillac), 4" Bore (GMC Eng.), 4 Bbl. "Eng. Code 16X" 1962-1961
(cont.)

QTY	TIMING (cont.)	YEARS	PART NO.	DESCRIPTION
1	Crank Sprocket	62-61	223-256	VINTAGE; 18 Teeth
1	Cam Sprocket	62-61	223-255A	VINTAGE; 36 Teeth
QTY	CAMSHAFT/LIFTER	YEARS	PART NO.	DESCRIPTION
16	Lifter	62-61	HT-896 Std Only	VINTAGE; Hyd.
16	Lifter, Bulk	62-61	HT-896B Std Only	VINTAGE; Hyd.; Carton of 126
QTY	VALVE	YEARS	PART NO.	DESCRIPTION
8	Exhaust	62-61	V-1366 Std Only	VINTAGE; 1.5000" Head Dia., 0.3419" Stem Dia., 4.8248" O.A.L.
8	Intake	62-61	V-1367 Std Only	VINTAGE; 1.8750" Head Dia., 0.3420" Stem Dia., 4.7990" O.A.L.
QTY	VALVE GUIDE	YEARS	PART NO.	DESCRIPTION
8	Guide	62-61	VG-503 Std Only	VINTAGE; 0.3450" ID, 2.2660" O.A.L.
QTY	VALVE SPRING	YEARS	PART NO.	DESCRIPTION
16	Spring	62-61	VS-485 Std Only	2.2500" Free Height
QTY	VALVE SEAL	YEARS	PART NO.	DESCRIPTION
16	Valve Stem Seal	62-61	ST-2092 Std Only	Positive type, Metal Clad; (RBB) Rubber
16	Valve Stem Seal	62-61	ST-2003 Std Only	Positive type; Installation requires valve guide machining; (RBB) Rubber
16	Valve Stem Seal Bulk	62-61	ST-2003BC Std Only	Positive type; Installation requires valve guide machining; Carton of 100; (RBB) Rubber
QTY	VALVE SEAT	YEARS	PART NO.	DESCRIPTION
8	Seat	62-61	245-1937-1 Std Only	Loc. Int.; 1.9425" OD, 1.6875" ID, 0.2480" Depth
8	Seat	62-61	245-1625-4 Std Only	VINTAGE; Loc. Exh.; 1.6305" OD, 1.3120" ID, 0.2175" Depth
QTY	VALVE, MISC	YEARS	PART NO.	DESCRIPTION
32	Keeper	62-61	VK-115A Std Only	1 groove; Square cut key groove; Carton pack 24
32	Keeper	62-61	VK-115 Std Only	1 groove; Square cut key groove; Carton pack 32
32	Keeper	62-61	VK-115R Std Only	1 groove; Square cut key groove; Hardened
32	Keeper, Bulk	62-61	VK-115B Std Only	1 groove; Square cut key groove; Carton of 1000
QTY	RINGS	YEARS	PART NO.	DESCRIPTION
1	Premium Set	62-61	E-251KC Std-20-30-40-60	2-5/64, 1-3/16; Premium Chrome
1	Premium Set	62-61	E-251K Std-10-20-30-40-60	2-5/64, 1-3/16; Premium Moly
1	Standard Set	62-61	E-251X Std-10-20-30-40-60-80	2-5/64, 1-3/16; Iron
8	Premium Single Cylinder Set	62-61	WE-251K Std-30-40-60	2-5/64, 1-3/16; Premium Moly
8	Standard Single Cylinder Set	62-61	WE-251X Std-30-40-60	2-5/64, 1-3/16; Iron
QTY	ENGINE BEARINGS	YEARS	PART NO.	DESCRIPTION
1	Rod Set	62-61	8-2120CP Std-10-20	VINTAGE
8	Rod Pair	62-61	2120CP Std-10-20-30	VINTAGE

506 390 6.4L (6392cc) OHV V8 (16 Valve) (Cadillac), 4" Bore (GMC Eng.), 4 Bbl. "Eng. Code 17K" 1961

QTY	TIMING	YEARS	PART NO.	DESCRIPTION
1	Timing Chain	61	222-489	VINTAGE; 46 Links
1	Crank Sprocket	61	223-256	VINTAGE; 18 Teeth
1	Cam Sprocket	61	223-255A	VINTAGE; 36 Teeth
QTY	CAMSHAFT/LIFTER	YEARS	PART NO.	DESCRIPTION
16	Lifter	61	HT-896 Std Only	VINTAGE; Hyd.
16	Lifter, Bulk	61	HT-896B Std Only	VINTAGE; Hyd.; Carton of 126
QTY	VALVE	YEARS	PART NO.	DESCRIPTION
8	Exhaust	61	V-1366 Std Only	VINTAGE; 1.5000" Head Dia., 0.3419" Stem Dia., 4.8248" O.A.L.
8	Intake	61	V-1367 Std Only	VINTAGE; 1.8750" Head Dia., 0.3420" Stem Dia., 4.7990" O.A.L.
QTY	VALVE GUIDE	YEARS	PART NO.	DESCRIPTION
8	Guide	61	VG-503 Std Only	VINTAGE; 0.3450" ID, 2.2660" O.A.L.
QTY	VALVE SPRING	YEARS	PART NO.	DESCRIPTION
16	Spring	61	VS-485 Std Only	2.2500" Free Height
QTY	VALVE SEAL	YEARS	PART NO.	DESCRIPTION
16	Valve Stem Seal	61	ST-2092 Std Only	Positive type, Metal Clad; (RBB) Rubber
16	Valve Stem Seal	61	ST-2003 Std Only	Positive type; Installation requires valve guide machining; (RBB) Rubber
16	Valve Stem Seal Bulk	61	ST-2003BC Std Only	Positive type; Installation requires valve guide machining; Carton of 100; (RBB) Rubber
QTY	VALVE SEAT	YEARS	PART NO.	DESCRIPTION
8	Seat	61	245-1937-1 Std Only	Loc. Int.; 1.9425" OD, 1.6875" ID, 0.2480" Depth
8	Seat	61	245-1625-4 Std Only	VINTAGE; Loc. Exh.; 1.6305" OD, 1.3120" ID, 0.2175" Depth

(continued on next page)

GM Car (Incl. Buick, Cad., Chev., Olds., Pontiac)

390 6.4L (6392cc) OHV V8 (16 Valve) (Cadillac), 4" Bore (GMC Eng.), 4 Bbl. "Eng. Code 17K" 1961 506
(cont.)

	QTY	VALVE, MISC	YEARS	PART NO.	DESCRIPTION
	32	Keeper	61	VK-115A Std Only	1 groove; Square cut key groove; Carton pack 24
	32	Keeper	61	VK-115 Std Only	1 groove; Square cut key groove; Carton pack 32
	32	Keeper	61	VK-115R Std Only	1 groove; Square cut key groove; Hardened
	32	Keeper, Bulk	61	VK-115B Std Only	1 groove; Square cut key groove; Carton of 1000

	QTY	RINGS	YEARS	PART NO.	DESCRIPTION
BLOCK	1	Premium Set	61	E-251KC Std-20-30-40-60	2-5/64, 1-3/16; Premium Chrome
	1	Premium Set	61	E-251K Std-10-20-30-40-60	2-5/64, 1-3/16; Premium Moly
	1	Standard Set	61	E-251X Std-10-20-30-40-60-80	2-5/64, 1-3/16; Iron
	8	Premium Single Cylinder Set	61	WE-251K Std-30-40-60	2-5/64, 1-3/16; Premium Moly
	8	Standard Single Cylinder Set	61	WE-251X Std-30-40-60	2-5/64, 1-3/16; Iron

	QTY	ENGINE BEARINGS	YEARS	PART NO.	DESCRIPTION
	1	Rod Set	61	8-2120CP Std-10-20	VINTAGE
	8	Rod Pair	61	2120CP Std-10-20-30	VINTAGE

390 6.4L (6392cc) OHV V8 (16 Valve) (Cadillac), 4" Bore (GMC Eng.), 4 Bbl. "Eng. Code 17X" 1961 507

	QTY	TIMING	YEARS	PART NO.	DESCRIPTION
	1	Timing Chain	61	222-489	VINTAGE; 46 Links
	1	Crank Sprocket	61	223-256	VINTAGE; 18 Teeth
	1	Cam Sprocket	61	223-255A	VINTAGE; 36 Teeth

	QTY	CAMSHAFT/LIFTER	YEARS	PART NO.	DESCRIPTION
	16	Lifter	61	HT-896 Std Only	VINTAGE; Hyd.
	16	Lifter, Bulk	61	HT-896B Std Only	VINTAGE; Hyd.; Carton of 126

	QTY	VALVE	YEARS	PART NO.	DESCRIPTION
VALVE TRAIN	8	Exhaust	61	V-1366 Std Only	VINTAGE; 1.5000" Head Dia., 0.3419" Stem Dia., 4.8248" O.A.L.
	8	Intake	61	V-1367 Std Only	VINTAGE; 1.8750" Head Dia., 0.3420" Stem Dia., 4.7990" O.A.L.

	QTY	VALVE GUIDE	YEARS	PART NO.	DESCRIPTION
	8	Guide	61	VG-503 Std Only	VINTAGE; 0.3450" ID, 2.2660" O.A.L.

	QTY	VALVE SPRING	YEARS	PART NO.	DESCRIPTION
	16	Spring	61	VS-485 Std Only	2.2500" Free Height

	QTY	VALVE SEAL	YEARS	PART NO.	DESCRIPTION
VALVE TRAIN	16	Valve Stem Seal	61	ST-2092 Std Only	Positive type, Metal Clad; (RBB) Rubber
	16	Valve Stem Seal	61	ST-2003 Std Only	Positive type; Installation requires valve guide machining; (RBB) Rubber
	16	Valve Stem Seal Bulk	61	ST-2003BC Std Only	Positive type; Installation requires valve guide machining; Carton of 100; (RBB) Rubber

	QTY	VALVE SEAT	YEARS	PART NO.	DESCRIPTION
	8	Seat	61	245-1937-1 Std Only	Loc. Int.; 1.9425" OD, 1.6875" ID, 0.2480" Depth
	8	Seat	61	245-1625-4 Std Only	VINTAGE; Loc. Exh.; 1.6305" OD, 1.3120" ID, 0.2175" Depth

	QTY	VALVE, MISC	YEARS	PART NO.	DESCRIPTION
	32	Keeper	61	VK-115A Std Only	1 groove; Square cut key groove; Carton pack 24
	32	Keeper	61	VK-115 Std Only	1 groove; Square cut key groove; Carton pack 32
	32	Keeper	61	VK-115R Std Only	1 groove; Square cut key groove; Hardened
	32	Keeper, Bulk	61	VK-115B Std Only	1 groove; Square cut key groove; Carton of 1000

	QTY	RINGS	YEARS	PART NO.	DESCRIPTION
BLOCK	1	Premium Set	61	E-251KC Std-20-30-40-60	2-5/64, 1-3/16; Premium Chrome
	1	Premium Set	61	E-251K Std-10-20-30-40-60	2-5/64, 1-3/16; Premium Moly
	1	Standard Set	61	E-251X Std-10-20-30-40-60-80	2-5/64, 1-3/16; Iron
	8	Premium Single Cylinder Set	61	WE-251K Std-30-40-60	2-5/64, 1-3/16; Premium Moly
	8	Standard Single Cylinder Set	61	WE-251X Std-30-40-60	2-5/64, 1-3/16; Iron

	QTY	ENGINE BEARINGS	YEARS	PART NO.	DESCRIPTION
	1	Rod Set	61	8-2120CP Std-10-20	VINTAGE
	8	Rod Pair	61	2120CP Std-10-20-30	VINTAGE

390 6.4L (6392cc) OHV V8 (16 Valve) (Cadillac), 4" Bore (GMC Eng.), 4 Bbl. "Eng. Code 26K" 1962 508

	QTY	TIMING	YEARS	PART NO.	DESCRIPTION
	1	Timing Chain	62	222-489	VINTAGE; 46 Links
	1	Crank Sprocket	62	223-256	VINTAGE; 18 Teeth
	1	Cam Sprocket	62	223-255A	VINTAGE; 36 Teeth

	QTY	CAMSHAFT/LIFTER	YEARS	PART NO.	DESCRIPTION
	16	Lifter	62	HT-896 Std Only	VINTAGE; Hyd.
	16	Lifter, Bulk	62	HT-896B Std Only	VINTAGE; Hyd.; Carton of 126

(continued on next page)

GM Car (Incl. Buick, Cad., Chev., Olds., Pontiac)

508 390 6.4L (6392cc) OHV V8 (16 Valve) (Cadillac), 4" Bore (GMC Eng.), 4 Bbl. "Eng. Code 26K" 1962
(cont.)

	QTY	VALVE	YEARS	PART NO.	DESCRIPTION
VALVE TRAIN	8	Exhaust	62	V-1366 Std Only	VINTAGE; 1.5000" Head Dia., 0.3419" Stem Dia., 4.8248" O.A.L.
	8	Intake	62	V-1367 Std Only	VINTAGE; 1.8750" Head Dia., 0.3420" Stem Dia., 4.7990" O.A.L.
	8	VALVE GUIDE Guide	62	VG-503 Std Only	VINTAGE; 0.3450" ID, 2.2660" O.A.L.
	16	VALVE SPRING Spring	62	VS-485 Std Only	2.2500" Free Height
	16	VALVE SEAL Valve Stem Seal	62	ST-2092 Std Only	Positive type, Metal Clad; (RBB) Rubber
	16	Valve Stem Seal	62	ST-2003 Std Only	Positive type; Installation requires valve guide machining; (RBB) Rubber
	16	Valve Stem Seal Bulk	62	ST-2003BC Std Only	Positive type; Installation requires valve guide machining; Carton of 100; (RBB) Rubber
	8	VALVE SEAT Seat	62	245-1937-1 Std Only	Loc. Int.; 1.9425" OD, 1.6875" ID, 0.2480" Depth
	8	Seat	62	245-1625-4 Std Only	VINTAGE; Loc. Exh.; 1.6305" OD, 1.3120" ID, 0.2175" Depth
	32	VALVE, MISC Keeper	62	VK-115A Std Only	1 groove; Square cut key groove; Carton pack 24
32	Keeper	62	VK-115 Std Only	1 groove; Square cut key groove; Carton pack 32	
32	Keeper	62	VK-115R Std Only	1 groove; Square cut key groove; Hardened	
32	Keeper, Bulk	62	VK-115B Std Only	1 groove; Square cut key groove; Carton of 1000	
BLOCK	1	RINGS Premium Set	62	E-251KC Std-20-30-40-60	2-5/64, 1-3/16; Premium Chrome
	1	Premium Set	62	E-251K Std-10-20-30-40-60	2-5/64, 1-3/16; Premium Moly
	1	Standard Set	62	E-251X Std-10-20-30-40-60-80	2-5/64, 1-3/16; Iron
	8	Premium Single Cylinder Set	62	WE-251K Std-30-40-60	2-5/64, 1-3/16; Premium Moly
	8	Standard Single Cylinder Set	62	WE-251X Std-30-40-60	2-5/64, 1-3/16; Iron
	1	ENGINE BEARINGS Rod Set	62	8-2120CP Std-10-20	VINTAGE
8	Rod Pair	62	2120CP Std-10-20-30	VINTAGE	

509 390 6.4L (6392cc) OHV V8 (16 Valve) (Cadillac), 4" Bore (GMC Eng.), 4 Bbl. "Eng. Code 26X" 1962

VALVE TRAIN	1	TIMING Timing Chain	62	222-489	VINTAGE; 46 Links
	1	Crank Sprocket	62	223-256	VINTAGE; 18 Teeth
	1	Cam Sprocket	62	223-255A	VINTAGE; 36 Teeth
	16	CAMSHAFT/LIFTER Lifter	62	HT-896 Std Only	VINTAGE; Hyd.
	16	Lifter, Bulk	62	HT-896B Std Only	VINTAGE; Hyd.; Carton of 126
	8	VALVE Exhaust	62	V-1366 Std Only	VINTAGE; 1.5000" Head Dia., 0.3419" Stem Dia., 4.8248" O.A.L.
	8	Intake	62	V-1367 Std Only	VINTAGE; 1.8750" Head Dia., 0.3420" Stem Dia., 4.7990" O.A.L.
	8	VALVE GUIDE Guide	62	VG-503 Std Only	VINTAGE; 0.3450" ID, 2.2660" O.A.L.
	16	VALVE SPRING Spring	62	VS-485 Std Only	2.2500" Free Height
	16	VALVE SEAL Valve Stem Seal	62	ST-2092 Std Only	Positive type, Metal Clad; (RBB) Rubber
16	Valve Stem Seal	62	ST-2003 Std Only	Positive type; Installation requires valve guide machining; (RBB) Rubber	
16	Valve Stem Seal Bulk	62	ST-2003BC Std Only	Positive type; Installation requires valve guide machining; Carton of 100; (RBB) Rubber	
8	VALVE SEAT Seat	62	245-1937-1 Std Only	Loc. Int.; 1.9425" OD, 1.6875" ID, 0.2480" Depth	
8	Seat	62	245-1625-4 Std Only	VINTAGE; Loc. Exh.; 1.6305" OD, 1.3120" ID, 0.2175" Depth	
32	VALVE, MISC Keeper	62	VK-115A Std Only	1 groove; Square cut key groove; Carton pack 24	
32	Keeper	62	VK-115 Std Only	1 groove; Square cut key groove; Carton pack 32	
32	Keeper	62	VK-115R Std Only	1 groove; Square cut key groove; Hardened	
32	Keeper, Bulk	62	VK-115B Std Only	1 groove; Square cut key groove; Carton of 1000	

(continued on next page)

GM Car (Incl. Buick, Cad., Chev., Olds., Pontiac)

390 6.4L (6392cc) OHV V8 (16 Valve) (Cadillac), 4" Bore (GMC Eng.), 4 Bbl. "Eng. Code 26X" 1962 509
(cont.)

BLOCK	QTY	RINGS	YEARS	PART NO.	DESCRIPTION	BLOCK
	1	Premium Set	62	E-251KC Std-20-30-40-60	2-5/64, 1-3/16; Premium Chrome	
	1	Premium Set	62	E-251K Std-10-20-30-40-60	2-5/64, 1-3/16; Premium Moly	
	1	Standard Set	62	E-251X Std-10-20-30-40-60-80	2-5/64, 1-3/16; Iron	
	8	Premium Single Cylinder Set	62	WE-251K Std-30-40-60	2-5/64, 1-3/16; Premium Moly	
	8	Standard Single Cylinder Set	62	WE-251X Std-30-40-60	2-5/64, 1-3/16; Iron	
QTY	ENGINE BEARINGS	YEARS	PART NO.	DESCRIPTION		
1	Rod Set	62	8-2120CP Std-10-20	VINTAGE		
8	Rod Pair	62	2120CP Std-10-20-30	VINTAGE		

390 6.4L (6392cc) OHV V8 (16 Valve) (Cadillac), 4" Bore (GMC Eng.), 4 Bbl. "Eng. Code 27K" 1962 510

VALVE TRAIN	QTY	TIMING	YEARS	PART NO.	DESCRIPTION	VALVE TRAIN	
	1	Timing Chain	62	222-489	VINTAGE; 46 Links		
	1	Crank Sprocket	62	223-256	VINTAGE; 18 Teeth		
	1	Cam Sprocket	62	223-255A	VINTAGE; 36 Teeth		
	QTY	CAMSHAFT/LIFTER	YEARS	PART NO.	DESCRIPTION		
	16	Lifter	62	HT-896 Std Only	VINTAGE; Hyd.		
	16	Lifter, Bulk	62	HT-896B Std Only	VINTAGE; Hyd.; Carton of 126		
	QTY	VALVE	YEARS	PART NO.	DESCRIPTION		
	8	Exhaust	62	V-1366 Std Only	VINTAGE; 1.5000" Head Dia., 0.3419" Stem Dia., 4.8248" O.A.L.		
	8	Intake	62	V-1367 Std Only	VINTAGE; 1.8750" Head Dia., 0.3420" Stem Dia., 4.7990" O.A.L.		
	QTY	VALVE GUIDE	YEARS	PART NO.	DESCRIPTION		
	8	Guide	62	VG-503 Std Only	VINTAGE; 0.3450" ID, 2.2660" O.A.L.		
QTY	VALVE SPRING	YEARS	PART NO.	DESCRIPTION			
16	Spring	62	VS-485 Std Only	2.2500" Free Height			
QTY	VALVE SEAL	YEARS	PART NO.	DESCRIPTION			
16	Valve Stem Seal	62	ST-2092 Std Only	Positive type, Metal Clad; (RBB) Rubber			
16	Valve Stem Seal	62	ST-2003 Std Only	Positive type; Installation requires valve guide machining; (RBB) Rubber			
16	Valve Stem Seal Bulk	62	ST-2003BC Std Only	Positive type; Installation requires valve guide machining; Carton of 100; (RBB) Rubber			
QTY	VALVE SEAT	YEARS	PART NO.	DESCRIPTION			
8	Seat	62	245-1937-1 Std Only	Loc. Int.; 1.9425" OD, 1.6875" ID, 0.2480" Depth			
8	Seat	62	245-1625-4 Std Only	VINTAGE; Loc. Exh.; 1.6305" OD, 1.3120" ID, 0.2175" Depth			
QTY	VALVE, MISC	YEARS	PART NO.	DESCRIPTION			
32	Keeper	62	VK-115A Std Only	1 groove; Square cut key groove; Carton pack 24			
32	Keeper	62	VK-115 Std Only	1 groove; Square cut key groove; Carton pack 32			
32	Keeper	62	VK-115R Std Only	1 groove; Square cut key groove; Hardened			
32	Keeper, Bulk	62	VK-115B Std Only	1 groove; Square cut key groove; Carton of 1000			

BLOCK	QTY	RINGS	YEARS	PART NO.	DESCRIPTION	BLOCK
	1	Premium Set	62	E-251KC Std-20-30-40-60	2-5/64, 1-3/16; Premium Chrome	
	1	Premium Set	62	E-251K Std-10-20-30-40-60	2-5/64, 1-3/16; Premium Moly	
	1	Standard Set	62	E-251X Std-10-20-30-40-60-80	2-5/64, 1-3/16; Iron	
	8	Premium Single Cylinder Set	62	WE-251K Std-30-40-60	2-5/64, 1-3/16; Premium Moly	
	8	Standard Single Cylinder Set	62	WE-251X Std-30-40-60	2-5/64, 1-3/16; Iron	
QTY	ENGINE BEARINGS	YEARS	PART NO.	DESCRIPTION		
1	Rod Set	62	8-2120CP Std-10-20	VINTAGE		
8	Rod Pair	62	2120CP Std-10-20-30	VINTAGE		

390 6.4L (6392cc) OHV V8 (16 Valve) (Cadillac), 4" Bore (GMC Eng.), 4 Bbl. "Eng. Code 27X" 1962 511

QTY	TIMING	YEARS	PART NO.	DESCRIPTION
1	Timing Chain	62	222-489	VINTAGE; 46 Links
1	Crank Sprocket	62	223-256	VINTAGE; 18 Teeth
1	Cam Sprocket	62	223-255A	VINTAGE; 36 Teeth
QTY	CAMSHAFT/LIFTER	YEARS	PART NO.	DESCRIPTION
16	Lifter	62	HT-896 Std Only	VINTAGE; Hyd.
16	Lifter, Bulk	62	HT-896B Std Only	VINTAGE; Hyd.; Carton of 126
QTY	VALVE	YEARS	PART NO.	DESCRIPTION
8	Exhaust	62	V-1366 Std Only	VINTAGE; 1.5000" Head Dia., 0.3419" Stem Dia., 4.8248" O.A.L.
8	Intake	62	V-1367 Std Only	VINTAGE; 1.8750" Head Dia., 0.3420" Stem Dia., 4.7990" O.A.L.
QTY	VALVE GUIDE	YEARS	PART NO.	DESCRIPTION
8	Guide	62	VG-503 Std Only	VINTAGE; 0.3450" ID, 2.2660" O.A.L.

(continued on next page)

GM Car (Incl. Buick, Cad., Chev., Olds., Pontiac)

511 390 6.4L (6392cc) OHV V8 (16 Valve) (Cadillac), 4" Bore (GMC Eng.), 4 Bbl. "Eng. Code 27X" 1962
(cont.)

VALVE TRAIN	QTY	VALVE SPRING	YEARS	PART NO.	DESCRIPTION	VALVE TRAIN
	16	Spring	62	VS-485 Std Only	2.2500" Free Height	
	16	Valve Stem Seal	62	ST-2092 Std Only	Positive type, Metal Clad; (RBB) Rubber	
	16	Valve Stem Seal	62	ST-2003 Std Only	Positive type; Installation requires valve guide machining; (RBB) Rubber	
	16	Valve Stem Seal Bulk	62	ST-2003BC Std Only	Positive type; Installation requires valve guide machining; Carton of 100; (RBB) Rubber	
	8	Valve Seat	62	245-1937-1 Std Only	Loc. Int.; 1.9425" OD, 1.6875" ID, 0.2480" Depth	
	8	Seat	62	245-1625-4 Std Only	VINTAGE; Loc. Exh.; 1.6305" OD, 1.3120" ID, 0.2175" Depth	
	32	Valve, Misc	62	VK-115A Std Only	1 groove; Square cut key groove; Carton pack 24	
	32	Keeper	62	VK-115 Std Only	1 groove; Square cut key groove; Carton pack 32	
	32	Keeper	62	VK-115R Std Only	1 groove; Square cut key groove; Hardened	
	32	Keeper, Bulk	62	VK-115B Std Only	1 groove; Square cut key groove; Carton of 1000	
BLOCK	1	RINGS	62	E-251KC Std-20-30-40-60	2-5/64, 1-3/16; Premium Chrome	BLOCK
	1	Premium Set	62	E-251K Std-10-20-30-40-60	2-5/64, 1-3/16; Premium Moly	
	1	Standard Set	62	E-251X Std-10-20-30-40-60-80	2-5/64, 1-3/16; Iron	
	8	Premium Single Cylinder Set	62	WE-251K Std-30-40-60	2-5/64, 1-3/16; Premium Moly	
	8	Standard Single Cylinder Set	62	WE-251X Std-30-40-60	2-5/64, 1-3/16; Iron	
	1	ENGINE BEARINGS	62	8-2120CP Std-10-20	VINTAGE	
	8	Rod Set	62	2120CP Std-10-20-30	VINTAGE	

512 390 6.4L (6392cc) OHV V8 (16 Valve) (Cadillac), 4" Bore (GMC Eng.), 4 Bbl. "Eng. Code 36K" 1963

VALVE TRAIN	QTY	TIMING	YEARS	PART NO.	DESCRIPTION	VALVE TRAIN
	1	Timing Chain	63	222-489	Exc. Cadillac 60 Special Base; VINTAGE; 46 Links	
	1	Crank Sprocket	63	223-337	VINTAGE; 18 Teeth	
	16	CAMSHAFT/LIFTER	63	HT-896 Std Only	VINTAGE; Hyd.	
	16	Lifter, Bulk	63	HT-896B Std Only	VINTAGE; Hyd.; Carton of 126	
	16	PUSH ROD	63	RP-3100 Std Only	VINTAGE; 9.1300" O.A.L.	
	8	VALVE	63	V-1366 Std Only	VINTAGE; 1.5000" Head Dia., 0.3419" Stem Dia., 4.8248" O.A.L.	
	8	Exhaust	63	V-1367 Std Only	VINTAGE; 1.8750" Head Dia., 0.3420" Stem Dia., 4.7990" O.A.L.	
	8	VALVE GUIDE	63	VG-503 Std Only	VINTAGE; 0.3450" ID, 2.2660" O.A.L.	
	16	VALVE SPRING	63	VS-485 Std Only	2.2500" Free Height	
	16	Valve Stem Seal	63	ST-2092 Std Only	Positive type, Metal Clad; (RBB) Rubber	
	16	Valve Stem Seal	63	ST-2003 Std Only	Positive type; Installation requires valve guide machining; (RBB) Rubber	
	16	Valve Stem Seal Bulk	63	ST-2003BC Std Only	Positive type; Installation requires valve guide machining; Carton of 100; (RBB) Rubber	
	8	VALVE SEAT	63	245-1937-1 Std Only	Loc. Int.; 1.9425" OD, 1.6875" ID, 0.2480" Depth	
	8	Seat	63	245-1625-4 Std Only	VINTAGE; Loc. Exh.; 1.6305" OD, 1.3120" ID, 0.2175" Depth	
	32	VALVE, MISC	63	VK-115A Std Only	1 groove; Square cut key groove; Carton pack 24	
	32	Keeper	63	VK-115 Std Only	1 groove; Square cut key groove; Carton pack 32	
	32	Keeper	63	VK-115R Std Only	1 groove; Square cut key groove; Hardened	
	32	Keeper, Bulk	63	VK-115B Std Only	1 groove; Square cut key groove; Carton of 1000	
	1	RINGS	63	E-251KC Std-20-30-40-60	2-5/64, 1-3/16; Premium Chrome	
	1	Premium Set	63	E-251K Std-10-20-30-40-60	2-5/64, 1-3/16; Premium Moly	
	1	Standard Set	63	E-251X Std-10-20-30-40-60-80	2-5/64, 1-3/16; Iron	
	8	Premium Single Cylinder Set	63	WE-251K Std-30-40-60	2-5/64, 1-3/16; Premium Moly	
	8	Standard Single Cylinder Set	63	WE-251X Std-30-40-60	2-5/64, 1-3/16; Iron	

(continued on next page)

GM Car (Incl. Buick, Cad., Chev., Olds., Pontiac)

390 6.4L (6392cc) OHV V8 (16 Valve) (Cadillac), 4" Bore (GMC Eng.), 4 Bbl. "Eng. Code 36K" 1963 512
(cont.)

QTY	ENGINE BEARINGS	YEARS	PART NO.	DESCRIPTION
1	Main Set	63	4419M Std-10-20-30	VINTAGE
1	Rod Set	63	8-2120CP Std-10-20	VINTAGE
8	Rod Pair	63	2120CP Std-10-20-30	VINTAGE
1	Cam Set	63	1216M Std Only	

390 6.4L (6392cc) OHV V8 (16 Valve) (Cadillac), 4" Bore (GMC Eng.), 4 Bbl. "Eng. Code 36X" 1963 513

QTY	TIMING	YEARS	PART NO.	DESCRIPTION
1	Crank Sprocket	63	223-337	VINTAGE; 18 Teeth
16	Lifter	63	HT-896 Std Only	VINTAGE; Hyd.
16	Lifter, Bulk	63	HT-896B Std Only	VINTAGE; Hyd.; Carton of 126
16	PUSH ROD	YEARS	PART NO.	DESCRIPTION
16	Push Rod	63	RP-3100 Std Only	VINTAGE; 9.1300" O.A.L.
8	VALVE	YEARS	PART NO.	DESCRIPTION
8	Exhaust	63	V-1366 Std Only	VINTAGE; 1.5000" Head Dia., 0.3419" Stem Dia., 4.8248" O.A.L.
8	Intake	63	V-1367 Std Only	VINTAGE; 1.8750" Head Dia., 0.3420" Stem Dia., 4.7990" O.A.L.
8	VALVE GUIDE	YEARS	PART NO.	DESCRIPTION
8	Guide	63	VG-503 Std Only	VINTAGE; 0.3450" ID, 2.2660" O.A.L.
16	VALVE SPRING	YEARS	PART NO.	DESCRIPTION
16	Spring	63	VS-485 Std Only	2.2500" Free Height
16	VALVE SEAL	YEARS	PART NO.	DESCRIPTION
16	Valve Stem Seal	63	ST-2092 Std Only	Positive type, Metal Clad; (RBB) Rubber
16	Valve Stem Seal	63	ST-2003 Std Only	Positive type; Installation requires valve guide machining; (RBB) Rubber
16	Valve Stem Seal Bulk	63	ST-2003BC Std Only	Positive type; Installation requires valve guide machining; Carton of 100; (RBB) Rubber
8	VALVE SEAT	YEARS	PART NO.	DESCRIPTION
8	Seat	63	245-1937-1 Std Only	Loc. Int.; 1.9425" OD, 1.6875" ID, 0.2480" Depth
8	Seat	63	245-1625-4 Std Only	VINTAGE; Loc. Exh.; 1.6305" OD, 1.3120" ID, 0.2175" Depth
32	VALVE, MISC	YEARS	PART NO.	DESCRIPTION
32	Keeper	63	VK-115A Std Only	1 groove; Square cut key groove; Carton pack 24
32	Keeper	63	VK-115 Std Only	1 groove; Square cut key groove; Carton pack 32
32	Keeper	63	VK-115R Std Only	1 groove; Square cut key groove; Hardened
32	Keeper, Bulk	63	VK-115B Std Only	1 groove; Square cut key groove; Carton of 1000

QTY	RINGS	YEARS	PART NO.	DESCRIPTION
1	Premium Set	63	E-251KC Std-20-30-40-60	2-5/64, 1-3/16; Premium Chrome
1	Premium Set	63	E-251K Std-10-20-30-40-60	2-5/64, 1-3/16; Premium Moly
1	Standard Set	63	E-251X Std-10-20-30-40-60-80	2-5/64, 1-3/16; Iron
8	Premium Single Cylinder Set	63	WE-251K Std-30-40-60	2-5/64, 1-3/16; Premium Moly
8	Standard Single Cylinder Set	63	WE-251X Std-30-40-60	2-5/64, 1-3/16; Iron
1	ENGINE BEARINGS	YEARS	PART NO.	DESCRIPTION
1	Main Set	63	4419M Std-10-20-30	VINTAGE
1	Rod Set	63	8-2120CP Std-10-20	VINTAGE
8	Rod Pair	63	2120CP Std-10-20-30	VINTAGE
1	Cam Set	63	1216M Std Only	

390 6.4L (6392cc) OHV V8 (16 Valve) (Cadillac), 4" Bore (GMC Eng.), 4 Bbl. "Eng. Code 37K" 1963 514

QTY	TIMING	YEARS	PART NO.	DESCRIPTION
1	Timing Chain	63	222-489	Cadillac Series 75 Fleetwood Base; VINTAGE; 46 Links
1	Crank Sprocket	63	223-337	VINTAGE; 18 Teeth
16	Lifter	63	HT-896 Std Only	VINTAGE; Hyd.
16	Lifter, Bulk	63	HT-896B Std Only	VINTAGE; Hyd.; Carton of 126
16	PUSH ROD	YEARS	PART NO.	DESCRIPTION
16	Push Rod	63	RP-3100 Std Only	VINTAGE; 9.1300" O.A.L.
8	VALVE	YEARS	PART NO.	DESCRIPTION
8	Exhaust	63	V-1366 Std Only	VINTAGE; 1.5000" Head Dia., 0.3419" Stem Dia., 4.8248" O.A.L.
8	Intake	63	V-1367 Std Only	VINTAGE; 1.8750" Head Dia., 0.3420" Stem Dia., 4.7990" O.A.L.
8	VALVE GUIDE	YEARS	PART NO.	DESCRIPTION
8	Guide	63	VG-503 Std Only	VINTAGE; 0.3450" ID, 2.2660" O.A.L.

(continued on next page)

GM Car (Incl. Buick, Cad., Chev., Olds., Pontiac)

514 390 6.4L (6392cc) OHV V8 (16 Valve) (Cadillac), 4" Bore (GMC Eng.), 4 Bbl. "Eng. Code 37K" 1963
(cont.)

VALVE TRAIN	QTY	VALVE SPRING	YEARS	PART NO.	DESCRIPTION	VALVE TRAIN
	16	Spring	63	VS-485 Std Only	2.2500" Free Height	
	16	Valve Stem Seal	63	ST-2092 Std Only	Positive type, Metal Clad; (RBB) Rubber	
	16	Valve Stem Seal	63	ST-2003 Std Only	Positive type; Installation requires valve guide machining; (RBB) Rubber	
	16	Valve Stem Seal Bulk	63	ST-2003BC Std Only	Positive type; Installation requires valve guide machining; Carton of 100; (RBB) Rubber	
	8	Seat	63	245-1937-1 Std Only	Loc. Int.; 1.9425" OD, 1.6875" ID, 0.2480" Depth	
	8	Seat	63	245-1625-4 Std Only	VINTAGE; Loc. Exh.; 1.6305" OD, 1.3120" ID, 0.2175" Depth	
	32	Keeper	63	VK-115A Std Only	1 groove; Square cut key groove; Carton pack 24	
	32	Keeper	63	VK-115 Std Only	1 groove; Square cut key groove; Carton pack 32	
	32	Keeper	63	VK-115R Std Only	1 groove; Square cut key groove; Hardened	
	32	Keeper, Bulk	63	VK-115B Std Only	1 groove; Square cut key groove; Carton of 1000	
BLOCK	1	Premium Set	63	E-251KC Std-20-30-40-60	2-5/64, 1-3/16; Premium Chrome	BLOCK
	1	Premium Set	63	E-251K Std-10-20-30-40-60	2-5/64, 1-3/16; Premium Moly	
	1	Standard Set	63	E-251X Std-10-20-30-40-60-80	2-5/64, 1-3/16; Iron	
	8	Premium Single Cylinder Set	63	WE-251K Std-30-40-60	2-5/64, 1-3/16; Premium Moly	
	8	Standard Single Cylinder Set	63	WE-251X Std-30-40-60	2-5/64, 1-3/16; Iron	
	1	Main Set	63	4419M Std-10-20-30	VINTAGE	
	1	Rod Set	63	8-2120CP Std-10-20	VINTAGE	
	1	Cam Set	63	1216M Std Only	VINTAGE	

515 390 6.4L (6392cc) OHV V8 (16 Valve) (Cadillac), 4" Bore (GMC Eng.), 4 Bbl. "Eng. Code 37X" 1963

VALVE TRAIN	QTY	TIMING	YEARS	PART NO.	DESCRIPTION	VALVE TRAIN
	1	Crank Sprocket	63	223-337	VINTAGE; 18 Teeth	
	16	Lifter	63	HT-896 Std Only	VINTAGE; Hyd.	
	16	Lifter, Bulk	63	HT-896B Std Only	VINTAGE; Hyd.; Carton of 126	
	16	Push Rod	63	RP-3100 Std Only	VINTAGE; 9.1300" O.A.L.	
	8	Exhaust	63	V-1366 Std Only	VINTAGE; 1.5000" Head Dia., 0.3419" Stem Dia., 4.8248" O.A.L.	
	8	Intake	63	V-1367 Std Only	VINTAGE; 1.8750" Head Dia., 0.3420" Stem Dia., 4.7990" O.A.L.	
	8	Guide	63	VG-503 Std Only	VINTAGE; 0.3450" ID, 2.2660" O.A.L.	
	16	Spring	63	VS-485 Std Only	2.2500" Free Height	
	16	Valve Stem Seal	63	ST-2092 Std Only	Positive type, Metal Clad; (RBB) Rubber	
	16	Valve Stem Seal	63	ST-2003 Std Only	Positive type; Installation requires valve guide machining; (RBB) Rubber	
	16	Valve Stem Seal Bulk	63	ST-2003BC Std Only	Positive type; Installation requires valve guide machining; Carton of 100; (RBB) Rubber	
	8	Seat	63	245-1937-1 Std Only	Loc. Int.; 1.9425" OD, 1.6875" ID, 0.2480" Depth	
	8	Seat	63	245-1625-4 Std Only	VINTAGE; Loc. Exh.; 1.6305" OD, 1.3120" ID, 0.2175" Depth	
	32	Keeper	63	VK-115A Std Only	1 groove; Square cut key groove; Carton pack 24	
	32	Keeper	63	VK-115 Std Only	1 groove; Square cut key groove; Carton pack 32	
	32	Keeper	63	VK-115R Std Only	1 groove; Square cut key groove; Hardened	
	32	Keeper, Bulk	63	VK-115B Std Only	1 groove; Square cut key groove; Carton of 1000	
	1	Premium Set	63	E-251KC Std-20-30-40-60	2-5/64, 1-3/16; Premium Chrome	
	1	Premium Set	63	E-251K Std-10-20-30-40-60	2-5/64, 1-3/16; Premium Moly	
	1	Standard Set	63	E-251X Std-10-20-30-40-60-80	2-5/64, 1-3/16; Iron	
	8	Premium Single Cylinder Set	63	WE-251K Std-30-40-60	2-5/64, 1-3/16; Premium Moly	
	8	Standard Single Cylinder Set	63	WE-251X Std-30-40-60	2-5/64, 1-3/16; Iron	

(continued on next page)

GM Car (Incl. Buick, Cad., Chev., Olds., Pontiac)

390 6.4L (6392cc) OHV V8 (16 Valve) (Cadillac), 4" Bore (GMC Eng.), 4 Bbl. "Eng. Code 37X" 1963 515
(cont.)

QTY	ENGINE BEARINGS	YEARS	PART NO.	DESCRIPTION
1	Main Set	63	4419M Std-10-20-30	VINTAGE
1	Rod Set	63	8-2120CP Std-10-20	VINTAGE
8	Rod Pair	63	2120CP Std-10-20-30	VINTAGE
1	Cam Set	63	1216M Std Only	

390 6.4L (6392cc) OHV V8 (16 Valve) (Cadillac), 4" Bore (GMC Eng.), 3-2 Bbl. 1959 516

VALVE TRAIN

VALVE TRAIN

QTY	TIMING	YEARS	PART NO.	DESCRIPTION
1	Timing Chain	59	222-489	VINTAGE; 46 Links
1	Crank Sprocket	59	223-256	VINTAGE; 18 Teeth
1	Cam Sprocket	59	223-255A	VINTAGE; 36 Teeth
QTY	CAMSHAFT/LIFTER	YEARS	PART NO.	DESCRIPTION
16	Lifter	59	HT-896 Std Only	VINTAGE; Hyd.
16	Lifter, Bulk	59	HT-896B Std Only	VINTAGE; Hyd.; Carton of 126
QTY	PUSH ROD	YEARS	PART NO.	DESCRIPTION
16	Push Rod	59	RP-3032 Std Only	VINTAGE; 9.6000" O.A.L.
QTY	VALVE	YEARS	PART NO.	DESCRIPTION
8	Exhaust	59	V-1366 Std Only	VINTAGE; 1.5000" Head Dia., 0.3419" Stem Dia., 4.8248" O.A.L.
8	Intake	59	V-1367 Std Only	VINTAGE; 1.8750" Head Dia., 0.3420" Stem Dia., 4.7990" O.A.L.
QTY	VALVE GUIDE	YEARS	PART NO.	DESCRIPTION
8	Guide	59	VG-503 Std Only	VINTAGE; 0.3450" ID, 2.2660" O.A.L.
QTY	VALVE SPRING	YEARS	PART NO.	DESCRIPTION
16	Spring	59	VS-485 Std Only	2.2500" Free Height
QTY	VALVE SEAL	YEARS	PART NO.	DESCRIPTION
16	Valve Stem Seal	59	ST-2092 Std Only	Positive type, Metal Clad; (RBB) Rubber
16	Valve Stem Seal	59	ST-2003 Std Only	Positive type; Installation requires valve guide machining; (RBB) Rubber
16	Valve Stem Seal Bulk	59	ST-2003BC Std Only	Positive type; Installation requires valve guide machining; Carton of 100; (RBB) Rubber
QTY	VALVE SEAT	YEARS	PART NO.	DESCRIPTION
8	Seat	59	245-1937-1 Std Only	Loc. Int.; 1.9425" OD, 1.6875" ID, 0.2480" Depth
8	Seat	59	245-1625-4 Std Only	VINTAGE; Loc. Exh.; 1.6305" OD, 1.3120" ID, 0.2175" Depth
QTY	VALVE, MISC	YEARS	PART NO.	DESCRIPTION
32	Keeper	59	VK-115A Std Only	1 groove; Square cut key groove; Carton pack 24
32	Keeper	59	VK-115 Std Only	1 groove; Square cut key groove; Carton pack 32
32	Keeper	59	VK-115R Std Only	1 groove; Square cut key groove; Hardened
32	Keeper, Bulk	59	VK-115B Std Only	1 groove; Square cut key groove; Carton of 1000

BLOCK

BLOCK

QTY	RINGS	YEARS	PART NO.	DESCRIPTION
1	Premium Set	59	E-251KC Std-20-30-40-60	2-5/64, 1-3/16; Premium Chrome
1	Premium Set	59	E-251K Std-10-20-30-40-60	2-5/64, 1-3/16; Premium Moly
1	Standard Set	59	E-251X Std-10-20-30-40-60-80	2-5/64, 1-3/16; Iron
8	Premium Single Cylinder Set	59	WE-251K Std-30-40-60	2-5/64, 1-3/16; Premium Moly
8	Standard Single Cylinder Set	59	WE-251X Std-30-40-60	2-5/64, 1-3/16; Iron
QTY	ENGINE BEARINGS	YEARS	PART NO.	DESCRIPTION
1	Rod Set	59	8-2120CP Std-10-20	VINTAGE
8	Rod Pair	59	2120CP Std-10-20-30	VINTAGE

390 6.4L (6392cc) OHV V8 (16 Valve) (Cadillac), 4" Bore (GMC Eng.), 4 Bbl. 1959 517

QTY	TIMING	YEARS	PART NO.	DESCRIPTION
1	Timing Chain	59	222-489	VINTAGE; 46 Links
1	Crank Sprocket	59	223-256	VINTAGE; 18 Teeth
1	Cam Sprocket	59	223-255A	VINTAGE; 36 Teeth
QTY	CAMSHAFT/LIFTER	YEARS	PART NO.	DESCRIPTION
16	Lifter	59	HT-896 Std Only	VINTAGE; Hyd.
16	Lifter, Bulk	59	HT-896B Std Only	VINTAGE; Hyd.; Carton of 126
QTY	PUSH ROD	YEARS	PART NO.	DESCRIPTION
16	Push Rod	59	RP-3032 Std Only	VINTAGE; 9.6000" O.A.L.
QTY	VALVE	YEARS	PART NO.	DESCRIPTION
8	Exhaust	59	V-1366 Std Only	VINTAGE; 1.5000" Head Dia., 0.3419" Stem Dia., 4.8248" O.A.L.
8	Intake	59	V-1367 Std Only	VINTAGE; 1.8750" Head Dia., 0.3420" Stem Dia., 4.7990" O.A.L.

(continued on next page)

GM Car (Incl. Buick, Cad., Chev., Olds., Pontiac)

517 390 6.4L (6392cc) OHV V8 (16 Valve) (Cadillac), 4" Bore (GMC Eng.), 4 Bbl. 1959
(cont.)

VALVE TRAIN	QTY	VALVE GUIDE	YEARS	PART NO.	DESCRIPTION	VALVE TRAIN
	8	Guide	59	VG-503 Std Only	VINTAGE; 0.3450" ID, 2.2660" O.A.L.	
	16	Spring	59	VS-485 Std Only	2.2500" Free Height	
	16	Valve Stem Seal	59	ST-2092 Std Only	Positive type, Metal Clad; (RBB) Rubber	
	16	Valve Stem Seal	59	ST-2003 Std Only	Positive type; Installation requires valve guide machining; (RBB) Rubber	
	16	Valve Stem Seal Bulk	59	ST-2003BC Std Only	Positive type; Installation requires valve guide machining; Carton of 100; (RBB) Rubber	
	8	Seat	59	245-1937-1 Std Only	Loc. Int.; 1.9425" OD, 1.6875" ID, 0.2480" Depth	
	8	Seat	59	245-1625-4 Std Only	VINTAGE; Loc. Exh.; 1.6305" OD, 1.3120" ID, 0.2175" Depth	
	32	Keeper	59	VK-115A Std Only	1 groove; Square cut key groove; Carton pack 24	
	32	Keeper	59	VK-115 Std Only	1 groove; Square cut key groove; Carton pack 32	
	32	Keeper	59	VK-115R Std Only	1 groove; Square cut key groove; Hardened	
	32	Keeper, Bulk	59	VK-115B Std Only	1 groove; Square cut key groove; Carton of 1000	
BLOCK	1	Premium Set	59	E-251KC Std-20-30-40-60	2-5/64, 1-3/16; Premium Chrome	BLOCK
	1	Premium Set	59	E-251K Std-10-20-30-40-60	2-5/64, 1-3/16; Premium Moly	
	1	Standard Set	59	E-251X Std-10-20-30-40-60-80	2-5/64, 1-3/16; Iron	
	8	Premium Single Cylinder Set	59	WE-251K Std-30-40-60	2-5/64, 1-3/16; Premium Moly	
	8	Standard Single Cylinder Set	59	WE-251X Std-30-40-60	2-5/64, 1-3/16; Iron	
	1	Rod Set	59	8-2120CP Std-10-20	VINTAGE	
	8	Rod Pair	59	2120CP Std-10-20-30	VINTAGE	

518 394 6.5L (6458cc) OHV V8 (16 Valve) (Oldsmobile), 4.125" Bore (GMC Eng.), 4 Bbl. "Eng. Code D" 1960

VALVE TRAIN	QTY	TIMING	YEARS	PART NO.	DESCRIPTION	VALVE TRAIN
	1	Timing Chain	60	222-494	48 Links	
	16	Push Rod	60	RP-3024 Std Only	VINTAGE; 9.2850" O.A.L.	
	8	Valve Stem Seal	60	MV-1796C Std Only	Loc. Int.; Umbrella type; Fits Std. to .015" O/S valve stem; (RBB) Rubber	
	8	Valve Stem Seal	60	ST-2001 Std Only	Positive type; Installation requires valve guide machining; (RBBTF) Rubber/PTFE	
	8	Valve Stem Seal Bulk	60	MV-1796 Std Only	Loc. Int.; Umbrella type; Fits Std. to .015" O/S valve stem; Carton of 100; (RBB) Rubber	
	8	Valve Stem Seal Bulk	60	ST-2001BC Std Only	Positive type; Installation requires valve guide machining; Carton of 100; (RBBTF) Rubber/PTFE	
	8	Seat	60	245-1687-2 Std Only	Loc. Exh.; 1.6925" OD, 1.4375" ID, 0.2160" Depth	
	8	Seat	60	245-1687-2N Std Only	Loc. Exh.; Premium Material; 1.6925" OD, 1.4375" ID, 0.2160" Depth	
	8	Seat	60	245-1937-1 Std Only	Loc. Int.; 1.9425" OD, 1.6875" ID, 0.2480" Depth	
	32	Keeper	60	VK-115A Std Only	1 groove; Square cut key groove; Carton pack 24	
	32	Keeper	60	VK-115 Std Only	1 groove; Square cut key groove; Carton pack 32	
	32	Keeper	60	VK-115R Std Only	1 groove; Square cut key groove; Hardened	
	32	Keeper, Bulk	60	VK-115B Std Only	1 groove; Square cut key groove; Carton of 1000	
	16	Spring Insert	60	259-303C Std Only	.015"; ID .703"; Carton of 100	
	16	Spring Insert	60	259-303B Std Only	.030"; ID .703"; Carton of 100	
	16	Spring Insert	60	259-303A Std Only	.060"; ID .703"; Carton of 100	
	16	Spring Insert	60	259-303ARS Std Only	.060"; ID .703"; Carton of 500	
BLOCK	1	Premium Set	60	E-243K Std-20-30-40-60	VINTAGE; 2-5/64, 1-3/16; Premium Moly	BLOCK
	1	Standard Set	60	E-243X Std-20-30-40-60	VINTAGE; 2-5/64, 1-3/16; Iron	
	1	Oil Pump	60	224-41203		
	1	Oil Pump	60	224-41203V	High Volume, check pan for clearance; Use w/224-11203V screen	
	1	Screen Assy.	60	224-11203V	Bolt-on 3/4" tube; Use w/224-41203V pump	
	1	Screen Assy.	60	224-12203	Press-in tube	

GM Car (Incl. Buick, Cad., Chev., Olds., Pontiac)

394 6.5L (6458cc) OHV V8 (16 Valve) (Oldsmobile), 4.125" Bore (GMC Eng.), 4 Bbl. "Eng. Code DE" 1960 519

	QTY	TIMING	YEARS	PART NO.	DESCRIPTION
VALVE TRAIN	1	Timing Chain	60	222-494	48 Links
	16	PUSH ROD Push Rod	60	RP-3024 Std Only	VINTAGE; 9.2850" O.A.L.
	8	VALVE SEAL Valve Stem Seal	60	MV-1796C Std Only	Loc. Int.; Umbrella type; Fits Std. to .015" O/S valve stem; (RBB) Rubber
	8	Valve Stem Seal	60	ST-2001 Std Only	Positive type; Installation requires valve guide machining; (RBBTF) Rubber/PTFE
	8	Valve Stem Seal Bulk	60	MV-1796 Std Only	Loc. Int.; Umbrella type; Fits Std. to .015" O/S valve stem; Carton of 100; (RBB) Rubber
	8	Valve Stem Seal Bulk	60	ST-2001BC Std Only	Positive type; Installation requires valve guide machining; Carton of 100; (RBBTF) Rubber/PTFE
	8	VALVE SEAT Seat	60	245-1687-2 Std Only	Loc. Exh.; 1.6925" OD, 1.4375" ID, 0.2160" Depth
	8	Seat	60	245-1687-2N Std Only	Loc. Exh.; Premium Material; 1.6925" OD, 1.4375" ID, 0.2160" Depth
	8	Seat	60	245-1937-1 Std Only	Loc. Int.; 1.9425" OD, 1.6875" ID, 0.2480" Depth
	32	VALVE, MISC Keeper	60	VK-115A Std Only	1 groove; Square cut key groove; Carton pack 24
32	Keeper	60	VK-115 Std Only	1 groove; Square cut key groove; Carton pack 32	
32	Keeper	60	VK-115R Std Only	1 groove; Square cut key groove; Hardened	
32	Keeper, Bulk	60	VK-115B Std Only	1 groove; Square cut key groove; Carton of 1000	
16	Spring Insert	60	259-303C Std Only	.015"; ID .703"; Carton of 100	
16	Spring Insert	60	259-303B Std Only	.030"; ID .703"; Carton of 100	
16	Spring Insert	60	259-303A Std Only	.060"; ID .703"; Carton of 100	
16	Spring Insert	60	259-303ARS Std Only	.060"; ID .703"; Carton of 500	
BLOCK	1	RINGS Premium Set	60	E-243K Std-20-30-40-60	VINTAGE; 2-5/64, 1-3/16; Premium Moly
	1	Standard Set	60	E-243X Std-20-30-40-60	VINTAGE; 2-5/64, 1-3/16; Iron
	1	OIL PUMP Oil Pump	60	224-41203	
	1	Oil Pump	60	224-41203V	High Volume, check pan for clearance; Use w/224-11203V screen
	1	Screen Assy. Screen Assy.	60	224-11203V 224-12203	Bolt-on 3/4" tube; Use w/224-41203V pump Press-in tube

394 6.5L (6458cc) OHV V8 (16 Valve) (Oldsmobile), 4.125" Bore (GMC Eng.), 2 Bbl. "Eng. Code F" 1962-1961 520

	QTY	TIMING	YEARS	PART NO.	DESCRIPTION
VALVE TRAIN	1	Timing Chain	62-61	222-494	48 Links
	16	PUSH ROD Push Rod	62-61	RP-3024 Std Only	VINTAGE; 9.2850" O.A.L.
	8	VALVE GUIDE Guide	62-61	VG-584 Std Only	VINTAGE; Loc. Exh.; 0.3973" ID, 2.3800" O.A.L
	8	Guide	62-61	VG-538 Std Only	VINTAGE; Loc. Int.; 0.3450" ID, 2.3750" O.A.L
	16	VALVE SPRING Spring	62-61	VS-526 Std Only	VINTAGE; 2.2500" Free Height
	8	VALVE SEAL Valve Stem Seal	62-61	MV-1796C Std Only	Loc. Int.; Umbrella type; Fits Std. to .015" O/S valve stem; (RBB) Rubber
	8	Valve Stem Seal	62-61	ST-2001 Std Only	Positive type; Installation requires valve guide machining; (RBBTF) Rubber/PTFE
	8	Valve Stem Seal Bulk	62-61	MV-1796 Std Only	Loc. Int.; Umbrella type; Fits Std. to .015" O/S valve stem; Carton of 100; (RBB) Rubber
	8	Valve Stem Seal Bulk	62-61	ST-2001BC Std Only	Positive type; Installation requires valve guide machining; Carton of 100; (RBBTF) Rubber/PTFE
	8	VALVE SEAT Seat	62-61	245-1687-2 Std Only	Loc. Exh.; 1.6925" OD, 1.4375" ID, 0.2160" Depth
8	Seat	62-61	245-1687-2N Std Only	Loc. Exh.; Premium Material; 1.6925" OD, 1.4375" ID, 0.2160" Depth	
8	Seat	62-61	245-1937-1 Std Only	Loc. Int.; 1.9425" OD, 1.6875" ID, 0.2480" Depth	
32	VALVE, MISC Keeper	62-61	VK-115A Std Only	1 groove; Square cut key groove; Carton pack 24	
32	Keeper	62-61	VK-115 Std Only	1 groove; Square cut key groove; Carton pack 32	
32	Keeper	62-61	VK-115R Std Only	1 groove; Square cut key groove; Hardened	
32	Keeper, Bulk	62-61	VK-115B Std Only	1 groove; Square cut key groove; Carton of 1000	
16	Spring Insert	62-61	259-303C Std Only	.015"; ID .703"; Carton of 100	
16	Spring Insert	62-61	259-303B Std Only	.030"; ID .703"; Carton of 100	
16	Spring Insert	62-61	259-303A Std Only	.060"; ID .703"; Carton of 100	

(continued on next page)

GM Car (Incl. Buick, Cad., Chev., Olds., Pontiac)

520 394 6.5L (6458cc) OHV V8 (16 Valve) (Oldsmobile), 4.125" Bore (GMC Eng.), 2 Bbl. "Eng. Code F" 1962-1961
(cont.)

	QTY	VALVE, MISC (cont.)	YEARS	PART NO.	DESCRIPTION
BLOCK	16	Spring Insert	62-61	259-303ARS Std Only	.060"; ID .703"; Carton of 500
	8	PISTON Pin Bushing	62-61	1559VA	VINTAGE; 1.037" OD
	1	RINGS Premium Set	62-61	E-243K Std-20-30-40-60	VINTAGE; 2-5/64, 1-3/16; Premium Moly
	1	Standard Set	62-61	E-243X Std-20-30-40-60	VINTAGE; 2-5/64, 1-3/16; Iron
	1	ENGINE BEARINGS Rod Set	62-61	8-3345P Std-10-20-30-40	VINTAGE
	8	Rod Pair	62-61	3345P Std-1-10-20-30-40	
	1	Cam Set	62-61	1164M Std Only	
	1	OIL PUMP Oil Pump	62-61	224-41203	High Volume, check pan for clearance; Use w/224-11203V screen
	1	Oil Pump	62-61	224-41203V	
	1	Inter. Shaft	62-61	224-61203	
1	Screen Assy.	62-61	224-11203V		
	1	Screen Assy.	62-61	224-11203	Bolt-on 3/4" tube; Use w/224-41203V pump Will not fit O.E. pump; Use w/224-41203 pump; 5/8" inlet tube

521 394 6.5L (6458cc) OHV V8 (16 Valve) (Oldsmobile), 4.125" Bore (GMC Eng.), 2 Bbl. "Eng. Code FE" 1962-1961

	QTY	TIMING	YEARS	PART NO.	DESCRIPTION
VALVE TRAIN	1	Timing Chain	62-61	222-494	48 Links
	16	PUSH ROD Push Rod	62-61	RP-3024 Std Only	VINTAGE; 9.2850" O.A.L.
	8	VALVE GUIDE Guide	62-61	VG-584 Std Only	VINTAGE; Loc. Exh.; 0.3973" ID, 2.3800" O.A.L.
	8	Guide	62-61	VG-538 Std Only	VINTAGE; Loc. Int.; 0.3450" ID, 2.3750" O.A.L.
	16	VALVE SPRING Spring	62-61	VS-526 Std Only	VINTAGE; 2.2500" Free Height
	8	VALVE SEAL Valve Stem Seal	62-61	MV-1796C Std Only	Loc. Int.; Umbrella type; Fits Std. to .015" O/S valve stem; (RBB) Rubber
	8	Valve Stem Seal	62-61	ST-2001 Std Only	Positive type; Installation requires valve guide machining; (RBBTF) Rubber/PTFE
	8	Valve Stem Seal Bulk	62-61	MV-1796 Std Only	Loc. Int.; Umbrella type; Fits Std. to .015" O/S valve stem; Carton of 100; (RBB) Rubber
	8	Valve Stem Seal Bulk	62-61	ST-2001BC Std Only	Positive type; Installation requires valve guide machining; Carton of 100; (RBBTF) Rubber/PTFE
	8	VALVE SEAT Seat	62-61	245-1687-2 Std Only	Loc. Exh.; 1.6925" OD, 1.4375" ID, 0.2160" Depth
	8	Seat	62-61	245-1687-2N Std Only	Loc. Exh.; Premium Material; 1.6925" OD, 1.4375" ID, 0.2160" Depth
	8	Seat	62-61	245-1937-1 Std Only	Loc. Int.; 1.9425" OD, 1.6875" ID, 0.2480" Depth
	32	VALVE, MISC Keeper	62-61	VK-115A Std Only	1 groove; Square cut key groove; Carton pack 24
	32	Keeper	62-61	VK-115 Std Only	1 groove; Square cut key groove; Carton pack 32
	32	Keeper	62-61	VK-115R Std Only	1 groove; Square cut key groove; Hardened
	32	Keeper, Bulk	62-61	VK-115B Std Only	1 groove; Square cut key groove; Carton of 1000
16	Spring Insert	62-61	259-303C Std Only	.015"; ID .703"; Carton of 100	
16	Spring Insert	62-61	259-303B Std Only	.030"; ID .703"; Carton of 100	
16	Spring Insert	62-61	259-303A Std Only	.060"; ID .703"; Carton of 100	
16	Spring Insert	62-61	259-303ARS Std Only	.060"; ID .703"; Carton of 500	
BLOCK	8	PISTON Pin Bushing	62-61	1559VA	VINTAGE; 1.037" OD
	1	RINGS Premium Set	62-61	E-243K Std-20-30-40-60	VINTAGE; 2-5/64, 1-3/16; Premium Moly
	1	Standard Set	62-61	E-243X Std-20-30-40-60	VINTAGE; 2-5/64, 1-3/16; Iron
	1	ENGINE BEARINGS Rod Set	62-61	8-3345P Std-10-20-30-40	VINTAGE
	8	Rod Pair	62-61	3345P Std-1-10-20-30-40	
	1	Cam Set	62-61	1164M Std Only	
1	OIL PUMP Oil Pump	62-61	224-41203	High Volume, check pan for clearance; Use w/224-11203V screen	
1	Oil Pump	62-61	224-41203V		

(continued on next page)

GM Car (Incl. Buick, Cad., Chev., Olds., Pontiac)

394 6.5L (6458cc) OHV V8 (16 Valve) (Oldsmobile), 4.125" Bore (GMC Eng.), 2 Bbl. "Eng. Code FE" 521
1962-1961 (cont.)

QTY	OIL PUMP (cont.)	YEARS	PART NO.	DESCRIPTION
1	Inter. Shaft	62-61	224-61203	
1	Screen Assy.	62-61	224-11203V	Bolt-on 3/4" tube; Use w/224-41203V pump
1	Screen Assy.	62-61	224-11203	Will not fit O.E. pump; Use w/224-41203 pump; 5/8" inlet tube

394 6.5L (6458cc) OHV V8 (16 Valve) (Oldsmobile), 4.125" Bore (GMC Eng.), 2 Bbl. "Eng. Code FL" 522
1962-1961

QTY	TIMING	YEARS	PART NO.	DESCRIPTION
1	Timing Chain	62-61	222-494	48 Links
16	PUSH ROD Push Rod	62-61	RP-3024 Std Only	VINTAGE; 9.2850" O.A.L.
8	VALVE GUIDE Guide	62-61	VG-584 Std Only	VINTAGE; Loc. Exh.; 0.3973" ID, 2.3800" O.A.L
8	Guide	62-61	VG-538 Std Only	VINTAGE; Loc. Int.; 0.3450" ID, 2.3750" O.A.L
16	VALVE SPRING Spring	62-61	VS-526 Std Only	VINTAGE; 2.2500" Free Height
8	VALVE SEAL Valve Stem Seal	62-61	MV-1796C Std Only	Loc. Int.; Umbrella type; Fits Std. to .015" O/S valve stem; (RBB) Rubber
8	Valve Stem Seal	62-61	ST-2001 Std Only	Positive type; Installation requires valve guide machining; (RBBTF) Rubber/PTFE
8	Valve Stem Seal Bulk	62-61	MV-1796 Std Only	Loc. Int.; Umbrella type; Fits Std. to .015" O/S valve stem; Carton of 100; (RBB) Rubber
8	Valve Stem Seal Bulk	62-61	ST-2001BC Std Only	Positive type; Installation requires valve guide machining; Carton of 100; (RBBTF) Rubber/PTFE
8	VALVE SEAT Seat	62-61	245-1687-2 Std Only	Loc. Exh.; 1.6925" OD, 1.4375" ID, 0.2160" Depth
8	Seat	62-61	245-1687-2N Std Only	Loc. Exh.; Premium Material; 1.6925" OD, 1.4375" ID, 0.2160" Depth
8	Seat	62-61	245-1937-1 Std Only	Loc. Int.; 1.9425" OD, 1.6875" ID, 0.2480" Depth
32	VALVE, MISC Keeper	62-61	VK-115A Std Only	1 groove; Square cut key groove; Carton pack 24
32	Keeper	62-61	VK-115 Std Only	1 groove; Square cut key groove; Carton pack 32
32	Keeper	62-61	VK-115R Std Only	1 groove; Square cut key groove; Hardened
32	Keeper, Bulk	62-61	VK-115B Std Only	1 groove; Square cut key groove; Carton of 1000
16	Spring Insert	62-61	259-303C Std Only	.015"; ID .703"; Carton of 100
16	Spring Insert	62-61	259-303B Std Only	.030"; ID .703"; Carton of 100
16	Spring Insert	62-61	259-303A Std Only	.060"; ID .703"; Carton of 100
16	Spring Insert	62-61	259-303ARS Std Only	.060"; ID .703"; Carton of 500
8	PISTON Pin Bushing	62-61	1559VA	VINTAGE; 1.037" OD
1	RINGS Premium Set	62-61	E-243K Std-20-30-40-60	VINTAGE; 2-5/64, 1-3/16; Premium Moly
1	Standard Set	62-61	E-243X Std-20-30-40-60	VINTAGE; 2-5/64, 1-3/16; Iron
1	ENGINE BEARINGS Rod Set	62-61	8-3345P Std-10-20-30-40	
8	Rod Pair	62-61	3345P Std-1-10-20-30-40	
1	Cam Set	62-61	1164M Std Only	VINTAGE
1	OIL PUMP Oil Pump	62-61	224-41203	
1	Oil Pump	62-61	224-41203V	High Volume, check pan for clearance; Use w/224-11203V screen
1	Inter. Shaft	62-61	224-61203	
1	Screen Assy.	62-61	224-11203V	Bolt-on 3/4" tube; Use w/224-41203V pump
1	Screen Assy.	62-61	224-11203	Will not fit O.E. pump; Use w/224-41203 pump; 5/8" inlet tube

394 6.5L (6458cc) OHV V8 (16 Valve) (Oldsmobile), 4.125" Bore (GMC Eng.), 4 Bbl. "Eng. Code G" 1962-1961 523

QTY	TIMING	YEARS	PART NO.	DESCRIPTION
1	Timing Chain	62-61	222-494	48 Links
16	PUSH ROD Push Rod	62-61	RP-3024 Std Only	VINTAGE; 9.2850" O.A.L.
8	VALVE GUIDE Guide	62	VG-584 Std Only	VINTAGE; Loc. Exh.; 0.3973" ID, 2.3800" O.A.L
8	Guide	62	VG-538 Std Only	VINTAGE; Loc. Int.; 0.3450" ID, 2.3750" O.A.L

(continued on next page)

GM Car (Incl. Buick, Cad., Chev., Olds., Pontiac)

523 394 6.5L (6458cc) OHV V8 (16 Valve) (Oldsmobile), 4.125" Bore (GMC Eng.), 4 Bbl. "Eng. Code G" 1962-1961
(cont.)

VALVE TRAIN		QTY	VALVE SPRING	YEARS	PART NO.	DESCRIPTION	VALVE TRAIN	
		16	Spring	62	VS-526 Std Only	VINTAGE; 2.2500" Free Height		
		8	Valve Stem Seal	62-61	MV-1796C Std Only	Loc. Int.; Umbrella type; Fits Std. to .015" O/S valve stem; (RBB) Rubber		
		8	Valve Stem Seal	62-61	ST-2001 Std Only	Positive type; Installation requires valve guide machining; (RBBTF) Rubber/PTFE		
		8	Valve Stem Seal Bulk	62-61	MV-1796 Std Only	Loc. Int.; Umbrella type; Fits Std. to .015" O/S valve stem; Carton of 100; (RBB) Rubber		
		8	Valve Stem Seal Bulk	62-61	ST-2001BC Std Only	Positive type; Installation requires valve guide machining; Carton of 100; (RBBTF) Rubber/PTFE		
		8	Seat	62-61	245-1687-2 Std Only	Loc. Exh.; 1.6925" OD, 1.4375" ID, 0.2160" Depth		
		8	Seat	62-61	245-1687-2N Std Only	Loc. Exh.; Premium Material; 1.6925" OD, 1.4375" ID, 0.2160" Depth		
		8	Seat	62-61	245-1937-1 Std Only	Loc. Int.; 1.9425" OD, 1.6875" ID, 0.2480" Depth		
		32	Keeper	62-61	VK-115A Std Only	1 groove; Square cut key groove; Carton pack 24		
		32	Keeper	62-61	VK-115 Std Only	1 groove; Square cut key groove; Carton pack 32		
		32	Keeper	62-61	VK-115R Std Only	1 groove; Square cut key groove; Hardened		
		32	Keeper, Bulk	62-61	VK-115B Std Only	1 groove; Square cut key groove; Carton of 1000		
		16	Spring Insert	62-61	259-303C Std Only	.015"; ID .703"; Carton of 100		
		16	Spring Insert	62-61	259-303B Std Only	.030"; ID .703"; Carton of 100		
		16	Spring Insert	62-61	259-303A Std Only	.060"; ID .703"; Carton of 100		
		16	Spring Insert	62-61	259-303ARS Std Only	.060"; ID .703"; Carton of 500		
BLOCK		8	Pin Bushing	62-61	1559VA	VINTAGE; 1.037" OD	BLOCK	
		1	Premium Set	62-61	E-243K Std-20-30-40-60	VINTAGE; 2-5/64, 1-3/16; Premium Moly		
		1	Standard Set	62-61	E-243X Std-20-30-40-60	VINTAGE; 2-5/64, 1-3/16; Iron		
		1	Rod Set	62-61	8-3345P Std-10-20-30-40	VINTAGE		
		8	Rod Pair	62-61	3345P Std-1-10-20-30-40			
		1	Cam Set	62-61	1164M Std Only			
		1	Oil Pump	62-61	224-41203	High Volume, check pan for clearance; Use w/224-11203V screen		
		1	Oil Pump	62-61	224-41203V			
		1	Inter. Shaft	62-61	224-61203			
		1	Screen Assy.	62-61	224-11203V			
1	Screen Assy.	62-61	224-11203	Will not fit O.E. pump; Use w/224-41203 pump; 5/8" inlet tube				

524 394 6.5L (6458cc) OHV V8 (16 Valve) (Oldsmobile), 4.125" Bore (GMC Eng.), 4 Bbl. "Eng. Code GE" 1962-1961

VALVE TRAIN		QTY	TIMING	YEARS	PART NO.	DESCRIPTION	VALVE TRAIN	
		1	Timing Chain	62-61	222-494	48 Links		
		16	Push Rod	62-61	RP-3024 Std Only	VINTAGE; 9.2850" O.A.L.		
		8	Guide	62	VG-584 Std Only	VINTAGE; Loc. Exh.; 0.3973" ID, 2.3800" O.A.L		
		8	Guide	62	VG-538 Std Only	VINTAGE; Loc. Int.; 0.3450" ID, 2.3750" O.A.L		
		16	Spring	62	VS-526 Std Only	VINTAGE; 2.2500" Free Height		
		8	Valve Stem Seal	62-61	MV-1796C Std Only	Loc. Int.; Umbrella type; Fits Std. to .015" O/S valve stem; (RBB) Rubber		
		8	Valve Stem Seal	62-61	ST-2001 Std Only	Positive type; Installation requires valve guide machining; (RBBTF) Rubber/PTFE		
		8	Valve Stem Seal Bulk	62-61	MV-1796 Std Only	Loc. Int.; Umbrella type; Fits Std. to .015" O/S valve stem; Carton of 100; (RBB) Rubber		
		8	Valve Stem Seal Bulk	62-61	ST-2001BC Std Only	Positive type; Installation requires valve guide machining; Carton of 100; (RBBTF) Rubber/PTFE		
		8	Seat	62-61	245-1687-2 Std Only	Loc. Exh.; 1.6925" OD, 1.4375" ID, 0.2160" Depth		
		8	Seat	62-61	245-1687-2N Std Only	Loc. Exh.; Premium Material; 1.6925" OD, 1.4375" ID, 0.2160" Depth		
		8	Seat	62-61	245-1937-1 Std Only	Loc. Int.; 1.9425" OD, 1.6875" ID, 0.2480" Depth		

(continued on next page)

GM Car (Incl. Buick, Cad., Chev., Olds., Pontiac)

394 6.5L (6458cc) OHV V8 (16 Valve) (Oldsmobile), 4.125" Bore (GMC Eng.), 4 Bbl. "Eng. Code GE" 524
1962-1961 (cont.)

	QTY	VALVE, MISC	YEARS	PART NO.	DESCRIPTION
BLOCK	32	Keeper	62-61	VK-115A Std Only	1 groove; Square cut key groove; Carton pack 24
	32	Keeper	62-61	VK-115 Std Only	1 groove; Square cut key groove; Carton pack 32
	32	Keeper	62-61	VK-115R Std Only	1 groove; Square cut key groove; Hardened
	32	Keeper, Bulk	62-61	VK-115B Std Only	1 groove; Square cut key groove; Carton of 1000
	16	Spring Insert	62-61	259-303C Std Only	.015"; ID .703"; Carton of 100
	16	Spring Insert	62-61	259-303B Std Only	.030"; ID .703"; Carton of 100
	16	Spring Insert	62-61	259-303A Std Only	.060"; ID .703"; Carton of 100
	16	Spring Insert	62-61	259-303ARS Std Only	.060"; ID .703"; Carton of 500
BLOCK	QTY	PISTON	YEARS	PART NO.	DESCRIPTION
	8	Pin Bushing	62-61	1559VA	VINTAGE; 1.037" OD
	QTY	RINGS	YEARS	PART NO.	DESCRIPTION
	1	Premium Set	62-61	E-243K Std-20-30-40-60	VINTAGE; 2-5/64, 1-3/16; Premium Moly
	1	Standard Set	62-61	E-243X Std-20-30-40-60	VINTAGE; 2-5/64, 1-3/16; Iron
	QTY	ENGINE BEARINGS	YEARS	PART NO.	DESCRIPTION
	1	Rod Set	62-61	8-3345P Std-10-20-30-40	
	8	Rod Pair	62-61	3345P Std-1-10-20-30-40	
	1	Cam Set	62-61	1164M Std Only	VINTAGE
	QTY	OIL PUMP	YEARS	PART NO.	DESCRIPTION
1	Oil Pump	62-61	224-41203		
1	Oil Pump	62-61	224-41203V	High Volume, check pan for clearance; Use w/224-11203V screen	
1	Inter. Shaft	62-61	224-61203		
1	Screen Assy.	62-61	224-11203V	Bolt-on 3/4" tube; Use w/224-41203V pump	
1	Screen Assy.	62-61	224-11203	Will not fit O.E. pump; Use w/224-41203 pump; 5/8" inlet tube	

394 6.5L (6458cc) OHV V8 (16 Valve) (Oldsmobile), 4.125" Bore (GMC Eng.), 4 Bbl. "Eng. Code GS" 525
1962-1961

	QTY	TIMING	YEARS	PART NO.	DESCRIPTION
VALVE TRAIN	1	Timing Chain	62-61	222-494	48 Links
	QTY	PUSH ROD	YEARS	PART NO.	DESCRIPTION
	16	Push Rod	62-61	RP-3024 Std Only	VINTAGE; 9.2850" O.A.L.
	QTY	VALVE GUIDE	YEARS	PART NO.	DESCRIPTION
	8	Guide	62	VG-584 Std Only	VINTAGE; Loc. Exh.; 0.3973" ID, 2.3800" O.A.L
	8	Guide	62	VG-538 Std Only	VINTAGE; Loc. Int.; 0.3450" ID, 2.3750" O.A.L
	QTY	VALVE SPRING	YEARS	PART NO.	DESCRIPTION
	16	Spring	62	VS-526 Std Only	VINTAGE; 2.2500" Free Height
	QTY	VALVE SEAL	YEARS	PART NO.	DESCRIPTION
	8	Valve Stem Seal	62-61	MV-1796C Std Only	Loc. Int.; Umbrella type; Fits Std. to .015" O/S valve stem; (RBB) Rubber
	8	Valve Stem Seal	62-61	ST-2001 Std Only	Positive type; Installation requires valve guide machining; (RBBTF) Rubber/PTFE
	8	Valve Stem Seal Bulk	62-61	MV-1796 Std Only	Loc. Int.; Umbrella type; Fits Std. to .015" O/S valve stem; Carton of 100; (RBB) Rubber
	8	Valve Stem Seal Bulk	62-61	ST-2001BC Std Only	Positive type; Installation requires valve guide machining; Carton of 100; (RBBTF) Rubber/PTFE
	QTY	VALVE SEAT	YEARS	PART NO.	DESCRIPTION
	8	Seat	62-61	245-1687-2 Std Only	Loc. Exh.; 1.6925" OD, 1.4375" ID, 0.2160" Depth
8	Seat	62-61	245-1687-2N Std Only	Loc. Exh.; Premium Material; 1.6925" OD, 1.4375" ID, 0.2160" Depth	
8	Seat	62-61	245-1937-1 Std Only	Loc. Int.; 1.9425" OD, 1.6875" ID, 0.2480" Depth	
BLOCK	QTY	VALVE, MISC	YEARS	PART NO.	DESCRIPTION
	32	Keeper	62-61	VK-115A Std Only	1 groove; Square cut key groove; Carton pack 24
	32	Keeper	62-61	VK-115 Std Only	1 groove; Square cut key groove; Carton pack 32
	32	Keeper	62-61	VK-115R Std Only	1 groove; Square cut key groove; Hardened
	32	Keeper, Bulk	62-61	VK-115B Std Only	1 groove; Square cut key groove; Carton of 1000
	16	Spring Insert	62-61	259-303C Std Only	.015"; ID .703"; Carton of 100
	16	Spring Insert	62-61	259-303B Std Only	.030"; ID .703"; Carton of 100
	16	Spring Insert	62-61	259-303A Std Only	.060"; ID .703"; Carton of 100
	16	Spring Insert	62-61	259-303ARS Std Only	.060"; ID .703"; Carton of 500
	QTY	PISTON	YEARS	PART NO.	DESCRIPTION
	8	Pin Bushing	62-61	1559VA	VINTAGE; 1.037" OD
	QTY	RINGS	YEARS	PART NO.	DESCRIPTION
	1	Premium Set	62-61	E-243K Std-20-30-40-60	VINTAGE; 2-5/64, 1-3/16; Premium Moly
	1	Standard Set	62-61	E-243X Std-20-30-40-60	VINTAGE; 2-5/64, 1-3/16; Iron
	QTY	ENGINE BEARINGS	YEARS	PART NO.	DESCRIPTION
1	Rod Set	62-61	8-3345P Std-10-20-30-40		

(continued on next page)

GM Car (Incl. Buick, Cad., Chev., Olds., Pontiac)

525 394 6.5L (6458cc) OHV V8 (16 Valve) (Oldsmobile), 4.125" Bore (GMC Eng.), 4 Bbl. "Eng. Code GS"
(cont.) 1962-1961

BLOCK	ENGINE BEARINGS				DESCRIPTION	BLOCK	
	QTY	(cont.)	YEARS	PART NO.			
	8		62-61	3345P Std-1-10-20-30-40	VINTAGE		
	1		62-61	1164M Std Only			
BLOCK	OIL PUMP				DESCRIPTION	BLOCK	
	QTY		YEARS	PART NO.			
	1		62-61	224-41203			High Volume, check pan for clearance; Use w/224-11203V screen
	1		62-61	224-41203V			
	1		62-61	224-61203			
1		62-61	224-11203V				
1		62-61	224-11203	Bolt-on 3/4" tube; Use w/224-41203V pump Will not fit O.E. pump; Use w/224-41203 pump; 5/8" inlet tube			

526 394 6.5L (6458cc) OHV V8 (16 Valve) (Oldsmobile), 4.125" Bore (GMC Eng.), 2 Bbl. "Eng. Code H" 1964-1963

VALVE TRAIN	TIMING				DESCRIPTION	VALVE TRAIN		
	QTY		YEARS	PART NO.				
	1		64-63	222-494	48 Links			
VALVE TRAIN	PUSH ROD				DESCRIPTION	VALVE TRAIN		
	QTY		YEARS	PART NO.				
	16		64-63	RP-3024 Std Only			VINTAGE; 9.2850" O.A.L.	
	VALVE GUIDE						VINTAGE; Loc. Exh.; 0.3973" ID, 2.3800" O.A.L	
	8		64-63	VG-584 Std Only				
	8		64-63	VG-538 Std Only			VINTAGE; Loc. Int.; 0.3450" ID, 2.3750" O.A.L	
	VALVE SPRING						VINTAGE; 2.2500" Free Height	
	16		64-63	VS-526 Std Only				
	VALVE SEAL						DESCRIPTION	
	8		64-63	MV-1796C Std Only				Loc. Int.; Umbrella type; Fits Std. to .015" O/S valve stem; (RBB) Rubber
	8		64-63	ST-2001 Std Only				Positive type; Installation requires valve guide machining; (RBBTF) Rubber/PTFE
	8		64-63	MV-1796 Std Only				Loc. Int.; Umbrella type; Fits Std. to .015" O/S valve stem; Carton of 100; (RBB) Rubber
	8		64-63	ST-2001BC Std Only			Positive type; Installation requires valve guide machining; Carton of 100; (RBBTF) Rubber/PTFE	
	VALVE SEAT						DESCRIPTION	
	8		64-63	245-1687-2 Std Only				Loc. Exh.; 1.6925" OD, 1.4375" ID, 0.2160" Depth
	8		64-63	245-1687-2N Std Only				Loc. Exh.; Premium Material; 1.6925" OD, 1.4375" ID, 0.2160" Depth
8		64-63	245-1937-1 Std Only	Loc. Int.; 1.9425" OD, 1.6875" ID, 0.2480" Depth				
VALVE, MISC				DESCRIPTION				
32		64-63	VK-115A Std Only		1 groove; Square cut key groove; Carton pack 24			
32		64-63	VK-115 Std Only		1 groove; Square cut key groove; Carton pack 32			
32		64-63	VK-115R Std Only		1 groove; Square cut key groove; Hardened			
32		64-63	VK-115B Std Only		1 groove; Square cut key groove; Carton of 1000			
16		64-63	259-303C Std Only		.015"; ID .703"; Carton of 100			
16		64-63	259-303B Std Only		.030"; ID .703"; Carton of 100			
16		64-63	259-303A Std Only		.060"; ID .703"; Carton of 100			
16		64-63	259-303ARS Std Only		.060"; ID .703"; Carton of 500			

BLOCK	PISTON				DESCRIPTION	BLOCK	
	QTY		YEARS	PART NO.			
	8		64-63	1559VA	VINTAGE; 1.037" OD		
BLOCK	RINGS				DESCRIPTION	BLOCK	
	QTY		YEARS	PART NO.			
	1		64-63	E-243K Std-20-30-40-60			VINTAGE; 2-5/64, 1-3/16; Premium Moly
	1		64-63	E-243X Std-20-30-40-60			VINTAGE; 2-5/64, 1-3/16; Iron
	ENGINE BEARINGS						VINTAGE
	1		64-63	8-3345P Std-10-20-30-40			
	8		64-63	3345P Std-1-10-20-30-40			
	1		64-63	1164M Std Only			
	OIL PUMP						DESCRIPTION
	QTY		YEARS	PART NO.			
1		64	224-41203	High Volume, check pan for clearance; Use w/224-11203V screen			
1		64-63	224-41203V				
1		63	224-41203	Must use O.E. baffle No. 384670 when replacing O.E. pump			
1		64-63	224-61203	Bolt-on 3/4" tube; Use w/224-41203V pump Will not fit O.E. pump; Use w/224-41203 pump; 5/8" inlet tube			
1		64-63	224-11203V				
1		64-63	224-11203				

GM Car (Incl. Buick, Cad., Chev., Olds., Pontiac)

394 6.5L (6458cc) OHV V8 (16 Valve) (Oldsmobile), 4.125" Bore (GMC Eng.), 2 Bbl. "Eng. Code HE" 527
1964-1963

QTY	TIMING	YEARS	PART NO.	DESCRIPTION
1	Timing Chain	64-63	222-494	48 Links
QTY	PUSH ROD	YEARS	PART NO.	DESCRIPTION
16	Push Rod	64-63	RP-3024 Std Only	VINTAGE; 9.2850" O.A.L.
QTY	VALVE GUIDE	YEARS	PART NO.	DESCRIPTION
8	Guide	64-63	VG-584 Std Only	VINTAGE; Loc. Exh.; 0.3973" ID, 2.3800" O.A.L
8	Guide	64-63	VG-538 Std Only	VINTAGE; Loc. Int.; 0.3450" ID, 2.3750" O.A.L
QTY	VALVE SPRING	YEARS	PART NO.	DESCRIPTION
16	Spring	64-63	VS-526 Std Only	VINTAGE; 2.2500" Free Height
QTY	VALVE SEAL	YEARS	PART NO.	DESCRIPTION
8	Valve Stem Seal	64-63	MV-1796C Std Only	Loc. Int.; Umbrella type; Fits Std. to .015" O/S valve stem; (RBB) Rubber
8	Valve Stem Seal	64-63	ST-2001 Std Only	Positive type; Installation requires valve guide machining; (RBBTF) Rubber/PTFE
8	Valve Stem Seal Bulk	64-63	MV-1796 Std Only	Loc. Int.; Umbrella type; Fits Std. to .015" O/S valve stem; Carton of 100; (RBB) Rubber
8	Valve Stem Seal Bulk	64-63	ST-2001BC Std Only	Positive type; Installation requires valve guide machining; Carton of 100; (RBBTF) Rubber/PTFE
QTY	VALVE SEAT	YEARS	PART NO.	DESCRIPTION
8	Seat	64-63	245-1687-2 Std Only	Loc. Exh.; 1.6925" OD, 1.4375" ID, 0.2160" Depth
8	Seat	64-63	245-1687-2N Std Only	Loc. Exh.; Premium Material; 1.6925" OD, 1.4375" ID, 0.2160" Depth
8	Seat	64-63	245-1937-1 Std Only	Loc. Int.; 1.9425" OD, 1.6875" ID, 0.2480" Depth
QTY	VALVE, MISC	YEARS	PART NO.	DESCRIPTION
32	Keeper	64-63	VK-115A Std Only	1 groove; Square cut key groove; Carton pack 24
32	Keeper	64-63	VK-115 Std Only	1 groove; Square cut key groove; Carton pack 32
32	Keeper	64-63	VK-115R Std Only	1 groove; Square cut key groove; Hardened
32	Keeper, Bulk	64-63	VK-115B Std Only	1 groove; Square cut key groove; Carton of 1000
16	Spring Insert	64-63	259-303C Std Only	.015"; ID .703"; Carton of 100
16	Spring Insert	64-63	259-303B Std Only	.030"; ID .703"; Carton of 100
16	Spring Insert	64-63	259-303A Std Only	.060"; ID .703"; Carton of 100
16	Spring Insert	64-63	259-303ARS Std Only	.060"; ID .703"; Carton of 500
QTY	PISTON	YEARS	PART NO.	DESCRIPTION
8	Pin Bushing	64-63	1559VA	VINTAGE; 1.037" OD
QTY	RINGS	YEARS	PART NO.	DESCRIPTION
1	Premium Set	64-63	E-243K Std-20-30-40-60	VINTAGE; 2-5/64, 1-3/16; Premium Moly
1	Standard Set	64-63	E-243X Std-20-30-40-60	VINTAGE; 2-5/64, 1-3/16; Iron
QTY	ENGINE BEARINGS	YEARS	PART NO.	DESCRIPTION
1	Rod Set	64-63	8-3345P Std-10-20-30-40	
8	Rod Pair	64-63	3345P Std-1-10-20-30-40	
1	Cam Set	64-63	1164M Std Only	VINTAGE
QTY	OIL PUMP	YEARS	PART NO.	DESCRIPTION
1	Oil Pump	64	224-41203	
1	Oil Pump	64-63	224-41203V	High Volume, check pan for clearance; Use w/224-11203V screen
1	Oil Pump	63	224-41203	Must use O.E. baffle No. 384670 when replacing O.E. pump
1	Inter. Shaft	64-63	224-61203	
1	Screen Assy.	64-63	224-11203V	Bolt-on 3/4" tube; Use w/224-41203V pump
1	Screen Assy.	64-63	224-11203	Will not fit O.E. pump; Use w/224-41203 pump; 5/8" inlet tube

394 6.5L (6458cc) OHV V8 (16 Valve) (Oldsmobile), 4.125" Bore (GMC Eng.), 2 Bbl. "Eng. Code HL" 528
1964-1963

QTY	TIMING	YEARS	PART NO.	DESCRIPTION
1	Timing Chain	64-63	222-494	48 Links
QTY	PUSH ROD	YEARS	PART NO.	DESCRIPTION
16	Push Rod	64-63	RP-3024 Std Only	VINTAGE; 9.2850" O.A.L.
QTY	VALVE GUIDE	YEARS	PART NO.	DESCRIPTION
8	Guide	64-63	VG-584 Std Only	VINTAGE; Loc. Exh.; 0.3973" ID, 2.3800" O.A.L
8	Guide	64-63	VG-538 Std Only	VINTAGE; Loc. Int.; 0.3450" ID, 2.3750" O.A.L
QTY	VALVE SPRING	YEARS	PART NO.	DESCRIPTION
16	Spring	64-63	VS-526 Std Only	VINTAGE; 2.2500" Free Height
QTY	VALVE SEAL	YEARS	PART NO.	DESCRIPTION
8	Valve Stem Seal	64-63	MV-1796C Std Only	Loc. Int.; Umbrella type; Fits Std. to .015" O/S valve stem; (RBB) Rubber
8	Valve Stem Seal	64-63	ST-2001 Std Only	Positive type; Installation requires valve guide machining; (RBBTF) Rubber/PTFE

(continued on next page)

GM Car (Incl. Buick, Cad., Chev., Olds., Pontiac)

528 394 6.5L (6458cc) OHV V8 (16 Valve) (Oldsmobile), 4.125" Bore (GMC Eng.), 2 Bbl. "Eng. Code HL"
 (cont.) 1964-1963

VALVE TRAIN	QTY	VALVE SEAL (cont.)	YEARS	PART NO.	DESCRIPTION	VALVE TRAIN
	8	Valve Stem Seal Bulk	64-63	MV-1796 Std Only	Loc. Int.; Umbrella type; Fits Std. to .015" O/S valve stem; Carton of 100; (RBB) Rubber	
	8	Valve Stem Seal Bulk	64-63	ST-2001BC Std Only	Positive type; Installation requires valve guide machining; Carton of 100; (RBBTF) Rubber/PTFE	
	8	Seat	64-63	245-1687-2 Std Only	Loc. Exh.; 1.6925" OD, 1.4375" ID, 0.2160" Depth	
	8	Seat	64-63	245-1687-2N Std Only	Loc. Exh.; Premium Material; 1.6925" OD, 1.4375" ID, 0.2160" Depth	
	8	Seat	64-63	245-1937-1 Std Only	Loc. Int.; 1.9425" OD, 1.6875" ID, 0.2480" Depth	
	32	Keeper	64-63	VK-115A Std Only	1 groove; Square cut key groove; Carton pack 24	
	32	Keeper	64-63	VK-115 Std Only	1 groove; Square cut key groove; Carton pack 32	
	32	Keeper	64-63	VK-115R Std Only	1 groove; Square cut key groove; Hardened	
	32	Keeper, Bulk	64-63	VK-115B Std Only	1 groove; Square cut key groove; Carton of 1000	
	16	Spring Insert	64-63	259-303C Std Only	.015"; ID .703"; Carton of 100	
	16	Spring Insert	64-63	259-303B Std Only	.030"; ID .703"; Carton of 100	
	16	Spring Insert	64-63	259-303A Std Only	.060"; ID .703"; Carton of 100	
	16	Spring Insert	64-63	259-303ARS Std Only	.060"; ID .703"; Carton of 500	
	8	Pin Bushing	64-63	1559VA	VINTAGE; 1.037" OD	
	1	Premium Set	64-63	E-243K Std-20-30-40-60	VINTAGE; 2-5/64, 1-3/16; Premium Moly	
	1	Standard Set	64-63	E-243X Std-20-30-40-60	VINTAGE; 2-5/64, 1-3/16; Iron	
	1	Rod Set	64-63	8-3345P Std-10-20-30-40		
	8	Rod Pair	64-63	3345P Std-1-10-20-30-40		
	1	Cam Set	64-63	1164M Std Only	VINTAGE	
	1	Oil Pump	64	224-41203		
	1	Oil Pump	64-63	224-41203V	High Volume, check pan for clearance; Use w/224-11203V screen	
	1	Oil Pump	63	224-41203	Must use O.E. baffle No. 384670 when replacing O.E. pump	
	1	Inter. Shaft	64-63	224-61203		
	1	Screen Assy.	64-63	224-11203V	Bolt-on 3/4" tube; Use w/224-41203V pump	
	1	Screen Assy.	64-63	224-11203	Will not fit O.E. pump; Use w/224-41203 pump; 5/8" inlet tube	

529 394 6.5L (6458cc) OHV V8 (16 Valve) (Oldsmobile), 4.125" Bore (GMC Eng.), 4 Bbl. "Eng. Code J" 1964-1963

VALVE TRAIN	QTY	TIMING	YEARS	PART NO.	DESCRIPTION	VALVE TRAIN
	1	Timing Chain	64-63	222-494	48 Links	
	16	Push Rod	64-63	RP-3024 Std Only	VINTAGE; 9.2850" O.A.L.	
	8	Guide	64-63	VG-584 Std Only	VINTAGE; Loc. Exh.; 0.3973" ID, 2.3800" O.A.L	
	8	Guide	64-63	VG-538 Std Only	VINTAGE; Loc. Int.; 0.3450" ID, 2.3750" O.A.L	
	16	Spring	64-63	VS-526 Std Only	VINTAGE; 2.2500" Free Height	
	8	Valve Stem Seal	64-63	MV-1796C Std Only	Loc. Int.; Umbrella type; Fits Std. to .015" O/S valve stem; (RBB) Rubber	
	8	Valve Stem Seal	64-63	ST-2001 Std Only	Positive type; Installation requires valve guide machining; (RBBTF) Rubber/PTFE	
	8	Valve Stem Seal Bulk	64-63	MV-1796 Std Only	Loc. Int.; Umbrella type; Fits Std. to .015" O/S valve stem; Carton of 100; (RBB) Rubber	
	8	Valve Stem Seal Bulk	64-63	ST-2001BC Std Only	Positive type; Installation requires valve guide machining; Carton of 100; (RBBTF) Rubber/PTFE	
	8	Seat	64-63	245-1687-2 Std Only	Loc. Exh.; 1.6925" OD, 1.4375" ID, 0.2160" Depth	
	8	Seat	64-63	245-1687-2N Std Only	Loc. Exh.; Premium Material; 1.6925" OD, 1.4375" ID, 0.2160" Depth	
	8	Seat	64-63	245-1937-1 Std Only	Loc. Int.; 1.9425" OD, 1.6875" ID, 0.2480" Depth	
	32	Keeper	64-63	VK-115A Std Only	1 groove; Square cut key groove; Carton pack 24	
	32	Keeper	64-63	VK-115 Std Only	1 groove; Square cut key groove; Carton pack 32	
	32	Keeper	64-63	VK-115R Std Only	1 groove; Square cut key groove; Hardened	
	32	Keeper, Bulk	64-63	VK-115B Std Only	1 groove; Square cut key groove; Carton of 1000	
	16	Spring Insert	64-63	259-303C Std Only	.015"; ID .703"; Carton of 100	

(continued on next page)

GM Car (Incl. Buick, Cad., Chev., Olds., Pontiac)

394 6.5L (6458cc) OHV V8 (16 Valve) (Oldsmobile), 4.125" Bore (GMC Eng.), 4 Bbl. "Eng. Code J" 1964-1963 529
(cont.)

QTY	VALVE, MISC (cont.)	YEARS	PART NO.	DESCRIPTION
16	Spring Insert	64-63	259-303B Std Only	.030"; ID .703"; Carton of 100
16	Spring Insert	64-63	259-303A Std Only	.060"; ID .703"; Carton of 100
16	Spring Insert	64-63	259-303ARS Std Only	.060"; ID .703"; Carton of 500
QTY	PISTON	YEARS	PART NO.	DESCRIPTION
8	Pin Bushing	64-63	1559VA	VINTAGE; 1.037" OD
QTY	RINGS	YEARS	PART NO.	DESCRIPTION
1	Premium Set	64-63	E-243K Std-20-30-40-60	VINTAGE; 2-5/64, 1-3/16; Premium Moly
1	Standard Set	64-63	E-243X Std-20-30-40-60	VINTAGE; 2-5/64, 1-3/16; Iron
QTY	ENGINE BEARINGS	YEARS	PART NO.	DESCRIPTION
1	Rod Set	64-63	8-3345P Std-10-20-30-40	
8	Rod Pair	64-63	3345P Std-1-10-20-30-40	
1	Cam Set	64-63	1164M Std Only	VINTAGE
QTY	OIL PUMP	YEARS	PART NO.	DESCRIPTION
1	Oil Pump	64	224-41203	
1	Oil Pump	64-63	224-41203V	High Volume, check pan for clearance; Use w/224-11203V screen
1	Oil Pump	63	224-41203	Must use O.E. baffle No. 384670 when replacing O.E. pump
1	Inter. Shaft	64-63	224-61203	
1	Screen Assy.	64-63	224-11203V	Bolt-on 3/4" tube; Use w/224-41203V pump
1	Screen Assy.	64-63	224-11203	Will not fit O.E. pump; Use w/224-41203 pump; 5/8" inlet tube

394 6.5L (6458cc) OHV V8 (16 Valve) (Oldsmobile), 4.125" Bore (GMC Eng.), 4 Bbl. "Eng. Code JE" 530
1964-1963

QTY	TIMING	YEARS	PART NO.	DESCRIPTION
1	Timing Chain	64-63	222-494	48 Links
QTY	PUSH ROD	YEARS	PART NO.	DESCRIPTION
16	Push Rod	64-63	RP-3024 Std Only	VINTAGE; 9.2850" O.A.L.
QTY	VALVE GUIDE	YEARS	PART NO.	DESCRIPTION
8	Guide	64-63	VG-584 Std Only	VINTAGE; Loc. Exh.; 0.3973" ID, 2.3800" O.A.L
8	Guide	64-63	VG-538 Std Only	VINTAGE; Loc. Int.; 0.3450" ID, 2.3750" O.A.L
QTY	VALVE SPRING	YEARS	PART NO.	DESCRIPTION
16	Spring	64-63	VS-526 Std Only	VINTAGE; 2.2500" Free Height
QTY	VALVE SEAL	YEARS	PART NO.	DESCRIPTION
8	Valve Stem Seal	64-63	MV-1796C Std Only	Loc. Int.; Umbrella type; Fits Std. to .015" O/S valve stem; (RBB) Rubber
8	Valve Stem Seal	64-63	ST-2001 Std Only	Positive type; Installation requires valve guide machining; (RBBTF) Rubber/PTFE
8	Valve Stem Seal Bulk	64-63	MV-1796 Std Only	Loc. Int.; Umbrella type; Fits Std. to .015" O/S valve stem; Carton of 100; (RBB) Rubber
8	Valve Stem Seal Bulk	64-63	ST-2001BC Std Only	Positive type; Installation requires valve guide machining; Carton of 100; (RBBTF) Rubber/PTFE
QTY	VALVE SEAT	YEARS	PART NO.	DESCRIPTION
8	Seat	64-63	245-1687-2 Std Only	Loc. Exh.; 1.6925" OD, 1.4375" ID, 0.2160" Depth
8	Seat	64-63	245-1687-2N Std Only	Loc. Exh.; Premium Material; 1.6925" OD, 1.4375" ID, 0.2160" Depth
8	Seat	64-63	245-1937-1 Std Only	Loc. Int.; 1.9425" OD, 1.6875" ID, 0.2480" Depth
QTY	VALVE, MISC	YEARS	PART NO.	DESCRIPTION
32	Keeper	64-63	VK-115A Std Only	1 groove; Square cut key groove; Carton pack 24
32	Keeper	64-63	VK-115 Std Only	1 groove; Square cut key groove; Carton pack 32
32	Keeper	64-63	VK-115R Std Only	1 groove; Square cut key groove; Hardened
32	Keeper, Bulk	64-63	VK-115B Std Only	1 groove; Square cut key groove; Carton of 1000
16	Spring Insert	64-63	259-303C Std Only	.015"; ID .703"; Carton of 100
16	Spring Insert	64-63	259-303B Std Only	.030"; ID .703"; Carton of 100
16	Spring Insert	64-63	259-303A Std Only	.060"; ID .703"; Carton of 100
16	Spring Insert	64-63	259-303ARS Std Only	.060"; ID .703"; Carton of 500
QTY	PISTON	YEARS	PART NO.	DESCRIPTION
8	Pin Bushing	64-63	1559VA	VINTAGE; 1.037" OD
QTY	RINGS	YEARS	PART NO.	DESCRIPTION
1	Premium Set	64-63	E-243K Std-20-30-40-60	VINTAGE; 2-5/64, 1-3/16; Premium Moly
1	Standard Set	64-63	E-243X Std-20-30-40-60	VINTAGE; 2-5/64, 1-3/16; Iron
QTY	ENGINE BEARINGS	YEARS	PART NO.	DESCRIPTION
1	Rod Set	64-63	8-3345P Std-10-20-30-40	
8	Rod Pair	64-63	3345P Std-1-10-20-30-40	
1	Cam Set	64-63	1164M Std Only	VINTAGE

(continued on next page)

GM Car (Incl. Buick, Cad., Chev., Olds., Pontiac)

530 394 6.5L (6458cc) OHV V8 (16 Valve) (Oldsmobile), 4.125" Bore (GMC Eng.), 4 Bbl. "Eng. Code JE"
(cont.) 1964-1963

BLOCK	QTY	OIL PUMP	YEARS	PART NO.	DESCRIPTION	BLOCK
	1	Oil Pump	64	224-41203		
	1	Oil Pump	64-63	224-41203V	High Volume, check pan for clearance; Use w/224-11203V screen	
	1	Oil Pump	63	224-41203	Must use O.E. baffle No. 384670 when replacing O.E. pump	
	1	Inter. Shaft	64-63	224-61203		
	1	Screen Assy.	64-63	224-11203V	Bolt-on 3/4" tube; Use w/224-41203V pump	
	1	Screen Assy.	64-63	224-11203	Will not fit O.E. pump; Use w/224-41203 pump; 5/8" inlet tube	

531 394 6.5L (6458cc) OHV V8 (16 Valve) (Oldsmobile), 4.125" Bore (GMC Eng.), 4 Bbl. "Eng. Code JS"
1964-1963

VALVE TRAIN	QTY	TIMING	YEARS	PART NO.	DESCRIPTION	VALVE TRAIN
	1	Timing Chain	64-63	222-494	48 Links	
	16	PUSH ROD Push Rod	64-63	RP-3024 Std Only	VINTAGE; 9.2850" O.A.L.	
	8	VALVE GUIDE Guide	64-63	VG-584 Std Only	VINTAGE; Loc. Exh.; 0.3973" ID, 2.3800" O.A.L.	
	8	Guide	64-63	VG-538 Std Only	VINTAGE; Loc. Int.; 0.3450" ID, 2.3750" O.A.L.	
	16	VALVE SPRING Spring	64-63	VS-526 Std Only	VINTAGE; 2.2500" Free Height	
	8	VALVE SEAL Valve Stem Seal	64-63	MV-1796C Std Only	Loc. Int.; Umbrella type; Fits Std. to .015" O/S valve stem; (RBB) Rubber	
	8	Valve Stem Seal	64-63	ST-2001 Std Only	Positive type; Installation requires valve guide machining; (RBBTF) Rubber/PTFE	
	8	Valve Stem Seal Bulk	64-63	MV-1796 Std Only	Loc. Int.; Umbrella type; Fits Std. to .015" O/S valve stem; Carton of 100; (RBB) Rubber	
	8	Valve Stem Seal Bulk	64-63	ST-2001BC Std Only	Positive type; Installation requires valve guide machining; Carton of 100; (RBBTF) Rubber/PTFE	
	8	VALVE SEAT Seat	64-63	245-1687-2 Std Only	Loc. Exh.; 1.6925" OD, 1.4375" ID, 0.2160" Depth	
	8	Seat	64-63	245-1687-2N Std Only	Loc. Exh.; Premium Material; 1.6925" OD, 1.4375" ID, 0.2160" Depth	
	8	Seat	64-63	245-1937-1 Std Only	Loc. Int.; 1.9425" OD, 1.6875" ID, 0.2480" Depth	
	32	VALVE, MISC Keeper	64-63	VK-115A Std Only	1 groove; Square cut key groove; Carton pack 24	
	32	Keeper	64-63	VK-115 Std Only	1 groove; Square cut key groove; Carton pack 32	
	32	Keeper	64-63	VK-115R Std Only	1 groove; Square cut key groove; Hardened	
	32	Keeper, Bulk	64-63	VK-115B Std Only	1 groove; Square cut key groove; Carton of 1000	
	16	Spring Insert	64-63	259-303C Std Only	.015"; ID .703"; Carton of 100	
	16	Spring Insert	64-63	259-303B Std Only	.030"; ID .703"; Carton of 100	
	16	Spring Insert	64-63	259-303A Std Only	.060"; ID .703"; Carton of 100	
	16	Spring Insert	64-63	259-303ARS Std Only	.060"; ID .703"; Carton of 500	

BLOCK	QTY	PISTON	YEARS	PART NO.	DESCRIPTION	BLOCK
	8	Pin Bushing	64-63	1559VA	VINTAGE; 1.037" OD	
	1	RINGS Premium Set	64-63	E-243K Std-20-30-40-60	VINTAGE; 2-5/64, 1-3/16; Premium Moly	
	1	Standard Set	64-63	E-243X Std-20-30-40-60	VINTAGE; 2-5/64, 1-3/16; Iron	
	1	ENGINE BEARINGS Rod Set	64-63	8-3345P Std-10-20-30-40		
	8	Rod Pair	64-63	3345P Std-1-10-20-30-40		
	1	Cam Set	64-63	1164M Std Only	VINTAGE	
	1	OIL PUMP Oil Pump	64	224-41203		
	1	Oil Pump	64-63	224-41203V	High Volume, check pan for clearance; Use w/224-11203V screen	
	1	Oil Pump	63	224-41203	Must use O.E. baffle No. 384670 when replacing O.E. pump	
	1	Inter. Shaft	64-63	224-61203		
	1	Screen Assy.	64-63	224-11203V	Bolt-on 3/4" tube; Use w/224-41203V pump	
	1	Screen Assy.	64-63	224-11203	Will not fit O.E. pump; Use w/224-41203 pump; 5/8" inlet tube	

532 394 6.5L (6458cc) OHV V8 (16 Valve) (Oldsmobile), 4.125" Bore (GMC Eng.), 4 Bbl. 1959

QTY	TIMING	YEARS	PART NO.	DESCRIPTION
1	Timing Chain	59	222-494	48 Links

(continued on next page)

GM Car (Incl. Buick, Cad., Chev., Olds., Pontiac)

394 6.5L (6458cc) OHV V8 (16 Valve) (Oldsmobile), 4.125" Bore (GMC Eng.), 4 Bbl. 1959 532
(cont.)

VALVE TRAIN	QTY	PUSH ROD	YEARS	PART NO.	DESCRIPTION	VALVE TRAIN
	16	Push Rod	59	RP-3024 Std Only	VINTAGE; 9.2850" O.A.L.	
	8	Valve Stem Seal	59	MV-1796C Std Only	Loc. Int.; Umbrella type; Fits Std. to .015" O/S valve stem; (RBB) Rubber	
	8	Valve Stem Seal	59	ST-2001 Std Only	Positive type; Installation requires valve guide machining; (RBBTF) Rubber/PTFE	
	8	Valve Stem Seal Bulk	59	MV-1796 Std Only	Loc. Int.; Umbrella type; Fits Std. to .015" O/S valve stem; Carton of 100; (RBB) Rubber	
	8	Valve Stem Seal Bulk	59	ST-2001BC Std Only	Positive type; Installation requires valve guide machining; Carton of 100; (RBBTF) Rubber/PTFE	
	8	Seat	59	245-1687-2 Std Only	Loc. Exh.; 1.6925" OD, 1.4375" ID, 0.2160" Depth	
	8	Seat	59	245-1687-2N Std Only	Loc. Exh.; Premium Material; 1.6925" OD, 1.4375" ID, 0.2160" Depth	
	8	Seat	59	245-1937-1 Std Only	Loc. Int.; 1.9425" OD, 1.6875" ID, 0.2480" Depth	
	32	Keeper	59	VK-115A Std Only	1 groove; Square cut key groove; Carton pack 24	
	32	Keeper	59	VK-115 Std Only	1 groove; Square cut key groove; Carton pack 32	
	32	Keeper	59	VK-115R Std Only	1 groove; Square cut key groove; Hardened	
	32	Keeper, Bulk	59	VK-115B Std Only	1 groove; Square cut key groove; Carton of 1000	
	16	Spring Insert	59	259-303C Std Only	.015"; ID .703"; Carton of 100	
	16	Spring Insert	59	259-303B Std Only	.030"; ID .703"; Carton of 100	
	16	Spring Insert	59	259-303A Std Only	.060"; ID .703"; Carton of 100	
	16	Spring Insert	59	259-303ARS Std Only	.060"; ID .703"; Carton of 500	
	1	Premium Set	59	E-243K Std-20-30-40-60	VINTAGE; 2-5/64, 1-3/16; Premium Moly	
	1	Standard Set	59	E-243X Std-20-30-40-60	VINTAGE; 2-5/64, 1-3/16; Iron	
	1	Oil Pump	59	224-41203		
	1	Oil Pump	59	224-41203V	High Volume, check pan for clearance; Use w/224-11203V screen	
	1	Screen Assy.	59	224-11203V	Bolt-on 3/4" tube; Use w/224-41203V pump	
	1	Screen Assy.	59	224-12203	Press-in tube	

396 6.5L (6489cc) OHV V8 (16 Valve) (Chevrolet), 4.0938" Bore (GMC Eng.), 2 Bbl. 1969-1968 533

VALVE TRAIN	QTY	TIMING	YEARS	PART NO.	DESCRIPTION	VALVE TRAIN
	1	3 Piece Set	69-68	KT3-501SA	Incl. silent type chain; (1) 222-501; (1) 223-392; (1) 223-393	
	1	Timing Chain	69-68	222-501	Silent type; 50 Links	
	1	Crank Sprocket	69-68	223-393	19 Teeth	
	1	Cam Sprocket	69-68	223-392	38 Teeth	
	1	Camshaft	69-68	CS-636	VINTAGE; Hydraulic, (050) Duration at .050 Lobe Lift, 196 Exh., 196 Int., 113 Degrees Lobe Separation	
	1	Performance Cam	69-68	CS-1004R	Pro-1500 Perf. Cam; Use w/Hyd. lifters; 0.464" Exh. Valve Lift, 0.439" Int. Valve Lift, Hydraulic, (050) Duration at .050 Lobe Lift, 200 Exh., 190 Int., 110 Degrees Lobe Separation	
	1	Performance Cam	69-68	CS-1088R	Pro-2000 Perf. Cam; Use w/Hyd. lifters; 0.501" Exh. Valve Lift, 0.476" Int. Valve Lift, Hydraulic, (050) Duration at .050 Lobe Lift, 214 Exh., 204 Int., 112 Degrees Lobe Separation	
	1	Performance Cam	69-68	CS-1015R	Pro-3000 Perf. Cam; Use w/Hyd. lifters; 0.527" Exh. Valve Lift, 0.501" Int. Valve Lift, Hydraulic, (050) Duration at .050 Lobe Lift, 224 Exh., 214 Int., 112 Degrees Lobe Separation	
	1	Prelube		55-403 Std Only	1.5 oz. packet	
	1	Prelube		55-400 Std Only	4 oz. bottle; 1.5 oz. packet No. 55-403 also avail.	
	16	Lifter	69-68	HT-817 Std Only	Hyd.	
	16	Lifter, Bulk	69-68	HT-817B Std Only	Hyd.; Carton of 128	
	1	Cam/Lifter Kit	69-68	KC-1004R	Hyd.; Pro-1500 Perf. Cam; Duration at .050", 190 Int., 202 Exh.; Valve lift .454" Int., .480" Exh.; Lobe Separation 110 Degrees; (1) 55-403B; (1) CS-1004R; (16) HT-817	
	1	Cam/Lifter Kit	69-68	KC-1088R	Hyd.; Pro-2000 Perf. Cam; Duration at .050", 204 Int., 214 Exh.; Valve lift .476" Int., .501" Exh.; Lobe Separation 112 Degrees; (1) 55-403B; (1) CS-1088R; (16) HT-817	
	1	Cam/Lifter Kit	69-68	KC-1015R	Hyd.; Pro-3000 Perf. Cam; Duration at .050", 214 Int., 224 Exh.; Valve lift .501" Int., .527" Exh.; Lobe Separation 112 Degrees; (1) 55-403B; (1) CS-1015R; (16) HT-817	

(continued on next page)

GM Car (Incl. Buick, Cad., Chev., Olds., Pontiac)

533 396 6.5L (6489cc) OHV V8 (16 Valve) (Chevrolet), 4.0938" Bore (GMC Eng.), 2 Bbl. 1969-1968
(cont.)

QTY	PUSH ROD	YEARS	PART NO.	DESCRIPTION
8	Push Rod	69-68	RP-3181 Std Only	Loc. Exh.; .3125" dia.; 9.2520" O.A.L.
8	Push Rod	69-68	RP-3103 Std Only	Loc. Exh.; .375" Rod dia.; 9.2540" O.A.L.
8	Push Rod	69-68	RP-3215R Std Only	Loc. Exh.; Chrome-Moly; .375" tube dia.; 9.2520" O.A.L.
8	Push Rod	69-68	RP-3218R Std Only	Loc. Exh.; Chrome-Moly; .437" tube dia.; 9.2520" O.A.L.
8	Push Rod	69-68	RP-3182 Std Only	Loc. Int.; .3125" dia.; 8.2800" O.A.L.
8	Push Rod	69-68	RP-3104 Std Only	Loc. Int.; .375" Rod dia.; 8.2810" O.A.L.
8	Push Rod	69-68	RP-3216R Std Only	Loc. Int.; Chrome-Moly; .375" tube dia.; 8.2800" O.A.L.
8	Push Rod	69-68	RP-3217R Std Only	Loc. Int.; Chrome-Moly; .437" tube dia.; 8.2800" O.A.L.
8	Push Rod, Bulk	69-68	BRP-3181 Std Only	Loc. Exh.; .3125" dia.; Carton of 100; 9.2520" O.A.L.
8	Push Rod, Bulk	69-68	BRP-3103 Std Only	Loc. Exh.; .375" Rod dia.; Carton of 100; 9.2540" O.A.L.
8	Push Rod, Bulk	69-68	BRP-3182 Std Only	Loc. Int.; .3125" dia.; Carton of 100; 8.2800" O.A.L.
8	Push Rod, Bulk	69-68	BRP-3104 Std Only	Loc. Int.; .375" Rod dia.; Carton of 100; 8.2810" O.A.L.
QTY	ROCKER PARTS	YEARS	PART NO.	DESCRIPTION
16	Arm Assy.	69-68	R-851 Std Only	Incl. arm, ball & nut
16	Arm Assy., Bulk	69-68	R-851B Std Only	Incl. arm, ball & nut; Carton of 64
16	Arm	69-68	R-851A Std Only	
16	Rocker Arm Ball	69-68	MR-1815 Std Only	
16	Nut	69-68	MR-1813 Std Only	7/16" thread
16	Stud	69-68	MR-1910RS Std Only	7/16" thread, 1.955" length, .710" depth
QTY	VALVE	YEARS	PART NO.	DESCRIPTION
8	Exhaust	69-68	V-1911 Std-3-15	VINTAGE; Chrome plated stem; 1.7200" Head Dia., 0.3718" Stem Dia., 5.3550" O.A.L.
8	Exhaust, Bulk	69-68	V-1911B Std-15	VINTAGE; Chrome plated stem; Carton of 25; 1.7200" Head Dia., 0.3718" Stem Dia., 5.3550" O.A.L.
8	Intake	69-68	V-1912 Std-3-15	Chrome plated stem; 2.0650" Head Dia., 0.3720" Stem Dia., 5.2300" O.A.L.
8	Intake, Bulk	69-68	V-1912B Std Only	Chrome plated stem; Carton of 25; 2.0650" Head Dia., 0.3720" Stem Dia., 5.2300" O.A.L.
QTY	VALVE GUIDE	YEARS	PART NO.	DESCRIPTION
8	Guide	69-68	VG-688 Std Only	Loc. Exh.; 0.3740" ID, 2.6300" O.A.L.
8	Guide	69-68	VG-689 Std Only	Loc. Int.; 0.3735" ID, 2.4200" O.A.L.
8	Guide, Bulk	69-68	VG-689B Std Only	Loc. Int.; Carton of 50; 0.3735" ID, 2.4200" O.A.L.
QTY	VALVE SPRING	YEARS	PART NO.	DESCRIPTION
16	Spring	69-68	VS-708 Std Only	The spring retainer must be replaced w/O.E. No. 3964264; Double spring; 2.1200" Free Height
16	Spring	69-68	VS-657 Std Only	VINTAGE; Single spring; Incl. damper; 2.1100" Free Height
QTY	VALVE SEAL	YEARS	PART NO.	DESCRIPTION
16	Valve Stem Seal	69-68	ST-2004 Std Only	Positive type; Installation requires valve guide machining; (RBBTF) Rubber/PTFE
16	Valve Stem Seal	69-68	MV-1769C Std Only	Umbrella type; (PLY) Polyacrylate
16	Valve Stem Seal Bulk	69-68	ST-2004BC Std Only	Positive type; Installation requires valve guide machining; Carton of 100; (RBBTF) Rubber/PTFE
16	Valve Stem Seal Bulk	69-68	MV-1769 Std Only	Umbrella type; Carton of 100; (PLY) Polyacrylate
QTY	VALVE SEAT	YEARS	PART NO.	DESCRIPTION
8	Seat	69-68	245-1812-4 Std Only	Loc. Exh.; 1.8175" OD, 1.5625" ID, 0.2160" Depth
8	Seat	69-68	245-1812-4N Std Only	Loc. Exh.; Premium Material; 1.8175" OD, 1.5625" ID, 0.2160" Depth
8	Seat	69-68	245-2250-1 Std Only	Loc. Int.; Machine ID to fit; 2.2555" OD, 1.9375" ID, 0.1855" Depth
QTY	VALVE, MISC	YEARS	PART NO.	DESCRIPTION
32	Keeper	69-68	VK-138A Std Only	1 groove; Square cut key groove; Carton pack 24
32	Keeper	69-68	VK-138 Std Only	1 groove; Square cut key groove; Carton pack 32
32	Keeper	69-68	VK-138R Std Only	1 groove; Square cut key groove; Hardened
32	Keeper, Bulk	69-68	VK-138B Std Only	1 groove; Square cut key groove; Carton of 1000
16	Spring Insert	69-68	259-303C Std Only	.015"; ID .703"; Carton of 100
16	Spring Insert	69-68	259-103C Std Only	.015"; ID 1.030"; Carton of 100
16	Spring Insert	69-68	259-303B Std Only	.030"; ID .703"; Carton of 100
16	Spring Insert	69-68	259-103B Std Only	.030"; ID 1.030"; Carton of 100
16	Spring Insert	69-68	259-103BRS Std Only	.030"; ID 1.030"; Carton of 500
16	Spring Insert	69-68	259-303A Std Only	.060"; ID .703"; Carton of 100
16	Spring Insert	69-68	259-303ARS Std Only	.060"; ID .703"; Carton of 500
16	Spring Insert	69-68	259-103A Std Only	.060"; ID 1.030"; Carton of 100
16	Spring Insert	69-68	259-103ARS Std Only	.060"; ID 1.030"; Carton of 500
QTY	PISTON	YEARS	PART NO.	DESCRIPTION
8	Cast Piston	69-68	460P Std-30-40-60	VINTAGE; Use w/E-232K or E-232X ring set; Cast; .9894" Pin Dia.; 2 Rings 5/64 Groove, 1 Ring 3/16 Groove, 1.730 plus .200 step CD, Step Head - 9.6:1 C.R.; Fits both L.H. & R.H. banks

VALVE TRAIN

VALVE TRAIN

(continued on next page)

GM Car (Incl. Buick, Cad., Chev., Olds., Pontiac)

396 6.5L (6489cc) OHV V8 (16 Valve) (Chevrolet), 4.0938" Bore (GMC Eng.), 2 Bbl. 1969-1968 533
(cont.)

QTY	PISTON (cont.)	YEARS	PART NO.	DESCRIPTION
8	Cast Piston - Individual	69-68	W460P Std-30-40-60	VINTAGE; Use w/WE-232K or WE-232X ring set; Cast; .9894" Pin Dia.; 2 Rings 5/64 Groove, 1 Ring 3/16 Groove, 1.730 plus .200 step CD, Step Head - 9.6:1 C.R.; Fits both L.H. & R.H. banks
8	POWERFORGED	69-68	L-2240NF Std-30-40-60	Powerforged; 0.9897" Pin Dia.; 2 Rings 5/64 Groove, 1 Ring 3/16 Groove, 1.760 CD, .182 dome; DUROSHIELD® skirt coated piston
8	POWERFORGED Piston-Individual	69-68	WL-2240NF Std-30-40-60	Powerforged; 0.9897" Pin Dia.; 2 Rings 5/64 Groove, 1 Ring 3/16 Groove, 1.760 CD, .182 dome; DUROSHIELD® skirt coated piston
1	POWERFORGED Piston Set w/Rings	69-68	8KL2240NF 30 30-60	Powerforged
QTY	RINGS	YEARS	PART NO.	DESCRIPTION
1	Premium Set	69-68	E-232K Std-30-40-60	VINTAGE; 2-5/64, 1-3/16; Premium Moly
1	Standard Set	69-68	E-232X 30 30-40-60	VINTAGE; 2-5/64, 1-3/16; Iron
QTY	ENGINE BEARINGS	YEARS	PART NO.	DESCRIPTION
1	Main Set	69-68	4400MA Std-1-2-10-20-30-40	A-Series aluminum bearings
1	Main Set	69-68	7133MA 10 10-20-30-40	A-Series aluminum bearings; w/.010" O/S length flange brg.
1	Main Set	69-68	7122MA 10 10-20-30	A-Series aluminum bearings; w/.020" O/S length flange brg.
1	Rod Set	69-68	8-3190A Std-1-10-20-30-40-60	A-Series aluminum bearings
8	Rod Pair	69-68	3190A Std-1-10-20-30-40-50	A-Series aluminum bearings
1	Cam Set	69-68	1404M Std Only	Babbitt material; Full round design
QTY	OIL PUMP	YEARS	PART NO.	DESCRIPTION
1	Oil Pump	69	224-4154	
1	Oil Pump	68	224-4154	Replaces O.E. pump No. 3946026 w/welded screen; Must use w/224-1152 when replacing pump
1	Inter. Shaft	69-68	224-6154A	Shaft w/slotted end, 6.52" O.A.L.; Use w/nylon guide
1	Oil Pump Shaft Guide	69-68	224-43343	Nylon
QTY	GASKETS	YEARS	PART NO.	DESCRIPTION
1	Kit Gasket Set	69-68	260-1009T	VINTAGE; Exh. pipe packing not incl.; PermaDryPlus® oil pan gskt. incl.; PermaDryPlus® water outlet gskt. incl.; Premium valve stem seals incl.
1	Kit Gasket Set	69-68	260-1009	VINTAGE; Exh. pipe packing not incl.; Premium valve stem seals incl.
QTY	FREEZE PLUGS	YEARS	PART NO.	DESCRIPTION
1	Brass Block Plug Kit	69-68	381-8009	
1	Steel Block Plug Kit	69-68	381-4017	
1	Brass Deep Cup Freeze Plug	69-68	381-9030	1.750" Diameter
1	Steel Deep Cup Freeze Plug	69-68	381-3082	1.750" Diameter, 0.593" Height
1	Steel Shallow Cup Freeze Plug	69-68	381-2154	2.219" Diameter

396 6.5L (6489cc) OHV V8 (16 Valve) (Chevrolet), 4.0938" Bore (GMC Eng.), 4 Bbl. 1969-1965 534

QTY	TIMING	YEARS	PART NO.	DESCRIPTION
1	3 Piece Set	69-65	KT3-501SA	Incl. silent type chain; (1) 222-501; (1) 223-392; (1) 223-393
1	3 Piece Set	69	KT3-501SA	Chevrolet Chevelle Concours Estate; Std. Eng.; Incl. silent type chain; (1) 222-501; (1) 223-392; (1) 223-393
1	3 Piece Set	67	KT3-501SA	Chevrolet Chevelle Base; Std. Eng.; Incl. silent type chain; (1) 222-501; (1) 223-392; (1) 223-393
1	Timing Chain	69-65	222-495	Silent type; 50 Links
1	Crank Sprocket	69-65	223-393	19 Teeth
1	Crank Sprocket	67	223-393	Chevrolet Biscayne Base, Camaro Base, Chevelle Base, SS, Impala Base; Std. Eng.; 19 Teeth
1	Cam Sprocket	69-65	223-392	38 Teeth
1	Cam Sprocket	68	223-392	Chevrolet Chevelle Nomad; Std. Eng.; 38 Teeth
1	Cam Sprocket	67	223-392	Chevrolet Camaro Base, Chevelle Base, SS, Impala Base; Std. Eng.; 38 Teeth
QTY	CAMSHAFT/LIFTER	YEARS	PART NO.	DESCRIPTION
1	Performance Cam	69-67	CS-1004R	Pro-1500 Perf. Cam; Use w/Hyd. lifters; 0.464" Exh. Valve Lift, 0.439" Int. Valve Lift, Hydraulic, (050) Duration at .050 Lobe Lift, 200 Exh., 190 Int., 110 Degrees Lobe Separation
1	Performance Cam	69-67	CS-1088R	Pro-2000 Perf. Cam; Use w/Hyd. lifters; 0.501" Exh. Valve Lift, 0.476" Int. Valve Lift, Hydraulic, (050) Duration at .050 Lobe Lift, 214 Exh., 204 Int., 112 Degrees Lobe Separation
1	Performance Cam	69-67	CS-1015R	Pro-3000 Perf. Cam; Use w/Hyd. lifters; 0.527" Exh. Valve Lift, 0.501" Int. Valve Lift, Hydraulic, (050) Duration at .050 Lobe Lift, 224 Exh., 214 Int., 112 Degrees Lobe Separation

(continued on next page)

GM Car (Incl. Buick, Cad., Chev., Olds., Pontiac)

534 396 6.5L (6489cc) OHV V8 (16 Valve) (Chevrolet), 4.0938" Bore (GMC Eng.), 4 Bbl. 1969-1965
(cont.)

QTY	CAMSHAFT/LIFTER (cont.)	YEARS	PART NO.	DESCRIPTION
1	Performance Cam	69-67	CS-165R	Pro-4000 Perf. Cam; 0.52" Exh. Valve Lift, 0.52" Int. Valve Lift, Mechanical, (050) Duration at .050 Lobe Lift, 242 Exh., 242 Int., 114 Degrees Lobe Separation
1	Performance Cam	66-65	CS-1004R	NOTE: An oil groove must be machined in the rear journal; Pro-1500 Perf. Cam; Use w/Hyd. lifters; 0.464" Exh. Valve Lift, 0.439" Int. Valve Lift, Hydraulic, (050) Duration at .050 Lobe Lift, 200 Exh., 190 Int., 110 Degrees Lobe Separation
1	Performance Cam	66-65	CS-1088R	NOTE: An oil groove must be machined in the rear journal; Pro-2000 Perf. Cam; Use w/Hyd. lifters; 0.501" Exh. Valve Lift, 0.476" Int. Valve Lift, Hydraulic, (050) Duration at .050 Lobe Lift, 214 Exh., 204 Int., 112 Degrees Lobe Separation
1	Performance Cam	66-65	CS-1015R	NOTE: An oil groove must be machined in the rear journal; Pro-3000 Perf. Cam; Use w/Hyd. lifters; 0.527" Exh. Valve Lift, 0.501" Int. Valve Lift, Hydraulic, (050) Duration at .050 Lobe Lift, 224 Exh., 214 Int., 112 Degrees Lobe Separation
1	Performance Cam	66-65	CS-165R	NOTE: An oil groove must be machined in the rear journal; Pro-4000 Perf. Cam; 0.52" Exh. Valve Lift, 0.52" Int. Valve Lift, Mechanical, (050) Duration at .050 Lobe Lift, 242 Exh., 242 Int., 114 Degrees Lobe Separation
1	Prelube		55-403 Std Only	1.5 oz. packet
1	Prelube		55-400 Std Only	4 oz. bottle; 1.5 oz. packet No. 55-403 also avail.
16	Lifter	69-65	AT-992 Std Only	Speed-Pro Mech.
16	Lifter, Bulk	69-65	AT-992B Std Only	Speed-Pro Mech.; Carton of 128
QTY	CAM KIT	YEARS	PART NO.	DESCRIPTION
1	Cam/Lifter Kit	69-67	KC-165R	Mech.; Pro-4000 Perf. Cam; Duration at .050", 242 Int., 242 Exh.; Valve lift .518" Int., .514" Exh.; Lobe Separation 114 Degrees; (1) 55-403B; (16) AT-992; (1) CS-165R
1	Cam/Lifter Kit	66-65	KC-165R	NOTE: An oil groove must be machined in the rear journal; Mech.; Pro-4000 Perf. Cam; Duration at .050", 242 Int., 242 Exh.; Valve lift .518" Int., .514" Exh.; Lobe Separation 114 Degrees; (1) 55-403B; (16) AT-992; (1) CS-165R
QTY	PUSH ROD	YEARS	PART NO.	DESCRIPTION
8	Push Rod	69-65	RP-3181 Std Only	Loc. Exh.; .3125" dia.; 9.2520" O.A.L.
8	Push Rod	69-65	RP-3103 Std Only	Loc. Exh.; .375" Rod dia.; 9.2540" O.A.L.
8	Push Rod	69-65	RP-3215R Std Only	Loc. Exh.; Chrome-Moly; .375" tube dia.; 9.2520" O.A.L.
8	Push Rod	69-65	RP-3218R Std Only	Loc. Exh.; Chrome-Moly; .437" tube dia.; 9.2520" O.A.L.
8	Push Rod	69-65	RP-3182 Std Only	Loc. Int.; .3125" dia.; 8.2800" O.A.L.
8	Push Rod	69-65	RP-3104 Std Only	Loc. Int.; .375" Rod dia.; 8.2810" O.A.L.
8	Push Rod	69-65	RP-3216R Std Only	Loc. Int.; Chrome-Moly; .375" tube dia.; 8.2800" O.A.L.
8	Push Rod	69-65	RP-3217R Std Only	Loc. Int.; Chrome-Moly; .437" tube dia.; 8.2800" O.A.L.
8	Push Rod, Bulk	69-65	BRP-3181 Std Only	Loc. Exh.; .3125" dia.; Carton of 100; 9.2520" O.A.L.
8	Push Rod, Bulk	69-65	BRP-3103 Std Only	Loc. Exh.; .375" Rod dia.; Carton of 100; 9.2540" O.A.L.
8	Push Rod, Bulk	69-65	BRP-3182 Std Only	Loc. Int.; .3125" dia.; Carton of 100; 8.2800" O.A.L.
8	Push Rod, Bulk	69-65	BRP-3104 Std Only	Loc. Int.; .375" Rod dia.; Carton of 100; 8.2810" O.A.L.
QTY	ROCKER PARTS	YEARS	PART NO.	DESCRIPTION
16	Arm Assy.	69-65	R-851 Std Only	Incl. arm, ball & nut
16	Arm Assy., Bulk	69-65	R-851B Std Only	Incl. arm, ball & nut; Carton of 64
16	Arm	69-65	R-851A Std Only	
16	Rocker Arm Ball	69-65	MR-1815 Std Only	
16	Nut	69-65	MR-1813 Std Only	7/16" thread
16	Stud	69-65	MR-1910RS Std Only	7/16" thread, 1.955" length, .710" depth
QTY	VALVE	YEARS	PART NO.	DESCRIPTION
8	Exhaust	69-65	V-1911 Std-3-15	VINTAGE; Chrome plated stem; 1.7200" Head Dia., 0.3718" Stem Dia., 5.3550" O.A.L.
8	Exhaust, Bulk	69-65	V-1911B Std-15	VINTAGE; Chrome plated stem; Carton of 25; 1.7200" Head Dia., 0.3718" Stem Dia., 5.3550" O.A.L.
8	Intake	69-65	V-1905 Std Only	Chrome plated stem; 2.1890" Head Dia., .3720" Stem Dia., 5.2280" O.A.L.
QTY	VALVE GUIDE	YEARS	PART NO.	DESCRIPTION
8	Guide	69-65	VG-688 Std Only	Loc. Exh.; 0.3740" ID, 2.6300" O.A.L.
8	Guide	69-65	VG-689 Std Only	Loc. Int.; 0.3735" ID, 2.4200" O.A.L.
8	Guide, Bulk	69-65	VG-689B Std Only	Loc. Int.; Carton of 50; 0.3735" ID, 2.4200" O.A.L.
QTY	VALVE SPRING	YEARS	PART NO.	DESCRIPTION
16	Spring	69-65	VS-708 Std Only	The spring retainer must be replaced w/O.E. No. 3964264; Double spring; 2.1200" Free Height
16	Spring	69-65	VS-657 Std Only	VINTAGE; Single spring; Incl. damper; 2.1100" Free Height

VALVE TRAIN

VALVE TRAIN

(continued on next page)

GM Car (Incl. Buick, Cad., Chev., Olds., Pontiac)

396 6.5L (6489cc) OHV V8 (16 Valve) (Chevrolet), 4.0938" Bore (GMC Eng.), 4 Bbl. 1969-1965 **534**
(cont.)

	QTY	VALVE SEAL	YEARS	PART NO.	DESCRIPTION	
VALVE TRAIN	16	Valve Stem Seal	69-65	ST-2004 Std Only	Positive type; Installation requires valve guide machining; (RBBTF) Rubber/PTFE	
	16	Valve Stem Seal	69-65	MV-1769C Std Only	Umbrella type; (PLY) Polyacrylate	
	16	Valve Stem Seal Bulk	69-65	ST-2004BC Std Only	Positive type; Installation requires valve guide machining; Carton of 100; (RBBTF) Rubber/PTFE	
	16	Valve Stem Seal Bulk	69-65	MV-1769 Std Only	Umbrella type; Carton of 100; (PLY) Polyacrylate	
VALVE TRAIN	QTY	VALVE, MISC	YEARS	PART NO.	DESCRIPTION	
	32	Keeper	69-65	VK-138A Std Only	1 groove; Square cut key groove; Carton pack 24	
	32	Keeper	69-65	VK-138 Std Only	1 groove; Square cut key groove; Carton pack 32	
	32	Keeper	69-65	VK-138R Std Only	1 groove; Square cut key groove; Hardened	
	32	Keeper, Bulk	69-65	VK-138B Std Only	1 groove; Square cut key groove; Carton of 1000	
	16	Spring Insert	69-65	259-303C Std Only	.015"; ID .703"; Carton of 100	
	16	Spring Insert	69-65	259-103C Std Only	.015"; ID 1.030"; Carton of 100	
	16	Spring Insert	69-65	259-303B Std Only	.030"; ID .703"; Carton of 100	
	16	Spring Insert	69-65	259-103B Std Only	.030"; ID 1.030"; Carton of 100	
	16	Spring Insert	69-65	259-103BRS Std Only	.030"; ID 1.030"; Carton of 500	
	16	Spring Insert	69-65	259-303A Std Only	.060"; ID .703"; Carton of 100	
	16	Spring Insert	69-65	259-303ARS Std Only	.060"; ID .703"; Carton of 500	
	16	Spring Insert	69-65	259-103A Std Only	.060"; ID 1.030"; Carton of 100	
	16	Spring Insert	69-65	259-103ARS Std Only	.060"; ID 1.030"; Carton of 500	
	BLOCK	QTY	PISTON	YEARS	PART NO.	DESCRIPTION
		8	Cast Piston	69-65	460P Std-30-40-60	VINTAGE; Use w/E-232K or E-232X ring set; Cast; .9894" Pin Dia.; 2 Rings 5/64 Groove, 1 Ring 3/16 Groove, 1.730 plus .200 step CD, Step Head - 9.6:1 C.R.; Fits both L.H. & R.H. banks
8		Cast Piston - Individual	69-65	W460P Std-30-40-60	VINTAGE; Use w/WE-232K or WE-232X ring set; Cast; .9894" Pin Dia.; 2 Rings 5/64 Groove, 1 Ring 3/16 Groove, 1.730 plus .200 step CD, Step Head - 9.6:1 C.R.; Fits both L.H. & R.H. banks	
8		POWERFORGED	69-65	L-2242NF 30 30-40-60	Powerforged; 0.990" Pin Dia.; 2 Rings 5/64 Groove, 1 Ring 3/16 Groove, 1.765 CD, .335 dome; DUROSHIELD® skirt coated piston; 40 O/S has .330 dome; 60 O/S has .319 dome	
8	POWERFORGED Piston-Individual	69-65	WL-2242NF 30 30-40-60	Powerforged; 0.990" Pin Dia.; 2 Rings 5/64 Groove, 1 Ring 3/16 Groove, 1.765 CD, .335 dome; DUROSHIELD® skirt coated piston; 40 O/S has .330 dome; 60 O/S has .319 dome		
BLOCK	QTY	RINGS	YEARS	PART NO.	DESCRIPTION	
	1	Premium Set	69-65	E-232K Std-30-40-60	VINTAGE; 2-5/64, 1-3/16; Premium Moly	
	1	Standard Set	69-65	E-232X 30 30-40-60	VINTAGE; 2-5/64, 1-3/16; Iron	
	QTY	ENGINE BEARINGS	YEARS	PART NO.	DESCRIPTION	
	1	Main Set	69-65	4400MA Std-1-2-10-20-30-40	A-Series aluminum bearings	
	1	Main Set	69-65	7133MA 10 10-20-30-40	A-Series aluminum bearings; w/.010" O/S length flange brg.	
	1	Main Set	69-65	7122MA 10 10-20-30	A-Series aluminum bearings; w/.020" O/S length flange brg.	
	1	Rod Set	69-65	8-3190A Std-1-10-20-30-40-60	A-Series aluminum bearings	
	8	Rod Pair	69-65	3190A Std-1-10-20-30-40-50	A-Series aluminum bearings	
	1	Cam Set	69-67	1404M Std Only	Babbitt material; Full round design	
	1	Cam Set	66-65	1255M Std Only	VINTAGE; Groove in rear cam journal & brg.	
	QTY	OIL PUMP	YEARS	PART NO.	DESCRIPTION	
	1	Oil Pump	69-65	224-4153	High Volume; Check for clearance; Use shaft w/steel guide	
	1	Inter. Shaft	69-65	224-6154	Shaft w/slotted end, 6.82" O.A.L.; Has integral steel guide	
	1	Screen Assy.	69	224-43620	Use with 8" pan	
	1	Screen Assy.	68	224-43620	Use w/224-4154 when replacing O.E. pump No. 3946026 w/welded screen; Use with 8" pan	
1	Screen Assy.	67	224-43620	Use with 8" pan		
1	Screen Assy.	66-65	224-1252	VINTAGE		
QTY	GASKETS	YEARS	PART NO.	DESCRIPTION		
1	Kit Gasket Set	69-65	260-1717	Premium set; Hi-Perf.; w/Oval port heads; Header gskts. incl.; Complete set		
1	Kit Gasket Set	69-65	260-1081	Premium set; Hi-Perf.; w/Rectangular port heads; Header gskts. incl.; Complete set		
1	Kit Gasket Set	69-65	260-1009T	VINTAGE; Exc. Special Hi-Perf.; Exh. pipe packing not incl.; PermaDryPlus® oil pan gskt. incl.; PermaDryPlus® water outlet gskt. incl.; Premium valve stem seals incl.		
1	Kit Gasket Set	69-65	260-1009	VINTAGE; Exc. Special Hi-Perf.; Exh. pipe packing not incl.; Premium valve stem seals incl.		
QTY	FREEZE PLUGS	YEARS	PART NO.	DESCRIPTION		
1	Brass Block Plug Kit	69-65	381-8009			

(continued on next page)

GM Car (Incl. Buick, Cad., Chev., Olds., Pontiac)

534 396 6.5L (6489cc) OHV V8 (16 Valve) (Chevrolet), 4.0938" Bore (GMC Eng.), 4 Bbl. 1969-1965
(cont.)

QTY	FREEZE PLUGS (cont.)	YEARS	PART NO.	DESCRIPTION
1	Steel Block Plug Kit	69-65	381-4017	
1	Brass Deep Cup Freeze Plug	69-65	381-9030	1.750" Diameter
1	Steel Deep Cup Freeze Plug	69-65	381-3082	1.750" Diameter, 0.593" Height
1	Steel Shallow Cup Freeze Plug	69-65	381-2154	2.219" Diameter

535 400 6.6L (6550cc) OHV V8 (16 Valve) (Oldsmobile), 4" Bore (GMC Eng.), 2 Bbl. "Eng. Code V" 1967

QTY	TIMING	YEARS	PART NO.	DESCRIPTION
1	3 Piece Set	67	KT3-494SA5	VINTAGE; (1) 222-494; (1) 223-360; (1) 223-361
1	Timing Chain	67	222-494	48 Links
QTY	PUSH ROD	YEARS	PART NO.	DESCRIPTION
16	Push Rod	67	RP-3112 Std Only	VINTAGE; 9.4210" O.A.L.
QTY	ROCKER PARTS	YEARS	PART NO.	DESCRIPTION
8	Arm Assy.	67	R-856 Std Only	VINTAGE; Incl. 2-arms & 1-pivot assy.
8	Arm Assy., Bulk	67	R-856B Std Only	VINTAGE; Incl. 2-arms & 1-pivot assy.; Carton of 64
8	Arm	67	R-856A Std Only	VINTAGE
8	Bridge	67	MR-1840 Std Only	
8	Pivot	67	MR-1903 Std Only	
QTY	VALVE	YEARS	PART NO.	DESCRIPTION
8	Exhaust	67	V-1772 Std Only	Chrome plated stem; 1.6240" Head Dia., 0.3422" Stem Dia., 4.6950" O.A.L.
8	Intake	67	V-1776 Std Only	2.0630" Head Dia., 0.3427" Stem Dia., 4.7170" O.A.L.
QTY	VALVE GUIDE	YEARS	PART NO.	DESCRIPTION
16	Guide	67	VG-5038 Std Only	0.3430" ID, 2.1200" O.A.L
16	Guide, Bulk	67	VG-5038B Std Only	Carton of 50; 0.3430" ID, 2.1200" O.A.L
QTY	VALVE SPRING	YEARS	PART NO.	DESCRIPTION
16	Spring	67	VS-1618R Std Only	Incl. damper; 1.9940" Free Height
QTY	VALVE SEAL	YEARS	PART NO.	DESCRIPTION
8	Valve Stem Seal	67	ST-2001 Std Only	Loc. Exh.; Positive type; Installation requires valve guide machining; (RBBTF) Rubber/PTFE
8	Valve Stem Seal	67	ST-2001 Std Only	Loc. Int.; Positive type; Installation requires valve guide machining; (RBBTF) Rubber/PTFE
8	Valve Stem Seal Bulk	67	ST-2001BC Std Only	Loc. Exh.; Positive type; Installation requires valve guide machining; Carton of 100; (RBBTF) Rubber/PTFE
8	Valve Stem Seal Bulk	67	ST-2001BC Std Only	Loc. Int.; Positive type; Installation requires valve guide machining; Carton of 100; (RBBTF) Rubber/PTFE
QTY	VALVE SEAT	YEARS	PART NO.	DESCRIPTION
8	Seat	67	245-1750-2 Std Only	Loc. Exh.; 1.7550" OD, 1.5000" ID, 0.2160" Depth
8	Seat	67	245-1750-2N Std Only	Loc. Exh.; Premium Material; 1.7550" OD, 1.5000" ID, 0.2160" Depth
8	Seat	67	245-2250-1 Std Only	Loc. Int.; Machine ID to fit; 2.2555" OD, 1.9375" ID, 0.1855" Depth
QTY	VALVE, MISC	YEARS	PART NO.	DESCRIPTION
32	Keeper	67	VK-115A Std Only	1 groove; Square cut key groove; Carton pack 24
32	Keeper	67	VK-115 Std Only	1 groove; Square cut key groove; Carton pack 32
32	Keeper	67	VK-115R Std Only	1 groove; Square cut key groove; Hardened
32	Keeper, Bulk	67	VK-115B Std Only	1 groove; Square cut key groove; Carton of 1000
16	Spring Insert	67	259-203C Std Only	.015"; Carton of 100
16	Spring Insert	67	259-203B Std Only	.030"; Carton of 100
16	Spring Insert	67	259-203BRS Std Only	.030"; Carton of 500
16	Spring Insert	67	259-203A Std Only	.060"; Carton of 100
16	Spring Insert	67	259-203ARS Std Only	.060"; Carton of 500
QTY	RINGS	YEARS	PART NO.	DESCRIPTION
1	Premium Set	67	E-251KC Std-20-30-40-60	2-5/64, 1-3/16; Premium Chrome
1	Premium Set	67	E-251K Std-10-20-30-40-60	2-5/64, 1-3/16; Premium Moly
1	Standard Set	67	E-251X Std-10-20-30-40-60-80	2-5/64, 1-3/16; Iron
8	Premium Single Cylinder Set	67	WE-251K Std-30-40-60	2-5/64, 1-3/16; Premium Moly
8	Standard Single Cylinder Set	67	WE-251X Std-30-40-60	2-5/64, 1-3/16; Iron
QTY	ENGINE BEARINGS	YEARS	PART NO.	DESCRIPTION
1	Main Set	67	4294M Std-10-20-30	
1	Main Set	67	108M Std-10-20	Performance; Half grooved
1	Rod Set	67	8-3345P Std-10-20-30-40	
1	Rod Set	67	8-7040CH Std-10	Performance
8	Rod Pair	67	3345P Std-1-10-20-30-40	
1	Cam Set	67	1234M Std Only	VINTAGE; Babbitt material; Full round design
QTY	OIL PUMP	YEARS	PART NO.	DESCRIPTION
1	Oil Pump	67	224-41203	
1	Oil Pump	67	224-41203V	High Volume, check pan for clearance; Use w/224-11203V screen

VALVE TRAIN

VALVE TRAIN

BLOCK

BLOCK

GM Car (Incl. Buick, Cad., Chev., Olds., Pontiac)

400 6.6L (6550cc) OHV V8 (16 Valve) (Oldsmobile), 4" Bore (GMC Eng.), 2 Bbl. "Eng. Code V" 1967 535
(cont.)

BLOCK	QTY	OIL PUMP (cont.)	YEARS	PART NO.	DESCRIPTION
	1	Inter. Shaft	67	224-61203	
	1	Screen Assy.	67	224-11203	5/8" inlet tube
	1	Screen Assy.	67	224-11203V	Bolt-on 3/4" tube; Use w/224-41203V pump
	QTY	GASKETS	YEARS	PART NO.	DESCRIPTION
	1	Kit Gasket Set	67	260-1008	VINTAGE; Int. manifold gskt. not incl.; Premium valve stem seals incl.
	1	Valley Pan Gasket Set	67	260-4021	VINTAGE
	QTY	FREEZE PLUGS	YEARS	PART NO.	DESCRIPTION
	1	Brass Block Plug Kit	67	381-8020	
	1	Steel Block Plug Kit	67	381-4020	
	1	Brass Deep Cup Freeze Plug	67	381-9002	1.500" Diameter, 0.375" Height
	1	Steel Deep Cup Freeze Plug	67	381-3077	0.906" Diameter
	1	Steel Deep Cup Freeze Plug	67	381-3133	1.500" Diameter, 0.375" Height
	1	Steel Deep Cup Freeze Plug	67	381-3054	19/32" Diameter
	1	Steel Deep Cup Freeze Plug	67	381-3131	2.094" Diameter

400 6.6L (6550cc) OHV V8 (16 Valve) (Oldsmobile), 4" Bore (GMC Eng.), 3-2 Bbl. "Eng. Code VG" 1967-1966 536

VALVE TRAIN	QTY	TIMING	YEARS	PART NO.	DESCRIPTION
	1	3 Piece Set	67-66	KT3-494SA5	VINTAGE; (1) 222-494; (1) 223-360; (1) 223-361
	1	Timing Chain	67-66	222-494	48 Links
	QTY	CAMSHAFT/LIFTER	YEARS	PART NO.	DESCRIPTION
	1	Camshaft	67	CS-651	Exc. O.A.I.; Hydraulic, (050) Duration at .050 Lobe Lift, 207 Exh., 194 Int., 109 Degrees Lobe Separation
	1	Prelube		55-403 Std Only	1.5 oz. packet
	1	Prelube		55-400 Std Only	4 oz. bottle; 1.5 oz. packet No. 55-403 also avail.
	QTY	PUSH ROD	YEARS	PART NO.	DESCRIPTION
	16	Push Rod	67-66	RP-3112 Std Only	VINTAGE; 9.4210" O.A.L.
	QTY	ROCKER PARTS	YEARS	PART NO.	DESCRIPTION
	8	Arm Assy.	67-66	R-856 Std Only	VINTAGE; Incl. 2-arms & 1-pivot assy.
	8	Arm Assy., Bulk	67-66	R-856B Std Only	VINTAGE; Incl. 2-arms & 1-pivot assy.; Carton of 64
	8	Arm	67-66	R-856A Std Only	VINTAGE
	8	Bridge	67-66	MR-1840 Std Only	
	8	Pivot	67-66	MR-1903 Std Only	
	QTY	VALVE	YEARS	PART NO.	DESCRIPTION
	8	Exhaust	67-66	V-1772 Std Only	Chrome plated stem; 1.6240" Head Dia., 0.3422" Stem Dia., 4.6950" O.A.L.
	8	Intake	67-66	V-1776 Std Only	2.0630" Head Dia., 0.3427" Stem Dia., 4.7170" O.A.L.
	QTY	VALVE GUIDE	YEARS	PART NO.	DESCRIPTION
	16	Guide	67-66	VG-5038 Std Only	0.3430" ID, 2.1200" O.A.L
	16	Guide, Bulk	67-66	VG-5038B Std Only	Carton of 50; 0.3430" ID, 2.1200" O.A.L
	QTY	VALVE SPRING	YEARS	PART NO.	DESCRIPTION
	16	Spring	67-66	VS-1618R Std Only	Incl. damper; 1.9940" Free Height
	QTY	VALVE SEAL	YEARS	PART NO.	DESCRIPTION
	8	Valve Stem Seal	67-66	ST-2001 Std Only	Loc. Exh.; Positive type; Installation requires valve guide machining; (RBBTF) Rubber/PTFE
	8	Valve Stem Seal	67-66	ST-2001 Std Only	Loc. Int.; Positive type; Installation requires valve guide machining; (RBBTF) Rubber/PTFE
	8	Valve Stem Seal Bulk	67-66	ST-2001BC Std Only	Loc. Exh.; Positive type; Installation requires valve guide machining; Carton of 100; (RBBTF) Rubber/PTFE
	8	Valve Stem Seal Bulk	67-66	ST-2001BC Std Only	Loc. Int.; Positive type; Installation requires valve guide machining; Carton of 100; (RBBTF) Rubber/PTFE
	QTY	VALVE SEAT	YEARS	PART NO.	DESCRIPTION
	8	Seat	67-66	245-1750-2 Std Only	Loc. Exh.; 1.7550" OD, 1.5000" ID, 0.2160" Depth
	8	Seat	67-66	245-1750-2N Std Only	Loc. Exh.; Premium Material; 1.7550" OD, 1.5000" ID, 0.2160" Depth
	8	Seat	67-66	245-2250-1 Std Only	Loc. Int.; Machine ID to fit; 2.2555" OD, 1.9375" ID, 0.1855" Depth
	QTY	VALVE, MISC	YEARS	PART NO.	DESCRIPTION
	32	Keeper	67-66	VK-115A Std Only	1 groove; Square cut key groove; Carton pack 24
	32	Keeper	67-66	VK-115 Std Only	1 groove; Square cut key groove; Carton pack 32
	32	Keeper	67-66	VK-115R Std Only	1 groove; Square cut key groove; Hardened
	32	Keeper, Bulk	67-66	VK-115B Std Only	1 groove; Square cut key groove; Carton of 1000
	16	Spring Insert	67-66	259-203C Std Only	.015"; Carton of 100
	16	Spring Insert	67-66	259-203B Std Only	.030"; Carton of 100
	16	Spring Insert	67-66	259-203BRS Std Only	.030"; Carton of 500
	16	Spring Insert	67-66	259-203A Std Only	.060"; Carton of 100
	16	Spring Insert	67-66	259-203ARS Std Only	.060"; Carton of 500

(continued on next page)

GM Car (Incl. Buick, Cad., Chev., Olds., Pontiac)

536 400 6.6L (6550cc) OHV V8 (16 Valve) (Oldsmobile), 4" Bore (GMC Eng.), 3-2 Bbl. "Eng. Code VG" 1967-1966
(cont.)

	QTY	RINGS	YEARS	PART NO.	DESCRIPTION
BLOCK	1	Premium Set	67-66	E-251KC Std-20-30-40-60	2-5/64, 1-3/16; Premium Chrome
	1	Premium Set	67-66	E-251K Std-10-20-30-40-60	2-5/64, 1-3/16; Premium Moly
	1	Standard Set	67-66	E-251X Std-10-20-30-40-60-80	2-5/64, 1-3/16; Iron
	8	Premium Single Cylinder Set	67-66	WE-251K Std-30-40-60	2-5/64, 1-3/16; Premium Moly
	8	Standard Single Cylinder Set	67-66	WE-251X Std-30-40-60	2-5/64, 1-3/16; Iron
	QTY	ENGINE BEARINGS	YEARS	PART NO.	DESCRIPTION
	1	Main Set	67-66	4294M Std-10-20-30	
	1	Main Set	67-66	108M Std-10-20	Performance; Half grooved
	1	Rod Set	67-66	8-3345P Std-10-20-30-40	
	1	Rod Set	67-66	8-7040CH Std-10	Performance
8	Rod Pair	67-66	3345P Std-1-10-20-30-40		
1	Cam Set	67-66	1234M Std Only	VINTAGE; Babbitt material; Full round design	
QTY	OIL PUMP	YEARS	PART NO.	DESCRIPTION	
1	Oil Pump	67-66	224-41203		
1	Oil Pump	67-66	224-41203V	High Volume, check pan for clearance; Use w/224-11203V screen	
1	Inter. Shaft	67-66	224-61203		
1	Screen Assy.	67-66	224-11203	5/8" inlet tube	
1	Screen Assy.	67-66	224-11203V	Bolt-on 3/4" tube; Use w/224-41203V pump	
QTY	GASKETS	YEARS	PART NO.	DESCRIPTION	
1	Kit Gasket Set	67-66	260-1008	VINTAGE; Int. manifold gskt. not incl.; Premium valve stem seals incl.	
1	Valley Pan Gasket Set	67-66	260-4021	VINTAGE	
QTY	FREEZE PLUGS	YEARS	PART NO.	DESCRIPTION	
1	Brass Block Plug Kit	67-66	381-8020		
1	Steel Block Plug Kit	67-66	381-4020		
1	Brass Deep Cup Freeze Plug	67-66	381-9002	1.500" Diameter, 0.375" Height	
1	Steel Deep Cup Freeze Plug	67-66	381-3077	0.906" Diameter	
1	Steel Deep Cup Freeze Plug	67-66	381-3133	1.500" Diameter, 0.375" Height	
1	Steel Deep Cup Freeze Plug	67-66	381-3054	19/32" Diameter	
1	Steel Deep Cup Freeze Plug	67-66	381-3131	2.094" Diameter	

537 400 6.6L (6550cc) OHV V8 (16 Valve) (Oldsmobile), 4" Bore (GMC Eng.), 4 Bbl. "Eng. Code VG" 1967-1965

	QTY	TIMING	YEARS	PART NO.	DESCRIPTION
VALVE TRAIN	1	3 Piece Set	67-65	KT3-494SA5	VINTAGE; (1) 222-494; (1) 223-360; (1) 223-361
	1	Timing Chain	67-65	222-494	48 Links
	QTY	CAMSHAFT/LIFTER	YEARS	PART NO.	DESCRIPTION
	1	Camshaft	67	CS-651	Exc. O.A.I.; Hydraulic, (050) Duration at .050 Lobe Lift, 207 Exh., 194 Int., 109 Degrees Lobe Separation
	1	Prelube		55-403 Std Only	1.5 oz. packet
	1	Prelube		55-400 Std Only	4 oz. bottle; 1.5 oz. packet No. 55-403 also avail.
	QTY	PUSH ROD	YEARS	PART NO.	DESCRIPTION
	16	Push Rod	67-66	RP-3112 Std Only	VINTAGE; 9.4210" O.A.L.
	16	Push Rod	65	RP-3171 Std Only	VINTAGE; 9.5940" O.A.L.
	QTY	ROCKER PARTS	YEARS	PART NO.	DESCRIPTION
8	Arm Assy.	67-65	R-856 Std Only	VINTAGE; Incl. 2-arms & 1-pivot assy.	
8	Arm Assy., Bulk	67-65	R-856B Std Only	VINTAGE; Incl. 2-arms & 1-pivot assy.; Carton of 64	
8	Arm	67-65	R-856A Std Only	VINTAGE	
8	Bridge	67-65	MR-1840 Std Only		
8	Pivot	67-65	MR-1903 Std Only		
QTY	VALVE	YEARS	PART NO.	DESCRIPTION	
8	Exhaust	67-65	V-1772 Std Only	Chrome plated stem; 1.6240" Head Dia., 0.3422" Stem Dia., 4.6950" O.A.L.	
8	Intake	67-65	V-1776 Std Only	2.0630" Head Dia., 0.3427" Stem Dia., 4.7170" O.A.L.	
QTY	VALVE GUIDE	YEARS	PART NO.	DESCRIPTION	
16	Guide	67-65	VG-5038 Std Only	0.3430" ID, 2.1200" O.A.L	
16	Guide, Bulk	67-65	VG-5038B Std Only	Carton of 50; 0.3430" ID, 2.1200" O.A.L	
QTY	VALVE SPRING	YEARS	PART NO.	DESCRIPTION	
16	Spring	67-65	VS-1618R Std Only	Incl. damper; 1.9940" Free Height	
QTY	VALVE SEAL	YEARS	PART NO.	DESCRIPTION	
8	Valve Stem Seal	67-65	ST-2001 Std Only	Loc. Exh.; Positive type; Installation requires valve guide machining; (RBBTF) Rubber/PTFE	
8	Valve Stem Seal	67-65	ST-2001 Std Only	Loc. Int.; Positive type; Installation requires valve guide machining; (RBBTF) Rubber/PTFE	
8	Valve Stem Seal Bulk	67-65	ST-2001BC Std Only	Loc. Exh.; Positive type; Installation requires valve guide machining; Carton of 100; (RBBTF) Rubber/PTFE	

(continued on next page)

GM Car (Incl. Buick, Cad., Chev., Olds., Pontiac)

400 6.6L (6550cc) OHV V8 (16 Valve) (Oldsmobile), 4" Bore (GMC Eng.), 4 Bbl. "Eng. Code VG" 1967-1965 537
(cont.)

VALVE TRAIN	QTY	VALVE SEAL (cont.)	YEARS	PART NO.	DESCRIPTION
	8	Valve Stem Seal Bulk	67-65	ST-2001BC Std Only	Loc. Int.; Positive type; Installation requires valve guide machining; Carton of 100; (RBBTF) Rubber/PTFE
	8	VALVE SEAT	67-65	245-1750-2 Std Only	Loc. Exh.; 1.7550" OD, 1.5000" ID, 0.2160" Depth
	8	Seat	67-65	245-1750-2N Std Only	Loc. Exh.; Premium Material; 1.7550" OD, 1.5000" ID, 0.2160" Depth
	8	Seat	67-65	245-2250-1 Std Only	Loc. Int.; Machine ID to fit; 2.2555" OD, 1.9375" ID, 0.1855" Depth
	QTY	VALVE, MISC	YEARS	PART NO.	DESCRIPTION
	32	Keeper	67-65	VK-115A Std Only	1 groove; Square cut key groove; Carton pack 24
	32	Keeper	67-65	VK-115 Std Only	1 groove; Square cut key groove; Carton pack 32
	32	Keeper	67-65	VK-115R Std Only	1 groove; Square cut key groove; Hardened
	32	Keeper, Bulk	67-65	VK-115B Std Only	1 groove; Square cut key groove; Carton of 1000
	16	Spring Insert	67-65	259-203C Std Only	.015"; Carton of 100
	16	Spring Insert	67-65	259-203B Std Only	.030"; Carton of 100
	16	Spring Insert	67-65	259-203BRS Std Only	.030"; Carton of 500
	16	Spring Insert	67-65	259-203A Std Only	.060"; Carton of 100
	16	Spring Insert	67-65	259-203ARS Std Only	.060"; Carton of 500
	QTY	RINGS	YEARS	PART NO.	DESCRIPTION
	1	Premium Set	67-65	E-251KC Std-20-30-40-60	2-5/64, 1-3/16; Premium Chrome
	1	Premium Set	67-65	E-251K Std-10-20-30-40-60	2-5/64, 1-3/16; Premium Moly
	1	Standard Set	67-65	E-251X Std-10-20-30-40-60-80	2-5/64, 1-3/16; Iron
	8	Premium Single Cylinder Set	67-65	WE-251K Std-30-40-60	2-5/64, 1-3/16; Premium Moly
	8	Standard Single Cylinder Set	67-65	WE-251X Std-30-40-60	2-5/64, 1-3/16; Iron
	QTY	ENGINE BEARINGS	YEARS	PART NO.	DESCRIPTION
	1	Main Set	67-65	4294M Std-10-20-30	
	1	Main Set	67-65	108M Std-10-20	Performance; Half grooved
	1	Rod Set	67-65	8-3345P Std-10-20-30-40	
	1	Rod Set	67-66	8-7040CH Std-10	Performance
	8	Rod Pair	67-65	3345P Std-1-10-20-30-40	
	1	Cam Set	67-65	1234M Std Only	VINTAGE; Babbitt material; Full round design
	QTY	OIL PUMP	YEARS	PART NO.	DESCRIPTION
	1	Oil Pump	67-65	224-41203	
	1	Oil Pump	67-65	224-41203V	High Volume, check pan for clearance; Use w/224-11203V screen
	1	Inter. Shaft	67-65	224-61203	
	1	Screen Assy.	67-65	224-11203	5/8" inlet tube
	1	Screen Assy.	67-65	224-11203V	Bolt-on 3/4" tube; Use w/224-41203V pump
	QTY	GASKETS	YEARS	PART NO.	DESCRIPTION
	1	Kit Gasket Set	67-65	260-1008	VINTAGE; Int. manifold gskt. not incl.; Premium valve stem seals incl.
	1	Valley Pan Gasket Set	67-65	260-4021	VINTAGE
	QTY	FREEZE PLUGS	YEARS	PART NO.	DESCRIPTION
	1	Brass Block Plug Kit	67-65	381-8020	
	1	Steel Block Plug Kit	67-65	381-4020	
	1	Brass Deep Cup Freeze Plug	67-65	381-9002	1.500" Diameter, 0.375" Height
	1	Steel Deep Cup Freeze Plug	67-65	381-3077	0.906" Diameter
	1	Steel Deep Cup Freeze Plug	67-65	381-3133	1.500" Diameter, 0.375" Height
	1	Steel Deep Cup Freeze Plug	67-65	381-3054	19/32" Diameter
	1	Steel Deep Cup Freeze Plug	67-65	381-3131	2.094" Diameter

400 6.6L (6555cc) OHV V8 (16 Valve) (Buick), 4.04" Bore (GMC Eng.), 4 Bbl. "Eng. Code NR" 1967 538

QTY	TIMING	YEARS	PART NO.	DESCRIPTION
1	3 Piece Set	67	KT3-498S	VINTAGE; 223-398 not sold separately
1	Timing Chain	67	222-498	48 Links
QTY	CAMSHAFT/LIFTER	YEARS	PART NO.	DESCRIPTION
1	Camshaft	67	CS-586	VINTAGE; Use w/KT3-498S timing set; Hydraulic, (.050) Duration at .050 Lobe Lift, 225 Exh., 194 Int., 117 Degrees Lobe Separation
1	Prelube		55-403 Std Only	1.5 oz. packet
1	Prelube		55-400 Std Only	4 oz. bottle; 1.5 oz. packet No. 55-403 also avail.
16	Lifter	67	HT-969 Std Only	Use w/hollow push rods; Hyd.; w/.440" wide oil groove
16	Lifter	67	HT-969R Std Only	Use w/hollow push rods; Speed-Pro Hi-Revolution Hyd.
16	Lifter	67	HT-896 Std Only	VINTAGE; Use w/solid push rods; Hyd.
16	Lifter, Bulk	67	HT-969B Std Only	Use w/hollow push rods; Hyd.; Carton of 128
16	Lifter, Bulk	67	HT-969RB Std Only	Use w/hollow push rods; Speed-Pro Hi-Revolution Hyd.; Carton of 128
16	Lifter, Bulk	67	HT-896B Std Only	VINTAGE; Use w/solid push rods; Hyd.; Carton of 126

(continued on next page)

GM Car (Incl. Buick, Cad., Chev., Olds., Pontiac)

538 400 6.6L (6555cc) OHV V8 (16 Valve) (Buick), 4.04" Bore (GMC Eng.), 4 Bbl. "Eng. Code NR" 1967
(cont.)

	QTY	PUSH ROD	YEARS	PART NO.	DESCRIPTION
VALVE TRAIN	16	Push Rod	67	RP-3202 Std Only	VINTAGE; 9.3550" O.A.L.
	8	Exhaust	67	V-1799 Std Only	VINTAGE; Chrome plated stem; 1.6250" Head Dia., 0.3725" Stem Dia., 5.1620" O.A.L.
	8	Intake	67	V-1800 Std Only	VINTAGE; Chrome plated stem; 2.0000" Head Dia., 0.3725" Stem Dia., 5.1370" O.A.L.
	8	Guide	67	VG-5062 Std Only	Loc. Int.; 0.3735" ID, 2.3800" O.A.L.
	16	Spring	67	VS-712 Std Only	VINTAGE; Incl. damper; 2.2000" Free Height
	8	Seat	67	245-1750-2 Std Only	Loc. Exh.; 1.7550" OD, 1.5000" ID, 0.2160" Depth
	8	Seat	67	245-1750-2N Std Only	Loc. Exh.; Premium Material; 1.7550" OD, 1.5000" ID, 0.2160" Depth
	8	Seat	67	245-2125-2 Std Only	Loc. Int.; 2.1305" OD, 1.8750" ID, 0.2480" Depth
	32	Keeper	67	VK-97 Std Only	VINTAGE; 1 groove; Square cut key groove
	16	Spring Insert	67	259-100A Std Only	.060"; Carton of 100
16	Spring Insert	67	259-100B Std Only	VINTAGE; .030"; Carton of 100	
BLOCK	1	Premium Set	67	E-286K Std-30-40-60	VINTAGE; 2-5/64, 1-3/16; Premium Moly
	1	Standard Set	67	E-286X Std-30-40	VINTAGE; 2-5/64, 1-3/16; Iron
	1	Main Set	67	4664M Std-10-20-30	VINTAGE
	1	Rod Set	67	8-3320CP Std-10-20-30	VINTAGE
	8	Rod Pair	67	3320CP Std-10-20-30	VINTAGE
	1	Cam Set	67	1422M Std Only	VINTAGE; w/oil hole
	1	Pump Repair Kit	67	224-518TP	Thrust plate kit; Provides new wear surface for scored or worn housing cover; Contains necessary screws, gskts. and instructions
	1	Pump Repair Kit	67	224-519	VINTAGE
	1	Kit Gasket Set	67	260-1150	VINTAGE; Int. manifold gskt. not incl.; Premium valve stem seals incl.
	1	Valley Pan Gasket Set	67	260-4013	VINTAGE
BLOCK	1	Brass Block Plug Kit	67	381-8003	VINTAGE
	1	Steel Shallow Cup Freeze Plug	67	381-2189	
	1	Steel Shallow Cup Freeze Plug	67	381-2172	1.922" Diameter

539 400 6.6L (6555cc) OHV V8 (16 Valve) (Buick), 4.04" Bore (GMC Eng.), 4 Bbl. "Eng. Code PR" 1968

	QTY	TIMING	YEARS	PART NO.	DESCRIPTION
VALVE TRAIN	1	3 Piece Set	68	KT3-498S	VINTAGE; 223-398 not sold separately
	1	Timing Chain	68	222-498	48 Links
	1	Camshaft	68	CS-586	VINTAGE; Use w/KT3-498S timing set; Hydraulic, (050) Duration at .050 Lobe Lift, 225 Exh., 194 Int., 117 Degrees Lobe Separation
	1	Prelube		55-403 Std Only	1.5 oz. packet
	1	Prelube		55-400 Std Only	4 oz. bottle; 1.5 oz. packet No. 55-403 also avail.
	16	Lifter	68	HT-969 Std Only	Use w/hollow push rods; Hyd.; w/.440" wide oil groove
	16	Lifter	68	HT-969R Std Only	Use w/hollow push rods; Speed-Pro Hi-Revolution Hyd.
	16	Lifter	68	HT-896 Std Only	VINTAGE; Use w/solid push rods; Hyd.
	16	Lifter, Bulk	68	HT-969B Std Only	Use w/hollow push rods; Hyd.; Carton of 128
	16	Lifter, Bulk	68	HT-969RB Std Only	Use w/hollow push rods; Speed-Pro Hi-Revolution Hyd.; Carton of 128
16	Lifter, Bulk	68	HT-896B Std Only	VINTAGE; Use w/solid push rods; Hyd.; Carton of 126	
VALVE TRAIN	16	Push Rod	68	RP-3202 Std Only	VINTAGE; 9.3550" O.A.L.
	8	Exhaust	68	V-1799 Std Only	VINTAGE; Chrome plated stem; 1.6250" Head Dia., 0.3725" Stem Dia., 5.1620" O.A.L.
	8	Intake	68	V-1800 Std Only	VINTAGE; Chrome plated stem; 2.0000" Head Dia., 0.3725" Stem Dia., 5.1370" O.A.L.

(continued on next page)

GM Car (Incl. Buick, Cad., Chev., Olds., Pontiac)

400 6.6L (6555cc) OHV V8 (16 Valve) (Buick), 4.04" Bore (GMC Eng.), 4 Bbl. "Eng. Code PR" 1968 539
(cont.)

QTY	VALVE GUIDE	YEARS	PART NO.	DESCRIPTION
8	Guide	68	VG-5062 Std Only	Loc. Int.; 0.3735" ID, 2.3800" O.A.L.
16	Spring	68	VS-712 Std Only	VINTAGE; Incl. damper; 2.2000" Free Height
8	Seat	68	245-1750-2 Std Only	Loc. Exh.; 1.7550" OD, 1.5000" ID, 0.2160" Depth
8	Seat	68	245-1750-2N Std Only	Loc. Exh.; Premium Material; 1.7550" OD, 1.5000" ID, 0.2160" Depth
8	Seat	68	245-2125-2 Std Only	Loc. Int.; 2.1305" OD, 1.8750" ID, 0.2480" Depth
32	Keeper	68	VK-97 Std Only	VINTAGE; 1 groove; Square cut key groove
16	Spring Insert	68	259-100A Std Only	.060"; Carton of 100
16	Spring Insert	68	259-100B Std Only	VINTAGE; .030"; Carton of 100
1	Premium Set	68	E-286K Std-30-40-60	VINTAGE; 2-5/64, 1-3/16; Premium Moly
1	Standard Set	68	E-286X Std-30-40	VINTAGE; 2-5/64, 1-3/16; Iron
1	Main Set	68	4664M Std-10-20-30	VINTAGE
1	Rod Set	68	8-3320CP Std-10-20-30	VINTAGE
8	Rod Pair	68	3320CP Std-10-20-30	VINTAGE
1	Cam Set	68	1422M Std Only	VINTAGE; w/oil hole
1	Pump Repair Kit	68	224-518TP	Thrust plate kit; Provides new wear surface for scored or worn housing cover; Contains necessary screws, gsks. and instructions
1	Pump Repair Kit	68	224-519	VINTAGE
1	Kit Gasket Set	68	260-1150	VINTAGE; Int. manifold gskt. not incl.; Premium valve stem seals incl.
1	Valley Pan Gasket Set	68	260-4013	VINTAGE
1	Brass Block Plug Kit	68	381-8003	VINTAGE
1	Steel Shallow Cup Freeze Plug	68	381-2189	
1	Steel Shallow Cup Freeze Plug	68	381-2172	1.922" Diameter

400 6.6L (6555cc) OHV V8 (16 Valve) (Buick), 4.04" Bore (GMC Eng.), 4 Bbl. "Eng. Code RR" 1969 540

QTY	TIMING	YEARS	PART NO.	DESCRIPTION
1	3 Piece Set	69	KT3-498S	VINTAGE; 223-398 not sold separately
1	Timing Chain	69	222-498	48 Links
1	Camshaft	69	CS-586	VINTAGE; Use w/KT3-498S timing set; Hydraulic, (050) Duration at .050 Lobe Lift, 225 Exh., 194 Int., 117 Degrees Lobe Separation
1	Prelube		55-403 Std Only	1.5 oz. packet
1	Prelube		55-400 Std Only	4 oz. bottle; 1.5 oz. packet No. 55-403 also avail.
16	Lifter	69	HT-969 Std Only	Use w/hollow push rods; Hyd.; w/.440" wide oil groove
16	Lifter	69	HT-969R Std Only	Use w/hollow push rods; Speed-Pro Hi-Revolution Hyd.
16	Lifter	69	HT-896 Std Only	VINTAGE; Use w/solid push rods; Hyd.
16	Lifter, Bulk	69	HT-969B Std Only	Use w/hollow push rods; Hyd.; Carton of 128
16	Lifter, Bulk	69	HT-969RB Std Only	Use w/hollow push rods; Speed-Pro Hi-Revolution Hyd.; Carton of 128
16	Lifter, Bulk	69	HT-896B Std Only	VINTAGE; Use w/solid push rods; Hyd.; Carton of 126
16	Push Rod	69	RP-3202 Std Only	VINTAGE; 9.3550" O.A.L.
8	Exhaust	69	V-1799 Std Only	VINTAGE; Chrome plated stem; 1.6250" Head Dia., 0.3725" Stem Dia., 5.1620" O.A.L.
8	Intake	69	V-1800 Std Only	VINTAGE; Chrome plated stem; 2.0000" Head Dia., 0.3725" Stem Dia., 5.1370" O.A.L.
8	Guide	69	VG-5062 Std Only	Loc. Int.; 0.3735" ID, 2.3800" O.A.L.
16	Spring	69	VS-712 Std Only	VINTAGE; Incl. damper; 2.2000" Free Height
8	Seat	69	245-1750-2 Std Only	Loc. Exh.; 1.7550" OD, 1.5000" ID, 0.2160" Depth
8	Seat	69	245-1750-2N Std Only	Loc. Exh.; Premium Material; 1.7550" OD, 1.5000" ID, 0.2160" Depth

(continued on next page)

GM Car (Incl. Buick, Cad., Chev., Olds., Pontiac)

540 400 6.6L (6555cc) OHV V8 (16 Valve) (Buick), 4.04" Bore (GMC Eng.), 4 Bbl. "Eng. Code RR" 1969
(cont.)

	QTY	VALVE SEAT (cont.)	YEARS	PART NO.	DESCRIPTION
	8	Seat	69	245-2125-2 Std Only	Loc. Int.; 2.1305" OD, 1.8750" ID, 0.2480" Depth
	32	Keeper	69	VK-97 Std Only	VINTAGE; 1 groove; Square cut key groove
	16	Spring Insert	69	259-100A Std Only	.060"; Carton of 100
	16	Spring Insert	69	259-100B Std Only	VINTAGE; .030"; Carton of 100
BLOCK	QTY	RINGS	YEARS	PART NO.	DESCRIPTION
	1	Premium Set	69	E-286K Std-30-40-60	VINTAGE; 2-5/64, 1-3/16; Premium Moly
	1	Standard Set	69	E-286X Std-30-40	VINTAGE; 2-5/64, 1-3/16; Iron
	QTY	ENGINE BEARINGS	YEARS	PART NO.	DESCRIPTION
	1	Main Set	69	4664M Std-10-20-30	VINTAGE
	1	Rod Set	69	8-3320CP Std-10-20-30	VINTAGE
	8	Rod Pair	69	3320CP Std-10-20-30	VINTAGE
	1	Cam Set	69	1422M Std Only	VINTAGE; w/oil hole
	QTY	OIL PUMP	YEARS	PART NO.	DESCRIPTION
	1	Pump Repair Kit	69	224-518TP	Thrust plate kit; Provides new wear surface for scored or worn housing cover; Contains necessary screws, gskts. and instructions
	1	Pump Repair Kit	69	224-519	VINTAGE
	QTY	GASKETS	YEARS	PART NO.	DESCRIPTION
1	Kit Gasket Set	69	260-1150	VINTAGE; Int. manifold gskt. not incl.; Premium valve stem seals incl.	
1	Valley Pan Gasket Set	69	260-4013	VINTAGE	
QTY	FREEZE PLUGS	YEARS	PART NO.	DESCRIPTION	
1	Brass Block Plug Kit	69	381-8003	VINTAGE	
1	Steel Shallow Cup Freeze Plug	69	381-2189		
1	Steel Shallow Cup Freeze Plug	69	381-2172	1.922" Diameter	

541 400 6.6L (6555cc) OHV V8 (16 Valve) (Buick), 4.04" Bore (GMC Eng.), 4 Bbl. "Eng. Code RS" 1969

	QTY	TIMING	YEARS	PART NO.	DESCRIPTION
	1	3 Piece Set	69	KT3-498S	VINTAGE; 223-398 not sold separately
	1	Timing Chain	69	222-498	48 Links
VALVE TRAIN	QTY	CAMSHAFT/LIFTER	YEARS	PART NO.	DESCRIPTION
	1	Camshaft	69	CS-586	VINTAGE; Use w/KT3-498S timing set; Hydraulic, (050) Duration at .050 Lobe Lift, 225 Exh., 194 Int., 117 Degrees Lobe Separation
	1	Prelube		55-403 Std Only	1.5 oz. packet
	1	Prelube		55-400 Std Only	4 oz. bottle; 1.5 oz. packet No. 55-403 also avail.
	16	Lifter	69	HT-969 Std Only	Use w/hollow push rods; Hyd.; w/.440" wide oil groove
	16	Lifter	69	HT-969R Std Only	Use w/hollow push rods; Speed-Pro Hi-Revolution Hyd.
	16	Lifter	69	HT-896 Std Only	VINTAGE; Use w/solid push rods; Hyd.
	16	Lifter, Bulk	69	HT-969B Std Only	Use w/hollow push rods; Hyd.; Carton of 128
	16	Lifter, Bulk	69	HT-969RB Std Only	Use w/hollow push rods; Speed-Pro Hi-Revolution Hyd.; Carton of 128
	16	Lifter, Bulk	69	HT-896B Std Only	VINTAGE; Use w/solid push rods; Hyd.; Carton of 126
	QTY	PUSH ROD	YEARS	PART NO.	DESCRIPTION
	16	Push Rod	69	RP-3202 Std Only	VINTAGE; 9.3550" O.A.L.
	QTY	VALVE	YEARS	PART NO.	DESCRIPTION
	8	Exhaust	69	V-1799 Std Only	VINTAGE; Chrome plated stem; 1.6250" Head Dia., 0.3725" Stem Dia., 5.1620" O.A.L.
	8	Intake	69	V-1800 Std Only	VINTAGE; Chrome plated stem; 2.0000" Head Dia., 0.3725" Stem Dia., 5.1370" O.A.L.
	QTY	VALVE GUIDE	YEARS	PART NO.	DESCRIPTION
	8	Guide	69	VG-5062 Std Only	Loc. Int.; 0.3735" ID, 2.3800" O.A.L
QTY	VALVE SPRING	YEARS	PART NO.	DESCRIPTION	
16	Spring	69	VS-712 Std Only	VINTAGE; Incl. damper; 2.2000" Free Height	
QTY	VALVE SEAT	YEARS	PART NO.	DESCRIPTION	
8	Seat	69	245-1750-2 Std Only	Loc. Exh.; 1.7550" OD, 1.5000" ID, 0.2160" Depth	
8	Seat	69	245-1750-2N Std Only	Loc. Exh.; Premium Material; 1.7550" OD, 1.5000" ID, 0.2160" Depth	
8	Seat	69	245-2125-2 Std Only	Loc. Int.; 2.1305" OD, 1.8750" ID, 0.2480" Depth	
QTY	VALVE, MISC	YEARS	PART NO.	DESCRIPTION	
32	Keeper	69	VK-97 Std Only	VINTAGE; 1 groove; Square cut key groove	
16	Spring Insert	69	259-100A Std Only	.060"; Carton of 100	
16	Spring Insert	69	259-100B Std Only	VINTAGE; .030"; Carton of 100	
QTY	RINGS	YEARS	PART NO.	DESCRIPTION	
1	Premium Set	69	E-286K Std-30-40-60	VINTAGE; 2-5/64, 1-3/16; Premium Moly	

(continued on next page)

GM Car (Incl. Buick, Cad., Chev., Olds., Pontiac)

400 6.6L (6555cc) OHV V8 (16 Valve) (Buick), 4.04" Bore (GMC Eng.), 4 Bbl. "Eng. Code RS" 1969 541
(cont.)

BLOCK	QTY	RINGS (cont.)	YEARS	PART NO.	DESCRIPTION	BLOCK
	1	Standard Set	69	E-286X Std-30-40	VINTAGE; 2-5/64, 1-3/16; Iron	
	QTY	ENGINE BEARINGS	YEARS	PART NO.	DESCRIPTION	
	1	Main Set	69	4664M Std-10-20-30	VINTAGE	
	1	Rod Set	69	8-3320CP Std-10-20-30	VINTAGE	
	8	Rod Pair	69	3320CP Std-10-20-30	VINTAGE	
	1	Cam Set	69	1422M Std Only	VINTAGE; w/oil hole	
	QTY	OIL PUMP	YEARS	PART NO.	DESCRIPTION	
	1	Pump Repair Kit	69	224-518TP	Thrust plate kit; Provides new wear surface for scored or worn housing cover; Contains necessary screws, gsks. and instructions	
	1	Pump Repair Kit	69	224-519	VINTAGE	
	QTY	GASKETS	YEARS	PART NO.	DESCRIPTION	
	1	Kit Gasket Set	69	260-1150	VINTAGE; Int. manifold gskt. not incl.; Premium valve stem seals incl.	
	1	Valley Pan Gasket Set	69	260-4013	VINTAGE	
	QTY	FREEZE PLUGS	YEARS	PART NO.	DESCRIPTION	
	1	Brass Block Plug Kit	69	381-8003	VINTAGE	
	1	Steel Shallow Cup Freeze Plug	69	381-2189		
	1	Steel Shallow Cup Freeze Plug	69	381-2172	1.922" Diameter	

400 6.6L (6555cc) OHV V8 (16 Valve) (Pontiac), 4.121" Bore (GMC Eng.), 2 Bbl. "VIN N" 1976 542

VALVE TRAIN	QTY	TIMING	YEARS	PART NO.	DESCRIPTION	VALVE TRAIN
	1	3 Piece Set	76	KT3-350S	VINTAGE; 223-305, 223-371 not sold separately; (1) 222-350; (1) 223-305; (1) 223-371	
	QTY	CAMSHAFT/LIFTER	YEARS	PART NO.	DESCRIPTION	
	16	Lifter	76	HT-951 Std Only	Hyd.	
	16	Lifter, Bulk	76	HT-951B Std Only	Hyd.; Carton of 128	
	QTY	PUSH ROD	YEARS	PART NO.	DESCRIPTION	
	16	Push Rod	76	RP-3229R Std Only	Chrome-Moly; 9.1300" O.A.L.	
	16	Push Rod	76	RP-3028 Std Only	VINTAGE; 9.1360" O.A.L.	
	16	Push Rod, Bulk	76	BRP-3028 Std Only	VINTAGE; Carton of 100; 9.1360" O.A.L.	
	QTY	ROCKER PARTS	YEARS	PART NO.	DESCRIPTION	
	16	Arm Assy.	76	R-1032 Std Only	Incl. arm, ball & nut	
	16	Arm Assy., Bulk	76	R-1032B Std Only	Incl. arm, ball & nut; Carton of 64	
	16	Arm	76	R-849A Std Only		
	16	Nut	76	MR-1934 Std Only	3/8" x 24 UNF	
	QTY	VALVE	YEARS	PART NO.	DESCRIPTION	
	8	Exhaust	76	V-1963 Std Only	VINTAGE; Chrome plated stem; 1.6610" Head Dia., 0.3410" Stem Dia., 4.9610" O.A.L.	
	8	Intake	76	V-1903 Std Only	VINTAGE; Chrome plated stem; 2.1100" Head Dia., 0.3420" Stem Dia., 4.9820" O.A.L.	
	QTY	VALVE GUIDE	YEARS	PART NO.	DESCRIPTION	
	16	Guide	76	VG-5002 Std Only	0.3420" ID, 3.0600" O.A.L	
	16	Guide	76	VG-5002T Std Only	Threaded; 0.3430" ID, 3.0630" O.A.L	
	16	Guide, Bulk	76	VG-5002B Std Only	Carton of 50; 0.3420" ID, 3.0600" O.A.L	
	16	Guide, Bulk	76	VG-5002TB Std Only	Threaded; Carton of 50; 0.3430" ID, 3.0630" O.A.L	
	QTY	VALVE SPRING	YEARS	PART NO.	DESCRIPTION	
	16	Spring	76	VS-651 Std Only	VINTAGE; Loc. Inner; 1.7600" Free Height	
	16	Spring	76	VS-665 Std Only	VINTAGE; Loc. Outer; 1.9400" Free Height	
	QTY	VALVE SEAL	YEARS	PART NO.	DESCRIPTION	
	16	Valve Stem Seal	76	MV-1233C Std Only	O-Ring; (RBB) Rubber	
	16	Valve Stem Seal	76	ST-2092 Std Only	Positive type, Metal Clad; (RBB) Rubber	
	16	Valve Stem Seal	76	ST-2003 Std Only	Positive type; Installation requires valve guide machining; (RBB) Rubber	
	16	Valve Stem Seal Bulk	76	MV-1233 Std Only	O-Ring; Carton of 100; (RBB) Rubber	
	16	Valve Stem Seal Bulk	76	ST-2003BC Std Only	Positive type; Installation requires valve guide machining; Carton of 100; (RBB) Rubber	
	QTY	VALVE SEAT	YEARS	PART NO.	DESCRIPTION	
	8	Seat	76	245-1750-2 Std Only	Loc. Exh.; 1.7550" OD, 1.5000" ID, 0.2160" Depth	
	8	Seat	76	245-1750-2N Std Only	Loc. Exh.; Premium Material; 1.7550" OD, 1.5000" ID, 0.2160" Depth	
	8	Seat	76	245-2125-2 Std Only	Loc. Int.; 2.1305" OD, 1.8750" ID, 0.2480" Depth	
	QTY	VALVE, MISC	YEARS	PART NO.	DESCRIPTION	
	32	Keeper	76	VK-115A Std Only	1 groove; Square cut key groove; Carton pack 24	
	32	Keeper	76	VK-115 Std Only	1 groove; Square cut key groove; Carton pack 32	
	32	Keeper	76	VK-115R Std Only	1 groove; Square cut key groove; Hardened	
	32	Keeper, Bulk	76	VK-115B Std Only	1 groove; Square cut key groove; Carton of 1000	

(continued on next page)

GM Car (Incl. Buick, Cad., Chev., Olds., Pontiac)

542 400 6.6L (6555cc) OHV V8 (16 Valve) (Pontiac), 4.121" Bore (GMC Eng.), 2 Bbl. "VIN N" 1976
(cont.)

QTY	VALVE, MISC (cont.)	YEARS	PART NO.	DESCRIPTION
16	Spring Insert	76	259-305A Std Only	.060"; Carton of 100
16	Spring Insert	76	259-305B Std Only	VINTAGE; .030"; Carton of 100
QTY	PISTON	YEARS	PART NO.	DESCRIPTION
8	Cast Piston	76	411NP Std-20-30-40-60	VINTAGE; Cast; .9804" Pin Dia.; 2 Rings 5/64 Groove, 1 Ring 3/16 Groove, 1.700 CD, Flat Head w/4 valve reliefs - 7.6:1 C.R.
8	Cast Piston - Individual	76	W411NP Std-20-30-40-60	VINTAGE; Cast; .9804" Pin Dia.; 2 Rings 5/64 Groove, 1 Ring 3/16 Groove, 1.700 CD, Flat Head w/4 valve reliefs - 7.6:1 C.R.
QTY	RINGS	YEARS	PART NO.	DESCRIPTION
1	Premium Set	76	E-299K Std-20-30-40-60	VINTAGE; 2-5/64, 1-3/16; Premium Moly
1	Standard Set	76	E-299X Std-30-40-60	VINTAGE; 2-5/64, 1-3/16; Iron
QTY	ENGINE BEARINGS	YEARS	PART NO.	DESCRIPTION
1	Main Set	76	113M Std-10-20	Performance; 3/4 grooved
1	Main Set	76	4040M Std-1-10-20-30	VINTAGE; Grooved upper main brgs.
1	Rod Set	76	8-7050CH Std-10-20	Performance
1	Rod Set	76	8-1555CPA Std-10-20-30-40	VINTAGE
8	Rod Pair	76	1555CPA Std-10-20-30-40	VINTAGE
1	Cam Set	76	1220M Std Only	
QTY	OIL PUMP	YEARS	PART NO.	DESCRIPTION
1	Oil Pump	76	224-43364S	High Pressure; 3/4" inlet tube; Incl. screen
1	Oil Pump	76	224-43629	Pontiac Bonneville Base, Brougham, Catalina Base, Grand LeMans Base, Grand Prix Base, LeMans Base, Sport; VINTAGE; 30% more pressure than 22443364S
1	Inter. Shaft	76	224-61236	
QTY	GASKETS	YEARS	PART NO.	DESCRIPTION
1	Kit Gasket Set	76	260-1025	VINTAGE
QTY	FREEZE PLUGS	YEARS	PART NO.	DESCRIPTION
1	Brass Block Plug Kit	76	381-8021	VINTAGE
1	Steel Block Plug Kit	76	381-4028	
1	Brass Deep Cup Freeze Plug	76	381-9010	0.938" Diameter
1	Brass Deep Cup Freeze Plug	76	381-9026	1.953" Diameter
1	Steel Deep Cup Freeze Plug	76	381-3039	0.938" Diameter
1	Steel Deep Cup Freeze Plug	76	381-3042	1.953" Diameter
1	Steel Deep Cup Freeze Plug	76	381-3112	2.063" Diameter

543 400 6.6L (6555cc) OHV V8 (16 Valve) (Pontiac), 4.121" Bore (GMC Eng.), 2 Bbl. "VIN P" 1974-1972

QTY	TIMING	YEARS	PART NO.	DESCRIPTION
1	3 Piece Set	74-72	KT3-350S	VINTAGE; 223-305, 223-371 not sold separately; (1) 222-350; (1) 223-305; (1) 223-371
QTY	CAMSHAFT/LIFTER	YEARS	PART NO.	DESCRIPTION
16	Lifter	74-72	HT-951 Std Only	Hyd.
16	Lifter, Bulk	74-72	HT-951B Std Only	Hyd.; Carton of 128
QTY	PUSH ROD	YEARS	PART NO.	DESCRIPTION
16	Push Rod	74-72	RP-3229R Std Only	Chrome-Moly; 9.1300" O.A.L.
16	Push Rod	74-72	RP-3028 Std Only	VINTAGE; 9.1360" O.A.L.
16	Push Rod, Bulk	74-72	BRP-3028 Std Only	VINTAGE; Carton of 100; 9.1360" O.A.L.
QTY	ROCKER PARTS	YEARS	PART NO.	DESCRIPTION
16	Arm Assy.	74-72	R-1032 Std Only	Incl. arm, ball & nut
16	Arm Assy., Bulk	74-72	R-1032B Std Only	Incl. arm, ball & nut; Carton of 64
16	Arm	74-72	R-849A Std Only	
16	Nut	74-72	MR-1934 Std Only	3/8" x 24 UNF
QTY	VALVE	YEARS	PART NO.	DESCRIPTION
8	Exhaust	74-73	V-1963 Std Only	VINTAGE; Chrome plated stem; 1.6610" Head Dia., 0.3410" Stem Dia., 4.9610" O.A.L.
8	Exhaust	72	V-1832 Std Only	VINTAGE; Chrome plated stem; 1.6600" Head Dia., 0.3405" Stem Dia., 4.9840" O.A.L.
8	Intake	74-72	V-1964 Std Only	VINTAGE; Chrome plated stem; 1.9600" Head Dia., 0.3415" Stem Dia., 4.9800" O.A.L.
QTY	VALVE GUIDE	YEARS	PART NO.	DESCRIPTION
16	Guide	74-72	VG-5002 Std Only	0.3420" ID, 3.0600" O.A.L
16	Guide	74-72	VG-5002T Std Only	Threaded; 0.3430" ID, 3.0630" O.A.L
16	Guide, Bulk	74-72	VG-5002B Std Only	Carton of 50; 0.3420" ID, 3.0600" O.A.L
16	Guide, Bulk	74-72	VG-5002TB Std Only	Threaded; Carton of 50; 0.3430" ID, 3.0630" O.A.L
QTY	VALVE SPRING	YEARS	PART NO.	DESCRIPTION
16	Spring	74-72	VS-651 Std Only	VINTAGE; Loc. Inner; 1.7600" Free Height
16	Spring	74-72	VS-665 Std Only	VINTAGE; Loc. Outer; 1.9400" Free Height

(continued on next page)

GM Car (Incl. Buick, Cad., Chev., Olds., Pontiac)

400 6.6L (6555cc) OHV V8 (16 Valve) (Pontiac), 4.121" Bore (GMC Eng.), 2 Bbl. "VIN P" 1974-1972 543
(cont.)

QTY	VALVE SEAL	YEARS	PART NO.	DESCRIPTION
16	Valve Stem Seal	74-72	MV-1233C Std Only	O-Ring; (RBB) Rubber
16	Valve Stem Seal	74-72	ST-2092 Std Only	Positive type, Metal Clad; (RBB) Rubber
16	Valve Stem Seal	74-72	ST-2003 Std Only	Positive type; Installation requires valve guide machining; (RBB) Rubber
16	Valve Stem Seal Bulk	74-72	MV-1233 Std Only	O-Ring; Carton of 100; (RBB) Rubber
16	Valve Stem Seal Bulk	74-72	ST-2003BC Std Only	Positive type; Installation requires valve guide machining; Carton of 100; (RBB) Rubber
VALVE TRAIN				
QTY	VALVE SEAT	YEARS	PART NO.	DESCRIPTION
8	Seat	74	245-1750-2 Std Only	Loc. Exh.; 1.7550" OD, 1.5000" ID, 0.2160" Depth
8	Seat	74	245-1750-2N Std Only	Loc. Exh.; Premium Material; 1.7550" OD, 1.5000" ID, 0.2160" Depth
8	Seat	74	245-2125-2 Std Only	Loc. Int.; 2.1305" OD, 1.8750" ID, 0.2480" Depth
8	Seat	73-72	245-1750-2 Std Only	Loc. Exh.; Use w/V-1823, V-1832, V-1963 & V-1813; 1.7550" OD, 1.5000" ID, 0.2160" Depth
8	Seat	73-72	245-1750-2N Std Only	Loc. Exh.; Use w/V-1823, V-1832, V-1963 & V-1813; Premium Material; 1.7550" OD, 1.5000" ID, 0.2160" Depth
8	Seat	73-72	245-1812-1 Std Only	Loc. Exh.; Use w/V-1946, V-3923 & V-1902; 1.8175" OD, 1.5625" ID, 0.2480" Depth
8	Seat	73-72	245-1812-1N Std Only	Loc. Exh.; Use w/V-1946, V-3923 & V-1902; Premium Material; 1.8175" OD, 1.5625" ID, 0.2480" Depth
8	Seat	73-72	245-2125-1 Std Only	Loc. Int.; Use w/V-1824 & V-1964; 2.1305" OD, 1.8125" ID, 0.2480" Depth
8	Seat	73-72	245-2125-2 Std Only	Loc. Int.; Use w/V-1903 & V-1826; 2.1305" OD, 1.8750" ID, 0.2480" Depth
VALVE, MISC				
32	Keeper	74-72	VK-115A Std Only	1 groove; Square cut key groove; Carton pack 24
32	Keeper	74-72	VK-115 Std Only	1 groove; Square cut key groove; Carton pack 32
32	Keeper	74-72	VK-115R Std Only	1 groove; Square cut key groove; Hardened
32	Keeper, Bulk	74-72	VK-115B Std Only	1 groove; Square cut key groove; Carton of 1000
16	Spring Insert	74-72	259-305A Std Only	.060"; Carton of 100
16	Spring Insert	74-72	259-305B Std Only	VINTAGE; .030"; Carton of 100
PISTON				
8	Cast Piston	74-72	411NP Std-20-30-40-60	VINTAGE; Cast; .9804" Pin Dia.; 2 Rings 5/64 Groove, 1 Ring 3/16 Groove, 1.700 CD, Flat Head w/4 valve reliefs - 7.6:1 C.R.
8	Cast Piston - Individual	74-72	W411NP Std-20-30-40-60	VINTAGE; Cast; .9804" Pin Dia.; 2 Rings 5/64 Groove, 1 Ring 3/16 Groove, 1.700 CD, Flat Head w/4 valve reliefs - 7.6:1 C.R.
8	POWERFORGED	74-72	L-2262F Std-20-30-40-60	10.75:1 C.R.; Powerforged; Pin wt. = 250 gr.; 0.9802" Pin Dia.; 2 Rings 5/64 Groove, 1 Ring 3/16 Groove, 1.714 CD, Flat, 4 reliefs; DUROSHIELD® skirt coated piston
8	POWERFORGED Piston-Individual	74-72	WL-2262F Std-20-30-40-60	10.75:1 C.R.; Powerforged; Pin wt. = 250 gr.; 0.9802" Pin Dia.; 2 Rings 5/64 Groove, 1 Ring 3/16 Groove, 1.714 CD, Flat, 4 reliefs; DUROSHIELD® skirt coated piston
RINGS				
1	Premium Set	74-72	E-299K Std-20-30-40-60	VINTAGE; 2-5/64, 1-3/16; Premium Moly
1	Standard Set	74-72	E-299X Std-30-40-60	VINTAGE; 2-5/64, 1-3/16; Iron
ENGINE BEARINGS				
1	Main Set	74-72	113M Std-10-20	Performance; 3/4 grooved
1	Main Set	74-72	4040M Std-1-10-20-30	VINTAGE; Grooved upper main brgs.
1	Rod Set	74-72	8-7050CH Std-10-20	Performance
1	Rod Set	74-72	8-1555CPA Std-10-20-30-40	VINTAGE
8	Rod Pair	74-72	1555CPA Std-10-20-30-40	VINTAGE
1	Cam Set	74-72	1220M Std Only	VINTAGE
OIL PUMP				
1	Oil Pump	74-72	224-43364S	High Pressure; 3/4" inlet tube; Incl. screen
1	Inter. Shaft	74-72	224-61236	
GASKETS				
1	Kit Gasket Set	74-72	260-1025	VINTAGE
FREEZE PLUGS				
1	Brass Block Plug Kit	74-72	381-8021	VINTAGE
1	Steel Block Plug Kit	74-72	381-4028	
1	Brass Deep Cup Freeze Plug	74-72	381-9010	0.938" Diameter
1	Brass Deep Cup Freeze Plug	74-72	381-9026	1.953" Diameter
1	Steel Deep Cup Freeze Plug	74-72	381-3039	0.938" Diameter
1	Steel Deep Cup Freeze Plug	74-72	381-3042	1.953" Diameter
1	Steel Deep Cup Freeze Plug	74-72	381-3112	2.063" Diameter

GM Car (Incl. Buick, Cad., Chev., Olds., Pontiac)

544 400 6.6L (6555cc) OHV V8 (16 Valve) (Pontiac), 4.121" Bore (GMC Eng.), 2 Bbl. "VIN R" 1975-1972

QTY	TIMING	YEARS	PART NO.	DESCRIPTION
1	3 Piece Set	75-72	KT3-350S	VINTAGE; 223-305, 223-371 not sold separately; (1) 222-350; (1) 223-305; (1) 223-371
16 16	CAMSHAFT/LIFTER Lifter Lifter, Bulk	75-72 75-72	HT-951 Std Only HT-951B Std Only	Hyd. Hyd.; Carton of 128
16 16 16	PUSH ROD Push Rod Push Rod Push Rod, Bulk	75-72 75-72 75-72	RP-3229R Std Only RP-3028 Std Only BRP-3028 Std Only	Chrome-Moly; 9.1300" O.A.L. VINTAGE; 9.1360" O.A.L. VINTAGE; Carton of 100; 9.1360" O.A.L.
16 16 16 16	ROCKER PARTS Arm Assy. Arm Assy., Bulk Arm Nut	75-72 75-72 75-72 75-72	R-1032 Std Only R-1032B Std Only R-849A Std Only MR-1934 Std Only	Incl. arm, ball & nut Incl. arm, ball & nut; Carton of 64 3/8" x 24 UNF
8 8 8 8	VALVE Exhaust Exhaust Intake Intake	75-73 72 75 74-72	V-1963 Std Only V-1832 Std Only V-1903 Std Only V-1964 Std Only	VINTAGE; Chrome plated stem; 1.6610" Head Dia., 0.3410" Stem Dia., 4.9610" O.A.L. VINTAGE; Chrome plated stem; 1.6600" Head Dia., 0.3405" Stem Dia., 4.9840" O.A.L. VINTAGE; Chrome plated stem; 2.1100" Head Dia., 0.3420" Stem Dia., 4.9820" O.A.L. VINTAGE; Chrome plated stem; 1.9600" Head Dia., 0.3415" Stem Dia., 4.9800" O.A.L.
16 16 16 16	VALVE GUIDE Guide Guide Guide, Bulk Guide, Bulk	75-72 75-72 75-72 75-72	VG-5002 Std Only VG-5002T Std Only VG-5002B Std Only VG-5002TB Std Only	0.3420" ID, 3.0600" O.A.L Threaded; 0.3430" ID, 3.0630" O.A.L Carton of 50; 0.3420" ID, 3.0600" O.A.L Threaded; Carton of 50; 0.3430" ID, 3.0630" O.A.L
16 16	VALVE SPRING Spring Spring	75-72 75-72	VS-651 Std Only VS-665 Std Only	VINTAGE; Loc. Inner; 1.7600" Free Height VINTAGE; Loc. Outer; 1.9400" Free Height
16 16 16 16 16	VALVE SEAL Valve Stem Seal Valve Stem Seal Valve Stem Seal Valve Stem Seal Bulk Valve Stem Seal Bulk	75-72 75-72 75-72 75-72 75-72	MV-1233C Std Only ST-2092 Std Only ST-2003 Std Only MV-1233 Std Only ST-2003BC Std Only	O-Ring; (RBB) Rubber Positive type, Metal Clad; (RBB) Rubber Positive type; Installation requires valve guide machining; (RBB) Rubber O-Ring; Carton of 100; (RBB) Rubber Positive type; Installation requires valve guide machining; Carton of 100; (RBB) Rubber
8 8 8 8 8 8 8 8 8 8	VALVE SEAT Seat Seat Seat Seat Seat Seat Seat Seat Seat Seat	75-74 75-74 75-74 73-72 73-72 73-72 73-72 73-72 73-72 73-72 73-72	245-1750-2 Std Only 245-1750-2N Std Only 245-2125-2 Std Only 245-1750-2 Std Only 245-1750-2N Std Only 245-1812-1 Std Only 245-1812-1N Std Only 245-2125-1 Std Only 245-2125-2 Std Only	Loc. Exh.; 1.7550" OD, 1.5000" ID, 0.2160" Depth Loc. Exh.; Premium Material; 1.7550" OD, 1.5000" ID, 0.2160" Depth Loc. Int.; 2.1305" OD, 1.8750" ID, 0.2480" Depth Loc. Exh.; Use w/V-1823, V-1832, V-1963 & V-1813; 1.7550" OD, 1.5000" ID, 0.2160" Depth Loc. Exh.; Use w/V-1823, V-1832, V-1963 & V-1813; Premium Material; 1.7550" OD, 1.5000" ID, 0.2160" Depth Loc. Exh.; Use w/V-1946, V-3923 & V-1902; 1.8175" OD, 1.5625" ID, 0.2480" Depth Loc. Exh.; Use w/V-1946, V-3923 & V-1902; Premium Material; 1.8175" OD, 1.5625" ID, 0.2480" Depth Loc. Int.; Use w/V-1824 & V-1964; 2.1305" OD, 1.8125" ID, 0.2480" Depth Loc. Int.; Use w/V-1903 & V-1826; 2.1305" OD, 1.8750" ID, 0.2480" Depth
32 32 32 32 16 16	VALVE, MISC Keeper Keeper Keeper Keeper, Bulk Spring Insert Spring Insert	75-72 75-72 75-72 75-72 75-72 75-72	VK-115A Std Only VK-115 Std Only VK-115R Std Only VK-115B Std Only 259-305A Std Only 259-305B Std Only	1 groove; Square cut key groove; Carton pack 24 1 groove; Square cut key groove; Carton pack 32 1 groove; Square cut key groove; Hardened 1 groove; Square cut key groove; Carton of 1000 .060"; Carton of 100 VINTAGE; .030"; Carton of 100
8 8	PISTON Cast Piston Cast Piston - Individual	75-72 75-72	411NP Std-20-30-40-60 W411NP Std-20-30-40-60	VINTAGE; Cast; .9804" Pin Dia.; 2 Rings 5/64 Groove, 1 Ring 3/16 Groove, 1.700 CD, Flat Head w/4 valve reliefs - 7.6:1 C.R. VINTAGE; Cast; .9804" Pin Dia.; 2 Rings 5/64 Groove, 1 Ring 3/16 Groove, 1.700 CD, Flat Head w/4 valve reliefs - 7.6:1 C.R.

VALVE TRAIN

VALVE TRAIN

(continued on next page)

GM Car (Incl. Buick, Cad., Chev., Olds., Pontiac)

400 6.6L (6555cc) OHV V8 (16 Valve) (Pontiac), 4.121" Bore (GMC Eng.), 2 Bbl. "VIN R" 1975-1972 544
(cont.)

QTY	PART NO.	YEARS	PART NO.	DESCRIPTION
8	PISTON (cont.) POWERFORGED	74-72	L-2262F Std-20-30-40-60	10.75:1 C.R.; Powerforged; Pin wt. = 250 gr.; 0.9802" Pin Dia.; 2 Rings 5/64 Groove, 1 Ring 3/16 Groove, 1.714 CD, Flat, 4 reliefs; DUROSHIELD® skirt coated piston
8	POWERFORGED Piston-Individual	74-72	WL-2262F Std-20-30-40-60	10.75:1 C.R.; Powerforged; Pin wt. = 250 gr.; 0.9802" Pin Dia.; 2 Rings 5/64 Groove, 1 Ring 3/16 Groove, 1.714 CD, Flat, 4 reliefs; DUROSHIELD® skirt coated piston
QTY	RINGS	YEARS	PART NO.	DESCRIPTION
1	Premium Set	75-72	E-299K Std-20-30-40-60	VINTAGE; 2-5/64, 1-3/16; Premium Moly
1	Standard Set	75-72	E-299X Std-30-40-60	VINTAGE; 2-5/64, 1-3/16; Iron
QTY	ENGINE BEARINGS	YEARS	PART NO.	DESCRIPTION
1	Main Set	75-72	113M Std-10-20	Performance; 3/4 grooved
1	Main Set	75-72	4040M Std-1-10-20-30	VINTAGE; Grooved upper main brgs.
1	Rod Set	75-72	8-7050CH Std-10-20	Performance
1	Rod Set	75-72	8-1555CPA Std-10-20-30-40	VINTAGE
8	Rod Pair	75-72	1555CPA Std-10-20-30-40	VINTAGE
1	Cam Set	75-72	1220M Std Only	
QTY	OIL PUMP	YEARS	PART NO.	DESCRIPTION
1	Oil Pump	75-72	224-43364S	High Pressure; 3/4" inlet tube; Incl. screen
1	Oil Pump	75	224-43629	Pontiac Bonneville Base, Catalina Base, Grand Am Base, Grand LeMans Safari, Grand Prix LJ, SJ, Grand Ville Brougham, LeMans Safari; VINTAGE; 30% more pressure than 22443364S
1	Inter. Shaft	75-72	224-61236	
QTY	GASKETS	YEARS	PART NO.	DESCRIPTION
1	Kit Gasket Set	75-72	260-1025	VINTAGE
QTY	FREEZE PLUGS	YEARS	PART NO.	DESCRIPTION
1	Brass Block Plug Kit	75-72	381-8021	VINTAGE
1	Steel Block Plug Kit	75-72	381-4028	
1	Brass Deep Cup Freeze Plug	75-72	381-9010	0.938" Diameter
1	Brass Deep Cup Freeze Plug	75-72	381-9026	1.953" Diameter
1	Steel Deep Cup Freeze Plug	75-72	381-3039	0.938" Diameter
1	Steel Deep Cup Freeze Plug	75-72	381-3042	1.953" Diameter
1	Steel Deep Cup Freeze Plug	75-72	381-3112	2.063" Diameter

400 6.6L (6555cc) OHV V8 (16 Valve) (Pontiac), 4.121" Bore (GMC Eng.), 4 Bbl. "VIN S" 1976-1972 545

QTY	TIMING	YEARS	PART NO.	DESCRIPTION
1	3 Piece Set	76-72	KT3-350S	VINTAGE; 223-305, 223-371 not sold separately; (1) 222-350; (1) 223-305; (1) 223-371
QTY	CAMSHAFT/LIFTER	YEARS	PART NO.	DESCRIPTION
1	Camshaft	76-72	CS-641	VINTAGE; w/A/T; Hydraulic, (050) Duration at .050 Lobe Lift, 208 Exh., 198 Int., 111 Degrees Lobe Separation
1	Prelube		55-403 Std Only	1.5 oz. packet
1	Prelube		55-400 Std Only	4 oz. bottle; 1.5 oz. packet No. 55-403 also avail.
16	Lifter	76-72	HT-951 Std Only	Hyd.
16	Lifter, Bulk	76-72	HT-951B Std Only	Hyd.; Carton of 128
QTY	PUSH ROD	YEARS	PART NO.	DESCRIPTION
16	Push Rod	76-72	RP-3229R Std Only	Chrome-Moly; 9.1300" O.A.L.
16	Push Rod	76-72	RP-3028 Std Only	VINTAGE; 9.1360" O.A.L.
16	Push Rod, Bulk	76-72	BRP-3028 Std Only	VINTAGE; Carton of 100; 9.1360" O.A.L.
QTY	ROCKER PARTS	YEARS	PART NO.	DESCRIPTION
16	Arm Assy.	76-72	R-1032 Std Only	Incl. arm, ball & nut
16	Arm Assy., Bulk	76-72	R-1032B Std Only	Incl. arm, ball & nut; Carton of 64
16	Arm	76-72	R-849A Std Only	
16	Nut	76-72	MR-1934 Std Only	3/8" x 24 UNF
QTY	VALVE	YEARS	PART NO.	DESCRIPTION
8	Exhaust	76-73	V-1963 Std Only	VINTAGE; Chrome plated stem; 1.6610" Head Dia., 0.3410" Stem Dia., 4.9610" O.A.L.
8	Exhaust	72	V-1902 Std Only	VINTAGE; Chrome plated stem; 1.7720" Head Dia., 0.3411" Stem Dia., 4.9764" O.A.L.
8	Intake	76-72	V-1903 Std Only	VINTAGE; Chrome plated stem; 2.1100" Head Dia., 0.3420" Stem Dia., 4.9820" O.A.L.
QTY	VALVE GUIDE	YEARS	PART NO.	DESCRIPTION
16	Guide	76-72	VG-5002 Std Only	0.3420" ID, 3.0600" O.A.L.
16	Guide	76-72	VG-5002T Std Only	Threaded; 0.3430" ID, 3.0630" O.A.L.
16	Guide, Bulk	76-72	VG-5002B Std Only	Carton of 50; 0.3420" ID, 3.0600" O.A.L.
16	Guide, Bulk	76-72	VG-5002TB Std Only	Threaded; Carton of 50; 0.3430" ID, 3.0630" O.A.L.
QTY	VALVE SPRING	YEARS	PART NO.	DESCRIPTION
16	Spring	76-72	VS-651 Std Only	VINTAGE; Loc. Inner; 1.7600" Free Height

(continued on next page)

GM Car (Incl. Buick, Cad., Chev., Olds., Pontiac)

545 400 6.6L (6555cc) OHV V8 (16 Valve) (Pontiac), 4.121" Bore (GMC Eng.), 4 Bbl. "VIN S" 1976-1972
(cont.)

QTY	VALVE SPRING (cont.)	YEARS	PART NO.	DESCRIPTION
16	Spring	76-72	VS-665 Std Only	VINTAGE; Loc. Outer; 1.9400" Free Height
QTY	VALVE SEAL	YEARS	PART NO.	DESCRIPTION
16	Valve Stem Seal	76-72	MV-1233C Std Only	O-Ring; (RBB) Rubber
16	Valve Stem Seal	76-72	ST-2092 Std Only	Positive type, Metal Clad; (RBB) Rubber
16	Valve Stem Seal	76-72	ST-2003 Std Only	Positive type; Installation requires valve guide machining; (RBB) Rubber
16	Valve Stem Seal Bulk	76-72	MV-1233 Std Only	O-Ring; Carton of 100; (RBB) Rubber
16	Valve Stem Seal Bulk	76-72	ST-2003BC Std Only	Positive type; Installation requires valve guide machining; Carton of 100; (RBB) Rubber
QTY	VALVE SEAT	YEARS	PART NO.	DESCRIPTION
8	Seat	76-74	245-1750-2 Std Only	Loc. Exh.; 1.7550" OD, 1.5000" ID, 0.2160" Depth
8	Seat	76-74	245-1750-2N Std Only	Loc. Exh.; Premium Material; 1.7550" OD, 1.5000" ID, 0.2160" Depth
8	Seat	76-74	245-2125-2 Std Only	Loc. Int.; 2.1305" OD, 1.8750" ID, 0.2480" Depth
8	Seat	73-72	245-1750-2 Std Only	Loc. Exh.; Use w/V-1823, V-1832, V-1963 & V-1813; 1.7550" OD, 1.5000" ID, 0.2160" Depth
8	Seat	73-72	245-1750-2N Std Only	Loc. Exh.; Use w/V-1823, V-1832, V-1963 & V-1813; Premium Material; 1.7550" OD, 1.5000" ID, 0.2160" Depth
8	Seat	73-72	245-1812-1 Std Only	Loc. Exh.; Use w/V-1946, V-3923 & V-1902; 1.8175" OD, 1.5625" ID, 0.2480" Depth
8	Seat	73-72	245-1812-1N Std Only	Loc. Exh.; Use w/V-1946, V-3923 & V-1902; Premium Material; 1.8175" OD, 1.5625" ID, 0.2480" Depth
8	Seat	73-72	245-2125-1 Std Only	Loc. Int.; Use w/V-1824 & V-1964; 2.1305" OD, 1.8125" ID, 0.2480" Depth
8	Seat	73-72	245-2125-2 Std Only	Loc. Int.; Use w/V-1903 & V-1826; 2.1305" OD, 1.8750" ID, 0.2480" Depth
QTY	VALVE, MISC	YEARS	PART NO.	DESCRIPTION
32	Keeper	76-72	VK-115A Std Only	1 groove; Square cut key groove; Carton pack 24
32	Keeper	76-72	VK-115 Std Only	1 groove; Square cut key groove; Carton pack 32
32	Keeper	76-72	VK-115R Std Only	1 groove; Square cut key groove; Hardened
32	Keeper, Bulk	76-72	VK-115B Std Only	1 groove; Square cut key groove; Carton of 1000
16	Spring Insert	76-72	259-305A Std Only	.060"; Carton of 100
16	Spring Insert	76-72	259-305B Std Only	VINTAGE; .030"; Carton of 100
QTY	PISTON	YEARS	PART NO.	DESCRIPTION
8	Cast Piston	76-72	411NP Std-20-30-40-60	VINTAGE; Cast; .9804" Pin Dia.; 2 Rings 5/64 Groove, 1 Ring 3/16 Groove, 1.700 CD, Flat Head w/4 valve reliefs - 7.6:1 C.R.
8	Cast Piston - Individual	76-72	W411NP Std-20-30-40-60	VINTAGE; Cast; .9804" Pin Dia.; 2 Rings 5/64 Groove, 1 Ring 3/16 Groove, 1.700 CD, Flat Head w/4 valve reliefs - 7.6:1 C.R.
8	POWERFORGED	74-72	L-2262F Std-20-30-40-60	10.75:1 C.R.; Powerforged; Pin wt. = 250 gr.; 0.9802" Pin Dia.; 2 Rings 5/64 Groove, 1 Ring 3/16 Groove, 1.714 CD, Flat, 4 reliefs; DUROSHIELD® skirt coated piston
8	POWERFORGED Piston-Individual	74-72	WL-2262F Std-20-30-40-60	10.75:1 C.R.; Powerforged; Pin wt. = 250 gr.; 0.9802" Pin Dia.; 2 Rings 5/64 Groove, 1 Ring 3/16 Groove, 1.714 CD, Flat, 4 reliefs; DUROSHIELD® skirt coated piston
QTY	RINGS	YEARS	PART NO.	DESCRIPTION
1	Premium Set	76-72	E-299K Std-20-30-40-60	VINTAGE; 2-5/64, 1-3/16; Premium Moly
1	Standard Set	76-72	E-299X Std-30-40-60	VINTAGE; 2-5/64, 1-3/16; Iron
QTY	ENGINE BEARINGS	YEARS	PART NO.	DESCRIPTION
1	Main Set	76-72	113M Std-10-20	Performance; 3/4 grooved
1	Main Set	76-72	4040M Std-1-10-20-30	VINTAGE; Grooved upper main brgs.
1	Rod Set	76-72	8-7050CH Std-10-20	Performance
1	Rod Set	76-72	8-1555CPA Std-10-20-30-40	VINTAGE
8	Rod Pair	76-72	1555CPA Std-10-20-30-40	VINTAGE
1	Cam Set	76-72	1220M Std Only	
QTY	OIL PUMP	YEARS	PART NO.	DESCRIPTION
1	Oil Pump	76-72	224-43364S	High Pressure; 3/4" inlet tube; Incl. screen
1	Oil Pump	75	224-43629	VINTAGE; 30% more pressure than 22443364S
1	Inter. Shaft	76-72	224-61236	
QTY	GASKETS	YEARS	PART NO.	DESCRIPTION
1	Kit Gasket Set	76-72	260-1025	VINTAGE
QTY	FREEZE PLUGS	YEARS	PART NO.	DESCRIPTION
1	Brass Block Plug Kit	76-72	381-8021	VINTAGE
1	Steel Block Plug Kit	76-72	381-4028	
1	Brass Deep Cup Freeze Plug	76-72	381-9010	0.938" Diameter
1	Brass Deep Cup Freeze Plug	76-72	381-9026	1.953" Diameter
1	Steel Deep Cup Freeze Plug	76-72	381-3039	0.938" Diameter
1	Steel Deep Cup Freeze Plug	76-72	381-3042	1.953" Diameter

(continued on next page)

GM Car (Incl. Buick, Cad., Chev., Olds., Pontiac)

400 6.6L (6555cc) OHV V8 (16 Valve) (Pontiac), 4.121" Bore (GMC Eng.), 4 Bbl. "VIN S" 1976-1972 545
(cont.)

QTY	FREEZE PLUGS (cont.)	YEARS	PART NO.	DESCRIPTION
1	Steel Deep Cup Freeze Plug	76-72	381-3112	2.063" Diameter
400 6.6L (6555cc) OHV V8 (16 Valve) (Pontiac), 4.121" Bore (GMC Eng.), 4 Bbl. "VIN T" 1974-1972 546				
QTY	TIMING	YEARS	PART NO.	DESCRIPTION
1	3 Piece Set	74-72	KT3-350S	VINTAGE; 223-305, 223-371 not sold separately; (1) 222-350; (1) 223-305; (1) 223-371
QTY	CAMSHAFT/LIFTER	YEARS	PART NO.	DESCRIPTION
1	Camshaft	74-72	CS-641	VINTAGE; w/A/T; Hydraulic, (050) Duration at .050 Lobe Lift, 208 Exh., 198 Int., 111 Degrees Lobe Separation
1	Prelube		55-403 Std Only	1.5 oz. packet
1	Prelube		55-400 Std Only	4 oz. bottle; 1.5 oz. packet No. 55-403 also avail.
16	Lifter	74-72	HT-951 Std Only	Hyd.
16	Lifter, Bulk	74-72	HT-951B Std Only	Hyd.; Carton of 128
QTY	PUSH ROD	YEARS	PART NO.	DESCRIPTION
16	Push Rod	74-72	RP-3229R Std Only	Chrome-Moly; 9.1300" O.A.L.
16	Push Rod	74-72	RP-3028 Std Only	VINTAGE; 9.1360" O.A.L.
16	Push Rod, Bulk	74-72	BRP-3028 Std Only	VINTAGE; Carton of 100; 9.1360" O.A.L.
QTY	ROCKER PARTS	YEARS	PART NO.	DESCRIPTION
16	Arm Assy.	74-72	R-1032 Std Only	Incl. arm, ball & nut
16	Arm Assy., Bulk	74-72	R-1032B Std Only	Incl. arm, ball & nut; Carton of 64
16	Arm	74-72	R-849A Std Only	
16	Nut	74-72	MR-1934 Std Only	3/8" x 24 UNF
QTY	VALVE	YEARS	PART NO.	DESCRIPTION
8	Exhaust	74-73	V-1963 Std Only	VINTAGE; Chrome plated stem; 1.6610" Head Dia., 0.3410" Stem Dia., 4.9610" O.A.L.
8	Exhaust	72	V-1902 Std Only	VINTAGE; Chrome plated stem; 1.7720" Head Dia., 0.3411" Stem Dia., 4.9764" O.A.L.
8	Intake	74-72	V-1903 Std Only	VINTAGE; Chrome plated stem; 2.1100" Head Dia., 0.3420" Stem Dia., 4.9820" O.A.L.
QTY	VALVE GUIDE	YEARS	PART NO.	DESCRIPTION
16	Guide	74-72	VG-5002 Std Only	0.3420" ID, 3.0600" O.A.L
16	Guide	74-72	VG-5002T Std Only	Threaded; 0.3430" ID, 3.0630" O.A.L
16	Guide, Bulk	74-72	VG-5002B Std Only	Carton of 50; 0.3420" ID, 3.0600" O.A.L
16	Guide, Bulk	74-72	VG-5002TB Std Only	Threaded; Carton of 50; 0.3430" ID, 3.0630" O.A.L
QTY	VALVE SPRING	YEARS	PART NO.	DESCRIPTION
16	Spring	74-72	VS-651 Std Only	VINTAGE; Loc. Inner; 1.7600" Free Height
16	Spring	74-72	VS-665 Std Only	VINTAGE; Loc. Outer; 1.9400" Free Height
QTY	VALVE SEAL	YEARS	PART NO.	DESCRIPTION
16	Valve Stem Seal	74-72	MV-1233C Std Only	O-Ring; (RBB) Rubber
16	Valve Stem Seal	74-72	ST-2092 Std Only	Positive type, Metal Clad; (RBB) Rubber
16	Valve Stem Seal	74-72	ST-2003 Std Only	Positive type; Installation requires valve guide machining; (RBB) Rubber
16	Valve Stem Seal Bulk	74-72	MV-1233 Std Only	O-Ring; Carton of 100; (RBB) Rubber
16	Valve Stem Seal Bulk	74-72	ST-2003BC Std Only	Positive type; Installation requires valve guide machining; Carton of 100; (RBB) Rubber
QTY	VALVE SEAT	YEARS	PART NO.	DESCRIPTION
8	Seat	74	245-1750-2 Std Only	Loc. Exh.; 1.7550" OD, 1.5000" ID, 0.2160" Depth
8	Seat	74	245-1750-2N Std Only	Loc. Exh.; Premium Material; 1.7550" OD, 1.5000" ID, 0.2160" Depth
8	Seat	74	245-2125-2 Std Only	Loc. Int.; 2.1305" OD, 1.8750" ID, 0.2480" Depth
8	Seat	73-72	245-1750-2 Std Only	Loc. Exh.; Use w/V-1823, V-1832, V-1963 & V-1813; 1.7550" OD, 1.5000" ID, 0.2160" Depth
8	Seat	73-72	245-1750-2N Std Only	Loc. Exh.; Use w/V-1823, V-1832, V-1963 & V-1813; Premium Material; 1.7550" OD, 1.5000" ID, 0.2160" Depth
8	Seat	73-72	245-1812-1 Std Only	Loc. Exh.; Use w/V-1946, V-3923 & V-1902; 1.8175" OD, 1.5625" ID, 0.2480" Depth
8	Seat	73-72	245-1812-1N Std Only	Loc. Exh.; Use w/V-1946, V-3923 & V-1902; Premium Material; 1.8175" OD, 1.5625" ID, 0.2480" Depth
8	Seat	73-72	245-2125-1 Std Only	Loc. Int.; Use w/V-1824 & V-1964; 2.1305" OD, 1.8125" ID, 0.2480" Depth
8	Seat	73-72	245-2125-2 Std Only	Loc. Int.; Use w/V-1903 & V-1826; 2.1305" OD, 1.8750" ID, 0.2480" Depth
QTY	VALVE, MISC	YEARS	PART NO.	DESCRIPTION
32	Keeper	74-72	VK-115A Std Only	1 groove; Square cut key groove; Carton pack 24
32	Keeper	74-72	VK-115 Std Only	1 groove; Square cut key groove; Carton pack 32
32	Keeper	74-72	VK-115R Std Only	1 groove; Square cut key groove; Hardened
32	Keeper, Bulk	74-72	VK-115B Std Only	1 groove; Square cut key groove; Carton of 1000
16	Spring Insert	74-72	259-305A Std Only	.060"; Carton of 100

VALVE TRAIN

VALVE TRAIN

(continued on next page)

GM Car (Incl. Buick, Cad., Chev., Olds., Pontiac)

546 400 6.6L (6555cc) OHV V8 (16 Valve) (Pontiac), 4.121" Bore (GMC Eng.), 4 Bbl. "VIN T" 1974-1972
(cont.)

QTY	VALVE, MISC (cont.)	YEARS	PART NO.	DESCRIPTION
16	Spring Insert	74-72	259-305B Std Only	VINTAGE; .030"; Carton of 100
QTY	PISTON	YEARS	PART NO.	DESCRIPTION
8	Cast Piston	74-72	411NP Std-20-30-40-60	VINTAGE; Cast; .9804" Pin Dia.; 2 Rings 5/64 Groove, 1 Ring 3/16 Groove, 1.700 CD, Flat Head w/4 valve reliefs - 7.6:1 C.R.
8	Cast Piston - Individual	74-72	W411NP Std-20-30-40-60	VINTAGE; Cast; .9804" Pin Dia.; 2 Rings 5/64 Groove, 1 Ring 3/16 Groove, 1.700 CD, Flat Head w/4 valve reliefs - 7.6:1 C.R.
8	POWERFORGED	74-72	L-2262F Std-20-30-40-60	10.75:1 C.R.; Powerforged; Pin wt. = 250 gr.; 0.9802" Pin Dia.; 2 Rings 5/64 Groove, 1 Ring 3/16 Groove, 1.714 CD, Flat, 4 reliefs; DUROSHIELD® skirt coated piston
8	POWERFORGED Piston-Individual	74-72	WL-2262F Std-20-30-40-60	10.75:1 C.R.; Powerforged; Pin wt. = 250 gr.; 0.9802" Pin Dia.; 2 Rings 5/64 Groove, 1 Ring 3/16 Groove, 1.714 CD, Flat, 4 reliefs; DUROSHIELD® skirt coated piston
QTY	RINGS	YEARS	PART NO.	DESCRIPTION
1	Premium Set	74-72	E-299K Std-20-30-40-60	VINTAGE; 2-5/64, 1-3/16; Premium Moly
1	Standard Set	74-72	E-299X Std-30-40-60	VINTAGE; 2-5/64, 1-3/16; Iron
QTY	ENGINE BEARINGS	YEARS	PART NO.	DESCRIPTION
1	Main Set	74-72	113M Std-10-20	Performance; 3/4 grooved
1	Main Set	74-72	4040M Std-1-10-20-30	VINTAGE; Grooved upper main brgs.
1	Rod Set	74-72	8-7050CH Std-10-20	Performance
1	Rod Set	74-72	8-1555CPA Std-10-20-30-40	VINTAGE
8	Rod Pair	74-72	1555CPA Std-10-20-30-40	VINTAGE
1	Cam Set	74-72	1220M Std Only	
QTY	OIL PUMP	YEARS	PART NO.	DESCRIPTION
1	Oil Pump	74-72	224-43364S	High Pressure; 3/4" inlet tube; Incl. screen
1	Inter. Shaft	74-72	224-61236	
QTY	GASKETS	YEARS	PART NO.	DESCRIPTION
1	Kit Gasket Set	74-72	260-1025	VINTAGE
QTY	FREEZE PLUGS	YEARS	PART NO.	DESCRIPTION
1	Brass Block Plug Kit	74-72	381-8021	VINTAGE
1	Steel Block Plug Kit	74-72	381-4028	
1	Brass Deep Cup Freeze Plug	74-72	381-9010	0.938" Diameter
1	Brass Deep Cup Freeze Plug	74-72	381-9026	1.953" Diameter
1	Steel Deep Cup Freeze Plug	74-72	381-3039	0.938" Diameter
1	Steel Deep Cup Freeze Plug	74-72	381-3042	1.953" Diameter
1	Steel Deep Cup Freeze Plug	74-72	381-3112	2.063" Diameter

547 400 6.6L (6555cc) OHV V8 (16 Valve) (Pontiac), 4.121" Bore (GMC Eng.), 4 Bbl. "VIN X" 1967

QTY	TIMING	YEARS	PART NO.	DESCRIPTION
1	3 Piece Set	67	KT3-350S	VINTAGE; 223-305, 223-371 not sold separately; (1) 222-350; (1) 223-305; (1) 223-371
QTY	CAMSHAFT/LIFTER	YEARS	PART NO.	DESCRIPTION
1	Camshaft	67	CS-641	VINTAGE; Hi-Torque Eng.; Hydraulic, (050) Duration at .050 Lobe Lift, 208 Exh., 198 Int., 111 Degrees Lobe Separation
1	Prelube		55-403 Std Only	1.5 oz. packet
1	Prelube		55-400 Std Only	4 oz. bottle; 1.5 oz. packet No. 55-403 also avail.
16	Lifter	67	HT-951 Std Only	Hyd.
16	Lifter	67	HT-951R Std Only	w/Ram Air; Speed-Pro Hi-Revolution Hyd.
16	Lifter, Bulk	67	HT-951B Std Only	Hyd.; Carton of 128
16	Lifter, Bulk	67	HT-951RB Std Only	w/Ram Air; Speed-Pro Hi-Revolution Hyd.; Carton of 128
QTY	PUSH ROD	YEARS	PART NO.	DESCRIPTION
16	Push Rod	67	RP-3028 Std Only	VINTAGE; w/push rod guide plates; 9.1360" O.A.L.
16	Push Rod	67	RP-3164 Std-35-60	w/o push rod guide plates; 8.6930" O.A.L.
16	Push Rod	67	RP-3213R Std Only	w/o push rod guide plates; Chrome-Moly; 8.6900" O.A.L.
16	Push Rod	67	RP-3229R Std Only	w/push rod guide plates; Chrome-Moly; 9.1300" O.A.L.
16	Push Rod, Bulk	67	BRP-3028 Std Only	VINTAGE; w/push rod guide plates; Carton of 100; 9.1360" O.A.L.
QTY	ROCKER PARTS	YEARS	PART NO.	DESCRIPTION
16	Arm Assy.	67	R-848 Std Only	VINTAGE; w/o push rod guide plates; Incl. arm & ball
16	Arm Assy.	67	R-1032 Std Only	w/push rod guide plates; Incl. arm, ball & nut
16	Arm Assy., Bulk	67	R-1032B Std Only	w/push rod guide plates; Incl. arm, ball & nut; Carton of 64
16	Arm	67	R-848A Std Only	w/o push rod guide plates
16	Arm	67	R-849A Std Only	w/push rod guide plates
16	Nut	67	MR-1934 Std Only	w/push rod guide plates; 3/8" x 24 UNF

(continued on next page)

GM Car (Incl. Buick, Cad., Chev., Olds., Pontiac)

400 6.6L (6555cc) OHV V8 (16 Valve) (Pontiac), 4.121" Bore (GMC Eng.), 4 Bbl. "VIN X" 1967 547
(cont.)

QTY	VALVE	YEARS	PART NO.	DESCRIPTION
8	Exhaust	67	V-1946 Std Only	Chrome plated stem; 1.7756" Head Dia., 0.3409" Stem Dia., 5.0512" O.A.L.
QTY	VALVE GUIDE	YEARS	PART NO.	DESCRIPTION
16	Guide	67	VG-5002 Std Only	0.3420" ID, 3.0600" O.A.L
16	Guide	67	VG-5002T Std Only	Threaded; 0.3430" ID, 3.0630" O.A.L
16	Guide, Bulk	67	VG-5002B Std Only	Carton of 50; 0.3420" ID, 3.0600" O.A.L
16	Guide, Bulk	67	VG-5002TB Std Only	Threaded; Carton of 50; 0.3430" ID, 3.0630" O.A.L
QTY	VALVE SPRING	YEARS	PART NO.	DESCRIPTION
16	Spring	67	VS-1580 Std Only	Ram Air; Inner and outer assy.; 1.9800" Free Height
16	Spring	67	VS-1433 Std Only	VINTAGE; Loc. Inner; 1.9350" Free Height
16	Spring	67	VS-665 Std Only	VINTAGE; Loc. Outer; 1.9400" Free Height
QTY	VALVE SEAL	YEARS	PART NO.	DESCRIPTION
16	Valve Stem Seal	67	MV-1233C Std Only	O-Ring; (RBB) Rubber
16	Valve Stem Seal	67	ST-2092 Std Only	Positive type, Metal Clad; (RBB) Rubber
16	Valve Stem Seal	67	ST-2003 Std Only	Positive type; Installation requires valve guide machining; (RBB) Rubber
16	Valve Stem Seal Bulk	67	MV-1233 Std Only	O-Ring; Carton of 100; (RBB) Rubber
16	Valve Stem Seal Bulk	67	ST-2003BC Std Only	Positive type; Installation requires valve guide machining; Carton of 100; (RBB) Rubber
QTY	VALVE SEAT	YEARS	PART NO.	DESCRIPTION
8	Seat	67	245-1750-2 Std Only	Loc. Exh.; Use w/V-1823, V-1832, V-1963 & V-1813; 1.7550" OD, 1.5000" ID, 0.2160" Depth
8	Seat	67	245-1750-2N Std Only	Loc. Exh.; Use w/V-1823, V-1832, V-1963 & V-1813; Premium Material; 1.7550" OD, 1.5000" ID, 0.2160" Depth
8	Seat	67	245-1812-1 Std Only	Loc. Exh.; Use w/V-1946, V-3923 & V-1902; 1.8175" OD, 1.5625" ID, 0.2480" Depth
8	Seat	67	245-1812-1N Std Only	Loc. Exh.; Use w/V-1946, V-3923 & V-1902; Premium Material; 1.8175" OD, 1.5625" ID, 0.2480" Depth
8	Seat	67	245-2000-1 Std Only	Loc. Int.; Use w/V-1743; 2.0055" OD, 1.7500" ID, 0.2160" Depth
8	Seat	67	245-2125-2 Std Only	Loc. Int.; Use w/V-1826; 2.1305" OD, 1.8750" ID, 0.2480" Depth
QTY	VALVE, MISC	YEARS	PART NO.	DESCRIPTION
32	Keeper	67	VK-115A Std Only	1 groove; Square cut key groove; Carton pack 24
32	Keeper	67	VK-115 Std Only	1 groove; Square cut key groove; Carton pack 32
32	Keeper	67	VK-115R Std Only	1 groove; Square cut key groove; Hardened
32	Keeper, Bulk	67	VK-115B Std Only	1 groove; Square cut key groove; Carton of 1000
16	Spring Insert	67	259-305A Std Only	.060"; Carton of 100
16	Spring Insert	67	259-305B Std Only	VINTAGE; .030"; Carton of 100
QTY	PISTON	YEARS	PART NO.	DESCRIPTION
8	Cast Piston	67	411NP Std-20-30-40-60	VINTAGE; Cast; .9804" Pin Dia.; 2 Rings 5/64 Groove, 1 Ring 3/16 Groove, 1.700 CD, Flat Head w/4 valve reliefs - 7.6:1 C.R.
8	Cast Piston - Individual	67	W411NP Std-20-30-40-60	VINTAGE; Cast; .9804" Pin Dia.; 2 Rings 5/64 Groove, 1 Ring 3/16 Groove, 1.700 CD, Flat Head w/4 valve reliefs - 7.6:1 C.R.
8	POWERFORGED	67	L-2262F Std-20-30-40-60	Powerforged; Pin wt. = 250 gr.; 0.9802" Pin Dia.; 2 Rings 5/64 Groove, 1 Ring 3/16 Groove, 1.714 CD, Flat, 4 reliefs; DUROSHIELD® skirt coated piston
8	POWERFORGED Piston-Individual	67	WL-2262F Std-20-30-40-60	Powerforged; Pin wt. = 250 gr.; 0.9802" Pin Dia.; 2 Rings 5/64 Groove, 1 Ring 3/16 Groove, 1.714 CD, Flat, 4 reliefs; DUROSHIELD® skirt coated piston
QTY	RINGS	YEARS	PART NO.	DESCRIPTION
1	Premium Set	67	E-299K Std-20-30-40-60	VINTAGE; 2-5/64, 1-3/16; Premium Moly
1	Standard Set	67	E-299X Std-30-40-60	VINTAGE; 2-5/64, 1-3/16; Iron
QTY	ENGINE BEARINGS	YEARS	PART NO.	DESCRIPTION
1	Main Set	67	113M Std-10-20	Performance; 3/4 grooved
1	Main Set	67	4040M Std-1-10-20-30	VINTAGE; Grooved upper main brgs.
1	Rod Set	67	8-7050CH Std-10-20	Performance
1	Rod Set	67	8-1555CPA Std-10-20-30-40	VINTAGE
8	Rod Pair	67	1555CPA Std-10-20-30-40	VINTAGE
1	Cam Set	67	1220M Std Only	
QTY	OIL PUMP	YEARS	PART NO.	DESCRIPTION
1	Oil Pump	67	224-43364S	High Pressure; 3/4" inlet tube; Incl. screen
1	Inter. Shaft	67	224-61236	
QTY	GASKETS	YEARS	PART NO.	DESCRIPTION
1	Kit Gasket Set	67	260-1025	VINTAGE; Push rod cover gskt. not incl.
QTY	FREEZE PLUGS	YEARS	PART NO.	DESCRIPTION
1	Brass Block Plug Kit	67	381-8021	VINTAGE

(continued on next page)

GM Car (Incl. Buick, Cad., Chev., Olds., Pontiac)

547 400 6.6L (6555cc) OHV V8 (16 Valve) (Pontiac), 4.121" Bore (GMC Eng.), 4 Bbl. "VIN X" 1967
(cont.)

QTY	FREEZE PLUGS (cont.)	YEARS	PART NO.	DESCRIPTION
1	Steel Block Plug Kit	67	381-4028	
1	Brass Deep Cup Freeze Plug	67	381-9010	0.938" Diameter
1	Brass Deep Cup Freeze Plug	67	381-9026	1.953" Diameter
1	Steel Deep Cup Freeze Plug	67	381-3039	0.938" Diameter
1	Steel Deep Cup Freeze Plug	67	381-3042	1.953" Diameter
1	Steel Deep Cup Freeze Plug	67	381-3112	2.063" Diameter

548 400 6.6L (6555cc) OHV V8 (16 Valve) (Pontiac), 4.121" Bore (GMC Eng.), 4 Bbl. "VIN Y" 1967

QTY	TIMING	YEARS	PART NO.	DESCRIPTION
1	3 Piece Set	67	KT3-350S	VINTAGE; 223-305, 223-371 not sold separately; (1) 222-350; (1) 223-305; (1) 223-371
QTY	CAMSHAFT/LIFTER	YEARS	PART NO.	DESCRIPTION
1	Camshaft	67	CS-641	VINTAGE; Hi-Torque Eng.; Hydraulic, (050) Duration at .050 Lobe Lift, 208 Exh., 198 Int., 111 Degrees Lobe Separation
1	Prelube		55-403 Std Only	1.5 oz. packet
1	Prelube		55-400 Std Only	4 oz. bottle; 1.5 oz. packet No. 55-403 also avail.
16	Lifter	67	HT-951 Std Only	Hyd.
16	Lifter	67	HT-951R Std Only	w/Ram Air; Speed-Pro Hi-Revolution Hyd.
16	Lifter, Bulk	67	HT-951B Std Only	Hyd.; Carton of 128
16	Lifter, Bulk	67	HT-951RB Std Only	w/Ram Air; Speed-Pro Hi-Revolution Hyd.; Carton of 128
QTY	PUSH ROD	YEARS	PART NO.	DESCRIPTION
16	Push Rod	67	RP-3028 Std Only	VINTAGE; w/push rod guide plates; 9.1360" O.A.L.
16	Push Rod	67	RP-3164 Std-35-60	w/o push rod guide plates; 8.6930" O.A.L.
16	Push Rod	67	RP-3213R Std Only	w/o push rod guide plates; Chrome-Moly; 8.6900" O.A.L.
16	Push Rod	67	RP-3229R Std Only	w/push rod guide plates; Chrome-Moly; 9.1300" O.A.L.
16	Push Rod, Bulk	67	BRP-3028 Std Only	VINTAGE; w/push rod guide plates; Carton of 100; 9.1360" O.A.L.
QTY	ROCKER PARTS	YEARS	PART NO.	DESCRIPTION
16	Arm Assy.	67	R-848 Std Only	VINTAGE; w/o push rod guide plates; Incl. arm & ball
16	Arm Assy.	67	R-1032 Std Only	w/push rod guide plates; Incl. arm, ball & nut
16	Arm Assy., Bulk	67	R-1032B Std Only	w/push rod guide plates; Incl. arm, ball & nut; Carton of 64
16	Arm	67	R-848A Std Only	w/o push rod guide plates
16	Arm	67	R-849A Std Only	w/push rod guide plates
16	Nut	67	MR-1934 Std Only	w/push rod guide plates; 3/8" x 24 UNF
QTY	VALVE	YEARS	PART NO.	DESCRIPTION
8	Exhaust	67	V-1946 Std Only	Chrome plated stem; 1.7756" Head Dia., 0.3409" Stem Dia., 5.0512" O.A.L.
QTY	VALVE GUIDE	YEARS	PART NO.	DESCRIPTION
16	Guide	67	VG-5002 Std Only	0.3420" ID, 3.0600" O.A.L
16	Guide	67	VG-5002T Std Only	Threaded; 0.3430" ID, 3.0630" O.A.L
16	Guide, Bulk	67	VG-5002B Std Only	Carton of 50; 0.3420" ID, 3.0600" O.A.L
16	Guide, Bulk	67	VG-5002TB Std Only	Threaded; Carton of 50; 0.3430" ID, 3.0630" O.A.L
QTY	VALVE SPRING	YEARS	PART NO.	DESCRIPTION
16	Spring	67	VS-1580 Std Only	Ram Air; Inner and outer assy.; 1.9800" Free Height
16	Spring	67	VS-1433 Std Only	VINTAGE; Loc. Inner; 1.9350" Free Height
16	Spring	67	VS-665 Std Only	VINTAGE; Loc. Outer; 1.9400" Free Height
QTY	VALVE SEAL	YEARS	PART NO.	DESCRIPTION
16	Valve Stem Seal	67	MV-1233C Std Only	O-Ring; (RBB) Rubber
16	Valve Stem Seal	67	ST-2092 Std Only	Positive type, Metal Clad; (RBB) Rubber
16	Valve Stem Seal	67	ST-2003 Std Only	Positive type; Installation requires valve guide machining; (RBB) Rubber
16	Valve Stem Seal Bulk	67	MV-1233 Std Only	O-Ring; Carton of 100; (RBB) Rubber
16	Valve Stem Seal Bulk	67	ST-2003BC Std Only	Positive type; Installation requires valve guide machining; Carton of 100; (RBB) Rubber
QTY	VALVE SEAT	YEARS	PART NO.	DESCRIPTION
8	Seat	67	245-1750-2 Std Only	Loc. Exh.; Use w/V-1823, V-1832, V-1963 & V-1813; 1.7550" OD, 1.5000" ID, 0.2160" Depth
8	Seat	67	245-1750-2N Std Only	Loc. Exh.; Use w/V-1823, V-1832, V-1963 & V-1813; Premium Material; 1.7550" OD, 1.5000" ID, 0.2160" Depth
8	Seat	67	245-1812-1 Std Only	Loc. Exh.; Use w/V-1946, V-3923 & V-1902; 1.8175" OD, 1.5625" ID, 0.2480" Depth
8	Seat	67	245-1812-1N Std Only	Loc. Exh.; Use w/V-1946, V-3923 & V-1902; Premium Material; 1.8175" OD, 1.5625" ID, 0.2480" Depth
8	Seat	67	245-2000-1 Std Only	Loc. Int.; Use w/V-1743; 2.0055" OD, 1.7500" ID, 0.2160" Depth
8	Seat	67	245-2125-2 Std Only	Loc. Int.; Use w/V-1826; 2.1305" OD, 1.8750" ID, 0.2480" Depth

VALVE TRAIN

VALVE TRAIN

(continued on next page)

GM Car (Incl. Buick, Cad., Chev., Olds., Pontiac)

400 6.6L (6555cc) OHV V8 (16 Valve) (Pontiac), 4.121" Bore (GMC Eng.), 4 Bbl. "VIN Y" 1967 548
(cont.)

QTY	VALVE, MISC	YEARS	PART NO.	DESCRIPTION
32	Keeper	67	VK-115A Std Only	1 groove; Square cut key groove; Carton pack 24
32	Keeper	67	VK-115 Std Only	1 groove; Square cut key groove; Carton pack 32
32	Keeper	67	VK-115R Std Only	1 groove; Square cut key groove; Hardened
32	Keeper, Bulk	67	VK-115B Std Only	1 groove; Square cut key groove; Carton of 1000
16	Spring Insert	67	259-305A Std Only	.060"; Carton of 100
16	Spring Insert	67	259-305B Std Only	VINTAGE; .030"; Carton of 100
QTY	PISTON	YEARS	PART NO.	DESCRIPTION
8	Cast Piston	67	411NP Std-20-30-40-60	VINTAGE; Cast; .9804" Pin Dia.; 2 Rings 5/64 Groove, 1 Ring 3/16 Groove, 1.700 CD, Flat Head w/4 valve reliefs - 7.6:1 C.R.
8	Cast Piston - Individual	67	W411NP Std-20-30-40-60	VINTAGE; Cast; .9804" Pin Dia.; 2 Rings 5/64 Groove, 1 Ring 3/16 Groove, 1.700 CD, Flat Head w/4 valve reliefs - 7.6:1 C.R.
8	POWERFORGED	67	L-2262F Std-20-30-40-60	Powerforged; Pin wt. = 250 gr.; 0.9802" Pin Dia.; 2 Rings 5/64 Groove, 1 Ring 3/16 Groove, 1.714 CD, Flat, 4 reliefs; DUROSHIELD® skirt coated piston
8	POWERFORGED Piston-Individual	67	WL-2262F Std-20-30-40-60	Powerforged; Pin wt. = 250 gr.; 0.9802" Pin Dia.; 2 Rings 5/64 Groove, 1 Ring 3/16 Groove, 1.714 CD, Flat, 4 reliefs; DUROSHIELD® skirt coated piston
QTY	RINGS	YEARS	PART NO.	DESCRIPTION
1	Premium Set	67	E-299K Std-20-30-40-60	VINTAGE; 2-5/64, 1-3/16; Premium Moly
1	Standard Set	67	E-299X Std-30-40-60	VINTAGE; 2-5/64, 1-3/16; Iron
QTY	ENGINE BEARINGS	YEARS	PART NO.	DESCRIPTION
1	Main Set	67	113M Std-10-20	Performance; 3/4 grooved
1	Main Set	67	4040M Std-1-10-20-30	VINTAGE; Grooved upper main brgs.
1	Rod Set	67	8-7050CH Std-10-20	Performance
1	Rod Set	67	8-1555CPA Std-10-20-30-40	VINTAGE
8	Rod Pair	67	1555CPA Std-10-20-30-40	VINTAGE
1	Cam Set	67	1220M Std Only	
QTY	OIL PUMP	YEARS	PART NO.	DESCRIPTION
1	Oil Pump	67	224-43364S	High Pressure; 3/4" inlet tube; Incl. screen
1	Inter. Shaft	67	224-61236	
QTY	GASKETS	YEARS	PART NO.	DESCRIPTION
1	Kit Gasket Set	67	260-1025	VINTAGE; Push rod cover gskt. not incl.
QTY	FREEZE PLUGS	YEARS	PART NO.	DESCRIPTION
1	Brass Block Plug Kit	67	381-8021	VINTAGE
1	Steel Block Plug Kit	67	381-4028	
1	Brass Deep Cup Freeze Plug	67	381-9010	0.938" Diameter
1	Brass Deep Cup Freeze Plug	67	381-9026	1.953" Diameter
1	Steel Deep Cup Freeze Plug	67	381-3039	0.938" Diameter
1	Steel Deep Cup Freeze Plug	67	381-3042	1.953" Diameter
1	Steel Deep Cup Freeze Plug	67	381-3112	2.063" Diameter

400 6.6L (6555cc) OHV V8 (16 Valve) (Pontiac), 4.121" Bore (GMC Eng.), 4 Bbl. "VIN Z" 1979-1976 549

QTY	TIMING	YEARS	PART NO.	DESCRIPTION
1	3 Piece Set	79-76	KT3-350S	VINTAGE; 223-305, 223-371 not sold separately; (1) 222-350; (1) 223-305; (1) 223-371
QTY	CAMSHAFT/LIFTER	YEARS	PART NO.	DESCRIPTION
1	Camshaft	78-77	CS-690	VINTAGE; Hydraulic, (050) Duration at .050 Lobe Lift, 189 Exh., 189 Int., 107 Degrees Lobe Separation
1	Camshaft	76	CS-641	VINTAGE; w/A/T; Hydraulic, (050) Duration at .050 Lobe Lift, 208 Exh., 198 Int., 111 Degrees Lobe Separation
1	Prelube		55-403 Std Only	1.5 oz. packet
1	Prelube		55-400 Std Only	4 oz. bottle; 1.5 oz. packet No. 55-403 also avail.
16	Lifter	79-76	HT-951 Std Only	Hyd.
16	Lifter, Bulk	79-76	HT-951B Std Only	Hyd.; Carton of 128
QTY	PUSH ROD	YEARS	PART NO.	DESCRIPTION
16	Push Rod	79-76	RP-3229R Std Only	Chrome-Moly; 9.1300" O.A.L.
16	Push Rod	79-76	RP-3028 Std Only	VINTAGE; 9.1360" O.A.L.
16	Push Rod, Bulk	79-76	BRP-3028 Std Only	VINTAGE; Carton of 100; 9.1360" O.A.L.
QTY	ROCKER PARTS	YEARS	PART NO.	DESCRIPTION
16	Arm Assy.	79-76	R-1032 Std Only	Incl. arm, ball & nut
16	Arm Assy., Bulk	79-76	R-1032B Std Only	Incl. arm, ball & nut; Carton of 64
16	Arm	79-76	R-849A Std Only	
16	Nut	79-76	MR-1934 Std Only	3/8" x 24 UNF
QTY	VALVE	YEARS	PART NO.	DESCRIPTION
8	Exhaust	79-76	V-1963 Std Only	VINTAGE; Chrome plated stem; 1.6610" Head Dia., 0.3410" Stem Dia., 4.9610" O.A.L.

(continued on next page)

GM Car (Incl. Buick, Cad., Chev., Olds., Pontiac)

549 400 6.6L (6555cc) OHV V8 (16 Valve) (Pontiac), 4.121" Bore (GMC Eng.), 4 Bbl. "VIN Z" 1979-1976
(cont.)

QTY	VALVE (cont.)	YEARS	PART NO.	DESCRIPTION
8	Intake	79-76	V-1903 Std Only	VINTAGE; Chrome plated stem; 2.1100" Head Dia., 0.3420" Stem Dia., 4.9820" O.A.L.
QTY	VALVE GUIDE	YEARS	PART NO.	DESCRIPTION
16	Guide	79-76	VG-5002 Std Only	0.3420" ID, 3.0600" O.A.L
16	Guide	79-76	VG-5002T Std Only	Threaded; 0.3430" ID, 3.0630" O.A.L
16	Guide, Bulk	79-76	VG-5002B Std Only	Carton of 50; 0.3420" ID, 3.0600" O.A.L
16	Guide, Bulk	79-76	VG-5002TB Std Only	Threaded; Carton of 50; 0.3430" ID, 3.0630" O.A.L
QTY	VALVE SPRING	YEARS	PART NO.	DESCRIPTION
16	Spring	79-76	VS-651 Std Only	VINTAGE; Loc. Inner; 1.7600" Free Height
16	Spring	79-76	VS-665 Std Only	VINTAGE; Loc. Outer; 1.9400" Free Height
QTY	VALVE SEAL	YEARS	PART NO.	DESCRIPTION
16	Valve Stem Seal	79-76	MV-1233C Std Only	O-Ring; (RBB) Rubber
16	Valve Stem Seal	79-76	ST-2092 Std Only	Positive type, Metal Clad; (RBB) Rubber
16	Valve Stem Seal	79-76	ST-2003 Std Only	Positive type; Installation requires valve guide machining; (RBB) Rubber
16	Valve Stem Seal Bulk	79-76	MV-1233 Std Only	O-Ring; Carton of 100; (RBB) Rubber
16	Valve Stem Seal Bulk	79-76	ST-2003BC Std Only	Positive type; Installation requires valve guide machining; Carton of 100; (RBB) Rubber
QTY	VALVE SEAT	YEARS	PART NO.	DESCRIPTION
8	Seat	79-76	245-1750-2 Std Only	Loc. Exh.; 1.7550" OD, 1.5000" ID, 0.2160" Depth
8	Seat	79-76	245-1750-2N Std Only	Loc. Exh.; Premium Material; 1.7550" OD, 1.5000" ID, 0.2160" Depth
8	Seat	79-76	245-2125-2 Std Only	Loc. Int.; 2.1305" OD, 1.8750" ID, 0.2480" Depth
QTY	VALVE, MISC	YEARS	PART NO.	DESCRIPTION
32	Keeper	79-76	VK-115A Std Only	1 groove; Square cut key groove; Carton pack 24
32	Keeper	79-76	VK-115 Std Only	1 groove; Square cut key groove; Carton pack 32
32	Keeper	79-76	VK-115R Std Only	1 groove; Square cut key groove; Hardened
32	Keeper, Bulk	79-76	VK-115B Std Only	1 groove; Square cut key groove; Carton of 1000
16	Spring Insert	79-76	259-305A Std Only	.060"; Carton of 100
16	Spring Insert	79-76	259-305B Std Only	VINTAGE; .030"; Carton of 100
QTY	PISTON	YEARS	PART NO.	DESCRIPTION
8	Cast Piston	79-76	411NP Std-20-30-40-60	VINTAGE; Cast; .9804" Pin Dia.; 2 Rings 5/64 Groove, 1 Ring 3/16 Groove, 1.700 CD, Flat Head w/4 valve reliefs - 7.6:1 C.R.
8	Cast Piston - Individual	79-76	W411NP Std-20-30-40-60	VINTAGE; Cast; .9804" Pin Dia.; 2 Rings 5/64 Groove, 1 Ring 3/16 Groove, 1.700 CD, Flat Head w/4 valve reliefs - 7.6:1 C.R.
QTY	RINGS	YEARS	PART NO.	DESCRIPTION
1	Premium Set	79-76	E-299K Std-20-30-40-60	VINTAGE; 2-5/64, 1-3/16; Premium Moly
1	Standard Set	79-76	E-299X Std-30-40-60	VINTAGE; 2-5/64, 1-3/16; Iron
QTY	ENGINE BEARINGS	YEARS	PART NO.	DESCRIPTION
1	Main Set	79-76	113M Std-10-20	Performance; 3/4 grooved
1	Main Set	79-76	4040M Std-1-10-20-30	VINTAGE; Grooved upper main brgs.
1	Rod Set	79-76	8-7050CH Std-10-20	Performance
1	Rod Set	79-76	8-1555CPA Std-10-20-30-40	VINTAGE
8	Rod Pair	79-76	1555CPA Std-10-20-30-40	VINTAGE
1	Cam Set	79-76	1220M Std Only	
QTY	OIL PUMP	YEARS	PART NO.	DESCRIPTION
1	Oil Pump	79-76	224-43364S	High Pressure; 3/4" inlet tube; Incl. screen
1	Oil Pump	79-76	224-43629	VINTAGE; 30% more pressure than 22443364S
1	Inter. Shaft	79-76	224-61236	
QTY	GASKETS	YEARS	PART NO.	DESCRIPTION
1	Kit Gasket Set	79-76	260-1025	VINTAGE
QTY	FREEZE PLUGS	YEARS	PART NO.	DESCRIPTION
1	Brass Block Plug Kit	79-76	381-8021	VINTAGE
1	Steel Block Plug Kit	79-76	381-4028	
1	Brass Deep Cup Freeze Plug	79-76	381-9010	0.938" Diameter
1	Brass Deep Cup Freeze Plug	79-76	381-9026	1.953" Diameter
1	Steel Deep Cup Freeze Plug	79-76	381-3039	0.938" Diameter
1	Steel Deep Cup Freeze Plug	79-76	381-3042	1.953" Diameter
1	Steel Deep Cup Freeze Plug	79-76	381-3112	2.063" Diameter

550 400 6.6L (6555cc) OHV V8 (16 Valve) (Pontiac), 4.121" Bore (GMC Eng.), 2 Bbl. "Eng. Code WE" 1970

QTY	TIMING	YEARS	PART NO.	DESCRIPTION
1	3 Piece Set	70	KT3-350S	VINTAGE; 223-305, 223-371 not sold separately; (1) 222-350; (1) 223-305; (1) 223-371

(continued on next page)

GM Car (Incl. Buick, Cad., Chev., Olds., Pontiac)

400 6.6L (6555cc) OHV V8 (16 Valve) (Pontiac), 4.121" Bore (GMC Eng.), 2 Bbl. "Eng. Code WE" 1970 550
(cont.)

QTY	CAMSHAFT/LIFTER	YEARS	PART NO.	DESCRIPTION
1	Camshaft	70	CS-641	VINTAGE; w/M/T; Hydraulic, (050) Duration at .050 Lobe Lift, 208 Exh., 198 Int., 111 Degrees Lobe Separation
1	Prelube		55-403 Std Only	1.5 oz. packet
1	Prelube		55-400 Std Only	4 oz. bottle; 1.5 oz. packet No. 55-403 also avail.
16	Lifter	70	HT-951 Std Only	Hyd.
16	Lifter	70	HT-951R Std Only	w/Ram Air; Speed-Pro Hi-Revolution Hyd.
16	Lifter, Bulk	70	HT-951B Std Only	Hyd.; Carton of 128
16	Lifter, Bulk	70	HT-951RB Std Only	w/Ram Air; Speed-Pro Hi-Revolution Hyd.; Carton of 128
QTY	PUSH ROD	YEARS	PART NO.	DESCRIPTION
16	Push Rod	70	RP-3229R Std Only	Chrome-Moly; 9.1300" O.A.L.
16	Push Rod	70	RP-3028 Std Only	VINTAGE; 9.1360" O.A.L.
16	Push Rod	70	RP-3304 Std Only	VINTAGE; Ram Air III & IV Eng.; 9.2000" O.A.L.
16	Push Rod, Bulk	70	BRP-3028 Std Only	VINTAGE; Carton of 100; 9.1360" O.A.L.
QTY	ROCKER PARTS	YEARS	PART NO.	DESCRIPTION
16	Arm Assy.	70	R-1032 Std Only	Incl. arm, ball & nut
16	Arm Assy., Bulk	70	R-1032B Std Only	Incl. arm, ball & nut; Carton of 64
16	Arm	70	R-849A Std Only	
16	Nut	70	MR-1934 Std Only	3/8" x 24 UNF
QTY	VALVE	YEARS	PART NO.	DESCRIPTION
8	Exhaust	70	V-1832 Std Only	VINTAGE; Chrome plated stem; 1.6600" Head Dia., 0.3405" Stem Dia., 4.9840" O.A.L.
8	Exhaust	70	V-3923 Std Only	VINTAGE; Ram Air III; Chrome plated stem; 1.7720" Head Dia., 0.3409" Stem Dia., 5.0910" O.A.L.
8	Intake	70	V-1964 Std Only	VINTAGE; Chrome plated stem; 1.9600" Head Dia., 0.3415" Stem Dia., 4.9800" O.A.L.
QTY	VALVE GUIDE	YEARS	PART NO.	DESCRIPTION
16	Guide	70	VG-5002 Std Only	0.3420" ID, 3.0600" O.A.L
16	Guide	70	VG-5002T Std Only	Threaded; 0.3430" ID, 3.0630" O.A.L
16	Guide, Bulk	70	VG-5002B Std Only	Carton of 50; 0.3420" ID, 3.0600" O.A.L
16	Guide, Bulk	70	VG-5002TB Std Only	Threaded; Carton of 50; 0.3430" ID, 3.0630" O.A.L
QTY	VALVE SPRING	YEARS	PART NO.	DESCRIPTION
16	Spring	70	VS-1580 Std Only	Ram Air IV; Inner and outer assy.; 1.9800" Free Height
16	Spring	70	VS-651 Std Only	VINTAGE; Loc. Inner; 1.7600" Free Height
16	Spring	70	VS-665 Std Only	VINTAGE; Loc. Outer; 1.9400" Free Height
QTY	VALVE SEAL	YEARS	PART NO.	DESCRIPTION
16	Valve Stem Seal	70	MV-1233C Std Only	O-Ring; (RBB) Rubber
16	Valve Stem Seal	70	ST-2092 Std Only	Positive type, Metal Clad; (RBB) Rubber
16	Valve Stem Seal	70	ST-2003 Std Only	Positive type; Installation requires valve guide machining; (RBB) Rubber
16	Valve Stem Seal Bulk	70	MV-1233 Std Only	O-Ring; Carton of 100; (RBB) Rubber
16	Valve Stem Seal Bulk	70	ST-2003BC Std Only	Positive type; Installation requires valve guide machining; Carton of 100; (RBB) Rubber
QTY	VALVE SEAT	YEARS	PART NO.	DESCRIPTION
8	Seat	70	245-1750-2 Std Only	Loc. Exh.; Use w/V-1823, V-1832, V-1963 & V-1813; 1.7550" OD, 1.5000" ID, 0.2160" Depth
8	Seat	70	245-1750-2N Std Only	Loc. Exh.; Use w/V-1823, V-1832, V-1963 & V-1813; Premium Material; 1.7550" OD, 1.5000" ID, 0.2160" Depth
8	Seat	70	245-1812-1 Std Only	Loc. Exh.; Use w/V-1946, V-3923 & V-1902; 1.8175" OD, 1.5625" ID, 0.2480" Depth
8	Seat	70	245-1812-1N Std Only	Loc. Exh.; Use w/V-1946, V-3923 & V-1902; Premium Material; 1.8175" OD, 1.5625" ID, 0.2480" Depth
8	Seat	70	245-2125-1 Std Only	Loc. Int.; Use w/V-1824 & V-1964; 2.1305" OD, 1.8125" ID, 0.2480" Depth
8	Seat	70	245-2125-2 Std Only	Loc. Int.; Use w/V-1903 & V-1826; 2.1305" OD, 1.8750" ID, 0.2480" Depth
QTY	VALVE, MISC	YEARS	PART NO.	DESCRIPTION
32	Keeper	70	VK-115A Std Only	1 groove; Square cut key groove; Carton pack 24
32	Keeper	70	VK-115 Std Only	1 groove; Square cut key groove; Carton pack 32
32	Keeper	70	VK-115R Std Only	1 groove; Square cut key groove; Hardened
32	Keeper, Bulk	70	VK-115B Std Only	1 groove; Square cut key groove; Carton of 1000
16	Spring Insert	70	259-305A Std Only	.060"; Carton of 100
16	Spring Insert	70	259-305B Std Only	VINTAGE; .030"; Carton of 100
QTY	PISTON	YEARS	PART NO.	DESCRIPTION
8	Cast Piston	70	411NP Std-20-30-40-60	VINTAGE; Cast; .9804" Pin Dia.; 2 Rings 5/64 Groove, 1 Ring 3/16 Groove, 1.700 CD, Flat Head w/4 valve reliefs - 7.6:1 C.R.
8	Cast Piston - Individual	70	W411NP Std-20-30-40-60	VINTAGE; Cast; .9804" Pin Dia.; 2 Rings 5/64 Groove, 1 Ring 3/16 Groove, 1.700 CD, Flat Head w/4 valve reliefs - 7.6:1 C.R.

VALVE TRAIN

VALVE TRAIN

(continued on next page)

GM Car (Incl. Buick, Cad., Chev., Olds., Pontiac)

550 400 6.6L (6555cc) OHV V8 (16 Valve) (Pontiac), 4.121" Bore (GMC Eng.), 2 Bbl. "Eng. Code WE" 1970
(cont.)

	QTY	PISTON (cont.)	YEARS	PART NO.	DESCRIPTION	
BLOCK	8	POWERFORGED	70	L-2262F Std-20-30-40-60	10.75:1 C.R.; Powerforged; Pin wt. = 250 gr.; 0.9802" Pin Dia.; 2 Rings 5/64 Groove, 1 Ring 3/16 Groove, 1.714 CD, Flat, 4 reliefs; DUROSHIELD® skirt coated piston	
	8	POWERFORGED Piston-Individual	70	WL-2262F Std-20-30-40-60	10.75:1 C.R.; Powerforged; Pin wt. = 250 gr.; 0.9802" Pin Dia.; 2 Rings 5/64 Groove, 1 Ring 3/16 Groove, 1.714 CD, Flat, 4 reliefs; DUROSHIELD® skirt coated piston	
	QTY RINGS YEARS PART NO. DESCRIPTION					
	1	Premium Set	70	E-299K Std-20-30-40-60	VINTAGE; 2-5/64, 1-3/16; Premium Moly	
	1	Standard Set	70	E-299X Std-30-40-60	VINTAGE; 2-5/64, 1-3/16; Iron	
	QTY ENGINE BEARINGS YEARS PART NO. DESCRIPTION					
	1	Main Set	70	113M Std-10-20	Performance; 3/4 grooved	
	1	Main Set	70	4040M Std-1-10-20-30	VINTAGE; Grooved upper main brgs.	
	1	Rod Set	70	8-7050CH Std-10-20	Performance	
	1	Rod Set	70	8-1555CPA Std-10-20-30-40	VINTAGE	
	8	Rod Pair	70	1555CPA Std-10-20-30-40	VINTAGE	
	1	Cam Set	70	1220M Std Only		
	QTY OIL PUMP YEARS PART NO. DESCRIPTION					
	1	Oil Pump	70	224-43364S	High Pressure; 3/4" inlet tube; Incl. screen	
	1	Inter. Shaft	70	224-61236		
QTY GASKETS YEARS PART NO. DESCRIPTION						
1	Kit Gasket Set	70	260-1025	VINTAGE		
QTY FREEZE PLUGS YEARS PART NO. DESCRIPTION						
1	Brass Block Plug Kit	70	381-8021	VINTAGE		
1	Steel Block Plug Kit	70	381-4028			
1	Brass Deep Cup Freeze Plug	70	381-9010	0.938" Diameter		
1	Brass Deep Cup Freeze Plug	70	381-9026	1.953" Diameter		
1	Steel Deep Cup Freeze Plug	70	381-3039	0.938" Diameter		
1	Steel Deep Cup Freeze Plug	70	381-3042	1.953" Diameter		
1	Steel Deep Cup Freeze Plug	70	381-3112	2.063" Diameter		

551 400 6.6L (6555cc) OHV V8 (16 Valve) (Pontiac), 4.121" Bore (GMC Eng.), 4 Bbl. "Eng. Code WH" 1970

	QTY	TIMING	YEARS	PART NO.	DESCRIPTION	
VALVE TRAIN	1	3 Piece Set	70	KT3-350S	VINTAGE; 223-305, 223-371 not sold separately; (1) 222-350; (1) 223-305; (1) 223-371	
	QTY CAMSHAFT/LIFTER YEARS PART NO. DESCRIPTION					
	1	Camshaft	70	CS-641	VINTAGE; w/A/T; Hydraulic, (050) Duration at .050 Lobe Lift, 208 Exh., 198 Int., 111 Degrees Lobe Separation	
	1	Prelube		55-403 Std Only	1.5 oz. packet	
	1	Prelube		55-400 Std Only	4 oz. bottle; 1.5 oz. packet No. 55-403 also avail.	
	16	Lifter	70	HT-951 Std Only	Hyd.	
	16	Lifter	70	HT-951R Std Only	w/Ram Air; Speed-Pro Hi-Revolution Hyd.	
	16	Lifter, Bulk	70	HT-951B Std Only	Hyd.; Carton of 128	
	16	Lifter, Bulk	70	HT-951RB Std Only	w/Ram Air; Speed-Pro Hi-Revolution Hyd.; Carton of 128	
	QTY PUSH ROD YEARS PART NO. DESCRIPTION					
	16	Push Rod	70	RP-3229R Std Only	Chrome-Moly; 9.1300" O.A.L.	
	16	Push Rod	70	RP-3028 Std Only	VINTAGE; 9.1360" O.A.L.	
	16	Push Rod	70	RP-3304 Std Only	VINTAGE; Ram Air III & IV Eng.s.; 9.2000" O.A.L.	
	16	Push Rod, Bulk	70	BRP-3028 Std Only	VINTAGE; Carton of 100; 9.1360" O.A.L.	
	QTY ROCKER PARTS YEARS PART NO. DESCRIPTION					
16	Arm Assy.	70	R-1032 Std Only	Incl. arm, ball & nut		
16	Arm Assy., Bulk	70	R-1032B Std Only	Incl. arm, ball & nut; Carton of 64		
16	Arm	70	R-849A Std Only			
16	Nut	70	MR-1934 Std Only	3/8" x 24 UNF		
QTY VALVE YEARS PART NO. DESCRIPTION						
8	Exhaust	70	V-1823 Std Only	VINTAGE; 1.6600" Head Dia., 0.3410" Stem Dia., 5.0820" O.A.L.		
8	Exhaust	70	V-3923 Std Only	VINTAGE; Ram Air III; Chrome plated stem; 1.7720" Head Dia., 0.3409" Stem Dia., 5.0910" O.A.L.		
QTY VALVE GUIDE YEARS PART NO. DESCRIPTION						
16	Guide	70	VG-5002 Std Only	0.3420" ID, 3.0600" O.A.L		
16	Guide	70	VG-5002T Std Only	Threaded; 0.3430" ID, 3.0630" O.A.L		
16	Guide, Bulk	70	VG-5002B Std Only	Carton of 50; 0.3420" ID, 3.0600" O.A.L		
16	Guide, Bulk	70	VG-5002TB Std Only	Threaded; Carton of 50; 0.3430" ID, 3.0630" O.A.L		
QTY VALVE SPRING YEARS PART NO. DESCRIPTION						
16	Spring	70	VS-1580 Std Only	Ram Air IV; Inner and outer assy.; 1.9800" Free Height		
16	Spring	70	VS-1433 Std Only	VINTAGE; Loc. Inner; 1.9350" Free Height		
16	Spring	70	VS-665 Std Only	VINTAGE; Loc. Outer; 1.9400" Free Height		

(continued on next page)

GM Car (Incl. Buick, Cad., Chev., Olds., Pontiac)

400 6.6L (6555cc) OHV V8 (16 Valve) (Pontiac), 4.121" Bore (GMC Eng.), 4 Bbl. "Eng. Code WH" 1970 551 (cont.)

QTY	VALVE SEAL	YEARS	PART NO.	DESCRIPTION
16	Valve Stem Seal	70	MV-1233C Std Only	O-Ring; (RBB) Rubber
16	Valve Stem Seal	70	ST-2092 Std Only	Positive type, Metal Clad; (RBB) Rubber
16	Valve Stem Seal	70	ST-2003 Std Only	Positive type; Installation requires valve guide machining; (RBB) Rubber
16	Valve Stem Seal Bulk	70	MV-1233 Std Only	O-Ring; Carton of 100; (RBB) Rubber
16	Valve Stem Seal Bulk	70	ST-2003BC Std Only	Positive type; Installation requires valve guide machining; Carton of 100; (RBB) Rubber
VALVE TRAIN				
QTY	VALVE SEAT	YEARS	PART NO.	DESCRIPTION
8	Seat	70	245-1750-2 Std Only	Loc. Exh.; Use w/V-1823, V-1832, V-1963 & V-1813; 1.7550" OD, 1.5000" ID, 0.2160" Depth
8	Seat	70	245-1750-2N Std Only	Loc. Exh.; Use w/V-1823, V-1832, V-1963 & V-1813; Premium Material; 1.7550" OD, 1.5000" ID, 0.2160" Depth
8	Seat	70	245-1812-1 Std Only	Loc. Exh.; Use w/V-1946, V-3923 & V-1902; 1.8175" OD, 1.5625" ID, 0.2480" Depth
8	Seat	70	245-1812-1N Std Only	Loc. Exh.; Use w/V-1946, V-3923 & V-1902; Premium Material; 1.8175" OD, 1.5625" ID, 0.2480" Depth
8	Seat	70	245-2125-1 Std Only	Loc. Int.; Use w/V-1824 & V-1964; 2.1305" OD, 1.8125" ID, 0.2480" Depth
8	Seat	70	245-2125-2 Std Only	Loc. Int.; Use w/V-1903 & V-1826; 2.1305" OD, 1.8750" ID, 0.2480" Depth
QTY	VALVE, MISC	YEARS	PART NO.	DESCRIPTION
32	Keeper	70	VK-115A Std Only	1 groove; Square cut key groove; Carton pack 24
32	Keeper	70	VK-115 Std Only	1 groove; Square cut key groove; Carton pack 32
32	Keeper	70	VK-115R Std Only	1 groove; Square cut key groove; Hardened
32	Keeper, Bulk	70	VK-115B Std Only	1 groove; Square cut key groove; Carton of 1000
16	Spring Insert	70	259-305A Std Only	.060"; Carton of 100
16	Spring Insert	70	259-305B Std Only	VINTAGE; .030"; Carton of 100
BLOCK				
QTY	PISTON	YEARS	PART NO.	DESCRIPTION
8	Cast Piston	70	411NP Std-20-30-40-60	VINTAGE; Cast; .9804" Pin Dia.; 2 Rings 5/64 Groove, 1 Ring 3/16 Groove, 1.700 CD, Flat Head w/4 valve reliefs - 7.6:1 C.R.
8	Cast Piston - Individual	70	W411NP Std-20-30-40-60	VINTAGE; Cast; .9804" Pin Dia.; 2 Rings 5/64 Groove, 1 Ring 3/16 Groove, 1.700 CD, Flat Head w/4 valve reliefs - 7.6:1 C.R.
8	POWERFORGED	70	L-2262F Std-20-30-40-60	10.75:1 C.R.; Powerforged; Pin wt. = 250 gr.; 0.9802" Pin Dia.; 2 Rings 5/64 Groove, 1 Ring 3/16 Groove, 1.714 CD, Flat, 4 reliefs; DUROSHIELD® skirt coated piston
8	POWERFORGED Piston-Individual	70	WL-2262F Std-20-30-40-60	10.75:1 C.R.; Powerforged; Pin wt. = 250 gr.; 0.9802" Pin Dia.; 2 Rings 5/64 Groove, 1 Ring 3/16 Groove, 1.714 CD, Flat, 4 reliefs; DUROSHIELD® skirt coated piston
QTY	RINGS	YEARS	PART NO.	DESCRIPTION
1	Premium Set	70	E-299K Std-20-30-40-60	VINTAGE; 2-5/64, 1-3/16; Premium Moly
1	Standard Set	70	E-299X Std-30-40-60	VINTAGE; 2-5/64, 1-3/16; Iron
QTY	ENGINE BEARINGS	YEARS	PART NO.	DESCRIPTION
1	Main Set	70	113M Std-10-20	Performance; 3/4 grooved
1	Main Set	70	4040M Std-1-10-20-30	VINTAGE; Grooved upper main brgs.
1	Rod Set	70	8-7050CH Std-10-20	Performance
1	Rod Set	70	8-1555CPA Std-10-20-30-40	VINTAGE
8	Rod Pair	70	1555CPA Std-10-20-30-40	VINTAGE
1	Cam Set	70	1220M Std Only	
QTY	OIL PUMP	YEARS	PART NO.	DESCRIPTION
1	Oil Pump	70	224-43364S	High Pressure; 3/4" inlet tube; Incl. screen
1	Inter. Shaft	70	224-61236	
QTY	GASKETS	YEARS	PART NO.	DESCRIPTION
1	Kit Gasket Set	70	260-1025	VINTAGE; Exc. Ram Air
QTY	FREEZE PLUGS	YEARS	PART NO.	DESCRIPTION
1	Brass Block Plug Kit	70	381-8021	VINTAGE
1	Steel Block Plug Kit	70	381-4028	
1	Brass Deep Cup Freeze Plug	70	381-9010	0.938" Diameter
1	Brass Deep Cup Freeze Plug	70	381-9026	1.953" Diameter
1	Steel Deep Cup Freeze Plug	70	381-3039	0.938" Diameter
1	Steel Deep Cup Freeze Plug	70	381-3042	1.953" Diameter
1	Steel Deep Cup Freeze Plug	70	381-3112	2.063" Diameter
400 6.6L (6555cc) OHV V8 (16 Valve) (Pontiac), 4.121" Bore (GMC Eng.), 4 Bbl. "Eng. Code WK" 1971-1970 552				
QTY	TIMING	YEARS	PART NO.	DESCRIPTION
1	3 Piece Set	71-70	KT3-350S	VINTAGE; 223-305, 223-371 not sold separately; (1) 222-350; (1) 223-305; (1) 223-371

(continued on next page)

GM Car (Incl. Buick, Cad., Chev., Olds., Pontiac)

552 400 6.6L (6555cc) OHV V8 (16 Valve) (Pontiac), 4.121" Bore (GMC Eng.), 4 Bbl. "Eng. Code WK" 1971-1970
(cont.)

QTY	CAMSHAFT/LIFTER	YEARS	PART NO.	DESCRIPTION
1	Camshaft	71-70	CS-641	VINTAGE; w/A/T; Hydraulic, (050) Duration at .050 Lobe Lift, 208 Exh., 198 Int., 111 Degrees Lobe Separation
1	Prelube		55-403 Std Only	1.5 oz. packet
1	Prelube		55-400 Std Only	4 oz. bottle; 1.5 oz. packet No. 55-403 also avail.
16	Lifter	71-70	HT-951 Std Only	Hyd.
16	Lifter	70	HT-951R Std Only	w/Ram Air; Speed-Pro Hi-Revolution Hyd.
16	Lifter, Bulk	71-70	HT-951B Std Only	Hyd.; Carton of 128
16	Lifter, Bulk	70	HT-951RB Std Only	w/Ram Air; Speed-Pro Hi-Revolution Hyd.; Carton of 128
QTY	PUSH ROD	YEARS	PART NO.	DESCRIPTION
16	Push Rod	71-70	RP-3229R Std Only	Chrome-Moly; 9.1300" O.A.L.
16	Push Rod	71-70	RP-3028 Std Only	VINTAGE; 9.1360" O.A.L.
16	Push Rod	70	RP-3304 Std Only	VINTAGE; Ram Air III & IV Eng.s.; 9.2000" O.A.L.
16	Push Rod, Bulk	71-70	BRP-3028 Std Only	VINTAGE; Carton of 100; 9.1360" O.A.L.
QTY	ROCKER PARTS	YEARS	PART NO.	DESCRIPTION
16	Arm Assy.	71-70	R-1032 Std Only	Incl. arm, ball & nut
16	Arm Assy., Bulk	71-70	R-1032B Std Only	Incl. arm, ball & nut; Carton of 64
16	Arm	71-70	R-849A Std Only	
16	Nut	71-70	MR-1934 Std Only	3/8" x 24 UNF
QTY	VALVE	YEARS	PART NO.	DESCRIPTION
8	Exhaust	71	V-1902 Std Only	VINTAGE; Chrome plated stem; 1.7720" Head Dia., 0.3411" Stem Dia., 4.9764" O.A.L.
8	Exhaust	70	V-1823 Std Only	VINTAGE; 1.6600" Head Dia., 0.3410" Stem Dia., 5.0820" O.A.L.
8	Exhaust	70	V-3923 Std Only	VINTAGE; Ram Air III; Chrome plated stem; 1.7720" Head Dia., 0.3409" Stem Dia., 5.0910" O.A.L.
8	Intake	71	V-1903 Std Only	VINTAGE; Chrome plated stem; 2.1100" Head Dia., 0.3420" Stem Dia., 4.9820" O.A.L.
QTY	VALVE GUIDE	YEARS	PART NO.	DESCRIPTION
16	Guide	71-70	VG-5002 Std Only	0.3420" ID, 3.0600" O.A.L
16	Guide	71-70	VG-5002T Std Only	Threaded; 0.3430" ID, 3.0630" O.A.L
16	Guide, Bulk	71-70	VG-5002B Std Only	Carton of 50; 0.3420" ID, 3.0600" O.A.L
16	Guide, Bulk	71-70	VG-5002TB Std Only	Threaded; Carton of 50; 0.3430" ID, 3.0630" O.A.L
QTY	VALVE SPRING	YEARS	PART NO.	DESCRIPTION
16	Spring	71	VS-651 Std Only	VINTAGE; Loc. Inner; 1.7600" Free Height
16	Spring	71-70	VS-665 Std Only	VINTAGE; Loc. Outer; 1.9400" Free Height
16	Spring	70	VS-1580 Std Only	Ram Air IV; Inner and outer assy.; 1.9800" Free Height
16	Spring	70	VS-1433 Std Only	VINTAGE; Loc. Inner; 1.9350" Free Height
QTY	VALVE SEAL	YEARS	PART NO.	DESCRIPTION
16	Valve Stem Seal	71-70	MV-1233C Std Only	O-Ring; (RBB) Rubber
16	Valve Stem Seal	71-70	ST-2092 Std Only	Positive type, Metal Clad; (RBB) Rubber
16	Valve Stem Seal	71-70	ST-2003 Std Only	Positive type; Installation requires valve guide machining; (RBB) Rubber
16	Valve Stem Seal Bulk	71-70	MV-1233 Std Only	O-Ring; Carton of 100; (RBB) Rubber
16	Valve Stem Seal Bulk	71-70	ST-2003BC Std Only	Positive type; Installation requires valve guide machining; Carton of 100; (RBB) Rubber
QTY	VALVE SEAT	YEARS	PART NO.	DESCRIPTION
8	Seat	71-70	245-1750-2 Std Only	Loc. Exh.; Use w/V-1823, V-1832, V-1963 & V-1813; 1.7550" OD, 1.5000" ID, 0.2160" Depth
8	Seat	71-70	245-1750-2N Std Only	Loc. Exh.; Use w/V-1823, V-1832, V-1963 & V-1813; Premium Material; 1.7550" OD, 1.5000" ID, 0.2160" Depth
8	Seat	71-70	245-1812-1 Std Only	Loc. Exh.; Use w/V-1946, V-3923 & V-1902; 1.8175" OD, 1.5625" ID, 0.2480" Depth
8	Seat	71-70	245-1812-1N Std Only	Loc. Exh.; Use w/V-1946, V-3923 & V-1902; Premium Material; 1.8175" OD, 1.5625" ID, 0.2480" Depth
8	Seat	71-70	245-2125-1 Std Only	Loc. Int.; Use w/V-1824 & V-1964; 2.1305" OD, 1.8125" ID, 0.2480" Depth
8	Seat	71-70	245-2125-2 Std Only	Loc. Int.; Use w/V-1903 & V-1826; 2.1305" OD, 1.8750" ID, 0.2480" Depth
QTY	VALVE, MISC	YEARS	PART NO.	DESCRIPTION
32	Keeper	71-70	VK-115A Std Only	1 groove; Square cut key groove; Carton pack 24
32	Keeper	71-70	VK-115 Std Only	1 groove; Square cut key groove; Carton pack 32
32	Keeper	71-70	VK-115R Std Only	1 groove; Square cut key groove; Hardened
32	Keeper, Bulk	71-70	VK-115B Std Only	1 groove; Square cut key groove; Carton of 1000
16	Spring Insert	71-70	259-305A Std Only	.060"; Carton of 100
16	Spring Insert	71-70	259-305B Std Only	VINTAGE; .030"; Carton of 100
QTY	PISTON	YEARS	PART NO.	DESCRIPTION
8	Cast Piston	71-70	411NP Std-20-30-40-60	VINTAGE; Cast; .9804" Pin Dia.; 2 Rings 5/64 Groove, 1 Ring 3/16 Groove, 1.700 CD, Flat Head w/4 valve reliefs - 7.6:1 C.R.

VALVE TRAIN

VALVE TRAIN

(continued on next page)

GM Car (Incl. Buick, Cad., Chev., Olds., Pontiac)

400 6.6L (6555cc) OHV V8 (16 Valve) (Pontiac), 4.121" Bore (GMC Eng.), 4 Bbl. "Eng. Code WK" 1971-1970 552
(cont.)

QTY	PISTON (cont.)	YEARS	PART NO.	DESCRIPTION
8	Cast Piston - Individual	71-70	W411NP Std-20-30-40-60	VINTAGE; Cast; .9804" Pin Dia.; 2 Rings 5/64 Groove, 1 Ring 3/16 Groove, 1.700 CD, Flat Head w/4 valve reliefs - 7.6:1 C.R.
8	POWERFORGED	71-70	L-2262F Std-20-30-40-60	10.75:1 C.R.; Powerforged; Pin wt. = 250 gr.; 0.9802" Pin Dia.; 2 Rings 5/64 Groove, 1 Ring 3/16 Groove, 1.714 CD, Flat, 4 reliefs; DUROSHIELD® skirt coated piston
8	POWERFORGED Piston-Individual	71-70	WL-2262F Std-20-30-40-60	10.75:1 C.R.; Powerforged; Pin wt. = 250 gr.; 0.9802" Pin Dia.; 2 Rings 5/64 Groove, 1 Ring 3/16 Groove, 1.714 CD, Flat, 4 reliefs; DUROSHIELD® skirt coated piston
QTY	RINGS	YEARS	PART NO.	DESCRIPTION
1	Premium Set	71-70	E-299K Std-20-30-40-60	VINTAGE; 2-5/64, 1-3/16; Premium Moly
1	Standard Set	71-70	E-299X Std-30-40-60	VINTAGE; 2-5/64, 1-3/16; Iron
QTY	ENGINE BEARINGS	YEARS	PART NO.	DESCRIPTION
1	Main Set	71-70	113M Std-10-20	Performance; 3/4 grooved
1	Main Set	71-70	4040M Std-1-10-20-30	VINTAGE; Grooved upper main brgs.
1	Rod Set	71-70	8-7050CH Std-10-20	Performance
1	Rod Set	71-70	8-1555CPA Std-10-20-30-40	VINTAGE
8	Rod Pair	71-70	1555CPA Std-10-20-30-40	VINTAGE
1	Cam Set	71-70	1220M Std Only	
QTY	OIL PUMP	YEARS	PART NO.	DESCRIPTION
1	Oil Pump	71-70	224-43364S	High Pressure; 3/4" inlet tube; Incl. screen
1	Inter. Shaft	71-70	224-61236	
QTY	GASKETS	YEARS	PART NO.	DESCRIPTION
1	Kit Gasket Set	71	260-1025	VINTAGE
1	Kit Gasket Set	70	260-1025	VINTAGE; Exc. Ram Air
QTY	FREEZE PLUGS	YEARS	PART NO.	DESCRIPTION
1	Brass Block Plug Kit	71-70	381-8021	VINTAGE
1	Steel Block Plug Kit	71-70	381-4028	
1	Brass Deep Cup Freeze Plug	71-70	381-9010	0.938" Diameter
1	Brass Deep Cup Freeze Plug	71-70	381-9026	1.953" Diameter
1	Steel Deep Cup Freeze Plug	71-70	381-3039	0.938" Diameter
1	Steel Deep Cup Freeze Plug	71-70	381-3042	1.953" Diameter
1	Steel Deep Cup Freeze Plug	71-70	381-3112	2.063" Diameter

400 6.6L (6555cc) OHV V8 (16 Valve) (Pontiac), 4.121" Bore (GMC Eng.), 2 Bbl. "Eng. Code WS" 1971 553

QTY	TIMING	YEARS	PART NO.	DESCRIPTION
1	3 Piece Set	71	KT3-350S	VINTAGE; 223-305, 223-371 not sold separately; (1) 222-350; (1) 223-305; (1) 223-371
QTY	CAMSHAFT/LIFTER	YEARS	PART NO.	DESCRIPTION
16	Lifter	71	HT-951 Std Only	Hyd.
16	Lifter, Bulk	71	HT-951B Std Only	Hyd.; Carton of 128
QTY	PUSH ROD	YEARS	PART NO.	DESCRIPTION
16	Push Rod	71	RP-3229R Std Only	Chrome-Moly; 9.1300" O.A.L.
16	Push Rod	71	RP-3028 Std Only	VINTAGE; 9.1360" O.A.L.
16	Push Rod, Bulk	71	BRP-3028 Std Only	VINTAGE; Carton of 100; 9.1360" O.A.L.
QTY	ROCKER PARTS	YEARS	PART NO.	DESCRIPTION
16	Arm Assy.	71	R-1032 Std Only	Incl. arm, ball & nut
16	Arm Assy., Bulk	71	R-1032B Std Only	Incl. arm, ball & nut; Carton of 64
16	Arm	71	R-849A Std Only	
16	Nut	71	MR-1934 Std Only	3/8" x 24 UNF
QTY	VALVE	YEARS	PART NO.	DESCRIPTION
8	Exhaust	71	V-1832 Std Only	VINTAGE; Chrome plated stem; 1.6600" Head Dia., 0.3405" Stem Dia., 4.9840" O.A.L.
8	Intake	71	V-1964 Std Only	VINTAGE; Chrome plated stem; 1.9600" Head Dia., 0.3415" Stem Dia., 4.9800" O.A.L.
QTY	VALVE GUIDE	YEARS	PART NO.	DESCRIPTION
16	Guide	71	VG-5002 Std Only	0.3420" ID, 3.0600" O.A.L
16	Guide	71	VG-5002T Std Only	Threaded; 0.3430" ID, 3.0630" O.A.L
16	Guide, Bulk	71	VG-5002B Std Only	Carton of 50; 0.3420" ID, 3.0600" O.A.L
16	Guide, Bulk	71	VG-5002TB Std Only	Threaded; Carton of 50; 0.3430" ID, 3.0630" O.A.L
QTY	VALVE SPRING	YEARS	PART NO.	DESCRIPTION
16	Spring	71	VS-651 Std Only	VINTAGE; Loc. Inner; 1.7600" Free Height
16	Spring	71	VS-665 Std Only	VINTAGE; Loc. Outer; 1.9400" Free Height
QTY	VALVE SEAL	YEARS	PART NO.	DESCRIPTION
16	Valve Stem Seal	71	MV-1233C Std Only	O-Ring; (RBB) Rubber
16	Valve Stem Seal	71	ST-2092 Std Only	Positive type, Metal Clad; (RBB) Rubber

(continued on next page)

GM Car (Incl. Buick, Cad., Chev., Olds., Pontiac)

553 400 6.6L (6555cc) OHV V8 (16 Valve) (Pontiac), 4.121" Bore (GMC Eng.), 2 Bbl. "Eng. Code WS" 1971
(cont.)

	QTY	VALVE SEAL (cont.)	YEARS	PART NO.	DESCRIPTION
VALVE TRAIN	16	Valve Stem Seal	71	ST-2003 Std Only	Positive type; Installation requires valve guide machining; (RBB) Rubber
	16	Valve Stem Seal Bulk	71	MV-1233 Std Only	O-Ring; Carton of 100; (RBB) Rubber
	16	Valve Stem Seal Bulk	71	ST-2003BC Std Only	Positive type; Installation requires valve guide machining; Carton of 100; (RBB) Rubber
	8	Seat	71	245-1750-2 Std Only	Loc. Exh.; Use w/V-1823, V-1832, V-1963 & V-1813; 1.7550" OD, 1.5000" ID, 0.2160" Depth
	8	Seat	71	245-1750-2N Std Only	Loc. Exh.; Use w/V-1823, V-1832, V-1963 & V-1813; Premium Material; 1.7550" OD, 1.5000" ID, 0.2160" Depth
	8	Seat	71	245-1812-1 Std Only	Loc. Exh.; Use w/V-1946, V-3923 & V-1902; 1.8175" OD, 1.5625" ID, 0.2480" Depth
	8	Seat	71	245-1812-1N Std Only	Loc. Exh.; Use w/V-1946, V-3923 & V-1902; Premium Material; 1.8175" OD, 1.5625" ID, 0.2480" Depth
	8	Seat	71	245-2125-1 Std Only	Loc. Int.; Use w/V-1824 & V-1964; 2.1305" OD, 1.8125" ID, 0.2480" Depth
	8	Seat	71	245-2125-2 Std Only	Loc. Int.; Use w/V-1903 & V-1826; 2.1305" OD, 1.8750" ID, 0.2480" Depth
	32	Keeper	71	VK-115A Std Only	1 groove; Square cut key groove; Carton pack 24
32	Keeper	71	VK-115 Std Only	1 groove; Square cut key groove; Carton pack 32	
32	Keeper	71	VK-115R Std Only	1 groove; Square cut key groove; Hardened	
32	Keeper, Bulk	71	VK-115B Std Only	1 groove; Square cut key groove; Carton of 1000	
16	Spring Insert	71	259-305A Std Only	.060"; Carton of 100	
16	Spring Insert	71	259-305B Std Only	VINTAGE; .030"; Carton of 100	
BLOCK	8	Cast Piston	71	411NP Std-20-30-40-60	VINTAGE; Cast; .9804" Pin Dia.; 2 Rings 5/64 Groove, 1 Ring 3/16 Groove, 1.700 CD, Flat Head w/4 valve reliefs - 7.6:1 C.R.
	8	Cast Piston - Individual	71	W411NP Std-20-30-40-60	VINTAGE; Cast; .9804" Pin Dia.; 2 Rings 5/64 Groove, 1 Ring 3/16 Groove, 1.700 CD, Flat Head w/4 valve reliefs - 7.6:1 C.R.
	8	POWERFORGED	71	L-2262F Std-20-30-40-60	10.75:1 C.R.; Powerforged; Pin wt. = 250 gr.; 0.9802" Pin Dia.; 2 Rings 5/64 Groove, 1 Ring 3/16 Groove, 1.714 CD, Flat, 4 reliefs; DUROSHIELD® skirt coated piston
	8	POWERFORGED Piston-Individual	71	WL-2262F Std-20-30-40-60	10.75:1 C.R.; Powerforged; Pin wt. = 250 gr.; 0.9802" Pin Dia.; 2 Rings 5/64 Groove, 1 Ring 3/16 Groove, 1.714 CD, Flat, 4 reliefs; DUROSHIELD® skirt coated piston
	1	Premium Set	71	E-299K Std-20-30-40-60	VINTAGE; 2-5/64, 1-3/16; Premium Moly
	1	Standard Set	71	E-299X Std-30-40-60	VINTAGE; 2-5/64, 1-3/16; Iron
	1	Main Set	71	113M Std-10-20	Performance; 3/4 grooved
	1	Main Set	71	4040M Std-1-10-20-30	VINTAGE; Grooved upper main brgs.
	1	Rod Set	71	8-7050CH Std-10-20	Performance
	1	Rod Set	71	8-1555CPA Std-10-20-30-40	VINTAGE
8	Rod Pair	71	1555CPA Std-10-20-30-40	VINTAGE	
1	Cam Set	71	1220M Std Only		
1	Oil Pump	71	224-43364S	High Pressure; 3/4" inlet tube; Incl. screen	
1	Inter. Shaft	71	224-61236		
1	Kit Gasket Set	71	260-1025	VINTAGE	
1	Brass Block Plug Kit	71	381-8021	VINTAGE	
1	Steel Block Plug Kit	71	381-4028		
1	Brass Deep Cup Freeze Plug	71	381-9010	0.938" Diameter	
1	Brass Deep Cup Freeze Plug	71	381-9026	1.953" Diameter	
1	Steel Deep Cup Freeze Plug	71	381-3039	0.938" Diameter	
1	Steel Deep Cup Freeze Plug	71	381-3042	1.953" Diameter	
1	Steel Deep Cup Freeze Plug	71	381-3112	2.063" Diameter	

554 400 6.6L (6555cc) OHV V8 (16 Valve) (Pontiac), 4.121" Bore (GMC Eng.), 4 Bbl. "Eng. Code WS" 1970

	QTY	TIMING	YEARS	PART NO.	DESCRIPTION
	1	3 Piece Set	70	KT3-350S	VINTAGE; 223-305, 223-371 not sold separately; (1) 222-350; (1) 223-305; (1) 223-371
	QTY	CAMSHAFT/LIFTER	YEARS	PART NO.	DESCRIPTION
	1	Camshaft	70	CS-641	VINTAGE; w/A/T; Hydraulic, (050) Duration at .050 Lobe Lift, 208 Exh., 198 Int., 111 Degrees Lobe Separation

(continued on next page)

GM Car (Incl. Buick, Cad., Chev., Olds., Pontiac)

400 6.6L (6555cc) OHV V8 (16 Valve) (Pontiac), 4.121" Bore (GMC Eng.), 4 Bbl. "Eng. Code WS" 1970 554
(cont.)

	CAMSHAFT/LIFTER	YEARS	PART NO.	DESCRIPTION	
VALVE TRAIN	QTY 1				
		(cont.)			
		1		55-403 Std Only	1.5 oz. packet
		1		55-400 Std Only	4 oz. bottle; 1.5 oz. packet No. 55-403 also avail.
		16	70	HT-951 Std Only	Hyd.
		16	70	HT-951R Std Only	w/Ram Air; Speed-Pro Hi-Revolution Hyd.
		16	70	HT-951B Std Only	Hyd.; Carton of 128
		16	70	HT-951RB Std Only	w/Ram Air; Speed-Pro Hi-Revolution Hyd.; Carton of 128
		QTY	YEARS	PART NO.	DESCRIPTION
		16	70	RP-3229R Std Only	Chrome-Moly; 9.1300" O.A.L.
		16	70	RP-3028 Std Only	VINTAGE; 9.1360" O.A.L.
		16	70	RP-3304 Std Only	VINTAGE; Ram Air III & IV Eng.s.; 9.2000" O.A.L.
		16	70	BRP-3028 Std Only	VINTAGE; Carton of 100; 9.1360" O.A.L.
		QTY	YEARS	PART NO.	DESCRIPTION
		16	70	R-1032 Std Only	Incl. arm, ball & nut
		16	70	R-1032B Std Only	Incl. arm, ball & nut; Carton of 64
	16	70	R-849A Std Only		
	16	70	MR-1934 Std Only	3/8" x 24 UNF	
	QTY	YEARS	PART NO.	DESCRIPTION	
	8	70	V-1823 Std Only	VINTAGE; 1.6600" Head Dia., 0.3410" Stem Dia., 5.0820" O.A.L.	
	8	70	V-3923 Std Only	VINTAGE; Ram Air III; Chrome plated stem; 1.7720" Head Dia., 0.3409" Stem Dia., 5.0910" O.A.L.	
	QTY	YEARS	PART NO.	DESCRIPTION	
	16	70	VG-5002 Std Only	0.3420" ID, 3.0600" O.A.L	
	16	70	VG-5002T Std Only	Threaded; 0.3430" ID, 3.0630" O.A.L	
	16	70	VG-5002B Std Only	Carton of 50; 0.3420" ID, 3.0600" O.A.L	
	16	70	VG-5002TB Std Only	Threaded; Carton of 50; 0.3430" ID, 3.0630" O.A.L	
	QTY	YEARS	PART NO.	DESCRIPTION	
	16	70	VS-1580 Std Only	Ram Air IV; Inner and outer assy.; 1.9800" Free Height	
	16	70	VS-1433 Std Only	VINTAGE; Loc. Inner; 1.9350" Free Height	
	16	70	VS-665 Std Only	VINTAGE; Loc. Outer; 1.9400" Free Height	
	QTY	YEARS	PART NO.	DESCRIPTION	
	16	70	MV-1233C Std Only	O-Ring; (RBB) Rubber	
	16	70	ST-2092 Std Only	Positive type, Metal Clad; (RBB) Rubber	
	16	70	ST-2003 Std Only	Positive type; Installation requires valve guide machining; (RBB) Rubber	
	16	70	MV-1233 Std Only	O-Ring; Carton of 100; (RBB) Rubber	
	16	70	ST-2003BC Std Only	Positive type; Installation requires valve guide machining; Carton of 100; (RBB) Rubber	
	QTY	YEARS	PART NO.	DESCRIPTION	
	8	70	245-1750-2 Std Only	Loc. Exh.; Use w/V-1823, V-1832, V-1963 & V-1813; 1.7550" OD, 1.5000" ID, 0.2160" Depth	
	8	70	245-1750-2N Std Only	Loc. Exh.; Use w/V-1823, V-1832, V-1963 & V-1813; Premium Material; 1.7550" OD, 1.5000" ID, 0.2160" Depth	
	8	70	245-1812-1 Std Only	Loc. Exh.; Use w/V-1946, V-3923 & V-1902; 1.8175" OD, 1.5625" ID, 0.2480" Depth	
	8	70	245-1812-1N Std Only	Loc. Exh.; Use w/V-1946, V-3923 & V-1902; Premium Material; 1.8175" OD, 1.5625" ID, 0.2480" Depth	
	8	70	245-2125-1 Std Only	Loc. Int.; Use w/V-1824 & V-1964; 2.1305" OD, 1.8125" ID, 0.2480" Depth	
	8	70	245-2125-2 Std Only	Loc. Int.; Use w/V-1903 & V-1826; 2.1305" OD, 1.8750" ID, 0.2480" Depth	
	QTY	YEARS	PART NO.	DESCRIPTION	
	32	70	VK-115A Std Only	1 groove; Square cut key groove; Carton pack 24	
	32	70	VK-115 Std Only	1 groove; Square cut key groove; Carton pack 32	
	32	70	VK-115R Std Only	1 groove; Square cut key groove; Hardened	
	32	70	VK-115B Std Only	1 groove; Square cut key groove; Carton of 1000	
	16	70	259-305A Std Only	.060"; Carton of 100	
	16	70	259-305B Std Only	VINTAGE; .030"; Carton of 100	
BLOCK	QTY	YEARS	PART NO.	DESCRIPTION	
	8	70	411NP Std-20-30-40-60	VINTAGE; Cast; .9804" Pin Dia.; 2 Rings 5/64 Groove, 1 Ring 3/16 Groove, 1.700 CD, Flat Head w/4 valve reliefs - 7.6:1 C.R.	
	8	70	W411NP Std-20-30-40-60	VINTAGE; Cast; .9804" Pin Dia.; 2 Rings 5/64 Groove, 1 Ring 3/16 Groove, 1.700 CD, Flat Head w/4 valve reliefs - 7.6:1 C.R.	
	8	70	L-2262F Std-20-30-40-60	10.75:1 C.R.; Powerforged; Pin wt. = 250 gr.; 0.9802" Pin Dia.; 2 Rings 5/64 Groove, 1 Ring 3/16 Groove, 1.714 CD, Flat, 4 reliefs; DUROSHIELD® skirt coated piston	

(continued on next page)

GM Car (Incl. Buick, Cad., Chev., Olds., Pontiac)

554 400 6.6L (6555cc) OHV V8 (16 Valve) (Pontiac), 4.121" Bore (GMC Eng.), 4 Bbl. "Eng. Code WS" 1970
(cont.)

	QTY	PISTON (cont.)	YEARS	PART NO.	DESCRIPTION
BLOCK	8	POWERFORGED Piston-Individual	70	WL-2262F Std-20-30-40-60	10.75:1 C.R.; Powerforged; Pin wt. = 250 gr.; 0.9802" Pin Dia.; 2 Rings 5/64 Groove, 1 Ring 3/16 Groove, 1.714 CD, Flat, 4 reliefs; DUROSHIELD® skirt coated piston
	1	Premium Set	70	E-299K Std-20-30-40-60	VINTAGE; 2-5/64, 1-3/16; Premium Moly
	1	Standard Set	70	E-299X Std-30-40-60	VINTAGE; 2-5/64, 1-3/16; Iron
	1	Main Set	70	113M Std-10-20	Performance; 3/4 grooved
	1	Main Set	70	4040M Std-1-10-20-30	VINTAGE; Grooved upper main brgs.
	1	Rod Set	70	8-7050CH Std-10-20	Performance
	1	Rod Set	70	8-1555CPA Std-10-20-30-40	VINTAGE
	8	Rod Pair	70	1555CPA Std-10-20-30-40	VINTAGE
	1	Cam Set	70	1220M Std Only	
	1	Oil Pump	70	224-43364S	High Pressure; 3/4" inlet tube; Incl. screen
1	Inter. Shaft	70	224-61236		
1	Kit Gasket Set	70	260-1025	VINTAGE; Exc. Ram Air	
1	Brass Block Plug Kit	70	381-8021	VINTAGE	
1	Steel Block Plug Kit	70	381-4028		
1	Brass Deep Cup Freeze Plug	70	381-9010	0.938" Diameter	
1	Brass Deep Cup Freeze Plug	70	381-9026	1.953" Diameter	
1	Steel Deep Cup Freeze Plug	70	381-3039	0.938" Diameter	
1	Steel Deep Cup Freeze Plug	70	381-3042	1.953" Diameter	
1	Steel Deep Cup Freeze Plug	70	381-3112	2.063" Diameter	

555 400 6.6L (6555cc) OHV V8 (16 Valve) (Pontiac), 4.121" Bore (GMC Eng.), 4 Bbl. "Eng. Code WT" 1971-1970

	QTY	TIMING	YEARS	PART NO.	DESCRIPTION
VALVE TRAIN	1	3 Piece Set	71-70	KT3-350S	VINTAGE; 223-305, 223-371 not sold separately; (1) 222-350; (1) 223-305; (1) 223-371
	1	Camshaft	71-70	CS-641	VINTAGE; w/A/T; Hydraulic, (050) Duration at .050 Lobe Lift, 208 Exh., 198 Int., 111 Degrees Lobe Separation
	1	Prelube		55-403 Std Only	1.5 oz. packet
	1	Prelube		55-400 Std Only	4 oz. bottle; 1.5 oz. packet No. 55-403 also avail.
	16	Lifter	71-70	HT-951 Std Only	Hyd.
	16	Lifter	70	HT-951R Std Only	w/Ram Air; Speed-Pro Hi-Revolution Hyd.
	16	Lifter, Bulk	71-70	HT-951B Std Only	Hyd.; Carton of 128
	16	Lifter, Bulk	70	HT-951RB Std Only	w/Ram Air; Speed-Pro Hi-Revolution Hyd.; Carton of 128
	16	Push Rod	71-70	RP-3229R Std Only	Chrome-Moly; 9.1300" O.A.L.
	16	Push Rod	71-70	RP-3028 Std Only	VINTAGE; 9.1360" O.A.L.
16	Push Rod	70	RP-3304 Std Only	VINTAGE; Ram Air III & IV Eng.; 9.2000" O.A.L.	
16	Push Rod, Bulk	71-70	BRP-3028 Std Only	VINTAGE; Carton of 100; 9.1360" O.A.L.	
16	Arm Assy.	71-70	R-1032 Std Only	Incl. arm, ball & nut	
16	Arm Assy., Bulk	71-70	R-1032B Std Only	Incl. arm, ball & nut; Carton of 64	
16	Arm	71-70	R-849A Std Only		
16	Nut	71-70	MR-1934 Std Only	3/8" x 24 UNF	
8	Exhaust	71	V-1902 Std Only	VINTAGE; Chrome plated stem; 1.7720" Head Dia., 0.3411" Stem Dia., 4.9764" O.A.L.	
8	Exhaust	70	V-1823 Std Only	VINTAGE; 1.6600" Head Dia., 0.3410" Stem Dia., 5.0820" O.A.L.	
8	Exhaust	70	V-3923 Std Only	VINTAGE; Ram Air III; Chrome plated stem; 1.7720" Head Dia., 0.3409" Stem Dia., 5.0910" O.A.L.	
8	Intake	71	V-1903 Std Only	VINTAGE; Chrome plated stem; 2.1100" Head Dia., 0.3420" Stem Dia., 4.9820" O.A.L.	
16	Guide	71-70	VG-5002 Std Only	0.3420" ID, 3.0600" O.A.L	
16	Guide	71-70	VG-5002T Std Only	Threaded; 0.3430" ID, 3.0630" O.A.L	
16	Guide, Bulk	71-70	VG-5002B Std Only	Carton of 50; 0.3420" ID, 3.0600" O.A.L	
16	Guide, Bulk	71-70	VG-5002TB Std Only	Threaded; Carton of 50; 0.3430" ID, 3.0630" O.A.L	
16	Spring	71	VS-651 Std Only	VINTAGE; Loc. Inner; 1.7600" Free Height	
16	Spring	71-70	VS-665 Std Only	VINTAGE; Loc. Outer; 1.9400" Free Height	
16	Spring	70	VS-1580 Std Only	Ram Air IV; Inner and outer assy.; 1.9800" Free Height	

(continued on next page)

GM Car (Incl. Buick, Cad., Chev., Olds., Pontiac)

400 6.6L (6555cc) OHV V8 (16 Valve) (Pontiac), 4.121" Bore (GMC Eng.), 4 Bbl. "Eng. Code WT" 1971-1970 **555**
(cont.)

QTY	VALVE SPRING (cont.)	YEARS	PART NO.	DESCRIPTION
16	Spring	70	VS-1433 Std Only	VINTAGE; Loc. Inner; 1.9350" Free Height
QTY	VALVE SEAL	YEARS	PART NO.	DESCRIPTION
16	Valve Stem Seal	71-70	MV-1233C Std Only	O-Ring; (RBB) Rubber
16	Valve Stem Seal	71-70	ST-2092 Std Only	Positive type, Metal Clad; (RBB) Rubber
16	Valve Stem Seal	71-70	ST-2003 Std Only	Positive type; Installation requires valve guide machining; (RBB) Rubber
16	Valve Stem Seal Bulk	71-70	MV-1233 Std Only	O-Ring; Carton of 100; (RBB) Rubber
16	Valve Stem Seal Bulk	71-70	ST-2003BC Std Only	Positive type; Installation requires valve guide machining; Carton of 100; (RBB) Rubber
QTY	VALVE SEAT	YEARS	PART NO.	DESCRIPTION
8	Seat	71-70	245-1750-2 Std Only	Loc. Exh.; Use w/V-1823, V-1832, V-1963 & V-1813; 1.7550" OD, 1.5000" ID, 0.2160" Depth
8	Seat	71-70	245-1750-2N Std Only	Loc. Exh.; Use w/V-1823, V-1832, V-1963 & V-1813; Premium Material; 1.7550" OD, 1.5000" ID, 0.2160" Depth
8	Seat	71-70	245-1812-1 Std Only	Loc. Exh.; Use w/V-1946, V-3923 & V-1902; 1.8175" OD, 1.5625" ID, 0.2480" Depth
8	Seat	71-70	245-1812-1N Std Only	Loc. Exh.; Use w/V-1946, V-3923 & V-1902; Premium Material; 1.8175" OD, 1.5625" ID, 0.2480" Depth
8	Seat	71-70	245-2125-1 Std Only	Loc. Int.; Use w/V-1824 & V-1964; 2.1305" OD, 1.8125" ID, 0.2480" Depth
8	Seat	71-70	245-2125-2 Std Only	Loc. Int.; Use w/V-1903 & V-1826; 2.1305" OD, 1.8750" ID, 0.2480" Depth
QTY	VALVE, MISC	YEARS	PART NO.	DESCRIPTION
32	Keeper	71-70	VK-115A Std Only	1 groove; Square cut key groove; Carton pack 24
32	Keeper	71-70	VK-115 Std Only	1 groove; Square cut key groove; Carton pack 32
32	Keeper	71-70	VK-115R Std Only	1 groove; Square cut key groove; Hardened
32	Keeper, Bulk	71-70	VK-115B Std Only	1 groove; Square cut key groove; Carton of 1000
16	Spring Insert	71-70	259-305A Std Only	.060"; Carton of 100
16	Spring Insert	71-70	259-305B Std Only	VINTAGE; .030"; Carton of 100
QTY	PISTON	YEARS	PART NO.	DESCRIPTION
8	Cast Piston	71-70	411NP Std-20-30-40-60	VINTAGE; Cast; .9804" Pin Dia.; 2 Rings 5/64 Groove, 1 Ring 3/16 Groove, 1.700 CD, Flat Head w/4 valve reliefs - 7.6:1 C.R.
8	Cast Piston - Individual	71-70	W411NP Std-20-30-40-60	VINTAGE; Cast; .9804" Pin Dia.; 2 Rings 5/64 Groove, 1 Ring 3/16 Groove, 1.700 CD, Flat Head w/4 valve reliefs - 7.6:1 C.R.
8	POWERFORGED	71-70	L-2262F Std-20-30-40-60	10.75:1 C.R.; Powerforged; Pin wt. = 250 gr.; 0.9802" Pin Dia.; 2 Rings 5/64 Groove, 1 Ring 3/16 Groove, 1.714 CD, Flat, 4 reliefs; DUROSHIELD® skirt coated piston
8	POWERFORGED Piston-Individual	71-70	WL-2262F Std-20-30-40-60	10.75:1 C.R.; Powerforged; Pin wt. = 250 gr.; 0.9802" Pin Dia.; 2 Rings 5/64 Groove, 1 Ring 3/16 Groove, 1.714 CD, Flat, 4 reliefs; DUROSHIELD® skirt coated piston
QTY	RINGS	YEARS	PART NO.	DESCRIPTION
1	Premium Set	71-70	E-299K Std-20-30-40-60	VINTAGE; 2-5/64, 1-3/16; Premium Moly
1	Standard Set	71-70	E-299X Std-30-40-60	VINTAGE; 2-5/64, 1-3/16; Iron
QTY	ENGINE BEARINGS	YEARS	PART NO.	DESCRIPTION
1	Main Set	71-70	113M Std-10-20	Performance; 3/4 grooved
1	Main Set	71-70	4040M Std-1-10-20-30	VINTAGE; Grooved upper main brgs.
1	Rod Set	71-70	8-7050CH Std-10-20	Performance
1	Rod Set	71-70	8-1555CPA Std-10-20-30-40	VINTAGE
8	Rod Pair	71-70	1555CPA Std-10-20-30-40	VINTAGE
1	Cam Set	71-70	1220M Std Only	
QTY	OIL PUMP	YEARS	PART NO.	DESCRIPTION
1	Oil Pump	71-70	224-43364S	High Pressure; 3/4" inlet tube; Incl. screen
1	Inter. Shaft	71-70	224-61236	
QTY	GASKETS	YEARS	PART NO.	DESCRIPTION
1	Kit Gasket Set	71	260-1025	VINTAGE
1	Kit Gasket Set	70	260-1025	VINTAGE; Exc. Ram Air
QTY	FREEZE PLUGS	YEARS	PART NO.	DESCRIPTION
1	Brass Block Plug Kit	71-70	381-8021	VINTAGE
1	Steel Block Plug Kit	71-70	381-4028	
1	Brass Deep Cup Freeze Plug	71-70	381-9010	0.938" Diameter
1	Brass Deep Cup Freeze Plug	71-70	381-9026	1.953" Diameter
1	Steel Deep Cup Freeze Plug	71-70	381-3039	0.938" Diameter
1	Steel Deep Cup Freeze Plug	71-70	381-3042	1.953" Diameter
1	Steel Deep Cup Freeze Plug	71-70	381-3112	2.063" Diameter

VALVE TRAIN

VALVE TRAIN

BLOCK

BLOCK

GM Car (Incl. Buick, Cad., Chev., Olds., Pontiac)

556 400 6.6L (6555cc) OHV V8 (16 Valve) (Pontiac), 4.121" Bore (GMC Eng.), 4 Bbl. "Eng. Code WW" 1970

QTY	TIMING	YEARS	PART NO.	DESCRIPTION
1	3 Piece Set	70	KT3-350S	VINTAGE; 223-305, 223-371 not sold separately; (1) 222-350; (1) 223-305; (1) 223-371
1	CAMSHAFT/LIFTER Camshaft	70	CS-641	DESCRIPTION VINTAGE; w/A/T; Hydraulic, (050) Duration at .050 Lobe Lift, 208 Exh., 198 Int., 111 Degrees Lobe Separation
1	Prelube		55-403 Std Only	1.5 oz. packet
1	Prelube		55-400 Std Only	4 oz. bottle; 1.5 oz. packet No. 55-403 also avail.
16	Lifter	70	HT-951 Std Only	Hyd.
16	Lifter	70	HT-951R Std Only	w/Ram Air; Speed-Pro Hi-Revolution Hyd.
16	Lifter, Bulk	70	HT-951B Std Only	Hyd.; Carton of 128
16	Lifter, Bulk	70	HT-951RB Std Only	w/Ram Air; Speed-Pro Hi-Revolution Hyd.; Carton of 128
16	PUSH ROD Push Rod	70	RP-3229R Std Only	DESCRIPTION Chrome-Moly; 9.1300" O.A.L.
16	Push Rod	70	RP-3028 Std Only	VINTAGE; 9.1360" O.A.L.
16	Push Rod	70	RP-3304 Std Only	VINTAGE; Ram Air III & IV Eng's; 9.2000" O.A.L.
16	Push Rod, Bulk	70	BRP-3028 Std Only	VINTAGE; Carton of 100; 9.1360" O.A.L.
16	ROCKER PARTS Arm Assy.	70	R-1032 Std Only	DESCRIPTION Incl. arm, ball & nut
16	Arm Assy., Bulk	70	R-1032B Std Only	Incl. arm, ball & nut; Carton of 64
16	Arm	70	R-849A Std Only	
16	Nut	70	MR-1934 Std Only	3/8" x 24 UNF
8	VALVE Exhaust	70	V-1823 Std Only	DESCRIPTION VINTAGE; 1.6600" Head Dia., 0.3410" Stem Dia., 5.0820" O.A.L.
8	Exhaust	70	V-3923 Std Only	VINTAGE; Ram Air III; Chrome plated stem; 1.7720" Head Dia., 0.3409" Stem Dia., 5.0910" O.A.L.
16	VALVE GUIDE Guide	70	VG-5002 Std Only	DESCRIPTION 0.3420" ID, 3.0600" O.A.L
16	Guide	70	VG-5002T Std Only	Threaded; 0.3430" ID, 3.0630" O.A.L
16	Guide, Bulk	70	VG-5002B Std Only	Carton of 50; 0.3420" ID, 3.0600" O.A.L
16	Guide, Bulk	70	VG-5002TB Std Only	Threaded; Carton of 50; 0.3430" ID, 3.0630" O.A.L
16	VALVE SPRING Spring	70	VS-1580 Std Only	DESCRIPTION Ram Air IV; Inner and outer assy.; 1.9800" Free Height
16	Spring	70	VS-1433 Std Only	VINTAGE; Loc. Inner; 1.9350" Free Height
16	Spring	70	VS-665 Std Only	VINTAGE; Loc. Outer; 1.9400" Free Height
16	VALVE SEAL Valve Stem Seal	70	MV-1233C Std Only	DESCRIPTION O-Ring; (RBB) Rubber
16	Valve Stem Seal	70	ST-2092 Std Only	Positive type, Metal Clad; (RBB) Rubber
16	Valve Stem Seal	70	ST-2003 Std Only	Positive type; Installation requires valve guide machining; (RBB) Rubber
16	Valve Stem Seal Bulk	70	MV-1233 Std Only	O-Ring; Carton of 100; (RBB) Rubber
16	Valve Stem Seal Bulk	70	ST-2003BC Std Only	Positive type; Installation requires valve guide machining; Carton of 100; (RBB) Rubber
8	VALVE SEAT Seat	70	245-1750-2 Std Only	DESCRIPTION Loc. Exh.; Use w/V-1823, V-1832, V-1963 & V-1813; 1.7550" OD, 1.5000" ID, 0.2160" Depth
8	Seat	70	245-1750-2N Std Only	Loc. Exh.; Use w/V-1823, V-1832, V-1963 & V-1813; Premium Material; 1.7550" OD, 1.5000" ID, 0.2160" Depth
8	Seat	70	245-1812-1 Std Only	Loc. Exh.; Use w/V-1946, V-3923 & V-1902; 1.8175" OD, 1.5625" ID, 0.2480" Depth
8	Seat	70	245-1812-1N Std Only	Loc. Exh.; Use w/V-1946, V-3923 & V-1902; Premium Material; 1.8175" OD, 1.5625" ID, 0.2480" Depth
8	Seat	70	245-2125-1 Std Only	Loc. Int.; Use w/V-1824 & V-1964; 2.1305" OD, 1.8125" ID, 0.2480" Depth
8	Seat	70	245-2125-2 Std Only	Loc. Int.; Use w/V-1903 & V-1826; 2.1305" OD, 1.8750" ID, 0.2480" Depth
32	VALVE, MISC Keeper	70	VK-115A Std Only	DESCRIPTION 1 groove; Square cut key groove; Carton pack 24
32	Keeper	70	VK-115 Std Only	1 groove; Square cut key groove; Carton pack 32
32	Keeper	70	VK-115R Std Only	1 groove; Square cut key groove; Hardened
32	Keeper, Bulk	70	VK-115B Std Only	1 groove; Square cut key groove; Carton of 1000
16	Spring Insert	70	259-305A Std Only	.060"; Carton of 100
16	Spring Insert	70	259-305B Std Only	VINTAGE; .030"; Carton of 100
8	PISTON Cast Piston	70	411NP Std-20-30-40-60	DESCRIPTION VINTAGE; Cast; .9804" Pin Dia.; 2 Rings 5/64 Groove, 1 Ring 3/16 Groove, 1.700 CD, Flat Head w/4 valve reliefs - 7.6:1 C.R.
8	Cast Piston - Individual	70	W411NP Std-20-30-40-60	VINTAGE; Cast; .9804" Pin Dia.; 2 Rings 5/64 Groove, 1 Ring 3/16 Groove, 1.700 CD, Flat Head w/4 valve reliefs - 7.6:1 C.R.

VALVE TRAIN

VALVE TRAIN

(continued on next page)

GM Car (Incl. Buick, Cad., Chev., Olds., Pontiac)

400 6.6L (6555cc) OHV V8 (16 Valve) (Pontiac), 4.121" Bore (GMC Eng.), 4 Bbl. "Eng. Code WW" 1970 556
(cont.)

	QTY	PART NO.	YEARS	DESCRIPTION
BLOCK	8	PISTON (cont.) POWERFORGED	70	L-2262F Std-20-30-40-60 10.75:1 C.R.; Powerforged; Pin wt. = 250 gr.; 0.9802" Pin Dia.; 2 Rings 5/64 Groove, 1 Ring 3/16 Groove, 1.714 CD, Flat, 4 reliefs; DUROSHIELD® skirt coated piston
	8	POWERFORGED Piston-Individual	70	WL-2262F Std-20-30-40-60 10.75:1 C.R.; Powerforged; Pin wt. = 250 gr.; 0.9802" Pin Dia.; 2 Rings 5/64 Groove, 1 Ring 3/16 Groove, 1.714 CD, Flat, 4 reliefs; DUROSHIELD® skirt coated piston
	1	RINGS Premium Set	70	E-299K Std-20-30-40-60 VINTAGE; 2-5/64, 1-3/16; Premium Moly
	1	Standard Set	70	E-299X Std-30-40-60 VINTAGE; 2-5/64, 1-3/16; Iron
	1	ENGINE BEARINGS Main Set	70	113M Std-10-20 Performance; 3/4 grooved
	1	Main Set	70	4040M Std-1-10-20-30 VINTAGE; Grooved upper main brgs.
	1	Rod Set	70	8-7050CH Std-10-20 Performance
	1	Rod Set	70	8-1555CPA Std-10-20-30-40 VINTAGE
	8	Rod Pair	70	1555CPA Std-10-20-30-40 VINTAGE
	1	Cam Set	70	1220M Std Only
1	OIL PUMP Oil Pump	70	224-43364S High Pressure; 3/4" inlet tube; Incl. screen	
1	Inter. Shaft	70	224-61236	
1	GASKETS Kit Gasket Set	70	260-1025 VINTAGE; Exc. Ram Air	
1	FREEZE PLUGS Brass Block Plug Kit	70	381-8021 VINTAGE	
1	Steel Block Plug Kit	70	381-4028	
1	Brass Deep Cup Freeze Plug	70	381-9010 0.938" Diameter	
1	Brass Deep Cup Freeze Plug	70	381-9026 1.953" Diameter	
1	Steel Deep Cup Freeze Plug	70	381-3039 0.938" Diameter	
1	Steel Deep Cup Freeze Plug	70	381-3042 1.953" Diameter	
1	Steel Deep Cup Freeze Plug	70	381-3112 2.063" Diameter	

400 6.6L (6555cc) OHV V8 (16 Valve) (Pontiac), 4.121" Bore (GMC Eng.), 2 Bbl. "Eng. Code WX" 1971 557

	QTY	PART NO.	YEARS	DESCRIPTION
VALVE TRAIN	1	TIMING 3 Piece Set	71	KT3-350S VINTAGE; 223-305, 223-371 not sold separately; (1) 222-350; (1) 223-305; (1) 223-371
	16	CAMSHAFT/LIFTER Lifter	71	HT-951 Std Only Hyd.
	16	Lifter, Bulk	71	HT-951B Std Only Hyd.; Carton of 128
	16	PUSH ROD Push Rod	71	RP-3229R Std Only Chrome-Moly; 9.1300" O.A.L.
	16	Push Rod	71	RP-3028 Std Only VINTAGE; 9.1360" O.A.L.
	16	Push Rod, Bulk	71	BRP-3028 Std Only VINTAGE; Carton of 100; 9.1360" O.A.L.
	16	ROCKER PARTS Arm Assy.	71	R-1032 Std Only Incl. arm, ball & nut
	16	Arm Assy., Bulk	71	R-1032B Std Only Incl. arm, ball & nut; Carton of 64
	16	Arm	71	R-849A Std Only
	16	Nut	71	MR-1934 Std Only 3/8" x 24 UNF
	8	VALVE Exhaust	71	V-1832 Std Only VINTAGE; Chrome plated stem; 1.6600" Head Dia., 0.3405" Stem Dia., 4.9840" O.A.L.
	8	Intake	71	V-1964 Std Only VINTAGE; Chrome plated stem; 1.9600" Head Dia., 0.3415" Stem Dia., 4.9800" O.A.L.
	16	VALVE GUIDE Guide	71	VG-5002 Std Only 0.3420" ID, 3.0600" O.A.L
	16	Guide	71	VG-5002T Std Only Threaded; 0.3430" ID, 3.0630" O.A.L
	16	Guide, Bulk	71	VG-5002B Std Only Carton of 50; 0.3420" ID, 3.0600" O.A.L
16	Guide, Bulk	71	VG-5002TB Std Only Threaded; Carton of 50; 0.3430" ID, 3.0630" O.A.L	
16	VALVE SPRING Spring	71	VS-651 Std Only VINTAGE; Loc. Inner; 1.7600" Free Height	
16	Spring	71	VS-665 Std Only VINTAGE; Loc. Outer; 1.9400" Free Height	
16	VALVE SEAL Valve Stem Seal	71	MV-1233C Std Only O-Ring; (RBB) Rubber	
16	Valve Stem Seal	71	ST-2092 Std Only Positive type, Metal Clad; (RBB) Rubber	
16	Valve Stem Seal	71	ST-2003 Std Only Positive type; Installation requires valve guide machining; (RBB) Rubber	
16	Valve Stem Seal Bulk	71	MV-1233 Std Only O-Ring; Carton of 100; (RBB) Rubber	
16	Valve Stem Seal Bulk	71	ST-2003BC Std Only Positive type; Installation requires valve guide machining; Carton of 100; (RBB) Rubber	

(continued on next page)

GM Car (Incl. Buick, Cad., Chev., Olds., Pontiac)

557 400 6.6L (6555cc) OHV V8 (16 Valve) (Pontiac), 4.121" Bore (GMC Eng.), 2 Bbl. "Eng. Code WX" 1971
(cont.)

VALVE TRAIN	QTY	VALVE SEAT	YEARS	PART NO.	DESCRIPTION	VALVE TRAIN
	8	Seat	71	245-1750-2 Std Only	Loc. Exh.; Use w/V-1823, V-1832, V-1963 & V-1813; 1.7550" OD, 1.5000" ID, 0.2160" Depth	
	8	Seat	71	245-1750-2N Std Only	Loc. Exh.; Use w/V-1823, V-1832, V-1963 & V-1813; Premium Material; 1.7550" OD, 1.5000" ID, 0.2160" Depth	
	8	Seat	71	245-1812-1 Std Only	Loc. Exh.; Use w/V-1946, V-3923 & V-1902; 1.8175" OD, 1.5625" ID, 0.2480" Depth	
	8	Seat	71	245-1812-1N Std Only	Loc. Exh.; Use w/V-1946, V-3923 & V-1902; Premium Material; 1.8175" OD, 1.5625" ID, 0.2480" Depth	
	8	Seat	71	245-2125-1 Std Only	Loc. Int.; Use w/V-1824 & V-1964; 2.1305" OD, 1.8125" ID, 0.2480" Depth	
	8	Seat	71	245-2125-2 Std Only	Loc. Int.; Use w/V-1903 & V-1826; 2.1305" OD, 1.8750" ID, 0.2480" Depth	
BLOCK	QTY	VALVE, MISC	YEARS	PART NO.	DESCRIPTION	BLOCK
	32	Keeper	71	VK-115A Std Only	1 groove; Square cut key groove; Carton pack 24	
	32	Keeper	71	VK-115 Std Only	1 groove; Square cut key groove; Carton pack 32	
	32	Keeper	71	VK-115R Std Only	1 groove; Square cut key groove; Hardened	
	32	Keeper, Bulk	71	VK-115B Std Only	1 groove; Square cut key groove; Carton of 1000	
	16	Spring Insert	71	259-305A Std Only	.060"; Carton of 100	
	16	Spring Insert	71	259-305B Std Only	VINTAGE; .030"; Carton of 100	
BLOCK	QTY	PISTON	YEARS	PART NO.	DESCRIPTION	BLOCK
	8	Cast Piston	71	411NP Std-20-30-40-60	VINTAGE; Cast; .9804" Pin Dia.; 2 Rings 5/64 Groove, 1 Ring 3/16 Groove, 1.700 CD, Flat Head w/4 valve reliefs - 7.6:1 C.R.	
	8	Cast Piston - Individual	71	W411NP Std-20-30-40-60	VINTAGE; Cast; .9804" Pin Dia.; 2 Rings 5/64 Groove, 1 Ring 3/16 Groove, 1.700 CD, Flat Head w/4 valve reliefs - 7.6:1 C.R.	
	8	POWERFORGED	71	L-2262F Std-20-30-40-60	10.75:1 C.R.; Powerforged; Pin wt. = 250 gr.; 0.9802" Pin Dia.; 2 Rings 5/64 Groove, 1 Ring 3/16 Groove, 1.714 CD, Flat, 4 reliefs; DUROSHIELD® skirt coated piston	
	8	POWERFORGED Piston-Individual	71	WL-2262F Std-20-30-40-60	10.75:1 C.R.; Powerforged; Pin wt. = 250 gr.; 0.9802" Pin Dia.; 2 Rings 5/64 Groove, 1 Ring 3/16 Groove, 1.714 CD, Flat, 4 reliefs; DUROSHIELD® skirt coated piston	
BLOCK	QTY	RINGS	YEARS	PART NO.	DESCRIPTION	BLOCK
	1	Premium Set	71	E-299K Std-20-30-40-60	VINTAGE; 2-5/64, 1-3/16; Premium Moly	
	1	Standard Set	71	E-299X Std-30-40-60	VINTAGE; 2-5/64, 1-3/16; Iron	
BLOCK	QTY	ENGINE BEARINGS	YEARS	PART NO.	DESCRIPTION	BLOCK
	1	Main Set	71	113M Std-10-20	Performance; 3/4 grooved	
	1	Main Set	71	4040M Std-1-10-20-30	VINTAGE; Grooved upper main brgs.	
	1	Rod Set	71	8-7050CH Std-10-20	Performance	
	1	Rod Set	71	8-1555CPA Std-10-20-30-40	VINTAGE	
	8	Rod Pair	71	1555CPA Std-10-20-30-40	VINTAGE	
	1	Cam Set	71	1220M Std Only	VINTAGE	
BLOCK	QTY	OIL PUMP	YEARS	PART NO.	DESCRIPTION	BLOCK
	1	Oil Pump	71	224-43364S	High Pressure; 3/4" inlet tube; Incl. screen	
	1	Inter. Shaft	71	224-61236		
BLOCK	QTY	GASKETS	YEARS	PART NO.	DESCRIPTION	BLOCK
	1	Kit Gasket Set	71	260-1025	VINTAGE	
BLOCK	QTY	FREEZE PLUGS	YEARS	PART NO.	DESCRIPTION	BLOCK
	1	Brass Block Plug Kit	71	381-8021	VINTAGE	
	1	Steel Block Plug Kit	71	381-4028		
	1	Brass Deep Cup Freeze Plug	71	381-9010	0.938" Diameter	
	1	Brass Deep Cup Freeze Plug	71	381-9026	1.953" Diameter	
	1	Steel Deep Cup Freeze Plug	71	381-3039	0.938" Diameter	
	1	Steel Deep Cup Freeze Plug	71	381-3042	1.953" Diameter	
	1	Steel Deep Cup Freeze Plug	71	381-3112	2.063" Diameter	

558 400 6.6L (6555cc) OHV V8 (16 Valve) (Pontiac), 4.121" Bore (GMC Eng.), 4 Bbl. "Eng. Code WX" 1970

QTY	TIMING	YEARS	PART NO.	DESCRIPTION
1	3 Piece Set	70	KT3-350S	VINTAGE; 223-305, 223-371 not sold separately; (1) 222-350; (1) 223-305; (1) 223-371
QTY	CAMSHAFT/LIFTER	YEARS	PART NO.	DESCRIPTION
1	Camshaft	70	CS-641	VINTAGE; w/A/T; Hydraulic, (050) Duration at .050 Lobe Lift, 208 Exh., 198 Int., 111 Degrees Lobe Separation
1	Prelube		55-403 Std Only	1.5 oz. packet
1	Prelube		55-400 Std Only	4 oz. bottle; 1.5 oz. packet No. 55-403 also avail.
16	Lifter	70	HT-951 Std Only	Hyd.
16	Lifter	70	HT-951R Std Only	w/Ram Air; Speed-Pro Hi-Revolution Hyd.
16	Lifter, Bulk	70	HT-951B Std Only	Hyd.; Carton of 128
16	Lifter, Bulk	70	HT-951RB Std Only	w/Ram Air; Speed-Pro Hi-Revolution Hyd.; Carton of 128

(continued on next page)

GM Car (Incl. Buick, Cad., Chev., Olds., Pontiac)

400 6.6L (6555cc) OHV V8 (16 Valve) (Pontiac), 4.121" Bore (GMC Eng.), 4 Bbl. "Eng. Code WX" 1970 558 (cont.)

QTY	PART NO.	YEARS	PART NO.	DESCRIPTION
16	PUSH ROD	70	RP-3229R Std Only	Chrome-Moly; 9.1300" O.A.L.
16	Push Rod	70	RP-3028 Std Only	VINTAGE; 9.1360" O.A.L.
16	Push Rod	70	RP-3304 Std Only	VINTAGE; Ram Air III & IV Eng.s.; 9.2000" O.A.L.
16	Push Rod, Bulk	70	BRP-3028 Std Only	VINTAGE; Carton of 100; 9.1360" O.A.L.
QTY	ROCKER PARTS	YEARS	PART NO.	DESCRIPTION
16	Arm Assy.	70	R-1032 Std Only	Incl. arm, ball & nut
16	Arm Assy., Bulk	70	R-1032B Std Only	Incl. arm, ball & nut; Carton of 64
16	Arm	70	R-849A Std Only	
16	Nut	70	MR-1934 Std Only	3/8" x 24 UNF
QTY	VALVE	YEARS	PART NO.	DESCRIPTION
8	Exhaust	70	V-1823 Std Only	VINTAGE; 1.6600" Head Dia., 0.3410" Stem Dia., 5.0820" O.A.L.
8	Exhaust	70	V-3923 Std Only	VINTAGE; Ram Air III; Chrome plated stem; 1.7720" Head Dia., 0.3409" Stem Dia., 5.0910" O.A.L.
QTY	VALVE GUIDE	YEARS	PART NO.	DESCRIPTION
16	Guide	70	VG-5002 Std Only	0.3420" ID, 3.0600" O.A.L
16	Guide	70	VG-5002T Std Only	Threaded; 0.3430" ID, 3.0630" O.A.L
16	Guide, Bulk	70	VG-5002B Std Only	Carton of 50; 0.3420" ID, 3.0600" O.A.L
16	Guide, Bulk	70	VG-5002TB Std Only	Threaded; Carton of 50; 0.3430" ID, 3.0630" O.A.L
QTY	VALVE SPRING	YEARS	PART NO.	DESCRIPTION
16	Spring	70	VS-1580 Std Only	Ram Air IV; Inner and outer assy.; 1.9800" Free Height
16	Spring	70	VS-1433 Std Only	VINTAGE; Loc. Inner; 1.9350" Free Height
16	Spring	70	VS-665 Std Only	VINTAGE; Loc. Outer; 1.9400" Free Height
QTY	VALVE SEAL	YEARS	PART NO.	DESCRIPTION
16	Valve Stem Seal	70	MV-1233C Std Only	O-Ring; (RBB) Rubber
16	Valve Stem Seal	70	ST-2092 Std Only	Positive type, Metal Clad; (RBB) Rubber
16	Valve Stem Seal	70	ST-2003 Std Only	Positive type; Installation requires valve guide machining; (RBB) Rubber
16	Valve Stem Seal Bulk	70	MV-1233 Std Only	O-Ring; Carton of 100; (RBB) Rubber
16	Valve Stem Seal Bulk	70	ST-2003BC Std Only	Positive type; Installation requires valve guide machining; Carton of 100; (RBB) Rubber
QTY	VALVE SEAT	YEARS	PART NO.	DESCRIPTION
8	Seat	70	245-1750-2 Std Only	Loc. Exh.; Use w/V-1823, V-1832, V-1963 & V-1813; 1.7550" OD, 1.5000" ID, 0.2160" Depth
8	Seat	70	245-1750-2N Std Only	Loc. Exh.; Use w/V-1823, V-1832, V-1963 & V-1813; Premium Material; 1.7550" OD, 1.5000" ID, 0.2160" Depth
8	Seat	70	245-1812-1 Std Only	Loc. Exh.; Use w/V-1946, V-3923 & V-1902; 1.8175" OD, 1.5625" ID, 0.2480" Depth
8	Seat	70	245-1812-1N Std Only	Loc. Exh.; Use w/V-1946, V-3923 & V-1902; Premium Material; 1.8175" OD, 1.5625" ID, 0.2480" Depth
8	Seat	70	245-2125-1 Std Only	Loc. Int.; Use w/V-1824 & V-1964; 2.1305" OD, 1.8125" ID, 0.2480" Depth
8	Seat	70	245-2125-2 Std Only	Loc. Int.; Use w/V-1903 & V-1826; 2.1305" OD, 1.8750" ID, 0.2480" Depth
QTY	VALVE, MISC	YEARS	PART NO.	DESCRIPTION
32	Keeper	70	VK-115A Std Only	1 groove; Square cut key groove; Carton pack 24
32	Keeper	70	VK-115 Std Only	1 groove; Square cut key groove; Carton pack 32
32	Keeper	70	VK-115R Std Only	1 groove; Square cut key groove; Hardened
32	Keeper, Bulk	70	VK-115B Std Only	1 groove; Square cut key groove; Carton of 1000
16	Spring Insert	70	259-305A Std Only	.060"; Carton of 100
16	Spring Insert	70	259-305B Std Only	VINTAGE; .030"; Carton of 100
QTY	PISTON	YEARS	PART NO.	DESCRIPTION
8	Cast Piston	70	411NP Std-20-30-40-60	VINTAGE; Cast; .9804" Pin Dia.; 2 Rings 5/64 Groove, 1 Ring 3/16 Groove, 1.700 CD, Flat Head w/4 valve reliefs - 7.6:1 C.R.
8	Cast Piston - Individual	70	W411NP Std-20-30-40-60	VINTAGE; Cast; .9804" Pin Dia.; 2 Rings 5/64 Groove, 1 Ring 3/16 Groove, 1.700 CD, Flat Head w/4 valve reliefs - 7.6:1 C.R.
8	POWERFORGED	70	L-2262F Std-20-30-40-60	10.75:1 C.R.; Powerforged; Pin wt. = 250 gr.; 0.9802" Pin Dia.; 2 Rings 5/64 Groove, 1 Ring 3/16 Groove, 1.714 CD, Flat, 4 reliefs; DUROSHIELD® skirt coated piston
8	POWERFORGED Piston-Individual	70	WL-2262F Std-20-30-40-60	10.75:1 C.R.; Powerforged; Pin wt. = 250 gr.; 0.9802" Pin Dia.; 2 Rings 5/64 Groove, 1 Ring 3/16 Groove, 1.714 CD, Flat, 4 reliefs; DUROSHIELD® skirt coated piston
QTY	RINGS	YEARS	PART NO.	DESCRIPTION
1	Premium Set	70	E-299K Std-20-30-40-60	VINTAGE; 2-5/64, 1-3/16; Premium Moly
1	Standard Set	70	E-299X Std-30-40-60	VINTAGE; 2-5/64, 1-3/16; Iron
QTY	ENGINE BEARINGS	YEARS	PART NO.	DESCRIPTION
1	Main Set	70	113M Std-10-20	Performance; 3/4 grooved

VALVE TRAIN

VALVE TRAIN

BLOCK

BLOCK

(continued on next page)

GM Car (Incl. Buick, Cad., Chev., Olds., Pontiac)

558 400 6.6L (6555cc) OHV V8 (16 Valve) (Pontiac), 4.121" Bore (GMC Eng.), 4 Bbl. "Eng. Code WX" 1970
(cont.)

	ENGINE BEARINGS	YEARS	PART NO.	DESCRIPTION	
BLOCK	QTY (cont.)				
	1	Main Set	70	4040M Std-1-10-20-30 VINTAGE; Grooved upper main brgs.	
	1	Rod Set	70	8-7050CH Std-10-20 Performance	
	1	Rod Set	70	8-1555CPA Std-10-20-30-40 VINTAGE	
	8	Rod Pair	70	1555CPA Std-10-20-30-40 VINTAGE	
	1	Cam Set	70	1220M Std Only	
	QTY	OIL PUMP	YEARS	PART NO.	DESCRIPTION
	1	Oil Pump	70	224-43364S	High Pressure; 3/4" inlet tube; Incl. screen
	1	Inter. Shaft	70	224-61236	
	QTY	GASKETS	YEARS	PART NO.	DESCRIPTION
1	Kit Gasket Set	70	260-1025	VINTAGE; Exc. Ram Air	
QTY	FREEZE PLUGS	YEARS	PART NO.	DESCRIPTION	
1	Brass Block Plug Kit	70	381-8021	VINTAGE	
1	Steel Block Plug Kit	70	381-4028		
1	Brass Deep Cup Freeze Plug	70	381-9010	0.938" Diameter	
1	Brass Deep Cup Freeze Plug	70	381-9026	1.953" Diameter	
1	Steel Deep Cup Freeze Plug	70	381-3039	0.938" Diameter	
1	Steel Deep Cup Freeze Plug	70	381-3042	1.953" Diameter	
1	Steel Deep Cup Freeze Plug	70	381-3112	2.063" Diameter	

559 400 6.6L (6555cc) OHV V8 (16 Valve) (Pontiac), 4.121" Bore (GMC Eng.), 4 Bbl. "Eng. Code XH" 1970

	TIMING	YEARS	PART NO.	DESCRIPTION	
VALVE TRAIN	QTY				
	1	3 Piece Set	70	KT3-350S VINTAGE; 223-305, 223-371 not sold separately; (1) 222-350; (1) 223-305; (1) 223-371	
	QTY	CAMSHAFT/LIFTER	YEARS	PART NO.	DESCRIPTION
	1	Camshaft	70	CS-641 VINTAGE; w/A/T; Hydraulic, (050) Duration at .050 Lobe Lift, 208 Exh., 198 Int., 111 Degrees Lobe Separation	
	1	Prelube		55-403 Std Only 1.5 oz. packet	
	1	Prelube		55-400 Std Only 4 oz. bottle; 1.5 oz. packet No. 55-403 also avail.	
	16	Lifter	70	HT-951 Std Only Hyd.	
	16	Lifter	70	HT-951R Std Only w/Ram Air; Speed-Pro Hi-Revolution Hyd.	
	16	Lifter, Bulk	70	HT-951B Std Only Hyd.; Carton of 128	
	16	Lifter, Bulk	70	HT-951RB Std Only w/Ram Air; Speed-Pro Hi-Revolution Hyd.; Carton of 128	
	QTY	PUSH ROD	YEARS	PART NO.	DESCRIPTION
	16	Push Rod	70	RP-3229R Std Only Chrome-Moly; 9.1300" O.A.L.	
	16	Push Rod	70	RP-3028 Std Only VINTAGE; 9.1360" O.A.L.	
	16	Push Rod	70	RP-3304 Std Only VINTAGE; Ram Air III & IV Eng.; 9.2000" O.A.L.	
	16	Push Rod, Bulk	70	BRP-3028 Std Only VINTAGE; Carton of 100; 9.1360" O.A.L.	
	QTY	ROCKER PARTS	YEARS	PART NO.	DESCRIPTION
	16	Arm Assy.	70	R-1032 Std Only Incl. arm, ball & nut	
	16	Arm Assy., Bulk	70	R-1032B Std Only Incl. arm, ball & nut; Carton of 64	
	16	Arm	70	R-849A Std Only	
	16	Nut	70	MR-1934 Std Only 3/8" x 24 UNF	
QTY	VALVE	YEARS	PART NO.	DESCRIPTION	
8	Exhaust	70	V-1823 Std Only VINTAGE; 1.6600" Head Dia., 0.3410" Stem Dia., 5.0820" O.A.L.		
8	Exhaust	70	V-3923 Std Only VINTAGE; Ram Air III; Chrome plated stem; 1.7720" Head Dia., 0.3409" Stem Dia., 5.0910" O.A.L.		
QTY	VALVE GUIDE	YEARS	PART NO.	DESCRIPTION	
16	Guide	70	VG-5002 Std Only 0.3420" ID, 3.0600" O.A.L		
16	Guide	70	VG-5002T Std Only Threaded; 0.3430" ID, 3.0630" O.A.L		
16	Guide, Bulk	70	VG-5002B Std Only Carton of 50; 0.3420" ID, 3.0600" O.A.L		
16	Guide, Bulk	70	VG-5002TB Std Only Threaded; Carton of 50; 0.3430" ID, 3.0630" O.A.L		
QTY	VALVE SPRING	YEARS	PART NO.	DESCRIPTION	
16	Spring	70	VS-1580 Std Only Ram Air IV; Inner and outer assy.; 1.9800" Free Height		
16	Spring	70	VS-1433 Std Only VINTAGE; Loc. Inner; 1.9350" Free Height		
16	Spring	70	VS-665 Std Only VINTAGE; Loc. Outer; 1.9400" Free Height		
QTY	VALVE SEAL	YEARS	PART NO.	DESCRIPTION	
16	Valve Stem Seal	70	MV-1233C Std Only O-Ring; (RBB) Rubber		
16	Valve Stem Seal	70	ST-2092 Std Only Positive type, Metal Clad; (RBB) Rubber		
16	Valve Stem Seal	70	ST-2003 Std Only Positive type; Installation requires valve guide machining; (RBB) Rubber		
16	Valve Stem Seal Bulk	70	MV-1233 Std Only O-Ring; Carton of 100; (RBB) Rubber		
16	Valve Stem Seal Bulk	70	ST-2003BC Std Only Positive type; Installation requires valve guide machining; Carton of 100; (RBB) Rubber		
QTY	VALVE SEAT	YEARS	PART NO.	DESCRIPTION	
8	Seat	70	245-1750-2 Std Only Loc. Exh.; Use w/V-1823, V-1832, V-1963 & V-1813; 1.7550" OD, 1.5000" ID, 0.2160" Depth		

(continued on next page)

GM Car (Incl. Buick, Cad., Chev., Olds., Pontiac)

400 6.6L (6555cc) OHV V8 (16 Valve) (Pontiac), 4.121" Bore (GMC Eng.), 4 Bbl. "Eng. Code XH" 1970 559
(cont.)

VALVE TRAIN	QTY	VALVE SEAT (cont.)	YEARS	PART NO.	DESCRIPTION	VALVE TRAIN
	8	Seat	70	245-1750-2N Std Only	Loc. Exh.; Use w/V-1823, V-1832, V-1963 & V-1813; Premium Material; 1.7550" OD, 1.5000" ID, 0.2160" Depth	
	8	Seat	70	245-1812-1 Std Only	Loc. Exh.; Use w/V-1946, V-3923 & V-1902; 1.8175" OD, 1.5625" ID, 0.2480" Depth	
	8	Seat	70	245-1812-1N Std Only	Loc. Exh.; Use w/V-1946, V-3923 & V-1902; Premium Material; 1.8175" OD, 1.5625" ID, 0.2480" Depth	
	8	Seat	70	245-2125-1 Std Only	Loc. Int.; Use w/V-1824 & V-1964; 2.1305" OD, 1.8125" ID, 0.2480" Depth	
	8	Seat	70	245-2125-2 Std Only	Loc. Int.; Use w/V-1903 & V-1826; 2.1305" OD, 1.8750" ID, 0.2480" Depth	
	QTY	VALVE, MISC	YEARS	PART NO.	DESCRIPTION	
	32	Keeper	70	VK-115A Std Only	1 groove; Square cut key groove; Carton pack 24	
	32	Keeper	70	VK-115 Std Only	1 groove; Square cut key groove; Carton pack 32	
	32	Keeper	70	VK-115R Std Only	1 groove; Square cut key groove; Hardened	
	32	Keeper, Bulk	70	VK-115B Std Only	1 groove; Square cut key groove; Carton of 1000	
	16	Spring Insert	70	259-305A Std Only	.060"; Carton of 100	
	16	Spring Insert	70	259-305B Std Only	VINTAGE; .030"; Carton of 100	
	QTY	PISTON	YEARS	PART NO.	DESCRIPTION	
	8	Cast Piston	70	411NP Std-20-30-40-60	VINTAGE; Cast; .9804" Pin Dia.; 2 Rings 5/64 Groove, 1 Ring 3/16 Groove, 1.700 CD, Flat Head w/4 valve reliefs - 7.6:1 C.R.	
	8	Cast Piston - Individual	70	W411NP Std-20-30-40-60	VINTAGE; Cast; .9804" Pin Dia.; 2 Rings 5/64 Groove, 1 Ring 3/16 Groove, 1.700 CD, Flat Head w/4 valve reliefs - 7.6:1 C.R.	
	8	POWERFORGED	70	L-2262F Std-20-30-40-60	10.75:1 C.R.; Powerforged; Pin wt. = 250 gr.; 0.9802" Pin Dia.; 2 Rings 5/64 Groove, 1 Ring 3/16 Groove, 1.714 CD, Flat, 4 reliefs; DUROSHIELD® skirt coated piston	
	8	POWERFORGED Piston-Individual	70	WL-2262F Std-20-30-40-60	10.75:1 C.R.; Powerforged; Pin wt. = 250 gr.; 0.9802" Pin Dia.; 2 Rings 5/64 Groove, 1 Ring 3/16 Groove, 1.714 CD, Flat, 4 reliefs; DUROSHIELD® skirt coated piston	
	QTY	RINGS	YEARS	PART NO.	DESCRIPTION	
	1	Premium Set	70	E-299K Std-20-30-40-60	VINTAGE; 2-5/64, 1-3/16; Premium Moly	
	1	Standard Set	70	E-299X Std-30-40-60	VINTAGE; 2-5/64, 1-3/16; Iron	
	QTY	ENGINE BEARINGS	YEARS	PART NO.	DESCRIPTION	
	1	Main Set	70	113M Std-10-20	Performance; 3/4 grooved	
	1	Main Set	70	4040M Std-1-10-20-30	VINTAGE; Grooved upper main brgs.	
	1	Rod Set	70	8-7050CH Std-10-20	Performance	
	1	Rod Set	70	8-1555CPA Std-10-20-30-40	VINTAGE	
	8	Rod Pair	70	1555CPA Std-10-20-30-40	VINTAGE	
	1	Cam Set	70	1220M Std Only		
	QTY	OIL PUMP	YEARS	PART NO.	DESCRIPTION	
	1	Oil Pump	70	224-43364S	High Pressure; 3/4" inlet tube; Incl. screen	
	1	Inter. Shaft	70	224-61236		
	QTY	GASKETS	YEARS	PART NO.	DESCRIPTION	
	1	Kit Gasket Set	70	260-1025	VINTAGE; Exc. Ram Air	
	QTY	FREEZE PLUGS	YEARS	PART NO.	DESCRIPTION	
	1	Brass Block Plug Kit	70	381-8021	VINTAGE	
	1	Steel Block Plug Kit	70	381-4028		
	1	Brass Deep Cup Freeze Plug	70	381-9010	0.938" Diameter	
	1	Brass Deep Cup Freeze Plug	70	381-9026	1.953" Diameter	
	1	Steel Deep Cup Freeze Plug	70	381-3039	0.938" Diameter	
	1	Steel Deep Cup Freeze Plug	70	381-3042	1.953" Diameter	
	1	Steel Deep Cup Freeze Plug	70	381-3112	2.063" Diameter	

400 6.6L (6555cc) OHV V8 (16 Valve) (Pontiac), 4.121" Bore (GMC Eng.), 4 Bbl. "Eng. Code XJ" 1970 560

	QTY	TIMING	YEARS	PART NO.	DESCRIPTION
	1	3 Piece Set	70	KT3-350S	VINTAGE; 223-305, 223-371 not sold separately; (1) 222-350; (1) 223-305; (1) 223-371
	QTY	CAMSHAFT/LIFTER	YEARS	PART NO.	DESCRIPTION
	1	Camshaft	70	CS-641	VINTAGE; w/A/T; Hydraulic, (050) Duration at .050 Lobe Lift, 208 Exh., 198 Int., 111 Degrees Lobe Separation
	1	Prelube		55-403 Std Only	1.5 oz. packet
	1	Prelube		55-400 Std Only	4 oz. bottle; 1.5 oz. packet No. 55-403 also avail.
	16	Lifter	70	HT-951 Std Only	Hyd.
	16	Lifter	70	HT-951R Std Only	w/Ram Air; Speed-Pro Hi-Revolution Hyd.
	16	Lifter, Bulk	70	HT-951B Std Only	Hyd.; Carton of 128
	16	Lifter, Bulk	70	HT-951RB Std Only	w/Ram Air; Speed-Pro Hi-Revolution Hyd.; Carton of 128
	QTY	PUSH ROD	YEARS	PART NO.	DESCRIPTION
	16	Push Rod	70	RP-3229R Std Only	Chrome-Moly; 9.1300" O.A.L.

(continued on next page)

GM Car (Incl. Buick, Cad., Chev., Olds., Pontiac)

560 400 6.6L (6555cc) OHV V8 (16 Valve) (Pontiac), 4.121" Bore (GMC Eng.), 4 Bbl. "Eng. Code XJ" 1970
(cont.)

QTY	PUSH ROD (cont.)	YEARS	PART NO.	DESCRIPTION
16	Push Rod	70	RP-3028 Std Only	VINTAGE; 9.1360" O.A.L.
16	Push Rod	70	RP-3304 Std Only	VINTAGE; Ram Air III & IV Eng.s.; 9.2000" O.A.L.
16	Push Rod, Bulk	70	BRP-3028 Std Only	VINTAGE; Carton of 100; 9.1360" O.A.L.
QTY	ROCKER PARTS	YEARS	PART NO.	DESCRIPTION
16	Arm Assy.	70	R-1032 Std Only	Incl. arm, ball & nut
16	Arm Assy., Bulk	70	R-1032B Std Only	Incl. arm, ball & nut; Carton of 64
16	Arm	70	R-849A Std Only	
16	Nut	70	MR-1934 Std Only	3/8" x 24 UNF
QTY	VALVE	YEARS	PART NO.	DESCRIPTION
8	Exhaust	70	V-1823 Std Only	VINTAGE; 1.6600" Head Dia., 0.3410" Stem Dia., 5.0820" O.A.L.
8	Exhaust	70	V-3923 Std Only	VINTAGE; Ram Air III; Chrome plated stem; 1.7720" Head Dia., 0.3409" Stem Dia., 5.0910" O.A.L.
QTY	VALVE GUIDE	YEARS	PART NO.	DESCRIPTION
16	Guide	70	VG-5002 Std Only	0.3420" ID, 3.0600" O.A.L
16	Guide	70	VG-5002T Std Only	Threaded; 0.3430" ID, 3.0630" O.A.L
16	Guide, Bulk	70	VG-5002B Std Only	Carton of 50; 0.3420" ID, 3.0600" O.A.L
16	Guide, Bulk	70	VG-5002TB Std Only	Threaded; Carton of 50; 0.3430" ID, 3.0630" O.A.L
QTY	VALVE SPRING	YEARS	PART NO.	DESCRIPTION
16	Spring	70	VS-1580 Std Only	Ram Air IV; Inner and outer assy.; 1.9800" Free Height
16	Spring	70	VS-1433 Std Only	VINTAGE; Loc. Inner; 1.9350" Free Height
16	Spring	70	VS-665 Std Only	VINTAGE; Loc. Outer; 1.9400" Free Height
QTY	VALVE SEAL	YEARS	PART NO.	DESCRIPTION
16	Valve Stem Seal	70	MV-1233C Std Only	O-Ring; (RBB) Rubber
16	Valve Stem Seal	70	ST-2092 Std Only	Positive type, Metal Clad; (RBB) Rubber
16	Valve Stem Seal	70	ST-2003 Std Only	Positive type; Installation requires valve guide machining; (RBB) Rubber
16	Valve Stem Seal Bulk	70	MV-1233 Std Only	O-Ring; Carton of 100; (RBB) Rubber
16	Valve Stem Seal Bulk	70	ST-2003BC Std Only	Positive type; Installation requires valve guide machining; Carton of 100; (RBB) Rubber
QTY	VALVE SEAT	YEARS	PART NO.	DESCRIPTION
8	Seat	70	245-1750-2 Std Only	Loc. Exh.; Use w/V-1823, V-1832, V-1963 & V-1813; 1.7550" OD, 1.5000" ID, 0.2160" Depth
8	Seat	70	245-1750-2N Std Only	Loc. Exh.; Use w/V-1823, V-1832, V-1963 & V-1813; Premium Material; 1.7550" OD, 1.5000" ID, 0.2160" Depth
8	Seat	70	245-1812-1 Std Only	Loc. Exh.; Use w/V-1946, V-3923 & V-1902; 1.8175" OD, 1.5625" ID, 0.2480" Depth
8	Seat	70	245-1812-1N Std Only	Loc. Exh.; Use w/V-1946, V-3923 & V-1902; Premium Material; 1.8175" OD, 1.5625" ID, 0.2480" Depth
8	Seat	70	245-2125-1 Std Only	Loc. Int.; Use w/V-1824 & V-1964; 2.1305" OD, 1.8125" ID, 0.2480" Depth
8	Seat	70	245-2125-2 Std Only	Loc. Int.; Use w/V-1903 & V-1826; 2.1305" OD, 1.8750" ID, 0.2480" Depth
QTY	VALVE, MISC	YEARS	PART NO.	DESCRIPTION
32	Keeper	70	VK-115A Std Only	1 groove; Square cut key groove; Carton pack 24
32	Keeper	70	VK-115 Std Only	1 groove; Square cut key groove; Carton pack 32
32	Keeper	70	VK-115R Std Only	1 groove; Square cut key groove; Hardened
32	Keeper, Bulk	70	VK-115B Std Only	1 groove; Square cut key groove; Carton of 1000
16	Spring Insert	70	259-305A Std Only	.060"; Carton of 100
16	Spring Insert	70	259-305B Std Only	VINTAGE; .030"; Carton of 100
QTY	PISTON	YEARS	PART NO.	DESCRIPTION
8	Cast Piston	70	411NP Std-20-30-40-60	VINTAGE; Cast; .9804" Pin Dia.; 2 Rings 5/64 Groove, 1 Ring 3/16 Groove, 1.700 CD, Flat Head w/4 valve reliefs - 7.6:1 C.R.
8	Cast Piston - Individual	70	W411NP Std-20-30-40-60	VINTAGE; Cast; .9804" Pin Dia.; 2 Rings 5/64 Groove, 1 Ring 3/16 Groove, 1.700 CD, Flat Head w/4 valve reliefs - 7.6:1 C.R.
8	POWERFORGED	70	L-2262F Std-20-30-40-60	10.75:1 C.R.; Powerforged; Pin wt. = 250 gr.; 0.9802" Pin Dia.; 2 Rings 5/64 Groove, 1 Ring 3/16 Groove, 1.714 CD, Flat, 4 reliefs; DUROSHIELD® skirt coated piston
8	POWERFORGED Piston-Individual	70	WL-2262F Std-20-30-40-60	10.75:1 C.R.; Powerforged; Pin wt. = 250 gr.; 0.9802" Pin Dia.; 2 Rings 5/64 Groove, 1 Ring 3/16 Groove, 1.714 CD, Flat, 4 reliefs; DUROSHIELD® skirt coated piston
QTY	RINGS	YEARS	PART NO.	DESCRIPTION
1	Premium Set	70	E-299K Std-20-30-40-60	VINTAGE; 2-5/64, 1-3/16; Premium Moly
1	Standard Set	70	E-299X Std-30-40-60	VINTAGE; 2-5/64, 1-3/16; Iron
QTY	ENGINE BEARINGS	YEARS	PART NO.	DESCRIPTION
1	Main Set	70	113M Std-10-20	Performance; 3/4 grooved
1	Main Set	70	4040M Std-1-10-20-30	VINTAGE; Grooved upper main brgs.

VALVE TRAIN

VALVE TRAIN

BLOCK

BLOCK

(continued on next page)

GM Car (Incl. Buick, Cad., Chev., Olds., Pontiac)

400 6.6L (6555cc) OHV V8 (16 Valve) (Pontiac), 4.121" Bore (GMC Eng.), 4 Bbl. "Eng. Code XJ" 1970 560
(cont.)

	ENGINE BEARINGS	YEARS	PART NO.	DESCRIPTION	
BLOCK	QTY	(cont.)			
	1	Rod Set	70	8-7050CH Std-10-20 Performance	
	1	Rod Set	70	8-1555CPA Std-10-20-30-40 VINTAGE	
	8	Rod Pair	70	1555CPA Std-10-20-30-40 VINTAGE	
	1	Cam Set	70	1220M Std Only	
	QTY	OIL PUMP	YEARS	PART NO.	DESCRIPTION
	1	Oil Pump	70	224-43364S	High Pressure; 3/4" inlet tube; Incl. screen
	1	Inter. Shaft	70	224-61236	
	QTY	GASKETS	YEARS	PART NO.	DESCRIPTION
	1	Kit Gasket Set	70	260-1025	VINTAGE; Exc. Ram Air
QTY	FREEZE PLUGS	YEARS	PART NO.	DESCRIPTION	
1	Brass Block Plug Kit	70	381-8021	VINTAGE	
1	Steel Block Plug Kit	70	381-4028		
1	Brass Deep Cup Freeze Plug	70	381-9010	0.938" Diameter	
1	Brass Deep Cup Freeze Plug	70	381-9026	1.953" Diameter	
1	Steel Deep Cup Freeze Plug	70	381-3039	0.938" Diameter	
1	Steel Deep Cup Freeze Plug	70	381-3042	1.953" Diameter	
1	Steel Deep Cup Freeze Plug	70	381-3112	2.063" Diameter	

400 6.6L (6555cc) OHV V8 (16 Valve) (Pontiac), 4.121" Bore (GMC Eng.), 4 Bbl. "Eng. Code XN" 1970 561

	TIMING	YEARS	PART NO.	DESCRIPTION	
VALVE TRAIN	QTY				
	1	3 Piece Set	70	KT3-350S VINTAGE; 223-305, 223-371 not sold separately; (1) 222-350; (1) 223-305; (1) 223-371	
	QTY	CAMSHAFT/LIFTER	YEARS	PART NO.	DESCRIPTION
	1	Camshaft	70	CS-641	VINTAGE; w/A/T; Hydraulic, (050) Duration at .050 Lobe Lift, 208 Exh., 198 Int., 111 Degrees Lobe Separation
	1	Prelube		55-403 Std Only	1.5 oz. packet
	1	Prelube		55-400 Std Only	4 oz. bottle; 1.5 oz. packet No. 55-403 also avail.
	16	Lifter	70	HT-951 Std Only	Hyd.
	16	Lifter	70	HT-951R Std Only	w/Ram Air; Speed-Pro Hi-Revolution Hyd.
	16	Lifter, Bulk	70	HT-951B Std Only	Hyd.; Carton of 128
	16	Lifter, Bulk	70	HT-951RB Std Only	w/Ram Air; Speed-Pro Hi-Revolution Hyd.; Carton of 128
	QTY	PUSH ROD	YEARS	PART NO.	DESCRIPTION
	16	Push Rod	70	RP-3229R Std Only	Chrome-Moly; 9.1300" O.A.L.
	16	Push Rod	70	RP-3028 Std Only	VINTAGE; 9.1360" O.A.L.
	16	Push Rod	70	RP-3304 Std Only	VINTAGE; Ram Air III & IV Eng.; 9.2000" O.A.L.
	16	Push Rod, Bulk	70	BRP-3028 Std Only	VINTAGE; Carton of 100; 9.1360" O.A.L.
	QTY	ROCKER PARTS	YEARS	PART NO.	DESCRIPTION
	16	Arm Assy.	70	R-1032 Std Only	Incl. arm, ball & nut
	16	Arm Assy., Bulk	70	R-1032B Std Only	Incl. arm, ball & nut; Carton of 64
	16	Arm	70	R-849A Std Only	
	16	Nut	70	MR-1934 Std Only	3/8" x 24 UNF
QTY	VALVE	YEARS	PART NO.	DESCRIPTION	
8	Exhaust	70	V-1823 Std Only	VINTAGE; 1.6600" Head Dia., 0.3410" Stem Dia., 5.0820" O.A.L.	
8	Exhaust	70	V-3923 Std Only	VINTAGE; Ram Air III; Chrome plated stem; 1.7720" Head Dia., 0.3409" Stem Dia., 5.0910" O.A.L.	
QTY	VALVE GUIDE	YEARS	PART NO.	DESCRIPTION	
16	Guide	70	VG-5002 Std Only	0.3420" ID, 3.0600" O.A.L	
16	Guide	70	VG-5002T Std Only	Threaded; 0.3430" ID, 3.0630" O.A.L	
16	Guide, Bulk	70	VG-5002B Std Only	Carton of 50; 0.3420" ID, 3.0600" O.A.L	
16	Guide, Bulk	70	VG-5002TB Std Only	Threaded; Carton of 50; 0.3430" ID, 3.0630" O.A.L	
QTY	VALVE SPRING	YEARS	PART NO.	DESCRIPTION	
16	Spring	70	VS-1580 Std Only	Ram Air IV; Inner and outer assy.; 1.9800" Free Height	
16	Spring	70	VS-1433 Std Only	VINTAGE; Loc. Inner; 1.9350" Free Height	
16	Spring	70	VS-665 Std Only	VINTAGE; Loc. Outer; 1.9400" Free Height	
QTY	VALVE SEAL	YEARS	PART NO.	DESCRIPTION	
16	Valve Stem Seal	70	MV-1233C Std Only	O-Ring; (RBB) Rubber	
16	Valve Stem Seal	70	ST-2092 Std Only	Positive type, Metal Clad; (RBB) Rubber	
16	Valve Stem Seal	70	ST-2003 Std Only	Positive type; Installation requires valve guide machining; (RBB) Rubber	
16	Valve Stem Seal Bulk	70	MV-1233 Std Only	O-Ring; Carton of 100; (RBB) Rubber	
16	Valve Stem Seal Bulk	70	ST-2003BC Std Only	Positive type; Installation requires valve guide machining; Carton of 100; (RBB) Rubber	
QTY	VALVE SEAT	YEARS	PART NO.	DESCRIPTION	
8	Seat	70	245-1750-2 Std Only	Loc. Exh.; Use w/V-1823, V-1832, V-1963 & V-1813; 1.7550" OD, 1.5000" ID, 0.2160" Depth	

(continued on next page)

GM Car (Incl. Buick, Cad., Chev., Olds., Pontiac)

561 400 6.6L (6555cc) OHV V8 (16 Valve) (Pontiac), 4.121" Bore (GMC Eng.), 4 Bbl. "Eng. Code XN" 1970
(cont.)

VALVE TRAIN	QTY	VALVE SEAT (cont.)	YEARS	PART NO.	DESCRIPTION	VALVE TRAIN
	8	Seat	70	245-1750-2N Std Only	Loc. Exh.; Use w/V-1823, V-1832, V-1963 & V-1813; Premium Material; 1.7550" OD, 1.5000" ID, 0.2160" Depth	
	8	Seat	70	245-1812-1 Std Only	Loc. Exh.; Use w/V-1946, V-3923 & V-1902; 1.8175" OD, 1.5625" ID, 0.2480" Depth	
	8	Seat	70	245-1812-1N Std Only	Loc. Exh.; Use w/V-1946, V-3923 & V-1902; Premium Material; 1.8175" OD, 1.5625" ID, 0.2480" Depth	
	8	Seat	70	245-2125-1 Std Only	Loc. Int.; Use w/V-1824 & V-1964; 2.1305" OD, 1.8125" ID, 0.2480" Depth	
	8	Seat	70	245-2125-2 Std Only	Loc. Int.; Use w/V-1903 & V-1826; 2.1305" OD, 1.8750" ID, 0.2480" Depth	
BLOCK	QTY	VALVE, MISC	YEARS	PART NO.	DESCRIPTION	BLOCK
	32	Keeper	70	VK-115A Std Only	1 groove; Square cut key groove; Carton pack 24	
	32	Keeper	70	VK-115 Std Only	1 groove; Square cut key groove; Carton pack 32	
	32	Keeper	70	VK-115R Std Only	1 groove; Square cut key groove; Hardened	
	32	Keeper, Bulk	70	VK-115B Std Only	1 groove; Square cut key groove; Carton of 1000	
	16	Spring Insert	70	259-305A Std Only	.060"; Carton of 100	
	16	Spring Insert	70	259-305B Std Only	VINTAGE; .030"; Carton of 100	
BLOCK	QTY	PISTON	YEARS	PART NO.	DESCRIPTION	BLOCK
	8	Cast Piston	70	411NP Std-20-30-40-60	VINTAGE; Cast; .9804" Pin Dia.; 2 Rings 5/64 Groove, 1 Ring 3/16 Groove, 1.700 CD, Flat Head w/4 valve reliefs - 7.6:1 C.R.	
	8	Cast Piston - Individual	70	W411NP Std-20-30-40-60	VINTAGE; Cast; .9804" Pin Dia.; 2 Rings 5/64 Groove, 1 Ring 3/16 Groove, 1.700 CD, Flat Head w/4 valve reliefs - 7.6:1 C.R.	
	8	POWERFORGED	70	L-2262F Std-20-30-40-60	10.75:1 C.R.; Powerforged; Pin wt. = 250 gr.; 0.9802" Pin Dia.; 2 Rings 5/64 Groove, 1 Ring 3/16 Groove, 1.714 CD, Flat, 4 reliefs; DUROSHIELD® skirt coated piston	
	8	POWERFORGED Piston-Individual	70	WL-2262F Std-20-30-40-60	10.75:1 C.R.; Powerforged; Pin wt. = 250 gr.; 0.9802" Pin Dia.; 2 Rings 5/64 Groove, 1 Ring 3/16 Groove, 1.714 CD, Flat, 4 reliefs; DUROSHIELD® skirt coated piston	
BLOCK	QTY	RINGS	YEARS	PART NO.	DESCRIPTION	BLOCK
	1	Premium Set	70	E-299K Std-20-30-40-60	VINTAGE; 2-5/64, 1-3/16; Premium Moly	
	1	Standard Set	70	E-299X Std-30-40-60	VINTAGE; 2-5/64, 1-3/16; Iron	
BLOCK	QTY	ENGINE BEARINGS	YEARS	PART NO.	DESCRIPTION	BLOCK
	1	Main Set	70	113M Std-10-20	Performance; 3/4 grooved	
	1	Main Set	70	4040M Std-1-10-20-30	VINTAGE; Grooved upper main brgs.	
	1	Rod Set	70	8-7050CH Std-10-20	Performance	
	1	Rod Set	70	8-1555CPA Std-10-20-30-40	VINTAGE	
	8	Rod Pair	70	1555CPA Std-10-20-30-40	VINTAGE	
	1	Cam Set	70	1220M Std Only		
BLOCK	QTY	OIL PUMP	YEARS	PART NO.	DESCRIPTION	BLOCK
	1	Oil Pump	70	224-43364S	High Pressure; 3/4" inlet tube; Incl. screen	
	1	Inter. Shaft	70	224-61236		
BLOCK	QTY	GASKETS	YEARS	PART NO.	DESCRIPTION	BLOCK
	1	Kit Gasket Set	70	260-1025	VINTAGE; Exc. Ram Air	
BLOCK	QTY	FREEZE PLUGS	YEARS	PART NO.	DESCRIPTION	BLOCK
	1	Brass Block Plug Kit	70	381-8021	VINTAGE	
	1	Steel Block Plug Kit	70	381-4028		
	1	Brass Deep Cup Freeze Plug	70	381-9010	0.938" Diameter	
	1	Brass Deep Cup Freeze Plug	70	381-9026	1.953" Diameter	
	1	Steel Deep Cup Freeze Plug	70	381-3039	0.938" Diameter	
	1	Steel Deep Cup Freeze Plug	70	381-3042	1.953" Diameter	
	1	Steel Deep Cup Freeze Plug	70	381-3112	2.063" Diameter	

562 400 6.6L (6555cc) OHV V8 (16 Valve) (Pontiac), 4.121" Bore (GMC Eng.), 4 Bbl. "Eng. Code XP" 1970

QTY	TIMING	YEARS	PART NO.	DESCRIPTION
1	3 Piece Set	70	KT3-350S	VINTAGE; 223-305, 223-371 not sold separately; (1) 222-350; (1) 223-305; (1) 223-371
QTY	CAMSHAFT/LIFTER	YEARS	PART NO.	DESCRIPTION
1	Camshaft	70	CS-641	VINTAGE; w/A/T; Hydraulic, (050) Duration at .050 Lobe Lift, 208 Exh., 198 Int., 111 Degrees Lobe Separation
1	Prelube		55-403 Std Only	1.5 oz. packet
1	Prelube		55-400 Std Only	4 oz. bottle; 1.5 oz. packet No. 55-403 also avail.
16	Lifter	70	HT-951 Std Only	Hyd.
16	Lifter	70	HT-951R Std Only	w/Ram Air; Speed-Pro Hi-Revolution Hyd.
16	Lifter, Bulk	70	HT-951B Std Only	Hyd.; Carton of 128
16	Lifter, Bulk	70	HT-951RB Std Only	w/Ram Air; Speed-Pro Hi-Revolution Hyd.; Carton of 128
QTY	PUSH ROD	YEARS	PART NO.	DESCRIPTION
16	Push Rod	70	RP-3229R Std Only	Chrome-Moly; 9.1300" O.A.L.

(continued on next page)

GM Car (Incl. Buick, Cad., Chev., Olds., Pontiac)

400 6.6L (6555cc) OHV V8 (16 Valve) (Pontiac), 4.121" Bore (GMC Eng.), 4 Bbl. "Eng. Code XP" 1970 562
(cont.)

QTY	PART NO.	YEARS	PART NO.	DESCRIPTION
16	PUSH ROD (cont.)	70	RP-3028 Std Only	VINTAGE; 9.1360" O.A.L.
16	Push Rod	70	RP-3304 Std Only	VINTAGE; Ram Air III & IV Eng.s.; 9.2000" O.A.L.
16	Push Rod, Bulk	70	BRP-3028 Std Only	VINTAGE; Carton of 100; 9.1360" O.A.L.
QTY	ROCKER PARTS	YEARS	PART NO.	DESCRIPTION
16	Arm Assy.	70	R-1032 Std Only	Incl. arm, ball & nut
16	Arm Assy., Bulk	70	R-1032B Std Only	Incl. arm, ball & nut; Carton of 64
16	Arm	70	R-849A Std Only	
16	Nut	70	MR-1934 Std Only	3/8" x 24 UNF
QTY	VALVE	YEARS	PART NO.	DESCRIPTION
8	Exhaust	70	V-1823 Std Only	VINTAGE; 1.6600" Head Dia., 0.3410" Stem Dia., 5.0820" O.A.L.
8	Exhaust	70	V-3923 Std Only	VINTAGE; Ram Air III; Chrome plated stem; 1.7720" Head Dia., 0.3409" Stem Dia., 5.0910" O.A.L.
QTY	VALVE GUIDE	YEARS	PART NO.	DESCRIPTION
16	Guide	70	VG-5002 Std Only	0.3420" ID, 3.0600" O.A.L
16	Guide	70	VG-5002T Std Only	Threaded; 0.3430" ID, 3.0630" O.A.L
16	Guide, Bulk	70	VG-5002B Std Only	Carton of 50; 0.3420" ID, 3.0600" O.A.L
16	Guide, Bulk	70	VG-5002TB Std Only	Threaded; Carton of 50; 0.3430" ID, 3.0630" O.A.L
QTY	VALVE SPRING	YEARS	PART NO.	DESCRIPTION
16	Spring	70	VS-1580 Std Only	Ram Air IV; Inner and outer assy.; 1.9800" Free Height
16	Spring	70	VS-1433 Std Only	VINTAGE; Loc. Inner; 1.9350" Free Height
16	Spring	70	VS-665 Std Only	VINTAGE; Loc. Outer; 1.9400" Free Height
QTY	VALVE SEAL	YEARS	PART NO.	DESCRIPTION
16	Valve Stem Seal	70	MV-1233C Std Only	O-Ring; (RBB) Rubber
16	Valve Stem Seal	70	ST-2092 Std Only	Positive type, Metal Clad; (RBB) Rubber
16	Valve Stem Seal	70	ST-2003 Std Only	Positive type; Installation requires valve guide machining; (RBB) Rubber
16	Valve Stem Seal Bulk	70	MV-1233 Std Only	O-Ring; Carton of 100; (RBB) Rubber
16	Valve Stem Seal Bulk	70	ST-2003BC Std Only	Positive type; Installation requires valve guide machining; Carton of 100; (RBB) Rubber
QTY	VALVE SEAT	YEARS	PART NO.	DESCRIPTION
8	Seat	70	245-1750-2 Std Only	Loc. Exh.; Use w/V-1823, V-1832, V-1963 & V-1813; 1.7550" OD, 1.5000" ID, 0.2160" Depth
8	Seat	70	245-1750-2N Std Only	Loc. Exh.; Use w/V-1823, V-1832, V-1963 & V-1813; Premium Material; 1.7550" OD, 1.5000" ID, 0.2160" Depth
8	Seat	70	245-1812-1 Std Only	Loc. Exh.; Use w/V-1946, V-3923 & V-1902; 1.8175" OD, 1.5625" ID, 0.2480" Depth
8	Seat	70	245-1812-1N Std Only	Loc. Exh.; Use w/V-1946, V-3923 & V-1902; Premium Material; 1.8175" OD, 1.5625" ID, 0.2480" Depth
8	Seat	70	245-2125-1 Std Only	Loc. Int.; Use w/V-1824 & V-1964; 2.1305" OD, 1.8125" ID, 0.2480" Depth
8	Seat	70	245-2125-2 Std Only	Loc. Int.; Use w/V-1903 & V-1826; 2.1305" OD, 1.8750" ID, 0.2480" Depth
QTY	VALVE, MISC	YEARS	PART NO.	DESCRIPTION
32	Keeper	70	VK-115A Std Only	1 groove; Square cut key groove; Carton pack 24
32	Keeper	70	VK-115 Std Only	1 groove; Square cut key groove; Carton pack 32
32	Keeper	70	VK-115R Std Only	1 groove; Square cut key groove; Hardened
32	Keeper, Bulk	70	VK-115B Std Only	1 groove; Square cut key groove; Carton of 1000
16	Spring Insert	70	259-305A Std Only	.060"; Carton of 100
16	Spring Insert	70	259-305B Std Only	VINTAGE; .030"; Carton of 100
QTY	PISTON	YEARS	PART NO.	DESCRIPTION
8	Cast Piston	70	411NP Std-20-30-40-60	VINTAGE; Cast; .9804" Pin Dia.; 2 Rings 5/64 Groove, 1 Ring 3/16 Groove, 1.700 CD, Flat Head w/4 valve reliefs - 7.6:1 C.R.
8	Cast Piston - Individual	70	W411NP Std-20-30-40-60	VINTAGE; Cast; .9804" Pin Dia.; 2 Rings 5/64 Groove, 1 Ring 3/16 Groove, 1.700 CD, Flat Head w/4 valve reliefs - 7.6:1 C.R.
8	POWERFORGED	70	L-2262F Std-20-30-40-60	10.75:1 C.R.; Powerforged; Pin wt. = 250 gr.; 0.9802" Pin Dia.; 2 Rings 5/64 Groove, 1 Ring 3/16 Groove, 1.714 CD, Flat, 4 reliefs; DUROSHIELD® skirt coated piston
8	POWERFORGED Piston-Individual	70	WL-2262F Std-20-30-40-60	10.75:1 C.R.; Powerforged; Pin wt. = 250 gr.; 0.9802" Pin Dia.; 2 Rings 5/64 Groove, 1 Ring 3/16 Groove, 1.714 CD, Flat, 4 reliefs; DUROSHIELD® skirt coated piston
QTY	RINGS	YEARS	PART NO.	DESCRIPTION
1	Premium Set	70	E-299K Std-20-30-40-60	VINTAGE; 2-5/64, 1-3/16; Premium Moly
1	Standard Set	70	E-299X Std-30-40-60	VINTAGE; 2-5/64, 1-3/16; Iron
QTY	ENGINE BEARINGS	YEARS	PART NO.	DESCRIPTION
1	Main Set	70	113M Std-10-20	Performance; 3/4 grooved
1	Main Set	70	4040M Std-1-10-20-30	VINTAGE; Grooved upper main brgs.

(continued on next page)

GM Car (Incl. Buick, Cad., Chev., Olds., Pontiac)

562 400 6.6L (6555cc) OHV V8 (16 Valve) (Pontiac), 4.121" Bore (GMC Eng.), 4 Bbl. "Eng. Code XP" 1970
(cont.)

	QTY	ENGINE BEARINGS (cont.)	YEARS	PART NO.	DESCRIPTION
BLOCK	1	Rod Set	70	8-7050CH Std-10-20	Performance
	1	Rod Set	70	8-1555CPA Std-10-20-30-40	VINTAGE
	8	Rod Pair	70	1555CPA Std-10-20-30-40	VINTAGE
	1	Cam Set	70	1220M Std Only	
	1	OIL PUMP	YEARS	PART NO.	DESCRIPTION
	1	Oil Pump	70	224-43364S	High Pressure; 3/4" inlet tube; Incl. screen
	1	Inter. Shaft	70	224-61236	
	1	GASKETS	YEARS	PART NO.	DESCRIPTION
	1	Kit Gasket Set	70	260-1025	VINTAGE; Exc. Ram Air
	1	FREEZE PLUGS	YEARS	PART NO.	DESCRIPTION
1	Brass Block Plug Kit	70	381-8021	VINTAGE	
1	Steel Block Plug Kit	70	381-4028		
1	Brass Deep Cup Freeze Plug	70	381-9010	0.938" Diameter	
1	Brass Deep Cup Freeze Plug	70	381-9026	1.953" Diameter	
1	Steel Deep Cup Freeze Plug	70	381-3039	0.938" Diameter	
1	Steel Deep Cup Freeze Plug	70	381-3042	1.953" Diameter	
1	Steel Deep Cup Freeze Plug	70	381-3112	2.063" Diameter	

563 400 6.6L (6555cc) OHV V8 (16 Valve) (Pontiac), 4.121" Bore (GMC Eng.), 4 Bbl. "Eng. Code XV" 1970

	QTY	TIMING	YEARS	PART NO.	DESCRIPTION
VALVE TRAIN	1	3 Piece Set	70	KT3-350S	VINTAGE; 223-305, 223-371 not sold separately; (1) 222-350; (1) 223-305; (1) 223-371
	1	CAMSHAFT/LIFTER	YEARS	PART NO.	DESCRIPTION
	1	Camshaft	70	CS-641	VINTAGE; w/A/T; Hydraulic, (050) Duration at .050 Lobe Lift, 208 Exh., 198 Int., 111 Degrees Lobe Separation
	1	Prelube		55-403 Std Only	1.5 oz. packet
	1	Prelube		55-400 Std Only	4 oz. bottle; 1.5 oz. packet No. 55-403 also avail.
	16	Lifter	70	HT-951 Std Only	Hyd.
	16	Lifter	70	HT-951R Std Only	w/Ram Air; Speed-Pro Hi-Revolution Hyd.
	16	Lifter, Bulk	70	HT-951B Std Only	Hyd.; Carton of 128
	16	Lifter, Bulk	70	HT-951RB Std Only	w/Ram Air; Speed-Pro Hi-Revolution Hyd.; Carton of 128
	16	PUSH ROD	YEARS	PART NO.	DESCRIPTION
16	Push Rod	70	RP-3229R Std Only	Chrome-Moly; 9.1300" O.A.L.	
16	Push Rod	70	RP-3028 Std Only	VINTAGE; 9.1360" O.A.L.	
16	Push Rod	70	RP-3304 Std Only	VINTAGE; Ram Air III & IV Eng's; 9.2000" O.A.L.	
16	Push Rod, Bulk	70	BRP-3028 Std Only	VINTAGE; Carton of 100; 9.1360" O.A.L.	
16	ROCKER PARTS	YEARS	PART NO.	DESCRIPTION	
16	Arm Assy.	70	R-1032 Std Only	Incl. arm, ball & nut	
16	Arm Assy., Bulk	70	R-1032B Std Only	Incl. arm, ball & nut; Carton of 64	
16	Arm	70	R-849A Std Only		
16	Nut	70	MR-1934 Std Only	3/8" x 24 UNF	
8	VALVE	YEARS	PART NO.	DESCRIPTION	
8	Exhaust	70	V-1823 Std Only	VINTAGE; 1.6600" Head Dia., 0.3410" Stem Dia., 5.0820" O.A.L.	
8	Exhaust	70	V-3923 Std Only	VINTAGE; Ram Air III; Chrome plated stem; 1.7720" Head Dia., 0.3409" Stem Dia., 5.0910" O.A.L.	
16	VALVE GUIDE	YEARS	PART NO.	DESCRIPTION	
16	Guide	70	VG-5002 Std Only	0.3420" ID, 3.0600" O.A.L	
16	Guide	70	VG-5002T Std Only	Threaded; 0.3430" ID, 3.0630" O.A.L	
16	Guide, Bulk	70	VG-5002B Std Only	Carton of 50; 0.3420" ID, 3.0600" O.A.L	
16	Guide, Bulk	70	VG-5002TB Std Only	Threaded; Carton of 50; 0.3430" ID, 3.0630" O.A.L	
16	VALVE SPRING	YEARS	PART NO.	DESCRIPTION	
16	Spring	70	VS-1580 Std Only	Ram Air IV; Inner and outer assy.; 1.9800" Free Height	
16	Spring	70	VS-1433 Std Only	VINTAGE; Loc. Inner; 1.9350" Free Height	
16	Spring	70	VS-665 Std Only	VINTAGE; Loc. Outer; 1.9400" Free Height	
16	VALVE SEAL	YEARS	PART NO.	DESCRIPTION	
16	Valve Stem Seal	70	MV-1233C Std Only	O-Ring; (RBB) Rubber	
16	Valve Stem Seal	70	ST-2092 Std Only	Positive type, Metal Clad; (RBB) Rubber	
16	Valve Stem Seal	70	ST-2003 Std Only	Positive type; Installation requires valve guide machining; (RBB) Rubber	
16	Valve Stem Seal Bulk	70	MV-1233 Std Only	O-Ring; Carton of 100; (RBB) Rubber	
16	Valve Stem Seal Bulk	70	ST-2003BC Std Only	Positive type; Installation requires valve guide machining; Carton of 100; (RBB) Rubber	
8	VALVE SEAT	YEARS	PART NO.	DESCRIPTION	
8	Seat	70	245-1750-2 Std Only	Loc. Exh.; Use w/V-1823, V-1832, V-1963 & V-1813; 1.7550" OD, 1.5000" ID, 0.2160" Depth	

(continued on next page)

GM Car (Incl. Buick, Cad., Chev., Olds., Pontiac)

400 6.6L (6555cc) OHV V8 (16 Valve) (Pontiac), 4.121" Bore (GMC Eng.), 4 Bbl. "Eng. Code XV" 1970 563
(cont.)

VALVE TRAIN	QTY	VALVE SEAT (cont.)	YEARS	PART NO.	DESCRIPTION	VALVE TRAIN
	8	Seat	70	245-1750-2N Std Only	Loc. Exh.; Use w/V-1823, V-1832, V-1963 & V-1813; Premium Material; 1.7550" OD, 1.5000" ID, 0.2160" Depth	
	8	Seat	70	245-1812-1 Std Only	Loc. Exh.; Use w/V-1946, V-3923 & V-1902; 1.8175" OD, 1.5625" ID, 0.2480" Depth	
	8	Seat	70	245-1812-1N Std Only	Loc. Exh.; Use w/V-1946, V-3923 & V-1902; Premium Material; 1.8175" OD, 1.5625" ID, 0.2480" Depth	
	8	Seat	70	245-2125-1 Std Only	Loc. Int.; Use w/V-1824 & V-1964; 2.1305" OD, 1.8125" ID, 0.2480" Depth	
	8	Seat	70	245-2125-2 Std Only	Loc. Int.; Use w/V-1903 & V-1826; 2.1305" OD, 1.8750" ID, 0.2480" Depth	
	QTY	VALVE, MISC	YEARS	PART NO.	DESCRIPTION	
	32	Keeper	70	VK-115A Std Only	1 groove; Square cut key groove; Carton pack 24	
	32	Keeper	70	VK-115 Std Only	1 groove; Square cut key groove; Carton pack 32	
	32	Keeper	70	VK-115R Std Only	1 groove; Square cut key groove; Hardened	
	32	Keeper, Bulk	70	VK-115B Std Only	1 groove; Square cut key groove; Carton of 1000	
	16	Spring Insert	70	259-305A Std Only	.060"; Carton of 100	
	16	Spring Insert	70	259-305B Std Only	VINTAGE; .030"; Carton of 100	
	QTY	PISTON	YEARS	PART NO.	DESCRIPTION	
	8	Cast Piston	70	411NP Std-20-30-40-60	VINTAGE; Cast; .9804" Pin Dia.; 2 Rings 5/64 Groove, 1 Ring 3/16 Groove, 1.700 CD, Flat Head w/4 valve reliefs - 7.6:1 C.R.	
	8	Cast Piston - Individual	70	W411NP Std-20-30-40-60	VINTAGE; Cast; .9804" Pin Dia.; 2 Rings 5/64 Groove, 1 Ring 3/16 Groove, 1.700 CD, Flat Head w/4 valve reliefs - 7.6:1 C.R.	
	8	POWERFORGED	70	L-2262F Std-20-30-40-60	10.75:1 C.R.; Powerforged; Pin wt. = 250 gr.; 0.9802" Pin Dia.; 2 Rings 5/64 Groove, 1 Ring 3/16 Groove, 1.714 CD, Flat, 4 reliefs; DUROSHIELD® skirt coated piston	
	8	POWERFORGED Piston-Individual	70	WL-2262F Std-20-30-40-60	10.75:1 C.R.; Powerforged; Pin wt. = 250 gr.; 0.9802" Pin Dia.; 2 Rings 5/64 Groove, 1 Ring 3/16 Groove, 1.714 CD, Flat, 4 reliefs; DUROSHIELD® skirt coated piston	
	QTY	RINGS	YEARS	PART NO.	DESCRIPTION	
	1	Premium Set	70	E-299K Std-20-30-40-60	VINTAGE; 2-5/64, 1-3/16; Premium Moly	
	1	Standard Set	70	E-299X Std-30-40-60	VINTAGE; 2-5/64, 1-3/16; Iron	
	QTY	ENGINE BEARINGS	YEARS	PART NO.	DESCRIPTION	
	1	Main Set	70	113M Std-10-20	Performance; 3/4 grooved	
	1	Main Set	70	4040M Std-1-10-20-30	VINTAGE; Grooved upper main brgs.	
	1	Rod Set	70	8-7050CH Std-10-20	Performance	
	1	Rod Set	70	8-1555CPA Std-10-20-30-40	VINTAGE	
	8	Rod Pair	70	1555CPA Std-10-20-30-40	VINTAGE	
	1	Cam Set	70	1220M Std Only		
	QTY	OIL PUMP	YEARS	PART NO.	DESCRIPTION	
	1	Oil Pump	70	224-43364S	High Pressure; 3/4" inlet tube; Incl. screen	
	1	Inter. Shaft	70	224-61236		
	QTY	GASKETS	YEARS	PART NO.	DESCRIPTION	
	1	Kit Gasket Set	70	260-1025	VINTAGE; Exc. Ram Air	
	QTY	FREEZE PLUGS	YEARS	PART NO.	DESCRIPTION	
	1	Brass Block Plug Kit	70	381-8021	VINTAGE	
	1	Steel Block Plug Kit	70	381-4028		
	1	Brass Deep Cup Freeze Plug	70	381-9010	0.938" Diameter	
	1	Brass Deep Cup Freeze Plug	70	381-9026	1.953" Diameter	
	1	Steel Deep Cup Freeze Plug	70	381-3039	0.938" Diameter	
	1	Steel Deep Cup Freeze Plug	70	381-3042	1.953" Diameter	
	1	Steel Deep Cup Freeze Plug	70	381-3112	2.063" Diameter	

400 6.6L (6555cc) OHV V8 (16 Valve) (Pontiac), 4.121" Bore (GMC Eng.), 2 Bbl. "Eng. Code XX" 1971-1970 564

	QTY	TIMING	YEARS	PART NO.	DESCRIPTION
	1	3 Piece Set	71-70	KT3-350S	VINTAGE; 223-305, 223-371 not sold separately; (1) 222-350; (1) 223-305; (1) 223-371
	QTY	CAMSHAFT/LIFTER	YEARS	PART NO.	DESCRIPTION
	1	Camshaft	70	CS-641	VINTAGE; w/M/T; Hydraulic, (050) Duration at .050 Lobe Lift, 208 Exh., 198 Int., 111 Degrees Lobe Separation
	1	Prelube		55-403 Std Only	1.5 oz. packet
	1	Prelube		55-400 Std Only	4 oz. bottle; 1.5 oz. packet No. 55-403 also avail.
	16	Lifter	71-70	HT-951 Std Only	Hyd.
	16	Lifter	70	HT-951R Std Only	w/Ram Air; Speed-Pro Hi-Revolution Hyd.
	16	Lifter, Bulk	71-70	HT-951B Std Only	Hyd.; Carton of 128
	16	Lifter, Bulk	70	HT-951RB Std Only	w/Ram Air; Speed-Pro Hi-Revolution Hyd.; Carton of 128
	QTY	PUSH ROD	YEARS	PART NO.	DESCRIPTION
	16	Push Rod	71-70	RP-3229R Std Only	Chrome-Moly; 9.1300" O.A.L.

(continued on next page)

GM Car (Incl. Buick, Cad., Chev., Olds., Pontiac)

564 400 6.6L (6555cc) OHV V8 (16 Valve) (Pontiac), 4.121" Bore (GMC Eng.), 2 Bbl. "Eng. Code XX" 1971-1970
(cont.)

QTY	PUSH ROD (cont.)	YEARS	PART NO.	DESCRIPTION
16	Push Rod	71-70	RP-3028 Std Only	VINTAGE; 9.1360" O.A.L.
16	Push Rod	70	RP-3304 Std Only	VINTAGE; Ram Air III & IV Eng.s.; 9.2000" O.A.L.
16	Push Rod, Bulk	71-70	BRP-3028 Std Only	VINTAGE; Carton of 100; 9.1360" O.A.L.
QTY	ROCKER PARTS	YEARS	PART NO.	DESCRIPTION
16	Arm Assy.	71-70	R-1032 Std Only	Incl. arm, ball & nut
16	Arm Assy., Bulk	71-70	R-1032B Std Only	Incl. arm, ball & nut; Carton of 64
16	Arm	71-70	R-849A Std Only	
16	Nut	71-70	MR-1934 Std Only	3/8" x 24 UNF
QTY	VALVE	YEARS	PART NO.	DESCRIPTION
8	Exhaust	70	V-1832 Std Only	VINTAGE; Chrome plated stem; 1.6600" Head Dia., 0.3405" Stem Dia., 4.9840" O.A.L.
8	Exhaust	70	V-3923 Std Only	VINTAGE; Ram Air III; Chrome plated stem; 1.7720" Head Dia., 0.3409" Stem Dia., 5.0910" O.A.L.
8	Intake	70	V-1964 Std Only	VINTAGE; Chrome plated stem; 1.9600" Head Dia., 0.3415" Stem Dia., 4.9800" O.A.L.
QTY	VALVE GUIDE	YEARS	PART NO.	DESCRIPTION
16	Guide	71-70	VG-5002 Std Only	0.3420" ID, 3.0600" O.A.L
16	Guide	71-70	VG-5002T Std Only	Threaded; 0.3430" ID, 3.0630" O.A.L
16	Guide, Bulk	71-70	VG-5002B Std Only	Carton of 50; 0.3420" ID, 3.0600" O.A.L
16	Guide, Bulk	71-70	VG-5002TB Std Only	Threaded; Carton of 50; 0.3430" ID, 3.0630" O.A.L
QTY	VALVE SPRING	YEARS	PART NO.	DESCRIPTION
16	Spring	71-70	VS-651 Std Only	VINTAGE; Loc. Inner; 1.7600" Free Height
16	Spring	71-70	VS-665 Std Only	VINTAGE; Loc. Outer; 1.9400" Free Height
16	Spring	70	VS-1580 Std Only	Ram Air IV; Inner and outer assy.; 1.9800" Free Height
QTY	VALVE SEAL	YEARS	PART NO.	DESCRIPTION
16	Valve Stem Seal	71-70	MV-1233C Std Only	O-Ring; (RBB) Rubber
16	Valve Stem Seal	71-70	ST-2092 Std Only	Positive type, Metal Clad; (RBB) Rubber
16	Valve Stem Seal	71-70	ST-2003 Std Only	Positive type; Installation requires valve guide machining; (RBB) Rubber
16	Valve Stem Seal Bulk	71-70	MV-1233 Std Only	O-Ring; Carton of 100; (RBB) Rubber
16	Valve Stem Seal Bulk	71-70	ST-2003BC Std Only	Positive type; Installation requires valve guide machining; Carton of 100; (RBB) Rubber
QTY	VALVE SEAT	YEARS	PART NO.	DESCRIPTION
8	Seat	71-70	245-1750-2 Std Only	Loc. Exh.; Use w/V-1823, V-1832, V-1963 & V-1813; 1.7550" OD, 1.5000" ID, 0.2160" Depth
8	Seat	71-70	245-1750-2N Std Only	Loc. Exh.; Use w/V-1823, V-1832, V-1963 & V-1813; Premium Material; 1.7550" OD, 1.5000" ID, 0.2160" Depth
8	Seat	71-70	245-1812-1 Std Only	Loc. Exh.; Use w/V-1946, V-3923 & V-1902; 1.8175" OD, 1.5625" ID, 0.2480" Depth
8	Seat	71-70	245-1812-1N Std Only	Loc. Exh.; Use w/V-1946, V-3923 & V-1902; Premium Material; 1.8175" OD, 1.5625" ID, 0.2480" Depth
8	Seat	71-70	245-2125-1 Std Only	Loc. Int.; Use w/V-1824 & V-1964; 2.1305" OD, 1.8125" ID, 0.2480" Depth
8	Seat	71-70	245-2125-2 Std Only	Loc. Int.; Use w/V-1903 & V-1826; 2.1305" OD, 1.8750" ID, 0.2480" Depth
QTY	VALVE, MISC	YEARS	PART NO.	DESCRIPTION
32	Keeper	71-70	VK-115A Std Only	1 groove; Square cut key groove; Carton pack 24
32	Keeper	71-70	VK-115 Std Only	1 groove; Square cut key groove; Carton pack 32
32	Keeper	71-70	VK-115R Std Only	1 groove; Square cut key groove; Hardened
32	Keeper, Bulk	71-70	VK-115B Std Only	1 groove; Square cut key groove; Carton of 1000
16	Spring Insert	71-70	259-305A Std Only	.060"; Carton of 100
16	Spring Insert	71-70	259-305B Std Only	VINTAGE; .030"; Carton of 100
QTY	PISTON	YEARS	PART NO.	DESCRIPTION
8	Cast Piston	71-70	411NP Std-20-30-40-60	VINTAGE; Cast; .9804" Pin Dia.; 2 Rings 5/64 Groove, 1 Ring 3/16 Groove, 1.700 CD, Flat Head w/4 valve reliefs - 7.6:1 C.R.
8	Cast Piston - Individual	71-70	W411NP Std-20-30-40-60	VINTAGE; Cast; .9804" Pin Dia.; 2 Rings 5/64 Groove, 1 Ring 3/16 Groove, 1.700 CD, Flat Head w/4 valve reliefs - 7.6:1 C.R.
8	POWERFORGED	71-70	L-2262F Std-20-30-40-60	10.75:1 C.R.; Powerforged; Pin wt. = 250 gr.; 0.9802" Pin Dia.; 2 Rings 5/64 Groove, 1 Ring 3/16 Groove, 1.714 CD, Flat, 4 reliefs; DUROSHIELD® skirt coated piston
8	POWERFORGED Piston-Individual	71-70	WL-2262F Std-20-30-40-60	10.75:1 C.R.; Powerforged; Pin wt. = 250 gr.; 0.9802" Pin Dia.; 2 Rings 5/64 Groove, 1 Ring 3/16 Groove, 1.714 CD, Flat, 4 reliefs; DUROSHIELD® skirt coated piston
QTY	RINGS	YEARS	PART NO.	DESCRIPTION
1	Premium Set	71-70	E-299K Std-20-30-40-60	VINTAGE; 2-5/64, 1-3/16; Premium Moly
1	Standard Set	71-70	E-299X Std-30-40-60	VINTAGE; 2-5/64, 1-3/16; Iron

(continued on next page)

GM Car (Incl. Buick, Cad., Chev., Olds., Pontiac)

400 6.6L (6555cc) OHV V8 (16 Valve) (Pontiac), 4.121" Bore (GMC Eng.), 2 Bbl. "Eng. Code XX" 1971-1970 564
(cont.)

BLOCK	QTY	ENGINE BEARINGS	YEARS	PART NO.	DESCRIPTION	BLOCK
	1	Main Set	71-70	113M Std-10-20	Performance; 3/4 grooved	
	1	Main Set	71-70	4040M Std-1-10-20-30	VINTAGE; Grooved upper main brgs.	
	1	Rod Set	71-70	8-7050CH Std-10-20	Performance	
	1	Rod Set	71-70	8-1555CPA Std-10-20-30-40	VINTAGE	
	8	Rod Pair	71-70	1555CPA Std-10-20-30-40	VINTAGE	
	1	Cam Set	71-70	1220M Std Only		
BLOCK	QTY	OIL PUMP	YEARS	PART NO.	DESCRIPTION	BLOCK
	1	Oil Pump	71-70	224-43364S	High Pressure; 3/4" inlet tube; Incl. screen	
	1	Inter. Shaft	71-70	224-61236		
BLOCK	QTY	GASKETS	YEARS	PART NO.	DESCRIPTION	BLOCK
	1	Kit Gasket Set	71-70	260-1025	VINTAGE	
BLOCK	QTY	FREEZE PLUGS	YEARS	PART NO.	DESCRIPTION	BLOCK
	1	Brass Block Plug Kit	71-70	381-8021	VINTAGE	
	1	Steel Block Plug Kit	71-70	381-4028		
	1	Brass Deep Cup Freeze Plug	71-70	381-9010	0.938" Diameter	
	1	Brass Deep Cup Freeze Plug	71-70	381-9026	1.953" Diameter	
	1	Steel Deep Cup Freeze Plug	71-70	381-3039	0.938" Diameter	
	1	Steel Deep Cup Freeze Plug	71-70	381-3042	1.953" Diameter	
	1	Steel Deep Cup Freeze Plug	71-70	381-3112	2.063" Diameter	

400 6.6L (6555cc) OHV V8 (16 Valve) (Pontiac), 4.121" Bore (GMC Eng.), 4 Bbl. "Eng. Code XZ" 1970 565

VALVE TRAIN	QTY	TIMING	YEARS	PART NO.	DESCRIPTION	VALVE TRAIN
	1	3 Piece Set	70	KT3-350S	VINTAGE; 223-305, 223-371 not sold separately; (1) 222-350; (1) 223-305; (1) 223-371	
VALVE TRAIN	QTY	CAMSHAFT/LIFTER	YEARS	PART NO.	DESCRIPTION	VALVE TRAIN
	1	Camshaft	70	CS-641	VINTAGE; w/A/T; Hydraulic, (050) Duration at .050 Lobe Lift, 208 Exh., 198 Int., 111 Degrees Lobe Separation	
	1	Prelube		55-403 Std Only	1.5 oz. packet	
	1	Prelube		55-400 Std Only	4 oz. bottle; 1.5 oz. packet No. 55-403 also avail.	
	16	Lifter	70	HT-951 Std Only	Hyd.	
	16	Lifter	70	HT-951R Std Only	w/Ram Air; Speed-Pro Hi-Revolution Hyd.	
	16	Lifter, Bulk	70	HT-951B Std Only	Hyd.; Carton of 128	
	16	Lifter, Bulk	70	HT-951RB Std Only	w/Ram Air; Speed-Pro Hi-Revolution Hyd.; Carton of 128	
VALVE TRAIN	QTY	PUSH ROD	YEARS	PART NO.	DESCRIPTION	VALVE TRAIN
	16	Push Rod	70	RP-3229R Std Only	Chrome-Moly; 9.1300" O.A.L.	
	16	Push Rod	70	RP-3028 Std Only	VINTAGE; 9.1360" O.A.L.	
	16	Push Rod	70	RP-3304 Std Only	VINTAGE; Ram Air III & IV Eng.s.; 9.2000" O.A.L.	
	16	Push Rod, Bulk	70	BRP-3028 Std Only	VINTAGE; Carton of 100; 9.1360" O.A.L.	
VALVE TRAIN	QTY	ROCKER PARTS	YEARS	PART NO.	DESCRIPTION	VALVE TRAIN
	16	Arm Assy.	70	R-1032 Std Only	Incl. arm, ball & nut	
	16	Arm Assy., Bulk	70	R-1032B Std Only	Incl. arm, ball & nut; Carton of 64	
	16	Arm	70	R-849A Std Only		
	16	Nut	70	MR-1934 Std Only	3/8" x 24 UNF	
VALVE TRAIN	QTY	VALVE	YEARS	PART NO.	DESCRIPTION	VALVE TRAIN
	8	Exhaust	70	V-1823 Std Only	VINTAGE; 1.6600" Head Dia., 0.3410" Stem Dia., 5.0820" O.A.L.	
	8	Exhaust	70	V-3923 Std Only	VINTAGE; Ram Air III; Chrome plated stem; 1.7720" Head Dia., 0.3409" Stem Dia., 5.0910" O.A.L.	
VALVE TRAIN	QTY	VALVE GUIDE	YEARS	PART NO.	DESCRIPTION	VALVE TRAIN
	16	Guide	70	VG-5002 Std Only	0.3420" ID, 3.0600" O.A.L	
	16	Guide	70	VG-5002T Std Only	Threaded; 0.3430" ID, 3.0630" O.A.L	
	16	Guide, Bulk	70	VG-5002B Std Only	Carton of 50; 0.3420" ID, 3.0600" O.A.L	
	16	Guide, Bulk	70	VG-5002TB Std Only	Threaded; Carton of 50; 0.3430" ID, 3.0630" O.A.L	
VALVE TRAIN	QTY	VALVE SPRING	YEARS	PART NO.	DESCRIPTION	VALVE TRAIN
	16	Spring	70	VS-1580 Std Only	Ram Air IV; Inner and outer assy.; 1.9800" Free Height	
	16	Spring	70	VS-1433 Std Only	VINTAGE; Loc. Inner; 1.9350" Free Height	
	16	Spring	70	VS-665 Std Only	VINTAGE; Loc. Outer; 1.9400" Free Height	
VALVE TRAIN	QTY	VALVE SEAL	YEARS	PART NO.	DESCRIPTION	VALVE TRAIN
	16	Valve Stem Seal	70	MV-1233C Std Only	O-Ring; (RBB) Rubber	
	16	Valve Stem Seal	70	ST-2092 Std Only	Positive type, Metal Clad; (RBB) Rubber	
	16	Valve Stem Seal	70	ST-2003 Std Only	Positive type; Installation requires valve guide machining; (RBB) Rubber	
	16	Valve Stem Seal Bulk	70	MV-1233 Std Only	O-Ring; Carton of 100; (RBB) Rubber	
	16	Valve Stem Seal Bulk	70	ST-2003BC Std Only	Positive type; Installation requires valve guide machining; Carton of 100; (RBB) Rubber	

(continued on next page)

GM Car (Incl. Buick, Cad., Chev., Olds., Pontiac)

565 400 6.6L (6555cc) OHV V8 (16 Valve) (Pontiac), 4.121" Bore (GMC Eng.), 4 Bbl. "Eng. Code XZ" 1970
(cont.)

VALVE TRAIN	QTY	VALVE SEAT	YEARS	PART NO.	DESCRIPTION	VALVE TRAIN
	8	Seat	70	245-1750-2 Std Only	Loc. Exh.; Use w/V-1823, V-1832, V-1963 & V-1813; 1.7550" OD, 1.5000" ID, 0.2160" Depth	
	8	Seat	70	245-1750-2N Std Only	Loc. Exh.; Use w/V-1823, V-1832, V-1963 & V-1813; Premium Material; 1.7550" OD, 1.5000" ID, 0.2160" Depth	
	8	Seat	70	245-1812-1 Std Only	Loc. Exh.; Use w/V-1946, V-3923 & V-1902; 1.8175" OD, 1.5625" ID, 0.2480" Depth	
	8	Seat	70	245-1812-1N Std Only	Loc. Exh.; Use w/V-1946, V-3923 & V-1902; Premium Material; 1.8175" OD, 1.5625" ID, 0.2480" Depth	
	8	Seat	70	245-2125-1 Std Only	Loc. Int.; Use w/V-1824 & V-1964; 2.1305" OD, 1.8125" ID, 0.2480" Depth	
	8	Seat	70	245-2125-2 Std Only	Loc. Int.; Use w/V-1903 & V-1826; 2.1305" OD, 1.8750" ID, 0.2480" Depth	
BLOCK	QTY	VALVE, MISC	YEARS	PART NO.	DESCRIPTION	BLOCK
	32	Keeper	70	VK-115A Std Only	1 groove; Square cut key groove; Carton pack 24	
	32	Keeper	70	VK-115 Std Only	1 groove; Square cut key groove; Carton pack 32	
	32	Keeper	70	VK-115R Std Only	1 groove; Square cut key groove; Hardened	
	32	Keeper, Bulk	70	VK-115B Std Only	1 groove; Square cut key groove; Carton of 1000	
	16	Spring Insert	70	259-305A Std Only	.060"; Carton of 100	
	16	Spring Insert	70	259-305B Std Only	VINTAGE; .030"; Carton of 100	
	QTY	PISTON	YEARS	PART NO.	DESCRIPTION	
	8	Cast Piston	70	411NP Std-20-30-40-60	VINTAGE; Cast; .9804" Pin Dia.; 2 Rings 5/64 Groove, 1 Ring 3/16 Groove, 1.700 CD, Flat Head w/4 valve reliefs - 7.6:1 C.R.	
	8	Cast Piston - Individual	70	W411NP Std-20-30-40-60	VINTAGE; Cast; .9804" Pin Dia.; 2 Rings 5/64 Groove, 1 Ring 3/16 Groove, 1.700 CD, Flat Head w/4 valve reliefs - 7.6:1 C.R.	
	8	POWERFORGED	70	L-2262F Std-20-30-40-60	10.75:1 C.R.; Powerforged; Pin wt. = 250 gr.; 0.9802" Pin Dia.; 2 Rings 5/64 Groove, 1 Ring 3/16 Groove, 1.714 CD, Flat, 4 reliefs; DUROSHIELD® skirt coated piston	
	8	POWERFORGED Piston-Individual	70	WL-2262F Std-20-30-40-60	10.75:1 C.R.; Powerforged; Pin wt. = 250 gr.; 0.9802" Pin Dia.; 2 Rings 5/64 Groove, 1 Ring 3/16 Groove, 1.714 CD, Flat, 4 reliefs; DUROSHIELD® skirt coated piston	
	QTY	RINGS	YEARS	PART NO.	DESCRIPTION	
	1	Premium Set	70	E-299K Std-20-30-40-60	VINTAGE; 2-5/64, 1-3/16; Premium Moly	
	1	Standard Set	70	E-299X Std-20-30-40-60	VINTAGE; 2-5/64, 1-3/16; Iron	
	QTY	ENGINE BEARINGS	YEARS	PART NO.	DESCRIPTION	
	1	Main Set	70	113M Std-10-20	Performance; 3/4 grooved	
	1	Main Set	70	4040M Std-1-10-20-30	VINTAGE; Grooved upper main brgs.	
	1	Rod Set	70	8-7050CH Std-10-20	Performance	
	1	Rod Set	70	8-1555CPA Std-10-20-30-40	VINTAGE	
	8	Rod Pair	70	1555CPA Std-10-20-30-40	VINTAGE	
	1	Cam Set	70	1220M Std Only		
	QTY	OIL PUMP	YEARS	PART NO.	DESCRIPTION	
	1	Oil Pump	70	224-43364S	High Pressure; 3/4" inlet tube; Incl. screen	
	1	Inter. Shaft	70	224-61236		
	QTY	GASKETS	YEARS	PART NO.	DESCRIPTION	
	1	Kit Gasket Set	70	260-1025	VINTAGE; Exc. Ram Air	
	QTY	FREEZE PLUGS	YEARS	PART NO.	DESCRIPTION	
	1	Brass Block Plug Kit	70	381-8021	VINTAGE	
	1	Steel Block Plug Kit	70	381-4028		
	1	Brass Deep Cup Freeze Plug	70	381-9010	0.938" Diameter	
	1	Brass Deep Cup Freeze Plug	70	381-9026	1.953" Diameter	
	1	Steel Deep Cup Freeze Plug	70	381-3039	0.938" Diameter	
	1	Steel Deep Cup Freeze Plug	70	381-3042	1.953" Diameter	
	1	Steel Deep Cup Freeze Plug	70	381-3112	2.063" Diameter	

566 400 6.6L (6555cc) OHV V8 (16 Valve) (Pontiac), 4.121" Bore (GMC Eng.), 2 Bbl. "Eng. Code YB" 1970

QTY	TIMING	YEARS	PART NO.	DESCRIPTION
1	3 Piece Set	70	KT3-350S	VINTAGE; 223-305, 223-371 not sold separately; (1) 222-350; (1) 223-305; (1) 223-371
QTY	CAMSHAFT/LIFTER	YEARS	PART NO.	DESCRIPTION
1	Camshaft	70	CS-641	VINTAGE; w/M/T; Hydraulic, (050) Duration at .050 Lobe Lift, 208 Exh., 198 Int., 111 Degrees Lobe Separation
1	Prelube		55-403 Std Only	1.5 oz. packet
1	Prelube		55-400 Std Only	4 oz. bottle; 1.5 oz. packet No. 55-403 also avail.
16	Lifter	70	HT-951 Std Only	Hyd.
16	Lifter	70	HT-951R Std Only	w/Ram Air; Speed-Pro Hi-Revolution Hyd.
16	Lifter, Bulk	70	HT-951B Std Only	Hyd.; Carton of 128
16	Lifter, Bulk	70	HT-951RB Std Only	w/Ram Air; Speed-Pro Hi-Revolution Hyd.; Carton of 128

(continued on next page)

GM Car (Incl. Buick, Cad., Chev., Olds., Pontiac)

400 6.6L (6555cc) OHV V8 (16 Valve) (Pontiac), 4.121" Bore (GMC Eng.), 2 Bbl. "Eng. Code YB" 1970 566
(cont.)

QTY	PUSH ROD	YEARS	PART NO.	DESCRIPTION
16	Push Rod	70	RP-3229R Std Only	Chrome-Moly; 9.1300" O.A.L.
16	Push Rod	70	RP-3028 Std Only	VINTAGE; 9.1360" O.A.L.
16	Push Rod	70	RP-3304 Std Only	VINTAGE; Ram Air III & IV Eng.s.; 9.2000" O.A.L.
16	Push Rod, Bulk	70	BRP-3028 Std Only	VINTAGE; Carton of 100; 9.1360" O.A.L.
QTY	ROCKER PARTS	YEARS	PART NO.	DESCRIPTION
16	Arm Assy.	70	R-1032 Std Only	Incl. arm, ball & nut
16	Arm Assy., Bulk	70	R-1032B Std Only	Incl. arm, ball & nut; Carton of 64
16	Arm	70	R-849A Std Only	
16	Nut	70	MR-1934 Std Only	3/8" x 24 UNF
QTY	VALVE	YEARS	PART NO.	DESCRIPTION
8	Exhaust	70	V-1832 Std Only	VINTAGE; Chrome plated stem; 1.6600" Head Dia., 0.3405" Stem Dia., 4.9840" O.A.L.
8	Exhaust	70	V-3923 Std Only	VINTAGE; Ram Air III; Chrome plated stem; 1.7720" Head Dia., 0.3409" Stem Dia., 5.0910" O.A.L.
8	Intake	70	V-1964 Std Only	VINTAGE; Chrome plated stem; 1.9600" Head Dia., 0.3415" Stem Dia., 4.9800" O.A.L.
QTY	VALVE GUIDE	YEARS	PART NO.	DESCRIPTION
16	Guide	70	VG-5002 Std Only	0.3420" ID, 3.0600" O.A.L
16	Guide	70	VG-5002T Std Only	Threaded; 0.3430" ID, 3.0630" O.A.L
16	Guide, Bulk	70	VG-5002B Std Only	Carton of 50; 0.3420" ID, 3.0600" O.A.L
16	Guide, Bulk	70	VG-5002TB Std Only	Threaded; Carton of 50; 0.3430" ID, 3.0630" O.A.L
QTY	VALVE SPRING	YEARS	PART NO.	DESCRIPTION
16	Spring	70	VS-1580 Std Only	Ram Air IV; Inner and outer assy.; 1.9800" Free Height
16	Spring	70	VS-651 Std Only	VINTAGE; Loc. Inner; 1.7600" Free Height
16	Spring	70	VS-665 Std Only	VINTAGE; Loc. Outer; 1.9400" Free Height
QTY	VALVE SEAL	YEARS	PART NO.	DESCRIPTION
16	Valve Stem Seal	70	MV-1233C Std Only	O-Ring; (RBB) Rubber
16	Valve Stem Seal	70	ST-2092 Std Only	Positive type, Metal Clad; (RBB) Rubber
16	Valve Stem Seal	70	ST-2003 Std Only	Positive type; Installation requires valve guide machining; (RBB) Rubber
16	Valve Stem Seal Bulk	70	MV-1233 Std Only	O-Ring; Carton of 100; (RBB) Rubber
16	Valve Stem Seal Bulk	70	ST-2003BC Std Only	Positive type; Installation requires valve guide machining; Carton of 100; (RBB) Rubber
QTY	VALVE SEAT	YEARS	PART NO.	DESCRIPTION
8	Seat	70	245-1750-2 Std Only	Loc. Exh.; Use w/V-1823, V-1832, V-1963 & V-1813; 1.7550" OD, 1.5000" ID, 0.2160" Depth
8	Seat	70	245-1750-2N Std Only	Loc. Exh.; Use w/V-1823, V-1832, V-1963 & V-1813; Premium Material; 1.7550" OD, 1.5000" ID, 0.2160" Depth
8	Seat	70	245-1812-1 Std Only	Loc. Exh.; Use w/V-1946, V-3923 & V-1902; 1.8175" OD, 1.5625" ID, 0.2480" Depth
8	Seat	70	245-1812-1N Std Only	Loc. Exh.; Use w/V-1946, V-3923 & V-1902; Premium Material; 1.8175" OD, 1.5625" ID, 0.2480" Depth
8	Seat	70	245-2125-1 Std Only	Loc. Int.; Use w/V-1824 & V-1964; 2.1305" OD, 1.8125" ID, 0.2480" Depth
8	Seat	70	245-2125-2 Std Only	Loc. Int.; Use w/V-1903 & V-1826; 2.1305" OD, 1.8750" ID, 0.2480" Depth
QTY	VALVE, MISC	YEARS	PART NO.	DESCRIPTION
32	Keeper	70	VK-115A Std Only	1 groove; Square cut key groove; Carton pack 24
32	Keeper	70	VK-115 Std Only	1 groove; Square cut key groove; Carton pack 32
32	Keeper	70	VK-115R Std Only	1 groove; Square cut key groove; Hardened
32	Keeper, Bulk	70	VK-115B Std Only	1 groove; Square cut key groove; Carton of 1000
16	Spring Insert	70	259-305A Std Only	.060"; Carton of 100
16	Spring Insert	70	259-305B Std Only	VINTAGE; .030"; Carton of 100
QTY	PISTON	YEARS	PART NO.	DESCRIPTION
8	Cast Piston	70	411NP Std-20-30-40-60	VINTAGE; Cast; .9804" Pin Dia.; 2 Rings 5/64 Groove, 1 Ring 3/16 Groove, 1.700 CD, Flat Head w/4 valve reliefs - 7.6:1 C.R.
8	Cast Piston - Individual	70	W411NP Std-20-30-40-60	VINTAGE; Cast; .9804" Pin Dia.; 2 Rings 5/64 Groove, 1 Ring 3/16 Groove, 1.700 CD, Flat Head w/4 valve reliefs - 7.6:1 C.R.
8	POWERFORGED	70	L-2262F Std-20-30-40-60	10.75:1 C.R.; Powerforged; Pin wt. = 250 gr.; 0.9802" Pin Dia.; 2 Rings 5/64 Groove, 1 Ring 3/16 Groove, 1.714 CD, Flat, 4 reliefs; DUROSHIELD® skirt coated piston
8	POWERFORGED Piston-Individual	70	WL-2262F Std-20-30-40-60	10.75:1 C.R.; Powerforged; Pin wt. = 250 gr.; 0.9802" Pin Dia.; 2 Rings 5/64 Groove, 1 Ring 3/16 Groove, 1.714 CD, Flat, 4 reliefs; DUROSHIELD® skirt coated piston
QTY	RINGS	YEARS	PART NO.	DESCRIPTION
1	Premium Set	70	E-299K Std-20-30-40-60	VINTAGE; 2-5/64, 1-3/16; Premium Moly
1	Standard Set	70	E-299X Std-30-40-60	VINTAGE; 2-5/64, 1-3/16; Iron

(continued on next page)

GM Car (Incl. Buick, Cad., Chev., Olds., Pontiac)

566 400 6.6L (6555cc) OHV V8 (16 Valve) (Pontiac), 4.121" Bore (GMC Eng.), 2 Bbl. "Eng. Code YB" 1970
(cont.)

BLOCK	QTY	ENGINE BEARINGS	YEARS	PART NO.	DESCRIPTION	BLOCK
	1	Main Set	70	113M Std-10-20	Performance; 3/4 grooved	
	1	Main Set	70	4040M Std-1-10-20-30	VINTAGE; Grooved upper main brgs.	
	1	Rod Set	70	8-7050CH Std-10-20	Performance	
	1	Rod Set	70	8-1555CPA Std-10-20-30-40	VINTAGE	
	8	Rod Pair	70	1555CPA Std-10-20-30-40	VINTAGE	
	1	Cam Set	70	1220M Std Only		
	QTY	OIL PUMP	YEARS	PART NO.	DESCRIPTION	
	1	Oil Pump	70	224-43364S	High Pressure; 3/4" inlet tube; Incl. screen	
	1	Inter. Shaft	70	224-61236		
	QTY	GASKETS	YEARS	PART NO.	DESCRIPTION	
	1	Kit Gasket Set	70	260-1025	VINTAGE	
	QTY	FREEZE PLUGS	YEARS	PART NO.	DESCRIPTION	
	1	Brass Block Plug Kit	70	381-8021	VINTAGE	
	1	Steel Block Plug Kit	70	381-4028		
	1	Brass Deep Cup Freeze Plug	70	381-9010	0.938" Diameter	
	1	Brass Deep Cup Freeze Plug	70	381-9026	1.953" Diameter	
	1	Steel Deep Cup Freeze Plug	70	381-3039	0.938" Diameter	
	1	Steel Deep Cup Freeze Plug	70	381-3042	1.953" Diameter	
	1	Steel Deep Cup Freeze Plug	70	381-3112	2.063" Diameter	

567 400 6.6L (6555cc) OHV V8 (16 Valve) (Pontiac), 4.121" Bore (GMC Eng.), 2 Bbl. "Eng. Code YD" 1970

VALVE TRAIN	QTY	TIMING	YEARS	PART NO.	DESCRIPTION	VALVE TRAIN
	1	3 Piece Set	70	KT3-350S	VINTAGE; 223-305, 223-371 not sold separately; (1) 222-350; (1) 223-305; (1) 223-371	
	QTY	CAMSHAFT/LIFTER	YEARS	PART NO.	DESCRIPTION	
	1	Camshaft	70	CS-641	VINTAGE; w/M/T; Hydraulic, (050) Duration at .050 Lobe Lift, 208 Exh., 198 Int., 111 Degrees Lobe Separation	
	1	Prelube		55-403 Std Only	1.5 oz. packet	
	1	Prelube		55-400 Std Only	4 oz. bottle; 1.5 oz. packet No. 55-403 also avail.	
	16	Lifter	70	HT-951 Std Only	Hyd.	
	16	Lifter	70	HT-951R Std Only	w/Ram Air; Speed-Pro Hi-Revolution Hyd.	
	16	Lifter, Bulk	70	HT-951B Std Only	Hyd.; Carton of 128	
	16	Lifter, Bulk	70	HT-951RB Std Only	w/Ram Air; Speed-Pro Hi-Revolution Hyd.; Carton of 128	
	QTY	PUSH ROD	YEARS	PART NO.	DESCRIPTION	
	16	Push Rod	70	RP-3229R Std Only	Chrome-Moly; 9.1300" O.A.L.	
	16	Push Rod	70	RP-3028 Std Only	VINTAGE; 9.1360" O.A.L.	
	16	Push Rod	70	RP-3304 Std Only	VINTAGE; Ram Air III & IV Eng.; 9.2000" O.A.L.	
	16	Push Rod, Bulk	70	BRP-3028 Std Only	VINTAGE; Carton of 100; 9.1360" O.A.L.	
	QTY	ROCKER PARTS	YEARS	PART NO.	DESCRIPTION	
	16	Arm Assy.	70	R-1032 Std Only	Incl. arm, ball & nut	
	16	Arm Assy., Bulk	70	R-1032B Std Only	Incl. arm, ball & nut; Carton of 64	
	16	Arm	70	R-849A Std Only		
	16	Nut	70	MR-1934 Std Only	3/8" x 24 UNF	
	QTY	VALVE	YEARS	PART NO.	DESCRIPTION	
	8	Exhaust	70	V-1832 Std Only	VINTAGE; Chrome plated stem; 1.6600" Head Dia., 0.3405" Stem Dia., 4.9840" O.A.L.	
	8	Exhaust	70	V-3923 Std Only	VINTAGE; Ram Air III; Chrome plated stem; 1.7720" Head Dia., 0.3409" Stem Dia., 5.0910" O.A.L.	
	8	Intake	70	V-1964 Std Only	VINTAGE; Chrome plated stem; 1.9600" Head Dia., 0.3415" Stem Dia., 4.9800" O.A.L.	
	QTY	VALVE GUIDE	YEARS	PART NO.	DESCRIPTION	
	16	Guide	70	VG-5002 Std Only	0.3420" ID, 3.0600" O.A.L	
	16	Guide	70	VG-5002T Std Only	Threaded; 0.3430" ID, 3.0630" O.A.L	
	16	Guide, Bulk	70	VG-5002B Std Only	Carton of 50; 0.3420" ID, 3.0600" O.A.L	
	16	Guide, Bulk	70	VG-5002TB Std Only	Threaded; Carton of 50; 0.3430" ID, 3.0630" O.A.L	
	QTY	VALVE SPRING	YEARS	PART NO.	DESCRIPTION	
	16	Spring	70	VS-1580 Std Only	Ram Air IV; Inner and outer assy.; 1.9800" Free Height	
	16	Spring	70	VS-651 Std Only	VINTAGE; Loc. Inner; 1.7600" Free Height	
	16	Spring	70	VS-665 Std Only	VINTAGE; Loc. Outer; 1.9400" Free Height	
	QTY	VALVE SEAL	YEARS	PART NO.	DESCRIPTION	
	16	Valve Stem Seal	70	MV-1233C Std Only	O-Ring; (RBB) Rubber	
	16	Valve Stem Seal	70	ST-2092 Std Only	Positive type, Metal Clad; (RBB) Rubber	
	16	Valve Stem Seal	70	ST-2003 Std Only	Positive type; Installation requires valve guide machining; (RBB) Rubber	
	16	Valve Stem Seal Bulk	70	MV-1233 Std Only	O-Ring; Carton of 100; (RBB) Rubber	
	16	Valve Stem Seal Bulk	70	ST-2003BC Std Only	Positive type; Installation requires valve guide machining; Carton of 100; (RBB) Rubber	

(continued on next page)

GM Car (Incl. Buick, Cad., Chev., Olds., Pontiac)

400 6.6L (6555cc) OHV V8 (16 Valve) (Pontiac), 4.121" Bore (GMC Eng.), 2 Bbl. "Eng. Code YD" 1970 567 (cont.)

VALVE TRAIN	QTY	VALVE SEAT	YEARS	PART NO.	DESCRIPTION	VALVE TRAIN
	8	Seat	70	245-1750-2 Std Only	Loc. Exh.; Use w/V-1823, V-1832, V-1963 & V-1813; 1.7550" OD, 1.5000" ID, 0.2160" Depth	
	8	Seat	70	245-1750-2N Std Only	Loc. Exh.; Use w/V-1823, V-1832, V-1963 & V-1813; Premium Material; 1.7550" OD, 1.5000" ID, 0.2160" Depth	
	8	Seat	70	245-1812-1 Std Only	Loc. Exh.; Use w/V-1946, V-3923 & V-1902; 1.8175" OD, 1.5625" ID, 0.2480" Depth	
	8	Seat	70	245-1812-1N Std Only	Loc. Exh.; Use w/V-1946, V-3923 & V-1902; Premium Material; 1.8175" OD, 1.5625" ID, 0.2480" Depth	
	8	Seat	70	245-2125-1 Std Only	Loc. Int.; Use w/V-1824 & V-1964; 2.1305" OD, 1.8125" ID, 0.2480" Depth	
	8	Seat	70	245-2125-2 Std Only	Loc. Int.; Use w/V-1903 & V-1826; 2.1305" OD, 1.8750" ID, 0.2480" Depth	
VALVE TRAIN	QTY	VALVE, MISC	YEARS	PART NO.	DESCRIPTION	VALVE TRAIN
	32	Keeper	70	VK-115A Std Only	1 groove; Square cut key groove; Carton pack 24	
	32	Keeper	70	VK-115 Std Only	1 groove; Square cut key groove; Carton pack 32	
	32	Keeper	70	VK-115R Std Only	1 groove; Square cut key groove; Hardened	
	32	Keeper, Bulk	70	VK-115B Std Only	1 groove; Square cut key groove; Carton of 1000	
	16	Spring Insert	70	259-305A Std Only	.060"; Carton of 100	
	16	Spring Insert	70	259-305B Std Only	VINTAGE; .030"; Carton of 100	
BLOCK	QTY	PISTON	YEARS	PART NO.	DESCRIPTION	BLOCK
	8	Cast Piston	70	411NP Std-20-30-40-60	VINTAGE; Cast; .9804" Pin Dia.; 2 Rings 5/64 Groove, 1 Ring 3/16 Groove, 1.700 CD, Flat Head w/4 valve reliefs - 7.6:1 C.R.	
	8	Cast Piston - Individual	70	W411NP Std-20-30-40-60	VINTAGE; Cast; .9804" Pin Dia.; 2 Rings 5/64 Groove, 1 Ring 3/16 Groove, 1.700 CD, Flat Head w/4 valve reliefs - 7.6:1 C.R.	
	8	POWERFORGED	70	L-2262F Std-20-30-40-60	10.75:1 C.R.; Powerforged; Pin wt. = 250 gr.; 0.9802" Pin Dia.; 2 Rings 5/64 Groove, 1 Ring 3/16 Groove, 1.714 CD, Flat, 4 reliefs; DUROSHIELD® skirt coated piston	
	8	POWERFORGED Piston-Individual	70	WL-2262F Std-20-30-40-60	10.75:1 C.R.; Powerforged; Pin wt. = 250 gr.; 0.9802" Pin Dia.; 2 Rings 5/64 Groove, 1 Ring 3/16 Groove, 1.714 CD, Flat, 4 reliefs; DUROSHIELD® skirt coated piston	
BLOCK	QTY	RINGS	YEARS	PART NO.	DESCRIPTION	BLOCK
	1	Premium Set	70	E-299K Std-20-30-40-60	VINTAGE; 2-5/64, 1-3/16; Premium Moly	
	1	Standard Set	70	E-299X Std-30-40-60	VINTAGE; 2-5/64, 1-3/16; Iron	
BLOCK	QTY	ENGINE BEARINGS	YEARS	PART NO.	DESCRIPTION	BLOCK
	1	Main Set	70	113M Std-10-20	Performance; 3/4 grooved	
	1	Main Set	70	4040M Std-1-10-20-30	VINTAGE; Grooved upper main brgs.	
	1	Rod Set	70	8-7050CH Std-10-20	Performance	
	1	Rod Set	70	8-1555CPA Std-10-20-30-40	VINTAGE	
	8	Rod Pair	70	1555CPA Std-10-20-30-40	VINTAGE	
	1	Cam Set	70	1220M Std Only		
BLOCK	QTY	OIL PUMP	YEARS	PART NO.	DESCRIPTION	BLOCK
	1	Oil Pump	70	224-43364S	High Pressure; 3/4" inlet tube; Incl. screen	
	1	Inter. Shaft	70	224-61236		
BLOCK	QTY	GASKETS	YEARS	PART NO.	DESCRIPTION	BLOCK
	1	Kit Gasket Set	70	260-1025	VINTAGE	
BLOCK	QTY	FREEZE PLUGS	YEARS	PART NO.	DESCRIPTION	BLOCK
	1	Brass Block Plug Kit	70	381-8021	VINTAGE	
	1	Steel Block Plug Kit	70	381-4028		
	1	Brass Deep Cup Freeze Plug	70	381-9010	0.938" Diameter	
	1	Brass Deep Cup Freeze Plug	70	381-9026	1.953" Diameter	
	1	Steel Deep Cup Freeze Plug	70	381-3039	0.938" Diameter	
	1	Steel Deep Cup Freeze Plug	70	381-3042	1.953" Diameter	
	1	Steel Deep Cup Freeze Plug	70	381-3112	2.063" Diameter	

400 6.6L (6555cc) OHV V8 (16 Valve) (Pontiac), 4.121" Bore (GMC Eng.), 4 Bbl. "Eng. Code YS" 1971-1970 568

QTY	TIMING	YEARS	PART NO.	DESCRIPTION
1	3 Piece Set	71-70	KT3-350S	VINTAGE; 223-305, 223-371 not sold separately; (1) 222-350; (1) 223-305; (1) 223-371
QTY	CAMSHAFT/LIFTER	YEARS	PART NO.	DESCRIPTION
1	Camshaft	71-70	CS-641	VINTAGE; w/A/T; Hydraulic, (050) Duration at .050 Lobe Lift, 208 Exh., 198 Int., 111 Degrees Lobe Separation
1	Prelube		55-403 Std Only	1.5 oz. packet
1	Prelube		55-400 Std Only	4 oz. bottle; 1.5 oz. packet No. 55-403 also avail.
16	Lifter	71-70	HT-951 Std Only	Hyd.
16	Lifter	70	HT-951R Std Only	w/Ram Air; Speed-Pro Hi-Revolution Hyd.
16	Lifter, Bulk	71-70	HT-951B Std Only	Hyd.; Carton of 128
16	Lifter, Bulk	70	HT-951RB Std Only	w/Ram Air; Speed-Pro Hi-Revolution Hyd.; Carton of 128

(continued on next page)

GM Car (Incl. Buick, Cad., Chev., Olds., Pontiac)

568 400 6.6L (6555cc) OHV V8 (16 Valve) (Pontiac), 4.121" Bore (GMC Eng.), 4 Bbl. "Eng. Code YS" 1971-1970
(cont.)

QTY	PUSH ROD	YEARS	PART NO.	DESCRIPTION
16	Push Rod	71-70	RP-3229R Std Only	Chrome-Moly; 9.1300" O.A.L.
16	Push Rod	71-70	RP-3028 Std Only	VINTAGE; 9.1360" O.A.L.
16	Push Rod	70	RP-3304 Std Only	VINTAGE; Ram Air III & IV Eng.s.; 9.2000" O.A.L.
16	Push Rod, Bulk	71-70	BRP-3028 Std Only	VINTAGE; Carton of 100; 9.1360" O.A.L.
QTY	ROCKER PARTS	YEARS	PART NO.	DESCRIPTION
16	Arm Assy.	71-70	R-1032 Std Only	Incl. arm, ball & nut
16	Arm Assy., Bulk	71-70	R-1032B Std Only	Incl. arm, ball & nut; Carton of 64
16	Arm	71-70	R-849A Std Only	
16	Nut	71-70	MR-1934 Std Only	3/8" x 24 UNF
QTY	VALVE	YEARS	PART NO.	DESCRIPTION
8	Exhaust	71	V-1902 Std Only	VINTAGE; Chrome plated stem; 1.7720" Head Dia., 0.3411" Stem Dia., 4.9764" O.A.L.
8	Exhaust	70	V-1823 Std Only	VINTAGE; 1.6600" Head Dia., 0.3410" Stem Dia., 5.0820" O.A.L.
8	Exhaust	70	V-3923 Std Only	VINTAGE; Ram Air III; Chrome plated stem; 1.7720" Head Dia., 0.3409" Stem Dia., 5.0910" O.A.L.
8	Intake	71	V-1903 Std Only	VINTAGE; Chrome plated stem; 2.1100" Head Dia., 0.3420" Stem Dia., 4.9820" O.A.L.
QTY	VALVE GUIDE	YEARS	PART NO.	DESCRIPTION
16	Guide	71-70	VG-5002 Std Only	0.3420" ID, 3.0600" O.A.L
16	Guide	71-70	VG-5002T Std Only	Threaded; 0.3430" ID, 3.0630" O.A.L
16	Guide, Bulk	71-70	VG-5002B Std Only	Carton of 50; 0.3420" ID, 3.0600" O.A.L
16	Guide, Bulk	71-70	VG-5002TB Std Only	Threaded; Carton of 50; 0.3430" ID, 3.0630" O.A.L
QTY	VALVE SPRING	YEARS	PART NO.	DESCRIPTION
16	Spring	71	VS-651 Std Only	VINTAGE; Loc. Inner; 1.7600" Free Height
16	Spring	71-70	VS-665 Std Only	VINTAGE; Loc. Outer; 1.9400" Free Height
16	Spring	70	VS-1580 Std Only	Ram Air IV; Inner and outer assy.; 1.9800" Free Height
16	Spring	70	VS-1433 Std Only	VINTAGE; Loc. Inner; 1.9350" Free Height
QTY	VALVE SEAL	YEARS	PART NO.	DESCRIPTION
16	Valve Stem Seal	71-70	MV-1233C Std Only	O-Ring; (RBB) Rubber
16	Valve Stem Seal	71-70	ST-2092 Std Only	Positive type, Metal Clad; (RBB) Rubber
16	Valve Stem Seal	71-70	ST-2003 Std Only	Positive type; Installation requires valve guide machining; (RBB) Rubber
16	Valve Stem Seal Bulk	71-70	MV-1233 Std Only	O-Ring; Carton of 100; (RBB) Rubber
16	Valve Stem Seal Bulk	71-70	ST-2003BC Std Only	Positive type; Installation requires valve guide machining; Carton of 100; (RBB) Rubber
QTY	VALVE SEAT	YEARS	PART NO.	DESCRIPTION
8	Seat	71-70	245-1750-2 Std Only	Loc. Exh.; Use w/V-1823, V-1832, V-1963 & V-1813; 1.7550" OD, 1.5000" ID, 0.2160" Depth
8	Seat	71-70	245-1750-2N Std Only	Loc. Exh.; Use w/V-1823, V-1832, V-1963 & V-1813; Premium Material; 1.7550" OD, 1.5000" ID, 0.2160" Depth
8	Seat	71-70	245-1812-1 Std Only	Loc. Exh.; Use w/V-1946, V-3923 & V-1902; 1.8175" OD, 1.5625" ID, 0.2480" Depth
8	Seat	71-70	245-1812-1N Std Only	Loc. Exh.; Use w/V-1946, V-3923 & V-1902; Premium Material; 1.8175" OD, 1.5625" ID, 0.2480" Depth
8	Seat	71-70	245-2125-1 Std Only	Loc. Int.; Use w/V-1824 & V-1964; 2.1305" OD, 1.8125" ID, 0.2480" Depth
8	Seat	71-70	245-2125-2 Std Only	Loc. Int.; Use w/V-1903 & V-1826; 2.1305" OD, 1.8750" ID, 0.2480" Depth
QTY	VALVE, MISC	YEARS	PART NO.	DESCRIPTION
32	Keeper	71-70	VK-115A Std Only	1 groove; Square cut key groove; Carton pack 24
32	Keeper	71-70	VK-115 Std Only	1 groove; Square cut key groove; Carton pack 32
32	Keeper	71-70	VK-115R Std Only	1 groove; Square cut key groove; Hardened
32	Keeper, Bulk	71-70	VK-115B Std Only	1 groove; Square cut key groove; Carton of 1000
16	Spring Insert	71-70	259-305A Std Only	.060"; Carton of 100
16	Spring Insert	71-70	259-305B Std Only	VINTAGE; .030"; Carton of 100
QTY	PISTON	YEARS	PART NO.	DESCRIPTION
8	Cast Piston	71-70	411NP Std-20-30-40-60	VINTAGE; Cast; .9804" Pin Dia.; 2 Rings 5/64 Groove, 1 Ring 3/16 Groove, 1.700 CD, Flat Head w/4 valve reliefs - 7.6:1 C.R.
8	Cast Piston - Individual	71-70	W411NP Std-20-30-40-60	VINTAGE; Cast; .9804" Pin Dia.; 2 Rings 5/64 Groove, 1 Ring 3/16 Groove, 1.700 CD, Flat Head w/4 valve reliefs - 7.6:1 C.R.
8	POWERFORGED	71-70	L-2262F Std-20-30-40-60	10.75:1 C.R.; Powerforged; Pin wt. = 250 gr.; 0.9802" Pin Dia.; 2 Rings 5/64 Groove, 1 Ring 3/16 Groove, 1.714 CD, Flat, 4 reliefs; DUROSHIELD® skirt coated piston
8	POWERFORGED Piston-Individual	71-70	WL-2262F Std-20-30-40-60	10.75:1 C.R.; Powerforged; Pin wt. = 250 gr.; 0.9802" Pin Dia.; 2 Rings 5/64 Groove, 1 Ring 3/16 Groove, 1.714 CD, Flat, 4 reliefs; DUROSHIELD® skirt coated piston

VALVE TRAIN

VALVE TRAIN

BLOCK

BLOCK

(continued on next page)

GM Car (Incl. Buick, Cad., Chev., Olds., Pontiac)

400 6.6L (6555cc) OHV V8 (16 Valve) (Pontiac), 4.121" Bore (GMC Eng.), 4 Bbl. "Eng. Code YS" 1971-1970 **568**
(cont.)

	QTY	RINGS	YEARS	PART NO.	DESCRIPTION
BLOCK	1	Premium Set	71-70	E-299K Std-20-30-40-60	VINTAGE; 2-5/64, 1-3/16; Premium Moly
	1	Standard Set	71-70	E-299X Std-30-40-60	VINTAGE; 2-5/64, 1-3/16; Iron
	QTY	ENGINE BEARINGS	YEARS	PART NO.	DESCRIPTION
	1	Main Set	71-70	113M Std-10-20	Performance; 3/4 grooved
	1	Main Set	71-70	4040M Std-1-10-20-30	VINTAGE; Grooved upper main brgs.
	1	Rod Set	71-70	8-7050CH Std-10-20	Performance
	1	Rod Set	71-70	8-1555CPA Std-10-20-30-40	VINTAGE
	8	Rod Pair	71-70	1555CPA Std-10-20-30-40	VINTAGE
	1	Cam Set	71-70	1220M Std Only	
	QTY	OIL PUMP	YEARS	PART NO.	DESCRIPTION
1	Oil Pump	71-70	224-43364S	High Pressure; 3/4" inlet tube; Incl. screen	
1	Inter. Shaft	71-70	224-61236		
QTY	GASKETS	YEARS	PART NO.	DESCRIPTION	
1	Kit Gasket Set	71	260-1025	VINTAGE	
1	Kit Gasket Set	70	260-1025	VINTAGE; Exc. Ram Air	
QTY	FREEZE PLUGS	YEARS	PART NO.	DESCRIPTION	
1	Brass Block Plug Kit	71-70	381-8021	VINTAGE	
1	Steel Block Plug Kit	71-70	381-4028		
1	Brass Deep Cup Freeze Plug	71-70	381-9010	0.938" Diameter	
1	Brass Deep Cup Freeze Plug	71-70	381-9026	1.953" Diameter	
1	Steel Deep Cup Freeze Plug	71-70	381-3039	0.938" Diameter	
1	Steel Deep Cup Freeze Plug	71-70	381-3042	1.953" Diameter	
1	Steel Deep Cup Freeze Plug	71-70	381-3112	2.063" Diameter	

400 6.6L (6555cc) OHV V8 (16 Valve) (Pontiac), 4.121" Bore (GMC Eng.), 2 Bbl. "Eng. Code YX" 1971 **569**

	QTY	TIMING	YEARS	PART NO.	DESCRIPTION
VALVE TRAIN	1	3 Piece Set	71	KT3-350S	VINTAGE; 223-305, 223-371 not sold separately; (1) 222-350; (1) 223-305; (1) 223-371
	QTY	CAMSHAFT/LIFTER	YEARS	PART NO.	DESCRIPTION
	16	Lifter	71	HT-951 Std Only	Hyd.
	16	Lifter, Bulk	71	HT-951B Std Only	Hyd.; Carton of 128
	QTY	PUSH ROD	YEARS	PART NO.	DESCRIPTION
	16	Push Rod	71	RP-3229R Std Only	Chrome-Moly; 9.1300" O.A.L.
	16	Push Rod	71	RP-3028 Std Only	VINTAGE; 9.1360" O.A.L.
	16	Push Rod, Bulk	71	BRP-3028 Std Only	VINTAGE; Carton of 100; 9.1360" O.A.L.
	QTY	ROCKER PARTS	YEARS	PART NO.	DESCRIPTION
	16	Arm Assy.	71	R-1032 Std Only	Incl. arm, ball & nut
16	Arm Assy., Bulk	71	R-1032B Std Only	Incl. arm, ball & nut; Carton of 64	
16	Arm	71	R-849A Std Only		
16	Nut	71	MR-1934 Std Only	3/8" x 24 UNF	
QTY	VALVE	YEARS	PART NO.	DESCRIPTION	
8	Exhaust	71	V-1832 Std Only	VINTAGE; Chrome plated stem; 1.6600" Head Dia., 0.3405" Stem Dia., 4.9840" O.A.L.	
8	Intake	71	V-1964 Std Only	VINTAGE; Chrome plated stem; 1.9600" Head Dia., 0.3415" Stem Dia., 4.9800" O.A.L.	
QTY	VALVE GUIDE	YEARS	PART NO.	DESCRIPTION	
16	Guide	71	VG-5002 Std Only	0.3420" ID, 3.0600" O.A.L	
16	Guide	71	VG-5002T Std Only	Threaded; 0.3430" ID, 3.0630" O.A.L	
16	Guide, Bulk	71	VG-5002B Std Only	Carton of 50; 0.3420" ID, 3.0600" O.A.L	
16	Guide, Bulk	71	VG-5002TB Std Only	Threaded; Carton of 50; 0.3430" ID, 3.0630" O.A.L	
QTY	VALVE SPRING	YEARS	PART NO.	DESCRIPTION	
16	Spring	71	VS-651 Std Only	VINTAGE; Loc. Inner; 1.7600" Free Height	
16	Spring	71	VS-665 Std Only	VINTAGE; Loc. Outer; 1.9400" Free Height	
QTY	VALVE SEAL	YEARS	PART NO.	DESCRIPTION	
16	Valve Stem Seal	71	MV-1233C Std Only	O-Ring; (RBB) Rubber	
16	Valve Stem Seal	71	ST-2092 Std Only	Positive type, Metal Clad; (RBB) Rubber	
16	Valve Stem Seal	71	ST-2003 Std Only	Positive type; Installation requires valve guide machining; (RBB) Rubber	
16	Valve Stem Seal Bulk	71	MV-1233 Std Only	O-Ring; Carton of 100; (RBB) Rubber	
16	Valve Stem Seal Bulk	71	ST-2003BC Std Only	Positive type; Installation requires valve guide machining; Carton of 100; (RBB) Rubber	
QTY	VALVE SEAT	YEARS	PART NO.	DESCRIPTION	
8	Seat	71	245-1750-2 Std Only	Loc. Exh.; Use w/V-1823, V-1832, V-1963 & V-1813; 1.7550" OD, 1.5000" ID, 0.2160" Depth	
8	Seat	71	245-1750-2N Std Only	Loc. Exh.; Use w/V-1823, V-1832, V-1963 & V-1813; Premium Material; 1.7550" OD, 1.5000" ID, 0.2160" Depth	

(continued on next page)

GM Car (Incl. Buick, Cad., Chev., Olds., Pontiac)

569 400 6.6L (6555cc) OHV V8 (16 Valve) (Pontiac), 4.121" Bore (GMC Eng.), 2 Bbl. "Eng. Code YX" 1971
(cont.)

QTY	VALVE SEAT (cont.)	YEARS	PART NO.	DESCRIPTION
8	Seat	71	245-1812-1 Std Only	Loc. Exh.; Use w/V-1946, V-3923 & V-1902; 1.8175" OD, 1.5625" ID, 0.2480" Depth
8	Seat	71	245-1812-1N Std Only	Loc. Exh.; Use w/V-1946, V-3923 & V-1902; Premium Material; 1.8175" OD, 1.5625" ID, 0.2480" Depth
8	Seat	71	245-2125-1 Std Only	Loc. Int.; Use w/V-1824 & V-1964; 2.1305" OD, 1.8125" ID, 0.2480" Depth
8	Seat	71	245-2125-2 Std Only	Loc. Int.; Use w/V-1903 & V-1826; 2.1305" OD, 1.8750" ID, 0.2480" Depth
QTY	VALVE, MISC	YEARS	PART NO.	DESCRIPTION
32	Keeper	71	VK-115A Std Only	1 groove; Square cut key groove; Carton pack 24
32	Keeper	71	VK-115 Std Only	1 groove; Square cut key groove; Carton pack 32
32	Keeper	71	VK-115R Std Only	1 groove; Square cut key groove; Hardened
32	Keeper, Bulk	71	VK-115B Std Only	1 groove; Square cut key groove; Carton of 1000
16	Spring Insert	71	259-305A Std Only	.060"; Carton of 100
16	Spring Insert	71	259-305B Std Only	VINTAGE; .030"; Carton of 100
QTY	PISTON	YEARS	PART NO.	DESCRIPTION
8	Cast Piston	71	411NP Std-20-30-40-60	VINTAGE; Cast; .9804" Pin Dia.; 2 Rings 5/64 Groove, 1 Ring 3/16 Groove, 1.700 CD, Flat Head w/4 valve reliefs - 7.6:1 C.R.
8	Cast Piston - Individual	71	W411NP Std-20-30-40-60	VINTAGE; Cast; .9804" Pin Dia.; 2 Rings 5/64 Groove, 1 Ring 3/16 Groove, 1.700 CD, Flat Head w/4 valve reliefs - 7.6:1 C.R.
8	POWERFORGED	71	L-2262F Std-20-30-40-60	10.75:1 C.R.; Powerforged; Pin wt. = 250 gr.; 0.9802" Pin Dia.; 2 Rings 5/64 Groove, 1 Ring 3/16 Groove, 1.714 CD, Flat, 4 reliefs; DUROSHIELD® skirt coated piston
8	POWERFORGED Piston-Individual	71	WL-2262F Std-20-30-40-60	10.75:1 C.R.; Powerforged; Pin wt. = 250 gr.; 0.9802" Pin Dia.; 2 Rings 5/64 Groove, 1 Ring 3/16 Groove, 1.714 CD, Flat, 4 reliefs; DUROSHIELD® skirt coated piston
QTY	RINGS	YEARS	PART NO.	DESCRIPTION
1	Premium Set	71	E-299K Std-20-30-40-60	VINTAGE; 2-5/64, 1-3/16; Premium Moly
1	Standard Set	71	E-299X Std-30-40-60	VINTAGE; 2-5/64, 1-3/16; Iron
QTY	ENGINE BEARINGS	YEARS	PART NO.	DESCRIPTION
1	Main Set	71	113M Std-10-20	Performance; 3/4 grooved
1	Main Set	71	4040M Std-1-10-20-30	VINTAGE; Grooved upper main brgs.
1	Rod Set	71	8-7050CH Std-10-20	Performance
1	Rod Set	71	8-1555CPA Std-10-20-30-40	VINTAGE
8	Rod Pair	71	1555CPA Std-10-20-30-40	VINTAGE
1	Cam Set	71	1220M Std Only	
QTY	OIL PUMP	YEARS	PART NO.	DESCRIPTION
1	Oil Pump	71	224-43364S	High Pressure; 3/4" inlet tube; Incl. screen
1	Inter. Shaft	71	224-61236	
QTY	GASKETS	YEARS	PART NO.	DESCRIPTION
1	Kit Gasket Set	71	260-1025	VINTAGE
QTY	FREEZE PLUGS	YEARS	PART NO.	DESCRIPTION
1	Brass Block Plug Kit	71	381-8021	VINTAGE
1	Steel Block Plug Kit	71	381-4028	
1	Brass Deep Cup Freeze Plug	71	381-9010	0.938" Diameter
1	Brass Deep Cup Freeze Plug	71	381-9026	1.953" Diameter
1	Steel Deep Cup Freeze Plug	71	381-3039	0.938" Diameter
1	Steel Deep Cup Freeze Plug	71	381-3042	1.953" Diameter
1	Steel Deep Cup Freeze Plug	71	381-3112	2.063" Diameter

570 400 6.6L (6555cc) OHV V8 (16 Valve) (Pontiac), 4.121" Bore (GMC Eng.), 4 Bbl. "Eng. Code YZ" 1970

QTY	TIMING	YEARS	PART NO.	DESCRIPTION
1	3 Piece Set	70	KT3-350S	VINTAGE; 223-305, 223-371 not sold separately; (1) 222-350; (1) 223-305; (1) 223-371
QTY	CAMSHAFT/LIFTER	YEARS	PART NO.	DESCRIPTION
1	Camshaft	70	CS-641	VINTAGE; w/A/T; Hydraulic, (050) Duration at .050 Lobe Lift, 208 Exh., 198 Int., 111 Degrees Lobe Separation
1	Prelube		55-403 Std Only	1.5 oz. packet
1	Prelube		55-400 Std Only	4 oz. bottle; 1.5 oz. packet No. 55-403 also avail.
16	Lifter	70	HT-951 Std Only	Hyd.
16	Lifter	70	HT-951R Std Only	w/Ram Air; Speed-Pro Hi-Revolution Hyd.
16	Lifter, Bulk	70	HT-951B Std Only	Hyd.; Carton of 128
16	Lifter, Bulk	70	HT-951RB Std Only	w/Ram Air; Speed-Pro Hi-Revolution Hyd.; Carton of 128
QTY	PUSH ROD	YEARS	PART NO.	DESCRIPTION
16	Push Rod	70	RP-3229R Std Only	Chrome-Moly; 9.1300" O.A.L.
16	Push Rod	70	RP-3028 Std Only	VINTAGE; 9.1360" O.A.L.
16	Push Rod	70	RP-3304 Std Only	VINTAGE; Ram Air III & IV Eng.; 9.2000" O.A.L.

(continued on next page)

GM Car (Incl. Buick, Cad., Chev., Olds., Pontiac)

400 6.6L (6555cc) OHV V8 (16 Valve) (Pontiac), 4.121" Bore (GMC Eng.), 4 Bbl. "Eng. Code YZ" 1970 570
(cont.)

QTY	PART NO. (cont.)	YEARS	PART NO.	DESCRIPTION
16	PUSH ROD (cont.) Push Rod, Bulk	70	BRP-3028 Std Only	VINTAGE; Carton of 100; 9.1360" O.A.L.
QTY	ROCKER PARTS	YEARS	PART NO.	DESCRIPTION
16	Arm Assy.	70	R-1032 Std Only	Incl. arm, ball & nut
16	Arm Assy., Bulk	70	R-1032B Std Only	Incl. arm, ball & nut; Carton of 64
16	Arm	70	R-849A Std Only	
16	Nut	70	MR-1934 Std Only	3/8" x 24 UNF
QTY	VALVE	YEARS	PART NO.	DESCRIPTION
8	Exhaust	70	V-1823 Std Only	VINTAGE; 1.6600" Head Dia., 0.3410" Stem Dia., 5.0820" O.A.L.
8	Exhaust	70	V-3923 Std Only	VINTAGE; Ram Air III; Chrome plated stem; 1.7720" Head Dia., 0.3409" Stem Dia., 5.0910" O.A.L.
QTY	VALVE GUIDE	YEARS	PART NO.	DESCRIPTION
16	Guide	70	VG-5002 Std Only	0.3420" ID, 3.0600" O.A.L
16	Guide	70	VG-5002T Std Only	Threaded; 0.3430" ID, 3.0630" O.A.L
16	Guide, Bulk	70	VG-5002B Std Only	Carton of 50; 0.3420" ID, 3.0600" O.A.L
16	Guide, Bulk	70	VG-5002TB Std Only	Threaded; Carton of 50; 0.3430" ID, 3.0630" O.A.L
QTY	VALVE SPRING	YEARS	PART NO.	DESCRIPTION
16	Spring	70	VS-1580 Std Only	Ram Air IV; Inner and outer assy.; 1.9800" Free Height
16	Spring	70	VS-1433 Std Only	VINTAGE; Loc. Inner; 1.9350" Free Height
16	Spring	70	VS-665 Std Only	VINTAGE; Loc. Outer; 1.9400" Free Height
QTY	VALVE SEAL	YEARS	PART NO.	DESCRIPTION
16	Valve Stem Seal	70	MV-1233C Std Only	O-Ring; (RBB) Rubber
16	Valve Stem Seal	70	ST-2092 Std Only	Positive type, Metal Clad; (RBB) Rubber
16	Valve Stem Seal	70	ST-2003 Std Only	Positive type; Installation requires valve guide machining; (RBB) Rubber
16	Valve Stem Seal Bulk	70	MV-1233 Std Only	O-Ring; Carton of 100; (RBB) Rubber
16	Valve Stem Seal Bulk	70	ST-2003BC Std Only	Positive type; Installation requires valve guide machining; Carton of 100; (RBB) Rubber
QTY	VALVE SEAT	YEARS	PART NO.	DESCRIPTION
8	Seat	70	245-1750-2 Std Only	Loc. Exh.; Use w/V-1823, V-1832, V-1963 & V-1813; 1.7550" OD, 1.5000" ID, 0.2160" Depth
8	Seat	70	245-1750-2N Std Only	Loc. Exh.; Use w/V-1823, V-1832, V-1963 & V-1813; Premium Material; 1.7550" OD, 1.5000" ID, 0.2160" Depth
8	Seat	70	245-1812-1 Std Only	Loc. Exh.; Use w/V-1946, V-3923 & V-1902; 1.8175" OD, 1.5625" ID, 0.2480" Depth
8	Seat	70	245-1812-1N Std Only	Loc. Exh.; Use w/V-1946, V-3923 & V-1902; Premium Material; 1.8175" OD, 1.5625" ID, 0.2480" Depth
8	Seat	70	245-2125-1 Std Only	Loc. Int.; Use w/V-1824 & V-1964; 2.1305" OD, 1.8125" ID, 0.2480" Depth
8	Seat	70	245-2125-2 Std Only	Loc. Int.; Use w/V-1903 & V-1826; 2.1305" OD, 1.8750" ID, 0.2480" Depth
QTY	VALVE, MISC	YEARS	PART NO.	DESCRIPTION
32	Keeper	70	VK-115A Std Only	1 groove; Square cut key groove; Carton pack 24
32	Keeper	70	VK-115 Std Only	1 groove; Square cut key groove; Carton pack 32
32	Keeper	70	VK-115R Std Only	1 groove; Square cut key groove; Hardened
32	Keeper, Bulk	70	VK-115B Std Only	1 groove; Square cut key groove; Carton of 1000
16	Spring Insert	70	259-305A Std Only	.060"; Carton of 100
16	Spring Insert	70	259-305B Std Only	VINTAGE; .030"; Carton of 100
QTY	PISTON	YEARS	PART NO.	DESCRIPTION
8	Cast Piston	70	411NP Std-20-30-40-60	VINTAGE; Cast; .9804" Pin Dia.; 2 Rings 5/64 Groove, 1 Ring 3/16 Groove, 1.700 CD, Flat Head w/4 valve reliefs - 7.6:1 C.R.
8	Cast Piston - Individual	70	W411NP Std-20-30-40-60	VINTAGE; Cast; .9804" Pin Dia.; 2 Rings 5/64 Groove, 1 Ring 3/16 Groove, 1.700 CD, Flat Head w/4 valve reliefs - 7.6:1 C.R.
8	POWERFORGED	70	L-2262F Std-20-30-40-60	10.75:1 C.R.; Powerforged; Pin wt. = 250 gr.; 0.9802" Pin Dia.; 2 Rings 5/64 Groove, 1 Ring 3/16 Groove, 1.714 CD, Flat, 4 reliefs; DUROSHIELD® skirt coated piston
8	POWERFORGED Piston-Individual	70	WL-2262F Std-20-30-40-60	10.75:1 C.R.; Powerforged; Pin wt. = 250 gr.; 0.9802" Pin Dia.; 2 Rings 5/64 Groove, 1 Ring 3/16 Groove, 1.714 CD, Flat, 4 reliefs; DUROSHIELD® skirt coated piston
QTY	RINGS	YEARS	PART NO.	DESCRIPTION
1	Premium Set	70	E-299K Std-20-30-40-60	VINTAGE; 2-5/64, 1-3/16; Premium Moly
1	Standard Set	70	E-299X Std-30-40-60	VINTAGE; 2-5/64, 1-3/16; Iron
QTY	ENGINE BEARINGS	YEARS	PART NO.	DESCRIPTION
1	Main Set	70	113M Std-10-20	Performance; 3/4 grooved
1	Main Set	70	4040M Std-1-10-20-30	VINTAGE; Grooved upper main brgs.
1	Rod Set	70	8-7050CH Std-10-20	Performance
1	Rod Set	70	8-1555CPA Std-10-20-30-40	VINTAGE

(continued on next page)

GM Car (Incl. Buick, Cad., Chev., Olds., Pontiac)

570 400 6.6L (6555cc) OHV V8 (16 Valve) (Pontiac), 4.121" Bore (GMC Eng.), 4 Bbl. "Eng. Code YZ" 1970
(cont.)

	QTY	ENGINE BEARINGS	YEARS	PART NO.	DESCRIPTION
BLOCK	8	Rod Pair	70	1555CPA Std-10-20-30-40	VINTAGE
	1	Cam Set	70	1220M Std Only	
	1	OIL PUMP	YEARS	PART NO.	DESCRIPTION
	1	Oil Pump	70	224-43364S	High Pressure; 3/4" inlet tube; Incl. screen
	1	Inter. Shaft	70	224-61236	
	1	GASKETS	YEARS	PART NO.	DESCRIPTION
	1	Kit Gasket Set	70	260-1025	VINTAGE; Exc. Ram Air
	1	FREEZE PLUGS	YEARS	PART NO.	DESCRIPTION
	1	Brass Block Plug Kit	70	381-8021	VINTAGE
	1	Steel Block Plug Kit	70	381-4028	
1	Brass Deep Cup Freeze Plug	70	381-9010	0.938" Diameter	
1	Brass Deep Cup Freeze Plug	70	381-9026	1.953" Diameter	
1	Steel Deep Cup Freeze Plug	70	381-3039	0.938" Diameter	
1	Steel Deep Cup Freeze Plug	70	381-3042	1.953" Diameter	
1	Steel Deep Cup Freeze Plug	70	381-3112	2.063" Diameter	

571 400 6.6L (6555cc) OHV V8 (16 Valve) (Pontiac), 4.121" Bore (GMC Eng.), 2 Bbl. 1969-1967

	QTY	TIMING	YEARS	PART NO.	DESCRIPTION
VALVE TRAIN	1	3 Piece Set	69-67	KT3-350S	VINTAGE; 223-305, 223-371 not sold separately; (1) 222-350; (1) 223-305; (1) 223-371
	1	CAMSHAFT/LIFTER	YEARS	PART NO.	DESCRIPTION
	1	Camshaft	69-68	CS-641	VINTAGE; w/M/T; Hydraulic, (050) Duration at .050 Lobe Lift, 208 Exh., 198 Int., 111 Degrees Lobe Separation
	1	Prelube		55-403 Std Only	1.5 oz. packet
	1	Prelube		55-400 Std Only	4 oz. bottle; 1.5 oz. packet No. 55-403 also avail.
	16	Lifter	69-67	HT-951 Std Only	Hyd.
	16	Lifter	69-67	HT-951R Std Only	w/Ram Air; Speed-Pro Hi-Revolution Hyd.
	16	Lifter, Bulk	69-67	HT-951B Std Only	Hyd.; Carton of 128
	16	Lifter, Bulk	69-67	HT-951RB Std Only	w/Ram Air; Speed-Pro Hi-Revolution Hyd.; Carton of 128
	16	PUSH ROD	YEARS	PART NO.	DESCRIPTION
16	Push Rod	69-68	RP-3229R Std Only	Chrome-Moly; 9.1300" O.A.L.	
16	Push Rod	69-68	RP-3028 Std Only	VINTAGE; 9.1360" O.A.L.	
16	Push Rod	67	RP-3028 Std Only	VINTAGE; w/push rod guide plates; 9.1360" O.A.L.	
16	Push Rod	67	RP-3164 Std-35-60	w/o push rod guide plates; 8.6930" O.A.L.	
16	Push Rod	67	RP-3213R Std Only	w/o push rod guide plates; Chrome-Moly; 8.6900" O.A.L.	
16	Push Rod	67	RP-3229R Std Only	w/push rod guide plates; Chrome-Moly; 9.1300" O.A.L.	
16	Push Rod, Bulk	69-68	BRP-3028 Std Only	VINTAGE; Carton of 100; 9.1360" O.A.L.	
16	Push Rod, Bulk	67	BRP-3028 Std Only	VINTAGE; w/push rod guide plates; Carton of 100; 9.1360" O.A.L.	
16	ROCKER PARTS	YEARS	PART NO.	DESCRIPTION	
16	Arm Assy.	69-68	R-1032 Std Only	Incl. arm, ball & nut	
16	Arm Assy.	67	R-848 Std Only	VINTAGE; w/o push rod guide plates; Incl. arm & ball	
16	Arm Assy.	67	R-1032 Std Only	w/push rod guide plates; Incl. arm, ball & nut	
16	Arm Assy., Bulk	69-68	R-1032B Std Only	Incl. arm, ball & nut; Carton of 64	
16	Arm Assy., Bulk	67	R-1032B Std Only	w/push rod guide plates; Incl. arm, ball & nut; Carton of 64	
16	Arm	69-68	R-849A Std Only		
16	Arm	67	R-848A Std Only	w/o push rod guide plates	
16	Arm	67	R-849A Std Only	w/push rod guide plates	
16	Nut	69-68	MR-1934 Std Only	3/8" x 24 UNF	
16	Nut	67	MR-1934 Std Only	w/push rod guide plates; 3/8" x 24 UNF	
8	VALVE	YEARS	PART NO.	DESCRIPTION	
8	Exhaust	69-68	V-1823 Std Only	VINTAGE; 10.5:1 C.R.; 1.6600" Head Dia., 0.3410" Stem Dia., 5.0820" O.A.L.	
8	Exhaust	69-68	V-1832 Std Only	VINTAGE; 8.6:1 C.R.; Chrome plated stem; 1.6600" Head Dia., 0.3405" Stem Dia., 4.9840" O.A.L.	
8	Exhaust	67	V-1946 Std Only	10.75:1 C.R.; Chrome plated stem; 1.7756" Head Dia., 0.3409" Stem Dia., 5.0512" O.A.L.	
8	Exhaust	67	V-1946 Std Only	Pontiac Bonneville Base, Ventura Base; Chrome plated stem; 1.7756" Head Dia., 0.3409" Stem Dia., 5.0512" O.A.L.	
8	Exhaust	67	V-1813 Std Only	VINTAGE; 10.5:1 C.R.; Chrome plated stem; 1.6400" Head Dia., 0.3410" Stem Dia., 4.8760" O.A.L.	
8	Intake	69-68	V-1824 Std Only	VINTAGE; Chrome plated stem; 1.9600" Head Dia., 0.3415" Stem Dia., 5.0890" O.A.L.	
8	Intake	67	V-1743 Std Only	VINTAGE; 10.5:1 C.R.; 1.9190" Head Dia., 0.3407" Stem Dia., 4.8940" O.A.L.	
8	Intake	67	V-1826 Std Only	VINTAGE; 10.75:1 C.R.; Chrome plated stem; 2.1100" Head Dia., 0.3415" Stem Dia., 5.0980" O.A.L.	

(continued on next page)

GM Car (Incl. Buick, Cad., Chev., Olds., Pontiac)

400 6.6L (6555cc) OHV V8 (16 Valve) (Pontiac), 4.121" Bore (GMC Eng.), 2 Bbl. 1969-1967 571
(cont.)

	QTY	VALVE GUIDE	YEARS	PART NO.	DESCRIPTION	
VALVE TRAIN	16	Guide	69-67	VG-5002 Std Only	0.3420" ID, 3.0600" O.A.L	
	16	Guide	69-67	VG-5002T Std Only	Threaded; 0.3430" ID, 3.0630" O.A.L	
	16	Guide, Bulk	69-67	VG-5002B Std Only	Carton of 50; 0.3420" ID, 3.0600" O.A.L	
	16	Guide, Bulk	69-67	VG-5002TB Std Only	Threaded; Carton of 50; 0.3430" ID, 3.0630" O.A.L	
	16	Spring	69	VS-1580 Std Only	Ram Air IV; Inner and outer assy.; 1.9800" Free Height	
	16	Spring	69-67	VS-651 Std Only	VINTAGE; Loc. Inner; 1.7600" Free Height	
	16	Spring	69-67	VS-665 Std Only	VINTAGE; Loc. Outer; 1.9400" Free Height	
	16	Spring	68-67	VS-1580 Std Only	Ram Air; Inner and outer assy.; 1.9800" Free Height	
	16	Spring	67	VS-1433 Std Only	VINTAGE; Loc. Inner; 1.9350" Free Height	
	16	Valve Stem Seal	69-67	MV-1233C Std Only	O-Ring; (RBB) Rubber	
	16	Valve Stem Seal	69-67	ST-2092 Std Only	Positive type, Metal Clad; (RBB) Rubber	
	16	Valve Stem Seal	69-67	ST-2003 Std Only	Positive type; Installation requires valve guide machining; (RBB) Rubber	
	16	Valve Stem Seal Bulk	69-67	MV-1233 Std Only	O-Ring; Carton of 100; (RBB) Rubber	
	16	Valve Stem Seal Bulk	69-67	ST-2003BC Std Only	Positive type; Installation requires valve guide machining; Carton of 100; (RBB) Rubber	
		8	Seat	69-67	245-1750-2 Std Only	Loc. Exh.; Use w/V-1823, V-1832, V-1963 & V-1813; 1.7550" OD, 1.5000" ID, 0.2160" Depth
		8	Seat	69-67	245-1750-2N Std Only	Loc. Exh.; Use w/V-1823, V-1832, V-1963 & V-1813; Premium Material; 1.7550" OD, 1.5000" ID, 0.2160" Depth
8		Seat	69-67	245-1812-1 Std Only	Loc. Exh.; Use w/V-1946, V-3923 & V-1902; 1.8175" OD, 1.5625" ID, 0.2480" Depth	
8		Seat	69-67	245-1812-1N Std Only	Loc. Exh.; Use w/V-1946, V-3923 & V-1902; Premium Material; 1.8175" OD, 1.5625" ID, 0.2480" Depth	
8		Seat	69-68	245-2125-1 Std Only	Loc. Int.; Use w/V-1824 & V-1964; 2.1305" OD, 1.8125" ID, 0.2480" Depth	
8		Seat	69-68	245-2125-2 Std Only	Loc. Int.; Use w/V-1903 & V-1826; 2.1305" OD, 1.8750" ID, 0.2480" Depth	
8		Seat	67	245-2000-1 Std Only	Loc. Int.; Use w/V-1743; 2.0055" OD, 1.7500" ID, 0.2160" Depth	
8		Seat	67	245-2125-2 Std Only	Loc. Int.; Use w/V-1826; 2.1305" OD, 1.8750" ID, 0.2480" Depth	
		32	Keeper	69-67	VK-115A Std Only	1 groove; Square cut key groove; Carton pack 24
	32	Keeper	69-67	VK-115 Std Only	1 groove; Square cut key groove; Carton pack 32	
	32	Keeper	69-67	VK-115R Std Only	1 groove; Square cut key groove; Hardened	
	32	Keeper, Bulk	69-67	VK-115B Std Only	1 groove; Square cut key groove; Carton of 1000	
	16	Spring Insert	69-67	259-305A Std Only	.060"; Carton of 100	
	16	Spring Insert	69-67	259-305B Std Only	VINTAGE; .030"; Carton of 100	
BLOCK	8	Cast Piston	69-67	411NP Std-20-30-40-60	VINTAGE; Cast; .9804" Pin Dia.; 2 Rings 5/64 Groove, 1 Ring 3/16 Groove, 1.700 CD, Flat Head w/4 valve reliefs - 7.6:1 C.R.	
	8	Cast Piston - Individual	69-67	W411NP Std-20-30-40-60	VINTAGE; Cast; .9804" Pin Dia.; 2 Rings 5/64 Groove, 1 Ring 3/16 Groove, 1.700 CD, Flat Head w/4 valve reliefs - 7.6:1 C.R.	
	8	POWERFORGED	69-68	L-2262F Std-20-30-40-60	10.75:1 C.R.; Powerforged; Pin wt. = 250 gr.; 0.9802" Pin Dia.; 2 Rings 5/64 Groove, 1 Ring 3/16 Groove, 1.714 CD, Flat, 4 reliefs; DUROSHIELD® skirt coated piston	
	8	POWERFORGED Piston-Individual	69-68	WL-2262F Std-20-30-40-60	10.75:1 C.R.; Powerforged; Pin wt. = 250 gr.; 0.9802" Pin Dia.; 2 Rings 5/64 Groove, 1 Ring 3/16 Groove, 1.714 CD, Flat, 4 reliefs; DUROSHIELD® skirt coated piston	
	1	Premium Set	69-67	E-299K Std-20-30-40-60	VINTAGE; 2-5/64, 1-3/16; Premium Moly	
	1	Standard Set	69-67	E-299X Std-20-30-40-60	VINTAGE; 2-5/64, 1-3/16; Iron	
	1	Main Set	69-67	113M Std-10-20	Performance; 3/4 grooved	
	1	Main Set	69-67	4040M Std-1-10-20-30	VINTAGE; Grooved upper main brgs.	
	1	Rod Set	69-67	8-7050CH Std-10-20	Performance	
	1	Rod Set	69-67	8-1555CPA Std-10-20-30-40	VINTAGE	
8	Rod Pair	69-67	1555CPA Std-10-20-30-40	VINTAGE		
1	Cam Set	69-67	1220M Std Only			
	1	Oil Pump	69-67	224-43364S	High Pressure; 3/4" inlet tube; Incl. screen	
	1	Inter. Shaft	69-67	224-61236		

(continued on next page)

GM Car (Incl. Buick, Cad., Chev., Olds., Pontiac)

571 400 6.6L (6555cc) OHV V8 (16 Valve) (Pontiac), 4.121" Bore (GMC Eng.), 2 Bbl. 1969-1967
(cont.)

BLOCK	QTY	GASKETS	YEARS	PART NO.	DESCRIPTION	BLOCK
	1	Kit Gasket Set	69-68	260-1025	VINTAGE	
	1	Kit Gasket Set	67	260-1025	VINTAGE; Push rod cover gskt. not incl.	
BLOCK	QTY	FREEZE PLUGS	YEARS	PART NO.	DESCRIPTION	BLOCK
	1	Brass Block Plug Kit	69-67	381-8021	VINTAGE	
	1	Steel Block Plug Kit	69-67	381-4028		
	1	Brass Deep Cup Freeze Plug	69-67	381-9010	0.938" Diameter	
	1	Brass Deep Cup Freeze Plug	69-67	381-9026	1.953" Diameter	
	1	Steel Deep Cup Freeze Plug	69-67	381-3039	0.938" Diameter	
	1	Steel Deep Cup Freeze Plug	69-67	381-3042	1.953" Diameter	
	1	Steel Deep Cup Freeze Plug	69-67	381-3112	2.063" Diameter	

572 400 6.6L (6555cc) OHV V8 (16 Valve) (Pontiac), 4.121" Bore (GMC Eng.), 4 Bbl. 1969-1967

VALVE TRAIN	QTY	TIMING	YEARS	PART NO.	DESCRIPTION	VALVE TRAIN
	1	3 Piece Set	69-67	KT3-350S	VINTAGE; 223-305, 223-371 not sold separately; (1) 222-350; (1) 223-305; (1) 223-371	
VALVE TRAIN	QTY	CAMSHAFT/LIFTER	YEARS	PART NO.	DESCRIPTION	VALVE TRAIN
	1	Camshaft	69	CS-641	VINTAGE; w/A/T; Hydraulic, (050) Duration at .050 Lobe Lift, 208 Exh., 198 Int., 111 Degrees Lobe Separation	
	1	Camshaft	68	CS-641	Pontiac Grand Prix Base; VINTAGE; Hi-Torque Eng.; Hydraulic, (050) Duration at .050 Lobe Lift, 208 Exh., 198 Int., 111 Degrees Lobe Separation	
	1	Camshaft	67	CS-641	VINTAGE; Hi-Torque Eng.; Hydraulic, (050) Duration at .050 Lobe Lift, 208 Exh., 198 Int., 111 Degrees Lobe Separation	
	1	Prelube		55-403 Std Only	1.5 oz. packet	
	1	Prelube		55-400 Std Only	4 oz. bottle; 1.5 oz. packet No. 55-403 also avail.	
	16	Lifter		HT-951 Std Only	Hyd.	
	16	Lifter	69-67	HT-951R Std Only	w/Ram Air; Speed-Pro Hi-Revolution Hyd.	
	16	Lifter, Bulk	69-67	HT-951B Std Only	Hyd.; Carton of 128	
	16	Lifter, Bulk	69-67	HT-951RB Std Only	w/Ram Air; Speed-Pro Hi-Revolution Hyd.; Carton of 128	
VALVE TRAIN	QTY	PUSH ROD	YEARS	PART NO.	DESCRIPTION	VALVE TRAIN
	16	Push Rod	69-68	RP-3229R Std Only	Chrome-Moly; 9.1300" O.A.L.	
	16	Push Rod	69-68	RP-3028 Std Only	VINTAGE; 9.1360" O.A.L.	
	16	Push Rod	67	RP-3028 Std Only	VINTAGE; w/push rod guide plates; 9.1360" O.A.L.	
	16	Push Rod	67	RP-3164 Std-35-60	w/o push rod guide plates; 8.6930" O.A.L.	
	16	Push Rod	67	RP-3213R Std Only	w/o push rod guide plates; Chrome-Moly; 8.6900" O.A.L.	
	16	Push Rod	67	RP-3229R Std Only	w/push rod guide plates; Chrome-Moly; 9.1300" O.A.L.	
	16	Push Rod, Bulk	69-68	BRP-3028 Std Only	VINTAGE; Carton of 100; 9.1360" O.A.L.	
	16	Push Rod, Bulk	67	BRP-3028 Std Only	VINTAGE; w/push rod guide plates; Carton of 100; 9.1360" O.A.L.	
VALVE TRAIN	QTY	ROCKER PARTS	YEARS	PART NO.	DESCRIPTION	VALVE TRAIN
	16	Arm Assy.	69-68	R-1032 Std Only	Incl. arm, ball & nut	
	16	Arm Assy.	67	R-848 Std Only	VINTAGE; w/o push rod guide plates; Incl. arm & ball	
	16	Arm Assy.	67	R-1032 Std Only	w/push rod guide plates; Incl. arm, ball & nut	
	16	Arm Assy., Bulk	69-68	R-1032B Std Only	Incl. arm, ball & nut; Carton of 64	
	16	Arm Assy., Bulk	67	R-1032B Std Only	w/push rod guide plates; Incl. arm, ball & nut; Carton of 64	
	16	Arm	69-68	R-849A Std Only		
	16	Arm	67	R-848A Std Only	w/o push rod guide plates	
	16	Arm	67	R-849A Std Only	w/push rod guide plates	
	16	Nut	69-68	MR-1934 Std Only	3/8" x 24 UNF	
	16	Nut	67	MR-1934 Std Only	w/push rod guide plates; 3/8" x 24 UNF	
VALVE TRAIN	QTY	VALVE	YEARS	PART NO.	DESCRIPTION	VALVE TRAIN
	8	Exhaust	69-68	V-3923 Std Only	VINTAGE; Chrome plated stem; 1.7720" Head Dia., 0.3409" Stem Dia., 5.0910" O.A.L.	
	8	Exhaust	67	V-1946 Std Only	Chrome plated stem; 1.7756" Head Dia., 0.3409" Stem Dia., 5.0512" O.A.L.	
	8	Intake	69-68	V-1826 Std Only	VINTAGE; Chrome plated stem; 2.1100" Head Dia., 0.3415" Stem Dia., 5.0980" O.A.L.	
VALVE TRAIN	QTY	VALVE GUIDE	YEARS	PART NO.	DESCRIPTION	VALVE TRAIN
	16	Guide	69-67	VG-5002 Std Only	0.3420" ID, 3.0600" O.A.L	
	16	Guide	69-67	VG-5002T Std Only	Threaded; 0.3430" ID, 3.0630" O.A.L	
	16	Guide, Bulk	69-67	VG-5002B Std Only	Carton of 50; 0.3420" ID, 3.0600" O.A.L	
	16	Guide, Bulk	69-67	VG-5002TB Std Only	Threaded; Carton of 50; 0.3430" ID, 3.0630" O.A.L	
VALVE TRAIN	QTY	VALVE SPRING	YEARS	PART NO.	DESCRIPTION	VALVE TRAIN
	16	Spring	69	VS-1580 Std Only	Ram Air IV; Inner and outer assy.; 1.9800" Free Height	
	16	Spring	69	VS-651 Std Only	VINTAGE; Loc. Inner; 1.7600" Free Height	
	16	Spring	69-67	VS-665 Std Only	VINTAGE; Loc. Outer; 1.9400" Free Height	
	16	Spring	68-67	VS-1580 Std Only	Ram Air; Inner and outer assy.; 1.9800" Free Height	
	16	Spring	67	VS-1433 Std Only	VINTAGE; Loc. Inner; 1.9350" Free Height	

(continued on next page)

GM Car (Incl. Buick, Cad., Chev., Olds., Pontiac)

400 6.6L (6555cc) OHV V8 (16 Valve) (Pontiac), 4.121" Bore (GMC Eng.), 4 Bbl. 1969-1967 572
(cont.)

QTY	VALVE SEAL	YEARS	PART NO.	DESCRIPTION
16	Valve Stem Seal	69-67	MV-1233C Std Only	O-Ring; (RBB) Rubber
16	Valve Stem Seal	69-67	ST-2092 Std Only	Positive type, Metal Clad; (RBB) Rubber
16	Valve Stem Seal	69-67	ST-2003 Std Only	Positive type; Installation requires valve guide machining; (RBB) Rubber
16	Valve Stem Seal Bulk	69-67	MV-1233 Std Only	O-Ring; Carton of 100; (RBB) Rubber
16	Valve Stem Seal Bulk	69-67	ST-2003BC Std Only	Positive type; Installation requires valve guide machining; Carton of 100; (RBB) Rubber
VALVE TRAIN				
QTY	VALVE SEAT	YEARS	PART NO.	DESCRIPTION
8	Seat	69-67	245-1750-2 Std Only	Loc. Exh.; Use w/V-1823, V-1832, V-1963 & V-1813; 1.7550" OD, 1.5000" ID, 0.2160" Depth
8	Seat	69-67	245-1750-2N Std Only	Loc. Exh.; Use w/V-1823, V-1832, V-1963 & V-1813; Premium Material; 1.7550" OD, 1.5000" ID, 0.2160" Depth
8	Seat	69-67	245-1812-1 Std Only	Loc. Exh.; Use w/V-1946, V-3923 & V-1902; 1.8175" OD, 1.5625" ID, 0.2480" Depth
8	Seat	69-67	245-1812-1N Std Only	Loc. Exh.; Use w/V-1946, V-3923 & V-1902; Premium Material; 1.8175" OD, 1.5625" ID, 0.2480" Depth
8	Seat	69-68	245-2125-1 Std Only	Loc. Int.; Use w/V-1824 & V-1964; 2.1305" OD, 1.8125" ID, 0.2480" Depth
8	Seat	69-68	245-2125-2 Std Only	Loc. Int.; Use w/V-1903 & V-1826; 2.1305" OD, 1.8750" ID, 0.2480" Depth
8	Seat	67	245-2000-1 Std Only	Loc. Int.; Use w/V-1743; 2.0055" OD, 1.7500" ID, 0.2160" Depth
8	Seat	67	245-2125-2 Std Only	Loc. Int.; Use w/V-1826; 2.1305" OD, 1.8750" ID, 0.2480" Depth
VALVE, MISC				
QTY	VALVE, MISC	YEARS	PART NO.	DESCRIPTION
32	Keeper	69-67	VK-115A Std Only	1 groove; Square cut key groove; Carton pack 24
32	Keeper	69-67	VK-115 Std Only	1 groove; Square cut key groove; Carton pack 32
32	Keeper	69-67	VK-115R Std Only	1 groove; Square cut key groove; Hardened
32	Keeper, Bulk	69-67	VK-115B Std Only	1 groove; Square cut key groove; Carton of 1000
16	Spring Insert	69-67	259-305A Std Only	.060"; Carton of 100
16	Spring Insert	69-67	259-305B Std Only	VINTAGE; .030"; Carton of 100
PISTON				
QTY	PISTON	YEARS	PART NO.	DESCRIPTION
8	Cast Piston	69-67	411NP Std-20-30-40-60	VINTAGE; Cast; .9804" Pin Dia.; 2 Rings 5/64 Groove, 1 Ring 3/16 Groove, 1.700 CD, Flat Head w/4 valve reliefs - 7.6:1 C.R.
8	Cast Piston - Individual	69-67	W411NP Std-20-30-40-60	VINTAGE; Cast; .9804" Pin Dia.; 2 Rings 5/64 Groove, 1 Ring 3/16 Groove, 1.700 CD, Flat Head w/4 valve reliefs - 7.6:1 C.R.
8	POWERFORGED	69-68	L-2262F Std-20-30-40-60	10.75:1 C.R.; Powerforged; Pin wt. = 250 gr.; 0.9802" Pin Dia.; 2 Rings 5/64 Groove, 1 Ring 3/16 Groove, 1.714 CD, Flat, 4 reliefs; DUROSHIELD® skirt coated piston
8	POWERFORGED	67	L-2262F Std-20-30-40-60	Exc. Pontiac Ventura Base; Powerforged; Pin wt. = 250 gr.; 0.9802" Pin Dia.; 2 Rings 5/64 Groove, 1 Ring 3/16 Groove, 1.714 CD, Flat, 4 reliefs; DUROSHIELD® skirt coated piston
8	POWERFORGED Piston-Individual	69-68	WL-2262F Std-20-30-40-60	10.75:1 C.R.; Powerforged; Pin wt. = 250 gr.; 0.9802" Pin Dia.; 2 Rings 5/64 Groove, 1 Ring 3/16 Groove, 1.714 CD, Flat, 4 reliefs; DUROSHIELD® skirt coated piston
8	POWERFORGED Piston-Individual	67	WL-2262F Std-20-30-40-60	Exc. Pontiac Ventura Base; Powerforged; Pin wt. = 250 gr.; 0.9802" Pin Dia.; 2 Rings 5/64 Groove, 1 Ring 3/16 Groove, 1.714 CD, Flat, 4 reliefs; DUROSHIELD® skirt coated piston
RINGS				
QTY	RINGS	YEARS	PART NO.	DESCRIPTION
1	Premium Set	69-67	E-299K Std-20-30-40-60	VINTAGE; 2-5/64, 1-3/16; Premium Moly
1	Standard Set	69-67	E-299X Std-30-40-60	VINTAGE; 2-5/64, 1-3/16; Iron
ENGINE BEARINGS				
QTY	ENGINE BEARINGS	YEARS	PART NO.	DESCRIPTION
1	Main Set	69-67	113M Std-10-20	Performance; 3/4 grooved
1	Main Set	69-67	4040M Std-1-10-20-30	VINTAGE; Grooved upper main brgs.
1	Rod Set	69-67	8-7050CH Std-10-20	Performance
1	Rod Set	69-67	8-1555CPA Std-10-20-30-40	VINTAGE
8	Rod Pair	69-67	1555CPA Std-10-20-30-40	VINTAGE
1	Cam Set	69-67	1220M Std Only	
OIL PUMP				
QTY	OIL PUMP	YEARS	PART NO.	DESCRIPTION
1	Oil Pump	69-67	224-43364S	High Pressure; 3/4" inlet tube; Incl. screen
1	Inter. Shaft	69-67	224-61236	
GASKETS				
QTY	GASKETS	YEARS	PART NO.	DESCRIPTION
1	Kit Gasket Set	69-68	260-1025	VINTAGE; Exc. Ram Air
1	Kit Gasket Set	67	260-1025	VINTAGE; Push rod cover gskt. not incl.
FREEZE PLUGS				
QTY	FREEZE PLUGS	YEARS	PART NO.	DESCRIPTION
1	Brass Block Plug Kit	69-67	381-8021	VINTAGE

(continued on next page)

GM Car (Incl. Buick, Cad., Chev., Olds., Pontiac)

572 400 6.6L (6555cc) OHV V8 (16 Valve) (Pontiac), 4.121" Bore (GMC Eng.), 4 Bbl. 1969-1967 (cont.)

QTY	FREEZE PLUGS (cont.)	YEARS	PART NO.	DESCRIPTION
1	Steel Block Plug Kit	69-67	381-4028	
1	Brass Deep Cup Freeze Plug	69-67	381-9010	0.938" Diameter
1	Brass Deep Cup Freeze Plug	69-67	381-9026	1.953" Diameter
1	Steel Deep Cup Freeze Plug	69-67	381-3039	0.938" Diameter
1	Steel Deep Cup Freeze Plug	69-67	381-3042	1.953" Diameter
1	Steel Deep Cup Freeze Plug	69-67	381-3112	2.063" Diameter

573 400 6.6L (6555cc) OHV V8 (16 Valve) (Buick), 4.1875" Bore (GMC Eng.), 4 Bbl. "Eng. Code LR" 1965

QTY	TIMING	YEARS	PART NO.	DESCRIPTION
1	Timing Chain	65	222-491	52 Links
1	Crank Sprocket	65	223-276	VINTAGE; 19 Teeth
QTY	CAMSHAFT/LIFTER	YEARS	PART NO.	DESCRIPTION
16	Lifter	65	HT-896 Std Only	VINTAGE; Hyd.
16	Lifter, Bulk	65	HT-896B Std Only	VINTAGE; Hyd.; Carton of 126
QTY	PUSH ROD	YEARS	PART NO.	DESCRIPTION
16	Push Rod	65	RP-3173 Std Only	VINTAGE; 8.7230" O.A.L.
QTY	VALVE	YEARS	PART NO.	DESCRIPTION
8	Exhaust	65	V-1654 Std Only	VINTAGE; 1.5000" Head Dia., 0.3715" Stem Dia., 4.7880" O.A.L.
8	Intake	65	V-1415 Std Only	VINTAGE; 1.8740" Head Dia., 0.3726" Stem Dia., 4.7953" O.A.L.
QTY	VALVE GUIDE	YEARS	PART NO.	DESCRIPTION
8	Guide	65	VG-628 Std Only	VINTAGE; Loc. Exhaust; 0.3745" ID, 2.7500" O.A.L
8	Guide	65	VG-628 Std Only	VINTAGE; Loc. Intake; 0.3745" ID, 2.7500" O.A.L
QTY	VALVE SPRING	YEARS	PART NO.	DESCRIPTION
16	Spring	65	VS-527 Std Only	VINTAGE; Loc. Inner; 2.0100" Free Height
16	Spring	65	VS-612 Std Only	VINTAGE; Loc. Outer; 2.0700" Free Height
QTY	VALVE SEAL	YEARS	PART NO.	DESCRIPTION
16	Valve Stem Seal	65	ST-2014 Std Only	Positive type; Installation requires valve guide machining; (TFL) PTFE
16	Valve Stem Seal Bulk	65	ST-2014BC Std Only	Positive type; Installation requires valve guide machining; Carton of 100; (TFL) PTFE
QTY	VALVE SEAT	YEARS	PART NO.	DESCRIPTION
8	Seat	65	245-1625-1 Std Only	Loc. Exh.; 1.6300" OD, 1.3750" ID, 0.2160" Depth
8	Seat	65	245-1625-1N Std Only	Loc. Exh.; Premium Material; 1.6300" OD, 1.3750" ID, 0.2160" Depth
QTY	VALVE, MISC	YEARS	PART NO.	DESCRIPTION
32	Keeper	65	VK-97 Std Only	VINTAGE; 1 groove; Square cut key groove
16	Spring Insert	65	259-100A Std Only	.060"; Carton of 100
16	Spring Insert	65	259-100B Std Only	VINTAGE; .030"; Carton of 100
QTY	RINGS	YEARS	PART NO.	DESCRIPTION
1	Standard Set	65	E-287X Std-30-40	VINTAGE; 2-5/64, 1-3/16; Iron
QTY	OIL PUMP	YEARS	PART NO.	DESCRIPTION
1	Pump Repair Kit	65	224-518TP	Thrust plate kit; Provides new wear surface for scored or worn housing cover; Contains necessary screws, gskts. and instructions
1	Pump Repair Kit	65	224-519	VINTAGE

574 400 6.6L (6555cc) OHV V8 (16 Valve) (Buick), 4.1875" Bore (GMC Eng.), 4 Bbl. "Eng. Code MR" 1966

QTY	TIMING	YEARS	PART NO.	DESCRIPTION
1	Timing Chain	66	222-491	52 Links
1	Crank Sprocket	66	223-276	VINTAGE; 19 Teeth
QTY	CAMSHAFT/LIFTER	YEARS	PART NO.	DESCRIPTION
16	Lifter	66	HT-896 Std Only	VINTAGE; Hyd.
16	Lifter, Bulk	66	HT-896B Std Only	VINTAGE; Hyd.; Carton of 126
QTY	PUSH ROD	YEARS	PART NO.	DESCRIPTION
16	Push Rod	66	RP-3173 Std Only	VINTAGE; 8.7230" O.A.L.
QTY	VALVE	YEARS	PART NO.	DESCRIPTION
8	Exhaust	66	V-1654 Std Only	VINTAGE; 1.5000" Head Dia., 0.3715" Stem Dia., 4.7880" O.A.L.
8	Intake	66	V-1415 Std Only	VINTAGE; 1.8740" Head Dia., 0.3726" Stem Dia., 4.7953" O.A.L.
QTY	VALVE GUIDE	YEARS	PART NO.	DESCRIPTION
8	Guide	66	VG-628 Std Only	VINTAGE; Loc. Exh.; 0.3745" ID, 2.7500" O.A.L

(continued on next page)

GM Car (Incl. Buick, Cad., Chev., Olds., Pontiac)

400 6.6L (6555cc) OHV V8 (16 Valve) (Buick), 4.1875" Bore (GMC Eng.), 4 Bbl. "Eng. Code MR" 1966 574
(cont.)

VALVE TRAIN	QTY	VALVE SPRING	YEARS	PART NO.	DESCRIPTION	VALVE TRAIN
	16	Spring	66	VS-527 Std Only	VINTAGE; Loc. Inner; 2.0100" Free Height	
	16	Spring	66	VS-612 Std Only	VINTAGE; Loc. Outer; 2.0700" Free Height	
VALVE TRAIN	QTY	VALVE SEAL	YEARS	PART NO.	DESCRIPTION	VALVE TRAIN
	16	Valve Stem Seal	66	ST-2014 Std Only	Positive type; Installation requires valve guide machining; (TFL) PTFE	
	16	Valve Stem Seal Bulk	66	ST-2014BC Std Only	Positive type; Installation requires valve guide machining; Carton of 100; (TFL) PTFE	
VALVE TRAIN	QTY	VALVE SEAT	YEARS	PART NO.	DESCRIPTION	VALVE TRAIN
	8	Seat	66	245-1625-1 Std Only	Loc. Exh.; 1.6300" OD, 1.3750" ID, 0.2160" Depth	
	8	Seat	66	245-1625-1N Std Only	Loc. Exh.; Premium Material; 1.6300" OD, 1.3750" ID, 0.2160" Depth	
VALVE TRAIN	QTY	VALVE, MISC	YEARS	PART NO.	DESCRIPTION	VALVE TRAIN
	32	Keeper	66	VK-97 Std Only	VINTAGE; 1 groove; Square cut key groove	
	16	Spring Insert	66	259-100A Std Only	.060"; Carton of 100	
	16	Spring Insert	66	259-100B Std Only	VINTAGE; .030"; Carton of 100	
BLOCK	QTY	RINGS	YEARS	PART NO.	DESCRIPTION	BLOCK
	1	Standard Set	66	E-287X Std-30-40	VINTAGE; 2-5/64, 1-3/16; Iron	
BLOCK	QTY	ENGINE BEARINGS	YEARS	PART NO.	DESCRIPTION	BLOCK
	1	Main Set	66	4265M Std-10	VINTAGE	
	1	Rod Set	66	8-3320CP Std-10-20-30	VINTAGE	
	8	Rod Pair	66	3320CP Std-10-20-30	VINTAGE	
	1	Cam Set	66	1269M Std Only	VINTAGE	
BLOCK	QTY	OIL PUMP	YEARS	PART NO.	DESCRIPTION	BLOCK
	1	Pump Repair Kit	66	224-518TP	Thrust plate kit; Provides new wear surface for scored or worn housing cover; Contains necessary screws, gsks. and instructions	
	1	Pump Repair Kit	66	224-519	VINTAGE	

400 6.6L (6555cc) OHV V8 (16 Valve) (Oldsmobile), 3.87" Bore (GMC Eng.), 2 Bbl. "Eng. Code QL" 1968 575

VALVE TRAIN	QTY	TIMING	YEARS	PART NO.	DESCRIPTION	VALVE TRAIN
	1	3 Piece Set	68	KT3-494SA5	VINTAGE; (1) 222-494; (1) 223-360; (1) 223-361	
	1	Timing Chain	68	222-494	48 Links	
VALVE TRAIN	QTY	CAMSHAFT/LIFTER	YEARS	PART NO.	DESCRIPTION	VALVE TRAIN
	1	Camshaft	68	CS-651	Hydraulic, (050) Duration at .050 Lobe Lift, 207 Exh., 194 Int., 109 Degrees Lobe Separation	
	1	Prelube		55-403 Std Only	1.5 oz. packet	
	1	Prelube		55-400 Std Only	4 oz. bottle; 1.5 oz. packet No. 55-403 also avail.	
	16	Lifter	68	HT-951 Std Only	Hyd.	
	16	Lifter, Bulk	68	HT-951B Std Only	Hyd.; Carton of 128	
VALVE TRAIN	QTY	PUSH ROD	YEARS	PART NO.	DESCRIPTION	VALVE TRAIN
	16	Push Rod	68	RP-3228R Std Only	Chrome-Moly; 9.5500" O.A.L.	
	16	Push Rod	68	RP-3197 Std Only	VINTAGE; 9.5460" O.A.L.	
	16	Push Rod, Bulk	68	BRP-3197 Std Only	VINTAGE; Carton of 100; 9.5460" O.A.L.	
VALVE TRAIN	QTY	ROCKER PARTS	YEARS	PART NO.	DESCRIPTION	VALVE TRAIN
	8	Arm Assy.	68	R-856 Std Only	VINTAGE; Incl. 2-arms & 1-pivot assy.	
	8	Arm Assy., Bulk	68	R-856B Std Only	VINTAGE; Incl. 2-arms & 1-pivot assy.; Carton of 64	
	8	Arm	68	R-856A Std Only	VINTAGE	
	8	Bridge	68	MR-1840 Std Only	VINTAGE	
	8	Pivot	68	MR-1903 Std Only	VINTAGE	
VALVE TRAIN	QTY	VALVE	YEARS	PART NO.	DESCRIPTION	VALVE TRAIN
	8	Exhaust	68	V-1772 Std Only	Chrome plated stem; 1.6240" Head Dia., 0.3422" Stem Dia., 4.6950" O.A.L.	
	8	Intake	68	V-1775 Std Only	VINTAGE; 1.9920" Head Dia., 0.3430" Stem Dia., 4.7090" O.A.L.	
VALVE TRAIN	QTY	VALVE SPRING	YEARS	PART NO.	DESCRIPTION	VALVE TRAIN
	16	Spring	68	VS-1618R Std Only	Incl. damper; 1.9940" Free Height	
VALVE TRAIN	QTY	VALVE SEAL	YEARS	PART NO.	DESCRIPTION	VALVE TRAIN
	16	Valve Stem Seal	68	ST-2001 Std Only	Positive type; Installation requires valve guide machining; (RBBTF) Rubber/PTFE	
	16	Valve Stem Seal	68	MV-1819C Std Only	Umbrella type; (NYL) Nylon	
	16	Valve Stem Seal Bulk	68	ST-2001BC Std Only	Positive type; Installation requires valve guide machining; Carton of 100; (RBBTF) Rubber/PTFE	
	16	Valve Stem Seal Bulk	68	MV-1819 Std Only	Umbrella type; Carton of 50; (NYL) Nylon	
VALVE TRAIN	QTY	VALVE SEAT	YEARS	PART NO.	DESCRIPTION	VALVE TRAIN
	8	Seat	68	245-1750-2 Std Only	Loc. Exh.; 1.7550" OD, 1.5000" ID, 0.2160" Depth	
	8	Seat	68	245-1750-2N Std Only	Loc. Exh.; Premium Material; 1.7550" OD, 1.5000" ID, 0.2160" Depth	

(continued on next page)

GM Car (Incl. Buick, Cad., Chev., Olds., Pontiac)

575 400 6.6L (6555cc) OHV V8 (16 Valve) (Oldsmobile), 3.87" Bore (GMC Eng.), 2 Bbl. "Eng. Code QL" 1968
(cont.)

QTY	VALVE SEAT (cont.)	YEARS	PART NO.	DESCRIPTION
8	Seat	68	245-2125-2 Std Only	Loc. Int.; 2.1305" OD, 1.8750" ID, 0.2480" Depth
32	Keeper	68	VK-115A Std Only	1 groove; Square cut key groove; Carton pack 24
32	Keeper	68	VK-115 Std Only	1 groove; Square cut key groove; Carton pack 32
32	Keeper	68	VK-115R Std Only	1 groove; Square cut key groove; Hardened
32	Keeper, Bulk	68	VK-115B Std Only	1 groove; Square cut key groove; Carton of 1000
16	Spring Insert	68	259-203C Std Only	.015"; Carton of 100
16	Spring Insert	68	259-203B Std Only	.030"; Carton of 100
16	Spring Insert	68	259-203BRS Std Only	.030"; Carton of 500
16	Spring Insert	68	259-203A Std Only	.060"; Carton of 100
16	Spring Insert	68	259-203ARS Std Only	.060"; Carton of 500
ENGINE BEARINGS				
1	Main Set	68	4294M Std-10-20-30	VINTAGE; Babbitt material; Full round design
1	Rod Set	68	8-3345P Std-10-20-30-40	
8	Rod Pair	68	3345P Std-1-10-20-30-40	
1	Cam Set	68	1234M Std Only	
1	Oil Pump	68	224-41203	
OIL PUMP				
1	Oil Pump	68	224-41203	High Volume, check pan for clearance; Use w/224-11203V screen
1	Oil Pump	68	224-41203V	
1	Inter. Shaft	68	224-61203	
1	Screen Assy.	68	224-11203	
1	Screen Assy.	68	224-11203V	Bolt-on 3/4" tube; Use w/224-41203V pump
GASKETS				
1	Kit Gasket Set	68	260-1008	VINTAGE; Int. manifold gskt. not incl.; Premium valve stem seals incl.
1	Valley Pan Gasket Set	68	260-4021	VINTAGE
FREEZE PLUGS				
1	Brass Block Plug Kit	68	381-8020	1.500" Diameter, 0.375" Height
1	Steel Block Plug Kit	68	381-4020	
1	Brass Deep Cup Freeze Plug	68	381-9002	
1	Steel Deep Cup Freeze Plug	68	381-3077	
1	Steel Deep Cup Freeze Plug	68	381-3133	
1	Steel Deep Cup Freeze Plug	68	381-3054	
1	Steel Deep Cup Freeze Plug	68	381-3131	
1	Steel Deep Cup Freeze Plug	68	381-3131	

576 400 6.6L (6555cc) OHV V8 (16 Valve) (Oldsmobile), 3.87" Bore (GMC Eng.), 4 Bbl. "Eng. Code QR" 1969-1968

QTY	TIMING	YEARS	PART NO.	DESCRIPTION
1	3 Piece Set	69-68	KT3-494SA5	VINTAGE; (1) 222-494; (1) 223-360; (1) 223-361 48 Links
1	Timing Chain	69-68	222-494	
CAMSHAFT/LIFTER				
1	Camshaft	69-68	CS-651	Hydraulic, (050) Duration at .050 Lobe Lift, 207 Exh., 194 Int., 109 Degrees Lobe Separation
1	Prelube		55-403 Std Only	1.5 oz. packet
1	Prelube		55-400 Std Only	4 oz. bottle; 1.5 oz. packet No. 55-403 also avail.
16	Lifter	69-68	HT-951 Std Only	Hyd.
16	Lifter, Bulk	69-68	HT-951B Std Only	Hyd.; Carton of 128
PUSH ROD				
16	Push Rod	69-68	RP-3228R Std Only	Chrome-Moly; 9.5500" O.A.L.
16	Push Rod	69-68	RP-3197 Std Only	VINTAGE; 9.5460" O.A.L.
16	Push Rod, Bulk	69-68	BRP-3197 Std Only	VINTAGE; Carton of 100; 9.5460" O.A.L.
ROCKER PARTS				
8	Arm Assy.	69-68	R-856 Std Only	VINTAGE; Incl. 2-arms & 1-pivot assy. VINTAGE; Incl. 2-arms & 1-pivot assy.; Carton of 64 VINTAGE
8	Arm Assy., Bulk	69-68	R-856B Std Only	
8	Arm	69-68	R-856A Std Only	
8	Bridge	69-68	MR-1840 Std Only	
8	Pivot	69-68	MR-1903 Std Only	
VALVE				
8	Exhaust	69-68	V-1772 Std Only	Chrome plated stem; 1.6240" Head Dia., 0.3422" Stem Dia., 4.6950" O.A.L. 2.0630" Head Dia., 0.3427" Stem Dia., 4.7170" O.A.L.
8	Intake	69-68	V-1776 Std Only	
VALVE SPRING				
16	Spring	69-68	VS-1618R Std Only	Incl. damper; 1.9940" Free Height
VALVE SEAL				
16	Valve Stem Seal	69-68	ST-2001 Std Only	Positive type; Installation requires valve guide machining; (RBBTF) Rubber/PTFE
16	Valve Stem Seal	69-68	MV-1819C Std Only	Umbrella type; (NYL) Nylon

(continued on next page)

GM Car (Incl. Buick, Cad., Chev., Olds., Pontiac)

400 6.6L (6555cc) OHV V8 (16 Valve) (Oldsmobile), 3.87" Bore (GMC Eng.), 4 Bbl. "Eng. Code QR" 1969-1968 576 (cont.)

VALVE TRAIN	QTY	VALVE SEAL (cont.)	YEARS	PART NO.	DESCRIPTION	VALVE TRAIN
	16	Valve Stem Seal Bulk	69-68	ST-2001BC Std Only	Positive type; Installation requires valve guide machining; Carton of 100; (RBBTF) Rubber/PTFE	
	16	Valve Stem Seal Bulk	69-68	MV-1819 Std Only	Umbrella type; Carton of 50; (NYL) Nylon	
	QTY	VALVE SEAT	YEARS	PART NO.	DESCRIPTION	
	8	Seat	69-68	245-1750-2 Std Only	Loc. Exh.; 1.7550" OD, 1.5000" ID, 0.2160" Depth	
	8	Seat	69-68	245-1750-2N Std Only	Loc. Exh.; Premium Material; 1.7550" OD, 1.5000" ID, 0.2160" Depth	
	8	Seat	69-68	245-2250-1 Std Only	Loc. Int.; Machine ID to fit; 2.2555" OD, 1.9375" ID, 0.1855" Depth	
	QTY	VALVE, MISC	YEARS	PART NO.	DESCRIPTION	
	32	Keeper	69-68	VK-115A Std Only	1 groove; Square cut key groove; Carton pack 24	
	32	Keeper	69-68	VK-115 Std Only	1 groove; Square cut key groove; Carton pack 32	
	32	Keeper	69-68	VK-115R Std Only	1 groove; Square cut key groove; Hardened	
	32	Keeper, Bulk	69-68	VK-115B Std Only	1 groove; Square cut key groove; Carton of 1000	
	16	Spring Insert	69-68	259-203C Std Only	.015"; Carton of 100	
	16	Spring Insert	69-68	259-203B Std Only	.030"; Carton of 100	
	16	Spring Insert	69-68	259-203BRS Std Only	.030"; Carton of 500	
	16	Spring Insert	69-68	259-203A Std Only	.060"; Carton of 100	
	16	Spring Insert	69-68	259-203ARS Std Only	.060"; Carton of 500	
	QTY	ENGINE BEARINGS	YEARS	PART NO.	DESCRIPTION	
	1	Main Set	69-68	4294M Std-10-20-30		
	1	Rod Set	69-68	8-3345P Std-10-20-30-40		
	8	Rod Pair	69-68	3345P Std-1-10-20-30-40		
	1	Cam Set	69-68	1234M Std Only	VINTAGE; Babbitt material; Full round design	
	QTY	OIL PUMP	YEARS	PART NO.	DESCRIPTION	
	1	Oil Pump	69-68	224-41203		
	1	Oil Pump	69-68	224-41203V	High Volume, check pan for clearance; Use w/224-11203V screen	
	1	Inter. Shaft	69-68	224-61203		
	1	Screen Assy.	69-68	224-11203	5/8" inlet tube	
	1	Screen Assy.	69-68	224-11203V	Bolt-on 3/4" tube; Use w/224-41203V pump	
	QTY	GASKETS	YEARS	PART NO.	DESCRIPTION	
	1	Kit Gasket Set	69-68	260-1008	VINTAGE; Int. manifold gskt. not incl.; Premium valve stem seals incl.	
	1	Valley Pan Gasket Set	69-68	260-4021	VINTAGE	
	QTY	FREEZE PLUGS	YEARS	PART NO.	DESCRIPTION	
	1	Brass Block Plug Kit	69-68	381-8020		
	1	Steel Block Plug Kit	69-68	381-4020		
	1	Brass Deep Cup Freeze Plug	69-68	381-9002	1.500" Diameter, 0.375" Height	
	1	Steel Deep Cup Freeze Plug	69-68	381-3077	0.906" Diameter	
	1	Steel Deep Cup Freeze Plug	69-68	381-3133	1.500" Diameter, 0.375" Height	
	1	Steel Deep Cup Freeze Plug	69-68	381-3054	19/32" Diameter	
	1	Steel Deep Cup Freeze Plug	69-68	381-3131	2.094" Diameter	

400 6.6L (6555cc) OHV V8 (16 Valve) (Oldsmobile), 3.87" Bore (GMC Eng.), 4 Bbl. "Eng. Code QS" 1969-1968 577

VALVE TRAIN	QTY	TIMING	YEARS	PART NO.	DESCRIPTION	VALVE TRAIN
	1	3 Piece Set	69-68	KT3-494SA5	VINTAGE; (1) 222-494; (1) 223-360; (1) 223-361	
	1	Timing Chain	69-68	222-494	48 Links	
	QTY	CAMSHAFT/LIFTER	YEARS	PART NO.	DESCRIPTION	
	1	Camshaft	69-68	CS-651	Hydraulic, (050) Duration at .050 Lobe Lift, 207 Exh., 194 Int., 109 Degrees Lobe Separation	
	1	Prelube		55-403 Std Only	1.5 oz. packet	
	1	Prelube		55-400 Std Only	4 oz. bottle; 1.5 oz. packet No. 55-403 also avail.	
	16	Lifter	69-68	HT-951 Std Only	Hyd.	
	16	Lifter, Bulk	69-68	HT-951B Std Only	Hyd.; Carton of 128	
	QTY	PUSH ROD	YEARS	PART NO.	DESCRIPTION	
	16	Push Rod	69-68	RP-3228R Std Only	Chrome-Moly; 9.5500" O.A.L.	
	16	Push Rod	69-68	RP-3197 Std Only	VINTAGE; 9.5460" O.A.L.	
	16	Push Rod, Bulk	69-68	BRP-3197 Std Only	VINTAGE; Carton of 100; 9.5460" O.A.L.	
	QTY	ROCKER PARTS	YEARS	PART NO.	DESCRIPTION	
	8	Arm Assy.	69-68	R-856 Std Only	VINTAGE; Incl. 2-arms & 1-pivot assy.	
	8	Arm Assy., Bulk	69-68	R-856B Std Only	VINTAGE; Incl. 2-arms & 1-pivot assy.; Carton of 64	
	8	Arm	69-68	R-856A Std Only	VINTAGE	
	8	Bridge	69-68	MR-1840 Std Only		
	8	Pivot	69-68	MR-1903 Std Only		
	QTY	VALVE	YEARS	PART NO.	DESCRIPTION	
	8	Exhaust	69-68	V-1772 Std Only	Chrome plated stem; 1.6240" Head Dia., 0.3422" Stem Dia., 4.6950" O.A.L.	

(continued on next page)

GM Car (Incl. Buick, Cad., Chev., Olds., Pontiac)

577 400 6.6L (6555cc) OHV V8 (16 Valve) (Oldsmobile), 3.87" Bore (GMC Eng.), 4 Bbl. "Eng. Code QS" 1969-1968
(cont.)

VALVE TRAIN	QTY	VALVE (cont.)	YEARS	PART NO.	DESCRIPTION	VALVE TRAIN
	8	Intake	69-68	V-1776 Std Only	2.0630" Head Dia., 0.3427" Stem Dia., 4.7170" O.A.L.	
	16	Spring	69-68	VS-1618R Std Only	Incl. damper; 1.9940" Free Height	
	16	Valve Stem Seal	69-68	ST-2001 Std Only	Positive type; Installation requires valve guide machining; (RBBTF) Rubber/PTFE	
	16	Valve Stem Seal	69-68	MV-1819C Std Only	Umbrella type; (NYL) Nylon	
	16	Valve Stem Seal Bulk	69-68	ST-2001BC Std Only	Positive type; Installation requires valve guide machining; Carton of 100; (RBBTF) Rubber/PTFE	
	16	Valve Stem Seal Bulk	69-68	MV-1819 Std Only	Umbrella type; Carton of 50; (NYL) Nylon	
	8	Seat	69-68	245-1750-2 Std Only	Loc. Exh.; 1.7550" OD, 1.5000" ID, 0.2160" Depth	
	8	Seat	69-68	245-1750-2N Std Only	Loc. Exh.; Premium Material; 1.7550" OD, 1.5000" ID, 0.2160" Depth	
	8	Seat	69-68	245-2250-1 Std Only	Loc. Int.; Machine ID to fit; 2.2555" OD, 1.9375" ID, 0.1855" Depth	
	32	Keeper	69-68	VK-115A Std Only	1 groove; Square cut key groove; Carton pack 24	
	32	Keeper	69-68	VK-115 Std Only	1 groove; Square cut key groove; Carton pack 32	
	32	Keeper	69-68	VK-115R Std Only	1 groove; Square cut key groove; Hardened	
	32	Keeper, Bulk	69-68	VK-115B Std Only	1 groove; Square cut key groove; Carton of 1000	
	16	Spring Insert	69-68	259-203C Std Only	.015"; Carton of 100	
	16	Spring Insert	69-68	259-203B Std Only	.030"; Carton of 100	
	16	Spring Insert	69-68	259-203BRS Std Only	.030"; Carton of 500	
	16	Spring Insert	69-68	259-203A Std Only	.060"; Carton of 100	
	16	Spring Insert	69-68	259-203ARS Std Only	.060"; Carton of 500	

BLOCK	QTY	ENGINE BEARINGS	YEARS	PART NO.	DESCRIPTION	BLOCK
	1	Main Set	69-68	4294M Std-10-20-30	VINTAGE; Babbitt material; Full round design	
	1	Rod Set	69-68	8-3345P Std-10-20-30-40		
	8	Rod Pair	69-68	3345P Std-1-10-20-30-40		
	1	Cam Set	69-68	1234M Std Only		
	1	Oil Pump	69-68	224-41203		
	1	Oil Pump	69-68	224-41203V	High Volume, check pan for clearance; Use w/224-11203V screen	
	1	Inter. Shaft	69-68	224-61203	5/8" inlet tube Bolt-on 3/4" tube; Use w/224-41203V pump	
	1	Screen Assy.	69-68	224-11203		
	1	Screen Assy.	69-68	224-11203V		
	1	Kit Gasket Set	69-68	260-1008	VINTAGE; Int. manifold gskt. not incl.; Premium valve stem seals incl.	
	1	Valley Pan Gasket Set	69-68	260-4021	VINTAGE	
	1	Brass Block Plug Kit	69-68	381-8020	1.500" Diameter, 0.375" Height	
	1	Steel Block Plug Kit	69-68	381-4020		
	1	Brass Deep Cup Freeze Plug	69-68	381-9002		
	1	Steel Deep Cup Freeze Plug	69-68	381-3077		
	1	Steel Deep Cup Freeze Plug	69-68	381-3133		
	1	Steel Deep Cup Freeze Plug	69-68	381-3054		
	1	Steel Deep Cup Freeze Plug	69-68	381-3131		
	1	Steel Deep Cup Freeze Plug	69-68	381-3131		

578 400 6.6L (6555cc) OHV V8 (16 Valve) (Oldsmobile), 3.87" Bore (GMC Eng.), 4 Bbl. "Eng. Code QT" 1969-1968

BLOCK	QTY	TIMING	YEARS	PART NO.	DESCRIPTION	BLOCK
	1	3 Piece Set	69-68	KT3-494SA5	VINTAGE; (1) 222-494; (1) 223-360; (1) 223-361	
	1	Timing Chain	69-68	222-494		48 Links
	1	Camshaft	69-68	CS-651	Hydraulic, (050) Duration at .050 Lobe Lift, 207 Exh., 194 Int., 109 Degrees Lobe Separation	
	1	Prelube		55-403 Std Only	1.5 oz. packet	
	1	Prelube		55-400 Std Only	4 oz. bottle; 1.5 oz. packet No. 55-403 also avail.	
	16	Lifter	69-68	HT-951 Std Only	Hyd.	
	16	Lifter, Bulk	69-68	HT-951B Std Only	Hyd.; Carton of 128	
	16	Push Rod	69-68	RP-3228R Std Only	Chrome-Moly; 9.5500" O.A.L.	
	16	Push Rod	69-68	RP-3197 Std Only	VINTAGE; 9.5460" O.A.L.	
	16	Push Rod, Bulk	69-68	BRP-3197 Std Only	VINTAGE; Carton of 100; 9.5460" O.A.L.	

(continued on next page)

GM Car (Incl. Buick, Cad., Chev., Olds., Pontiac)

400 6.6L (6555cc) OHV V8 (16 Valve) (Oldsmobile), 3.87" Bore (GMC Eng.), 4 Bbl. "Eng. Code QT" 1969-1968 578
(cont.)

QTY	ROCKER PARTS	YEARS	PART NO.	DESCRIPTION
8	Arm Assy.	69-68	R-856 Std Only	VINTAGE; Incl. 2-arms & 1-pivot assy.
8	Arm Assy., Bulk	69-68	R-856B Std Only	VINTAGE; Incl. 2-arms & 1-pivot assy.; Carton of 64
8	Arm	69-68	R-856A Std Only	VINTAGE
8	Bridge	69-68	MR-1840 Std Only	
8	Pivot	69-68	MR-1903 Std Only	
QTY	VALVE	YEARS	PART NO.	DESCRIPTION
8	Exhaust	69-68	V-1772 Std Only	Chrome plated stem; 1.6240" Head Dia., 0.3422" Stem Dia., 4.6950" O.A.L.
8	Intake	69-68	V-1776 Std Only	2.0630" Head Dia., 0.3427" Stem Dia., 4.7170" O.A.L.
QTY	VALVE SPRING	YEARS	PART NO.	DESCRIPTION
16	Spring	69-68	VS-1618R Std Only	Incl. damper; 1.9940" Free Height
QTY	VALVE SEAL	YEARS	PART NO.	DESCRIPTION
16	Valve Stem Seal	69-68	ST-2001 Std Only	Positive type; Installation requires valve guide machining; (RBBTF) Rubber/PTFE
16	Valve Stem Seal	69-68	MV-1819C Std Only	Umbrella type; (NYL) Nylon
16	Valve Stem Seal Bulk	69-68	ST-2001BC Std Only	Positive type; Installation requires valve guide machining; Carton of 100; (RBBTF) Rubber/PTFE
16	Valve Stem Seal Bulk	69-68	MV-1819 Std Only	Umbrella type; Carton of 50; (NYL) Nylon
QTY	VALVE SEAT	YEARS	PART NO.	DESCRIPTION
8	Seat	69-68	245-1750-2 Std Only	Loc. Exh.; 1.7550" OD, 1.5000" ID, 0.2160" Depth
8	Seat	69-68	245-1750-2N Std Only	Loc. Exh.; Premium Material; 1.7550" OD, 1.5000" ID, 0.2160" Depth
8	Seat	69-68	245-2250-1 Std Only	Loc. Int.; Machine ID to fit; 2.2555" OD, 1.9375" ID, 0.1855" Depth
QTY	VALVE, MISC	YEARS	PART NO.	DESCRIPTION
32	Keeper	69-68	VK-115A Std Only	1 groove; Square cut key groove; Carton pack 24
32	Keeper	69-68	VK-115 Std Only	1 groove; Square cut key groove; Carton pack 32
32	Keeper	69-68	VK-115R Std Only	1 groove; Square cut key groove; Hardened
32	Keeper, Bulk	69-68	VK-115B Std Only	1 groove; Square cut key groove; Carton of 1000
16	Spring Insert	69-68	259-203C Std Only	.015"; Carton of 100
16	Spring Insert	69-68	259-203B Std Only	.030"; Carton of 100
16	Spring Insert	69-68	259-203BRS Std Only	.030"; Carton of 500
16	Spring Insert	69-68	259-203A Std Only	.060"; Carton of 100
16	Spring Insert	69-68	259-203ARS Std Only	.060"; Carton of 500
QTY	ENGINE BEARINGS	YEARS	PART NO.	DESCRIPTION
1	Main Set	69-68	4294M Std-10-20-30	
1	Rod Set	69-68	8-3345P Std-10-20-30-40	
8	Rod Pair	69-68	3345P Std-1-10-20-30-40	
1	Cam Set	69-68	1234M Std Only	VINTAGE; Babbitt material; Full round design
QTY	OIL PUMP	YEARS	PART NO.	DESCRIPTION
1	Oil Pump	69-68	224-41203	
1	Oil Pump	69-68	224-41203V	High Volume, check pan for clearance; Use w/224-11203V screen
1	Inter. Shaft	69-68	224-61203	
1	Screen Assy.	69-68	224-11203	5/8" inlet tube
1	Screen Assy.	69-68	224-11203V	Bolt-on 3/4" tube; Use w/224-41203V pump
QTY	GASKETS	YEARS	PART NO.	DESCRIPTION
1	Kit Gasket Set	69-68	260-1008	VINTAGE; Int. manifold gskt. not incl.; Premium valve stem seals incl.
1	Valley Pan Gasket Set	69-68	260-4021	VINTAGE
QTY	FREEZE PLUGS	YEARS	PART NO.	DESCRIPTION
1	Brass Block Plug Kit	69-68	381-8020	
1	Steel Block Plug Kit	69-68	381-4020	
1	Brass Deep Cup Freeze Plug	69-68	381-9002	1.500" Diameter, 0.375" Height
1	Steel Deep Cup Freeze Plug	69-68	381-3077	0.906" Diameter
1	Steel Deep Cup Freeze Plug	69-68	381-3133	1.500" Diameter, 0.375" Height
1	Steel Deep Cup Freeze Plug	69-68	381-3054	19/32" Diameter
1	Steel Deep Cup Freeze Plug	69-68	381-3131	2.094" Diameter

400 6.6L (6555cc) OHV V8 (16 Valve) (Oldsmobile), 3.87" Bore (GMC Eng.), 4 Bbl. "Eng. Code QU" 1969-1968 579

QTY	TIMING	YEARS	PART NO.	DESCRIPTION
1	3 Piece Set	69-68	KT3-494SA5	VINTAGE; (1) 222-494; (1) 223-360; (1) 223-361
1	Timing Chain	69-68	222-494	48 Links
QTY	CAMSHAFT/LIFTER	YEARS	PART NO.	DESCRIPTION
1	Camshaft	69-68	CS-651	Hydraulic, (.050) Duration at .050 Lobe Lift, 207 Exh., 194 Int., 109 Degrees Lobe Separation
1	Prelube		55-403 Std Only	1.5 oz. packet
1	Prelube		55-400 Std Only	4 oz. bottle; 1.5 oz. packet No. 55-403 also avail.

(continued on next page)

GM Car (Incl. Buick, Cad., Chev., Olds., Pontiac)

579 400 6.6L (6555cc) OHV V8 (16 Valve) (Oldsmobile), 3.87" Bore (GMC Eng.), 4 Bbl. "Eng. Code QU" 1969-1968
(cont.)

QTY	CAMSHAFT/LIFTER	YEARS	PART NO.	DESCRIPTION
16	Lifter	69-68	HT-951 Std Only	Hyd.
16	Lifter, Bulk	69-68	HT-951B Std Only	Hyd.; Carton of 128
QTY	PUSH ROD	YEARS	PART NO.	DESCRIPTION
16	Push Rod	69-68	RP-3228R Std Only	Chrome-Moly; 9.5500" O.A.L.
16	Push Rod	69-68	RP-3197 Std Only	VINTAGE; 9.5460" O.A.L.
16	Push Rod, Bulk	69-68	BRP-3197 Std Only	VINTAGE; Carton of 100; 9.5460" O.A.L.
QTY	ROCKER PARTS	YEARS	PART NO.	DESCRIPTION
8	Arm Assy.	69-68	R-856 Std Only	VINTAGE; Incl. 2-arms & 1-pivot assy.
8	Arm Assy., Bulk	69-68	R-856B Std Only	VINTAGE; Incl. 2-arms & 1-pivot assy.; Carton of 64
8	Arm	69-68	R-856A Std Only	VINTAGE
8	Bridge	69-68	MR-1840 Std Only	
8	Pivot	69-68	MR-1903 Std Only	
QTY	VALVE	YEARS	PART NO.	DESCRIPTION
8	Exhaust	69-68	V-1772 Std Only	Chrome plated stem; 1.6240" Head Dia., 0.3422" Stem Dia., 4.6950" O.A.L.
8	Intake	69-68	V-1776 Std Only	2.0630" Head Dia., 0.3427" Stem Dia., 4.7170" O.A.L.
QTY	VALVE SPRING	YEARS	PART NO.	DESCRIPTION
16	Spring	69-68	VS-1618R Std Only	Incl. damper; 1.9940" Free Height
QTY	VALVE SEAL	YEARS	PART NO.	DESCRIPTION
16	Valve Stem Seal	69-68	ST-2001 Std Only	Positive type; Installation requires valve guide machining; (RBBTF) Rubber/PTFE
16	Valve Stem Seal	69-68	MV-1819C Std Only	Umbrella type; (NYL) Nylon
16	Valve Stem Seal Bulk	69-68	ST-2001BC Std Only	Positive type; Installation requires valve guide machining; Carton of 100; (RBBTF) Rubber/PTFE
16	Valve Stem Seal Bulk	69-68	MV-1819 Std Only	Umbrella type; Carton of 50; (NYL) Nylon
QTY	VALVE SEAT	YEARS	PART NO.	DESCRIPTION
8	Seat	69-68	245-1750-2 Std Only	Loc. Exh.; 1.7550" OD, 1.5000" ID, 0.2160" Depth
8	Seat	69-68	245-1750-2N Std Only	Loc. Exh.; Premium Material; 1.7550" OD, 1.5000" ID, 0.2160" Depth
8	Seat	69-68	245-2250-1 Std Only	Loc. Int.; Machine ID to fit; 2.2555" OD, 1.9375" ID, 0.1855" Depth
QTY	VALVE, MISC	YEARS	PART NO.	DESCRIPTION
32	Keeper	69-68	VK-115A Std Only	1 groove; Square cut key groove; Carton pack 24
32	Keeper	69-68	VK-115 Std Only	1 groove; Square cut key groove; Carton pack 32
32	Keeper	69-68	VK-115R Std Only	1 groove; Square cut key groove; Hardened
32	Keeper, Bulk	69-68	VK-115B Std Only	1 groove; Square cut key groove; Carton of 1000
16	Spring Insert	69-68	259-203C Std Only	.015"; Carton of 100
16	Spring Insert	69-68	259-203B Std Only	.030"; Carton of 100
16	Spring Insert	69-68	259-203BRS Std Only	.030"; Carton of 500
16	Spring Insert	69-68	259-203A Std Only	.060"; Carton of 100
16	Spring Insert	69-68	259-203ARS Std Only	.060"; Carton of 500
QTY	ENGINE BEARINGS	YEARS	PART NO.	DESCRIPTION
1	Main Set	69-68	4294M Std-10-20-30	
1	Rod Set	69-68	8-3345P Std-10-20-30-40	
8	Rod Pair	69-68	3345P Std-1-10-20-30-40	
1	Cam Set	69-68	1234M Std Only	VINTAGE; Babbitt material; Full round design
QTY	OIL PUMP	YEARS	PART NO.	DESCRIPTION
1	Oil Pump	69-68	224-41203	
1	Oil Pump	69-68	224-41203V	High Volume, check pan for clearance; Use w/224-11203V screen
1	Inter. Shaft	69-68	224-61203	
1	Screen Assy.	69-68	224-11203	5/8" inlet tube
1	Screen Assy.	69-68	224-11203V	Bolt-on 3/4" tube; Use w/224-41203V pump
QTY	GASKETS	YEARS	PART NO.	DESCRIPTION
1	Kit Gasket Set	69-68	260-1008	VINTAGE; Int. manifold gskt. not incl.; Premium valve stem seals incl.
1	Valley Pan Gasket Set	69-68	260-4021	VINTAGE
QTY	FREEZE PLUGS	YEARS	PART NO.	DESCRIPTION
1	Brass Block Plug Kit	69-68	381-8020	
1	Steel Block Plug Kit	69-68	381-4020	
1	Brass Deep Cup Freeze Plug	69-68	381-9002	1.500" Diameter, 0.375" Height
1	Steel Deep Cup Freeze Plug	69-68	381-3077	0.906" Diameter
1	Steel Deep Cup Freeze Plug	69-68	381-3133	1.500" Diameter, 0.375" Height
1	Steel Deep Cup Freeze Plug	69-68	381-3054	19/32" Diameter
1	Steel Deep Cup Freeze Plug	69-68	381-3131	2.094" Diameter

VALVE TRAIN

VALVE TRAIN

BLOCK

BLOCK

GM Car (Incl. Buick, Cad., Chev., Olds., Pontiac)

**400 6.6L (6555cc) OHV V8 (16 Valve) (Oldsmobile), 3.87" Bore (GMC Eng.), 4 Bbl. "Eng. Code QW" 580
1969-1968**

QTY	TIMING	YEARS	PART NO.	DESCRIPTION
1	3 Piece Set	69-68	KT3-494SA5	VINTAGE; (1) 222-494; (1) 223-360; (1) 223-361
1	Timing Chain	69-68	222-494	48 Links
QTY	CAMSHAFT/LIFTER	YEARS	PART NO.	DESCRIPTION
1	Camshaft	69-68	CS-651	Hydraulic, (050) Duration at .050 Lobe Lift, 207 Exh., 194 Int., 109 Degrees Lobe Separation
1	Prelube		55-403 Std Only	1.5 oz. packet
1	Prelube		55-400 Std Only	4 oz. bottle; 1.5 oz. packet No. 55-403 also avail.
16	Lifter	69-68	HT-951 Std Only	Hyd.
16	Lifter, Bulk	69-68	HT-951B Std Only	Hyd.; Carton of 128
QTY	PUSH ROD	YEARS	PART NO.	DESCRIPTION
16	Push Rod	69-68	RP-3228R Std Only	Chrome-Moly; 9.5500" O.A.L.
16	Push Rod	69-68	RP-3197 Std Only	VINTAGE; 9.5460" O.A.L.
16	Push Rod, Bulk	69-68	BRP-3197 Std Only	VINTAGE; Carton of 100; 9.5460" O.A.L.
QTY	ROCKER PARTS	YEARS	PART NO.	DESCRIPTION
8	Arm Assy.	69-68	R-856 Std Only	VINTAGE; Incl. 2-arms & 1-pivot assy.
8	Arm Assy., Bulk	69-68	R-856B Std Only	VINTAGE; Incl. 2-arms & 1-pivot assy.; Carton of 64
8	Arm	69-68	R-856A Std Only	VINTAGE
8	Bridge	69-68	MR-1840 Std Only	
8	Pivot	69-68	MR-1903 Std Only	
QTY	VALVE	YEARS	PART NO.	DESCRIPTION
8	Exhaust	69-68	V-1772 Std Only	Chrome plated stem; 1.6240" Head Dia., 0.3422" Stem Dia., 4.6950" O.A.L.
8	Intake	69-68	V-1776 Std Only	2.0630" Head Dia., 0.3427" Stem Dia., 4.7170" O.A.L.
QTY	VALVE SPRING	YEARS	PART NO.	DESCRIPTION
16	Spring	69-68	VS-1618R Std Only	Incl. damper; 1.9940" Free Height
QTY	VALVE SEAL	YEARS	PART NO.	DESCRIPTION
16	Valve Stem Seal	69-68	ST-2001 Std Only	Positive type; Installation requires valve guide machining; (RBBTF) Rubber/PTFE
16	Valve Stem Seal	69-68	MV-1819C Std Only	Umbrella type; (NYL) Nylon
16	Valve Stem Seal Bulk	69-68	ST-2001BC Std Only	Positive type; Installation requires valve guide machining; Carton of 100; (RBBTF) Rubber/PTFE
16	Valve Stem Seal Bulk	69-68	MV-1819 Std Only	Umbrella type; Carton of 50; (NYL) Nylon
QTY	VALVE SEAT	YEARS	PART NO.	DESCRIPTION
8	Seat	69-68	245-1750-2 Std Only	Loc. Exh.; 1.7550" OD, 1.5000" ID, 0.2160" Depth
8	Seat	69-68	245-1750-2N Std Only	Loc. Exh.; Premium Material; 1.7550" OD, 1.5000" ID, 0.2160" Depth
8	Seat	69-68	245-2250-1 Std Only	Loc. Int.; Machine ID to fit; 2.2555" OD, 1.9375" ID, 0.1855" Depth
QTY	VALVE, MISC	YEARS	PART NO.	DESCRIPTION
32	Keeper	69-68	VK-115A Std Only	1 groove; Square cut key groove; Carton pack 24
32	Keeper	69-68	VK-115 Std Only	1 groove; Square cut key groove; Carton pack 32
32	Keeper	69-68	VK-115R Std Only	1 groove; Square cut key groove; Hardened
32	Keeper, Bulk	69-68	VK-115B Std Only	1 groove; Square cut key groove; Carton of 1000
16	Spring Insert	69-68	259-203C Std Only	.015"; Carton of 100
16	Spring Insert	69-68	259-203B Std Only	.030"; Carton of 100
16	Spring Insert	69-68	259-203BRS Std Only	.030"; Carton of 500
16	Spring Insert	69-68	259-203A Std Only	.060"; Carton of 100
16	Spring Insert	69-68	259-203ARS Std Only	.060"; Carton of 500
QTY	ENGINE BEARINGS	YEARS	PART NO.	DESCRIPTION
1	Main Set	69-68	4294M Std-10-20-30	
1	Rod Set	69-68	8-3345P Std-10-20-30-40	
8	Rod Pair	69-68	3345P Std-1-10-20-30-40	
1	Cam Set	69-68	1234M Std Only	VINTAGE; Babbitt material; Full round design
QTY	OIL PUMP	YEARS	PART NO.	DESCRIPTION
1	Oil Pump	69-68	224-41203	
1	Oil Pump	69-68	224-41203V	High Volume, check pan for clearance; Use w/224-11203V screen
1	Inter. Shaft	69-68	224-61203	
1	Screen Assy.	69-68	224-11203	5/8" inlet tube
1	Screen Assy.	69-68	224-11203V	Bolt-on 3/4" tube; Use w/224-41203V pump
QTY	GASKETS	YEARS	PART NO.	DESCRIPTION
1	Kit Gasket Set	69-68	260-1008	VINTAGE; Int. manifold gskt. not incl.; Premium valve stem seals incl.
1	Valley Pan Gasket Set	69-68	260-4021	VINTAGE
QTY	FREEZE PLUGS	YEARS	PART NO.	DESCRIPTION
1	Brass Block Plug Kit	69-68	381-8020	
1	Steel Block Plug Kit	69-68	381-4020	
1	Brass Deep Cup Freeze Plug	69-68	381-9002	1.500" Diameter, 0.375" Height

VALVE TRAIN

VALVE TRAIN

BLOCK

BLOCK

(continued on next page)

GM Car (Incl. Buick, Cad., Chev., Olds., Pontiac)

580 400 6.6L (6555cc) OHV V8 (16 Valve) (Oldsmobile), 3.87" Bore (GMC Eng.), 4 Bbl. "Eng. Code QW" (cont.) 1969-1968

QTY	FREEZE PLUGS (cont.)	YEARS	PART NO.	DESCRIPTION
1	Steel Deep Cup Freeze Plug	69-68	381-3077	0.906" Diameter
1	Steel Deep Cup Freeze Plug	69-68	381-3133	1.500" Diameter, 0.375" Height
1	Steel Deep Cup Freeze Plug	69-68	381-3054	19/32" Diameter
1	Steel Deep Cup Freeze Plug	69-68	381-3131	2.094" Diameter

581 400 6.6L (6556cc) OHV V8 (16 Valve) (Chevrolet), 4.125" Bore (GMC Eng.), 4 Bbl. "VIN M" 1975

QTY	TIMING	YEARS	PART NO.	DESCRIPTION
1	Timing Chain	75	222-499	Use w/.405" tooth width sprocket; 46 Links
1	Crank Sprocket	75	223-391	Powdered metal; .405" tooth width sprocket; 18 Teeth
1	Cam Sprocket	75	223-390	.405" tooth width sprocket; 36 Teeth
1	Cam Sprocket	75	223-390N	Nylon; .405" tooth width sprocket; 36 Teeth
QTY	CAMSHAFT/LIFTER	YEARS	PART NO.	DESCRIPTION
1	Camshaft	75	CS-274	Hydraulic, (050) Duration at .050 Lobe Lift, 203 Exh., 194 Int., 112 Degrees Lobe Separation
1	Performance Cam	75	CS-1103R	Emissions Legal Cam; CARB E.O. No. D-292-1; Pro-1500 Perf. Cam; 0.42" Exh. Valve Lift, 0.398" Int. Valve Lift, Hydraulic, (050) Duration at .050 Lobe Lift, 204 Exh., 194 Int., 112 Degrees Lobe Separation
1	Performance Cam	75	CS-1014R	Emissions Legal Cam; CARB E.O. No. D-292-1; Pro-2000 Perf. Cam; 0.443" Exh. Valve Lift, 0.42" Int. Valve Lift, Hydraulic, (050) Duration at .050 Lobe Lift, 214 Exh., 204 Int., 112 Degrees Lobe Separation
1	Performance Cam	75	CS-1106R	Emissions Legal Cam; CARB E.O. No. D-292-1; Pro-3000 Perf. Cam; 0.465" Exh. Valve Lift, 0.443" Int. Valve Lift, Hydraulic, (050) Duration at .050 Lobe Lift, 224 Exh., 214 Int., 112 Degrees Lobe Separation
1	Prelube		55-403 Std Only	1.5 oz. packet
1	Prelube		55-400 Std Only	4 oz. bottle; 1.5 oz. packet No. 55-403 also avail.
16	Lifter	75	HT-817 Std Only	Hyd.
16	Lifter	75	HT-817R Std Only	Speed-Pro Hi-Revolution Hyd.
16	Lifter, Bulk	75	HT-817B Std Only	Hyd.; Carton of 128
16	Lifter, Bulk	75	HT-817RB Std Only	Speed-Pro Hi-Revolution Hyd.; Carton of 128
QTY	CAM KIT	YEARS	PART NO.	DESCRIPTION
1	Cam/Lifter Kit	75	KC-1103R	Emissions Legal Cam; CARB E.O. No. D-292-1; Hyd.; Pro-1500 Perf. Cam; Duration at .050", 194 Int., 204 Exh.; Valve lift .398" Int., .420" Exh.; Lobe Separation 112 Degrees; (1) 55-403B; (1) CS-1103R; (16) HT-817
1	Cam/Lifter Kit	75	KC-1014R	Emissions Legal Cam; CARB E.O. No. D-292-1; Hyd.; Pro-2000 Perf. Cam; Duration at .050", 204 Int., 214 Exh.; Valve lift .420" Int., .443" Exh.; Lobe Separation 112 Degrees; (1) 55-403B; (1) CS-1014R; (16) HT-817
1	Cam/Lifter Kit	75	KC-1106R	Emissions Legal Cam; CARB E.O. No. D-292-1; Hyd.; Pro-3000 Perf. Cam; Duration at .050", 214 Int., 224 Exh.; Valve lift .443" Int., .465" Exh.; Lobe Separation 112 Degrees; (1) 55-403B; (1) CS-1106R; (16) HT-817
1	Cam/Lifter Kit	75	KC-274	Hyd.; (1) 55-403B; (1) CS-274; (16) HT-817
1	Cam/Lifter/Timing Kit	75	KCT-274	Hyd.; w/.405" tooth width sprocket; (1) 55-403B; (1) CS-274; (16) HT-817; (1) KT3-499S
QTY	PUSH ROD	YEARS	PART NO.	DESCRIPTION
16	Push Rod	75	RP-3093 Std Only	7.7940" O.A.L.
16	Push Rod	75	RP-3212R Std-100-150-200	Chrome-Moly; 7.7900" O.A.L.
16	Push Rod, Bulk	75	BRP-3093 Std Only	Carton of 100; 7.7940" O.A.L.
16	Push Rod, Bulk	75	BRP-3212R Std-100	Chrome-Moly; Carton of 100; 7.7900" O.A.L.
QTY	ROCKER PARTS	YEARS	PART NO.	DESCRIPTION
16	Arm Assy.	75	R-826 Std Only	Incl. arm, ball & nut
16	Arm Assy., Bulk	75	R-826B Std Only	Incl. arm, ball & nut; Carton of 64
16	Arm	75	R-826A Std Only	
16	Rocker Arm Ball	75	MR-1783 Std Only	
16	Nut	75	MR-1751 Std Only	Self-locking, 3/8" x 24 threads
16	Stud	75	MR-1752 Std Only	.003" O/S; 3/8" x 24 x 2.495"
16	Stud	75	MR-1949 Std Only	.372" x 24 x 2.495"
QTY	VALVE	YEARS	PART NO.	DESCRIPTION
8	Exhaust	75	V-1904 Std-3-15-30	Chrome plated stem; 1.5000" Head Dia., 0.3414" Stem Dia., 4.9280" O.A.L.
8	Exhaust, Bulk	75	V-1904B Std-15	Chrome plated stem; Carton of 25; 1.5000" Head Dia., 0.3414" Stem Dia., 4.9280" O.A.L.
8	Intake	75	V-1926 Std-3-15	Chrome plated stem; 1.9400" Head Dia., 0.3414" Stem Dia., 4.8800" O.A.L.
8	Intake	75	V-1926Y 15 15	Chrome plated stem; w/.708" reduced end length; 1.9400" Head Dia., 0.3564" Stem Dia., 4.8800" O.A.L.

VALVE TRAIN

VALVE TRAIN

(continued on next page)

GM Car (Incl. Buick, Cad., Chev., Olds., Pontiac)

400 6.6L (6556cc) OHV V8 (16 Valve) (Chevrolet), 4.125" Bore (GMC Eng.), 4 Bbl. "VIN M" 1975 581
(cont.)

QTY	VALVE (cont.)	YEARS	PART NO.	DESCRIPTION
8	Intake, Bulk	75	V-1926B Std-15	Chrome plated stem; Carton of 25; 1.9400" Head Dia., 0.3410" Stem Dia., 4.8800" O.A.L.
QTY	VALVE GUIDE	YEARS	PART NO.	DESCRIPTION
8	Guide	75	VG-5038 Std Only	Loc. Int.; 0.3430" ID, 2.1200" O.A.L
8	Guide, Bulk	75	VG-5038B Std Only	Loc. Int.; Carton of 50; 0.3430" ID, 2.1200" O.A.L
QTY	VALVE SPRING	YEARS	PART NO.	DESCRIPTION
8	Spring	75	VS-727 Std Only	Loc. Exh.; Incl. damper; 1.9100" Free Height
8	Spring	75	VS-677 Std Only	Loc. Int.; Incl. damper; 2.0300" Free Height
8	Spring, Bulk	75	VS-727B Std Only	Loc. Exh.; Incl. damper; Carton of 250; 1.9100" Free Height
8	Spring, Bulk	75	VS-677B Std Only	Loc. Int.; Incl. damper; Carton of 250; 2.0300" Free Height
QTY	VALVE SEAL	YEARS	PART NO.	DESCRIPTION
16	Valve Stem Seal	75	MV-1233C Std Only	O-Ring; (RBB) Rubber
16	Valve Stem Seal	75	ST-2001 Std Only	Use w/O.E. guide; Positive type; Installation requires valve guide machining; (RBBTF) Rubber/PTFE
16	Valve Stem Seal	75	MV-1903 Std Only	Use w/VG-5038 repair guide; Positive type; (RBB) Rubber
16	Valve Stem Seal Bulk	75	MV-1233 Std Only	O-Ring; Carton of 100; (RBB) Rubber
16	Valve Stem Seal Bulk	75	ST-2001BC Std Only	Use w/O.E. guide; Positive type; Installation requires valve guide machining; Carton of 100; (RBBTF) Rubber/PTFE
QTY	VALVE SEAT	YEARS	PART NO.	DESCRIPTION
8	Seat	75	245-1562-1 Std Only	Loc. Exh.; 1.5675" OD, 1.3125" ID, 0.2160" Depth
8	Seat	75	245-1562-1N Std Only	Loc. Exh.; Premium Material; 1.5675" OD, 1.3125" ID, 0.2160" Depth
8	Seat	75	245-2125-1 Std Only	Loc. Int.; 2.1305" OD, 1.8125" ID, 0.2480" Depth
QTY	VALVE, MISC	YEARS	PART NO.	DESCRIPTION
32	Keeper	75	VK-115A Std Only	1 groove; Square cut key groove; Carton pack 24
32	Keeper	75	VK-115 Std Only	1 groove; Square cut key groove; Carton pack 32
32	Keeper	75	VK-115R Std Only	1 groove; Square cut key groove; Hardened
32	Keeper, Bulk	75	VK-115B Std Only	1 groove; Square cut key groove; Carton of 1000
16	Spring Insert	75	259-203C Std Only	.015"; Carton of 100
16	Spring Insert	75	259-203B Std Only	.030"; Carton of 100
16	Spring Insert	75	259-203BRS Std Only	.030"; Carton of 500
16	Spring Insert	75	259-203A Std Only	.060"; Carton of 100
16	Spring Insert	75	259-203ARS Std Only	.060"; Carton of 500
8	Rotocap	75	RC-157S Std Only	Loc. Exh.
QTY	PISTON	YEARS	PART NO.	DESCRIPTION
8	Cast Piston	75	400AP Std-20-30-40-60	VINTAGE; Cast; .9275" Pin Dia.; 2 Rings 5/64 Groove, 1 Ring 3/16 Groove, 1.540 CD, Recessed Head .160 deep x 3.445 dia. - 8.5:1 C.R.
8	Cast Piston - Individual	75	W400AP Std-20-30-40-60	VINTAGE; Cast; .9275" Pin Dia.; 2 Rings 5/64 Groove, 1 Ring 3/16 Groove, 1.540 CD, Recessed Head .160 deep x 3.445 dia. - 8.5:1 C.R.
1	Cast Piston Set w/Prem. Rings	75	8K400AP 30 30-40	VINTAGE; Cast; .9275" Pin Dia.; 2 Rings 5/64 Groove, 1 Ring 3/16 Groove, 1.540 CD, Recessed Head .160 deep x 3.445 dia. - 8.5:1 C.R.
QTY	RINGS	YEARS	PART NO.	DESCRIPTION
1	Premium Set	75	R-10374 30 30-60	2-5/64, 1-3/16; Speed-Pro plasma-moly Perf. ring set
1	Premium Set	75	E-243K Std-20-30-40-60	VINTAGE; 2-5/64, 1-3/16; Premium Moly
1	Standard Set	75	E-243X Std-20-30-40-60	VINTAGE; 2-5/64, 1-3/16; Iron
QTY	ENGINE BEARINGS	YEARS	PART NO.	DESCRIPTION
1	Main Set	75	140M Std-1-1X-9-10-11-19-20	Performance; 3/4 grooved
1	Main Set	75	C140M Std-1-1X-10-20	Performance; 3/4 grooved; DUROSHIELD® coated bearings
1	Rod Set	75	8-2555A 10X2 10X2-20X2-30X2-40X2	A-Series aluminum bearings ; Use in .002" O/S Rod Bore
1	Rod Set	75	8-7095CH Std-1-10-20-30	Race Performance
1	Rod Set	75	8-7100CH Std-1-1X-9-10-11-19-20-21-30	Race Performance; Chamfered on one side
1	Rod Set	75	C8-7100CH Std-1-1X-10-20-30	Race Performance; DUROSHIELD® coated bearings; w/o Dowel hole; Chamfered on one side
1	Rod Set	75	8-2555CA 60 60	Unplated & resizeable
1	Rod Set	75	8-2555CP 10X2 + 10X2-20X2	Use in .002" O/S Rod Bore; Overplated copper-lead alloy; Superseded - When depleted use 8-2555A 10X2
8	Rod Pair	75	7100CH Std-1-1X-10-20-30	Race Performance; Chamfered on one side
8	Rod Pair	75	2555CA 60 60	Unplated & resizeable
QTY	OIL PUMP	YEARS	PART NO.	DESCRIPTION
1	Oil Pump	75	224-4146	5/8" inlet
1	Oil Pump	75	224-4143	High Volume, check pan for clearance; 5/8" inlet; Use shaft w/steel guide
1	Inter. Shaft	75	224-6146E	Has steel shaft guide; Eliminates nylon shaft guide

(continued on next page)

GM Car (Incl. Buick, Cad., Chev., Olds., Pontiac)

581 400 6.6L (6556cc) OHV V8 (16 Valve) (Chevrolet), 4.125" Bore (GMC Eng.), 4 Bbl. "VIN M" 1975
(cont.)

BLOCK	QTY	OIL PUMP (cont.)	YEARS	PART NO.	DESCRIPTION	BLOCK
	1	Inter. Shaft	75	224-6146	Use w/nylon shaft guide	
	1	Oil Pump Shaft Guide	75	224-43343	Nylon	
	1	Screen Assy.	75	224-1246	5/8" inlet tube	
GASKETS						
	1	Kit Gasket Set	75	260-1016	VINTAGE; Head bolts not incl.	
	2	Head Bolt Set	75	260-2500 Std Only	Replacement recommended	
FREEZE PLUGS						
	1	Brass Block Plug Kit	75	381-8008	VINTAGE	
	1	Brass Deep Cup Freeze Plug	75	381-9001	VINTAGE; 1.625" Diameter	
	1	Steel Deep Cup Freeze Plug	75	381-3095	0.500" Diameter	
	1	Steel Shallow Cup Freeze Plug	75	381-2078	2.109" Diameter	

582 400 6.6L (6556cc) OHV V8 (16 Valve) (Chevrolet), 4.125" Bore (GMC Eng.), 2 Bbl. "VIN R" 1975-1972

VALVE TRAIN	QTY	TIMING	YEARS	PART NO.	DESCRIPTION	VALVE TRAIN
	1	3 Piece Set	75	KT3-501SA	Chevrolet Caprice Classic, Classic Sport; Hi-Perf.; Incl. silent type chain; (1) 222-501; (1) 223-392; (1) 223-393	
	1	3 Piece Set	75-72	KT3-499S	Powdered Metal Crank Sprocket; w/.405" tooth width sprocket; (1) 222-499; (1) 223-390; (1) 223-391	
	1	Timing Chain	75	222-501	Chevrolet Caprice Classic, Classic Sport; Hi-Perf.; Silent type; 50 Links	
	1	Timing Chain	75-72	222-499	Use w/.405" tooth width sprocket; 46 Links	
	1	Crank Sprocket	75	223-393	Chevrolet Caprice Classic, Classic Sport; Hi-Perf.; 19 Teeth	
	1	Crank Sprocket	75-72	223-391	Powdered metal; .405" tooth width sprocket; 18 Teeth	
	1	Cam Sprocket	75-72	223-390	.405" tooth width sprocket; 36 Teeth	
	1	Cam Sprocket	75	223-392	Chevrolet Caprice Classic, Classic Sport; Hi-Perf.; 38 Teeth	
	1	Cam Sprocket	75-72	223-390N	Nylon; .405" tooth width sprocket; 36 Teeth	
CAMSHAFT/LIFTER						
	1	Camshaft	75	CS-274	Hydraulic, (050) Duration at .050 Lobe Lift, 203 Exh., 194 Int., 112 Degrees Lobe Separation	
	1	Camshaft	74-72	CS-274	Exc. w/Calif. emis.; Hydraulic, (050) Duration at .050 Lobe Lift, 203 Exh., 194 Int., 112 Degrees Lobe Separation	
	1	Performance Cam	75-72	CS-1103R	Emissions Legal Cam; CARB E.O. No. D-292-1; Pro-1500 Perf. Cam; 0.42" Exh. Valve Lift, 0.398" Int. Valve Lift, Hydraulic, (050) Duration at .050 Lobe Lift, 204 Exh., 194 Int., 112 Degrees Lobe Separation	
	1	Performance Cam	75-72	CS-1014R	Emissions Legal Cam; CARB E.O. No. D-292-1; Pro-2000 Perf. Cam; 0.443" Exh. Valve Lift, 0.42" Int. Valve Lift, Hydraulic, (050) Duration at .050 Lobe Lift, 214 Exh., 204 Int., 112 Degrees Lobe Separation	
	1	Performance Cam	75-72	CS-1106R	Emissions Legal Cam; CARB E.O. No. D-292-1; Pro-3000 Perf. Cam; 0.465" Exh. Valve Lift, 0.443" Int. Valve Lift, Hydraulic, (050) Duration at .050 Lobe Lift, 224 Exh., 214 Int., 112 Degrees Lobe Separation	
	1	Prelube		55-403 Std Only	1.5 oz. packet	
	1	Prelube		55-400 Std Only	4 oz. bottle; 1.5 oz. packet No. 55-403 also avail.	
	16	Lifter	75-72	HT-817 Std Only	Hyd.	
	16	Lifter	75-72	HT-817R Std Only	Speed-Pro Hi-Revolution Hyd.	
	16	Lifter, Bulk	75-72	HT-817B Std Only	Hyd.; Carton of 128	
	16	Lifter, Bulk	75-72	HT-817RB Std Only	Speed-Pro Hi-Revolution Hyd.; Carton of 128	
CAM KIT						
	1	Cam/Lifter Kit	75-72	KC-1103R	Emissions Legal Cam; CARB E.O. No. D-292-1; Hyd.; Pro-1500 Perf. Cam; Duration at .050", 194 Int., 204 Exh.; Valve lift .398" Int., .420" Exh.; Lobe Separation 112 Degrees; (1) 55-403B; (1) CS-1103R; (16) HT-817	
	1	Cam/Lifter Kit	75-72	KC-1014R	Emissions Legal Cam; CARB E.O. No. D-292-1; Hyd.; Pro-2000 Perf. Cam; Duration at .050", 204 Int., 214 Exh.; Valve lift .420" Int., .443" Exh.; Lobe Separation 112 Degrees; (1) 55-403B; (1) CS-1014R; (16) HT-817	
	1	Cam/Lifter Kit	75-72	KC-1106R	Emissions Legal Cam; CARB E.O. No. D-292-1; Hyd.; Pro-3000 Perf. Cam; Duration at .050", 214 Int., 224 Exh.; Valve lift .443" Int., .465" Exh.; Lobe Separation 112 Degrees; (1) 55-403B; (1) CS-1106R; (16) HT-817	
	1	Cam/Lifter Kit	75	KC-274	Hyd.; (1) 55-403B; (1) CS-274; (16) HT-817	
	1	Cam/Lifter Kit	74-72	KC-274	Exc. w/Calif. emis.; Hyd.; (1) 55-403B; (1) CS-274; (16) HT-817	
	1	Cam/Lifter/Timing Kit	75	KCT-274	Hyd.; w/.405" tooth width sprocket; (1) 55-403B; (1) CS-274; (16) HT-817; (1) KT3-499S	
	1	Cam/Lifter/Timing Kit	74-72	KCT-274	Exc. w/Calif. emis.; Hyd.; w/.405" tooth width sprocket; (1) 55-403B; (1) CS-274; (16) HT-817; (1) KT3-499S	
PUSH ROD						
	16	Push Rod	75-72	RP-3093 Std Only	7.7940" O.A.L.	

(continued on next page)

GM Car (Incl. Buick, Cad., Chev., Olds., Pontiac)

400 6.6L (6556cc) OHV V8 (16 Valve) (Chevrolet), 4.125" Bore (GMC Eng.), 2 Bbl. "VIN R" 1975-1972 **582**
(cont.)

QTY	PUSH ROD (cont.)	YEARS	PART NO.	DESCRIPTION
16	Push Rod	75-72	RP-3212R Std-100-150-200	Chrome-Moly; 7.7900" O.A.L.
16	Push Rod, Bulk	75-72	BRP-3093 Std Only	Carton of 100; 7.7940" O.A.L.
16	Push Rod, Bulk	75-72	BRP-3212R Std-100	Chrome-Moly; Carton of 100; 7.7900" O.A.L.
QTY	ROCKER PARTS	YEARS	PART NO.	DESCRIPTION
16	Arm Assy.	75-72	R-826 Std Only	Incl. arm, ball & nut
16	Arm Assy., Bulk	75-72	R-826B Std Only	Incl. arm, ball & nut; Carton of 64
16	Arm	75-72	R-826A Std Only	
16	Rocker Arm Ball	75-72	MR-1783 Std Only	
16	Nut	75-72	MR-1751 Std Only	Self-locking, 3/8" x 24 threads
16	Stud	75-72	MR-1752 Std Only	.003" O/S; 3/8" x 24 x 2.495"
16	Stud	75-72	MR-1949 Std Only	.372" x 24 x 2.495"
QTY	VALVE	YEARS	PART NO.	DESCRIPTION
8	Exhaust	75-72	V-1904 Std-3-15-30	Chrome plated stem; 1.5000" Head Dia., 0.3414" Stem Dia., 4.9280" O.A.L.
8	Exhaust, Bulk	75-72	V-1904B Std-15	Chrome plated stem; Carton of 25; 1.5000" Head Dia., 0.3414" Stem Dia., 4.9280" O.A.L.
8	Intake	75-72	V-1926 Std-3-15	Chrome plated stem; 1.9400" Head Dia., 0.3414" Stem Dia., 4.8800" O.A.L.
8	Intake	75-72	V-1926Y 15	Chrome plated stem; w/.708" reduced end length; 1.9400" Head Dia., 0.3564" Stem Dia., 4.8800" O.A.L.
8	Intake, Bulk	75-72	V-1926B Std-15	Chrome plated stem; Carton of 25; 1.9400" Head Dia., 0.3410" Stem Dia., 4.8800" O.A.L.
QTY	VALVE GUIDE	YEARS	PART NO.	DESCRIPTION
8	Guide	75-72	VG-5038 Std Only	Loc. Int.; 0.3430" ID, 2.1200" O.A.L
8	Guide, Bulk	75-72	VG-5038B Std Only	Loc. Int.; Carton of 50; 0.3430" ID, 2.1200" O.A.L
QTY	VALVE SPRING	YEARS	PART NO.	DESCRIPTION
8	Spring	75-73	VS-727 Std Only	Loc. Exh.; Incl. damper; 1.9100" Free Height
8	Spring	75-72	VS-677 Std Only	Loc. Int.; Incl. damper; 2.0300" Free Height
8	Spring	72	VS-677 Std Only	Loc. Exh.; Incl. damper; 2.0300" Free Height
8	Spring	72	VS-739R Std Only	Loc. Exh.; Optional-H/D; 2.0000" Free Height
8	Spring	72	VS-739R Std Only	Loc. Int.; Optional-H/D; 2.0000" Free Height
8	Spring, Bulk	75-73	VS-727B Std Only	Loc. Exh.; Incl. damper; Carton of 250; 1.9100" Free Height
8	Spring, Bulk	75-72	VS-677B Std Only	Loc. Int.; Incl. damper; Carton of 250; 2.0300" Free Height
8	Spring, Bulk	72	VS-677B Std Only	Loc. Exh.; Incl. damper; Carton of 250; 2.0300" Free Height
8	Spring, Bulk	72	VS-739RB Std Only	Loc. Exh.; Optional-H/D; Carton of 300; 2.0000" Free Height
8	Spring, Bulk	72	VS-739RB Std Only	Loc. Int.; Optional-H/D; Carton of 300; 2.0000" Free Height
QTY	VALVE SEAL	YEARS	PART NO.	DESCRIPTION
16	Valve Stem Seal	75-72	MV-1233C Std Only	O-Ring; (RBB) Rubber
16	Valve Stem Seal	75-72	ST-2001 Std Only	Use w/O.E. guide; Positive type; Installation requires valve guide machining; (RBBTF) Rubber/PTFE
16	Valve Stem Seal	75-72	MV-1903 Std Only	Use w/VG-5038 repair guide; Positive type; (RBB) Rubber
16	Valve Stem Seal Bulk	75-72	MV-1233 Std Only	O-Ring; Carton of 100; (RBB) Rubber
16	Valve Stem Seal Bulk	75-72	ST-2001BC Std Only	Use w/O.E. guide; Positive type; Installation requires valve guide machining; Carton of 100; (RBBTF) Rubber/PTFE
QTY	VALVE SEAT	YEARS	PART NO.	DESCRIPTION
8	Seat	75-73	245-1562-1 Std Only	Loc. Exh.; 1.5675" OD, 1.3125" ID, 0.2160" Depth
8	Seat	75-73	245-1562-1N Std Only	Loc. Exh.; Premium Material; 1.5675" OD, 1.3125" ID, 0.2160" Depth
8	Seat	75-72	245-2125-1 Std Only	Loc. Int.; 2.1305" OD, 1.8125" ID, 0.2480" Depth
8	Seat	72	245-1687-2 Std Only	Loc. Exh.; 1.6925" OD, 1.4375" ID, 0.2160" Depth
8	Seat	72	245-1687-2N Std Only	Loc. Exh.; Premium Material; 1.6925" OD, 1.4375" ID, 0.2160" Depth
QTY	VALVE, MISC	YEARS	PART NO.	DESCRIPTION
32	Keeper	75-72	VK-115A Std Only	1 groove; Square cut key groove; Carton pack 24
32	Keeper	75-72	VK-115 Std Only	1 groove; Square cut key groove; Carton pack 32
32	Keeper	75-72	VK-115R Std Only	1 groove; Square cut key groove; Hardened
32	Keeper, Bulk	75-72	VK-115B Std Only	1 groove; Square cut key groove; Carton of 1000
16	Spring Insert	75-72	259-203C Std Only	.015"; Carton of 100
16	Spring Insert	75-72	259-203B Std Only	.030"; Carton of 100
16	Spring Insert	75-72	259-203BRS Std Only	.030"; Carton of 500
16	Spring Insert	75-72	259-203A Std Only	.060"; Carton of 100
16	Spring Insert	75-72	259-203ARS Std Only	.060"; Carton of 500
8	Rotocap	75-74	RC-157S Std Only	Loc. Exh.
QTY	PISTON	YEARS	PART NO.	DESCRIPTION
8	Cast Piston	75-72	400AP Std-20-30-40-60	VINTAGE; Cast; .9275" Pin Dia.; 2 Rings 5/64 Groove, 1 Ring 3/16 Groove, 1.540 CD, Recessed Head .160 deep x 3.445 dia. - 8.5:1 C.R.
8	Cast Piston - Individual	75-72	W400AP Std-20-30-40-60	VINTAGE; Cast; .9275" Pin Dia.; 2 Rings 5/64 Groove, 1 Ring 3/16 Groove, 1.540 CD, Recessed Head .160 deep x 3.445 dia. - 8.5:1 C.R.

VALVE TRAIN

VALVE TRAIN

(continued on next page)

GM Car (Incl. Buick, Cad., Chev., Olds., Pontiac)

582 400 6.6L (6556cc) OHV V8 (16 Valve) (Chevrolet), 4.125" Bore (GMC Eng.), 2 Bbl. "VIN R" 1975-1972
(cont.)

QTY	PISTON (cont.)	YEARS	PART NO.	DESCRIPTION
1	Cast Piston Set w/Prem. Rings	75-72	8K400AP 30 30-40	VINTAGE; Cast; .9275" Pin Dia.; 2 Rings 5/64 Groove, 1 Ring 3/16 Groove, 1.540 CD, Recessed Head .160 deep x 3.445 dia. - 8.5:1 C.R.
QTY	RINGS	YEARS	PART NO.	DESCRIPTION
1	Premium Set	75-72	R-10374 30 30-60	2-5/64, 1-3/16; Speed-Pro plasma-moly Perf. ring set
1	Premium Set	75-72	E-243K Std-20-30-40-60	VINTAGE; 2-5/64, 1-3/16; Premium Moly
1	Standard Set	75-72	E-243X Std-20-30-40-60	VINTAGE; 2-5/64, 1-3/16; Iron
QTY	ENGINE BEARINGS	YEARS	PART NO.	DESCRIPTION
1	Main Set	75-72	140M Std-1-1X-9-10-11-19-20	Performance; 3/4 grooved
1	Main Set	75-72	C140M Std-1-1X-10-20	Performance; 3/4 grooved; DUROSHIELD® coated bearings
1	Main Set	75-72	4926MA Std-1-10-20-30	VINTAGE; A-Series aluminum bearings
1	Rod Set	75-72	8-2555CP Std-1-10-20-30-40-50	8-2555CA 60 avail. as unplated & resizeable; Overplated copper-lead alloy
1	Rod Set	75-72	8-2555A Std-1-10-20-30-40-50-60	A-Series aluminum bearings
1	Rod Set	75-72	8-2555A 10X2 10X2-20X2-30X2-40X2	A-Series aluminum bearings; Use in .002" O/S Rod Bore
1	Rod Set	75-72	8-7095CH Std-1-10-20-30	Race Performance
1	Rod Set	75-72	8-7100CH Std-1-1X-9-10-11-19-20-21-30	Race Performance; Chamfered on one side
1	Rod Set	75-72	C8-7100CH Std-1-1X-10-20-30	Race Performance; DUROSHIELD® coated bearings; w/o Dowel hole; Chamfered on one side
1	Rod Set	75-72	8-2555CA 60 60	Unplated & resizeable
1	Rod Set	75-72	8-2555CP 10X2 + 10X2-20X2	Use in .002" O/S Rod Bore; Overplated copper-lead alloy; Superseded - When depleted use 8-2555A 10X2
8	Rod Pair	75-72	2555A Std-1-2-10-20-30-40-50-60	A-Series aluminum bearings
8	Rod Pair	75-72	2555CP Std-1-2-10-20-30-40-50	Overplated copper-lead alloy
8	Rod Pair	75-72	7100CH Std-1-1X-10-20-30	Race Performance; Chamfered on one side
8	Rod Pair	75-72	2555CA 60 60	Unplated & resizeable
8	Rod Pair	75-72	2555CP 10X2 + 10X2-20X2	Use in .002" O/S Rod Bore; Superseded - When depleted use 2555A 10X2
1	Cam Set	75-72	1235M Std-1-10	Babbitt material; Full round design
1	Cam Set	75-72	1749M Std Only	Bi-Metal Aluminum
QTY	OIL PUMP	YEARS	PART NO.	DESCRIPTION
1	Oil Pump	75-72	224-4146	5/8" inlet
1	Oil Pump	75-72	224-4143	High Volume, check pan for clearance; 5/8" inlet; Use shaft w/steel guide
1	Inter. Shaft	75-72	224-6146E	Has steel shaft guide; Eliminates nylon shaft guide
1	Inter. Shaft	75-72	224-6146	Use w/nylon shaft guide
1	Oil Pump Shaft Guide	75-72	224-43343	Nylon
1	Screen Assy.	75-72	224-1246	5/8" inlet tube
QTY	GASKETS	YEARS	PART NO.	DESCRIPTION
1	Kit Gasket Set	75-72	260-1016	VINTAGE; Head bolts not incl.
2	Head Bolt Set	75-72	260-2500 Std Only	Replacement recommended
QTY	FREEZE PLUGS	YEARS	PART NO.	DESCRIPTION
1	Brass Block Plug Kit	75-72	381-8008	VINTAGE
1	Brass Deep Cup Freeze Plug	75-72	381-9001	VINTAGE; 1.625" Diameter
1	Steel Deep Cup Freeze Plug	75-72	381-3095	0.500" Diameter
1	Steel Shallow Cup Freeze Plug	75-72	381-2078	2.109" Diameter

583 400 6.6L (6556cc) OHV V8 (16 Valve) (Chevrolet), 4.125" Bore (GMC Eng.), 4 Bbl. "VIN U" 1976-1973

QTY	TIMING	YEARS	PART NO.	DESCRIPTION
1	3 Piece Set	76-73	KT3-499S	Powdered Metal Crank Sprocket; w/.405" tooth width sprocket; (1) 222-499; (1) 223-390; (1) 223-391
1	Timing Chain	76-73	222-499	Use w/.405" tooth width sprocket; 46 Links
1	Crank Sprocket	76-73	223-391	Powdered metal; .405" tooth width sprocket; 18 Teeth
1	Cam Sprocket	76-73	223-390	.405" tooth width sprocket; 36 Teeth
1	Cam Sprocket	76-73	223-390N	Nylon; .405" tooth width sprocket; 36 Teeth
QTY	CAMSHAFT/LIFTER	YEARS	PART NO.	DESCRIPTION
1	Camshaft	76-75	CS-274	Hydraulic, (050) Duration at .050 Lobe Lift, 203 Exh., 194 Int., 112 Degrees Lobe Separation
1	Camshaft	74	CS-274	Exc. w/Calif. emis.; Hydraulic, (050) Duration at .050 Lobe Lift, 203 Exh., 194 Int., 112 Degrees Lobe Separation
1	Performance Cam	76-73	CS-1103R	Emissions Legal Cam; CARB E.O. No. D-292-1; Pro-1500 Perf. Cam; 0.42" Exh. Valve Lift, 0.398" Int. Valve Lift, Hydraulic, (050) Duration at .050 Lobe Lift, 204 Exh., 194 Int., 112 Degrees Lobe Separation

(continued on next page)

GM Car (Incl. Buick, Cad., Chev., Olds., Pontiac)

400 6.6L (6556cc) OHV V8 (16 Valve) (Chevrolet), 4.125" Bore (GMC Eng.), 4 Bbl. "VIN U" 1976-1973 583
(cont.)

	CAMSHAFT/LIFTER	YEARS	PART NO.	DESCRIPTION	
VALVE TRAIN	QTY (cont.)				
	1	Performance Cam	76-73	CS-1014R	Emissions Legal Cam; CARB E.O. No. D-292-1; Pro-2000 Perf. Cam; 0.443" Exh. Valve Lift, 0.42" Int. Valve Lift, Hydraulic, (050) Duration at .050 Lobe Lift, 214 Exh., 204 Int., 112 Degrees Lobe Separation
	1	Performance Cam	76-73	CS-1106R	Emissions Legal Cam; CARB E.O. No. D-292-1; Pro-3000 Perf. Cam; 0.465" Exh. Valve Lift, 0.443" Int. Valve Lift, Hydraulic, (050) Duration at .050 Lobe Lift, 224 Exh., 214 Int., 112 Degrees Lobe Separation
	1	Prelube		55-403 Std Only	1.5 oz. packet
	1	Prelube		55-400 Std Only	4 oz. bottle; 1.5 oz. packet No. 55-403 also avail.
	16	Lifter	76-73	HT-817 Std Only	Hyd.
	16	Lifter	76-73	HT-817R Std Only	Speed-Pro Hi-Revolution Hyd.
	16	Lifter, Bulk	76-73	HT-817B Std Only	Hyd.; Carton of 128
	16	Lifter, Bulk	76-73	HT-817RB Std Only	Speed-Pro Hi-Revolution Hyd.; Carton of 128
	QTY	CAM KIT	YEARS	PART NO.	DESCRIPTION
1	Cam/Lifter Kit	76-73	KC-1103R	Emissions Legal Cam; CARB E.O. No. D-292-1; Hyd.; Pro-1500 Perf. Cam; Duration at .050", 194 Int., 204 Exh.; Valve lift .398" Int., .420" Exh.; Lobe Separation 112 Degrees; (1) 55-403B; (1) CS-1103R; (16) HT-817	
1	Cam/Lifter Kit	76-73	KC-1014R	Emissions Legal Cam; CARB E.O. No. D-292-1; Hyd.; Pro-2000 Perf. Cam; Duration at .050", 204 Int., 214 Exh.; Valve lift .420" Int., .443" Exh.; Lobe Separation 112 Degrees; (1) 55-403B; (1) CS-1014R; (16) HT-817	
1	Cam/Lifter Kit	76-73	KC-1106R	Emissions Legal Cam; CARB E.O. No. D-292-1; Hyd.; Pro-3000 Perf. Cam; Duration at .050", 214 Int., 224 Exh.; Valve lift .443" Int., .465" Exh.; Lobe Separation 112 Degrees; (1) 55-403B; (1) CS-1106R; (16) HT-817	
1	Cam/Lifter Kit	76-75	KC-274	Hyd.; (1) 55-403B; (1) CS-274; (16) HT-817	
1	Cam/Lifter Kit	74-73	KC-274	Exc. w/Calif. emis.; Hyd.; (1) 55-403B; (1) CS-274; (16) HT-817	
1	Cam/Lifter/Timing Kit	76-75	KCT-274	Hyd.; w/.405" tooth width sprocket; (1) 55-403B; (1) CS-274; (16) HT-817; (1) KT3-499S	
1	Cam/Lifter/Timing Kit	74-73	KCT-274	Exc. w/Calif. emis.; Hyd.; w/.405" tooth width sprocket; (1) 55-403B; (1) CS-274; (16) HT-817; (1) KT3-499S	
QTY	PUSH ROD	YEARS	PART NO.	DESCRIPTION	
16	Push Rod	76-73	RP-3093 Std Only	7.7940" O.A.L.	
16	Push Rod	76-73	RP-3212R Std-100-150-200	Chrome-Moly; 7.7900" O.A.L.	
16	Push Rod, Bulk	76-73	BRP-3093 Std Only	Carton of 100; 7.7940" O.A.L.	
16	Push Rod, Bulk	76-73	BRP-3212R Std-100	Chrome-Moly; Carton of 100; 7.7900" O.A.L.	
QTY	ROCKER PARTS	YEARS	PART NO.	DESCRIPTION	
16	Arm Assy.	76-73	R-826 Std Only	Incl. arm, ball & nut	
16	Arm Assy., Bulk	76-73	R-826B Std Only	Incl. arm, ball & nut; Carton of 64	
16	Arm	76-73	R-826A Std Only		
16	Rocker Arm Ball	76-73	MR-1783 Std Only		
16	Nut	76-73	MR-1751 Std Only	Self-locking, 3/8" x 24 threads	
16	Stud	76-73	MR-1752 Std Only	.003" O/S; 3/8" x 24 x 2.495"	
16	Stud	76-73	MR-1949 Std Only	.372" x 24 x 2.495"	
QTY	VALVE	YEARS	PART NO.	DESCRIPTION	
8	Exhaust	76-73	V-1904 Std-3-15-30	Chrome plated stem; 1.5000" Head Dia., 0.3414" Stem Dia., 4.9280" O.A.L.	
8	Exhaust, Bulk	76-73	V-1904B Std-15	Chrome plated stem; Carton of 25; 1.5000" Head Dia., 0.3414" Stem Dia., 4.9280" O.A.L.	
8	Intake	76-73	V-1926 Std-3-15	Chrome plated stem; 1.9400" Head Dia., 0.3414" Stem Dia., 4.8800" O.A.L.	
8	Intake	76-73	V-1926Y 15 15	Chrome plated stem; w/.708" reduced end length; 1.9400" Head Dia., 0.3564" Stem Dia., 4.8800" O.A.L.	
8	Intake, Bulk	76-73	V-1926B Std-15	Chrome plated stem; Carton of 25; 1.9400" Head Dia., 0.3410" Stem Dia., 4.8800" O.A.L.	
QTY	VALVE GUIDE	YEARS	PART NO.	DESCRIPTION	
8	Guide	76-73	VG-5038 Std Only	Loc. Int.; 0.3430" ID, 2.1200" O.A.L	
8	Guide, Bulk	76-73	VG-5038B Std Only	Loc. Int.; Carton of 50; 0.3430" ID, 2.1200" O.A.L	
QTY	VALVE SPRING	YEARS	PART NO.	DESCRIPTION	
8	Spring	76-73	VS-727 Std Only	Loc. Exh.; Incl. damper; 1.9100" Free Height	
8	Spring	76-73	VS-677 Std Only	Loc. Int.; Incl. damper; 2.0300" Free Height	
8	Spring, Bulk	76-73	VS-727B Std Only	Loc. Exh.; Incl. damper; Carton of 250; 1.9100" Free Height	
8	Spring, Bulk	76-73	VS-677B Std Only	Loc. Int.; Incl. damper; Carton of 250; 2.0300" Free Height	
QTY	VALVE SEAL	YEARS	PART NO.	DESCRIPTION	
16	Valve Stem Seal	76-73	MV-1233C Std Only	O-Ring; (RBB) Rubber	
16	Valve Stem Seal	76-73	ST-2001 Std Only	Use w/O.E. guide; Positive type; Installation requires valve guide machining; (RBBTF) Rubber/PTFE	

(continued on next page)

GM Car (Incl. Buick, Cad., Chev., Olds., Pontiac)

583 400 6.6L (6556cc) OHV V8 (16 Valve) (Chevrolet), 4.125" Bore (GMC Eng.), 4 Bbl. "VIN U" 1976-1973
(cont.)

	QTY	VALVE SEAL (cont.)	YEARS	PART NO.	DESCRIPTION
VALVE TRAIN	16	Valve Stem Seal	76-73	MV-1903 Std Only	Use w/VG-5038 repair guide; Positive type; (RBB) Rubber O-Ring; Carton of 100; (RBB) Rubber
	16	Valve Stem Seal Bulk	76-73	MV-1233 Std Only	Use w/O.E. guide; Positive type; Installation requires valve guide machining; Carton of 100; (RBBTF) Rubber/PTFE
	16	Valve Stem Seal Bulk	76-73	ST-2001BC Std Only	
	8	VALVE SEAT			
	8	Seat	76-73	245-1562-1 Std Only	Loc. Exh.; 1.5675" OD, 1.3125" ID, 0.2160" Depth
	8	Seat	76-73	245-1562-1N Std Only	Loc. Exh.; Premium Material; 1.5675" OD, 1.3125" ID, 0.2160" Depth
	8	Seat	76-73	245-2125-1 Std Only	Loc. Int.; 2.1305" OD, 1.8125" ID, 0.2480" Depth
	32	VALVE, MISC			
	32	Keeper	76-73	VK-115A Std Only	1 groove; Square cut key groove; Carton pack 24
	32	Keeper	76-73	VK-115 Std Only	1 groove; Square cut key groove; Carton pack 32
	32	Keeper	76-73	VK-115R Std Only	1 groove; Square cut key groove; Hardened
	16	Keeper, Bulk	76-73	VK-115B Std Only	1 groove; Square cut key groove; Carton of 1000
16	Spring Insert	76-73	259-203C Std Only	.015"; Carton of 100	
16	Spring Insert	76-73	259-203B Std Only	.030"; Carton of 100	
16	Spring Insert	76-73	259-203BRS Std Only	.030"; Carton of 500	
16	Spring Insert	76-73	259-203A Std Only	.060"; Carton of 100	
16	Spring Insert	76-73	259-203ARS Std Only	.060"; Carton of 500	
8	Rotocap	76-74	RC-157S Std Only	Loc. Exh.	
BLOCK	8	PISTON			
	8	Cast Piston	76-73	400AP Std-20-30-40-60	VINTAGE; Cast; .9275" Pin Dia.; 2 Rings 5/64 Groove, 1 Ring 3/16 Groove, 1.540 CD, Recessed Head .160 deep x 3.445 dia. - 8.5:1 C.R.
	8	Cast Piston - Individual	76-73	W400AP Std-20-30-40-60	VINTAGE; Cast; .9275" Pin Dia.; 2 Rings 5/64 Groove, 1 Ring 3/16 Groove, 1.540 CD, Recessed Head .160 deep x 3.445 dia. - 8.5:1 C.R.
	1	Cast Piston Set w/Prem. Rings	76-73	8K400AP 30 30-40	VINTAGE; Cast; .9275" Pin Dia.; 2 Rings 5/64 Groove, 1 Ring 3/16 Groove, 1.540 CD, Recessed Head .160 deep x 3.445 dia. - 8.5:1 C.R.
	1	RINGS			
	1	Premium Set	76-73	R-10374 30 30-60	2-5/64, 1-3/16; Speed-Pro plasma-moly Perf. ring set
	1	Premium Set	76-73	E-243K Std-20-30-40-60	VINTAGE; 2-5/64, 1-3/16; Premium Moly
	1	Standard Set	76-73	E-243X Std-20-30-40-60	VINTAGE; 2-5/64, 1-3/16; Iron
	1	ENGINE BEARINGS			
	1	Main Set	76-73	140M Std-1-1X-9-10-11-19-20	Performance; 3/4 grooved
	1	Main Set	76-73	C140M Std-1-1X-10-20	Performance; 3/4 grooved; DUROSHIELD® coated bearings
	1	Rod Set	76-73	8-2555A 10X2 10X2-20X2-30X2-40X2	A-Series aluminum bearings; Use in .002" O/S Rod Bore
	1	Rod Set	76-73	8-7095CH Std-1-10-20-30	Race Performance
	1	Rod Set	76-73	8-7100CH Std-1-1X-9-10-11-19-20-21-30	Race Performance; Chamfered on one side
	1	Rod Set	76-73	C8-7100CH Std-1-1X-10-20-30	Race Performance; DUROSHIELD® coated bearings; w/o Dowel hole; Chamfered on one side
	1	Rod Set	76-73	8-2555CA 60 60	Unplated & resizeable
	1	Rod Set	76-73	8-2555CP 10X2 + 10X2-20X2	Use in .002" O/S Rod Bore; Overplated copper-lead alloy; Superseded - When depleted use 8-2555A 10X2
	8	Rod Pair	76-73	7100CH Std-1-1X-10-20-30	Race Performance; Chamfered on one side
	8	Rod Pair	76-73	2555CA 60 60	Unplated & resizeable
	1	OIL PUMP			
	1	Oil Pump	76-73	224-4146	5/8" inlet
	1	Oil Pump	76-73	224-4143	High Volume, check pan for clearance; 5/8" inlet; Use shaft w/steel guide
	1	Inter. Shaft	76-73	224-6146E	Has steel shaft guide; Eliminates nylon shaft guide
	1	Inter. Shaft	76-73	224-6146	Use w/nylon shaft guide
1	Oil Pump Shaft Guide	76-73	224-43343	Nylon	
1	Screen Assy.	76-73	224-1246	5/8" inlet tube	
1	GASKETS				
1	Kit Gasket Set	76-73	260-1016	VINTAGE; Head bolts not incl.	
2	Head Bolt Set	76-73	260-2500 Std Only	Replacement recommended	
1	FREEZE PLUGS				
1	Brass Block Plug Kit	76-73	381-8008	VINTAGE	
1	Brass Deep Cup Freeze Plug	76-73	381-9001	VINTAGE; 1.625" Diameter	
1	Steel Deep Cup Freeze Plug	76-73	381-3095	0.500" Diameter	
1	Steel Shallow Cup Freeze Plug	76-73	381-2078	2.109" Diameter	

GM Car (Incl. Buick, Cad., Chev., Olds., Pontiac)

400 6.6L (6556cc) OHV V8 (16 Valve) (Chevrolet), 4.125" Bore (GMC Eng.), 2 Bbl. 1971-1970 584

QTY	TIMING	YEARS	PART NO.	DESCRIPTION
1	3 Piece Set	71-70	KT3-499S	Powdered Metal Crank Sprocket; w/.405" tooth width sprocket; (1) 222-499; (1) 223-390; (1) 223-391
1	Timing Chain	71-70	222-499	Use w/.405" tooth width sprocket; 46 Links
1	Crank Sprocket	71-70	223-391	Powdered metal; .405" tooth width sprocket; 18 Teeth
1	Cam Sprocket	71-70	223-390	.405" tooth width sprocket; 36 Teeth
1	Cam Sprocket	71-70	223-390N	Nylon; .405" tooth width sprocket; 36 Teeth
QTY	CAMSHAFT/LIFTER	YEARS	PART NO.	DESCRIPTION
1	Camshaft	71-70	CS-274	Hydraulic, (050) Duration at .050 Lobe Lift, 203 Exh., 194 Int., 112 Degrees Lobe Separation
1	Performance Cam	71-70	CS-1103R	Emissions Legal Cam; CARB E.O. No. D-292-1; Pro-1500 Perf. Cam; 0.42" Exh. Valve Lift, 0.398" Int. Valve Lift, Hydraulic, (050) Duration at .050 Lobe Lift, 204 Exh., 194 Int., 112 Degrees Lobe Separation
1	Performance Cam	71-70	CS-1014R	Emissions Legal Cam; CARB E.O. No. D-292-1; Pro-2000 Perf. Cam; 0.443" Exh. Valve Lift, 0.42" Int. Valve Lift, Hydraulic, (050) Duration at .050 Lobe Lift, 214 Exh., 204 Int., 112 Degrees Lobe Separation
1	Performance Cam	71-70	CS-1106R	Emissions Legal Cam; CARB E.O. No. D-292-1; Pro-3000 Perf. Cam; 0.465" Exh. Valve Lift, 0.443" Int. Valve Lift, Hydraulic, (050) Duration at .050 Lobe Lift, 224 Exh., 214 Int., 112 Degrees Lobe Separation
1	Prelube		55-403 Std Only	1.5 oz. packet
1	Prelube		55-400 Std Only	4 oz. bottle; 1.5 oz. packet No. 55-403 also avail.
16	Lifter	71-70	HT-817 Std Only	Hyd.
16	Lifter	71-70	HT-817R Std Only	Speed-Pro Hi-Revolution Hyd.
16	Lifter, Bulk	71-70	HT-817B Std Only	Hyd.; Carton of 128
16	Lifter, Bulk	71-70	HT-817RB Std Only	Speed-Pro Hi-Revolution Hyd.; Carton of 128
QTY	CAM KIT	YEARS	PART NO.	DESCRIPTION
1	Cam/Lifter Kit	71-70	KC-1103R	Emissions Legal Cam; CARB E.O. No. D-292-1; Hyd.; Pro-1500 Perf. Cam; Duration at .050", 194 Int., 204 Exh.; Valve lift .398" Int., .420" Exh.; Lobe Separation 112 Degrees; (1) 55-403B; (1) CS-1103R; (16) HT-817
1	Cam/Lifter Kit	71-70	KC-1014R	Emissions Legal Cam; CARB E.O. No. D-292-1; Hyd.; Pro-2000 Perf. Cam; Duration at .050", 204 Int., 214 Exh.; Valve lift .420" Int., .443" Exh.; Lobe Separation 112 Degrees; (1) 55-403B; (1) CS-1014R; (16) HT-817
1	Cam/Lifter Kit	71-70	KC-1106R	Emissions Legal Cam; CARB E.O. No. D-292-1; Hyd.; Pro-3000 Perf. Cam; Duration at .050", 214 Int., 224 Exh.; Valve lift .443" Int., .465" Exh.; Lobe Separation 112 Degrees; (1) 55-403B; (1) CS-1106R; (16) HT-817
1	Cam/Lifter Kit	71-70	KC-274	Hyd.; (1) 55-403B; (1) CS-274; (16) HT-817
1	Cam/Lifter/Timing Kit	71-70	KCT-274	Hyd.; w/.405" tooth width sprocket; (1) 55-403B; (1) CS-274; (16) HT-817; (1) KT3-499S
QTY	PUSH ROD	YEARS	PART NO.	DESCRIPTION
16	Push Rod	71-70	RP-3093 Std Only	7.7940" O.A.L.
16	Push Rod	71-70	RP-3212R Std-100-150-200	Chrome-Moly; 7.7900" O.A.L.
16	Push Rod, Bulk	71-70	BRP-3093 Std Only	Carton of 100; 7.7940" O.A.L.
16	Push Rod, Bulk	71-70	BRP-3212R Std-100	Chrome-Moly; Carton of 100; 7.7900" O.A.L.
QTY	ROCKER PARTS	YEARS	PART NO.	DESCRIPTION
16	Arm Assy.	71-70	R-826 Std Only	Incl. arm, ball & nut
16	Arm Assy., Bulk	71-70	R-826B Std Only	Incl. arm, ball & nut; Carton of 64
16	Arm	71-70	R-826A Std Only	
16	Rocker Arm Ball	71-70	MR-1783 Std Only	
16	Nut	71-70	MR-1751 Std Only	Self-locking, 3/8" x 24 threads
16	Stud	71-70	MR-1752 Std Only	.003" O/S; 3/8" x 24 x 2.495"
16	Stud	71-70	MR-1949 Std Only	.372" x 24 x 2.495"
QTY	VALVE	YEARS	PART NO.	DESCRIPTION
8	Exhaust	70	V-4231 Std Only	Chrome plated stem; Swirl Polish; 1.6000" Head Dia., 0.3407" Stem Dia., 4.9000" O.A.L.
8	Intake	71-70	V-1612 Std-3	VINTAGE; 1.9400" Head Dia., 0.3410" Stem Dia., 4.8800" O.A.L.
QTY	VALVE GUIDE	YEARS	PART NO.	DESCRIPTION
8	Guide	71-70	VG-5038 Std Only	Loc. Int.; 0.3430" ID, 2.1200" O.A.L.
8	Guide, Bulk	71-70	VG-5038B Std Only	Loc. Int.; Carton of 50; 0.3430" ID, 2.1200" O.A.L.
QTY	VALVE SPRING	YEARS	PART NO.	DESCRIPTION
8	Spring	71-70	VS-677 Std Only	Loc. Exh.; Incl. damper; 2.0300" Free Height
8	Spring	71-70	VS-739R Std Only	Loc. Exh.; Optional-H/D; 2.0000" Free Height
8	Spring	71-70	VS-677 Std Only	Loc. Int.; Incl. damper; 2.0300" Free Height
8	Spring	71-70	VS-739R Std Only	Loc. Int.; Optional-H/D; 2.0000" Free Height
8	Spring, Bulk	71-70	VS-677B Std Only	Loc. Exh.; Incl. damper; Carton of 250; 2.0300" Free Height
8	Spring, Bulk	71-70	VS-739RB Std Only	Loc. Exh.; Optional-H/D; Carton of 300; 2.0000" Free Height

VALVE TRAIN

VALVE TRAIN

(continued on next page)

GM Car (Incl. Buick, Cad., Chev., Olds., Pontiac)

584 400 6.6L (6556cc) OHV V8 (16 Valve) (Chevrolet), 4.125" Bore (GMC Eng.), 2 Bbl. 1971-1970
(cont.)

	QTY	VALVE SPRING (cont.)	YEARS	PART NO.	DESCRIPTION
VALVE TRAIN	8	Spring, Bulk	71-70	VS-677B Std Only	Loc. Int.; Incl. damper; Carton of 250; 2.0300" Free Height
	8	Spring, Bulk	71-70	VS-739RB Std Only	Loc. Int.; Optional-H/D; Carton of 300; 2.0000" Free Height
	16	Valve Stem Seal	71-70	MV-1233C Std Only	O-Ring; (RBB) Rubber
	16	Valve Stem Seal	71-70	ST-2001 Std Only	Use w/O.E. guide; Positive type; Installation requires valve guide machining; (RBBTF) Rubber/PTFE
	16	Valve Stem Seal	71-70	MV-1903 Std Only	Use w/VG-5038 repair guide; Positive type; (RBB) Rubber
	16	Valve Stem Seal Bulk	71-70	MV-1233 Std Only	O-Ring; Carton of 100; (RBB) Rubber
	16	Valve Stem Seal Bulk	71-70	ST-2001BC Std Only	Use w/O.E. guide; Positive type; Installation requires valve guide machining; Carton of 100; (RBBTF) Rubber/PTFE
	8	Seat	71-70	245-1687-2 Std Only	Loc. Exh.; 1.6925" OD, 1.4375" ID, 0.2160" Depth
	8	Seat	71-70	245-1687-2N Std Only	Loc. Exh.; Premium Material; 1.6925" OD, 1.4375" ID, 0.2160" Depth
	8	Seat	71-70	245-2125-1 Std Only	Loc. Int.; 2.1305" OD, 1.8125" ID, 0.2480" Depth
VALVE TRAIN	32	Keeper	71-70	VK-115A Std Only	1 groove; Square cut key groove; Carton pack 24
	32	Keeper	71-70	VK-115 Std Only	1 groove; Square cut key groove; Carton pack 32
	32	Keeper	71-70	VK-115R Std Only	1 groove; Square cut key groove; Hardened
	32	Keeper, Bulk	71-70	VK-115B Std Only	1 groove; Square cut key groove; Carton of 1000
	16	Spring Insert	71-70	259-203C Std Only	.015"; Carton of 100
	16	Spring Insert	71-70	259-203B Std Only	.030"; Carton of 100
	16	Spring Insert	71-70	259-203BRS Std Only	.030"; Carton of 500
	16	Spring Insert	71-70	259-203A Std Only	.060"; Carton of 100
	16	Spring Insert	71-70	259-203ARS Std Only	.060"; Carton of 500
	BLOCK	8	Cast Piston	71-70	400AP Std-20-30-40-60
8		Cast Piston - Individual	71-70	W400AP Std-20-30-40-60	VINTAGE; Cast; .9275" Pin Dia.; 2 Rings 5/64 Groove, 1 Ring 3/16 Groove, 1.540 CD, Recessed Head .160 deep x 3.445 dia. - 8.5:1 C.R.
1		Cast Piston Set w/Prem. Rings	71-70	8K400AP 30 30-40	VINTAGE; Cast; .9275" Pin Dia.; 2 Rings 5/64 Groove, 1 Ring 3/16 Groove, 1.540 CD, Recessed Head .160 deep x 3.445 dia. - 8.5:1 C.R.
8		POWERFORGED	70	L-2352F 30 30-40-60	Powerforged; 0.9272" Pin Dia.; 2 Rings 5/64 Groove, 1 Ring 3/16 Groove, 1.555 CD, .083 dish, 4 reliefs; DUROSHIELD® skirt coated piston
8		POWERFORGED Piston-Individual	70	WL-2352F 30 30-40	Powerforged; 0.9272" Pin Dia.; 2 Rings 5/64 Groove, 1 Ring 3/16 Groove, 1.555 CD, .083 dish, 4 reliefs; DUROSHIELD® skirt coated piston
1		Premium Set	71-70	R-10374 30 30-60	2-5/64, 1-3/16; Speed-Pro plasma-moly Perf. ring set
1		Premium Set	71-70	E-243K Std-20-30-40-60	VINTAGE; 2-5/64, 1-3/16; Premium Moly
1		Standard Set	71-70	E-243X Std-20-30-40-60	VINTAGE; 2-5/64, 1-3/16; Iron
1		Main Set	71-70	140M Std-1-1X-9-10-11-19-20	Performance; 3/4 grooved
1		Main Set	71-70	C140M Std-1-1X-10-20	Performance; 3/4 grooved; DUROSHIELD® coated bearings
BLOCK	1	Main Set	71-70	4926MA Std-1-10-20-30	VINTAGE; A-Series aluminum bearings
	1	Rod Set	71-70	8-2555A Std-1-10-20-30-40-50-60	A-Series aluminum bearings
	1	Rod Set	71-70	8-2555A 10X2 10X2-20X2-30X2-40X2	A-Series aluminum bearings; Use in .002" O/S Rod Bore
	1	Rod Set	71-70	8-7095CH Std-1-10-20-30	Race Performance
	1	Rod Set	71-70	8-7100CH Std-1-1X-9-10-11-19-20-21-30	Race Performance; Chamfered on one side
	1	Rod Set	71-70	C8-7100CH Std-1-1X-10-20-30	Race Performance; DUROSHIELD® coated bearings; w/o Dowel hole; Chamfered on one side
	1	Rod Set	71-70	8-2555CA 60 60	Unplated & resizeable
	1	Rod Set	71-70	8-2555CP 10X2 + 10X2-20X2	Use in .002" O/S Rod Bore; Overplated copper-lead alloy; Superseded - When depleted use 8-2555A 10X2
	8	Rod Pair	71-70	7100CH Std-1-1X-10-20-30	Race Performance; Chamfered on one side
	8	Rod Pair	71-70	2555CA 60 60	Unplated & resizeable
1	Cam Set	71-70	1235M Std-1-10	Babbitt material; Full round design	
BLOCK	1	Oil Pump	71-70	224-4146	5/8" inlet
	1	Oil Pump Shaft Guide	71-70	224-43343	Nylon
1	Kit Gasket Set	71-70	260-1016	VINTAGE; Head bolts not incl.	

(continued on next page)

GM Car (Incl. Buick, Cad., Chev., Olds., Pontiac)

400 6.6L (6556cc) OHV V8 (16 Valve) (Chevrolet), 4.125" Bore (GMC Eng.), 2 Bbl. 1971-1970 **584**
(cont.)

QTY	GASKETS (cont.)	YEARS	PART NO.	DESCRIPTION
2	Head Bolt Set	71-70	260-2500 Std Only	Replacement recommended
QTY	FREEZE PLUGS	YEARS	PART NO.	DESCRIPTION
1	Brass Block Plug Kit	71-70	381-8008	VINTAGE
1	Brass Deep Cup Freeze Plug	71-70	381-9001	VINTAGE; 1.625" Diameter
1	Steel Deep Cup Freeze Plug	71-70	381-3095	0.500" Diameter
1	Steel Shallow Cup Freeze Plug	71-70	381-2078	2.109" Diameter

401 6.6L (6572cc) OHV V8 (16 Valve) (Buick), 4.1875" Bore (GMC Eng.), 2 Bbl. "Eng. Code 2I" 1962 **585**

QTY	TIMING	YEARS	PART NO.	DESCRIPTION
1	3 Piece Set	62	KT3-359S	VINTAGE; (1) 222-359; (1) 223-323; (1) 223-334
1	Timing Chain	62	222-491	52 Links
1	Crank Sprocket	62	223-276	VINTAGE; 19 Teeth
QTY	CAMSHAFT/LIFTER	YEARS	PART NO.	DESCRIPTION
16	Lifter	62	HT-896 Std Only	VINTAGE; Hyd.
16	Lifter, Bulk	62	HT-896B Std Only	VINTAGE; Hyd.; Carton of 126
QTY	PUSH ROD	YEARS	PART NO.	DESCRIPTION
16	Push Rod	62	RP-3173 Std Only	VINTAGE; 8.7230" O.A.L.
QTY	VALVE	YEARS	PART NO.	DESCRIPTION
8	Exhaust	62	V-1654 Std Only	VINTAGE; 1.5000" Head Dia., 0.3715" Stem Dia., 4.7880" O.A.L.
8	Intake	62	V-1415 Std Only	VINTAGE; 1.8740" Head Dia., 0.3726" Stem Dia., 4.7953" O.A.L.
QTY	VALVE GUIDE	YEARS	PART NO.	DESCRIPTION
8	Guide	62	VG-628 Std Only	VINTAGE; Loc. Exhaust; 0.3745" ID, 2.7500" O.A.L
8	Guide	62	VG-628 Std Only	VINTAGE; Loc. Intake; 0.3745" ID, 2.7500" O.A.L
QTY	VALVE SPRING	YEARS	PART NO.	DESCRIPTION
16	Spring	62	VS-527 Std Only	VINTAGE; Loc. Inner; 2.0100" Free Height
16	Spring	62	VS-612 Std Only	VINTAGE; Loc. Outer; 2.0700" Free Height
QTY	VALVE SEAL	YEARS	PART NO.	DESCRIPTION
16	Valve Stem Seal	62	ST-2014 Std Only	Positive type; Installation requires valve guide machining; (TFL) PTFE
16	Valve Stem Seal Bulk	62	ST-2014BC Std Only	Positive type; Installation requires valve guide machining; Carton of 100; (TFL) PTFE
QTY	VALVE SEAT	YEARS	PART NO.	DESCRIPTION
8	Seat	62	245-1562-1 Std Only	Loc. Exh.; 1.5675" OD, 1.3125" ID, 0.2160" Depth
8	Seat	62	245-1562-1N Std Only	Loc. Exh.; Premium Material; 1.5675" OD, 1.3125" ID, 0.2160" Depth
8	Seat	62	245-2000-1 Std Only	Loc. Int.; 2.0055" OD, 1.7500" ID, 0.2160" Depth
QTY	VALVE, MISC	YEARS	PART NO.	DESCRIPTION
32	Keeper	62	VK-97 Std Only	VINTAGE; 1 groove; Square cut key groove
16	Spring Insert	62	259-100A Std Only	.060"; Carton of 100
16	Spring Insert	62	259-100B Std Only	VINTAGE; .030"; Carton of 100

QTY	PISTON	YEARS	PART NO.	DESCRIPTION
8	Cast Piston	62	69P 30 30-40-60	VINTAGE; Cast; .9999" Pin Dia.; 2 Rings 5/64 Groove, 1 Ring 3/16 Groove, 1.905 plus .374 crown CD, Domed Head - 9.8:1 C.R.
8	Cast Piston - Individual	62	W69P 30 30-40-60	VINTAGE; Cast; .9999" Pin Dia.; 2 Rings 5/64 Groove, 1 Ring 3/16 Groove, 1.905 plus .374 crown CD, Domed Head - 9.8:1 C.R.
QTY	RINGS	YEARS	PART NO.	DESCRIPTION
1	Standard Set	62	E-287X Std-30-40	VINTAGE; 2-5/64, 1-3/16; Iron
QTY	ENGINE BEARINGS	YEARS	PART NO.	DESCRIPTION
1	Main Set	62	4265M Std-10	VINTAGE
1	Rod Set	62	8-3320CP Std-10-20-30	VINTAGE
8	Rod Pair	62	3320CP Std-10-20-30	VINTAGE
1	Cam Set	62	1269M Std Only	VINTAGE
QTY	OIL PUMP	YEARS	PART NO.	DESCRIPTION
1	Oil Pump	62	224-415	VINTAGE

401 6.6L (6572cc) OHV V8 (16 Valve) (Buick), 4.1875" Bore (GMC Eng.), 4 Bbl. "Eng. Code 4G" 1960 **586**

QTY	TIMING	YEARS	PART NO.	DESCRIPTION
1	Timing Chain	60	222-491	52 Links
1	Crank Sprocket	60	223-276	VINTAGE; 19 Teeth
QTY	CAMSHAFT/LIFTER	YEARS	PART NO.	DESCRIPTION
16	Lifter	60	HT-896 Std Only	VINTAGE; Hyd.

(continued on next page)

GM Car (Incl. Buick, Cad., Chev., Olds., Pontiac)

586 401 6.6L (6572cc) OHV V8 (16 Valve) (Buick), 4.1875" Bore (GMC Eng.), 4 Bbl. "Eng. Code 4G" 1960
(cont.)

	QTY	CAMSHAFT/LIFTER	YEARS	PART NO.	DESCRIPTION
VALVE TRAIN	16	(cont.) Lifter, Bulk	60	HT-896B Std Only	VINTAGE; Hyd.; Carton of 126
	16	PUSH ROD Push Rod	60	RP-3173 Std Only	VINTAGE; 8.7230" O.A.L.
	8	VALVE Exhaust	60	V-1654 Std Only	VINTAGE; 1.5000" Head Dia., 0.3715" Stem Dia., 4.7880" O.A.L.
	8	Intake	60	V-1415 Std Only	VINTAGE; 1.8740" Head Dia., 0.3726" Stem Dia., 4.7953" O.A.L.
	8	VALVE GUIDE Guide	60	VG-628 Std Only	VINTAGE; Loc. Exhaust; 0.3745" ID, 2.7500" O.A.L
	8	Guide	60	VG-628 Std Only	VINTAGE; Loc. Intake; 0.3745" ID, 2.7500" O.A.L
	16	VALVE SPRING Spring	60	VS-527 Std Only	VINTAGE; Loc. Inner; 2.0100" Free Height
	16	Spring	60	VS-612 Std Only	VINTAGE; Loc. Outer; 2.0700" Free Height
	16	VALVE SEAL Valve Stem Seal	60	ST-2014 Std Only	Positive type; Installation requires valve guide machining; (TFL) PTFE
	16	Valve Stem Seal Bulk	60	ST-2014BC Std Only	Positive type; Installation requires valve guide machining; Carton of 100; (TFL) PTFE
	8	VALVE SEAT Seat	60	245-1562-1 Std Only	Loc. Exh.; 1.5675" OD, 1.3125" ID, 0.2160" Depth
	8	Seat	60	245-1562-1N Std Only	Loc. Exh.; Premium Material; 1.5675" OD, 1.3125" ID, 0.2160" Depth
	8	Seat	60	245-2000-1 Std Only	Loc. Int.; 2.0055" OD, 1.7500" ID, 0.2160" Depth
BLOCK	32	VALVE, MISC Keeper	60	VK-97 Std Only	VINTAGE; 1 groove; Square cut key groove
	16	Spring Insert	60	259-100A Std Only	.060"; Carton of 100
	16	Spring Insert	60	259-100B Std Only	VINTAGE; .030"; Carton of 100
	8	PISTON Cast Piston	60	69P 30 30-40-60	VINTAGE; Cast; .9999" Pin Dia.; 2 Rings 5/64 Groove, 1 Ring 3/16 Groove, 1.905 plus .374 crown CD, Domed Head - 9.8:1 C.R.
	8	Cast Piston - Individual	60	W69P 30 30-40-60	VINTAGE; Cast; .9999" Pin Dia.; 2 Rings 5/64 Groove, 1 Ring 3/16 Groove, 1.905 plus .374 crown CD, Domed Head - 9.8:1 C.R.
	1	RINGS Standard Set	60	E-287X Std-30-40	VINTAGE; 2-5/64, 1-3/16; Iron
	1	ENGINE BEARINGS Main Set	60	4265M Std-10	VINTAGE
	1	Rod Set	60	8-3320CP Std-10-20-30	VINTAGE
	8	Rod Pair	60	3320CP Std-10-20-30	VINTAGE
	1	Cam Set	60	1269M Std Only	VINTAGE

587 401 6.6L (6572cc) OHV V8 (16 Valve) (Buick), 4.1875" Bore (GMC Eng.), 4 Bbl. "Eng. Code 4H" 1961

	QTY	TIMING	YEARS	PART NO.	DESCRIPTION
VALVE TRAIN	1	3 Piece Set	61	KT3-359S	VINTAGE; (1) 222-359; (1) 223-323; (1) 223-334
	1	Timing Chain	61	222-491	52 Links
	1	Crank Sprocket	61	223-276	VINTAGE; 19 Teeth
	16	CAMSHAFT/LIFTER Lifter	61	HT-896 Std Only	VINTAGE; Hyd.
	16	Lifter, Bulk	61	HT-896B Std Only	VINTAGE; Hyd.; Carton of 126
	16	PUSH ROD Push Rod	61	RP-3173 Std Only	VINTAGE; 8.7230" O.A.L.
	8	VALVE Exhaust	61	V-1654 Std Only	VINTAGE; 1.5000" Head Dia., 0.3715" Stem Dia., 4.7880" O.A.L.
	8	Intake	61	V-1415 Std Only	VINTAGE; 1.8740" Head Dia., 0.3726" Stem Dia., 4.7953" O.A.L.
	8	VALVE GUIDE Guide	61	VG-628 Std Only	VINTAGE; Loc. Exhaust; 0.3745" ID, 2.7500" O.A.L
	8	Guide	61	VG-628 Std Only	VINTAGE; Loc. Intake; 0.3745" ID, 2.7500" O.A.L
	16	VALVE SPRING Spring	61	VS-527 Std Only	VINTAGE; Loc. Inner; 2.0100" Free Height
	16	Spring	61	VS-612 Std Only	VINTAGE; Loc. Outer; 2.0700" Free Height

(continued on next page)

GM Car (Incl. Buick, Cad., Chev., Olds., Pontiac)

401 6.6L (6572cc) OHV V8 (16 Valve) (Buick), 4.1875" Bore (GMC Eng.), 4 Bbl. "Eng. Code 4H" 1961 587 (cont.)

QTY	VALVE SEAL	YEARS	PART NO.	DESCRIPTION
16	Valve Stem Seal	61	ST-2014 Std Only	Positive type; Installation requires valve guide machining; (TFL) PTFE
16	Valve Stem Seal Bulk	61	ST-2014BC Std Only	Positive type; Installation requires valve guide machining; Carton of 100; (TFL) PTFE
QTY	VALVE SEAT	YEARS	PART NO.	DESCRIPTION
8	Seat	61	245-1562-1 Std Only	Loc. Exh.; 1.5675" OD, 1.3125" ID, 0.2160" Depth
8	Seat	61	245-1562-1N Std Only	Loc. Exh.; Premium Material; 1.5675" OD, 1.3125" ID, 0.2160" Depth
8	Seat	61	245-2000-1 Std Only	Loc. Int.; 2.0055" OD, 1.7500" ID, 0.2160" Depth
QTY	VALVE, MISC	YEARS	PART NO.	DESCRIPTION
32	Keeper	61	VK-97 Std Only	VINTAGE; 1 groove; Square cut key groove
16	Spring Insert	61	259-100A Std Only	.060"; Carton of 100
16	Spring Insert	61	259-100B Std Only	VINTAGE; .030"; Carton of 100
QTY	PISTON	YEARS	PART NO.	DESCRIPTION
8	Cast Piston	61	69P 30 30-40-60	VINTAGE; Cast; .9999" Pin Dia.; 2 Rings 5/64 Groove, 1 Ring 3/16 Groove, 1.905 plus .374 crown CD, Domed Head - 9.8:1 C.R.
8	Cast Piston - Individual	61	W69P 30 30-40-60	VINTAGE; Cast; .9999" Pin Dia.; 2 Rings 5/64 Groove, 1 Ring 3/16 Groove, 1.905 plus .374 crown CD, Domed Head - 9.8:1 C.R.
QTY	RINGS	YEARS	PART NO.	DESCRIPTION
1	Standard Set	61	E-287X Std-30-40	VINTAGE; 2-5/64, 1-3/16; Iron
QTY	ENGINE BEARINGS	YEARS	PART NO.	DESCRIPTION
1	Main Set	61	4265M Std-10	VINTAGE
1	Rod Set	61	8-3320CP Std-10-20-30	VINTAGE
8	Rod Pair	61	3320CP Std-10-20-30	VINTAGE
1	Cam Set	61	1269M Std Only	VINTAGE

401 6.6L (6572cc) OHV V8 (16 Valve) (Buick), 4.1875" Bore (GMC Eng.), 4 Bbl. "Eng. Code 4I" 1962 588

QTY	TIMING	YEARS	PART NO.	DESCRIPTION
1	3 Piece Set	62	KT3-359S	VINTAGE; (1) 222-359; (1) 223-323; (1) 223-334
1	Timing Chain	62	222-491	52 Links
1	Crank Sprocket	62	223-276	VINTAGE; 19 Teeth
QTY	CAMSHAFT/LIFTER	YEARS	PART NO.	DESCRIPTION
16	Lifter	62	HT-896 Std Only	VINTAGE; Hyd.
16	Lifter, Bulk	62	HT-896B Std Only	VINTAGE; Hyd.; Carton of 126
QTY	PUSH ROD	YEARS	PART NO.	DESCRIPTION
16	Push Rod	62	RP-3173 Std Only	VINTAGE; 8.7230" O.A.L.
QTY	VALVE	YEARS	PART NO.	DESCRIPTION
8	Exhaust	62	V-1654 Std Only	VINTAGE; 1.5000" Head Dia., 0.3715" Stem Dia., 4.7880" O.A.L.
8	Intake	62	V-1415 Std Only	VINTAGE; 1.8740" Head Dia., 0.3726" Stem Dia., 4.7953" O.A.L.
QTY	VALVE GUIDE	YEARS	PART NO.	DESCRIPTION
8	Guide	62	VG-628 Std Only	VINTAGE; Loc. Exhaust; 0.3745" ID, 2.7500" O.A.L
8	Guide	62	VG-628 Std Only	VINTAGE; Loc. Intake; 0.3745" ID, 2.7500" O.A.L
QTY	VALVE SPRING	YEARS	PART NO.	DESCRIPTION
16	Spring	62	VS-527 Std Only	VINTAGE; Loc. Inner; 2.0100" Free Height
16	Spring	62	VS-612 Std Only	VINTAGE; Loc. Outer; 2.0700" Free Height
QTY	VALVE SEAL	YEARS	PART NO.	DESCRIPTION
16	Valve Stem Seal	62	ST-2014 Std Only	Positive type; Installation requires valve guide machining; (TFL) PTFE
16	Valve Stem Seal Bulk	62	ST-2014BC Std Only	Positive type; Installation requires valve guide machining; Carton of 100; (TFL) PTFE
QTY	VALVE SEAT	YEARS	PART NO.	DESCRIPTION
8	Seat	62	245-1562-1 Std Only	Loc. Exh.; 1.5675" OD, 1.3125" ID, 0.2160" Depth
8	Seat	62	245-1562-1N Std Only	Loc. Exh.; Premium Material; 1.5675" OD, 1.3125" ID, 0.2160" Depth
8	Seat	62	245-2000-1 Std Only	Loc. Int.; 2.0055" OD, 1.7500" ID, 0.2160" Depth
QTY	VALVE, MISC	YEARS	PART NO.	DESCRIPTION
32	Keeper	62	VK-97 Std Only	VINTAGE; 1 groove; Square cut key groove
16	Spring Insert	62	259-100A Std Only	.060"; Carton of 100
16	Spring Insert	62	259-100B Std Only	VINTAGE; .030"; Carton of 100
QTY	PISTON	YEARS	PART NO.	DESCRIPTION
8	Cast Piston	62	69P 30 30-40-60	VINTAGE; Cast; .9999" Pin Dia.; 2 Rings 5/64 Groove, 1 Ring 3/16 Groove, 1.905 plus .374 crown CD, Domed Head - 9.8:1 C.R.

(continued on next page)

GM Car (Incl. Buick, Cad., Chev., Olds., Pontiac)

588 401 6.6L (6572cc) OHV V8 (16 Valve) (Buick), 4.1875" Bore (GMC Eng.), 4 Bbl. "Eng. Code 4I" 1962
(cont.)

BLOCK	QTY	PISTON (cont.)	YEARS	PART NO.	DESCRIPTION	BLOCK
	8	Cast Piston - Individual	62	W69P 30 30-40-60	VINTAGE; Cast; .9999" Pin Dia.; 2 Rings 5/64 Groove, 1 Ring 3/16 Groove, 1.905 plus .374 crown CD, Domed Head - 9.8:1 C.R.	
	QTY	RINGS	YEARS	PART NO.	DESCRIPTION	
	1	Standard Set	62	E-287X Std-30-40	VINTAGE; 2-5/64, 1-3/16; Iron	
	QTY	ENGINE BEARINGS	YEARS	PART NO.	DESCRIPTION	
	1	Main Set	62	4265M Std-10	VINTAGE	
	1	Rod Set	62	8-3320CP Std-10-20-30	VINTAGE	
	8	Rod Pair	62	3320CP Std-10-20-30	VINTAGE	
	1	Cam Set	62	1269M Std Only	VINTAGE	
	QTY	OIL PUMP	YEARS	PART NO.	DESCRIPTION	
	1	Oil Pump	62	224-415	VINTAGE	

589 401 6.6L (6572cc) OHV V8 (16 Valve) (Buick), 4.1875" Bore (GMC Eng.), 2 Bbl. "Eng. Code JR" 1963

VALVE TRAIN	QTY	TIMING	YEARS	PART NO.	DESCRIPTION	VALVE TRAIN
	1	3 Piece Set	63	KT3-359S	VINTAGE; (1) 222-359; (1) 223-323; (1) 223-334	
	1	Timing Chain	63	222-491	52 Links	
	1	Crank Sprocket	63	223-276	VINTAGE; 19 Teeth	
	QTY	CAMSHAFT/LIFTER	YEARS	PART NO.	DESCRIPTION	
	16	Lifter	63	HT-896 Std Only	VINTAGE; Hyd.	
	16	Lifter, Bulk	63	HT-896B Std Only	VINTAGE; Hyd.; Carton of 126	
	QTY	PUSH ROD	YEARS	PART NO.	DESCRIPTION	
	16	Push Rod	63	RP-3173 Std Only	VINTAGE; 8.7230" O.A.L.	
	QTY	VALVE	YEARS	PART NO.	DESCRIPTION	
	8	Exhaust	63	V-1654 Std Only	VINTAGE; 1.5000" Head Dia., 0.3715" Stem Dia., 4.7880" O.A.L.	
	8	Intake	63	V-1415 Std Only	VINTAGE; 1.8740" Head Dia., 0.3726" Stem Dia., 4.7953" O.A.L.	
	QTY	VALVE GUIDE	YEARS	PART NO.	DESCRIPTION	
	8	Guide	63	VG-628 Std Only	VINTAGE; Loc. Exhaust; 0.3745" ID, 2.7500" O.A.L	
	8	Guide	63	VG-628 Std Only	VINTAGE; Loc. Intake; 0.3745" ID, 2.7500" O.A.L	
	QTY	VALVE SPRING	YEARS	PART NO.	DESCRIPTION	
	16	Spring	63	VS-527 Std Only	VINTAGE; Loc. Inner; 2.0100" Free Height	
	16	Spring	63	VS-612 Std Only	VINTAGE; Loc. Outer; 2.0700" Free Height	
	QTY	VALVE SEAL	YEARS	PART NO.	DESCRIPTION	
	16	Valve Stem Seal	63	ST-2014 Std Only	Positive type; Installation requires valve guide machining; (TFL) PTFE	
	16	Valve Stem Seal Bulk	63	ST-2014BC Std Only	Positive type; Installation requires valve guide machining; Carton of 100; (TFL) PTFE	
	QTY	VALVE SEAT	YEARS	PART NO.	DESCRIPTION	
	8	Seat	63	245-1562-1 Std Only	Loc. Exh.; 1.5675" OD, 1.3125" ID, 0.2160" Depth	
	8	Seat	63	245-1562-1N Std Only	Loc. Exh.; Premium Material; 1.5675" OD, 1.3125" ID, 0.2160" Depth	
	8	Seat	63	245-2000-1 Std Only	Loc. Int.; 2.0055" OD, 1.7500" ID, 0.2160" Depth	
	QTY	VALVE, MISC	YEARS	PART NO.	DESCRIPTION	
	32	Keeper	63	VK-97 Std Only	VINTAGE; 1 groove; Square cut key groove	
	16	Spring Insert	63	259-100A Std Only	.060"; Carton of 100	
	16	Spring Insert	63	259-100B Std Only	VINTAGE; .030"; Carton of 100	
BLOCK	QTY	PISTON	YEARS	PART NO.	DESCRIPTION	BLOCK
	8	Cast Piston	63	69P 30 30-40-60	VINTAGE; Cast; .9999" Pin Dia.; 2 Rings 5/64 Groove, 1 Ring 3/16 Groove, 1.905 plus .374 crown CD, Domed Head - 9.8:1 C.R.	
	8	Cast Piston - Individual	63	W69P 30 30-40-60	VINTAGE; Cast; .9999" Pin Dia.; 2 Rings 5/64 Groove, 1 Ring 3/16 Groove, 1.905 plus .374 crown CD, Domed Head - 9.8:1 C.R.	
	QTY	RINGS	YEARS	PART NO.	DESCRIPTION	
	1	Standard Set	63	E-287X Std-30-40	VINTAGE; 2-5/64, 1-3/16; Iron	
	QTY	ENGINE BEARINGS	YEARS	PART NO.	DESCRIPTION	
	1	Main Set	63	4265M Std-10	VINTAGE	
	1	Rod Set	63	8-3320CP Std-10-20-30	VINTAGE	
	8	Rod Pair	63	3320CP Std-10-20-30	VINTAGE	
	1	Cam Set	63	1269M Std Only	VINTAGE	
	QTY	OIL PUMP	YEARS	PART NO.	DESCRIPTION	
	1	Oil Pump	63	224-415	VINTAGE	

GM Car (Incl. Buick, Cad., Chev., Olds., Pontiac)

401 6.6L (6572cc) OHV V8 (16 Valve) (Buick), 4.1875" Bore (GMC Eng.), 2 Bbl. "Eng. Code JS" 1963 590

VALVE TRAIN	QTY	TIMING	YEARS	PART NO.	DESCRIPTION
	1	3 Piece Set	63	KT3-359S	VINTAGE; (1) 222-359; (1) 223-323; (1) 223-334
	1	Timing Chain	63	222-491	52 Links
	1	Crank Sprocket	63	223-276	VINTAGE; 19 Teeth
	QTY	CAMSHAFT/LIFTER	YEARS	PART NO.	DESCRIPTION
	16	Lifter	63	HT-896 Std Only	VINTAGE; Hyd.
	16	Lifter, Bulk	63	HT-896B Std Only	VINTAGE; Hyd.; Carton of 126
	QTY	PUSH ROD	YEARS	PART NO.	DESCRIPTION
	16	Push Rod	63	RP-3173 Std Only	VINTAGE; 8.7230" O.A.L.
	QTY	VALVE	YEARS	PART NO.	DESCRIPTION
	8	Exhaust	63	V-1654 Std Only	VINTAGE; 1.5000" Head Dia., 0.3715" Stem Dia., 4.7880" O.A.L.
	8	Intake	63	V-1415 Std Only	VINTAGE; 1.8740" Head Dia., 0.3726" Stem Dia., 4.7953" O.A.L.
	QTY	VALVE GUIDE	YEARS	PART NO.	DESCRIPTION
	8	Guide	63	VG-628 Std Only	VINTAGE; Loc. Exhaust; 0.3745" ID, 2.7500" O.A.L
	8	Guide	63	VG-628 Std Only	VINTAGE; Loc. Intake; 0.3745" ID, 2.7500" O.A.L
	QTY	VALVE SPRING	YEARS	PART NO.	DESCRIPTION
	16	Spring	63	VS-527 Std Only	VINTAGE; Loc. Inner; 2.0100" Free Height
	16	Spring	63	VS-612 Std Only	VINTAGE; Loc. Outer; 2.0700" Free Height
	QTY	VALVE SEAL	YEARS	PART NO.	DESCRIPTION
	16	Valve Stem Seal	63	ST-2014 Std Only	Positive type; Installation requires valve guide machining; (TFL) PTFE
	16	Valve Stem Seal Bulk	63	ST-2014BC Std Only	Positive type; Installation requires valve guide machining; Carton of 100; (TFL) PTFE
	QTY	VALVE SEAT	YEARS	PART NO.	DESCRIPTION
	8	Seat	63	245-1562-1 Std Only	Loc. Exh.; 1.5675" OD, 1.3125" ID, 0.2160" Depth
	8	Seat	63	245-1562-1N Std Only	Loc. Exh.; Premium Material; 1.5675" OD, 1.3125" ID, 0.2160" Depth
	8	Seat	63	245-2000-1 Std Only	Loc. Int.; 2.0055" OD, 1.7500" ID, 0.2160" Depth
	QTY	VALVE, MISC	YEARS	PART NO.	DESCRIPTION
	32	Keeper	63	VK-97 Std Only	VINTAGE; 1 groove; Square cut key groove
	16	Spring Insert	63	259-100A Std Only	.060"; Carton of 100
	16	Spring Insert	63	259-100B Std Only	VINTAGE; .030"; Carton of 100
	QTY	PISTON	YEARS	PART NO.	DESCRIPTION
	8	Cast Piston	63	69P 30 30-40-60	VINTAGE; Cast; .9999" Pin Dia.; 2 Rings 5/64 Groove, 1 Ring 3/16 Groove, 1.905 plus .374 crown CD, Domed Head - 9.8:1 C.R.
	8	Cast Piston - Individual	63	W69P 30 30-40-60	VINTAGE; Cast; .9999" Pin Dia.; 2 Rings 5/64 Groove, 1 Ring 3/16 Groove, 1.905 plus .374 crown CD, Domed Head - 9.8:1 C.R.
	QTY	RINGS	YEARS	PART NO.	DESCRIPTION
	1	Standard Set	63	E-287X Std-30-40	VINTAGE; 2-5/64, 1-3/16; Iron
	QTY	ENGINE BEARINGS	YEARS	PART NO.	DESCRIPTION
	1	Main Set	63	4265M Std-10	VINTAGE
	1	Rod Set	63	8-3320CP Std-10-20-30	VINTAGE
	8	Rod Pair	63	3320CP Std-10-20-30	VINTAGE
	1	Cam Set	63	1269M Std Only	VINTAGE
	QTY	OIL PUMP	YEARS	PART NO.	DESCRIPTION
	1	Oil Pump	63	224-415	VINTAGE

401 6.6L (6572cc) OHV V8 (16 Valve) (Buick), 4.1875" Bore (GMC Eng.), 4 Bbl. "Eng. Code JT" 1963 591

VALVE TRAIN	QTY	TIMING	YEARS	PART NO.	DESCRIPTION
	1	3 Piece Set	63	KT3-359S	VINTAGE; (1) 222-359; (1) 223-323; (1) 223-334
	1	Timing Chain	63	222-491	52 Links
	1	Crank Sprocket	63	223-276	VINTAGE; 19 Teeth
	QTY	CAMSHAFT/LIFTER	YEARS	PART NO.	DESCRIPTION
	16	Lifter	63	HT-896 Std Only	VINTAGE; Hyd.
	16	Lifter, Bulk	63	HT-896B Std Only	VINTAGE; Hyd.; Carton of 126
	QTY	PUSH ROD	YEARS	PART NO.	DESCRIPTION
	16	Push Rod	63	RP-3173 Std Only	VINTAGE; 8.7230" O.A.L.
	QTY	VALVE	YEARS	PART NO.	DESCRIPTION
	8	Exhaust	63	V-1654 Std Only	VINTAGE; 1.5000" Head Dia., 0.3715" Stem Dia., 4.7880" O.A.L.
	8	Intake	63	V-1415 Std Only	VINTAGE; 1.8740" Head Dia., 0.3726" Stem Dia., 4.7953" O.A.L.
	QTY	VALVE GUIDE	YEARS	PART NO.	DESCRIPTION
	8	Guide	63	VG-628 Std Only	VINTAGE; Loc. Exhaust; 0.3745" ID, 2.7500" O.A.L

(continued on next page)

GM Car (Incl. Buick, Cad., Chev., Olds., Pontiac)

591 401 6.6L (6572cc) OHV V8 (16 Valve) (Buick), 4.1875" Bore (GMC Eng.), 4 Bbl. "Eng. Code JT" 1963
(cont.)

VALVE TRAIN	QTY	VALVE GUIDE (cont.)	YEARS	PART NO.	DESCRIPTION	VALVE TRAIN
	8	Guide	63	VG-628 Std Only	VINTAGE; Loc. Intake; 0.3745" ID, 2.7500" O.A.L.	
	16	Spring	63	VS-527 Std Only	VINTAGE; Loc. Inner; 2.0100" Free Height	
	16	Spring	63	VS-612 Std Only	VINTAGE; Loc. Outer; 2.0700" Free Height	
	16	Valve Stem Seal	63	ST-2014 Std Only	Positive type; Installation requires valve guide machining; (TFL) PTFE	
	16	Valve Stem Seal Bulk	63	ST-2014BC Std Only	Positive type; Installation requires valve guide machining; Carton of 100; (TFL) PTFE	
	8	Seat	63	245-1562-1 Std Only	Loc. Exh.; 1.5675" OD, 1.3125" ID, 0.2160" Depth	
	8	Seat	63	245-1562-1N Std Only	Loc. Exh.; Premium Material; 1.5675" OD, 1.3125" ID, 0.2160" Depth	
	8	Seat	63	245-2000-1 Std Only	Loc. Int.; 2.0055" OD, 1.7500" ID, 0.2160" Depth	
	32	Keeper	63	VK-97 Std Only	VINTAGE; 1 groove; Square cut key groove	
	16	Spring Insert	63	259-100A Std Only	.060"; Carton of 100	
	16	Spring Insert	63	259-100B Std Only	VINTAGE; .030"; Carton of 100	
BLOCK	8	Cast Piston	63	69P 30 30-40-60	VINTAGE; Cast; .9999" Pin Dia.; 2 Rings 5/64 Groove, 1 Ring 3/16 Groove, 1.905 plus .374 crown CD, Domed Head - 9.8:1 C.R.	BLOCK
	8	Cast Piston - Individual	63	W69P 30 30-40-60	VINTAGE; Cast; .9999" Pin Dia.; 2 Rings 5/64 Groove, 1 Ring 3/16 Groove, 1.905 plus .374 crown CD, Domed Head - 9.8:1 C.R.	
	1	Standard Set	63	E-287X Std-30-40	VINTAGE; 2-5/64, 1-3/16; Iron	
	1	Main Set	63	4265M Std-10	VINTAGE	
	1	Rod Set	63	8-3320CP Std-10-20-30	VINTAGE	
	8	Rod Pair	63	3320CP Std-10-20-30	VINTAGE	
	1	Cam Set	63	1269M Std Only	VINTAGE	
	1	Oil Pump	63	224-415	VINTAGE	

592 401 6.6L (6572cc) OHV V8 (16 Valve) (Buick), 4.1875" Bore (GMC Eng.), 4 Bbl. "Eng. Code JU" 1963

VALVE TRAIN	QTY	TIMING	YEARS	PART NO.	DESCRIPTION	VALVE TRAIN
	1	3 Piece Set	63	KT3-359S	VINTAGE; (1) 222-359; (1) 223-323; (1) 223-334	
	1	Timing Chain	63	222-491	52 Links	
	1	Crank Sprocket	63	223-276	VINTAGE; 19 Teeth	
	16	Lifter	63	HT-896 Std Only	VINTAGE; Hyd.	
	16	Lifter, Bulk	63	HT-896B Std Only	VINTAGE; Hyd.; Carton of 126	
	16	Push Rod	63	RP-3173 Std Only	VINTAGE; 8.7230" O.A.L.	
	8	Exhaust	63	V-1654 Std Only	VINTAGE; 1.5000" Head Dia., 0.3715" Stem Dia., 4.7880" O.A.L.	
	8	Intake	63	V-1415 Std Only	VINTAGE; 1.8740" Head Dia., 0.3726" Stem Dia., 4.7953" O.A.L.	
	8	Guide	63	VG-628 Std Only	VINTAGE; Loc. Exhaust; 0.3745" ID, 2.7500" O.A.L.	
	8	Guide	63	VG-628 Std Only	VINTAGE; Loc. Intake; 0.3745" ID, 2.7500" O.A.L.	
	16	Spring	63	VS-527 Std Only	VINTAGE; Loc. Inner; 2.0100" Free Height	
	16	Spring	63	VS-612 Std Only	VINTAGE; Loc. Outer; 2.0700" Free Height	
	16	Valve Stem Seal	63	ST-2014 Std Only	Positive type; Installation requires valve guide machining; (TFL) PTFE	
	16	Valve Stem Seal Bulk	63	ST-2014BC Std Only	Positive type; Installation requires valve guide machining; Carton of 100; (TFL) PTFE	
	8	Seat	63	245-1562-1 Std Only	Loc. Exh.; 1.5675" OD, 1.3125" ID, 0.2160" Depth	
	8	Seat	63	245-1562-1N Std Only	Loc. Exh.; Premium Material; 1.5675" OD, 1.3125" ID, 0.2160" Depth	
	8	Seat	63	245-2000-1 Std Only	Loc. Int.; 2.0055" OD, 1.7500" ID, 0.2160" Depth	

(continued on next page)

GM Car (Incl. Buick, Cad., Chev., Olds., Pontiac)

401 6.6L (6572cc) OHV V8 (16 Valve) (Buick), 4.1875" Bore (GMC Eng.), 4 Bbl. "Eng. Code JU" 1963 592 (cont.)

QTY	VALVE, MISC	YEARS	PART NO.	DESCRIPTION
32	Keeper	63	VK-97 Std Only	VINTAGE; 1 groove; Square cut key groove
16	Spring Insert	63	259-100A Std Only	.060"; Carton of 100
16	Spring Insert	63	259-100B Std Only	VINTAGE; .030"; Carton of 100
QTY	PISTON	YEARS	PART NO.	DESCRIPTION
8	Cast Piston	63	69P 30 30-40-60	VINTAGE; Cast; .9999" Pin Dia.; 2 Rings 5/64 Groove, 1 Ring 3/16 Groove, 1.905 plus .374 crown CD, Domed Head - 9.8:1 C.R.
8	Cast Piston - Individual	63	W69P 30 30-40-60	VINTAGE; Cast; .9999" Pin Dia.; 2 Rings 5/64 Groove, 1 Ring 3/16 Groove, 1.905 plus .374 crown CD, Domed Head - 9.8:1 C.R.
QTY	RINGS	YEARS	PART NO.	DESCRIPTION
1	Standard Set	63	E-287X Std-30-40	VINTAGE; 2-5/64, 1-3/16; Iron
QTY	ENGINE BEARINGS	YEARS	PART NO.	DESCRIPTION
1	Main Set	63	4265M Std-10	VINTAGE
1	Rod Set	63	8-3320CP Std-10-20-30	VINTAGE
8	Rod Pair	63	3320CP Std-10-20-30	VINTAGE
1	Cam Set	63	1269M Std Only	VINTAGE
QTY	OIL PUMP	YEARS	PART NO.	DESCRIPTION
1	Oil Pump	63	224-415	VINTAGE

401 6.6L (6572cc) OHV V8 (16 Valve) (Buick), 4.1875" Bore (GMC Eng.), 4 Bbl. "Eng. Code KT" 1964 593

QTY	TIMING	YEARS	PART NO.	DESCRIPTION
1	Timing Chain	64	222-491	52 Links
1	Crank Sprocket	64	223-276	VINTAGE; 19 Teeth
QTY	CAMSHAFT/LIFTER	YEARS	PART NO.	DESCRIPTION
16	Lifter	64	HT-896 Std Only	VINTAGE; Hyd.
16	Lifter, Bulk	64	HT-896B Std Only	VINTAGE; Hyd.; Carton of 126
QTY	PUSH ROD	YEARS	PART NO.	DESCRIPTION
16	Push Rod	64	RP-3173 Std Only	VINTAGE; 8.7230" O.A.L.
QTY	VALVE	YEARS	PART NO.	DESCRIPTION
8	Exhaust	64	V-1654 Std Only	VINTAGE; 1.5000" Head Dia., 0.3715" Stem Dia., 4.7880" O.A.L.
8	Intake	64	V-1415 Std Only	VINTAGE; 1.8740" Head Dia., 0.3726" Stem Dia., 4.7953" O.A.L.
QTY	VALVE GUIDE	YEARS	PART NO.	DESCRIPTION
8	Guide	64	VG-628 Std Only	VINTAGE; Loc. Exhaust; 0.3745" ID, 2.7500" O.A.L
8	Guide	64	VG-628 Std Only	VINTAGE; Loc. Intake; 0.3745" ID, 2.7500" O.A.L
QTY	VALVE SPRING	YEARS	PART NO.	DESCRIPTION
16	Spring	64	VS-527 Std Only	VINTAGE; Loc. Inner; 2.0100" Free Height
16	Spring	64	VS-612 Std Only	VINTAGE; Loc. Outer; 2.0700" Free Height
QTY	VALVE SEAL	YEARS	PART NO.	DESCRIPTION
16	Valve Stem Seal	64	ST-2014 Std Only	Positive type; Installation requires valve guide machining; (TFL) PTFE
16	Valve Stem Seal Bulk	64	ST-2014BC Std Only	Positive type; Installation requires valve guide machining; Carton of 100; (TFL) PTFE
QTY	VALVE SEAT	YEARS	PART NO.	DESCRIPTION
8	Seat	64	245-1562-1 Std Only	Loc. Exh.; 1.5675" OD, 1.3125" ID, 0.2160" Depth
8	Seat	64	245-1562-1N Std Only	Loc. Exh.; Premium Material; 1.5675" OD, 1.3125" ID, 0.2160" Depth
8	Seat	64	245-2000-1 Std Only	Loc. Int.; 2.0055" OD, 1.7500" ID, 0.2160" Depth
QTY	VALVE, MISC	YEARS	PART NO.	DESCRIPTION
32	Keeper	64	VK-97 Std Only	VINTAGE; 1 groove; Square cut key groove
16	Spring Insert	64	259-100A Std Only	.060"; Carton of 100
16	Spring Insert	64	259-100B Std Only	VINTAGE; .030"; Carton of 100
QTY	PISTON	YEARS	PART NO.	DESCRIPTION
8	Cast Piston	64	69P 30 30-40-60	VINTAGE; Cast; .9999" Pin Dia.; 2 Rings 5/64 Groove, 1 Ring 3/16 Groove, 1.905 plus .374 crown CD, Domed Head - 9.8:1 C.R.
8	Cast Piston - Individual	64	W69P 30 30-40-60	VINTAGE; Cast; .9999" Pin Dia.; 2 Rings 5/64 Groove, 1 Ring 3/16 Groove, 1.905 plus .374 crown CD, Domed Head - 9.8:1 C.R.
QTY	RINGS	YEARS	PART NO.	DESCRIPTION
1	Standard Set	64	E-287X Std-30-40	VINTAGE; 2-5/64, 1-3/16; Iron
QTY	ENGINE BEARINGS	YEARS	PART NO.	DESCRIPTION
1	Main Set	64	4265M Std-10	VINTAGE
1	Rod Set	64	8-3320CP Std-10-20-30	VINTAGE

(continued on next page)

GM Car (Incl. Buick, Cad., Chev., Olds., Pontiac)

593 401 6.6L (6572cc) OHV V8 (16 Valve) (Buick), 4.1875" Bore (GMC Eng.), 4 Bbl. "Eng. Code KT" 1964
(cont.)

QTY	ENGINE BEARINGS	YEARS	PART NO.	DESCRIPTION
8	Rod Pair	64	3320CP Std-10-20-30	VINTAGE
1	Cam Set	64	1269M Std Only	VINTAGE
QTY	OIL PUMP	YEARS	PART NO.	DESCRIPTION
1	Oil Pump	64	224-415	VINTAGE

594 401 6.6L (6572cc) OHV V8 (16 Valve) (Buick), 4.1875" Bore (GMC Eng.), 4 Bbl. "Eng. Code KV" 1964

QTY	TIMING	YEARS	PART NO.	DESCRIPTION
1	Timing Chain	64	222-491	52 Links
1	Crank Sprocket	64	223-276	VINTAGE; 19 Teeth
QTY	CAMSHAFT/LIFTER	YEARS	PART NO.	DESCRIPTION
16	Lifter	64	HT-896 Std Only	VINTAGE; Hyd.
16	Lifter, Bulk	64	HT-896B Std Only	VINTAGE; Hyd.; Carton of 126
QTY	PUSH ROD	YEARS	PART NO.	DESCRIPTION
16	Push Rod	64	RP-3173 Std Only	VINTAGE; 8.7230" O.A.L.
QTY	VALVE	YEARS	PART NO.	DESCRIPTION
8	Exhaust	64	V-1654 Std Only	VINTAGE; 1.5000" Head Dia., 0.3715" Stem Dia., 4.7880" O.A.L.
8	Intake	64	V-1415 Std Only	VINTAGE; 1.8740" Head Dia., 0.3726" Stem Dia., 4.7953" O.A.L.
QTY	VALVE GUIDE	YEARS	PART NO.	DESCRIPTION
8	Guide	64	VG-628 Std Only	VINTAGE; Loc. Exhaust; 0.3745" ID, 2.7500" O.A.L
8	Guide	64	VG-628 Std Only	VINTAGE; Loc. Intake; 0.3745" ID, 2.7500" O.A.L
QTY	VALVE SPRING	YEARS	PART NO.	DESCRIPTION
16	Spring	64	VS-527 Std Only	VINTAGE; Loc. Inner; 2.0100" Free Height
16	Spring	64	VS-612 Std Only	VINTAGE; Loc. Outer; 2.0700" Free Height
QTY	VALVE SEAL	YEARS	PART NO.	DESCRIPTION
16	Valve Stem Seal	64	ST-2014 Std Only	Positive type; Installation requires valve guide machining; (TFL) PTFE
16	Valve Stem Seal Bulk	64	ST-2014BC Std Only	Positive type; Installation requires valve guide machining; Carton of 100; (TFL) PTFE
QTY	VALVE SEAT	YEARS	PART NO.	DESCRIPTION
8	Seat	64	245-1562-1 Std Only	Loc. Exh.; 1.5675" OD, 1.3125" ID, 0.2160" Depth
8	Seat	64	245-1562-1N Std Only	Loc. Exh.; Premium Material; 1.5675" OD, 1.3125" ID, 0.2160" Depth
8	Seat	64	245-2000-1 Std Only	Loc. Int.; 2.0055" OD, 1.7500" ID, 0.2160" Depth
QTY	VALVE, MISC	YEARS	PART NO.	DESCRIPTION
32	Keeper	64	VK-97 Std Only	VINTAGE; 1 groove; Square cut key groove
16	Spring Insert	64	259-100A Std Only	.060"; Carton of 100
16	Spring Insert	64	259-100B Std Only	VINTAGE; .030"; Carton of 100
QTY	PISTON	YEARS	PART NO.	DESCRIPTION
8	Cast Piston	64	69P 30 30-40-60	VINTAGE; Cast; .9999" Pin Dia.; 2 Rings 5/64 Groove, 1 Ring 3/16 Groove, 1.905 plus .374 crown CD, Domed Head - 9.8:1 C.R.
8	Cast Piston - Individual	64	W69P 30 30-40-60	VINTAGE; Cast; .9999" Pin Dia.; 2 Rings 5/64 Groove, 1 Ring 3/16 Groove, 1.905 plus .374 crown CD, Domed Head - 9.8:1 C.R.
QTY	RINGS	YEARS	PART NO.	DESCRIPTION
1	Standard Set	64	E-287X Std-30-40	VINTAGE; 2-5/64, 1-3/16; Iron
QTY	ENGINE BEARINGS	YEARS	PART NO.	DESCRIPTION
1	Main Set	64	4265M Std-10	VINTAGE
1	Rod Set	64	8-3320CP Std-10-20-30	VINTAGE
8	Rod Pair	64	3320CP Std-10-20-30	VINTAGE
1	Cam Set	64	1269M Std Only	VINTAGE
QTY	OIL PUMP	YEARS	PART NO.	DESCRIPTION
1	Oil Pump	64	224-415	VINTAGE

595 401 6.6L (6572cc) OHV V8 (16 Valve) (Buick), 4.1875" Bore (GMC Eng.), 2 Bbl. "Eng. Code L2I" 1962

QTY	TIMING	YEARS	PART NO.	DESCRIPTION
1	3 Piece Set	62	KT3-359S	VINTAGE; (1) 222-359; (1) 223-323; (1) 223-334
1	Timing Chain	62	222-491	52 Links
1	Crank Sprocket	62	223-276	VINTAGE; 19 Teeth
QTY	CAMSHAFT/LIFTER	YEARS	PART NO.	DESCRIPTION
16	Lifter	62	HT-896 Std Only	VINTAGE; Hyd.
16	Lifter, Bulk	62	HT-896B Std Only	VINTAGE; Hyd.; Carton of 126

(continued on next page)

GM Car (Incl. Buick, Cad., Chev., Olds., Pontiac)

401 6.6L (6572cc) OHV V8 (16 Valve) (Buick), 4.1875" Bore (GMC Eng.), 2 Bbl. "Eng. Code L2I" 1962 595 (cont.)

QTY	PART NO. DESCRIPTION	YEARS	PART NO. DESCRIPTION	DESCRIPTION
16	PUSH ROD Push Rod	62	RP-3173 Std Only	VINTAGE; 8.7230" O.A.L.
8	VALVE Exhaust	62	V-1654 Std Only	VINTAGE; 1.5000" Head Dia., 0.3715" Stem Dia., 4.7880" O.A.L.
8	Intake	62	V-1415 Std Only	VINTAGE; 1.8740" Head Dia., 0.3726" Stem Dia., 4.7953" O.A.L.
8	VALVE GUIDE Guide	62	VG-628 Std Only	VINTAGE; Loc. Exhaust; 0.3745" ID, 2.7500" O.A.L.
8	Guide	62	VG-628 Std Only	VINTAGE; Loc. Intake; 0.3745" ID, 2.7500" O.A.L.
16	VALVE SPRING Spring	62	VS-527 Std Only	VINTAGE; Loc. Inner; 2.0100" Free Height
16	Spring	62	VS-612 Std Only	VINTAGE; Loc. Outer; 2.0700" Free Height
16	VALVE SEAL Valve Stem Seal	62	ST-2014 Std Only	Positive type; Installation requires valve guide machining; (TFL) PTFE
16	Valve Stem Seal Bulk	62	ST-2014BC Std Only	Positive type; Installation requires valve guide machining; Carton of 100; (TFL) PTFE
8	VALVE SEAT Seat	62	245-1562-1 Std Only	Loc. Exh.; 1.5675" OD, 1.3125" ID, 0.2160" Depth
8	Seat	62	245-1562-1N Std Only	Loc. Exh.; Premium Material; 1.5675" OD, 1.3125" ID, 0.2160" Depth
8	Seat	62	245-2000-1 Std Only	Loc. Int.; 2.0055" OD, 1.7500" ID, 0.2160" Depth
32	VALVE, MISC Keeper	62	VK-97 Std Only	VINTAGE; 1 groove; Square cut key groove
16	Spring Insert	62	259-100A Std Only	.060"; Carton of 100
16	Spring Insert	62	259-100B Std Only	VINTAGE; .030"; Carton of 100
8	PISTON Cast Piston	62	69P 30 30-40-60	VINTAGE; Cast; .9999" Pin Dia.; 2 Rings 5/64 Groove, 1 Ring 3/16 Groove, 1.905 plus .374 crown CD, Domed Head - 9.8:1 C.R.
8	Cast Piston - Individual	62	W69P 30 30-40-60	VINTAGE; Cast; .9999" Pin Dia.; 2 Rings 5/64 Groove, 1 Ring 3/16 Groove, 1.905 plus .374 crown CD, Domed Head - 9.8:1 C.R.
1	RINGS Standard Set	62	E-287X Std-30-40	VINTAGE; 2-5/64, 1-3/16; Iron
1	ENGINE BEARINGS Main Set	62	4265M Std-10	VINTAGE
1	Rod Set	62	8-3320CP Std-10-20-30	VINTAGE
8	Rod Pair	62	3320CP Std-10-20-30	VINTAGE
1	Cam Set	62	1269M Std Only	VINTAGE
1	OIL PUMP Oil Pump	62	224-415	VINTAGE

401 6.6L (6572cc) OHV V8 (16 Valve) (Buick), 4.1875" Bore (GMC Eng.), 4 Bbl. "Eng. Code L4H" 1961 596

1	TIMING 3 Piece Set	61	KT3-359S	VINTAGE; (1) 222-359; (1) 223-323; (1) 223-334
1	Timing Chain	61	222-491	52 Links
1	Crank Sprocket	61	223-276	VINTAGE; 19 Teeth
16	CAMSHAFT/LIFTER Lifter	61	HT-896 Std Only	VINTAGE; Hyd.
16	Lifter, Bulk	61	HT-896B Std Only	VINTAGE; Hyd.; Carton of 126
16	PUSH ROD Push Rod	61	RP-3173 Std Only	VINTAGE; 8.7230" O.A.L.
8	VALVE Exhaust	61	V-1654 Std Only	VINTAGE; 1.5000" Head Dia., 0.3715" Stem Dia., 4.7880" O.A.L.
8	Intake	61	V-1415 Std Only	VINTAGE; 1.8740" Head Dia., 0.3726" Stem Dia., 4.7953" O.A.L.
8	VALVE GUIDE Guide	61	VG-628 Std Only	VINTAGE; Loc. Exhaust; 0.3745" ID, 2.7500" O.A.L.
8	Guide	61	VG-628 Std Only	VINTAGE; Loc. Intake; 0.3745" ID, 2.7500" O.A.L.
16	VALVE SPRING Spring	61	VS-527 Std Only	VINTAGE; Loc. Inner; 2.0100" Free Height
16	Spring	61	VS-612 Std Only	VINTAGE; Loc. Outer; 2.0700" Free Height

(continued on next page)

GM Car (Incl. Buick, Cad., Chev., Olds., Pontiac)

596 401 6.6L (6572cc) OHV V8 (16 Valve) (Buick), 4.1875" Bore (GMC Eng.), 4 Bbl. "Eng. Code L4H" 1961
(cont.)

QTY	VALVE SEAL	YEARS	PART NO.	DESCRIPTION
16	Valve Stem Seal	61	ST-2014 Std Only	Positive type; Installation requires valve guide machining; (TFL) PTFE
16	Valve Stem Seal Bulk	61	ST-2014BC Std Only	Positive type; Installation requires valve guide machining; Carton of 100; (TFL) PTFE
QTY	VALVE SEAT	YEARS	PART NO.	DESCRIPTION
8	Seat	61	245-1562-1 Std Only	Loc. Exh.; 1.5675" OD, 1.3125" ID, 0.2160" Depth
8	Seat	61	245-1562-1N Std Only	Loc. Exh.; Premium Material; 1.5675" OD, 1.3125" ID, 0.2160" Depth
8	Seat	61	245-2000-1 Std Only	Loc. Int.; 2.0055" OD, 1.7500" ID, 0.2160" Depth
QTY	VALVE, MISC	YEARS	PART NO.	DESCRIPTION
32	Keeper	61	VK-97 Std Only	VINTAGE; 1 groove; Square cut key groove
16	Spring Insert	61	259-100A Std Only	.060"; Carton of 100
16	Spring Insert	61	259-100B Std Only	VINTAGE; .030"; Carton of 100
QTY	PISTON	YEARS	PART NO.	DESCRIPTION
8	Cast Piston	61	69P 30 30-40-60	VINTAGE; Cast; .9999" Pin Dia.; 2 Rings 5/64 Groove, 1 Ring 3/16 Groove, 1.905 plus .374 crown CD, Domed Head - 9.8:1 C.R.
8	Cast Piston - Individual	61	W69P 30 30-40-60	VINTAGE; Cast; .9999" Pin Dia.; 2 Rings 5/64 Groove, 1 Ring 3/16 Groove, 1.905 plus .374 crown CD, Domed Head - 9.8:1 C.R.
QTY	RINGS	YEARS	PART NO.	DESCRIPTION
1	Standard Set	61	E-287X Std-30-40	VINTAGE; 2-5/64, 1-3/16; Iron
QTY	ENGINE BEARINGS	YEARS	PART NO.	DESCRIPTION
1	Main Set	61	4265M Std-10	VINTAGE
1	Rod Set	61	8-3320CP Std-10-20-30	VINTAGE
8	Rod Pair	61	3320CP Std-10-20-30	VINTAGE
1	Cam Set	61	1269M Std Only	VINTAGE

597 401 6.6L (6572cc) OHV V8 (16 Valve) (Buick), 4.1875" Bore (GMC Eng.), 4 Bbl. "Eng. Code L4I" 1962

QTY	TIMING	YEARS	PART NO.	DESCRIPTION
1	3 Piece Set	62	KT3-359S	VINTAGE; (1) 222-359; (1) 223-323; (1) 223-334
1	Timing Chain	62	222-491	52 Links
1	Crank Sprocket	62	223-276	VINTAGE; 19 Teeth
QTY	CAMSHAFT/LIFTER	YEARS	PART NO.	DESCRIPTION
16	Lifter	62	HT-896 Std Only	VINTAGE; Hyd.
16	Lifter, Bulk	62	HT-896B Std Only	VINTAGE; Hyd.; Carton of 126
QTY	PUSH ROD	YEARS	PART NO.	DESCRIPTION
16	Push Rod	62	RP-3173 Std Only	VINTAGE; 8.7230" O.A.L.
QTY	VALVE	YEARS	PART NO.	DESCRIPTION
8	Exhaust	62	V-1654 Std Only	VINTAGE; 1.5000" Head Dia., 0.3715" Stem Dia., 4.7880" O.A.L.
8	Intake	62	V-1415 Std Only	VINTAGE; 1.8740" Head Dia., 0.3726" Stem Dia., 4.7953" O.A.L.
QTY	VALVE GUIDE	YEARS	PART NO.	DESCRIPTION
8	Guide	62	VG-628 Std Only	VINTAGE; Loc. Exhaust; 0.3745" ID, 2.7500" O.A.L
8	Guide	62	VG-628 Std Only	VINTAGE; Loc. Intake; 0.3745" ID, 2.7500" O.A.L
QTY	VALVE SPRING	YEARS	PART NO.	DESCRIPTION
16	Spring	62	VS-527 Std Only	VINTAGE; Loc. Inner; 2.0100" Free Height
16	Spring	62	VS-612 Std Only	VINTAGE; Loc. Outer; 2.0700" Free Height
QTY	VALVE SEAL	YEARS	PART NO.	DESCRIPTION
16	Valve Stem Seal	62	ST-2014 Std Only	Positive type; Installation requires valve guide machining; (TFL) PTFE
16	Valve Stem Seal Bulk	62	ST-2014BC Std Only	Positive type; Installation requires valve guide machining; Carton of 100; (TFL) PTFE
QTY	VALVE SEAT	YEARS	PART NO.	DESCRIPTION
8	Seat	62	245-1562-1 Std Only	Loc. Exh.; 1.5675" OD, 1.3125" ID, 0.2160" Depth
8	Seat	62	245-1562-1N Std Only	Loc. Exh.; Premium Material; 1.5675" OD, 1.3125" ID, 0.2160" Depth
8	Seat	62	245-2000-1 Std Only	Loc. Int.; 2.0055" OD, 1.7500" ID, 0.2160" Depth
QTY	VALVE, MISC	YEARS	PART NO.	DESCRIPTION
32	Keeper	62	VK-97 Std Only	VINTAGE; 1 groove; Square cut key groove
16	Spring Insert	62	259-100A Std Only	.060"; Carton of 100
16	Spring Insert	62	259-100B Std Only	VINTAGE; .030"; Carton of 100
QTY	PISTON	YEARS	PART NO.	DESCRIPTION
8	Cast Piston	62	69P 30 30-40-60	VINTAGE; Cast; .9999" Pin Dia.; 2 Rings 5/64 Groove, 1 Ring 3/16 Groove, 1.905 plus .374 crown CD, Domed Head - 9.8:1 C.R.

(continued on next page)

GM Car (Incl. Buick, Cad., Chev., Olds., Pontiac)

401 6.6L (6572cc) OHV V8 (16 Valve) (Buick), 4.1875" Bore (GMC Eng.), 4 Bbl. "Eng. Code L4I" 1962 597
(cont.)

BLOCK	QTY	PISTON (cont.)	YEARS	PART NO.	DESCRIPTION
	8	Cast Piston - Individual	62	W69P 30 30-40-60	VINTAGE; Cast; .9999" Pin Dia.; 2 Rings 5/64 Groove, 1 Ring 3/16 Groove, 1.905 plus .374 crown CD, Domed Head - 9.8:1 C.R.
	1	RINGS Standard Set	62	E-287X Std-30-40	VINTAGE; 2-5/64, 1-3/16; Iron
	1	ENGINE BEARINGS Main Set	62	4265M Std-10	VINTAGE
	1	Rod Set	62	8-3320CP Std-10-20-30	VINTAGE
	8	Rod Pair	62	3320CP Std-10-20-30	VINTAGE
	1	Cam Set	62	1269M Std Only	VINTAGE
	1	OIL PUMP Oil Pump	62	224-415	VINTAGE

401 6.6L (6572cc) OHV V8 (16 Valve) (Buick), 4.1875" Bore (GMC Eng.), 4 Bbl. "Eng. Code LT" 1965 598

VALVE TRAIN	QTY	TIMING	YEARS	PART NO.	DESCRIPTION
	1	Timing Chain	65	222-491	52 Links
	1	Crank Sprocket	65	223-276	VINTAGE; 19 Teeth
	16	CAMSHAFT/LIFTER Lifter	65	HT-896 Std Only	VINTAGE; Hyd.
	16	Lifter, Bulk	65	HT-896B Std Only	VINTAGE; Hyd.; Carton of 126
	16	PUSH ROD Push Rod	65	RP-3173 Std Only	VINTAGE; 8.7230" O.A.L.
	8	VALVE Exhaust	65	V-1654 Std Only	VINTAGE; 1.5000" Head Dia., 0.3715" Stem Dia., 4.7880" O.A.L.
	8	Intake	65	V-1415 Std Only	VINTAGE; 1.8740" Head Dia., 0.3726" Stem Dia., 4.7953" O.A.L.
	8	VALVE GUIDE Guide	65	VG-628 Std Only	VINTAGE; Loc. Exhaust; 0.3745" ID, 2.7500" O.A.L
	8	Guide	65	VG-628 Std Only	VINTAGE; Loc. Intake; 0.3745" ID, 2.7500" O.A.L
	16	VALVE SPRING Spring	65	VS-527 Std Only	VINTAGE; Loc. Inner; 2.0100" Free Height
	16	Spring	65	VS-612 Std Only	VINTAGE; Loc. Outer; 2.0700" Free Height
	16	VALVE SEAL Valve Stem Seal	65	ST-2014 Std Only	Positive type; Installation requires valve guide machining; (TFL) PTFE
	16	Valve Stem Seal Bulk	65	ST-2014BC Std Only	Positive type; Installation requires valve guide machining; Carton of 100; (TFL) PTFE
	8	VALVE SEAT Seat	65	245-1562-1 Std Only	Loc. Exh.; 1.5675" OD, 1.3125" ID, 0.2160" Depth
	8	Seat	65	245-1562-1N Std Only	Loc. Exh.; Premium Material; 1.5675" OD, 1.3125" ID, 0.2160" Depth
	8	Seat	65	245-2000-1 Std Only	Loc. Int.; 2.0055" OD, 1.7500" ID, 0.2160" Depth
	32	VALVE, MISC Keeper	65	VK-97 Std Only	VINTAGE; 1 groove; Square cut key groove
	16	Spring Insert	65	259-100A Std Only	.060"; Carton of 100
	16	Spring Insert	65	259-100B Std Only	VINTAGE; .030"; Carton of 100
BLOCK	8	PISTON Cast Piston	65	69P 30 30-40-60	VINTAGE; Cast; .9999" Pin Dia.; 2 Rings 5/64 Groove, 1 Ring 3/16 Groove, 1.905 plus .374 crown CD, Domed Head - 9.8:1 C.R.
	8	Cast Piston - Individual	65	W69P 30 30-40-60	VINTAGE; Cast; .9999" Pin Dia.; 2 Rings 5/64 Groove, 1 Ring 3/16 Groove, 1.905 plus .374 crown CD, Domed Head - 9.8:1 C.R.
	1	RINGS Standard Set	65	E-287X Std-30-40	VINTAGE; 2-5/64, 1-3/16; Iron
	1	ENGINE BEARINGS Main Set	65	4265M Std-10	VINTAGE
	1	Rod Set	65	8-3320CP Std-10-20-30	VINTAGE
	8	Rod Pair	65	3320CP Std-10-20-30	VINTAGE
	1	Cam Set	65	1269M Std Only	VINTAGE
	1	OIL PUMP Oil Pump	65	224-415	VINTAGE

GM Car (Incl. Buick, Cad., Chev., Olds., Pontiac)

599 401 6.6L (6572cc) OHV V8 (16 Valve) (Buick), 4.1875" Bore (GMC Eng.), 4 Bbl. "Eng. Code LV" 1965

QTY	TIMING	YEARS	PART NO.	DESCRIPTION
1	Timing Chain	65	222-491	52 Links
1	Crank Sprocket	65	223-276	VINTAGE; 19 Teeth
QTY	CAMSHAFT/LIFTER	YEARS	PART NO.	DESCRIPTION
16	Lifter	65	HT-896 Std Only	VINTAGE; Hyd.
16	Lifter, Bulk	65	HT-896B Std Only	VINTAGE; Hyd.; Carton of 126
QTY	PUSH ROD	YEARS	PART NO.	DESCRIPTION
16	Push Rod	65	RP-3173 Std Only	VINTAGE; 8.7230" O.A.L.
QTY	VALVE	YEARS	PART NO.	DESCRIPTION
8	Exhaust	65	V-1654 Std Only	VINTAGE; 1.5000" Head Dia., 0.3715" Stem Dia., 4.7880" O.A.L.
8	Intake	65	V-1415 Std Only	VINTAGE; 1.8740" Head Dia., 0.3726" Stem Dia., 4.7953" O.A.L.
QTY	VALVE GUIDE	YEARS	PART NO.	DESCRIPTION
8	Guide	65	VG-628 Std Only	VINTAGE; Loc. Exhaust; 0.3745" ID, 2.7500" O.A.L
8	Guide	65	VG-628 Std Only	VINTAGE; Loc. Intake; 0.3745" ID, 2.7500" O.A.L
QTY	VALVE SPRING	YEARS	PART NO.	DESCRIPTION
16	Spring	65	VS-527 Std Only	VINTAGE; Loc. Inner; 2.0100" Free Height
16	Spring	65	VS-612 Std Only	VINTAGE; Loc. Outer; 2.0700" Free Height
QTY	VALVE SEAL	YEARS	PART NO.	DESCRIPTION
16	Valve Stem Seal	65	ST-2014 Std Only	Positive type; Installation requires valve guide machining; (TFL) PTFE
16	Valve Stem Seal Bulk	65	ST-2014BC Std Only	Positive type; Installation requires valve guide machining; Carton of 100; (TFL) PTFE
QTY	VALVE SEAT	YEARS	PART NO.	DESCRIPTION
8	Seat	65	245-1562-1 Std Only	Loc. Exh.; 1.5675" OD, 1.3125" ID, 0.2160" Depth
8	Seat	65	245-1562-1N Std Only	Loc. Exh.; Premium Material; 1.5675" OD, 1.3125" ID, 0.2160" Depth
8	Seat	65	245-2000-1 Std Only	Loc. Int.; 2.0055" OD, 1.7500" ID, 0.2160" Depth
QTY	VALVE, MISC	YEARS	PART NO.	DESCRIPTION
32	Keeper	65	VK-97 Std Only	VINTAGE; 1 groove; Square cut key groove
16	Spring Insert	65	259-100A Std Only	.060"; Carton of 100
16	Spring Insert	65	259-100B Std Only	VINTAGE; .030"; Carton of 100
QTY	PISTON	YEARS	PART NO.	DESCRIPTION
8	Cast Piston	65	69P 30 30-40-60	VINTAGE; Cast; .9999" Pin Dia.; 2 Rings 5/64 Groove, 1 Ring 3/16 Groove, 1.905 plus .374 crown CD, Domed Head - 9.8:1 C.R.
8	Cast Piston - Individual	65	W69P 30 30-40-60	VINTAGE; Cast; .9999" Pin Dia.; 2 Rings 5/64 Groove, 1 Ring 3/16 Groove, 1.905 plus .374 crown CD, Domed Head - 9.8:1 C.R.
QTY	RINGS	YEARS	PART NO.	DESCRIPTION
1	Standard Set	65	E-287X Std-30-40	VINTAGE; 2-5/64, 1-3/16; Iron
QTY	ENGINE BEARINGS	YEARS	PART NO.	DESCRIPTION
1	Main Set	65	4265M Std-10	VINTAGE
1	Rod Set	65	8-3320CP Std-10-20-30	VINTAGE
8	Rod Pair	65	3320CP Std-10-20-30	VINTAGE
1	Cam Set	65	1269M Std Only	VINTAGE
QTY	OIL PUMP	YEARS	PART NO.	DESCRIPTION
1	Oil Pump	65	224-415	VINTAGE

600 401 6.6L (6572cc) OHV V8 (16 Valve) (Buick), 4.1875" Bore (GMC Eng.), 4 Bbl. "Eng. Code MT" 1966

QTY	TIMING	YEARS	PART NO.	DESCRIPTION
1	Timing Chain	66	222-491	52 Links
1	Crank Sprocket	66	223-276	VINTAGE; 19 Teeth
QTY	CAMSHAFT/LIFTER	YEARS	PART NO.	DESCRIPTION
16	Lifter	66	HT-896 Std Only	VINTAGE; Hyd.
16	Lifter, Bulk	66	HT-896B Std Only	VINTAGE; Hyd.; Carton of 126
QTY	PUSH ROD	YEARS	PART NO.	DESCRIPTION
16	Push Rod	66	RP-3173 Std Only	VINTAGE; 8.7230" O.A.L.
QTY	VALVE	YEARS	PART NO.	DESCRIPTION
8	Exhaust	66	V-1654 Std Only	VINTAGE; 1.5000" Head Dia., 0.3715" Stem Dia., 4.7880" O.A.L.
8	Intake	66	V-1415 Std Only	VINTAGE; 1.8740" Head Dia., 0.3726" Stem Dia., 4.7953" O.A.L.
QTY	VALVE GUIDE	YEARS	PART NO.	DESCRIPTION
8	Guide	66	VG-628 Std Only	VINTAGE; Loc. Exh.; 0.3745" ID, 2.7500" O.A.L

(continued on next page)

GM Car (Incl. Buick, Cad., Chev., Olds., Pontiac)

401 6.6L (6572cc) OHV V8 (16 Valve) (Buick), 4.1875" Bore (GMC Eng.), 4 Bbl. "Eng. Code MT" 1966 600 (cont.)

VALVE TRAIN	QTY	VALVE SPRING	YEARS	PART NO.	DESCRIPTION	VALVE TRAIN
	16	Spring	66	VS-527 Std Only	VINTAGE; Loc. Inner; 2.0100" Free Height	
	16	Spring	66	VS-612 Std Only	VINTAGE; Loc. Outer; 2.0700" Free Height	
	QTY	VALVE SEAL	YEARS	PART NO.	DESCRIPTION	
	16	Valve Stem Seal	66	ST-2014 Std Only	Positive type; Installation requires valve guide machining; (TFL) PTFE	
	16	Valve Stem Seal Bulk	66	ST-2014BC Std Only	Positive type; Installation requires valve guide machining; Carton of 100; (TFL) PTFE	
	QTY	VALVE SEAT	YEARS	PART NO.	DESCRIPTION	
	8	Seat	66	245-1562-1 Std Only	Loc. Exh.; 1.5675" OD, 1.3125" ID, 0.2160" Depth	
	8	Seat	66	245-1562-1N Std Only	Loc. Exh.; Premium Material; 1.5675" OD, 1.3125" ID, 0.2160" Depth	
	8	Seat	66	245-2000-1 Std Only	Loc. Int.; 2.0055" OD, 1.7500" ID, 0.2160" Depth	
	QTY	VALVE, MISC	YEARS	PART NO.	DESCRIPTION	
	32	Keeper	66	VK-97 Std Only	VINTAGE; 1 groove; Square cut key groove	
	16	Spring Insert	66	259-100A Std Only	.060"; Carton of 100	
	16	Spring Insert	66	259-100B Std Only	VINTAGE; .030"; Carton of 100	
BLOCK	QTY	PISTON	YEARS	PART NO.	DESCRIPTION	BLOCK
	8	Cast Piston	66	69P 30 30-40-60	VINTAGE; Cast; .9999" Pin Dia.; 2 Rings 5/64 Groove, 1 Ring 3/16 Groove, 1.905 plus .374 crown CD, Domed Head - 9.8:1 C.R.	
	8	Cast Piston - Individual	66	W69P 30 30-40-60	VINTAGE; Cast; .9999" Pin Dia.; 2 Rings 5/64 Groove, 1 Ring 3/16 Groove, 1.905 plus .374 crown CD, Domed Head - 9.8:1 C.R.	
	QTY	RINGS	YEARS	PART NO.	DESCRIPTION	
	1	Standard Set	66	E-287X Std-30-40	VINTAGE; 2-5/64, 1-3/16; Iron	
	QTY	ENGINE BEARINGS	YEARS	PART NO.	DESCRIPTION	
	1	Main Set	66	4265M Std-10	VINTAGE	
	1	Rod Set	66	8-3320CP Std-10-20-30	VINTAGE	
	8	Rod Pair	66	3320CP Std-10-20-30	VINTAGE	
	1	Cam Set	66	1269M Std Only	VINTAGE	
	QTY	OIL PUMP	YEARS	PART NO.	DESCRIPTION	
	1	Oil Pump	66	224-415	VINTAGE	

401 6.6L (6572cc) OHV V8 (16 Valve) (Buick), 4.1875" Bore (GMC Eng.), 4 Bbl. "Eng. Code MV" 1966 601

VALVE TRAIN	QTY	TIMING	YEARS	PART NO.	DESCRIPTION	VALVE TRAIN
	1	Timing Chain	66	222-491	52 Links	
	1	Crank Sprocket	66	223-276	VINTAGE; 19 Teeth	
	QTY	CAMSHAFT/LIFTER	YEARS	PART NO.	DESCRIPTION	
	16	Lifter	66	HT-896 Std Only	VINTAGE; Hyd.	
	16	Lifter, Bulk	66	HT-896B Std Only	VINTAGE; Hyd.; Carton of 126	
	QTY	PUSH ROD	YEARS	PART NO.	DESCRIPTION	
	16	Push Rod	66	RP-3173 Std Only	VINTAGE; 8.7230" O.A.L.	
	QTY	VALVE	YEARS	PART NO.	DESCRIPTION	
	8	Exhaust	66	V-1654 Std Only	VINTAGE; 1.5000" Head Dia., 0.3715" Stem Dia., 4.7880" O.A.L.	
	8	Intake	66	V-1415 Std Only	VINTAGE; 1.8740" Head Dia., 0.3726" Stem Dia., 4.7953" O.A.L.	
	QTY	VALVE GUIDE	YEARS	PART NO.	DESCRIPTION	
	8	Guide	66	VG-628 Std Only	VINTAGE; Loc. Exh.; 0.3745" ID, 2.7500" O.A.L.	
	QTY	VALVE SPRING	YEARS	PART NO.	DESCRIPTION	
	16	Spring	66	VS-527 Std Only	VINTAGE; Loc. Inner; 2.0100" Free Height	
	16	Spring	66	VS-612 Std Only	VINTAGE; Loc. Outer; 2.0700" Free Height	
	QTY	VALVE SEAL	YEARS	PART NO.	DESCRIPTION	
	16	Valve Stem Seal	66	ST-2014 Std Only	Positive type; Installation requires valve guide machining; (TFL) PTFE	
	16	Valve Stem Seal Bulk	66	ST-2014BC Std Only	Positive type; Installation requires valve guide machining; Carton of 100; (TFL) PTFE	
	QTY	VALVE SEAT	YEARS	PART NO.	DESCRIPTION	
	8	Seat	66	245-1562-1 Std Only	Loc. Exh.; 1.5675" OD, 1.3125" ID, 0.2160" Depth	
	8	Seat	66	245-1562-1N Std Only	Loc. Exh.; Premium Material; 1.5675" OD, 1.3125" ID, 0.2160" Depth	
	8	Seat	66	245-2000-1 Std Only	Loc. Int.; 2.0055" OD, 1.7500" ID, 0.2160" Depth	
	QTY	VALVE, MISC	YEARS	PART NO.	DESCRIPTION	
	32	Keeper	66	VK-97 Std Only	VINTAGE; 1 groove; Square cut key groove	
	16	Spring Insert	66	259-100A Std Only	.060"; Carton of 100	
	16	Spring Insert	66	259-100B Std Only	VINTAGE; .030"; Carton of 100	

(continued on next page)

GM Car (Incl. Buick, Cad., Chev., Olds., Pontiac)

601 401 6.6L (6572cc) OHV V8 (16 Valve) (Buick), 4.1875" Bore (GMC Eng.), 4 Bbl. "Eng. Code MV" 1966
(cont.)

BLOCK	QTY	PISTON	YEARS	PART NO.	DESCRIPTION	BLOCK
	8	Cast Piston	66	69P 30 30-40-60	VINTAGE; Cast; .9999" Pin Dia.; 2 Rings 5/64 Groove, 1 Ring 3/16 Groove, 1.905 plus .374 crown CD, Domed Head - 9.8:1 C.R.	
	8	Cast Piston - Individual	66	W69P 30 30-40-60	VINTAGE; Cast; .9999" Pin Dia.; 2 Rings 5/64 Groove, 1 Ring 3/16 Groove, 1.905 plus .374 crown CD, Domed Head - 9.8:1 C.R.	
	QTY	RINGS	YEARS	PART NO.	DESCRIPTION	
	1	Standard Set	66	E-287X Std-30-40	VINTAGE; 2-5/64, 1-3/16; Iron	
	QTY	ENGINE BEARINGS	YEARS	PART NO.	DESCRIPTION	
	1	Main Set	66	4265M Std-10	VINTAGE	
	1	Rod Set	66	8-3320CP Std-10-20-30	VINTAGE	
	8	Rod Pair	66	3320CP Std-10-20-30	VINTAGE	
	1	Cam Set	66	1269M Std Only	VINTAGE	
	QTY	OIL PUMP	YEARS	PART NO.	DESCRIPTION	
	1	Oil Pump	66	224-415	VINTAGE	

602 401 6.6L (6572cc) OHV V8 (16 Valve) (Buick), 4.1875" Bore (GMC Eng.), 4 Bbl. 1959

VALVE TRAIN	QTY	TIMING	YEARS	PART NO.	DESCRIPTION	VALVE TRAIN
	1	Timing Chain	59	222-491	52 Links	
	1	Crank Sprocket	59	223-276	VINTAGE; 19 Teeth	
	QTY	CAMSHAFT/LIFTER	YEARS	PART NO.	DESCRIPTION	
	16	Lifter	59	HT-896 Std Only	VINTAGE; Hyd.	
	16	Lifter, Bulk	59	HT-896B Std Only	VINTAGE; Hyd.; Carton of 126	
	QTY	PUSH ROD	YEARS	PART NO.	DESCRIPTION	
	16	Push Rod	59	RP-3173 Std Only	VINTAGE; 8.7230" O.A.L.	
	QTY	VALVE	YEARS	PART NO.	DESCRIPTION	
	8	Exhaust	59	V-1654 Std Only	VINTAGE; 1.5000" Head Dia., 0.3715" Stem Dia., 4.7880" O.A.L.	
	8	Intake	59	V-1415 Std Only	VINTAGE; 1.8740" Head Dia., 0.3726" Stem Dia., 4.7953" O.A.L.	
	QTY	VALVE GUIDE	YEARS	PART NO.	DESCRIPTION	
	8	Guide	59	VG-628 Std Only	VINTAGE; Loc. Exhaust; 0.3745" ID, 2.7500" O.A.L	
	8	Guide	59	VG-628 Std Only	VINTAGE; Loc. Intake; 0.3745" ID, 2.7500" O.A.L	
	QTY	VALVE SPRING	YEARS	PART NO.	DESCRIPTION	
	16	Spring	59	VS-527 Std Only	VINTAGE; Loc. Inner; 2.0100" Free Height	
	16	Spring	59	VS-612 Std Only	VINTAGE; Loc. Outer; 2.0700" Free Height	
	QTY	VALVE SEAL	YEARS	PART NO.	DESCRIPTION	
	16	Valve Stem Seal	59	ST-2014 Std Only	Positive type; Installation requires valve guide machining; (TFL) PTFE	
	16	Valve Stem Seal Bulk	59	ST-2014BC Std Only	Positive type; Installation requires valve guide machining; Carton of 100; (TFL) PTFE	
	QTY	VALVE SEAT	YEARS	PART NO.	DESCRIPTION	
	8	Seat	59	245-1562-1 Std Only	Loc. Exh.; 1.5675" OD, 1.3125" ID, 0.2160" Depth	
	8	Seat	59	245-1562-1N Std Only	Loc. Exh.; Premium Material; 1.5675" OD, 1.3125" ID, 0.2160" Depth	
	8	Seat	59	245-2000-1 Std Only	Loc. Int.; 2.0055" OD, 1.7500" ID, 0.2160" Depth	
	QTY	VALVE, MISC	YEARS	PART NO.	DESCRIPTION	
	32	Keeper	59	VK-97 Std Only	VINTAGE; 1 groove; Square cut key groove	
	16	Spring Insert	59	259-100A Std Only	.060"; Carton of 100	
	16	Spring Insert	59	259-100B Std Only	VINTAGE; .030"; Carton of 100	
BLOCK	QTY	PISTON	YEARS	PART NO.	DESCRIPTION	BLOCK
	8	Cast Piston	59	69P 30 30-40-60	VINTAGE; Cast; .9999" Pin Dia.; 2 Rings 5/64 Groove, 1 Ring 3/16 Groove, 1.905 plus .374 crown CD, Domed Head - 9.8:1 C.R.	
	8	Cast Piston - Individual	59	W69P 30 30-40-60	VINTAGE; Cast; .9999" Pin Dia.; 2 Rings 5/64 Groove, 1 Ring 3/16 Groove, 1.905 plus .374 crown CD, Domed Head - 9.8:1 C.R.	
	QTY	RINGS	YEARS	PART NO.	DESCRIPTION	
	1	Standard Set	59	E-287X Std-30-40	VINTAGE; 2-5/64, 1-3/16; Iron	
	QTY	ENGINE BEARINGS	YEARS	PART NO.	DESCRIPTION	
	1	Main Set	59	4265M Std-10	VINTAGE	
	1	Rod Set	59	8-3320CP Std-10-20-30	VINTAGE	
	8	Rod Pair	59	3320CP Std-10-20-30	VINTAGE	
	1	Cam Set	59	1269M Std Only	VINTAGE	

GM Car (Incl. Buick, Cad., Chev., Olds., Pontiac)

402 6.6L (6588cc) OHV V8 (16 Valve) (Chevrolet), 4.125" Bore (GMC Eng.), 4 Bbl. "VIN S" 1972 603

QTY	TIMING	YEARS	PART NO.	DESCRIPTION
1	3 Piece Set	72	KT3-501SA	Exc. Spec. Hi-Perf.; Incl. silent type chain; (1) 222-501; (1) 223-392; (1) 223-393
1	Timing Chain	72	222-501	Exc. Spec. Hi-Perf.; Silent type; 50 Links
1	Timing Chain	72	222-495	Spec. Hi-Perf.; Silent type; 50 Links
1	Crank Sprocket	72	223-393	Exc. Spec. Hi-Perf.; 19 Teeth
1	Cam Sprocket	72	223-392	Exc. Spec. Hi-Perf.; 38 Teeth
QTY	CAMSHAFT/LIFTER	YEARS	PART NO.	DESCRIPTION
1	Camshaft	72	CS-774	Exc. Spec. Hi-Perf.; Hydraulic, (050) Duration at .050 Lobe Lift, 203 Exh., 193 Int., 112 Degrees Lobe Separation
1	Performance Cam	72	CS-1004R	Pro-1500 Perf. Cam; Use w/Hyd. lifters; 0.464" Exh. Valve Lift, 0.439" Int. Valve Lift, Hydraulic, (050) Duration at .050 Lobe Lift, 200 Exh., 190 Int., 110 Degrees Lobe Separation
1	Performance Cam	72	CS-1088R	Pro-2000 Perf. Cam; Use w/Hyd. lifters; 0.501" Exh. Valve Lift, 0.476" Int. Valve Lift, Hydraulic, (050) Duration at .050 Lobe Lift, 214 Exh., 204 Int., 112 Degrees Lobe Separation
1	Performance Cam	72	CS-1015R	Pro-3000 Perf. Cam; Use w/Hyd. lifters; 0.527" Exh. Valve Lift, 0.501" Int. Valve Lift, Hydraulic, (050) Duration at .050 Lobe Lift, 224 Exh., 214 Int., 112 Degrees Lobe Separation
1	Performance Cam	72	CS-165R	Spec. Hi-Perf.; Pro-4000 Perf. Cam; 0.52" Exh. Valve Lift, 0.52" Int. Valve Lift, Mechanical, (050) Duration at .050 Lobe Lift, 242 Exh., 242 Int., 114 Degrees Lobe Separation
1	Prelube		55-403 Std Only	1.5 oz. packet
1	Prelube		55-400 Std Only	4 oz. bottle; 1.5 oz. packet No. 55-403 also avail.
16	Lifter	72	HT-817 Std Only	Exc. Spec. Hi-Perf.; Hyd.
16	Lifter	72	AT-992 Std Only	Spec. Hi-Perf.; Speed-Pro Mech.
16	Lifter, Bulk	72	HT-817B Std Only	Exc. Spec. Hi-Perf.; Hyd.; Carton of 128
16	Lifter, Bulk	72	AT-992B Std Only	Spec. Hi-Perf.; Speed-Pro Mech.; Carton of 128
QTY	CAM KIT	YEARS	PART NO.	DESCRIPTION
1	Cam/Lifter Kit	72	KC-774	Exc. Spec. Hi-Perf.; Hyd.; (1) 55-403B; (1) CS-774; (16) HT-817
1	Cam/Lifter Kit	72	KC-1004R	Exc. Spec. Hi-Perf.; Hyd.; Pro-1500 Perf. Cam; Duration at .050", 190 Int., 202 Exh.; Valve lift .454" Int., .480" Exh.; Lobe Separation 110 Degrees; (1) 55-403B; (1) CS-1004R; (16) HT-817
1	Cam/Lifter Kit	72	KC-1088R	Exc. Spec. Hi-Perf.; Hyd.; Pro-2000 Perf. Cam; Duration at .050", 204 Int., 214 Exh.; Valve lift .476" Int., .501" Exh.; Lobe Separation 112 Degrees; (1) 55-403B; (1) CS-1088R; (16) HT-817
1	Cam/Lifter Kit	72	KC-1015R	Exc. Spec. Hi-Perf.; Hyd.; Pro-3000 Perf. Cam; Duration at .050", 214 Int., 224 Exh.; Valve lift .501" Int., .527" Exh.; Lobe Separation 112 Degrees; (1) 55-403B; (1) CS-1015R; (16) HT-817
1	Cam/Lifter Kit	72	KC-165R	Spec. Hi-Perf.; Mech.; Pro-4000 Perf. Cam; Duration at .050", 242 Int., 242 Exh.; Valve lift .518" Int., .514" Exh.; Lobe Separation 114 Degrees; (1) 55-403B; (16) AT-992; (1) CS-165R
1	Cam/Lifter/Timing Kit	72	KCT-774	Exc. Spec. Hi-Perf.; Hyd.; Incl. silent type chain; (1) 55-403B; (1) CS-774; (16) HT-817; (1) KT3-501SA
QTY	PUSH ROD	YEARS	PART NO.	DESCRIPTION
8	Push Rod	72	RP-3181 Std Only	Loc. Exh.; .3125" dia.; 9.2520" O.A.L.
8	Push Rod	72	RP-3103 Std Only	Loc. Exh.; .375" Rod dia.; 9.2540" O.A.L.
8	Push Rod	72	RP-3215R Std Only	Loc. Exh.; Chrome-Moly; .375" tube dia.; 9.2520" O.A.L.
8	Push Rod	72	RP-3218R Std Only	Loc. Exh.; Chrome-Moly; .437" tube dia.; 9.2520" O.A.L.
8	Push Rod	72	RP-3182 Std Only	Loc. Int.; .3125" dia.; 8.2800" O.A.L.
8	Push Rod	72	RP-3104 Std Only	Loc. Int.; .375" Rod dia.; 8.2810" O.A.L.
8	Push Rod	72	RP-3216R Std Only	Loc. Int.; Chrome-Moly; .375" tube dia.; 8.2800" O.A.L.
8	Push Rod	72	RP-3217R Std Only	Loc. Int.; Chrome-Moly; .437" tube dia.; 8.2800" O.A.L.
8	Push Rod, Bulk	72	BRP-3181 Std Only	Loc. Exh.; .3125" dia.; Carton of 100; 9.2520" O.A.L.
8	Push Rod, Bulk	72	BRP-3103 Std Only	Loc. Exh.; .375" Rod dia.; Carton of 100; 9.2540" O.A.L.
8	Push Rod, Bulk	72	BRP-3182 Std Only	Loc. Int.; .3125" dia.; Carton of 100; 8.2800" O.A.L.
8	Push Rod, Bulk	72	BRP-3104 Std Only	Loc. Int.; .375" Rod dia.; Carton of 100; 8.2810" O.A.L.
QTY	ROCKER PARTS	YEARS	PART NO.	DESCRIPTION
16	Arm Assy.	72	R-851 Std Only	Incl. arm, ball & nut
16	Arm Assy., Bulk	72	R-851B Std Only	Incl. arm, ball & nut; Carton of 64
16	Arm	72	R-851A Std Only	
16	Rocker Arm Ball	72	MR-1815 Std Only	
16	Nut	72	MR-1813 Std Only	7/16" thread
16	Stud	72	MR-1910RS Std Only	7/16" thread, 1.955" length, .710" depth

VALVE TRAIN

VALVE TRAIN

(continued on next page)

GM Car (Incl. Buick, Cad., Chev., Olds., Pontiac)

603 402 6.6L (6588cc) OHV V8 (16 Valve) (Chevrolet), 4.125" Bore (GMC Eng.), 4 Bbl. "VIN S" 1972
(cont.)

QTY	VALVE	YEARS	PART NO.	DESCRIPTION
8	Exhaust	72	V-1911 Std-3-15	VINTAGE; Chrome plated stem; 1.7200" Head Dia., 0.3718" Stem Dia., 5.3550" O.A.L.
8	Exhaust, Bulk	72	V-1911B Std-15	VINTAGE; Chrome plated stem; Carton of 25; 1.7200" Head Dia., 0.3718" Stem Dia., 5.3550" O.A.L.
8	Intake	72	V-1912 Std-3-15	Chrome plated stem; 2.0650" Head Dia., 0.3720" Stem Dia., 5.2300" O.A.L.
8	Intake, Bulk	72	V-1912B Std Only	Chrome plated stem; Carton of 25; 2.0650" Head Dia., 0.3720" Stem Dia., 5.2300" O.A.L.
QTY	VALVE GUIDE	YEARS	PART NO.	DESCRIPTION
8	Guide	72	VG-688 Std Only	Loc. Exh.; 0.3740" ID, 2.6300" O.A.L
8	Guide	72	VG-689 Std Only	Loc. Int.; 0.3735" ID, 2.4200" O.A.L
8	Guide, Bulk	72	VG-689B Std Only	Loc. Int.; Carton of 50; 0.3735" ID, 2.4200" O.A.L
QTY	VALVE SPRING	YEARS	PART NO.	DESCRIPTION
16	Spring	72	VS-708 Std Only	The spring retainer must be replaced w/O.E. No. 3964264; Double spring; 2.1200" Free Height
16	Spring	72	VS-657 Std Only	VINTAGE; Single spring; Incl. damper; 2.1100" Free Height
QTY	VALVE SEAL	YEARS	PART NO.	DESCRIPTION
16	Valve Stem Seal	72	ST-2004 Std Only	Positive type; Installation requires valve guide machining; (RBBTF) Rubber/PTFE
16	Valve Stem Seal	72	MV-1769C Std Only	Umbrella type; (PLY) Polyacrylate
16	Valve Stem Seal Bulk	72	ST-2004BC Std Only	Positive type; Installation requires valve guide machining; Carton of 100; (RBBTF) Rubber/PTFE
16	Valve Stem Seal Bulk	72	MV-1769 Std Only	Umbrella type; Carton of 100; (PLY) Polyacrylate
QTY	VALVE SEAT	YEARS	PART NO.	DESCRIPTION
8	Seat	72	245-1812-4 Std Only	Loc. Exh.; Exc. Hi-Perf.; 1.8175" OD, 1.5625" ID, 0.2160" Depth
8	Seat	72	245-1812-4N Std Only	Loc. Exh.; Exc. Hi-Perf.; Premium Material; 1.8175" OD, 1.5625" ID, 0.2160" Depth
8	Seat	72	245-2250-1 Std Only	Loc. Int.; Exc. Hi-Perf.; Machine ID to fit; 2.2555" OD, 1.9375" ID, 0.1855" Depth
QTY	VALVE, MISC	YEARS	PART NO.	DESCRIPTION
32	Keeper	72	VK-138A Std Only	1 groove; Square cut key groove; Carton pack 24
32	Keeper	72	VK-138 Std Only	1 groove; Square cut key groove; Carton pack 32
32	Keeper	72	VK-138R Std Only	1 groove; Square cut key groove; Hardened
32	Keeper, Bulk	72	VK-138B Std Only	1 groove; Square cut key groove; Carton of 1000
16	Spring Insert	72	259-303C Std Only	.015"; ID .703"; Carton of 100
16	Spring Insert	72	259-103C Std Only	.015"; ID 1.030"; Carton of 100
16	Spring Insert	72	259-303B Std Only	.030"; ID .703"; Carton of 100
16	Spring Insert	72	259-103B Std Only	.030"; ID 1.030"; Carton of 100
16	Spring Insert	72	259-103BRS Std Only	.030"; ID 1.030"; Carton of 500
16	Spring Insert	72	259-303A Std Only	.060"; ID .703"; Carton of 100
16	Spring Insert	72	259-303ARS Std Only	.060"; ID .703"; Carton of 500
16	Spring Insert	72	259-103A Std Only	.060"; ID 1.030"; Carton of 100
16	Spring Insert	72	259-103ARS Std Only	.060"; ID 1.030"; Carton of 500
QTY	PISTON	YEARS	PART NO.	DESCRIPTION
8	Cast Piston	72	402P Std-30-40-60	VINTAGE; Cast; .9894" Pin Dia.; 2 Rings 5/64 Groove, 1 Ring 3/16 Groove, 1.732 plus .125 crown CD, Crowned Head
8	Cast Piston - Individual	72	W402P Std-30-40-60	VINTAGE; Cast; .9894" Pin Dia.; 2 Rings 5/64 Groove, 1 Ring 3/16 Groove, 1.732 plus .125 crown CD, Crowned Head
QTY	RINGS	YEARS	PART NO.	DESCRIPTION
1	Premium Set	72	E-243K Std-20-30-40-60	VINTAGE; 2-5/64, 1-3/16; Premium Moly
1	Standard Set	72	E-243X Std-20-30-40-60	VINTAGE; 2-5/64, 1-3/16; Iron
QTY	ENGINE BEARINGS	YEARS	PART NO.	DESCRIPTION
1	Main Set	72	4400MA Std-1-2-10-20-30-40	A-Series aluminum bearings
1	Main Set	72	7133MA 10 10-20-30-40	A-Series aluminum bearings; w/.010" O/S length flange brg.
1	Main Set	72	7122MA 10 10-20-30	A-Series aluminum bearings; w/.020" O/S length flange brg.
1	Rod Set	72	8-3190A Std-1-10-20-30-40-60	A-Series aluminum bearings
8	Rod Pair	72	3190A Std-1-10-20-30-40-50	A-Series aluminum bearings
1	Cam Set	72	1404M Std Only	Babbitt material; Full round design
QTY	OIL PUMP	YEARS	PART NO.	DESCRIPTION
1	Oil Pump	72	224-4154	
1	Oil Pump	72	224-4153	High Volume; Check for clearance; Use shaft w/steel guide
1	Inter. Shaft	72	224-6154A	Exc. Spec. Hi-Perf.; Shaft w/slotted end, 6.52" O.A.L.; Use w/nylon guide

VALVE TRAIN

VALVE TRAIN

BLOCK

BLOCK

(continued on next page)

GM Car (Incl. Buick, Cad., Chev., Olds., Pontiac)

402 6.6L (6588cc) OHV V8 (16 Valve) (Chevrolet), 4.125" Bore (GMC Eng.), 4 Bbl. "VIN S" 1972 603
(cont.)

	QTY	OIL PUMP (cont.)	YEARS	PART NO.	DESCRIPTION
BLOCK	1	Inter. Shaft	72	224-6154	Spec. Hi-Perf.; Shaft w/slotted end, 6.82" O.A.L.; Has integral steel guide
	1	Oil Pump Shaft Guide	72	224-43343	Nylon
	1	Screen Assy.	72	224-43620	Use with 8" pan
	1	GASKETS	YEARS	PART NO.	DESCRIPTION
	1	Kit Gasket Set	72	260-1717	Premium set; Hi-Perf.; w/Oval port heads; Header gskts. incl.; Complete set
	1	Kit Gasket Set	72	260-1081	Premium set; Hi-Perf.; w/Rectangular port heads; Header gskts. incl.; Complete set
	1	Kit Gasket Set	72	260-1009T	VINTAGE; Exc. Special Hi-Perf.; Exh. pipe packing not incl.; PermaDryPlus® oil pan gskt. incl.; PermaDryPlus® water outlet gskt. incl.; Premium valve stem seals incl.
	1	Kit Gasket Set	72	260-1009	VINTAGE; Exc. Special Hi-Perf.; Exh. pipe packing not incl.; Premium valve stem seals incl.
	1	FREEZE PLUGS	YEARS	PART NO.	DESCRIPTION
	1	Brass Block Plug Kit	72	381-8009	1.750" Diameter
	1	Steel Block Plug Kit	72	381-4017	1.750" Diameter, 0.593" Height
	1	Brass Deep Cup Freeze Plug	72	381-9030	2.219" Diameter
1	Steel Deep Cup Freeze Plug	72	381-3082		
1	Steel Shallow Cup Freeze Plug	72	381-2154		

402 6.6L (6588cc) OHV V8 (16 Valve) (Chevrolet), 4.125" Bore (GMC Eng.), 4 Bbl. "VIN U" 1972 604

	QTY	TIMING	YEARS	PART NO.	DESCRIPTION
VALVE TRAIN	1	3 Piece Set	72	KT3-501SA	Exc. Spec. Hi-Perf.; Incl. silent type chain; (1) 222-501; (1) 223-392; (1) 223-393
	1	Timing Chain	72	222-501	Exc. Spec. Hi-Perf.; Silent type; 50 Links
	1	Timing Chain	72	222-495	Spec. Hi-Perf.; Silent type; 50 Links
	1	Crank Sprocket	72	223-393	Exc. Spec. Hi-Perf.; 19 Teeth
	1	Cam Sprocket	72	223-392	Exc. Spec. Hi-Perf.; 38 Teeth
	1	CAMSHAFT/LIFTER	YEARS	PART NO.	DESCRIPTION
	1	Camshaft	72	CS-774	Exc. Spec. Hi-Perf.; Hydraulic, (050) Duration at .050 Lobe Lift, 203 Exh., 193 Int., 112 Degrees Lobe Separation
	1	Performance Cam	72	CS-1004R	Pro-1500 Perf. Cam; Use w/Hyd. lifters; 0.464" Exh. Valve Lift, 0.439" Int. Valve Lift, Hydraulic, (050) Duration at .050 Lobe Lift, 200 Exh., 190 Int., 110 Degrees Lobe Separation
	1	Performance Cam	72	CS-1088R	Pro-2000 Perf. Cam; Use w/Hyd. lifters; 0.501" Exh. Valve Lift, 0.476" Int. Valve Lift, Hydraulic, (050) Duration at .050 Lobe Lift, 214 Exh., 204 Int., 112 Degrees Lobe Separation
	1	Performance Cam	72	CS-1015R	Pro-3000 Perf. Cam; Use w/Hyd. lifters; 0.527" Exh. Valve Lift, 0.501" Int. Valve Lift, Hydraulic, (050) Duration at .050 Lobe Lift, 224 Exh., 214 Int., 112 Degrees Lobe Separation
	1	Performance Cam	72	CS-165R	Spec. Hi-Perf.; Pro-4000 Perf. Cam; 0.52" Exh. Valve Lift, 0.52" Int. Valve Lift, Mechanical, (050) Duration at .050 Lobe Lift, 242 Exh., 242 Int., 114 Degrees Lobe Separation
	1	Prelube		55-403 Std Only	1.5 oz. packet
	1	Prelube		55-400 Std Only	4 oz. bottle; 1.5 oz. packet No. 55-403 also avail.
	16	Lifter	72	HT-817 Std Only	Exc. Spec. Hi-Perf.; Hyd.
	16	Lifter	72	AT-992 Std Only	Spec. Hi-Perf.; Speed-Pro Mech.
	16	Lifter, Bulk	72	HT-817B Std Only	Exc. Spec. Hi-Perf.; Hyd.; Carton of 128
	16	Lifter, Bulk	72	AT-992B Std Only	Spec. Hi-Perf.; Speed-Pro Mech.; Carton of 128
	1	CAM KIT	YEARS	PART NO.	DESCRIPTION
	1	Cam/Lifter Kit	72	KC-774	Exc. Spec. Hi-Perf.; Hyd.; (1) 55-403B; (1) CS-774; (16) HT-817
	1	Cam/Lifter Kit	72	KC-1004R	Exc. Spec. Hi-Perf.; Hyd.; Pro-1500 Perf. Cam; Duration at .050", 190 Int., 202 Exh.; Valve lift .454" Int., .480" Exh.; Lobe Separation 110 Degrees; (1) 55-403B; (1) CS-1004R; (16) HT-817
	1	Cam/Lifter Kit	72	KC-1088R	Exc. Spec. Hi-Perf.; Hyd.; Pro-2000 Perf. Cam; Duration at .050", 204 Int., 214 Exh.; Valve lift .476" Int., .501" Exh.; Lobe Separation 112 Degrees; (1) 55-403B; (1) CS-1088R; (16) HT-817
	1	Cam/Lifter Kit	72	KC-1015R	Exc. Spec. Hi-Perf.; Hyd.; Pro-3000 Perf. Cam; Duration at .050", 214 Int., 224 Exh.; Valve lift .501" Int., .527" Exh.; Lobe Separation 112 Degrees; (1) 55-403B; (1) CS-1015R; (16) HT-817

(continued on next page)

GM Car (Incl. Buick, Cad., Chev., Olds., Pontiac)

604 402 6.6L (6588cc) OHV V8 (16 Valve) (Chevrolet), 4.125" Bore (GMC Eng.), 4 Bbl. "VIN U" 1972
(cont.)

QTY	CAM KIT (cont.)	YEARS	PART NO.	DESCRIPTION
1	Cam/Lifter Kit	72	KC-165R	Spec. Hi-Perf.; Mech.; Pro-4000 Perf. Cam; Duration at .050", 242 Int., 242 Exh.; Valve lift .518" Int., .514" Exh.; Lobe Separation 114 Degrees; (1) 55-403B; (16) AT-992; (1) CS-165R
1	Cam/Lifter/Timing Kit	72	KCT-774	Exc. Spec. Hi-Perf.; Hyd.; Incl. silent type chain; (1) 55-403B; (1) CS-774; (16) HT-817; (1) KT3-501SA
QTY	PUSH ROD	YEARS	PART NO.	DESCRIPTION
8	Push Rod	72	RP-3181 Std Only	Loc. Exh.; .3125" dia.; 9.2520" O.A.L.
8	Push Rod	72	RP-3103 Std Only	Loc. Exh.; .375" Rod dia.; 9.2540" O.A.L.
8	Push Rod	72	RP-3215R Std Only	Loc. Exh.; Chrome-Moly; .375" tube dia.; 9.2520" O.A.L.
8	Push Rod	72	RP-3218R Std Only	Loc. Exh.; Chrome-Moly; .437" tube dia.; 9.2520" O.A.L.
8	Push Rod	72	RP-3182 Std Only	Loc. Int.; .3125" dia.; 8.2800" O.A.L.
8	Push Rod	72	RP-3104 Std Only	Loc. Int.; .375" Rod dia.; 8.2810" O.A.L.
8	Push Rod	72	RP-3216R Std Only	Loc. Int.; Chrome-Moly; .375" tube dia.; 8.2800" O.A.L.
8	Push Rod	72	RP-3217R Std Only	Loc. Int.; Chrome-Moly; .437" tube dia.; 8.2800" O.A.L.
8	Push Rod, Bulk	72	BRP-3181 Std Only	Loc. Exh.; .3125" dia.; Carton of 100; 9.2520" O.A.L.
8	Push Rod, Bulk	72	BRP-3103 Std Only	Loc. Exh.; .375" Rod dia.; Carton of 100; 9.2540" O.A.L.
8	Push Rod, Bulk	72	BRP-3182 Std Only	Loc. Int.; .3125" dia.; Carton of 100; 8.2800" O.A.L.
8	Push Rod, Bulk	72	BRP-3104 Std Only	Loc. Int.; .375" Rod dia.; Carton of 100; 8.2810" O.A.L.
QTY	ROCKER PARTS	YEARS	PART NO.	DESCRIPTION
16	Arm Assy.	72	R-851 Std Only	Incl. arm, ball & nut
16	Arm Assy., Bulk	72	R-851B Std Only	Incl. arm, ball & nut; Carton of 64
16	Arm	72	R-851A Std Only	
16	Rocker Arm Ball	72	MR-1815 Std Only	
16	Nut	72	MR-1813 Std Only	7/16" thread
16	Stud	72	MR-1910RS Std Only	7/16" thread, 1.955" length, .710" depth
QTY	VALVE	YEARS	PART NO.	DESCRIPTION
8	Exhaust	72	V-1911 Std-3-15	VINTAGE; Chrome plated stem; 1.7200" Head Dia., 0.3718" Stem Dia., 5.3550" O.A.L.
8	Exhaust, Bulk	72	V-1911B Std-15	VINTAGE; Chrome plated stem; Carton of 25; 1.7200" Head Dia., 0.3718" Stem Dia., 5.3550" O.A.L.
8	Intake	72	V-1912 Std-3-15	Chrome plated stem; 2.0650" Head Dia., 0.3720" Stem Dia., 5.2300" O.A.L.
8	Intake, Bulk	72	V-1912B Std Only	Chrome plated stem; Carton of 25; 2.0650" Head Dia., 0.3720" Stem Dia., 5.2300" O.A.L.
QTY	VALVE GUIDE	YEARS	PART NO.	DESCRIPTION
8	Guide	72	VG-688 Std Only	Loc. Exh.; 0.3740" ID, 2.6300" O.A.L
8	Guide	72	VG-689 Std Only	Loc. Int.; 0.3735" ID, 2.4200" O.A.L
8	Guide, Bulk	72	VG-689B Std Only	Loc. Int.; Carton of 50; 0.3735" ID, 2.4200" O.A.L
QTY	VALVE SPRING	YEARS	PART NO.	DESCRIPTION
16	Spring	72	VS-708 Std Only	The spring retainer must be replaced w/O.E. No. 3964264; Double spring; 2.1200" Free Height
16	Spring	72	VS-657 Std Only	VINTAGE; Single spring; Incl. damper; 2.1100" Free Height
QTY	VALVE SEAL	YEARS	PART NO.	DESCRIPTION
16	Valve Stem Seal	72	ST-2004 Std Only	Positive type; Installation requires valve guide machining; (RBBTF) Rubber/PTFE
16	Valve Stem Seal	72	MV-1769C Std Only	Umbrella type; (PLY) Polyacrylate
16	Valve Stem Seal Bulk	72	ST-2004BC Std Only	Positive type; Installation requires valve guide machining; Carton of 100; (RBBTF) Rubber/PTFE
16	Valve Stem Seal Bulk	72	MV-1769 Std Only	Umbrella type; Carton of 100; (PLY) Polyacrylate
QTY	VALVE SEAT	YEARS	PART NO.	DESCRIPTION
8	Seat	72	245-1812-4 Std Only	Loc. Exh.; Exc. Hi-Perf.; 1.8175" OD, 1.5625" ID, 0.2160" Depth
8	Seat	72	245-1812-4N Std Only	Loc. Exh.; Exc. Hi-Perf.; Premium Material; 1.8175" OD, 1.5625" ID, 0.2160" Depth
8	Seat	72	245-2250-1 Std Only	Loc. Int.; Exc. Hi-Perf.; Machine ID to fit; 2.2555" OD, 1.9375" ID, 0.1855" Depth
QTY	VALVE, MISC	YEARS	PART NO.	DESCRIPTION
32	Keeper	72	VK-138A Std Only	1 groove; Square cut key groove; Carton pack 24
32	Keeper	72	VK-138 Std Only	1 groove; Square cut key groove; Carton pack 32
32	Keeper	72	VK-138R Std Only	1 groove; Square cut key groove; Hardened
32	Keeper, Bulk	72	VK-138B Std Only	1 groove; Square cut key groove; Carton of 1000
16	Spring Insert	72	259-303C Std Only	.015"; ID .703"; Carton of 100
16	Spring Insert	72	259-103C Std Only	.015"; ID 1.030"; Carton of 100
16	Spring Insert	72	259-303B Std Only	.030"; ID .703"; Carton of 100
16	Spring Insert	72	259-103B Std Only	.030"; ID 1.030"; Carton of 100
16	Spring Insert	72	259-103BRS Std Only	.030"; ID 1.030"; Carton of 500
16	Spring Insert	72	259-303A Std Only	.060"; ID .703"; Carton of 100
16	Spring Insert	72	259-303ARS Std Only	.060"; ID .703"; Carton of 500
16	Spring Insert	72	259-103A Std Only	.060"; ID 1.030"; Carton of 100

VALVE TRAIN

VALVE TRAIN

(continued on next page)

GM Car (Incl. Buick, Cad., Chev., Olds., Pontiac)

402 6.6L (6588cc) OHV V8 (16 Valve) (Chevrolet), 4.125" Bore (GMC Eng.), 4 Bbl. "VIN U" 1972 604 (cont.)

QTY	VALVE, MISC (cont.)	YEARS	PART NO.	DESCRIPTION
16	Spring Insert	72	259-103ARS Std Only	.060"; ID 1.030"; Carton of 500
QTY	PISTON	YEARS	PART NO.	DESCRIPTION
8	Cast Piston	72	402P Std-30-40-60	VINTAGE; Cast; .9894" Pin Dia.; 2 Rings 5/64 Groove, 1 Ring 3/16 Groove, 1.732 plus .125 crown CD, Crowned Head
8	Cast Piston - Individual	72	W402P Std-30-40-60	VINTAGE; Cast; .9894" Pin Dia.; 2 Rings 5/64 Groove, 1 Ring 3/16 Groove, 1.732 plus .125 crown CD, Crowned Head
QTY	RINGS	YEARS	PART NO.	DESCRIPTION
1	Premium Set	72	E-243K Std-20-30-40-60	VINTAGE; 2-5/64, 1-3/16; Premium Moly
1	Standard Set	72	E-243X Std-20-30-40-60	VINTAGE; 2-5/64, 1-3/16; Iron
QTY	ENGINE BEARINGS	YEARS	PART NO.	DESCRIPTION
1	Main Set	72	4400MA Std-1-2-10-20-30-40	A-Series aluminum bearings
1	Main Set	72	7133MA 10 10-20-30-40	A-Series aluminum bearings ; w/.010" O/S length flange brg.
1	Main Set	72	7122MA 10 10-20-30	A-Series aluminum bearings ; w/.020" O/S length flange brg.
1	Rod Set	72	8-3190A Std-1-10-20-30-40-60	A-Series aluminum bearings
8	Rod Pair	72	3190A Std-1-10-20-30-40-50	A-Series aluminum bearings
1	Cam Set	72	1404M Std Only	Babbitt material; Full round design
QTY	OIL PUMP	YEARS	PART NO.	DESCRIPTION
1	Oil Pump	72	224-4154	
1	Oil Pump	72	224-4153	High Volume; Check for clearance; Use shaft w/steel guide
1	Inter. Shaft	72	224-6154A	Exc. Spec. Hi-Perf.; Shaft w/slotted end, 6.52" O.A.L.; Use w/nylon guide
1	Inter. Shaft	72	224-6154	Spec. Hi-Perf.; Shaft w/slotted end, 6.82" O.A.L.; Has integral steel guide
1	Oil Pump Shaft Guide	72	224-43343	Nylon
1	Screen Assy.	72	224-43620	Use with 8" pan
QTY	GASKETS	YEARS	PART NO.	DESCRIPTION
1	Kit Gasket Set	72	260-1717	Premium set; Hi-Perf.; w/Oval port heads; Header gskts. incl.; Complete set
1	Kit Gasket Set	72	260-1081	Premium set; Hi-Perf.; w/Rectangular port heads; Header gskts. incl.; Complete set
1	Kit Gasket Set	72	260-1009T	VINTAGE; Exc. Special Hi-Perf.; Exh. pipe packing not incl.; PermaDryPlus® oil pan gskt. incl.; PermaDryPlus® water outlet gskt. incl.; Premium valve stem seals incl.
1	Kit Gasket Set	72	260-1009	VINTAGE; Exc. Special Hi-Perf.; Exh. pipe packing not incl.; Premium valve stem seals incl.
QTY	FREEZE PLUGS	YEARS	PART NO.	DESCRIPTION
1	Brass Block Plug Kit	72	381-8009	
1	Steel Block Plug Kit	72	381-4017	
1	Brass Deep Cup Freeze Plug	72	381-9030	1.750" Diameter
1	Steel Deep Cup Freeze Plug	72	381-3082	1.750" Diameter, 0.593" Height
1	Steel Shallow Cup Freeze Plug	72	381-2154	2.219" Diameter

402 6.6L (6588cc) OHV V8 (16 Valve) (Chevrolet), 4.125" Bore (GMC Eng.), 4 Bbl. 1971-1970 605

QTY	TIMING	YEARS	PART NO.	DESCRIPTION
1	3 Piece Set	71-70	KT3-501SA	Exc. Spec. Hi-Perf.; Incl. silent type chain; (1) 222-501; (1) 223-392; (1) 223-393
1	Timing Chain	71-70	222-501	Exc. Spec. Hi-Perf.; Silent type; 50 Links
1	Timing Chain	71-70	222-495	Spec. Hi-Perf.; Silent type; 50 Links
1	Crank Sprocket	71-70	223-393	Exc. Spec. Hi-Perf.; 19 Teeth
1	Cam Sprocket	71-70	223-392	Exc. Spec. Hi-Perf.; 38 Teeth
QTY	CAMSHAFT/LIFTER	YEARS	PART NO.	DESCRIPTION
1	Camshaft	71-70	CS-774	Exc. Spec. Hi-Perf.; Hydraulic, (050) Duration at .050 Lobe Lift, 203 Exh., 193 Int., 112 Degrees Lobe Separation
1	Performance Cam	71-70	CS-1004R	Pro-1500 Perf. Cam; Use w/Hyd. lifters; 0.464" Exh. Valve Lift, 0.439" Int. Valve Lift, Hydraulic, (050) Duration at .050 Lobe Lift, 200 Exh., 190 Int., 110 Degrees Lobe Separation
1	Performance Cam	71-70	CS-1088R	Pro-2000 Perf. Cam; Use w/Hyd. lifters; 0.501" Exh. Valve Lift, 0.476" Int. Valve Lift, Hydraulic, (050) Duration at .050 Lobe Lift, 214 Exh., 204 Int., 112 Degrees Lobe Separation
1	Performance Cam	71-70	CS-1015R	Pro-3000 Perf. Cam; Use w/Hyd. lifters; 0.527" Exh. Valve Lift, 0.501" Int. Valve Lift, Hydraulic, (050) Duration at .050 Lobe Lift, 224 Exh., 214 Int., 112 Degrees Lobe Separation

(continued on next page)

GM Car (Incl. Buick, Cad., Chev., Olds., Pontiac)

605 402 6.6L (6588cc) OHV V8 (16 Valve) (Chevrolet), 4.125" Bore (GMC Eng.), 4 Bbl. 1971-1970
(cont.)

QTY	CAMSHAFT/LIFTER	YEARS	PART NO.	DESCRIPTION
1	Performance Cam	71-70	CS-165R	Spec. Hi-Perf.; Pro-4000 Perf. Cam; 0.52" Exh. Valve Lift, 0.52" Int. Valve Lift, Mechanical, (050) Duration at .050 Lobe Lift, 242 Exh., 242 Int., 114 Degrees Lobe Separation
1	Prelube		55-403 Std Only	1.5 oz. packet
1	Prelube		55-400 Std Only	4 oz. bottle; 1.5 oz. packet No. 55-403 also avail.
16	Lifter	71-70	HT-817 Std Only	Exc. Spec. Hi-Perf.; Hyd.
16	Lifter	71-70	AT-992 Std Only	Spec. Hi-Perf.; Speed-Pro Mech.
16	Lifter, Bulk	71-70	HT-817B Std Only	Exc. Spec. Hi-Perf.; Hyd.; Carton of 128
16	Lifter, Bulk	71-70	AT-992B Std Only	Spec. Hi-Perf.; Speed-Pro Mech.; Carton of 128
QTY	CAM KIT	YEARS	PART NO.	DESCRIPTION
1	Cam/Lifter Kit	71-70	KC-774	Exc. Spec. Hi-Perf.; Hyd.; (1) 55-403B; (1) CS-774; (16) HT-817
1	Cam/Lifter Kit	71-70	KC-1004R	Exc. Spec. Hi-Perf.; Hyd.; Pro-1500 Perf. Cam; Duration at .050", 190 Int., 202 Exh.; Valve lift .454" Int., .480" Exh.; Lobe Separation 110 Degrees; (1) 55-403B; (1) CS-1004R; (16) HT-817
1	Cam/Lifter Kit	71-70	KC-1088R	Exc. Spec. Hi-Perf.; Hyd.; Pro-2000 Perf. Cam; Duration at .050", 204 Int., 214 Exh.; Valve lift .476" Int., .501" Exh.; Lobe Separation 112 Degrees; (1) 55-403B; (1) CS-1088R; (16) HT-817
1	Cam/Lifter Kit	71-70	KC-1015R	Exc. Spec. Hi-Perf.; Hyd.; Pro-3000 Perf. Cam; Duration at .050", 214 Int., 224 Exh.; Valve lift .501" Int., .527" Exh.; Lobe Separation 112 Degrees; (1) 55-403B; (1) CS-1015R; (16) HT-817
1	Cam/Lifter Kit	71-70	KC-165R	Spec. Hi-Perf.; Mech.; Pro-4000 Perf. Cam; Duration at .050", 242 Int., 242 Exh.; Valve lift .518" Int., .514" Exh.; Lobe Separation 114 Degrees; (1) 55-403B; (16) AT-992; (1) CS-165R
1	Cam/Lifter/Timing Kit	71-70	KCT-774	Exc. Spec. Hi-Perf.; Hyd.; Incl. silent type chain; (1) 55-403B; (1) CS-774; (16) HT-817; (1) KT3-501SA
QTY	PUSH ROD	YEARS	PART NO.	DESCRIPTION
8	Push Rod	71-70	RP-3181 Std Only	Loc. Exh.; .3125" dia.; 9.2520" O.A.L.
8	Push Rod	71-70	RP-3103 Std Only	Loc. Exh.; .375" Rod dia.; 9.2540" O.A.L.
8	Push Rod	71-70	RP-3215R Std Only	Loc. Exh.; Chrome-Moly; .375" tube dia.; 9.2520" O.A.L.
8	Push Rod	71-70	RP-3218R Std Only	Loc. Exh.; Chrome-Moly; .437" tube dia.; 9.2520" O.A.L.
8	Push Rod	71-70	RP-3182 Std Only	Loc. Int.; .3125" dia.; 8.2800" O.A.L.
8	Push Rod	71-70	RP-3104 Std Only	Loc. Int.; .375" Rod dia.; 8.2810" O.A.L.
8	Push Rod	71-70	RP-3216R Std Only	Loc. Int.; Chrome-Moly; .375" tube dia.; 8.2800" O.A.L.
8	Push Rod	71-70	RP-3217R Std Only	Loc. Int.; Chrome-Moly; .437" tube dia.; 8.2800" O.A.L.
8	Push Rod, Bulk	71-70	BRP-3181 Std Only	Loc. Exh.; .3125" dia.; Carton of 100; 9.2520" O.A.L.
8	Push Rod, Bulk	71-70	BRP-3103 Std Only	Loc. Exh.; .375" Rod dia.; Carton of 100; 9.2540" O.A.L.
8	Push Rod, Bulk	71-70	BRP-3182 Std Only	Loc. Int.; .3125" dia.; Carton of 100; 8.2800" O.A.L.
8	Push Rod, Bulk	71-70	BRP-3104 Std Only	Loc. Int.; .375" Rod dia.; Carton of 100; 8.2810" O.A.L.
QTY	ROCKER PARTS	YEARS	PART NO.	DESCRIPTION
16	Arm Assy.	71-70	R-851 Std Only	Incl. arm, ball & nut
16	Arm Assy., Bulk	71-70	R-851B Std Only	Incl. arm, ball & nut; Carton of 64
16	Arm	71-70	R-851A Std Only	
16	Rocker Arm Ball	71-70	MR-1815 Std Only	
16	Nut	71-70	MR-1813 Std Only	7/16" thread
16	Stud	71-70	MR-1910RS Std Only	7/16" thread, 1.955" length, .710" depth
QTY	VALVE	YEARS	PART NO.	DESCRIPTION
8	Exhaust	71	V-1911 Std-3-15	VINTAGE; Chrome plated stem; 1.7200" Head Dia., 0.3718" Stem Dia., 5.3550" O.A.L.
8	Exhaust	70	V-1861 Std Only	Spec. Hi-Perf.; Chrome plated stem; 1.8740" Head Dia., 0.3703" Stem Dia., 5.3622" O.A.L.
8	Exhaust	70	V-1911 Std-3-15	VINTAGE; Exc. Spec. Hi-Perf.; Chrome plated stem; 1.7200" Head Dia., 0.3718" Stem Dia., 5.3550" O.A.L.
8	Exhaust, Bulk	71-70	V-1911B Std-15	VINTAGE; Chrome plated stem; Carton of 25; 1.7200" Head Dia., 0.3718" Stem Dia., 5.3550" O.A.L.
8	Intake	71	V-1912 Std-3-15	Chrome plated stem; 2.0650" Head Dia., 0.3720" Stem Dia., 5.2300" O.A.L.
8	Intake	70	V-1912 Std-3-15	Exc. Spec. Hi-Perf.; Chrome plated stem; 2.0650" Head Dia., 0.3720" Stem Dia., 5.2300" O.A.L.
8	Intake	70	V-1905 Std Only	Spec. Hi-Perf.; Chrome plated stem; 2.1890" Head Dia., .3720" Stem Dia., 5.2280" O.A.L.
8	Intake, Bulk	71-70	V-1912B Std Only	Chrome plated stem; Carton of 25; 2.0650" Head Dia., 0.3720" Stem Dia., 5.2300" O.A.L.
QTY	VALVE GUIDE	YEARS	PART NO.	DESCRIPTION
8	Guide	71-70	VG-688 Std Only	Loc. Exh.; 0.3740" ID, 2.6300" O.A.L.

VALVE TRAIN

VALVE TRAIN

(continued on next page)

GM Car (Incl. Buick, Cad., Chev., Olds., Pontiac)

402 6.6L (6588cc) OHV V8 (16 Valve) (Chevrolet), 4.125" Bore (GMC Eng.), 4 Bbl. 1971-1970 **605**
(cont.)

	QTY	VALVE GUIDE (cont.)	YEARS	PART NO.	DESCRIPTION
VALVE TRAIN	8	Guide	71-70	VG-689 Std Only	Loc. Int.; 0.3735" ID, 2.4200" O.A.L
	8	Guide, Bulk	71-70	VG-689B Std Only	Loc. Int.; Carton of 50; 0.3735" ID, 2.4200" O.A.L
	16	Spring	71-70	VS-708 Std Only	The spring retainer must be replaced w/O.E. No. 3964264; Double spring; 2.1200" Free Height
	16	Spring	71-70	VS-657 Std Only	VINTAGE; Single spring; Incl. damper; 2.1100" Free Height
	16	Valve Stem Seal	71-70	ST-2004 Std Only	Positive type; Installation requires valve guide machining; (RBBTF) Rubber/PTFE
	16	Valve Stem Seal	71-70	MV-1769C Std Only	Umbrella type; (PLY) Polyacrylate
	16	Valve Stem Seal Bulk	71-70	ST-2004BC Std Only	Positive type; Installation requires valve guide machining; Carton of 100; (RBBTF) Rubber/PTFE
	16	Valve Stem Seal Bulk	71-70	MV-1769 Std Only	Umbrella type; Carton of 100; (PLY) Polyacrylate
	8	Seat	71-70	245-1812-4 Std Only	Loc. Exh.; Exc. Hi-Perf.; 1.8175" OD, 1.5625" ID, 0.2160" Depth
	8	Seat	71-70	245-1812-4N Std Only	Loc. Exh.; Exc. Hi-Perf.; Premium Material; 1.8175" OD, 1.5625" ID, 0.2160" Depth
	8	Seat	71-70	245-2250-1 Std Only	Loc. Int.; Exc. Hi-Perf.; Machine ID to fit; 2.2555" OD, 1.9375" ID, 0.1855" Depth
	32	Keeper	71-70	VK-138A Std Only	1 groove; Square cut key groove; Carton pack 24
	32	Keeper	71-70	VK-138 Std Only	1 groove; Square cut key groove; Carton pack 32
	32	Keeper	71-70	VK-138R Std Only	1 groove; Square cut key groove; Hardened
	32	Keeper, Bulk	71-70	VK-138B Std Only	1 groove; Square cut key groove; Carton of 1000
	16	Spring Insert	71-70	259-303C Std Only	.015"; ID .703"; Carton of 100
16	Spring Insert	71-70	259-103C Std Only	.015"; ID 1.030"; Carton of 100	
16	Spring Insert	71-70	259-303B Std Only	.030"; ID .703"; Carton of 100	
16	Spring Insert	71-70	259-103B Std Only	.030"; ID 1.030"; Carton of 100	
16	Spring Insert	71-70	259-103BRS Std Only	.030"; ID 1.030"; Carton of 500	
16	Spring Insert	71-70	259-303A Std Only	.060"; ID .703"; Carton of 100	
16	Spring Insert	71-70	259-303ARS Std Only	.060"; ID .703"; Carton of 500	
16	Spring Insert	71-70	259-103A Std Only	.060"; ID 1.030"; Carton of 100	
16	Spring Insert	71-70	259-103ARS Std Only	.060"; ID 1.030"; Carton of 500	
BLOCK	8	Cast Piston	71-70	402P Std-30-40-60	VINTAGE; Cast; .9894" Pin Dia.; 2 Rings 5/64 Groove, 1 Ring 3/16 Groove, 1.732 plus .125 crown CD, Crowned Head
	8	Cast Piston - Individual	71-70	W402P Std-30-40-60	VINTAGE; Cast; .9894" Pin Dia.; 2 Rings 5/64 Groove, 1 Ring 3/16 Groove, 1.732 plus .125 crown CD, Crowned Head
	8	POWERFORGED	70	L-2383F 30 30-40-60	Powerforged; 0.9897" Pin Dia.; 2 Rings 5/64 Groove, 1 Ring 3/16 Groove, 1.770 CD, .110 dome, 1 relief; DUROSHIELD® skirt coated piston
	8	POWERFORGED Piston-Individual	70	WL-2383F 30 30-40-60	Powerforged; 0.9897" Pin Dia.; 2 Rings 5/64 Groove, 1 Ring 3/16 Groove, 1.770 CD, .110 dome, 1 relief; DUROSHIELD® skirt coated piston
	8	POWERFORGED Piston-Individual	70	WL-2328NF 30 30-60	Spec. Hi-Perf.; Powerforged; 0.990" Pin Dia.; 2 Rings 5/64 Groove, 1 Ring 3/16 Groove, 1.765 CD, .319 dome; DUROSHIELD® skirt coated piston
	1	Premium Set	71-70	E-243K Std-20-30-40-60	VINTAGE; 2-5/64, 1-3/16; Premium Moly
	1	Standard Set	71-70	E-243X Std-20-30-40-60	VINTAGE; 2-5/64, 1-3/16; Iron
	1	Main Set	71-70	4400MA Std-1-2-10-20-30-40	A-Series aluminum bearings
	1	Main Set	71-70	7133MA 10 10-20-30-40	A-Series aluminum bearings; w/.010" O/S length flange brg.
	1	Main Set	71-70	7122MA 10 10-20-30	A-Series aluminum bearings; w/.020" O/S length flange brg.
	1	Rod Set	71-70	8-3190A Std-1-10-20-30-40-60	A-Series aluminum bearings
	8	Rod Pair	71-70	3190A Std-1-10-20-30-40-50	A-Series aluminum bearings
	1	Cam Set	71-70	1404M Std Only	Babbitt material; Full round design
	1	Oil Pump	71-70	224-4154	
	1	Oil Pump	71-70	224-4153	High Volume; Check for clearance; Use shaft w/steel guide
	1	Inter. Shaft	71-70	224-6154A	Exc. Spec. Hi-Perf.; Shaft w/slotted end, 6.52" O.A.L.; Use w/nylon guide
1	Inter. Shaft	71-70	224-6154	Spec. Hi-Perf.; Shaft w/slotted end, 6.82" O.A.L.; Has integral steel guide	
1	Oil Pump Shaft Guide	71-70	224-43343	Nylon	

(continued on next page)

GM Car (Incl. Buick, Cad., Chev., Olds., Pontiac)

605 402 6.6L (6588cc) OHV V8 (16 Valve) (Chevrolet), 4.125" Bore (GMC Eng.), 4 Bbl. 1971-1970
(cont.)

BLOCK	QTY	OIL PUMP (cont.)	YEARS	PART NO.	DESCRIPTION	BLOCK
	1	Screen Assy.	71-70	224-43620	Use with 8" pan	
	1	GASKETS	YEARS	PART NO.	DESCRIPTION	
	1	Kit Gasket Set	71-70	260-1717	Premium set; Hi-Perf.; w/Oval port heads; Header gskts. incl.; Complete set	
	1	Kit Gasket Set	71-70	260-1081	Premium set; Hi-Perf.; w/Rectangular port heads; Header gskts. incl.; Complete set	
	1	Kit Gasket Set	71-70	260-1009T	VINTAGE; Exc. Special Hi-Perf.; Exh. pipe packing not incl.; PermaDryPlus® oil pan gskt. incl.; PermaDryPlus® water outlet gskt. incl.; Premium valve stem seals incl.	
	1	Kit Gasket Set	71-70	260-1009	VINTAGE; Exc. Special Hi-Perf.; Exh. pipe packing not incl.; Premium valve stem seals incl.	
	1	FREEZE PLUGS	YEARS	PART NO.	DESCRIPTION	
	1	Brass Block Plug Kit	71-70	381-8009		
	1	Steel Block Plug Kit	71-70	381-4017		
	1	Brass Deep Cup Freeze Plug	71-70	381-9030	1.750" Diameter	
	1	Steel Deep Cup Freeze Plug	71-70	381-3082	1.750" Diameter, 0.593" Height	
	1	Steel Shallow Cup Freeze Plug	71-70	381-2154	2.219" Diameter	

606 403 6.6L (6604cc) OHV V8 (16 Valve) (Oldsmobile), 4.351" Bore (GMC Eng.), 4 Bbl. "VIN K" 1979-1977

VALVE TRAIN	QTY	TIMING	YEARS	PART NO.	DESCRIPTION	VALVE TRAIN
	1	3 Piece Set	79-77	KT3-498SA3	(1) 222-498; (1) 223-348; (1) 223-349	
	1	Timing Set w/Gaskets	79-77	CTS-1005		
	1	Timing Chain	79-77	222-498	48 Links	
	1	Crank Sprocket	79-77	223-349	18 Teeth	
	1	Cam Sprocket	79-77	223-348	36 Teeth	
	1	CAMSHAFT/LIFTER	YEARS	PART NO.	DESCRIPTION	
	1	Camshaft	79-77	CS-707	Hydraulic, (050) Duration at .050 Lobe Lift, 200 Exh., 187 Int., 109 Degrees Lobe Separation	
	1	Prelube		55-403 Std Only	1.5 oz. packet	
	1	Prelube		55-400 Std Only	4 oz. bottle; 1.5 oz. packet No. 55-403 also avail.	
	16	Lifter	79-77	HT-951 Std Only	Hyd.	
	16	Lifter, Bulk	79-77	HT-951B Std Only	Hyd.; Carton of 128	
	1	CAM KIT	YEARS	PART NO.	DESCRIPTION	
	1	Cam/Lifter Kit	79-77	KC-707	Hyd.; (1) 55-403B; (1) CS-707; (16) HT-951	
	1	Cam/Lifter/Timing Kit	79-77	KCT-707	Hyd.; (1) 55-403B; (1) CS-707; (16) HT-951; (1) KT3-498SA3	
	16	PUSH ROD	YEARS	PART NO.	DESCRIPTION	
	16	Push Rod	79-77	RP-3174 Std Only	VINTAGE; 8.2340" O.A.L.	
	16	Push Rod, Bulk	79-77	BRP-3174 Std Only	VINTAGE; Carton of 100; 8.2340" O.A.L.	
	8	ROCKER PARTS	YEARS	PART NO.	DESCRIPTION	
	8	Arm Assy.	79-77	R-856 Std Only	VINTAGE; Incl. 2-arms & 1-pivot assy.	
	8	Arm Assy., Bulk	79-77	R-856B Std Only	VINTAGE; Incl. 2-arms & 1-pivot assy.; Carton of 64	
	8	Arm	79-77	R-856A Std Only	VINTAGE	
	8	Bridge	79-77	MR-1840 Std Only		
	8	Pivot	79-77	MR-1903 Std Only		
	8	VALVE	YEARS	PART NO.	DESCRIPTION	
	8	Exhaust	79-77	V-2061 Std-15	Chrome plated stem; 1.5020" Head Dia., 0.3423" Stem Dia., 4.6880" O.A.L.	
	8	Intake	79-77	V-1775 Std Only	VINTAGE; 1.9920" Head Dia., 0.3430" Stem Dia., 4.7090" O.A.L.	
	8	Intake	79-77	V-2304 Std Only	VINTAGE; Stock replacement; 1.9950" Head Dia., 0.3430" Stem Dia., 4.6670" O.A.L.	
	16	VALVE GUIDE	YEARS	PART NO.	DESCRIPTION	
	16	Guide	79-77	VG-5038 Std Only	0.3430" ID, 2.1200" O.A.L	
	16	Guide, Bulk	79-77	VG-5038B Std Only	Carton of 50; 0.3430" ID, 2.1200" O.A.L	
	16	VALVE SPRING	YEARS	PART NO.	DESCRIPTION	
	16	Spring	79-77	VS-721 Std Only	1.9600" Free Height	
	16	Spring, Bulk	79-77	VS-721B Std Only	Carton of 250; 1.9600" Free Height	
	8	VALVE SEAL	YEARS	PART NO.	DESCRIPTION	
	8	Valve Stem Seal	79-77	MV-1819C Std Only	Loc. Int.; Umbrella type; (NYL) Nylon	
	16	Valve Stem Seal	79-77	ST-2001 Std Only	Positive type; Installation requires valve guide machining; (RBBTF) Rubber/PTFE	
	8	Valve Stem Seal Bulk	79-77	MV-1819 Std Only	Loc. Int.; Umbrella type; Carton of 50; (NYL) Nylon	
	16	Valve Stem Seal Bulk	79-77	ST-2001BC Std Only	Positive type; Installation requires valve guide machining; Carton of 100; (RBBTF) Rubber/PTFE	
	8	VALVE SEAT	YEARS	PART NO.	DESCRIPTION	
	8	Seat	79-77	245-1562-2 Std Only	Loc. Exh.; 1.5675" OD, 1.3125" ID, 0.2480" Depth	

(continued on next page)

GM Car (Incl. Buick, Cad., Chev., Olds., Pontiac)

403 6.6L (6604cc) OHV V8 (16 Valve) (Oldsmobile), 4.351" Bore (GMC Eng.), 4 Bbl. "VIN K" 1979-1977 606
(cont.)

QTY	VALVE SEAT (cont.)	YEARS	PART NO.	DESCRIPTION
8	Seat	79-77	245-1562-2N Std Only	Loc. Exh.; Premium Material; 1.5675" OD, 1.3125" ID, 0.2480" Depth
8	Seat	79-77	245-2125-1 Std Only	Loc. Int.; 2.1305" OD, 1.8125" ID, 0.2480" Depth
QTY	VALVE, MISC	YEARS	PART NO.	DESCRIPTION
32	Keeper	79-77	VK-115A Std Only	1 groove; Square cut key groove; Carton pack 24
32	Keeper	79-77	VK-115 Std Only	1 groove; Square cut key groove; Carton pack 32
32	Keeper	79-77	VK-115R Std Only	1 groove; Square cut key groove; Hardened
32	Keeper, Bulk	79-77	VK-115B Std Only	1 groove; Square cut key groove; Carton of 1000
16	Spring Insert	79-77	259-303C Std Only	.015"; ID .703"; Carton of 100
16	Spring Insert	79-77	259-303B Std Only	.030"; ID .703"; Carton of 100
16	Spring Insert	79-77	259-303A Std Only	.060"; ID .703"; Carton of 100
16	Spring Insert	79-77	259-303ARS Std Only	.060"; ID .703"; Carton of 500
QTY	PISTON	YEARS	PART NO.	DESCRIPTION
8	Cast Piston	79-77	466NP Std-20-30-40-60	VINTAGE; Cast; .9804" Pin Dia.; 2 Rings 5/64 Groove, 1 Ring 3/16 Groove, 1.595 CD, Recessed Head .150 deep x 3.250 dia. - 7.9:1 C.R.
8	Cast Piston - Individual	79-77	W466NP Std-20-30-40-60	VINTAGE; Cast; .9804" Pin Dia.; 2 Rings 5/64 Groove, 1 Ring 3/16 Groove, 1.595 CD, Recessed Head .150 deep x 3.250 dia. - 7.9:1 C.R.
QTY	RINGS	YEARS	PART NO.	DESCRIPTION
1	Premium Set	79-77	E-378K Std-20-30-40	VINTAGE; 2-5/64, 1-3/16; Premium Moly
1	Standard Set	79-77	E-378X Std-20-30-40	VINTAGE; 2-5/64, 1-3/16; Iron
QTY	ENGINE BEARINGS	YEARS	PART NO.	DESCRIPTION
1	Main Set	79-77	4281M Std-1-10-20-30	3.824" max. flange OD
1	Rod Set	79-77	8-3045A Std-10-20-30-40	A-Series aluminum bearings
8	Rod Pair	79-77	3045A Std-1-10-20-30-40	A-Series aluminum bearings
1	Cam Set	79-78	1466M Std Only	Full round design
1	Cam Set	77	1234M Std Only	VINTAGE; Babbitt material; Full round design
QTY	OIL PUMP	YEARS	PART NO.	DESCRIPTION
1	Oil Pump	79-77	224-41203	
1	Oil Pump	79-77	224-41203V	High Volume, check pan for clearance; Use w/224-11203V screen
1	Inter. Shaft	79-77	224-61203	
1	Screen Assy.	79-77	224-11203	5/8" inlet tube
1	Screen Assy.	79-77	224-11203V	Bolt-on 3/4" tube; Use w/224-41203V pump
QTY	GASKETS	YEARS	PART NO.	DESCRIPTION
1	Kit Gasket Set	79-77	260-1104	VINTAGE; Int. manifold gskt. not incl.; Premium valve stem seals incl.
1	Valley Pan Gasket Set	79-77	260-4001	
QTY	FREEZE PLUGS	YEARS	PART NO.	DESCRIPTION
1	Brass Block Plug Kit	79-77	381-8047	VINTAGE
1	Steel Block Plug Kit	79-77	381-4020	
1	Brass Deep Cup Freeze Plug	79-77	381-9002	1.500" Diameter, 0.375" Height
1	Steel Deep Cup Freeze Plug	79-77	381-3077	0.906" Diameter
1	Steel Deep Cup Freeze Plug	79-77	381-3133	1.500" Diameter, 0.375" Height
1	Steel Deep Cup Freeze Plug	79-77	381-3054	19/32" Diameter
1	Steel Deep Cup Freeze Plug	79-77	381-3131	2.094" Diameter

409 6.7L (6704cc) OHV V8 (16 Valve) (Chevrolet), 4.3125" Bore (GMC Eng.), 2-4 Bbl. 1965-1962 607

QTY	TIMING	YEARS	PART NO.	DESCRIPTION
1	Timing Chain	65-62	222-494	48 Links
1	Crank Sprocket	65-62	223-262	VINTAGE; 18 Teeth
1	Cam Sprocket	65-62	223-261	VINTAGE; 36 Teeth
QTY	CAMSHAFT/LIFTER	YEARS	PART NO.	DESCRIPTION
16	Lifter	62	AT-992 Std Only	Speed-Pro Mech.
16	Lifter, Bulk	62	AT-992B Std Only	Speed-Pro Mech.; Carton of 128
QTY	ROCKER PARTS	YEARS	PART NO.	DESCRIPTION
16	Arm Assy.	65-62	R-827 Std Only	VINTAGE; Incl. arm, ball & nut
16	Rocker Arm Ball	65-62	MR-1780 Std Only	
16	Nut	65-62	MR-1751 Std Only	Self-locking, 3/8" x 24 threads
16	Stud	65-62	MR-1752 Std Only	.003" O/S; 3/8" x 24 x 2.495"
16	Stud	65-62	MR-1949 Std Only	.372" x 24 x 2.495"
QTY	VALVE GUIDE	YEARS	PART NO.	DESCRIPTION
8	Guide	65-62	VG-5062 Std Only	Loc. Int.; Plain; 0.3735" ID, 2.3800" O.A.L
QTY	VALVE SPRING	YEARS	PART NO.	DESCRIPTION
8	Spring	63-62	VS-521 Std Only	Loc. Outer; Incl. damper; 2.1090" Free Height

(continued on next page)

GM Car (Incl. Buick, Cad., Chev., Olds., Pontiac)

607 409 6.7L (6704cc) OHV V8 (16 Valve) (Chevrolet), 4.3125" Bore (GMC Eng.), 2-4 Bbl. 1965-1962
(cont.)

VALVE TRAIN	QTY	VALVE SEAL	YEARS	PART NO.	DESCRIPTION	VALVE TRAIN
	16	Valve Stem Seal	65-62	ST-2002 Std Only	Installation requires valve guide machining; (PLY) Polyacrylate	
	16	Valve Stem Seal Bulk	65-62	ST-2002BC Std Only	Positive type; Installation requires valve guide machining; Carton of 100; (PLY) Polyacrylate	
	8	Seat	65-62	245-1812-4 Std Only	Loc. Exh.; 1.8175" OD, 1.5625" ID, 0.2160" Depth	
	8	Seat	65-62	245-1812-4N Std Only	Loc. Exh.; Premium Material; 1.8175" OD, 1.5625" ID, 0.2160" Depth	
	8	Seat	65-62	245-2250-1 Std Only	Loc. Int.; Machine ID to fit; 2.2555" OD, 1.9375" ID, 0.1855" Depth	
	32	Keeper	65-62	VK-138A Std Only	1 groove; Square cut key groove; Carton pack 24	
	32	Keeper	65-62	VK-138 Std Only	1 groove; Square cut key groove; Carton pack 32	
	32	Keeper	65-62	VK-138R Std Only	1 groove; Square cut key groove; Hardened	
	32	Keeper, Bulk	65-62	VK-138B Std Only	1 groove; Square cut key groove; Carton of 1000	
	16	Spring Insert	65-62	259-103C Std Only	.015"; ID 1.030"; Carton of 100	
	16	Spring Insert	65-62	259-103B Std Only	.030"; ID 1.030"; Carton of 100	
	16	Spring Insert	65-62	259-103BRS Std Only	.030"; ID 1.030"; Carton of 500	
	16	Spring Insert	65-62	259-103A Std Only	.060"; ID 1.030"; Carton of 100	
	16	Spring Insert	65-62	259-103ARS Std Only	.060"; ID 1.030"; Carton of 500	
	1	Premium Set	65-62	E-289K Std-30-40-60	VINTAGE; 2-5/64, 1-3/16; Premium Moly	
	1	Standard Set	65-62	E-289X Std-30	VINTAGE; 2-5/64, 1-3/16; Iron	
	1	Main Set	65-62	4036M Std-10-20	VINTAGE	
	1	Rod Set	65-62	8-3190A Std-1-10-20-30-40-60	A-Series aluminum bearings	
	8	Rod Pair	65-62	3190A Std-1-10-20-30-40-50	A-Series aluminum bearings	
	1	Cam Set	65-62	1177M Std Only	VINTAGE	
	1	Oil Pump	65-62	224-4146	5/8" inlet	
	1	Oil Pump	65-62	224-4146A	High Pressure; 5/8" inlet	
	1	Oil Pump	65-62	224-4143	High Volume, check pan for clearance; 5/8" inlet; Use shaft w/steel guide	
	1	Oil Pump Shaft Guide	65-62	224-43343	Nylon	
	1	Screen Assy.	65-62	224-1146	VINTAGE; 5/8" inlet	

608 409 6.7L (6704cc) OHV V8 (16 Valve) (Chevrolet), 4.3125" Bore (GMC Eng.), 4 Bbl. 1965-1961

VALVE TRAIN	QTY	TIMING	YEARS	PART NO.	DESCRIPTION	VALVE TRAIN
	1	Timing Chain	65-62	222-494	48 Links	
	1	Timing Chain	61	222-494	Chevrolet Bel Air Base, Biscayne Base, Impala Base; Hi-Perf.; 48 Links	
	1	Crank Sprocket	65-62	223-262	VINTAGE; 18 Teeth	
	1	Crank Sprocket	61	223-262	Chevrolet Bel Air Base, Biscayne Base, Impala Base; VINTAGE; Hi-Perf.; 18 Teeth	
	1	Cam Sprocket	65-62	223-261	VINTAGE; 36 Teeth	
	1	Cam Sprocket	61	223-261	Chevrolet Bel Air Base, Biscayne Base, Impala Base; VINTAGE; Hi-Perf.; 36 Teeth	
	16	Lifter	65-63	HT-817 Std Only	Hyd.	
	16	Lifter	62-61	AT-992 Std Only	Speed-Pro Mech.	
	16	Lifter, Bulk	65-63	HT-817B Std Only	Hyd.; Carton of 128	
	16	Lifter, Bulk	62-61	AT-992B Std Only	Speed-Pro Mech.; Carton of 128	
	8	Push Rod	65-62	RP-3318 Std Only	VINTAGE; Loc. Exh.; 8.8300" O.A.L.	
	8	Push Rod	65-62	RP-3028 Std Only	VINTAGE; Loc. Exh.; 9.1360" O.A.L.	
	8	Push Rod	65-62	RP-3102 Std Only	VINTAGE; Loc. Int.; 8.7780" O.A.L.	
	8	Push Rod	65-62	RP-3318 Std Only	VINTAGE; Loc. Int.; 8.8300" O.A.L.	
	8	Push Rod, Bulk	65-62	BRP-3028 Std Only	VINTAGE; Loc. Exh.; Carton of 100; 9.1360" O.A.L.	
	8	Push Rod, Bulk	65-62	BRP-3102 Std Only	VINTAGE; Loc. Int.; Carton of 25; 8.7780" O.A.L.	
	16	Arm Assy.	65-61	R-827 Std Only	VINTAGE; Incl. arm, ball & nut	
	16	Rocker Arm Ball	65-61	MR-1780 Std Only		
	16	Nut	65-61	MR-1751 Std Only	Self-locking, 3/8" x 24 threads	
	16	Stud	65-61	MR-1752 Std Only	.003" O/S; 3/8" x 24 x 2.495"	
	16	Stud	65-61	MR-1949 Std Only	.372" x 24 x 2.495"	
	8	Guide	65-61	VG-5062 Std Only	Loc. Int.; Plain; 0.3735" ID, 2.3800" O.A.L.	

(continued on next page)

GM Car (Incl. Buick, Cad., Chev., Olds., Pontiac)

409 6.7L (6704cc) OHV V8 (16 Valve) (Chevrolet), 4.3125" Bore (GMC Eng.), 4 Bbl. 1965-1961 608 (cont.)

	QTY	VALVE GUIDE (cont.)	YEARS	PART NO.	DESCRIPTION
VALVE TRAIN	8	Guide	65-61	VG-5033 Std Only	VINTAGE; Loc. Exh.; Exc. Chrome plated valve stem; 0.3735" ID, 2.6200" O.A.L.
	8	Spring	65-62	VS-521 Std Only	Loc. Outer; Incl. damper; 2.1090" Free Height
	16	Valve Stem Seal	65-61	ST-2002 Std Only	Installation requires valve guide machining; (PLY) Polyacrylate
	16	Valve Stem Seal Bulk	65-61	ST-2002BC Std Only	Positive type; Installation requires valve guide machining; Carton of 100; (PLY) Polyacrylate
	8	Seat	65-62	245-1812-4 Std Only	Loc. Exh.; 1.8175" OD, 1.5625" ID, 0.2160" Depth
	8	Seat	65-62	245-1812-4N Std Only	Loc. Exh.; Premium Material; 1.8175" OD, 1.5625" ID, 0.2160" Depth
	8	Seat	65-62	245-2250-1 Std Only	Loc. Int.; Machine ID to fit; 2.2555" OD, 1.9375" ID, 0.1855" Depth
	32	Keeper	65-62	VK-138A Std Only	1 groove; Square cut key groove; Carton pack 24
	32	Keeper	65-62	VK-138 Std Only	1 groove; Square cut key groove; Carton pack 32
	32	Keeper	65-62	VK-138R Std Only	1 groove; Square cut key groove; Hardened
32	Keeper, Bulk	65-62	VK-138B Std Only	1 groove; Square cut key groove; Carton of 1000	
16	Spring Insert	65-62	259-103C Std Only	.015"; ID 1.030"; Carton of 100	
16	Spring Insert	65-62	259-103B Std Only	.030"; ID 1.030"; Carton of 100	
16	Spring Insert	65-62	259-103BRS Std Only	.030"; ID 1.030"; Carton of 500	
16	Spring Insert	65-62	259-103A Std Only	.060"; ID 1.030"; Carton of 100	
16	Spring Insert	65-62	259-103ARS Std Only	.060"; ID 1.030"; Carton of 500	
BLOCK	1	Premium Set	65-62	E-289K Std-30-40-60	VINTAGE; 2-5/64, 1-3/16; Premium Moly
	1	Standard Set	65-62	E-289X Std-30	VINTAGE; 2-5/64, 1-3/16; Iron
	1	Main Set	65-62	4036M Std-10-20	VINTAGE
	1	Rod Set	65-62	8-3190A Std-1-10-20-30-40-60	A-Series aluminum bearings
	8	Rod Pair	65-62	3190A Std-1-10-20-30-40-50	A-Series aluminum bearings
	1	Cam Set	65-62	1177M Std Only	VINTAGE
	1	Oil Pump	65-62	224-4146	5/8" inlet
	1	Oil Pump	65-62	224-4146A	High Pressure; 5/8" inlet
	1	Oil Pump	65-62	224-4143	High Volume, check pan for clearance; 5/8" inlet; Use shaft w/steel guide
	1	Oil Pump Shaft Guide	65-62	224-43343	Nylon
1	Screen Assy.	65-62	224-1146	VINTAGE; 5/8" inlet	
421 6.9L (6900cc) OHV V8 (16 Valve) (Pontiac), 4.0938" Bore (GMC Eng.), 4 Bbl. "Eng. Code 08B" 1963 609					
VALVE TRAIN	1	3 Piece Set	63	KT3-350S	VINTAGE; 223-305, 223-371 not sold separately; (1) 222-350; (1) 223-305; (1) 223-371
	16	Lifter	63	HT-951 Std Only	Hyd.
	16	Lifter, Bulk	63	HT-951B Std Only	Hyd.; Carton of 128
	16	Push Rod	63	RP-3164 Std-35-60	8.6930" O.A.L.
	16	Push Rod	63	RP-3213R Std Only	Chrome-Moly; 8.6900" O.A.L.
	16	Arm Assy.	63	R-848 Std Only	VINTAGE; Incl. arm & ball
	16	Arm	63	R-848A Std Only	
	8	Exhaust	63	V-1813 Std Only	VINTAGE; Chrome plated stem; 1.6400" Head Dia., 0.3410" Stem Dia., 4.8760" O.A.L.
	8	Intake	63	V-1743 Std Only	VINTAGE; 1.9190" Head Dia., 0.3407" Stem Dia., 4.8940" O.A.L.
	16	Spring	63	VS-445 Std Only	VINTAGE; Loc. Inner; 1.8120" Free Height
16	Spring	63	VS-446 Std Only	VINTAGE; Loc. Outer; 1.9800" Free Height	
16	Valve Stem Seal	63	MV-1233C Std Only	O-Ring; (RBB) Rubber	
16	Valve Stem Seal	63	ST-2092 Std Only	Positive type, Metal Clad; (RBB) Rubber	
16	Valve Stem Seal	63	ST-2003 Std Only	Positive type; Installation requires valve guide machining; (RBB) Rubber	

(continued on next page)

GM Car (Incl. Buick, Cad., Chev., Olds., Pontiac)

609 421 6.9L (6900cc) OHV V8 (16 Valve) (Pontiac), 4.0938" Bore (GMC Eng.), 4 Bbl. "Eng. Code 08B" 1963
(cont.)

QTY	VALVE SEAL (cont.)	YEARS	PART NO.	DESCRIPTION
16	Valve Stem Seal Bulk	63	MV-1233 Std Only	O-Ring; Carton of 100; (RBB) Rubber
16	Valve Stem Seal Bulk	63	ST-2003BC Std Only	Positive type; Installation requires valve guide machining; Carton of 100; (RBB) Rubber
QTY	VALVE SEAT	YEARS	PART NO.	DESCRIPTION
8	Seat	63	245-1750-2 Std Only	Loc. Exh.; 1.7550" OD, 1.5000" ID, 0.2160" Depth
8	Seat	63	245-1750-2N Std Only	Loc. Exh.; Premium Material; 1.7550" OD, 1.5000" ID, 0.2160" Depth
8	Seat	63	245-2000-1 Std Only	Loc. Int.; 2.0055" OD, 1.7500" ID, 0.2160" Depth
QTY	VALVE, MISC	YEARS	PART NO.	DESCRIPTION
32	Keeper	63	VK-115A Std Only	1 groove; Square cut key groove; Carton pack 24
32	Keeper	63	VK-115 Std Only	1 groove; Square cut key groove; Carton pack 32
32	Keeper	63	VK-115R Std Only	1 groove; Square cut key groove; Hardened
32	Keeper, Bulk	63	VK-115B Std Only	1 groove; Square cut key groove; Carton of 1000
16	Spring Insert	63	259-301A Std Only	VINTAGE; .060"; Carton of 100
QTY	RINGS	YEARS	PART NO.	DESCRIPTION
1	Premium Set	63	E-232K Std-30-40-60	VINTAGE; 2-5/64, 1-3/16; Premium Moly
1	Standard Set	63	E-232X 30 30-40-60	VINTAGE; 2-5/64, 1-3/16; Iron
QTY	ENGINE BEARINGS	YEARS	PART NO.	DESCRIPTION
1	Main Set	63	151M Std-10	Performance; 3/4 grooved
1	Main Set	63	4221M Std-10-20-30	VINTAGE; Overplated copper-lead alloy
1	Rod Set	63	8-7050CH Std-10-20	Performance
1	Rod Set	63	8-1555CPA Std-10-20-30-40	VINTAGE
8	Rod Pair	63	1555CPA Std-10-20-30-40	VINTAGE
1	Cam Set	63	1220M Std Only	
QTY	OIL PUMP	YEARS	PART NO.	DESCRIPTION
1	Oil Pump	63	224-43364S	High Pressure; 3/4" inlet tube; Incl. screen
1	Inter. Shaft	63	224-61236	
1	Screen Assy.	63	224-11236	3/4" inlet tube
QTY	GASKETS	YEARS	PART NO.	DESCRIPTION
1	Kit Gasket Set	63	260-1025	VINTAGE; Int. manifold gskts. not incl.; Push rod cover gskt. not incl.
QTY	FREEZE PLUGS	YEARS	PART NO.	DESCRIPTION
1	Brass Block Plug Kit	63	381-8021	VINTAGE
1	Steel Block Plug Kit	63	381-4028	
1	Brass Deep Cup Freeze Plug	63	381-9010	0.938" Diameter
1	Brass Deep Cup Freeze Plug	63	381-9026	1.953" Diameter
1	Steel Deep Cup Freeze Plug	63	381-3039	0.938" Diameter
1	Steel Deep Cup Freeze Plug	63	381-3042	1.953" Diameter
1	Steel Deep Cup Freeze Plug	63	381-3112	2.063" Diameter

610 421 6.9L (6900cc) OHV V8 (16 Valve) (Pontiac), 4.0938" Bore (GMC Eng.), 3-2 Bbl. "Eng. Code 11B" 1963

QTY	TIMING	YEARS	PART NO.	DESCRIPTION
1	3 Piece Set	63	KT3-350S	VINTAGE; 223-305, 223-371 not sold separately; (1) 222-350; (1) 223-305; (1) 223-371
QTY	CAMSHAFT/LIFTER	YEARS	PART NO.	DESCRIPTION
16	Lifter	63	HT-951 Std Only	Hyd.
16	Lifter, Bulk	63	HT-951B Std Only	Hyd.; Carton of 128
QTY	PUSH ROD	YEARS	PART NO.	DESCRIPTION
16	Push Rod	63	RP-3164 Std-35-60	8.6930" O.A.L.
16	Push Rod	63	RP-3213R Std Only	Chrome-Moly; 8.6900" O.A.L.
QTY	VALVE	YEARS	PART NO.	DESCRIPTION
8	Exhaust	63	V-1813 Std Only	VINTAGE; Chrome plated stem; 1.6400" Head Dia., 0.3410" Stem Dia., 4.8760" O.A.L.
8	Intake	63	V-1743 Std Only	VINTAGE; 1.9190" Head Dia., 0.3407" Stem Dia., 4.8940" O.A.L.
QTY	VALVE SEAL	YEARS	PART NO.	DESCRIPTION
16	Valve Stem Seal	63	ST-2092 Std Only	Positive type, Metal Clad; (RBB) Rubber
16	Valve Stem Seal	63	ST-2003 Std Only	Positive type; Installation requires valve guide machining; (RBB) Rubber
16	Valve Stem Seal Bulk	63	ST-2003BC Std Only	Positive type; Installation requires valve guide machining; Carton of 100; (RBB) Rubber
QTY	VALVE SEAT	YEARS	PART NO.	DESCRIPTION
8	Seat	63	245-1750-2 Std Only	Loc. Exh.; 1.7550" OD, 1.5000" ID, 0.2160" Depth
8	Seat	63	245-1750-2N Std Only	Loc. Exh.; Premium Material; 1.7550" OD, 1.5000" ID, 0.2160" Depth
8	Seat	63	245-2000-1 Std Only	Loc. Int.; 2.0055" OD, 1.7500" ID, 0.2160" Depth

(continued on next page)

GM Car (Incl. Buick, Cad., Chev., Olds., Pontiac)

421 6.9L (6900cc) OHV V8 (16 Valve) (Pontiac), 4.0938" Bore (GMC Eng.), 3-2 Bbl. "Eng. Code 11B" 1963 610
(cont.)

	QTY	VALVE, MISC	YEARS	PART NO.	DESCRIPTION
B L O C K	32	Keeper	63	VK-115A Std Only	1 groove; Square cut key groove; Carton pack 24
	32	Keeper	63	VK-115 Std Only	1 groove; Square cut key groove; Carton pack 32
	32	Keeper	63	VK-115R Std Only	1 groove; Square cut key groove; Hardened
	32	Keeper, Bulk	63	VK-115B Std Only	1 groove; Square cut key groove; Carton of 1000
	16	Spring Insert	63	259-301A Std Only	VINTAGE; .060"; Carton of 100
B L O C K	1	Premium Set	63	E-232K Std-30-40-60	VINTAGE; 2-5/64, 1-3/16; Premium Moly
	1	Standard Set	63	E-232X 30 30-40-60	VINTAGE; 2-5/64, 1-3/16; Iron
	1	Main Set	63	151M Std-10	Performance; 3/4 grooved
	1	Main Set	63	4221M Std-10-20-30	VINTAGE; Overplated copper-lead alloy
	1	Rod Set	63	8-7050CH Std-10-20	Performance
	1	Rod Set	63	8-1555CPA Std-10-20-30-40	VINTAGE
	8	Rod Pair	63	1555CPA Std-10-20-30-40	VINTAGE
	1	Cam Set	63	1220M Std Only	
	1	Oil Pump	63	224-43364S	High Pressure; 3/4" inlet tube; Incl. screen
	1	Inter. Shaft	63	224-61236	
	1	Screen Assy.	63	224-11236	3/4" inlet tube
	1	Kit Gasket Set	63	260-1025	VINTAGE; Int. manifold gskts. not incl.; Push rod cover gskt. not incl.
	1	Brass Block Plug Kit	63	381-8021	VINTAGE
	1	Steel Block Plug Kit	63	381-4028	
	1	Brass Deep Cup Freeze Plug	63	381-9010	0.938" Diameter
1	Brass Deep Cup Freeze Plug	63	381-9026	1.953" Diameter	
1	Steel Deep Cup Freeze Plug	63	381-3039	0.938" Diameter	
1	Steel Deep Cup Freeze Plug	63	381-3042	1.953" Diameter	
1	Steel Deep Cup Freeze Plug	63	381-3112	2.063" Diameter	

421 6.9L (6900cc) OHV V8 (16 Valve) (Pontiac), 4.0938" Bore (GMC Eng.), 4 Bbl. "Eng. Code 125" 1963 611

	QTY	TIMING	YEARS	PART NO.	DESCRIPTION
V A L V E T R A I N	1	3 Piece Set	63	KT3-350S	VINTAGE; 223-305, 223-371 not sold separately; (1) 222-350; (1) 223-305; (1) 223-371
	16	Lifter	63	HT-951 Std Only	Hyd.
	16	Lifter, Bulk	63	HT-951B Std Only	Hyd.; Carton of 128
	16	Push Rod	63	RP-3164 Std-35-60	8.6930" O.A.L.
	16	Push Rod	63	RP-3213R Std Only	Chrome-Moly; 8.6900" O.A.L.
	16	Arm Assy.	63	R-848 Std Only	VINTAGE; Incl. arm & ball
	16	Arm	63	R-848A Std Only	
	8	Exhaust	63	V-1813 Std Only	VINTAGE; Chrome plated stem; 1.6400" Head Dia., 0.3410" Stem Dia., 4.8760" O.A.L.
	8	Intake	63	V-1743 Std Only	VINTAGE; 1.9190" Head Dia., 0.3407" Stem Dia., 4.8940" O.A.L.
	16	Spring	63	VS-445 Std Only	VINTAGE; Loc. Inner; 1.8120" Free Height
	16	Spring	63	VS-446 Std Only	VINTAGE; Loc. Outer; 1.9800" Free Height
	16	Valve Stem Seal	63	MV-1233C Std Only	O-Ring; (RBB) Rubber
	16	Valve Stem Seal	63	ST-2092 Std Only	Positive type, Metal Clad; (RBB) Rubber
	16	Valve Stem Seal	63	ST-2003 Std Only	Positive type; Installation requires valve guide machining; (RBB) Rubber
	16	Valve Stem Seal Bulk	63	MV-1233 Std Only	O-Ring; Carton of 100; (RBB) Rubber
16	Valve Stem Seal Bulk	63	ST-2003BC Std Only	Positive type; Installation requires valve guide machining; Carton of 100; (RBB) Rubber	
8	Seat	63	245-1750-2 Std Only	Loc. Exh.; 1.7550" OD, 1.5000" ID, 0.2160" Depth	
8	Seat	63	245-1750-2N Std Only	Loc. Exh.; Premium Material; 1.7550" OD, 1.5000" ID, 0.2160" Depth	
8	Seat	63	245-2000-1 Std Only	Loc. Int.; 2.0055" OD, 1.7500" ID, 0.2160" Depth	
32	Keeper	63	VK-115A Std Only	1 groove; Square cut key groove; Carton pack 24	

(continued on next page)

GM Car (Incl. Buick, Cad., Chev., Olds., Pontiac)

611 421 6.9L (6900cc) OHV V8 (16 Valve) (Pontiac), 4.0938" Bore (GMC Eng.), 4 Bbl. "Eng. Code 125" 1963
(cont.)

	QTY	VALVE, MISC (cont.)	YEARS	PART NO.	DESCRIPTION
BLOCK	32	Keeper	63	VK-115 Std Only	1 groove; Square cut key groove; Carton pack 32
	32	Keeper	63	VK-115R Std Only	1 groove; Square cut key groove; Hardened
	32	Keeper, Bulk	63	VK-115B Std Only	1 groove; Square cut key groove; Carton of 1000
	16	Spring Insert	63	259-301A Std Only	VINTAGE; .060"; Carton of 100
	QTY	RINGS	YEARS	PART NO.	DESCRIPTION
	1	Premium Set	63	E-232K Std-30-40-60	VINTAGE; 2-5/64, 1-3/16; Premium Moly
	1	Standard Set	63	E-232X 30 30-40-60	VINTAGE; 2-5/64, 1-3/16; Iron
	QTY	ENGINE BEARINGS	YEARS	PART NO.	DESCRIPTION
	1	Main Set	63	151M Std-10	Performance; 3/4 grooved
	1	Main Set	63	4221M Std-10-20-30	VINTAGE; Overplated copper-lead alloy
1	Rod Set	63	8-7050CH Std-10-20	Performance	
1	Rod Set	63	8-1555CPA Std-10-20-30-40	VINTAGE	
8	Rod Pair	63	1555CPA Std-10-20-30-40	VINTAGE	
1	Cam Set	63	1220M Std Only		
QTY	OIL PUMP	YEARS	PART NO.	DESCRIPTION	
1	Oil Pump	63	224-43364S	High Pressure; 3/4" inlet tube; Incl. screen	
1	Inter. Shaft	63	224-61236		
1	Screen Assy.	63	224-11236	3/4" inlet tube	
QTY	GASKETS	YEARS	PART NO.	DESCRIPTION	
1	Kit Gasket Set	63	260-1025	VINTAGE; Int. manifold gskts. not incl.; Push rod cover gskt. not incl.	
QTY	FREEZE PLUGS	YEARS	PART NO.	DESCRIPTION	
1	Brass Block Plug Kit	63	381-8021	VINTAGE	
1	Steel Block Plug Kit	63	381-4028		
1	Brass Deep Cup Freeze Plug	63	381-9010	0.938" Diameter	
1	Brass Deep Cup Freeze Plug	63	381-9026	1.953" Diameter	
1	Steel Deep Cup Freeze Plug	63	381-3039	0.938" Diameter	
1	Steel Deep Cup Freeze Plug	63	381-3042	1.953" Diameter	
1	Steel Deep Cup Freeze Plug	63	381-3112	2.063" Diameter	

612 421 6.9L (6900cc) OHV V8 (16 Valve) (Pontiac), 4.0938" Bore (GMC Eng.), 2-4 Bbl. "Eng. Code 135" 1963

	QTY	TIMING	YEARS	PART NO.	DESCRIPTION
VALVE TRAIN	1	3 Piece Set	63	KT3-350S	VINTAGE; 223-305, 223-371 not sold separately; (1) 222-350; (1) 223-305; (1) 223-371
	QTY	CAMSHAFT/LIFTER	YEARS	PART NO.	DESCRIPTION
	16	Lifter	63	HT-951 Std Only	Hyd.
	16	Lifter, Bulk	63	HT-951B Std Only	Hyd.; Carton of 128
	QTY	PUSH ROD	YEARS	PART NO.	DESCRIPTION
	16	Push Rod	63	RP-3164 Std-35-60	8.6930" O.A.L.
	16	Push Rod	63	RP-3213R Std Only	Chrome-Moly; 8.6900" O.A.L.
	QTY	VALVE	YEARS	PART NO.	DESCRIPTION
	8	Exhaust	63	V-1813 Std Only	VINTAGE; Chrome plated stem; 1.6400" Head Dia., 0.3410" Stem Dia., 4.8760" O.A.L.
	8	Intake	63	V-1743 Std Only	VINTAGE; 1.9190" Head Dia., 0.3407" Stem Dia., 4.8940" O.A.L.
QTY	VALVE SEAL	YEARS	PART NO.	DESCRIPTION	
16	Valve Stem Seal	63	ST-2092 Std Only	Positive type, Metal Clad; (RBB) Rubber	
16	Valve Stem Seal	63	ST-2003 Std Only	Positive type; Installation requires valve guide machining; (RBB) Rubber	
16	Valve Stem Seal Bulk	63	ST-2003BC Std Only	Positive type; Installation requires valve guide machining; Carton of 100; (RBB) Rubber	
QTY	VALVE SEAT	YEARS	PART NO.	DESCRIPTION	
8	Seat	63	245-1750-2 Std Only	Loc. Exh.; 1.7550" OD, 1.5000" ID, 0.2160" Depth	
8	Seat	63	245-1750-2N Std Only	Loc. Exh.; Premium Material; 1.7550" OD, 1.5000" ID, 0.2160" Depth	
8	Seat	63	245-2000-1 Std Only	Loc. Int.; 2.0055" OD, 1.7500" ID, 0.2160" Depth	
QTY	VALVE, MISC	YEARS	PART NO.	DESCRIPTION	
32	Keeper	63	VK-115A Std Only	1 groove; Square cut key groove; Carton pack 24	
32	Keeper	63	VK-115 Std Only	1 groove; Square cut key groove; Carton pack 32	
32	Keeper	63	VK-115R Std Only	1 groove; Square cut key groove; Hardened	
32	Keeper, Bulk	63	VK-115B Std Only	1 groove; Square cut key groove; Carton of 1000	
16	Spring Insert	63	259-301A Std Only	VINTAGE; .060"; Carton of 100	
QTY	RINGS	YEARS	PART NO.	DESCRIPTION	
1	Premium Set	63	E-232K Std-30-40-60	VINTAGE; 2-5/64, 1-3/16; Premium Moly	
1	Standard Set	63	E-232X 30 30-40-60	VINTAGE; 2-5/64, 1-3/16; Iron	
QTY	ENGINE BEARINGS	YEARS	PART NO.	DESCRIPTION	
1	Main Set	63	151M Std-10	Performance; 3/4 grooved	

(continued on next page)

GM Car (Incl. Buick, Cad., Chev., Olds., Pontiac)

421 6.9L (6900cc) OHV V8 (16 Valve) (Pontiac), 4.0938" Bore (GMC Eng.), 2-4 Bbl. "Eng. Code 135" 1963 612
(cont.)

BLOCK	QTY	ENGINE BEARINGS	YEARS	PART NO.	DESCRIPTION
	1	Main Set	63	4221M Std-10-20-30	VINTAGE; Overplated copper-lead alloy
	1	Rod Set	63	8-7050CH Std-10-20	Performance
	1	Rod Set	63	8-1555CPA Std-10-20-30-40	VINTAGE
	8	Rod Pair	63	1555CPA Std-10-20-30-40	VINTAGE
	1	Cam Set	63	1220M Std Only	
	QTY	OIL PUMP	YEARS	PART NO.	DESCRIPTION
	1	Oil Pump	63	224-43364S	High Pressure; 3/4" inlet tube; Incl. screen
	1	Inter. Shaft	63	224-61236	
	1	Screen Assy.	63	224-11236	3/4" inlet tube
	QTY	GASKETS	YEARS	PART NO.	DESCRIPTION
	1	Kit Gasket Set	63	260-1025	VINTAGE; Int. manifold gskts. not incl.; Push rod cover gskt. not incl.
	QTY	FREEZE PLUGS	YEARS	PART NO.	DESCRIPTION
	1	Brass Block Plug Kit	63	381-8021	VINTAGE
	1	Steel Block Plug Kit	63	381-4028	
	1	Brass Deep Cup Freeze Plug	63	381-9010	0.938" Diameter
	1	Brass Deep Cup Freeze Plug	63	381-9026	1.953" Diameter
	1	Steel Deep Cup Freeze Plug	63	381-3039	0.938" Diameter
	1	Steel Deep Cup Freeze Plug	63	381-3042	1.953" Diameter
	1	Steel Deep Cup Freeze Plug	63	381-3112	2.063" Diameter

421 6.9L (6900cc) OHV V8 (16 Valve) (Pontiac), 4.0938" Bore (GMC Eng.), 4 Bbl. "Eng. Code 22B" 1963 613

VALVE TRAIN	QTY	TIMING	YEARS	PART NO.	DESCRIPTION
	1	3 Piece Set	63	KT3-350S	VINTAGE; 223-305, 223-371 not sold separately; (1) 222-350; (1) 223-305; (1) 223-371
	QTY	CAMSHAFT/LIFTER	YEARS	PART NO.	DESCRIPTION
	16	Lifter	63	HT-951 Std Only	Hyd.
	16	Lifter, Bulk	63	HT-951B Std Only	Hyd.; Carton of 128
	QTY	PUSH ROD	YEARS	PART NO.	DESCRIPTION
	16	Push Rod	63	RP-3164 Std-35-60	8.6930" O.A.L.
	16	Push Rod	63	RP-3213R Std Only	Chrome-Moly; 8.6900" O.A.L.
	QTY	ROCKER PARTS	YEARS	PART NO.	DESCRIPTION
	16	Arm Assy.	63	R-848 Std Only	VINTAGE; Incl. arm & ball
	16	Arm	63	R-848A Std Only	
	QTY	VALVE	YEARS	PART NO.	DESCRIPTION
	8	Exhaust	63	V-1813 Std Only	VINTAGE; Chrome plated stem; 1.6400" Head Dia., 0.3410" Stem Dia., 4.8760" O.A.L.
	8	Intake	63	V-1743 Std Only	VINTAGE; 1.9190" Head Dia., 0.3407" Stem Dia., 4.8940" O.A.L.
	QTY	VALVE SPRING	YEARS	PART NO.	DESCRIPTION
	16	Spring	63	VS-445 Std Only	VINTAGE; Loc. Inner; 1.8120" Free Height
	16	Spring	63	VS-446 Std Only	VINTAGE; Loc. Outer; 1.9800" Free Height
	QTY	VALVE SEAL	YEARS	PART NO.	DESCRIPTION
	16	Valve Stem Seal	63	MV-1233C Std Only	O-Ring; (RBB) Rubber
	16	Valve Stem Seal	63	ST-2092 Std Only	Positive type, Metal Clad; (RBB) Rubber
	16	Valve Stem Seal	63	ST-2003 Std Only	Positive type; Installation requires valve guide machining; (RBB) Rubber
	16	Valve Stem Seal Bulk	63	MV-1233 Std Only	O-Ring; Carton of 100; (RBB) Rubber
	16	Valve Stem Seal Bulk	63	ST-2003BC Std Only	Positive type; Installation requires valve guide machining; Carton of 100; (RBB) Rubber
	QTY	VALVE SEAT	YEARS	PART NO.	DESCRIPTION
	8	Seat	63	245-1750-2 Std Only	Loc. Exh.; 1.7550" OD, 1.5000" ID, 0.2160" Depth
	8	Seat	63	245-1750-2N Std Only	Loc. Exh.; Premium Material; 1.7550" OD, 1.5000" ID, 0.2160" Depth
	8	Seat	63	245-2000-1 Std Only	Loc. Int.; 2.0055" OD, 1.7500" ID, 0.2160" Depth
	QTY	VALVE, MISC	YEARS	PART NO.	DESCRIPTION
	32	Keeper	63	VK-115A Std Only	1 groove; Square cut key groove; Carton pack 24
	32	Keeper	63	VK-115 Std Only	1 groove; Square cut key groove; Carton pack 32
	32	Keeper	63	VK-115R Std Only	1 groove; Square cut key groove; Hardened
	32	Keeper, Bulk	63	VK-115B Std Only	1 groove; Square cut key groove; Carton of 1000
	16	Spring Insert	63	259-301A Std Only	VINTAGE; .060"; Carton of 100
	QTY	RINGS	YEARS	PART NO.	DESCRIPTION
	1	Premium Set	63	E-232K Std-30-40-60	VINTAGE; 2-5/64, 1-3/16; Premium Moly
	1	Standard Set	63	E-232X 30 30-40-60	VINTAGE; 2-5/64, 1-3/16; Iron
	QTY	ENGINE BEARINGS	YEARS	PART NO.	DESCRIPTION
	1	Main Set	63	151M Std-10	Performance; 3/4 grooved

(continued on next page)

GM Car (Incl. Buick, Cad., Chev., Olds., Pontiac)

613 421 6.9L (6900cc) OHV V8 (16 Valve) (Pontiac), 4.0938" Bore (GMC Eng.), 4 Bbl. "Eng. Code 22B" 1963
(cont.)

BLOCK	QTY	ENGINE BEARINGS (cont.)	YEARS	PART NO.	DESCRIPTION	BLOCK
	1	Main Set	63	4221M Std-10-20-30	VINTAGE; Overplated copper-lead alloy	
	1	Rod Set	63	8-7050CH Std-10-20	Performance	
	1	Rod Set	63	8-1555CPA Std-10-20-30-40	VINTAGE	
	8	Rod Pair	63	1555CPA Std-10-20-30-40	VINTAGE	
	1	Cam Set	63	1220M Std Only		
	QTY	OIL PUMP	YEARS	PART NO.	DESCRIPTION	
	1	Oil Pump	63	224-43364S	High Pressure; 3/4" inlet tube; Incl. screen	
	1	Inter. Shaft	63	224-61236		
	1	Screen Assy.	63	224-11236	3/4" inlet tube	
	QTY	GASKETS	YEARS	PART NO.	DESCRIPTION	
	1	Kit Gasket Set	63	260-1025	VINTAGE; Int. manifold gskts. not incl.; Push rod cover gskt. not incl.	
	QTY	FREEZE PLUGS	YEARS	PART NO.	DESCRIPTION	
	1	Brass Block Plug Kit	63	381-8021	VINTAGE	
	1	Steel Block Plug Kit	63	381-4028		
	1	Brass Deep Cup Freeze Plug	63	381-9010	0.938" Diameter	
	1	Brass Deep Cup Freeze Plug	63	381-9026	1.953" Diameter	
	1	Steel Deep Cup Freeze Plug	63	381-3039	0.938" Diameter	
	1	Steel Deep Cup Freeze Plug	63	381-3042	1.953" Diameter	
	1	Steel Deep Cup Freeze Plug	63	381-3112	2.063" Diameter	

614 421 6.9L (6900cc) OHV V8 (16 Valve) (Pontiac), 4.0938" Bore (GMC Eng.), 4 Bbl. "Eng. Code 25G" 1963

VALVE TRAIN	QTY	TIMING	YEARS	PART NO.	DESCRIPTION	VALVE TRAIN
	1	3 Piece Set	63	KT3-350S	VINTAGE; 223-305, 223-371 not sold separately; (1) 222-350; (1) 223-305; (1) 223-371	
	QTY	CAMSHAFT/LIFTER	YEARS	PART NO.	DESCRIPTION	
	16	Lifter	63	HT-951 Std Only	Hyd.	
	16	Lifter, Bulk	63	HT-951B Std Only	Hyd.; Carton of 128	
	QTY	PUSH ROD	YEARS	PART NO.	DESCRIPTION	
	16	Push Rod	63	RP-3164 Std-35-60	8.6930" O.A.L.	
	16	Push Rod	63	RP-3213R Std Only	Chrome-Moly; 8.6900" O.A.L.	
	QTY	ROCKER PARTS	YEARS	PART NO.	DESCRIPTION	
	16	Arm Assy.	63	R-848 Std Only	VINTAGE; Incl. arm & ball	
	16	Arm	63	R-848A Std Only		
	QTY	VALVE	YEARS	PART NO.	DESCRIPTION	
	8	Exhaust	63	V-1813 Std Only	VINTAGE; Chrome plated stem; 1.6400" Head Dia., 0.3410" Stem Dia., 4.8760" O.A.L.	
	8	Intake	63	V-1743 Std Only	VINTAGE; 1.9190" Head Dia., 0.3407" Stem Dia., 4.8940" O.A.L.	
	QTY	VALVE SPRING	YEARS	PART NO.	DESCRIPTION	
	16	Spring	63	VS-445 Std Only	VINTAGE; Loc. Inner; 1.8120" Free Height	
	16	Spring	63	VS-446 Std Only	VINTAGE; Loc. Outer; 1.9800" Free Height	
	QTY	VALVE SEAL	YEARS	PART NO.	DESCRIPTION	
	16	Valve Stem Seal	63	MV-1233C Std Only	O-Ring; (RBB) Rubber	
	16	Valve Stem Seal	63	ST-2092 Std Only	Positive type, Metal Clad; (RBB) Rubber	
	16	Valve Stem Seal	63	ST-2003 Std Only	Positive type; Installation requires valve guide machining; (RBB) Rubber	
	16	Valve Stem Seal Bulk	63	MV-1233 Std Only	O-Ring; Carton of 100; (RBB) Rubber	
	16	Valve Stem Seal Bulk	63	ST-2003BC Std Only	Positive type; Installation requires valve guide machining; Carton of 100; (RBB) Rubber	
	QTY	VALVE SEAT	YEARS	PART NO.	DESCRIPTION	
	8	Seat	63	245-1750-2 Std Only	Loc. Exh.; 1.7550" OD, 1.5000" ID, 0.2160" Depth	
	8	Seat	63	245-1750-2N Std Only	Loc. Exh.; Premium Material; 1.7550" OD, 1.5000" ID, 0.2160" Depth	
	8	Seat	63	245-2000-1 Std Only	Loc. Int.; 2.0055" OD, 1.7500" ID, 0.2160" Depth	
	QTY	VALVE, MISC	YEARS	PART NO.	DESCRIPTION	
	32	Keeper	63	VK-115A Std Only	1 groove; Square cut key groove; Carton pack 24	
	32	Keeper	63	VK-115 Std Only	1 groove; Square cut key groove; Carton pack 32	
	32	Keeper	63	VK-115R Std Only	1 groove; Square cut key groove; Hardened	
	32	Keeper, Bulk	63	VK-115B Std Only	1 groove; Square cut key groove; Carton of 1000	
	16	Spring Insert	63	259-301A Std Only	VINTAGE; .060"; Carton of 100	
	QTY	RINGS	YEARS	PART NO.	DESCRIPTION	
	1	Premium Set	63	E-232K Std-30-40-60	VINTAGE; 2-5/64, 1-3/16; Premium Moly	
	1	Standard Set	63	E-232X 30 30-40-60	VINTAGE; 2-5/64, 1-3/16; Iron	
	QTY	ENGINE BEARINGS	YEARS	PART NO.	DESCRIPTION	
	1	Main Set	63	151M Std-10	Performance; 3/4 grooved	

(continued on next page)

GM Car (Incl. Buick, Cad., Chev., Olds., Pontiac)

421 6.9L (6900cc) OHV V8 (16 Valve) (Pontiac), 4.0938" Bore (GMC Eng.), 4 Bbl. "Eng. Code 25G" 1963 614
(cont.)

	QTY	ENGINE BEARINGS	YEARS	PART NO.	DESCRIPTION
BLOCK	1	Main Set	63	4221M Std-10-20-30	VINTAGE; Overplated copper-lead alloy
	1	Rod Set	63	8-7050CH Std-10-20	Performance
	1	Rod Set	63	8-1555CPA Std-10-20-30-40	VINTAGE
	8	Rod Pair	63	1555CPA Std-10-20-30-40	VINTAGE
	1	Cam Set	63	1220M Std Only	
	1	Oil Pump	63	224-43364S	High Pressure; 3/4" inlet tube; Incl. screen
	1	Inter. Shaft	63	224-61236	
	1	Screen Assy.	63	224-11236	3/4" inlet tube
	1	Kit Gasket Set	63	260-1025	VINTAGE; Int. manifold gskts. not incl.; Push rod cover gskt. not incl.
	1	Brass Block Plug Kit	63	381-8021	VINTAGE
	1	Steel Block Plug Kit	63	381-4028	
	1	Brass Deep Cup Freeze Plug	63	381-9010	0.938" Diameter
	1	Brass Deep Cup Freeze Plug	63	381-9026	1.953" Diameter
	1	Steel Deep Cup Freeze Plug	63	381-3039	0.938" Diameter
	1	Steel Deep Cup Freeze Plug	63	381-3042	1.953" Diameter
	1	Steel Deep Cup Freeze Plug	63	381-3112	2.063" Diameter

421 6.9L (6900cc) OHV V8 (16 Valve) (Pontiac), 4.0938" Bore (GMC Eng.), 3-2 Bbl. "Eng. Code 28G" 1963 615

	QTY	TIMING	YEARS	PART NO.	DESCRIPTION	
VALVE TRAIN	1	3 Piece Set	63	KT3-350S	VINTAGE; 223-305, 223-371 not sold separately; (1) 222-350; (1) 223-305; (1) 223-371	
	16	Lifter	63	HT-951 Std Only	Hyd.	
	16	Lifter, Bulk	63	HT-951B Std Only	Hyd.; Carton of 128	
	16	Push Rod	63	RP-3164 Std-35-60	8.6930" O.A.L.	
	16	Push Rod	63	RP-3213R Std Only	Chrome-Moly; 8.6900" O.A.L.	
	8	Exhaust	63	V-1813 Std Only	VINTAGE; Chrome plated stem; 1.6400" Head Dia., 0.3410" Stem Dia., 4.8760" O.A.L.	
	8	Intake	63	V-1743 Std Only	VINTAGE; 1.9190" Head Dia., 0.3407" Stem Dia., 4.8940" O.A.L.	
	16	Valve Stem Seal	63	ST-2092 Std Only	Positive type, Metal Clad; (RBB) Rubber	
	16	Valve Stem Seal	63	ST-2003 Std Only	Positive type; Installation requires valve guide machining; (RBB) Rubber	
	16	Valve Stem Seal Bulk	63	ST-2003BC Std Only	Positive type; Installation requires valve guide machining; Carton of 100; (RBB) Rubber	
	8	Seat	63	245-1750-2 Std Only	Loc. Exh.; 1.7550" OD, 1.5000" ID, 0.2160" Depth	
	8	Seat	63	245-1750-2N Std Only	Loc. Exh.; Premium Material; 1.7550" OD, 1.5000" ID, 0.2160" Depth	
	8	Seat	63	245-2000-1 Std Only	Loc. Int.; 2.0055" OD, 1.7500" ID, 0.2160" Depth	
	32	Keeper	63	VK-115A Std Only	1 groove; Square cut key groove; Carton pack 24	
	32	Keeper	63	VK-115 Std Only	1 groove; Square cut key groove; Carton pack 32	
	32	Keeper	63	VK-115R Std Only	1 groove; Square cut key groove; Hardened	
	32	Keeper, Bulk	63	VK-115B Std Only	1 groove; Square cut key groove; Carton of 1000	
	16	Spring Insert	63	259-301A Std Only	VINTAGE; .060"; Carton of 100	
	1	Premium Set	63	E-232K Std-30-40-60	VINTAGE; 2-5/64, 1-3/16; Premium Moly	
	1	Standard Set	63	E-232X 30 30-40-60	VINTAGE; 2-5/64, 1-3/16; Iron	
	BLOCK	1	Main Set	63	151M Std-10	Performance; 3/4 grooved
		1	Main Set	63	4221M Std-10-20-30	VINTAGE; Overplated copper-lead alloy
		1	Rod Set	63	8-7050CH Std-10-20	Performance
		1	Rod Set	63	8-1555CPA Std-10-20-30-40	VINTAGE
8		Rod Pair	63	1555CPA Std-10-20-30-40	VINTAGE	
1		Cam Set	63	1220M Std Only		
1		Oil Pump	63	224-43364S	High Pressure; 3/4" inlet tube; Incl. screen	
1		Inter. Shaft	63	224-61236		

(continued on next page)

GM Car (Incl. Buick, Cad., Chev., Olds., Pontiac)

615 421 6.9L (6900cc) OHV V8 (16 Valve) (Pontiac), 4.0938" Bore (GMC Eng.), 3-2 Bbl. "Eng. Code 28G" 1963
(cont.)

BLOCK	QTY		YEARS	PART NO.	DESCRIPTION	BLOCK
	1	OIL PUMP (cont.) Screen Assy.	63	224-11236	3/4" inlet tube	
	1	GASKETS Kit Gasket Set	63	260-1025	VINTAGE; Int. manifold gskts. not incl.; Push rod cover gskt. not incl.	
	1	FREEZE PLUGS Brass Block Plug Kit	63	381-8021	VINTAGE	
	1	Steel Block Plug Kit	63	381-4028		
	1	Brass Deep Cup Freeze Plug	63	381-9010	0.938" Diameter	
	1	Brass Deep Cup Freeze Plug	63	381-9026	1.953" Diameter	
	1	Steel Deep Cup Freeze Plug	63	381-3039	0.938" Diameter	
	1	Steel Deep Cup Freeze Plug	63	381-3042	1.953" Diameter	
	1	Steel Deep Cup Freeze Plug	63	381-3112	2.063" Diameter	

616 421 6.9L (6900cc) OHV V8 (16 Valve) (Pontiac), 4.0938" Bore (GMC Eng.), 4 Bbl. "Eng. Code 34J" 1963

VALVE TRAIN	QTY		YEARS	PART NO.	DESCRIPTION	VALVE TRAIN
	1	TIMING 3 Piece Set	63	KT3-350S	VINTAGE; 223-305, 223-371 not sold separately; (1) 222-350; (1) 223-305; (1) 223-371	
	16	CAMSHAFT/LIFTER Lifter	63	HT-951 Std Only	Hyd.	
	16	Lifter, Bulk	63	HT-951B Std Only	Hyd.; Carton of 128	
	16	PUSH ROD Push Rod	63	RP-3164 Std-35-60	8.6930" O.A.L.	
	16	Push Rod	63	RP-3213R Std Only	Chrome-Moly; 8.6900" O.A.L.	
	16	ROCKER PARTS Arm Assy.	63	R-848 Std Only	VINTAGE; Incl. arm & ball	
	16	Arm	63	R-848A Std Only		
	8	VALVE Exhaust	63	V-1813 Std Only	VINTAGE; Chrome plated stem; 1.6400" Head Dia., 0.3410" Stem Dia., 4.8760" O.A.L.	
	8	Intake	63	V-1743 Std Only	VINTAGE; 1.9190" Head Dia., 0.3407" Stem Dia., 4.8940" O.A.L.	
	16	VALVE SPRING Spring	63	VS-445 Std Only	VINTAGE; Loc. Inner; 1.8120" Free Height	
	16	Spring	63	VS-446 Std Only	VINTAGE; Loc. Outer; 1.9800" Free Height	
	16	VALVE SEAL Valve Stem Seal	63	MV-1233C Std Only	O-Ring; (RBB) Rubber	
	16	Valve Stem Seal	63	ST-2092 Std Only	Positive type, Metal Clad; (RBB) Rubber	
	16	Valve Stem Seal	63	ST-2003 Std Only	Positive type; Installation requires valve guide machining; (RBB) Rubber	
	16	Valve Stem Seal Bulk	63	MV-1233 Std Only	O-Ring; Carton of 100; (RBB) Rubber	
	16	Valve Stem Seal Bulk	63	ST-2003BC Std Only	Positive type; Installation requires valve guide machining; Carton of 100; (RBB) Rubber	
	8	VALVE SEAT Seat	63	245-1750-2 Std Only	Loc. Exh.; 1.7550" OD, 1.5000" ID, 0.2160" Depth	
	8	Seat	63	245-1750-2N Std Only	Loc. Exh.; Premium Material; 1.7550" OD, 1.5000" ID, 0.2160" Depth	
	8	Seat	63	245-2000-1 Std Only	Loc. Int.; 2.0055" OD, 1.7500" ID, 0.2160" Depth	
	32	VALVE, MISC Keeper	63	VK-115A Std Only	1 groove; Square cut key groove; Carton pack 24	
	32	Keeper	63	VK-115 Std Only	1 groove; Square cut key groove; Carton pack 32	
	32	Keeper	63	VK-115R Std Only	1 groove; Square cut key groove; Hardened	
	32	Keeper, Bulk	63	VK-115B Std Only	1 groove; Square cut key groove; Carton of 1000	
	16	Spring Insert	63	259-301A Std Only	VINTAGE; .060"; Carton of 100	
	1	RINGS Premium Set	63	E-232K Std-30-40-60	VINTAGE; 2-5/64, 1-3/16; Premium Moly	
	1	Standard Set	63	E-232X 30 30-40-60	VINTAGE; 2-5/64, 1-3/16; Iron	
	1	ENGINE BEARINGS Main Set	63	151M Std-10	Performance; 3/4 grooved	
	1	Main Set	63	4221M Std-10-20-30	VINTAGE; Overplated copper-lead alloy	
	1	Rod Set	63	8-7050CH Std-10-20	Performance	
	1	Rod Set	63	8-1555CPA Std-10-20-30-40	VINTAGE	
	8	Rod Pair	63	1555CPA Std-10-20-30-40	VINTAGE	
	1	Cam Set	63	1220M Std Only		
	1	OIL PUMP Oil Pump	63	224-43364S	High Pressure; 3/4" inlet tube; Incl. screen	
	1	Inter. Shaft	63	224-61236		

(continued on next page)

GM Car (Incl. Buick, Cad., Chev., Olds., Pontiac)

421 6.9L (6900cc) OHV V8 (16 Valve) (Pontiac), 4.0938" Bore (GMC Eng.), 4 Bbl. "Eng. Code 34J" 1963 616
(cont.)

BLOCK	QTY	OIL PUMP (cont.)	YEARS	PART NO.	DESCRIPTION
	1	Screen Assy.	63	224-11236	3/4" inlet tube
	QTY	GASKETS	YEARS	PART NO.	DESCRIPTION
	1	Kit Gasket Set	63	260-1025	VINTAGE; Int. manifold gskts. not incl.; Push rod cover gskt. not incl.
	QTY	FREEZE PLUGS	YEARS	PART NO.	DESCRIPTION
	1	Brass Block Plug Kit	63	381-8021	VINTAGE
	1	Steel Block Plug Kit	63	381-4028	
	1	Brass Deep Cup Freeze Plug	63	381-9010	0.938" Diameter
	1	Brass Deep Cup Freeze Plug	63	381-9026	1.953" Diameter
	1	Steel Deep Cup Freeze Plug	63	381-3039	0.938" Diameter
	1	Steel Deep Cup Freeze Plug	63	381-3042	1.953" Diameter
	1	Steel Deep Cup Freeze Plug	63	381-3112	2.063" Diameter

421 6.9L (6900cc) OHV V8 (16 Valve) (Pontiac), 4.0938" Bore (GMC Eng.), 4 Bbl. "Eng. Code 35B" 1964 617

VALVE TRAIN	QTY	TIMING	YEARS	PART NO.	DESCRIPTION
	1	3 Piece Set	64	KT3-350S	VINTAGE; 223-305, 223-371 not sold separately; (1) 222-350; (1) 223-305; (1) 223-371
	QTY	CAMSHAFT/LIFTER	YEARS	PART NO.	DESCRIPTION
	16	Lifter	64	HT-951 Std Only	Hyd.
	16	Lifter, Bulk	64	HT-951B Std Only	Hyd.; Carton of 128
	QTY	PUSH ROD	YEARS	PART NO.	DESCRIPTION
	16	Push Rod	64	RP-3164 Std-35-60	8.6930" O.A.L.
	16	Push Rod	64	RP-3213R Std Only	Chrome-Moly; 8.6900" O.A.L.
	QTY	ROCKER PARTS	YEARS	PART NO.	DESCRIPTION
	16	Arm Assy.	64	R-848 Std Only	VINTAGE; Incl. arm & ball
	16	Arm	64	R-848A Std Only	
	QTY	VALVE	YEARS	PART NO.	DESCRIPTION
	8	Exhaust	64	V-1813 Std Only	VINTAGE; Chrome plated stem; 1.6400" Head Dia., 0.3410" Stem Dia., 4.8760" O.A.L.
	8	Intake	64	V-1743 Std Only	VINTAGE; 1.9190" Head Dia., 0.3407" Stem Dia., 4.8940" O.A.L.
	QTY	VALVE SPRING	YEARS	PART NO.	DESCRIPTION
	16	Spring	64	VS-445 Std Only	VINTAGE; Loc. Inner; 1.8120" Free Height
	16	Spring	64	VS-446 Std Only	VINTAGE; Loc. Outer; 1.9800" Free Height
	QTY	VALVE SEAL	YEARS	PART NO.	DESCRIPTION
	12	Valve Stem Seal	64	MV-1233C Std Only	O-Ring; (RBB) Rubber
	16	Valve Stem Seal	64	ST-2092 Std Only	Positive type, Metal Clad; (RBB) Rubber
	16	Valve Stem Seal	64	ST-2003 Std Only	Positive type; Installation requires valve guide machining; (RBB) Rubber
	12	Valve Stem Seal Bulk	64	MV-1233 Std Only	O-Ring; Carton of 100; (RBB) Rubber
	16	Valve Stem Seal Bulk	64	ST-2003BC Std Only	Positive type; Installation requires valve guide machining; Carton of 100; (RBB) Rubber
	QTY	VALVE SEAT	YEARS	PART NO.	DESCRIPTION
	8	Seat	64	245-1750-2 Std Only	Loc. Exh.; 1.7550" OD, 1.5000" ID, 0.2160" Depth
	8	Seat	64	245-1750-2N Std Only	Loc. Exh.; Premium Material; 1.7550" OD, 1.5000" ID, 0.2160" Depth
	8	Seat	64	245-2000-1 Std Only	Loc. Int.; 2.0055" OD, 1.7500" ID, 0.2160" Depth
	QTY	VALVE, MISC	YEARS	PART NO.	DESCRIPTION
	32	Keeper	64	VK-115A Std Only	1 groove; Square cut key groove; Carton pack 24
	32	Keeper	64	VK-115 Std Only	1 groove; Square cut key groove; Carton pack 32
	32	Keeper	64	VK-115R Std Only	1 groove; Square cut key groove; Hardened
	32	Keeper, Bulk	64	VK-115B Std Only	1 groove; Square cut key groove; Carton of 1000
	16	Spring Insert	64	259-301A Std Only	VINTAGE; .060"; Carton of 100
BLOCK	QTY	RINGS	YEARS	PART NO.	DESCRIPTION
	1	Premium Set	64	E-232K Std-30-40-60	VINTAGE; 2-5/64, 1-3/16; Premium Moly
	1	Standard Set	64	E-232X 30 30-40-60	VINTAGE; 2-5/64, 1-3/16; Iron
	QTY	ENGINE BEARINGS	YEARS	PART NO.	DESCRIPTION
	1	Main Set	64	151M Std-10	Performance; 3/4 grooved
	1	Main Set	64	4221M Std-10-20-30	VINTAGE; Overplated copper-lead alloy
	1	Rod Set	64	8-7050CH Std-10-20	Performance
	1	Rod Set	64	8-1555CPA Std-10-20-30-40	VINTAGE
	8	Rod Pair	64	1555CPA Std-10-20-30-40	VINTAGE
	1	Cam Set	64	1220M Std Only	
	QTY	OIL PUMP	YEARS	PART NO.	DESCRIPTION
	1	Oil Pump	64	224-43364S	High Pressure; 3/4" inlet tube; Incl. screen
	1	Inter. Shaft	64	224-61236	

(continued on next page)

GM Car (Incl. Buick, Cad., Chev., Olds., Pontiac)

617 421 6.9L (6900cc) OHV V8 (16 Valve) (Pontiac), 4.0938" Bore (GMC Eng.), 4 Bbl. "Eng. Code 35B" 1964
(cont.)

BLOCK	QTY		YEARS	PART NO.	DESCRIPTION	BLOCK
	1	OIL PUMP (cont.) Screen Assy.	64	224-11236	3/4" inlet tube	
	1	GASKETS Kit Gasket Set	64	260-1025	VINTAGE; Int. manifold gskts. not incl.; Push rod cover gskt. not incl.	
	1	FREEZE PLUGS Brass Block Plug Kit	64	381-8021	VINTAGE	
	1	Steel Block Plug Kit	64	381-4028		
	1	Brass Deep Cup Freeze Plug	64	381-9010	0.938" Diameter	
	1	Brass Deep Cup Freeze Plug	64	381-9026	1.953" Diameter	
	1	Steel Deep Cup Freeze Plug	64	381-3039	0.938" Diameter	
	1	Steel Deep Cup Freeze Plug	64	381-3042	1.953" Diameter	
	1	Steel Deep Cup Freeze Plug	64	381-3112	2.063" Diameter	

618 421 6.9L (6900cc) OHV V8 (16 Valve) (Pontiac), 4.0938" Bore (GMC Eng.), 4 Bbl. "Eng. Code 38S" 1964

VALVE TRAIN	QTY		YEARS	PART NO.	DESCRIPTION	VALVE TRAIN
	1	TIMING 3 Piece Set	64	KT3-350S	VINTAGE; 223-305, 223-371 not sold separately; (1) 222-350; (1) 223-305; (1) 223-371	
	16	CAMSHAFT/LIFTER Lifter	64	HT-951 Std Only	Hyd.	
	16	Lifter, Bulk	64	HT-951B Std Only	Hyd.; Carton of 128	
	16	PUSH ROD Push Rod	64	RP-3164 Std-35-60	8.6930" O.A.L.	
	16	Push Rod	64	RP-3213R Std Only	Chrome-Moly; 8.6900" O.A.L.	
	16	ROCKER PARTS Arm Assy.	64	R-848 Std Only	VINTAGE; Incl. arm & ball	
	16	Arm	64	R-848A Std Only		
	8	VALVE Exhaust	64	V-1813 Std Only	VINTAGE; Chrome plated stem; 1.6400" Head Dia., 0.3410" Stem Dia., 4.8760" O.A.L.	
	8	Intake	64	V-1743 Std Only	VINTAGE; 1.9190" Head Dia., 0.3407" Stem Dia., 4.8940" O.A.L.	
	16	VALVE SPRING Spring	64	VS-445 Std Only	VINTAGE; Loc. Inner; 1.8120" Free Height	
	16	Spring	64	VS-446 Std Only	VINTAGE; Loc. Outer; 1.9800" Free Height	
	12	VALVE SEAL Valve Stem Seal	64	MV-1233C Std Only	O-Ring; (RBB) Rubber	
	16	Valve Stem Seal	64	ST-2092 Std Only	Positive type, Metal Clad; (RBB) Rubber	
	16	Valve Stem Seal	64	ST-2003 Std Only	Positive type; Installation requires valve guide machining; (RBB) Rubber	
	12	Valve Stem Seal Bulk	64	MV-1233 Std Only	O-Ring; Carton of 100; (RBB) Rubber	
	16	Valve Stem Seal Bulk	64	ST-2003BC Std Only	Positive type; Installation requires valve guide machining; Carton of 100; (RBB) Rubber	
	8	VALVE SEAT Seat	64	245-1750-2 Std Only	Loc. Exh.; 1.7550" OD, 1.5000" ID, 0.2160" Depth	
	8	Seat	64	245-1750-2N Std Only	Loc. Exh.; Premium Material; 1.7550" OD, 1.5000" ID, 0.2160" Depth	
	8	Seat	64	245-2000-1 Std Only	Loc. Int.; 2.0055" OD, 1.7500" ID, 0.2160" Depth	
	32	VALVE, MISC Keeper	64	VK-115A Std Only	1 groove; Square cut key groove; Carton pack 24	
	32	Keeper	64	VK-115 Std Only	1 groove; Square cut key groove; Carton pack 32	
	32	Keeper	64	VK-115R Std Only	1 groove; Square cut key groove; Hardened	
	32	Keeper, Bulk	64	VK-115B Std Only	1 groove; Square cut key groove; Carton of 1000	
	16	Spring Insert	64	259-301A Std Only	VINTAGE; .060"; Carton of 100	
	1	RINGS Premium Set	64	E-232K Std-30-40-60	VINTAGE; 2-5/64, 1-3/16; Premium Moly	
	1	Standard Set	64	E-232X 30 30-40-60	VINTAGE; 2-5/64, 1-3/16; Iron	
	1	ENGINE BEARINGS Main Set	64	151M Std-10	Performance; 3/4 grooved	
	1	Main Set	64	4221M Std-10-20-30	VINTAGE; Overplated copper-lead alloy	
	1	Rod Set	64	8-7050CH Std-10-20	Performance	
	1	Rod Set	64	8-1555CPA Std-10-20-30-40	VINTAGE	
	8	Rod Pair	64	1555CPA Std-10-20-30-40	VINTAGE	
	1	Cam Set	64	1220M Std Only		
	1	OIL PUMP Oil Pump	64	224-43364S	High Pressure; 3/4" inlet tube; Incl. screen	
	1	Inter. Shaft	64	224-61236		

(continued on next page)

GM Car (Incl. Buick, Cad., Chev., Olds., Pontiac)

421 6.9L (6900cc) OHV V8 (16 Valve) (Pontiac), 4.0938" Bore (GMC Eng.), 4 Bbl. "Eng. Code 38S" 1964 618
(cont.)

BLOCK	QTY	OIL PUMP (cont.)	YEARS	PART NO.	DESCRIPTION
	1	Screen Assy.	64	224-11236	3/4" inlet tube
	QTY	GASKETS	YEARS	PART NO.	DESCRIPTION
	1	Kit Gasket Set	64	260-1025	VINTAGE; Int. manifold gskts. not incl.; Push rod cover gskt. not incl.
	QTY	FREEZE PLUGS	YEARS	PART NO.	DESCRIPTION
	1	Brass Block Plug Kit	64	381-8021	VINTAGE
	1	Steel Block Plug Kit	64	381-4028	
	1	Brass Deep Cup Freeze Plug	64	381-9010	0.938" Diameter
	1	Brass Deep Cup Freeze Plug	64	381-9026	1.953" Diameter
	1	Steel Deep Cup Freeze Plug	64	381-3039	0.938" Diameter
	1	Steel Deep Cup Freeze Plug	64	381-3042	1.953" Diameter
	1	Steel Deep Cup Freeze Plug	64	381-3112	2.063" Diameter

421 6.9L (6900cc) OHV V8 (16 Valve) (Pontiac), 4.0938" Bore (GMC Eng.), 4 Bbl. "Eng. Code 43N" 1964-1963 619

VALVE TRAIN	QTY	TIMING	YEARS	PART NO.	DESCRIPTION
	1	3 Piece Set	64-63	KT3-350S	VINTAGE; 223-305, 223-371 not sold separately; (1) 222-350; (1) 223-305; (1) 223-371
	QTY	CAMSHAFT/LIFTER	YEARS	PART NO.	DESCRIPTION
	16	Lifter	64-63	HT-951 Std Only	Hyd.
	16	Lifter, Bulk	64-63	HT-951B Std Only	Hyd.; Carton of 128
	QTY	PUSH ROD	YEARS	PART NO.	DESCRIPTION
	16	Push Rod	64-63	RP-3164 Std-35-60	8.6930" O.A.L.
	16	Push Rod	64-63	RP-3213R Std Only	Chrome-Moly; 8.6900" O.A.L.
	QTY	ROCKER PARTS	YEARS	PART NO.	DESCRIPTION
	16	Arm Assy.	64-63	R-848 Std Only	VINTAGE; Incl. arm & ball
	16	Arm	64-63	R-848A Std Only	
	QTY	VALVE	YEARS	PART NO.	DESCRIPTION
	8	Exhaust	64-63	V-1813 Std Only	VINTAGE; Chrome plated stem; 1.6400" Head Dia., 0.3410" Stem Dia., 4.8760" O.A.L.
	8	Intake	64-63	V-1743 Std Only	VINTAGE; 1.9190" Head Dia., 0.3407" Stem Dia., 4.8940" O.A.L.
	QTY	VALVE SPRING	YEARS	PART NO.	DESCRIPTION
	16	Spring	64-63	VS-445 Std Only	VINTAGE; Loc. Inner; 1.8120" Free Height
	16	Spring	64-63	VS-446 Std Only	VINTAGE; Loc. Outer; 1.9800" Free Height
	QTY	VALVE SEAL	YEARS	PART NO.	DESCRIPTION
	12	Valve Stem Seal	64	MV-1233C Std Only	O-Ring; (RBB) Rubber
	16	Valve Stem Seal	64-63	ST-2092 Std Only	Positive type, Metal Clad; (RBB) Rubber
	16	Valve Stem Seal	64-63	ST-2003 Std Only	Positive type; Installation requires valve guide machining; (RBB) Rubber
	16	Valve Stem Seal	63	MV-1233C Std Only	O-Ring; (RBB) Rubber
	12	Valve Stem Seal Bulk	64	MV-1233 Std Only	O-Ring; Carton of 100; (RBB) Rubber
	16	Valve Stem Seal Bulk	64-63	ST-2003BC Std Only	Positive type; Installation requires valve guide machining; Carton of 100; (RBB) Rubber
	16	Valve Stem Seal Bulk	63	MV-1233 Std Only	O-Ring; Carton of 100; (RBB) Rubber
	QTY	VALVE SEAT	YEARS	PART NO.	DESCRIPTION
	8	Seat	64-63	245-1750-2 Std Only	Loc. Exh.; 1.7550" OD, 1.5000" ID, 0.2160" Depth
	8	Seat	64-63	245-1750-2N Std Only	Loc. Exh.; Premium Material; 1.7550" OD, 1.5000" ID, 0.2160" Depth
	8	Seat	64-63	245-2000-1 Std Only	Loc. Int.; 2.0055" OD, 1.7500" ID, 0.2160" Depth
	QTY	VALVE, MISC	YEARS	PART NO.	DESCRIPTION
	32	Keeper	64-63	VK-115A Std Only	1 groove; Square cut key groove; Carton pack 24
	32	Keeper	64-63	VK-115 Std Only	1 groove; Square cut key groove; Carton pack 32
	32	Keeper	64-63	VK-115R Std Only	1 groove; Square cut key groove; Hardened
	32	Keeper, Bulk	64-63	VK-115B Std Only	1 groove; Square cut key groove; Carton of 1000
	16	Spring Insert	64-63	259-301A Std Only	VINTAGE; .060"; Carton of 100
BLOCK	QTY	RINGS	YEARS	PART NO.	DESCRIPTION
	1	Premium Set	64-63	E-232K Std-30-40-60	VINTAGE; 2-5/64, 1-3/16; Premium Moly
	1	Standard Set	64-63	E-232X 30 30-40-60	VINTAGE; 2-5/64, 1-3/16; Iron
	QTY	ENGINE BEARINGS	YEARS	PART NO.	DESCRIPTION
	1	Main Set	64-63	151M Std-10	Performance; 3/4 grooved
	1	Main Set	64-63	4221M Std-10-20-30	VINTAGE; Overplated copper-lead alloy
	1	Rod Set	64-63	8-7050CH Std-10-20	Performance
	1	Rod Set	64-63	8-1555CPA Std-10-20-30-40	VINTAGE
	8	Rod Pair	64-63	1555CPA Std-10-20-30-40	VINTAGE
	1	Cam Set	64-63	1220M Std Only	
	QTY	OIL PUMP	YEARS	PART NO.	DESCRIPTION
	1	Oil Pump	64-63	224-43364S	High Pressure; 3/4" inlet tube; Incl. screen

(continued on next page)

GM Car (Incl. Buick, Cad., Chev., Olds., Pontiac)

619 421 6.9L (6900cc) OHV V8 (16 Valve) (Pontiac), 4.0938" Bore (GMC Eng.), 4 Bbl. "Eng. Code 43N" 1964-1963
(cont.)

BLOCK	QTY	OIL PUMP (cont.)	YEARS	PART NO.	DESCRIPTION	BLOCK
	1	Inter. Shaft	64-63	224-61236		
	1	Screen Assy.	64-63	224-11236	3/4" inlet tube	
BLOCK	QTY	GASKETS	YEARS	PART NO.	DESCRIPTION	BLOCK
	1	Kit Gasket Set	64-63	260-1025	VINTAGE; Int. manifold gskts. not incl.; Push rod cover gskt. not incl.	
BLOCK	QTY	FREEZE PLUGS	YEARS	PART NO.	DESCRIPTION	BLOCK
	1	Brass Block Plug Kit	64-63	381-8021	VINTAGE	
	1	Steel Block Plug Kit	64-63	381-4028		
	1	Brass Deep Cup Freeze Plug	64-63	381-9010	0.938" Diameter	
	1	Brass Deep Cup Freeze Plug	64-63	381-9026	1.953" Diameter	
	1	Steel Deep Cup Freeze Plug	64-63	381-3039	0.938" Diameter	
	1	Steel Deep Cup Freeze Plug	64-63	381-3042	1.953" Diameter	
	1	Steel Deep Cup Freeze Plug	64-63	381-3112	2.063" Diameter	

620 421 6.9L (6900cc) OHV V8 (16 Valve) (Pontiac), 4.0938" Bore (GMC Eng.), 3-2 Bbl. "Eng. Code 44B" 1964

VALVE TRAIN	QTY	TIMING	YEARS	PART NO.	DESCRIPTION	VALVE TRAIN
	1	3 Piece Set	64	KT3-350S	VINTAGE; 223-305, 223-371 not sold separately; (1) 222-350; (1) 223-305; (1) 223-371	
VALVE TRAIN	QTY	CAMSHAFT/LIFTER	YEARS	PART NO.	DESCRIPTION	VALVE TRAIN
	16	Lifter	64	HT-951 Std Only	Hyd.	
	16	Lifter, Bulk	64	HT-951B Std Only	Hyd.; Carton of 128	
VALVE TRAIN	QTY	PUSH ROD	YEARS	PART NO.	DESCRIPTION	VALVE TRAIN
	16	Push Rod	64	RP-3164 Std-35-60	8.6930" O.A.L.	
	16	Push Rod	64	RP-3213R Std Only	Chrome-Moly; 8.6900" O.A.L.	
VALVE TRAIN	QTY	VALVE	YEARS	PART NO.	DESCRIPTION	VALVE TRAIN
	8	Exhaust	64	V-1813 Std Only	VINTAGE; Chrome plated stem; 1.6400" Head Dia., 0.3410" Stem Dia., 4.8760" O.A.L.	
	8	Intake	64	V-1743 Std Only	VINTAGE; 1.9190" Head Dia., 0.3407" Stem Dia., 4.8940" O.A.L.	
VALVE TRAIN	QTY	VALVE SEAL	YEARS	PART NO.	DESCRIPTION	VALVE TRAIN
	16	Valve Stem Seal	64	ST-2092 Std Only	Positive type, Metal Clad; (RBB) Rubber	
	16	Valve Stem Seal	64	ST-2003 Std Only	Positive type; Installation requires valve guide machining; (RBB) Rubber	
	16	Valve Stem Seal Bulk	64	ST-2003BC Std Only	Positive type; Installation requires valve guide machining; Carton of 100; (RBB) Rubber	
VALVE TRAIN	QTY	VALVE SEAT	YEARS	PART NO.	DESCRIPTION	VALVE TRAIN
	8	Seat	64	245-1750-2 Std Only	Loc. Exh.; 1.7550" OD, 1.5000" ID, 0.2160" Depth	
	8	Seat	64	245-1750-2N Std Only	Loc. Exh.; Premium Material; 1.7550" OD, 1.5000" ID, 0.2160" Depth	
	8	Seat	64	245-2000-1 Std Only	Loc. Int.; 2.0055" OD, 1.7500" ID, 0.2160" Depth	
VALVE TRAIN	QTY	VALVE, MISC	YEARS	PART NO.	DESCRIPTION	VALVE TRAIN
	32	Keeper	64	VK-115A Std Only	1 groove; Square cut key groove; Carton pack 24	
	32	Keeper	64	VK-115 Std Only	1 groove; Square cut key groove; Carton pack 32	
	32	Keeper	64	VK-115R Std Only	1 groove; Square cut key groove; Hardened	
	32	Keeper, Bulk	64	VK-115B Std Only	1 groove; Square cut key groove; Carton of 1000	
	16	Spring Insert	64	259-301A Std Only	VINTAGE; .060"; Carton of 100	

BLOCK	QTY	RINGS	YEARS	PART NO.	DESCRIPTION	BLOCK
	1	Premium Set	64	E-232K Std-30-40-60	VINTAGE; 2-5/64, 1-3/16; Premium Moly	
	1	Standard Set	64	E-232X 30 30-40-60	VINTAGE; 2-5/64, 1-3/16; Iron	
BLOCK	QTY	ENGINE BEARINGS	YEARS	PART NO.	DESCRIPTION	BLOCK
	1	Main Set	64	151M Std-10	Performance; 3/4 grooved	
	1	Main Set	64	4221M Std-10-20-30	VINTAGE; Overplated copper-lead alloy	
	1	Rod Set	64	8-7050CH Std-10-20	Performance	
	1	Rod Set	64	8-1555CPA Std-10-20-30-40	VINTAGE	
	8	Rod Pair	64	1555CPA Std-10-20-30-40	VINTAGE	
	1	Cam Set	64	1220M Std Only		
BLOCK	QTY	OIL PUMP	YEARS	PART NO.	DESCRIPTION	BLOCK
	1	Oil Pump	64	224-43364S	High Pressure; 3/4" inlet tube; Incl. screen	
	1	Inter. Shaft	64	224-61236		
	1	Screen Assy.	64	224-11236	3/4" inlet tube	
BLOCK	QTY	GASKETS	YEARS	PART NO.	DESCRIPTION	BLOCK
	1	Kit Gasket Set	64	260-1025	VINTAGE; Int. manifold gskts. not incl.; Push rod cover gskt. not incl.	
BLOCK	QTY	FREEZE PLUGS	YEARS	PART NO.	DESCRIPTION	BLOCK
	1	Brass Block Plug Kit	64	381-8021	VINTAGE	
	1	Steel Block Plug Kit	64	381-4028		
	1	Brass Deep Cup Freeze Plug	64	381-9010	0.938" Diameter	

(continued on next page)

GM Car (Incl. Buick, Cad., Chev., Olds., Pontiac)

421 6.9L (6900cc) OHV V8 (16 Valve) (Pontiac), 4.0938" Bore (GMC Eng.), 3-2 Bbl. "Eng. Code 44B" 1964 620
(cont.)

QTY	FREEZE PLUGS (cont.)	YEARS	PART NO.	DESCRIPTION
1	Brass Deep Cup Freeze Plug	64	381-9026	1.953" Diameter
1	Steel Deep Cup Freeze Plug	64	381-3039	0.938" Diameter
1	Steel Deep Cup Freeze Plug	64	381-3042	1.953" Diameter
1	Steel Deep Cup Freeze Plug	64	381-3112	2.063" Diameter

421 6.9L (6900cc) OHV V8 (16 Valve) (Pontiac), 4.0938" Bore (GMC Eng.), 3-2 Bbl. "Eng. Code 45B" 1964 621

QTY	TIMING	YEARS	PART NO.	DESCRIPTION
1	3 Piece Set	64	KT3-350S	VINTAGE; 223-305, 223-371 not sold separately; (1) 222-350; (1) 223-305; (1) 223-371

QTY	CAMSHAFT/LIFTER	YEARS	PART NO.	DESCRIPTION
16	Lifter	64	HT-951 Std Only	Hyd.
16	Lifter, Bulk	64	HT-951B Std Only	Hyd.; Carton of 128

QTY	PUSH ROD	YEARS	PART NO.	DESCRIPTION
16	Push Rod	64	RP-3164 Std-35-60	8.6930" O.A.L.
16	Push Rod	64	RP-3213R Std Only	Chrome-Moly; 8.6900" O.A.L.

QTY	VALVE	YEARS	PART NO.	DESCRIPTION
8	Exhaust	64	V-1813 Std Only	VINTAGE; Chrome plated stem; 1.6400" Head Dia., 0.3410" Stem Dia., 4.8760" O.A.L.
8	Intake	64	V-1743 Std Only	VINTAGE; 1.9190" Head Dia., 0.3407" Stem Dia., 4.8940" O.A.L.

QTY	VALVE SEAL	YEARS	PART NO.	DESCRIPTION
16	Valve Stem Seal	64	ST-2092 Std Only	Positive type, Metal Clad; (RBB) Rubber
16	Valve Stem Seal	64	ST-2003 Std Only	Positive type; Installation requires valve guide machining; (RBB) Rubber
16	Valve Stem Seal Bulk	64	ST-2003BC Std Only	Positive type; Installation requires valve guide machining; Carton of 100; (RBB) Rubber

QTY	VALVE SEAT	YEARS	PART NO.	DESCRIPTION
8	Seat	64	245-1750-2 Std Only	Loc. Exh.; 1.7550" OD, 1.5000" ID, 0.2160" Depth
8	Seat	64	245-1750-2N Std Only	Loc. Exh.; Premium Material; 1.7550" OD, 1.5000" ID, 0.2160" Depth
8	Seat	64	245-2000-1 Std Only	Loc. Int.; 2.0055" OD, 1.7500" ID, 0.2160" Depth

QTY	VALVE, MISC	YEARS	PART NO.	DESCRIPTION
32	Keeper	64	VK-115A Std Only	1 groove; Square cut key groove; Carton pack 24
32	Keeper	64	VK-115 Std Only	1 groove; Square cut key groove; Carton pack 32
32	Keeper	64	VK-115R Std Only	1 groove; Square cut key groove; Hardened
32	Keeper, Bulk	64	VK-115B Std Only	1 groove; Square cut key groove; Carton of 1000
16	Spring Insert	64	259-301A Std Only	VINTAGE; .060"; Carton of 100

QTY	RINGS	YEARS	PART NO.	DESCRIPTION
1	Premium Set	64	E-232K Std-30-40-60	VINTAGE; 2-5/64, 1-3/16; Premium Moly
1	Standard Set	64	E-232X 30 30-40-60	VINTAGE; 2-5/64, 1-3/16; Iron

QTY	ENGINE BEARINGS	YEARS	PART NO.	DESCRIPTION
1	Main Set	64	151M Std-10	Performance; 3/4 grooved
1	Main Set	64	4221M Std-10-20-30	VINTAGE; Overplated copper-lead alloy
1	Rod Set	64	8-7050CH Std-10-20	Performance
1	Rod Set	64	8-1555CPA Std-10-20-30-40	VINTAGE
8	Rod Pair	64	1555CPA Std-10-20-30-40	VINTAGE
1	Cam Set	64	1220M Std Only	

QTY	OIL PUMP	YEARS	PART NO.	DESCRIPTION
1	Oil Pump	64	224-43364S	High Pressure; 3/4" inlet tube; Incl. screen
1	Inter. Shaft	64	224-61236	
1	Screen Assy.	64	224-11236	3/4" inlet tube

QTY	GASKETS	YEARS	PART NO.	DESCRIPTION
1	Kit Gasket Set	64	260-1025	VINTAGE; Int. manifold gskts. not incl.; Push rod cover gskt. not incl.

QTY	FREEZE PLUGS	YEARS	PART NO.	DESCRIPTION
1	Brass Block Plug Kit	64	381-8021	VINTAGE
1	Steel Block Plug Kit	64	381-4028	
1	Brass Deep Cup Freeze Plug	64	381-9010	0.938" Diameter
1	Brass Deep Cup Freeze Plug	64	381-9026	1.953" Diameter
1	Steel Deep Cup Freeze Plug	64	381-3039	0.938" Diameter
1	Steel Deep Cup Freeze Plug	64	381-3042	1.953" Diameter
1	Steel Deep Cup Freeze Plug	64	381-3112	2.063" Diameter

VALVE TRAIN

BLOCK

GM Car (Incl. Buick, Cad., Chev., Olds., Pontiac)

622 421 6.9L (6900cc) OHV V8 (16 Valve) (Pontiac), 4.0938" Bore (GMC Eng.), 3-2 Bbl. "Eng. Code 46G" 1964

QTY	TIMING	YEARS	PART NO.	DESCRIPTION
1	3 Piece Set	64	KT3-350S	VINTAGE; 223-305, 223-371 not sold separately; (1) 222-350; (1) 223-305; (1) 223-371
16	CAMSHAFT/LIFTER	YEARS	PART NO.	DESCRIPTION
16	Lifter	64	HT-951 Std Only	Hyd.
16	Lifter, Bulk	64	HT-951B Std Only	Hyd.; Carton of 128
16	PUSH ROD	YEARS	PART NO.	DESCRIPTION
16	Push Rod	64	RP-3164 Std-35-60	8.6930" O.A.L.
16	Push Rod	64	RP-3213R Std Only	Chrome-Moly; 8.6900" O.A.L.
8	VALVE	YEARS	PART NO.	DESCRIPTION
8	Exhaust	64	V-1813 Std Only	VINTAGE; Chrome plated stem; 1.6400" Head Dia., 0.3410" Stem Dia., 4.8760" O.A.L.
8	Intake	64	V-1743 Std Only	VINTAGE; 1.9190" Head Dia., 0.3407" Stem Dia., 4.8940" O.A.L.
16	VALVE SEAL	YEARS	PART NO.	DESCRIPTION
16	Valve Stem Seal	64	ST-2092 Std Only	Positive type, Metal Clad; (RBB) Rubber
16	Valve Stem Seal	64	ST-2003 Std Only	Positive type; Installation requires valve guide machining; (RBB) Rubber
16	Valve Stem Seal Bulk	64	ST-2003BC Std Only	Positive type; Installation requires valve guide machining; Carton of 100; (RBB) Rubber
8	VALVE SEAT	YEARS	PART NO.	DESCRIPTION
8	Seat	64	245-1750-2 Std Only	Loc. Exh.; 1.7550" OD, 1.5000" ID, 0.2160" Depth
8	Seat	64	245-1750-2N Std Only	Loc. Exh.; Premium Material; 1.7550" OD, 1.5000" ID, 0.2160" Depth
8	Seat	64	245-2000-1 Std Only	Loc. Int.; 2.0055" OD, 1.7500" ID, 0.2160" Depth
32	VALVE, MISC	YEARS	PART NO.	DESCRIPTION
32	Keeper	64	VK-115A Std Only	1 groove; Square cut key groove; Carton pack 24
32	Keeper	64	VK-115 Std Only	1 groove; Square cut key groove; Carton pack 32
32	Keeper	64	VK-115R Std Only	1 groove; Square cut key groove; Hardened
32	Keeper, Bulk	64	VK-115B Std Only	1 groove; Square cut key groove; Carton of 1000
16	Spring Insert	64	259-301A Std Only	VINTAGE; .060"; Carton of 100
1	RINGS	YEARS	PART NO.	DESCRIPTION
1	Premium Set	64	E-232K Std-30-40-60	VINTAGE; 2-5/64, 1-3/16; Premium Moly
1	Standard Set	64	E-232X 30 30-40-60	VINTAGE; 2-5/64, 1-3/16; Iron
1	ENGINE BEARINGS	YEARS	PART NO.	DESCRIPTION
1	Main Set	64	151M Std-10	Performance; 3/4 grooved
1	Main Set	64	4221M Std-10-20-30	VINTAGE; Overplated copper-lead alloy
1	Rod Set	64	8-7050CH Std-10-20	Performance
1	Rod Set	64	8-1555CPA Std-10-20-30-40	VINTAGE
8	Rod Pair	64	1555CPA Std-10-20-30-40	VINTAGE
1	Cam Set	64	1220M Std Only	
1	OIL PUMP	YEARS	PART NO.	DESCRIPTION
1	Oil Pump	64	224-43364S	High Pressure; 3/4" inlet tube; Incl. screen
1	Inter. Shaft	64	224-61236	
1	Screen Assy.	64	224-11236	3/4" inlet tube
1	GASKETS	YEARS	PART NO.	DESCRIPTION
1	Kit Gasket Set	64	260-1025	VINTAGE; Int. manifold gskts. not incl.; Push rod cover gskt. not incl.
1	FREEZE PLUGS	YEARS	PART NO.	DESCRIPTION
1	Brass Block Plug Kit	64	381-8021	VINTAGE
1	Steel Block Plug Kit	64	381-4028	
1	Brass Deep Cup Freeze Plug	64	381-9010	0.938" Diameter
1	Brass Deep Cup Freeze Plug	64	381-9026	1.953" Diameter
1	Steel Deep Cup Freeze Plug	64	381-3039	0.938" Diameter
1	Steel Deep Cup Freeze Plug	64	381-3042	1.953" Diameter
1	Steel Deep Cup Freeze Plug	64	381-3112	2.063" Diameter

623 421 6.9L (6900cc) OHV V8 (16 Valve) (Pontiac), 4.0938" Bore (GMC Eng.), 4 Bbl. "Eng. Code 47Q" 1963

QTY	TIMING	YEARS	PART NO.	DESCRIPTION
1	3 Piece Set	63	KT3-350S	VINTAGE; 223-305, 223-371 not sold separately; (1) 222-350; (1) 223-305; (1) 223-371
16	CAMSHAFT/LIFTER	YEARS	PART NO.	DESCRIPTION
16	Lifter	63	HT-951 Std Only	Hyd.
16	Lifter, Bulk	63	HT-951B Std Only	Hyd.; Carton of 128
16	PUSH ROD	YEARS	PART NO.	DESCRIPTION
16	Push Rod	63	RP-3164 Std-35-60	8.6930" O.A.L.
16	Push Rod	63	RP-3213R Std Only	Chrome-Moly; 8.6900" O.A.L.

(continued on next page)

GM Car (Incl. Buick, Cad., Chev., Olds., Pontiac)

421 6.9L (6900cc) OHV V8 (16 Valve) (Pontiac), 4.0938" Bore (GMC Eng.), 4 Bbl. "Eng. Code 47Q" 1963 623
(cont.)

	QTY	ROCKER PARTS	YEARS	PART NO.	DESCRIPTION
VALVE TRAIN	16	Arm Assy.	63	R-848 Std Only	VINTAGE; Incl. arm & ball
	16	Arm	63	R-848A Std Only	
	8	Exhaust	63	V-1813 Std Only	VINTAGE; Chrome plated stem; 1.6400" Head Dia., 0.3410" Stem Dia., 4.8760" O.A.L.
	8	Intake	63	V-1743 Std Only	VINTAGE; 1.9190" Head Dia., 0.3407" Stem Dia., 4.8940" O.A.L.
	16	Spring	63	VS-445 Std Only	VINTAGE; Loc. Inner; 1.8120" Free Height
	16	Spring	63	VS-446 Std Only	VINTAGE; Loc. Outer; 1.9800" Free Height
	16	Valve Stem Seal	63	MV-1233C Std Only	O-Ring; (RBB) Rubber
	16	Valve Stem Seal	63	ST-2092 Std Only	Positive type, Metal Clad; (RBB) Rubber
	16	Valve Stem Seal	63	ST-2003 Std Only	Positive type; Installation requires valve guide machining; (RBB) Rubber
	16	Valve Stem Seal Bulk	63	MV-1233 Std Only	O-Ring; Carton of 100; (RBB) Rubber
	16	Valve Stem Seal Bulk	63	ST-2003BC Std Only	Positive type; Installation requires valve guide machining; Carton of 100; (RBB) Rubber
	8	Seat	63	245-1750-2 Std Only	Loc. Exh.; 1.7550" OD, 1.5000" ID, 0.2160" Depth
	8	Seat	63	245-1750-2N Std Only	Loc. Exh.; Premium Material; 1.7550" OD, 1.5000" ID, 0.2160" Depth
	8	Seat	63	245-2000-1 Std Only	Loc. Int.; 2.0055" OD, 1.7500" ID, 0.2160" Depth
	32	Keeper	63	VK-115A Std Only	1 groove; Square cut key groove; Carton pack 24
	32	Keeper	63	VK-115 Std Only	1 groove; Square cut key groove; Carton pack 32
32	Keeper	63	VK-115R Std Only	1 groove; Square cut key groove; Hardened	
32	Keeper, Bulk	63	VK-115B Std Only	1 groove; Square cut key groove; Carton of 1000	
16	Spring Insert	63	259-301A Std Only	VINTAGE; .060"; Carton of 100	
BLOCK	1	Premium Set	63	E-232K Std-30-40-60	VINTAGE; 2-5/64, 1-3/16; Premium Moly
	1	Standard Set	63	E-232X 30 30-40-60	VINTAGE; 2-5/64, 1-3/16; Iron
	1	Main Set	63	151M Std-10	Performance; 3/4 grooved
	1	Main Set	63	4221M Std-10-20-30	VINTAGE; Overplated copper-lead alloy
	1	Rod Set	63	8-7050CH Std-10-20	Performance
	1	Rod Set	63	8-1555CPA Std-10-20-30-40	VINTAGE
	8	Rod Pair	63	1555CPA Std-10-20-30-40	VINTAGE
	1	Cam Set	63	1220M Std Only	
	1	Oil Pump	63	224-43364S	High Pressure; 3/4" inlet tube; Incl. screen
	1	Inter. Shaft	63	224-61236	
	1	Screen Assy.	63	224-11236	3/4" inlet tube
	1	Kit Gasket Set	63	260-1025	VINTAGE; Int. manifold gskts. not incl.; Push rod cover gskt. not incl.
	1	Brass Block Plug Kit	63	381-8021	VINTAGE
	1	Steel Block Plug Kit	63	381-4028	
	1	Brass Deep Cup Freeze Plug	63	381-9010	0.938" Diameter
	1	Brass Deep Cup Freeze Plug	63	381-9026	1.953" Diameter
1	Steel Deep Cup Freeze Plug	63	381-3039	0.938" Diameter	
1	Steel Deep Cup Freeze Plug	63	381-3042	1.953" Diameter	
1	Steel Deep Cup Freeze Plug	63	381-3112	2.063" Diameter	

421 6.9L (6900cc) OHV V8 (16 Valve) (Pontiac), 4.0938" Bore (GMC Eng.), 3-2 Bbl. "Eng. Code 47S" 1964 624

	QTY	TIMING	YEARS	PART NO.	DESCRIPTION
	1	3 Piece Set	64	KT3-350S	VINTAGE; 223-305, 223-371 not sold separately; (1) 222-350; (1) 223-305; (1) 223-371
	16	Lifter	64	HT-951 Std Only	Hyd.
	16	Lifter, Bulk	64	HT-951B Std Only	Hyd.; Carton of 128
	16	Push Rod	64	RP-3164 Std-35-60	8.6930" O.A.L.
	16	Push Rod	64	RP-3213R Std Only	Chrome-Moly; 8.6900" O.A.L.

(continued on next page)

GM Car (Incl. Buick, Cad., Chev., Olds., Pontiac)

624 421 6.9L (6900cc) OHV V8 (16 Valve) (Pontiac), 4.0938" Bore (GMC Eng.), 3-2 Bbl. "Eng. Code 47S" 1964
(cont.)

VALVE TRAIN	QTY	VALVE	YEARS	PART NO.	DESCRIPTION	VALVE TRAIN
	8	Exhaust	64	V-1813 Std Only	VINTAGE; Chrome plated stem; 1.6400" Head Dia., 0.3410" Stem Dia., 4.8760" O.A.L.	
	8	Intake	64	V-1743 Std Only	VINTAGE; 1.9190" Head Dia., 0.3407" Stem Dia., 4.8940" O.A.L.	
	16	Valve Stem Seal	64	ST-2092 Std Only	Positive type, Metal Clad; (RBB) Rubber	
	16	Valve Stem Seal	64	ST-2003 Std Only	Positive type; Installation requires valve guide machining; (RBB) Rubber	
	16	Valve Stem Seal Bulk	64	ST-2003BC Std Only	Positive type; Installation requires valve guide machining; Carton of 100; (RBB) Rubber	
	8	Seat	64	245-1750-2 Std Only	Loc. Exh.; 1.7550" OD, 1.5000" ID, 0.2160" Depth	
	8	Seat	64	245-1750-2N Std Only	Loc. Exh.; Premium Material; 1.7550" OD, 1.5000" ID, 0.2160" Depth	
	8	Seat	64	245-2000-1 Std Only	Loc. Int.; 2.0055" OD, 1.7500" ID, 0.2160" Depth	
	32	Keeper	64	VK-115A Std Only	1 groove; Square cut key groove; Carton pack 24	
	32	Keeper	64	VK-115 Std Only	1 groove; Square cut key groove; Carton pack 32	
	32	Keeper	64	VK-115R Std Only	1 groove; Square cut key groove; Hardened	
	32	Keeper, Bulk	64	VK-115B Std Only	1 groove; Square cut key groove; Carton of 1000	
	16	Spring Insert	64	259-301A Std Only	VINTAGE; .060"; Carton of 100	
	1	Premium Set	64	E-232K Std-30-40-60	VINTAGE; 2-5/64, 1-3/16; Premium Moly	
	1	Standard Set	64	E-232X 30 30-40-60	VINTAGE; 2-5/64, 1-3/16; Iron	
	1	Main Set	64	151M Std-10	Performance; 3/4 grooved	
	1	Main Set	64	4221M Std-10-20-30	VINTAGE; Overplated copper-lead alloy	
	1	Rod Set	64	8-7050CH Std-10-20	Performance	
	1	Rod Set	64	8-1555CPA Std-10-20-30-40	VINTAGE	
	8	Rod Pair	64	1555CPA Std-10-20-30-40	VINTAGE	
	1	Cam Set	64	1220M Std Only		
	1	Oil Pump	64	224-43364S	High Pressure; 3/4" inlet tube; Incl. screen	
	1	Inter. Shaft	64	224-61236		
	1	Screen Assy.	64	224-11236	3/4" inlet tube	
	1	Kit Gasket Set	64	260-1025	VINTAGE; Int. manifold gsks. not incl.; Push rod cover gskt. not incl.	
	1	Brass Block Plug Kit	64	381-8021	VINTAGE	
	1	Steel Block Plug Kit	64	381-4028		
	1	Brass Deep Cup Freeze Plug	64	381-9010	0.938" Diameter	
	1	Brass Deep Cup Freeze Plug	64	381-9026	1.953" Diameter	
	1	Steel Deep Cup Freeze Plug	64	381-3039	0.938" Diameter	
	1	Steel Deep Cup Freeze Plug	64	381-3042	1.953" Diameter	
	1	Steel Deep Cup Freeze Plug	64	381-3112	2.063" Diameter	

625 421 6.9L (6900cc) OHV V8 (16 Valve) (Pontiac), 4.0938" Bore (GMC Eng.), 3-2 Bbl. "Eng. Code 49N" 1964

VALVE TRAIN	QTY	TIMING	YEARS	PART NO.	DESCRIPTION	VALVE TRAIN
	1	3 Piece Set	64	KT3-350S	VINTAGE; 223-305, 223-371 not sold separately; (1) 222-350; (1) 223-305; (1) 223-371	
	16	Lifter	64	HT-951 Std Only	Hyd.	
	16	Lifter, Bulk	64	HT-951B Std Only	Hyd.; Carton of 128	
	16	Push Rod	64	RP-3164 Std-35-60	8.6930" O.A.L.	
	16	Push Rod	64	RP-3213R Std Only	Chrome-Moly; 8.6900" O.A.L.	
	8	Exhaust	64	V-1813 Std Only	VINTAGE; Chrome plated stem; 1.6400" Head Dia., 0.3410" Stem Dia., 4.8760" O.A.L.	
	8	Intake	64	V-1743 Std Only	VINTAGE; 1.9190" Head Dia., 0.3407" Stem Dia., 4.8940" O.A.L.	
	16	Valve Stem Seal	64	ST-2092 Std Only	Positive type, Metal Clad; (RBB) Rubber	
	16	Valve Stem Seal	64	ST-2003 Std Only	Positive type; Installation requires valve guide machining; (RBB) Rubber	

(continued on next page)

GM Car (Incl. Buick, Cad., Chev., Olds., Pontiac)

421 6.9L (6900cc) OHV V8 (16 Valve) (Pontiac), 4.0938" Bore (GMC Eng.), 3-2 Bbl. "Eng. Code 49N" 1964 625 (cont.)

QTY	VALVE SEAL (cont.)	YEARS	PART NO.	DESCRIPTION
16	Valve Stem Seal Bulk	64	ST-2003BC Std Only	Positive type; Installation requires valve guide machining; Carton of 100; (RBB) Rubber
8	VALVE SEAT	64	245-1750-2 Std Only	Loc. Exh.; 1.7550" OD, 1.5000" ID, 0.2160" Depth
8	Seat	64	245-1750-2N Std Only	Loc. Exh.; Premium Material; 1.7550" OD, 1.5000" ID, 0.2160" Depth
8	Seat	64	245-2000-1 Std Only	Loc. Int.; 2.0055" OD, 1.7500" ID, 0.2160" Depth
32	VALVE, MISC	64	VK-115A Std Only	1 groove; Square cut key groove; Carton pack 24
32	Keeper	64	VK-115 Std Only	1 groove; Square cut key groove; Carton pack 32
32	Keeper	64	VK-115R Std Only	1 groove; Square cut key groove; Hardened
32	Keeper, Bulk	64	VK-115B Std Only	1 groove; Square cut key groove; Carton of 1000
16	Spring Insert	64	259-301A Std Only	VINTAGE; .060"; Carton of 100
1	RINGS	64	E-232K Std-30-40-60	VINTAGE; 2-5/64, 1-3/16; Premium Moly
1	Premium Set	64	E-232X 30 30-40-60	VINTAGE; 2-5/64, 1-3/16; Iron
1	ENGINE BEARINGS	64	151M Std-10	Performance; 3/4 grooved
1	Main Set	64	4221M Std-10-20-30	VINTAGE; Overplated copper-lead alloy
1	Main Set	64	8-7050CH Std-10-20	Performance
1	Rod Set	64	8-1555CPA Std-10-20-30-40	VINTAGE
1	Rod Set	64	1555CPA Std-10-20-30-40	VINTAGE
8	Rod Pair	64	1220M Std Only	
1	Cam Set	64		
1	OIL PUMP	64	224-43364S	High Pressure; 3/4" inlet tube; Incl. screen
1	Oil Pump	64	224-61236	
1	Inter. Shaft	64	224-11236	3/4" inlet tube
1	Screen Assy.	64		
1	GASKETS	64	260-1025	VINTAGE; Int. manifold gsks. not incl.; Push rod cover gskt. not incl.
1	Kit Gasket Set	64		
1	FREEZE PLUGS	64	381-8021	VINTAGE
1	Brass Block Plug Kit	64	381-4028	
1	Steel Block Plug Kit	64	381-9010	0.938" Diameter
1	Brass Deep Cup Freeze Plug	64	381-9026	1.953" Diameter
1	Brass Deep Cup Freeze Plug	64	381-3039	0.938" Diameter
1	Steel Deep Cup Freeze Plug	64	381-3042	1.953" Diameter
1	Steel Deep Cup Freeze Plug	64	381-3112	2.063" Diameter
1	Steel Deep Cup Freeze Plug	64		

421 6.9L (6900cc) OHV V8 (16 Valve) (Pontiac), 4.0938" Bore (GMC Eng.), 3-2 Bbl. "Eng. Code 50Q" 1964-1963 626

QTY	TIMING	YEARS	PART NO.	DESCRIPTION
1	3 Piece Set	64-63	KT3-350S	VINTAGE; 223-305, 223-371 not sold separately; (1) 222-350; (1) 223-305; (1) 223-371
16	CAMSHAFT/LIFTER	64-63	HT-951 Std Only	Hyd.
16	Lifter	64-63	HT-951B Std Only	Hyd.; Carton of 128
16	PUSH ROD	64-63	RP-3164 Std-35-60	8.6930" O.A.L.
16	Push Rod	64-63	RP-3213R Std Only	Chrome-Moly; 8.6900" O.A.L.
8	VALVE	64-63	V-1813 Std Only	VINTAGE; Chrome plated stem; 1.6400" Head Dia., 0.3410" Stem Dia., 4.8760" O.A.L.
8	Exhaust	64-63	V-1743 Std Only	VINTAGE; 1.9190" Head Dia., 0.3407" Stem Dia., 4.8940" O.A.L.
16	VALVE SEAL	64-63	ST-2092 Std Only	Positive type, Metal Clad; (RBB) Rubber
16	Valve Stem Seal	64-63	ST-2003 Std Only	Positive type; Installation requires valve guide machining; (RBB) Rubber
16	Valve Stem Seal Bulk	64-63	ST-2003BC Std Only	Positive type; Installation requires valve guide machining; Carton of 100; (RBB) Rubber
8	VALVE SEAT	64-63	245-1750-2 Std Only	Loc. Exh.; 1.7550" OD, 1.5000" ID, 0.2160" Depth
8	Seat	64-63	245-1750-2N Std Only	Loc. Exh.; Premium Material; 1.7550" OD, 1.5000" ID, 0.2160" Depth
8	Seat	64-63	245-2000-1 Std Only	Loc. Int.; 2.0055" OD, 1.7500" ID, 0.2160" Depth

(continued on next page)

GM Car (Incl. Buick, Cad., Chev., Olds., Pontiac)

626 421 6.9L (6900cc) OHV V8 (16 Valve) (Pontiac), 4.0938" Bore (GMC Eng.), 3-2 Bbl. "Eng. Code 50Q" (cont.) 1964-1963

QTY	VALVE, MISC	YEARS	PART NO.	DESCRIPTION
32	Keeper	64-63	VK-115A Std Only	1 groove; Square cut key groove; Carton pack 24
32	Keeper	64-63	VK-115 Std Only	1 groove; Square cut key groove; Carton pack 32
32	Keeper	64-63	VK-115R Std Only	1 groove; Square cut key groove; Hardened
32	Keeper, Bulk	64-63	VK-115B Std Only	1 groove; Square cut key groove; Carton of 1000
16	Spring Insert	64-63	259-301A Std Only	VINTAGE; .060"; Carton of 100
QTY	RINGS	YEARS	PART NO.	DESCRIPTION
1	Premium Set	64-63	E-232K Std-30-40-60	VINTAGE; 2-5/64, 1-3/16; Premium Moly
1	Standard Set	64-63	E-232X 30 30-40-60	VINTAGE; 2-5/64, 1-3/16; Iron
QTY	ENGINE BEARINGS	YEARS	PART NO.	DESCRIPTION
1	Main Set	64-63	151M Std-10	Performance; 3/4 grooved
1	Main Set	64-63	4221M Std-10-20-30	VINTAGE; Overplated copper-lead alloy
1	Rod Set	64-63	8-7050CH Std-10-20	Performance
1	Rod Set	64-63	8-1555CPA Std-10-20-30-40	VINTAGE
8	Rod Pair	64-63	1555CPA Std-10-20-30-40	VINTAGE
1	Cam Set	64-63	1220M Std Only	
QTY	OIL PUMP	YEARS	PART NO.	DESCRIPTION
1	Oil Pump	64-63	224-43364S	High Pressure; 3/4" inlet tube; Incl. screen
1	Inter. Shaft	64-63	224-61236	
1	Screen Assy.	64-63	224-11236	3/4" inlet tube
QTY	GASKETS	YEARS	PART NO.	DESCRIPTION
1	Kit Gasket Set	64-63	260-1025	VINTAGE; Int. manifold gskts. not incl.; Push rod cover gskt. not incl.
QTY	FREEZE PLUGS	YEARS	PART NO.	DESCRIPTION
1	Brass Block Plug Kit	64-63	381-8021	VINTAGE
1	Steel Block Plug Kit	64-63	381-4028	
1	Brass Deep Cup Freeze Plug	64-63	381-9010	0.938" Diameter
1	Brass Deep Cup Freeze Plug	64-63	381-9026	1.953" Diameter
1	Steel Deep Cup Freeze Plug	64-63	381-3039	0.938" Diameter
1	Steel Deep Cup Freeze Plug	64-63	381-3042	1.953" Diameter
1	Steel Deep Cup Freeze Plug	64-63	381-3112	2.063" Diameter

627 421 6.9L (6900cc) OHV V8 (16 Valve) (Pontiac), 4.0938" Bore (GMC Eng.), 4 Bbl. "Eng. Code WG" 1966-1965

QTY	TIMING	YEARS	PART NO.	DESCRIPTION
1	3 Piece Set	66-65	KT3-350S	VINTAGE; 223-305, 223-371 not sold separately; (1) 222-350; (1) 223-305; (1) 223-371
QTY	CAMSHAFT/LIFTER	YEARS	PART NO.	DESCRIPTION
1	Camshaft	66-65	CS-641	VINTAGE; Hydraulic, (050) Duration at .050 Lobe Lift, 208 Exh., 198 Int., 111 Degrees Lobe Separation
1	Prelube		55-403 Std Only	1.5 oz. packet
1	Prelube		55-400 Std Only	4 oz. bottle; 1.5 oz. packet No. 55-403 also avail.
16	Lifter	66-65	HT-951 Std Only	Hyd.
16	Lifter, Bulk	66-65	HT-951B Std Only	Hyd.; Carton of 128
QTY	PUSH ROD	YEARS	PART NO.	DESCRIPTION
16	Push Rod	66-65	RP-3164 Std-35-60	8.6930" O.A.L.
16	Push Rod	66-65	RP-3213R Std Only	Chrome-Moly; 8.6900" O.A.L.
QTY	ROCKER PARTS	YEARS	PART NO.	DESCRIPTION
16	Arm Assy.	66-65	R-848 Std Only	VINTAGE; Incl. arm & ball
16	Arm	66-65	R-848A Std Only	
QTY	VALVE	YEARS	PART NO.	DESCRIPTION
8	Exhaust	66-65	V-1813 Std Only	VINTAGE; Chrome plated stem; 1.6400" Head Dia., 0.3410" Stem Dia., 4.8760" O.A.L.
8	Intake	66-65	V-1743 Std Only	VINTAGE; 1.9190" Head Dia., 0.3407" Stem Dia., 4.8940" O.A.L.
QTY	VALVE SPRING	YEARS	PART NO.	DESCRIPTION
16	Spring	66-65	VS-651 Std Only	VINTAGE; Loc. Inner; 1.7600" Free Height
16	Spring	66-65	VS-665 Std Only	VINTAGE; Loc. Outer; 1.9400" Free Height
QTY	VALVE SEAL	YEARS	PART NO.	DESCRIPTION
12	Valve Stem Seal	66-65	MV-1233C Std Only	O-Ring; (RBB) Rubber
16	Valve Stem Seal	66-65	ST-2092 Std Only	Positive type, Metal Clad; (RBB) Rubber
16	Valve Stem Seal	66-65	ST-2003 Std Only	Positive type; Installation requires valve guide machining; (RBB) Rubber
12	Valve Stem Seal Bulk	66-65	MV-1233 Std Only	O-Ring; Carton of 100; (RBB) Rubber
16	Valve Stem Seal Bulk	66-65	ST-2003BC Std Only	Positive type; Installation requires valve guide machining; Carton of 100; (RBB) Rubber
QTY	VALVE SEAT	YEARS	PART NO.	DESCRIPTION
8	Seat	66-65	245-1750-2 Std Only	Loc. Exh.; 1.7550" OD, 1.5000" ID, 0.2160" Depth

(continued on next page)

GM Car (Incl. Buick, Cad., Chev., Olds., Pontiac)

421 6.9L (6900cc) OHV V8 (16 Valve) (Pontiac), 4.0938" Bore (GMC Eng.), 4 Bbl. "Eng. Code WG" 1966-1965 627
(cont.)

QTY	VALVE SEAT (cont.)	YEARS	PART NO.	DESCRIPTION
8	Seat	66-65	245-1750-2N Std Only	Loc. Exh.; Premium Material; 1.7550" OD, 1.5000" ID, 0.2160" Depth
8	Seat	66-65	245-2000-1 Std Only	Loc. Int.; 2.0055" OD, 1.7500" ID, 0.2160" Depth
QTY	VALVE, MISC	YEARS	PART NO.	DESCRIPTION
32	Keeper	66-65	VK-115A Std Only	1 groove; Square cut key groove; Carton pack 24
32	Keeper	66-65	VK-115 Std Only	1 groove; Square cut key groove; Carton pack 32
32	Keeper	66-65	VK-115R Std Only	1 groove; Square cut key groove; Hardened
32	Keeper, Bulk	66-65	VK-115B Std Only	1 groove; Square cut key groove; Carton of 1000
16	Spring Insert	66-65	259-301A Std Only	VINTAGE; .060"; Carton of 100
QTY	RINGS	YEARS	PART NO.	DESCRIPTION
1	Premium Set	66-65	E-232K Std-30-40-60	VINTAGE; 2-5/64, 1-3/16; Premium Moly
1	Standard Set	66-65	E-232X 30 30-40-60	VINTAGE; 2-5/64, 1-3/16; Iron
QTY	ENGINE BEARINGS	YEARS	PART NO.	DESCRIPTION
1	Main Set	66-65	151M Std-10	Performance; 3/4 grooved
1	Main Set	66-65	4221M Std-10-20-30	VINTAGE; Overplated copper-lead alloy
1	Rod Set	66-65	8-7050CH Std-10-20	Performance
1	Rod Set	66-65	8-1555CPA Std-10-20-30-40	VINTAGE
8	Rod Pair	66-65	1555CPA Std-10-20-30-40	VINTAGE
1	Cam Set	66-65	1220M Std Only	
QTY	OIL PUMP	YEARS	PART NO.	DESCRIPTION
1	Oil Pump	66-65	224-43364S	High Pressure; 3/4" inlet tube; Incl. screen
1	Inter. Shaft	66-65	224-61236	
1	Screen Assy.	66-65	224-11236	3/4" inlet tube
QTY	GASKETS	YEARS	PART NO.	DESCRIPTION
1	Kit Gasket Set	66-65	260-1025	VINTAGE; Push rod cover gskt. not incl.
QTY	FREEZE PLUGS	YEARS	PART NO.	DESCRIPTION
1	Brass Block Plug Kit	66-65	381-8021	VINTAGE
1	Steel Block Plug Kit	66-65	381-4028	
1	Brass Deep Cup Freeze Plug	66-65	381-9010	0.938" Diameter
1	Brass Deep Cup Freeze Plug	66-65	381-9026	1.953" Diameter
1	Steel Deep Cup Freeze Plug	66-65	381-3039	0.938" Diameter
1	Steel Deep Cup Freeze Plug	66-65	381-3042	1.953" Diameter
1	Steel Deep Cup Freeze Plug	66-65	381-3112	2.063" Diameter

421 6.9L (6900cc) OHV V8 (16 Valve) (Pontiac), 4.0938" Bore (GMC Eng.), 3-2 Bbl. "Eng. Code WH" 1966-1965 628

QTY	TIMING	YEARS	PART NO.	DESCRIPTION
1	3 Piece Set	66-65	KT3-350S	VINTAGE; 223-305, 223-371 not sold separately; (1) 222-350; (1) 223-305; (1) 223-371
QTY	CAMSHAFT/LIFTER	YEARS	PART NO.	DESCRIPTION
16	Lifter	66-65	HT-951 Std Only	Hyd.
16	Lifter, Bulk	66-65	HT-951B Std Only	Hyd.; Carton of 128
QTY	PUSH ROD	YEARS	PART NO.	DESCRIPTION
16	Push Rod	66-65	RP-3164 Std-35-60	8.6930" O.A.L.
16	Push Rod	66-65	RP-3213R Std Only	Chrome-Moly; 8.6900" O.A.L.
QTY	VALVE	YEARS	PART NO.	DESCRIPTION
8	Exhaust	66-65	V-1813 Std Only	VINTAGE; Chrome plated stem; 1.6400" Head Dia., 0.3410" Stem Dia., 4.8760" O.A.L.
8	Intake	66-65	V-1743 Std Only	VINTAGE; 1.9190" Head Dia., 0.3407" Stem Dia., 4.8940" O.A.L.
QTY	VALVE SEAL	YEARS	PART NO.	DESCRIPTION
16	Valve Stem Seal	66-65	ST-2092 Std Only	Positive type, Metal Clad; (RBB) Rubber
16	Valve Stem Seal	66-65	ST-2003 Std Only	Positive type; Installation requires valve guide machining; (RBB) Rubber
16	Valve Stem Seal Bulk	66-65	ST-2003BC Std Only	Positive type; Installation requires valve guide machining; Carton of 100; (RBB) Rubber
QTY	VALVE SEAT	YEARS	PART NO.	DESCRIPTION
8	Seat	66-65	245-1750-2 Std Only	Loc. Exh.; 1.7550" OD, 1.5000" ID, 0.2160" Depth
8	Seat	66-65	245-1750-2N Std Only	Loc. Exh.; Premium Material; 1.7550" OD, 1.5000" ID, 0.2160" Depth
8	Seat	66-65	245-2000-1 Std Only	Loc. Int.; 2.0055" OD, 1.7500" ID, 0.2160" Depth
QTY	VALVE, MISC	YEARS	PART NO.	DESCRIPTION
32	Keeper	66-65	VK-115A Std Only	1 groove; Square cut key groove; Carton pack 24
32	Keeper	66-65	VK-115 Std Only	1 groove; Square cut key groove; Carton pack 32
32	Keeper	66-65	VK-115R Std Only	1 groove; Square cut key groove; Hardened
32	Keeper, Bulk	66-65	VK-115B Std Only	1 groove; Square cut key groove; Carton of 1000
16	Spring Insert	66-65	259-301A Std Only	VINTAGE; .060"; Carton of 100

(continued on next page)

GM Car (Incl. Buick, Cad., Chev., Olds., Pontiac)

628 421 6.9L (6900cc) OHV V8 (16 Valve) (Pontiac), 4.0938" Bore (GMC Eng.), 3-2 Bbl. "Eng. Code WH"
(cont.) 1966-1965

BLOCK	QTY	RINGS	YEARS	PART NO.	DESCRIPTION	BLOCK
	1	Premium Set	66-65	E-232K Std-30-40-60	VINTAGE; 2-5/64, 1-3/16; Premium Moly	
	1	Standard Set	66-65	E-232X 30 30-40-60	VINTAGE; 2-5/64, 1-3/16; Iron	
	QTY	ENGINE BEARINGS	YEARS	PART NO.	DESCRIPTION	
	1	Main Set	66-65	151M Std-10	Performance; 3/4 grooved	
	1	Main Set	66-65	4221M Std-10-20-30	VINTAGE; Overplated copper-lead alloy	
	1	Rod Set	66-65	8-7050CH Std-10-20	Performance	
	1	Rod Set	66-65	8-1555CPA Std-10-20-30-40	VINTAGE	
	8	Rod Pair	66-65	1555CPA Std-10-20-30-40	VINTAGE	
	1	Cam Set	66-65	1220M Std Only		
	QTY	OIL PUMP	YEARS	PART NO.	DESCRIPTION	
	1	Oil Pump	66-65	224-43364S	High Pressure; 3/4" inlet tube; Incl. screen	
	1	Inter. Shaft	66-65	224-61236		
	1	Screen Assy.	66-65	224-11236	3/4" inlet tube	
	QTY	GASKETS	YEARS	PART NO.	DESCRIPTION	
	1	Kit Gasket Set	66-65	260-1025	VINTAGE; Push rod cover gskt. not incl.	
	QTY	FREEZE PLUGS	YEARS	PART NO.	DESCRIPTION	
	1	Brass Block Plug Kit	66-65	381-8021	VINTAGE	
	1	Steel Block Plug Kit	66-65	381-4028		
	1	Brass Deep Cup Freeze Plug	66-65	381-9010	0.938" Diameter	
	1	Brass Deep Cup Freeze Plug	66-65	381-9026	1.953" Diameter	
	1	Steel Deep Cup Freeze Plug	66-65	381-3039	0.938" Diameter	
	1	Steel Deep Cup Freeze Plug	66-65	381-3042	1.953" Diameter	
	1	Steel Deep Cup Freeze Plug	66-65	381-3112	2.063" Diameter	

629 421 6.9L (6900cc) OHV V8 (16 Valve) (Pontiac), 4.0938" Bore (GMC Eng.), 3-2 Bbl. "Eng. Code WJ"
1966-1965

VALVE TRAIN	QTY	TIMING	YEARS	PART NO.	DESCRIPTION	VALVE TRAIN
	1	3 Piece Set	66-65	KT3-350S	VINTAGE; 223-305, 223-371 not sold separately; (1) 222-350; (1) 223-305; (1) 223-371	
	QTY	CAMSHAFT/LIFTER	YEARS	PART NO.	DESCRIPTION	
	16	Lifter	66-65	HT-951 Std Only	Hyd.	
	16	Lifter, Bulk	66-65	HT-951B Std Only	Hyd.; Carton of 128	
	QTY	PUSH ROD	YEARS	PART NO.	DESCRIPTION	
	16	Push Rod	66-65	RP-3164 Std-35-60	8.6930" O.A.L.	
	16	Push Rod	66-65	RP-3213R Std Only	Chrome-Moly; 8.6900" O.A.L.	
	QTY	VALVE	YEARS	PART NO.	DESCRIPTION	
	8	Exhaust	66-65	V-1813 Std Only	VINTAGE; Chrome plated stem; 1.6400" Head Dia., 0.3410" Stem Dia., 4.8760" O.A.L.	
	8	Intake	66-65	V-1743 Std Only	VINTAGE; 1.9190" Head Dia., 0.3407" Stem Dia., 4.8940" O.A.L.	
	QTY	VALVE SEAL	YEARS	PART NO.	DESCRIPTION	
	16	Valve Stem Seal	66-65	ST-2092 Std Only	Positive type, Metal Clad; (RBB) Rubber	
	16	Valve Stem Seal	66-65	ST-2003 Std Only	Positive type; Installation requires valve guide machining; (RBB) Rubber	
	16	Valve Stem Seal Bulk	66-65	ST-2003BC Std Only	Positive type; Installation requires valve guide machining; Carton of 100; (RBB) Rubber	
	QTY	VALVE SEAT	YEARS	PART NO.	DESCRIPTION	
	8	Seat	66-65	245-1750-2 Std Only	Loc. Exh.; 1.7550" OD, 1.5000" ID, 0.2160" Depth	
	8	Seat	66-65	245-1750-2N Std Only	Loc. Exh.; Premium Material; 1.7550" OD, 1.5000" ID, 0.2160" Depth	
	8	Seat	66-65	245-2000-1 Std Only	Loc. Int.; 2.0055" OD, 1.7500" ID, 0.2160" Depth	
	QTY	VALVE, MISC	YEARS	PART NO.	DESCRIPTION	
	32	Keeper	66-65	VK-115A Std Only	1 groove; Square cut key groove; Carton pack 24	
	32	Keeper	66-65	VK-115 Std Only	1 groove; Square cut key groove; Carton pack 32	
	32	Keeper	66-65	VK-115R Std Only	1 groove; Square cut key groove; Hardened	
	32	Keeper, Bulk	66-65	VK-115B Std Only	1 groove; Square cut key groove; Carton of 1000	
	16	Spring Insert	66-65	259-301A Std Only	VINTAGE; .060"; Carton of 100	

BLOCK	QTY	RINGS	YEARS	PART NO.	DESCRIPTION	BLOCK
	1	Premium Set	66-65	E-232K Std-30-40-60	VINTAGE; 2-5/64, 1-3/16; Premium Moly	
	1	Standard Set	66-65	E-232X 30 30-40-60	VINTAGE; 2-5/64, 1-3/16; Iron	
	QTY	ENGINE BEARINGS	YEARS	PART NO.	DESCRIPTION	
	1	Main Set	66-65	151M Std-10	Performance; 3/4 grooved	
	1	Main Set	66-65	4221M Std-10-20-30	VINTAGE; Overplated copper-lead alloy	
	1	Rod Set	66-65	8-7050CH Std-10-20	Performance	
	1	Rod Set	66-65	8-1555CPA Std-10-20-30-40	VINTAGE	
	8	Rod Pair	66-65	1555CPA Std-10-20-30-40	VINTAGE	
	1	Cam Set	66-65	1220M Std Only		

(continued on next page)

GM Car (Incl. Buick, Cad., Chev., Olds., Pontiac)

421 6.9L (6900cc) OHV V8 (16 Valve) (Pontiac), 4.0938" Bore (GMC Eng.), 3-2 Bbl. "Eng. Code WJ" 629
 1966-1965 (cont.)

BLOCK	QTY	OIL PUMP	YEARS	PART NO.	DESCRIPTION
	1	Oil Pump	66-65	224-43364S	High Pressure; 3/4" inlet tube; Incl. screen
	1	Inter. Shaft	66-65	224-61236	
	1	Screen Assy.	66-65	224-11236	3/4" inlet tube
BLOCK	QTY	GASKETS	YEARS	PART NO.	DESCRIPTION
	1	Kit Gasket Set	66-65	260-1025	VINTAGE; Push rod cover gskt. not incl.
BLOCK	QTY	FREEZE PLUGS	YEARS	PART NO.	DESCRIPTION
	1	Brass Block Plug Kit	66-65	381-8021	VINTAGE
	1	Steel Block Plug Kit	66-65	381-4028	
	1	Brass Deep Cup Freeze Plug	66-65	381-9010	0.938" Diameter
	1	Brass Deep Cup Freeze Plug	66-65	381-9026	1.953" Diameter
	1	Steel Deep Cup Freeze Plug	66-65	381-3039	0.938" Diameter
	1	Steel Deep Cup Freeze Plug	66-65	381-3042	1.953" Diameter
	1	Steel Deep Cup Freeze Plug	66-65	381-3112	2.063" Diameter

421 6.9L (6900cc) OHV V8 (16 Valve) (Pontiac), 4.0938" Bore (GMC Eng.), 4 Bbl. "Eng. Code WK" 1966 630

VALVE TRAIN	QTY	TIMING	YEARS	PART NO.	DESCRIPTION
	1	3 Piece Set	66	KT3-350S	VINTAGE; 223-305, 223-371 not sold separately; (1) 222-350; (1) 223-305; (1) 223-371
VALVE TRAIN	QTY	CAMSHAFT/LIFTER	YEARS	PART NO.	DESCRIPTION
	1	Camshaft	66	CS-641	VINTAGE; Hydraulic, (050) Duration at .050 Lobe Lift, 208 Exh., 198 Int., 111 Degrees Lobe Separation
	1	Prelube		55-403 Std Only	1.5 oz. packet
	1	Prelube		55-400 Std Only	4 oz. bottle; 1.5 oz. packet No. 55-403 also avail.
	16	Lifter	66	HT-951 Std Only	Hyd.
	16	Lifter, Bulk	66	HT-951B Std Only	Hyd.; Carton of 128
VALVE TRAIN	QTY	PUSH ROD	YEARS	PART NO.	DESCRIPTION
	16	Push Rod	66	RP-3164 Std-35-60	8.6930" O.A.L.
	16	Push Rod	66	RP-3213R Std Only	Chrome-Moly; 8.6900" O.A.L.
VALVE TRAIN	QTY	ROCKER PARTS	YEARS	PART NO.	DESCRIPTION
	16	Arm Assy.	66	R-848 Std Only	VINTAGE; Incl. arm & ball
	16	Arm	66	R-848A Std Only	
VALVE TRAIN	QTY	VALVE	YEARS	PART NO.	DESCRIPTION
	8	Exhaust	66	V-1813 Std Only	VINTAGE; Chrome plated stem; 1.6400" Head Dia., 0.3410" Stem Dia., 4.8760" O.A.L.
	8	Intake	66	V-1743 Std Only	VINTAGE; 1.9190" Head Dia., 0.3407" Stem Dia., 4.8940" O.A.L.
VALVE TRAIN	QTY	VALVE SPRING	YEARS	PART NO.	DESCRIPTION
	16	Spring	66	VS-651 Std Only	VINTAGE; Loc. Inner; 1.7600" Free Height
	16	Spring	66	VS-665 Std Only	VINTAGE; Loc. Outer; 1.9400" Free Height
VALVE TRAIN	QTY	VALVE SEAL	YEARS	PART NO.	DESCRIPTION
	12	Valve Stem Seal	66	MV-1233C Std Only	O-Ring; (RBB) Rubber
	16	Valve Stem Seal	66	ST-2092 Std Only	Positive type, Metal Clad; (RBB) Rubber
	16	Valve Stem Seal	66	ST-2003 Std Only	Positive type; Installation requires valve guide machining; (RBB) Rubber
	12	Valve Stem Seal Bulk	66	MV-1233 Std Only	O-Ring; Carton of 100; (RBB) Rubber
	16	Valve Stem Seal Bulk	66	ST-2003BC Std Only	Positive type; Installation requires valve guide machining; Carton of 100; (RBB) Rubber
VALVE TRAIN	QTY	VALVE SEAT	YEARS	PART NO.	DESCRIPTION
	8	Seat	66	245-1750-2 Std Only	Loc. Exh.; 1.7550" OD, 1.5000" ID, 0.2160" Depth
	8	Seat	66	245-1750-2N Std Only	Loc. Exh.; Premium Material; 1.7550" OD, 1.5000" ID, 0.2160" Depth
	8	Seat	66	245-2000-1 Std Only	Loc. Int.; 2.0055" OD, 1.7500" ID, 0.2160" Depth
VALVE TRAIN	QTY	VALVE, MISC	YEARS	PART NO.	DESCRIPTION
	32	Keeper	66	VK-115A Std Only	1 groove; Square cut key groove; Carton pack 24
	32	Keeper	66	VK-115 Std Only	1 groove; Square cut key groove; Carton pack 32
	32	Keeper	66	VK-115R Std Only	1 groove; Square cut key groove; Hardened
	32	Keeper, Bulk	66	VK-115B Std Only	1 groove; Square cut key groove; Carton of 1000
	16	Spring Insert	66	259-301A Std Only	VINTAGE; .060"; Carton of 100
BLOCK	QTY	RINGS	YEARS	PART NO.	DESCRIPTION
	1	Premium Set	66	E-232K Std-30-40-60	VINTAGE; 2-5/64, 1-3/16; Premium Moly
	1	Standard Set	66	E-232X 30 30-40-60	VINTAGE; 2-5/64, 1-3/16; Iron
BLOCK	QTY	ENGINE BEARINGS	YEARS	PART NO.	DESCRIPTION
	1	Main Set	66	151M Std-10	Performance; 3/4 grooved
	1	Main Set	66	4221M Std-10-20-30	VINTAGE; Overplated copper-lead alloy
	1	Rod Set	66	8-7050CH Std-10-20	Performance
	1	Rod Set	66	8-1555CPA Std-10-20-30-40	VINTAGE
	8	Rod Pair	66	1555CPA Std-10-20-30-40	VINTAGE

(continued on next page)

GM Car (Incl. Buick, Cad., Chev., Olds., Pontiac)

630 421 6.9L (6900cc) OHV V8 (16 Valve) (Pontiac), 4.0938" Bore (GMC Eng.), 4 Bbl. "Eng. Code WK" 1966
(cont.)

BLOCK	QTY	ENGINE BEARINGS (cont.)	YEARS	PART NO.	DESCRIPTION	BLOCK
	1	Cam Set	66	1220M Std Only		
	1	OIL PUMP	66	224-43364S	High Pressure; 3/4" inlet tube; Incl. screen	
	1	Inter. Shaft	66	224-61236		
	1	Screen Assy.	66	224-11236	3/4" inlet tube	
	1	GASKETS	66	260-1025	VINTAGE; Push rod cover gskt. not incl.	
	1	Kit Gasket Set	66	260-1025		
	1	FREEZE PLUGS	66	381-8021	VINTAGE	
	1	Brass Block Plug Kit	66	381-8021		
	1	Steel Block Plug Kit	66	381-4028		
	1	Brass Deep Cup Freeze Plug	66	381-9010	0.938" Diameter	
	1	Brass Deep Cup Freeze Plug	66	381-9026	1.953" Diameter	
	1	Steel Deep Cup Freeze Plug	66	381-3039	0.938" Diameter	
	1	Steel Deep Cup Freeze Plug	66	381-3042	1.953" Diameter	
	1	Steel Deep Cup Freeze Plug	66	381-3112	2.063" Diameter	

631 421 6.9L (6900cc) OHV V8 (16 Valve) (Pontiac), 4.0938" Bore (GMC Eng.), 4 Bbl. "Eng. Code YH" 1966-1965

VALVE TRAIN	QTY	TIMING	YEARS	PART NO.	DESCRIPTION	VALVE TRAIN
	1	3 Piece Set	66-65	KT3-350S	VINTAGE; 223-305, 223-371 not sold separately; (1) 222-350; (1) 223-305; (1) 223-371	
	1	CAMSHAFT/LIFTER	66-65	CS-641	VINTAGE; Hydraulic, (050) Duration at .050 Lobe Lift, 208 Exh., 198 Int., 111 Degrees Lobe Separation	
	1	Prelube		55-403 Std Only	1.5 oz. packet	
	1	Prelube		55-400 Std Only	4 oz. bottle; 1.5 oz. packet No. 55-403 also avail.	
	16	Lifter	66-65	HT-951 Std Only	Hyd.	
	16	Lifter, Bulk	66-65	HT-951B Std Only	Hyd.; Carton of 128	
	16	PUSH ROD	66-65	RP-3164 Std-35-60	8.6930" O.A.L.	
	16	Push Rod	66-65	RP-3213R Std Only	Chrome-Moly; 8.6900" O.A.L.	
	16	ROCKER PARTS	66-65	R-848 Std Only	VINTAGE; Incl. arm & ball	
	16	Arm Assy.	66-65	R-848A Std Only		
	16	Arm	66-65	R-848A Std Only		
	8	VALVE	66-65	V-1813 Std Only	VINTAGE; Chrome plated stem; 1.6400" Head Dia., 0.3410" Stem Dia., 4.8760" O.A.L.	
	8	Exhaust	66-65	V-1813 Std Only		
	8	Intake	66-65	V-1743 Std Only	VINTAGE; 1.9190" Head Dia., 0.3407" Stem Dia., 4.8940" O.A.L.	
	16	VALVE SPRING	66-65	VS-651 Std Only	VINTAGE; Loc. Inner; 1.7600" Free Height	
	16	Spring	66-65	VS-651 Std Only		
	16	Spring	66-65	VS-665 Std Only	VINTAGE; Loc. Outer; 1.9400" Free Height	
	12	VALVE SEAL	66-65	MV-1233C Std Only	O-Ring; (RBB) Rubber	
	16	Valve Stem Seal	66-65	ST-2092 Std Only	Positive type, Metal Clad; (RBB) Rubber	
	16	Valve Stem Seal	66-65	ST-2003 Std Only	Positive type; Installation requires valve guide machining; (RBB) Rubber	
	12	Valve Stem Seal Bulk	66-65	MV-1233 Std Only	O-Ring; Carton of 100; (RBB) Rubber	
	16	Valve Stem Seal Bulk	66-65	ST-2003BC Std Only	Positive type; Installation requires valve guide machining; Carton of 100; (RBB) Rubber	
	8	VALVE SEAT	66-65	245-1750-2 Std Only	Loc. Exh.; 1.7550" OD, 1.5000" ID, 0.2160" Depth	
	8	Seat	66-65	245-1750-2N Std Only	Loc. Exh.; Premium Material; 1.7550" OD, 1.5000" ID, 0.2160" Depth	
	8	Seat	66-65	245-2000-1 Std Only	Loc. Int.; 2.0055" OD, 1.7500" ID, 0.2160" Depth	
	32	VALVE, MISC	66-65	VK-115A Std Only	1 groove; Square cut key groove; Carton pack 24	
	32	Keeper	66-65	VK-115 Std Only	1 groove; Square cut key groove; Carton pack 32	
	32	Keeper	66-65	VK-115R Std Only	1 groove; Square cut key groove; Hardened	
	32	Keeper, Bulk	66-65	VK-115B Std Only	1 groove; Square cut key groove; Carton of 1000	
	16	Spring Insert	66-65	259-301A Std Only	VINTAGE; .060"; Carton of 100	
	1	RINGS	66-65	E-232K Std-30-40-60	VINTAGE; 2-5/64, 1-3/16; Premium Moly	
	1	Premium Set	66-65	E-232K Std-30-40-60		
	1	Standard Set	66-65	E-232X 30 30-40-60	VINTAGE; 2-5/64, 1-3/16; Iron	
	1	ENGINE BEARINGS	66-65	151M Std-10	Performance; 3/4 grooved	
	1	Main Set	66-65	151M Std-10		
	1	Main Set	66-65	4221M Std-10-20-30	VINTAGE; Overplated copper-lead alloy	

(continued on next page)

GM Car (Incl. Buick, Cad., Chev., Olds., Pontiac)

421 6.9L (6900cc) OHV V8 (16 Valve) (Pontiac), 4.0938" Bore (GMC Eng.), 4 Bbl. "Eng. Code YH" 1966-1965 631
(cont.)

	ENGINE BEARINGS	YEARS	PART NO.	DESCRIPTION	
BLOCK	QTY (cont.)				
	1	Rod Set	66-65	8-7050CH Std-10-20 Performance	
	1	Rod Set	66-65	8-1555CPA Std-10-20-30-40 VINTAGE	
	8	Rod Pair	66-65	1555CPA Std-10-20-30-40 VINTAGE	
	1	Cam Set	66-65	1220M Std Only	
	QTY	OIL PUMP	YEARS	PART NO.	DESCRIPTION
	1	Oil Pump	66-65	224-43364S	High Pressure; 3/4" inlet tube; Incl. screen
	1	Inter. Shaft	66-65	224-61236	
	1	Screen Assy.	66-65	224-11236	3/4" inlet tube
	QTY	GASKETS	YEARS	PART NO.	DESCRIPTION
1	Kit Gasket Set	66-65	260-1025	VINTAGE; Push rod cover gskt. not incl.	
QTY	FREEZE PLUGS	YEARS	PART NO.	DESCRIPTION	
1	Brass Block Plug Kit	66-65	381-8021	VINTAGE	
1	Steel Block Plug Kit	66-65	381-4028		
1	Brass Deep Cup Freeze Plug	66-65	381-9010	0.938" Diameter	
1	Brass Deep Cup Freeze Plug	66-65	381-9026	1.953" Diameter	
1	Steel Deep Cup Freeze Plug	66-65	381-3039	0.938" Diameter	
1	Steel Deep Cup Freeze Plug	66-65	381-3042	1.953" Diameter	
1	Steel Deep Cup Freeze Plug	66-65	381-3112	2.063" Diameter	

421 6.9L (6900cc) OHV V8 (16 Valve) (Pontiac), 4.0938" Bore (GMC Eng.), 3-2 Bbl. "Eng. Code YJ" 1966-1965 632

	TIMING	YEARS	PART NO.	DESCRIPTION	
VALVE TRAIN	QTY	3 Piece Set	66-65	KT3-350S VINTAGE; 223-305, 223-371 not sold separately; (1) 222-350; (1) 223-305; (1) 223-371	
	QTY	CAMSHAFT/LIFTER	YEARS	PART NO.	
	16	Lifter	66-65	HT-951 Std Only Hyd.	
	16	Lifter, Bulk	66-65	HT-951B Std Only Hyd.; Carton of 128	
	QTY	PUSH ROD	YEARS	PART NO.	DESCRIPTION
	16	Push Rod	66-65	RP-3164 Std-35-60 8.6930" O.A.L.	
	16	Push Rod	66-65	RP-3213R Std Only Chrome-Moly; 8.6900" O.A.L.	
	QTY	VALVE	YEARS	PART NO.	DESCRIPTION
	8	Exhaust	66-65	V-1813 Std Only VINTAGE; Chrome plated stem; 1.6400" Head Dia., 0.3410" Stem Dia., 4.8760" O.A.L.	
	8	Intake	66-65	V-1743 Std Only VINTAGE; 1.9190" Head Dia., 0.3407" Stem Dia., 4.8940" O.A.L.	
QTY	VALVE SEAL	YEARS	PART NO.	DESCRIPTION	
16	Valve Stem Seal	66-65	ST-2092 Std Only Positive type, Metal Clad; (RBB) Rubber		
16	Valve Stem Seal	66-65	ST-2003 Std Only Positive type; Installation requires valve guide machining; (RBB) Rubber		
16	Valve Stem Seal Bulk	66-65	ST-2003BC Std Only Positive type; Installation requires valve guide machining; Carton of 100; (RBB) Rubber		
QTY	VALVE SEAT	YEARS	PART NO.	DESCRIPTION	
8	Seat	66-65	245-1750-2 Std Only Loc. Exh.; 1.7550" OD, 1.5000" ID, 0.2160" Depth		
8	Seat	66-65	245-1750-2N Std Only Loc. Exh.; Premium Material; 1.7550" OD, 1.5000" ID, 0.2160" Depth		
8	Seat	66-65	245-2000-1 Std Only Loc. Int.; 2.0055" OD, 1.7500" ID, 0.2160" Depth		
QTY	VALVE, MISC	YEARS	PART NO.	DESCRIPTION	
32	Keeper	66-65	VK-115A Std Only 1 groove; Square cut key groove; Carton pack 24		
32	Keeper	66-65	VK-115 Std Only 1 groove; Square cut key groove; Carton pack 32		
32	Keeper	66-65	VK-115R Std Only 1 groove; Square cut key groove; Hardened		
32	Keeper, Bulk	66-65	VK-115B Std Only 1 groove; Square cut key groove; Carton of 1000		
16	Spring Insert	66-65	259-301A Std Only VINTAGE; .060"; Carton of 100		
BLOCK	QTY	RINGS	YEARS	PART NO.	DESCRIPTION
	1	Premium Set	66-65	E-232K Std-30-40-60 VINTAGE; 2-5/64, 1-3/16; Premium Moly	
	1	Standard Set	66-65	E-232X 30 30-40-60 VINTAGE; 2-5/64, 1-3/16; Iron	
	QTY	ENGINE BEARINGS	YEARS	PART NO.	DESCRIPTION
	1	Main Set	66-65	151M Std-10 Performance; 3/4 grooved	
	1	Main Set	66-65	4221M Std-10-20-30 VINTAGE; Overplated copper-lead alloy	
	1	Rod Set	66-65	8-7050CH Std-10-20 Performance	
	1	Rod Set	66-65	8-1555CPA Std-10-20-30-40 VINTAGE	
	8	Rod Pair	66-65	1555CPA Std-10-20-30-40 VINTAGE	
	1	Cam Set	66-65	1220M Std Only	
QTY	OIL PUMP	YEARS	PART NO.	DESCRIPTION	
1	Oil Pump	66-65	224-43364S	High Pressure; 3/4" inlet tube; Incl. screen	
1	Inter. Shaft	66-65	224-61236		
1	Screen Assy.	66-65	224-11236	3/4" inlet tube	

(continued on next page)

GM Car (Incl. Buick, Cad., Chev., Olds., Pontiac)

632 421 6.9L (6900cc) OHV V8 (16 Valve) (Pontiac), 4.0938" Bore (GMC Eng.), 3-2 Bbl. "Eng. Code YJ" 1966-1965
(cont.)

BLOCK	QTY	GASKETS	YEARS	PART NO.	DESCRIPTION	BLOCK
	1	Kit Gasket Set	66-65	260-1025	VINTAGE; Push rod cover gskt. not incl.	
	QTY	FREEZE PLUGS	YEARS	PART NO.	DESCRIPTION	
	1	Brass Block Plug Kit	66-65	381-8021	VINTAGE	
	1	Steel Block Plug Kit	66-65	381-4028		
	1	Brass Deep Cup Freeze Plug	66-65	381-9010	0.938" Diameter	
	1	Brass Deep Cup Freeze Plug	66-65	381-9026	1.953" Diameter	
	1	Steel Deep Cup Freeze Plug	66-65	381-3039	0.938" Diameter	
	1	Steel Deep Cup Freeze Plug	66-65	381-3042	1.953" Diameter	
	1	Steel Deep Cup Freeze Plug	66-65	381-3112	2.063" Diameter	

633 421 6.9L (6900cc) OHV V8 (16 Valve) (Pontiac), 4.0938" Bore (GMC Eng.), 3-2 Bbl. "Eng. Code YK" 1966-1965

VALVE TRAIN	QTY	TIMING	YEARS	PART NO.	DESCRIPTION	VALVE TRAIN
	1	3 Piece Set	66-65	KT3-350S	VINTAGE; 223-305, 223-371 not sold separately; (1) 222-350; (1) 223-305; (1) 223-371	
	QTY	CAMSHAFT/LIFTER	YEARS	PART NO.	DESCRIPTION	
	16	Lifter	66-65	HT-951 Std Only	Hyd.	
	16	Lifter, Bulk	66-65	HT-951B Std Only	Hyd.; Carton of 128	
	QTY	PUSH ROD	YEARS	PART NO.	DESCRIPTION	
	16	Push Rod	66-65	RP-3164 Std-35-60	8.6930" O.A.L.	
	16	Push Rod	66-65	RP-3213R Std Only	Chrome-Moly; 8.6900" O.A.L.	
	QTY	VALVE	YEARS	PART NO.	DESCRIPTION	
	8	Exhaust	66-65	V-1813 Std Only	VINTAGE; Chrome plated stem; 1.6400" Head Dia., 0.3410" Stem Dia., 4.8760" O.A.L.	
	8	Intake	66-65	V-1743 Std Only	VINTAGE; 1.9190" Head Dia., 0.3407" Stem Dia., 4.8940" O.A.L.	
	QTY	VALVE SEAL	YEARS	PART NO.	DESCRIPTION	
	16	Valve Stem Seal	66-65	ST-2092 Std Only	Positive type, Metal Clad; (RBB) Rubber	
	16	Valve Stem Seal	66-65	ST-2003 Std Only	Positive type; Installation requires valve guide machining; (RBB) Rubber	
	16	Valve Stem Seal Bulk	66-65	ST-2003BC Std Only	Positive type; Installation requires valve guide machining; Carton of 100; (RBB) Rubber	
	QTY	VALVE SEAT	YEARS	PART NO.	DESCRIPTION	
	8	Seat	66-65	245-1750-2 Std Only	Loc. Exh.; 1.7550" OD, 1.5000" ID, 0.2160" Depth	
	8	Seat	66-65	245-1750-2N Std Only	Loc. Exh.; Premium Material; 1.7550" OD, 1.5000" ID, 0.2160" Depth	
	8	Seat	66-65	245-2000-1 Std Only	Loc. Int.; 2.0055" OD, 1.7500" ID, 0.2160" Depth	
	QTY	VALVE, MISC	YEARS	PART NO.	DESCRIPTION	
	32	Keeper	66-65	VK-115A Std Only	1 groove; Square cut key groove; Carton pack 24	
	32	Keeper	66-65	VK-115 Std Only	1 groove; Square cut key groove; Carton pack 32	
	32	Keeper	66-65	VK-115R Std Only	1 groove; Square cut key groove; Hardened	
	32	Keeper, Bulk	66-65	VK-115B Std Only	1 groove; Square cut key groove; Carton of 1000	
	16	Spring Insert	66-65	259-301A Std Only	VINTAGE; .060"; Carton of 100	
	QTY	RINGS	YEARS	PART NO.	DESCRIPTION	
	1	Premium Set	66-65	E-232K Std-30-40-60	VINTAGE; 2-5/64, 1-3/16; Premium Moly	
	1	Standard Set	66-65	E-232X 30 30-40-60	VINTAGE; 2-5/64, 1-3/16; Iron	
	QTY	ENGINE BEARINGS	YEARS	PART NO.	DESCRIPTION	
	1	Main Set	66-65	151M Std-10	Performance; 3/4 grooved	
	1	Main Set	66-65	4221M Std-10-20-30	VINTAGE; Overplated copper-lead alloy	
	1	Rod Set	66-65	8-7050CH Std-10-20	Performance	
	1	Rod Set	66-65	8-1555CPA Std-10-20-30-40	VINTAGE	
	8	Rod Pair	66-65	1555CPA Std-10-20-30-40	VINTAGE	
	1	Cam Set	66-65	1220M Std Only		
	QTY	OIL PUMP	YEARS	PART NO.	DESCRIPTION	
	1	Oil Pump	66-65	224-43364S	High Pressure; 3/4" inlet tube; Incl. screen	
	1	Inter. Shaft	66-65	224-61236		
	1	Screen Assy.	66-65	224-11236	3/4" inlet tube	
	QTY	GASKETS	YEARS	PART NO.	DESCRIPTION	
	1	Kit Gasket Set	66-65	260-1025	VINTAGE; Push rod cover gskt. not incl.	
	QTY	FREEZE PLUGS	YEARS	PART NO.	DESCRIPTION	
	1	Brass Block Plug Kit	66-65	381-8021	VINTAGE	
	1	Steel Block Plug Kit	66-65	381-4028		
	1	Brass Deep Cup Freeze Plug	66-65	381-9010	0.938" Diameter	
	1	Brass Deep Cup Freeze Plug	66-65	381-9026	1.953" Diameter	
	1	Steel Deep Cup Freeze Plug	66-65	381-3039	0.938" Diameter	
	1	Steel Deep Cup Freeze Plug	66-65	381-3042	1.953" Diameter	
	1	Steel Deep Cup Freeze Plug	66-65	381-3112	2.063" Diameter	

GM Car (Incl. Buick, Cad., Chev., Olds., Pontiac)

421 6.9L (6900cc) OHV V8 (16 Valve) (Pontiac), 4.0938" Bore (GMC Eng.), 4 Bbl. "Eng. Code YT" 1966 634

QTY	TIMING	YEARS	PART NO.	DESCRIPTION
1	3 Piece Set	66	KT3-350S	VINTAGE; 223-305, 223-371 not sold separately; (1) 222-350; (1) 223-305; (1) 223-371
1	CAMSHAFT/LIFTER Camshaft	66	CS-641	DESCRIPTION VINTAGE; Hydraulic, (050) Duration at .050 Lobe Lift, 208 Exh., 198 Int., 111 Degrees Lobe Separation
1	Prelube		55-403 Std Only	1.5 oz. packet
1	Prelube		55-400 Std Only	4 oz. bottle; 1.5 oz. packet No. 55-403 also avail.
16	Lifter	66	HT-951 Std Only	Hyd.
16	Lifter, Bulk	66	HT-951B Std Only	Hyd.; Carton of 128
16	PUSH ROD Push Rod	66	RP-3164 Std-35-60	DESCRIPTION 8.6930" O.A.L.
16	Push Rod	66	RP-3213R Std Only	Chrome-Moly; 8.6900" O.A.L.
16	ROCKER PARTS Arm Assy.	66	R-848 Std Only	DESCRIPTION VINTAGE; Incl. arm & ball
16	Arm	66	R-848A Std Only	
8	VALVE Exhaust	66	V-1813 Std Only	DESCRIPTION VINTAGE; Chrome plated stem; 1.6400" Head Dia., 0.3410" Stem Dia., 4.8760" O.A.L.
8	Intake	66	V-1743 Std Only	VINTAGE; 1.9190" Head Dia., 0.3407" Stem Dia., 4.8940" O.A.L.
16	VALVE SPRING Spring	66	VS-651 Std Only	DESCRIPTION VINTAGE; Loc. Inner; 1.7600" Free Height
16	Spring	66	VS-665 Std Only	VINTAGE; Loc. Outer; 1.9400" Free Height
12	VALVE SEAL Valve Stem Seal	66	MV-1233C Std Only	DESCRIPTION O-Ring; (RBB) Rubber
16	Valve Stem Seal	66	ST-2092 Std Only	Positive type, Metal Clad; (RBB) Rubber
16	Valve Stem Seal	66	ST-2003 Std Only	Positive type; Installation requires valve guide machining; (RBB) Rubber
12	Valve Stem Seal Bulk	66	MV-1233 Std Only	O-Ring; Carton of 100; (RBB) Rubber
16	Valve Stem Seal Bulk	66	ST-2003BC Std Only	Positive type; Installation requires valve guide machining; Carton of 100; (RBB) Rubber
8	VALVE SEAT Seat	66	245-1750-2 Std Only	DESCRIPTION Loc. Exh.; 1.7550" OD, 1.5000" ID, 0.2160" Depth
8	Seat	66	245-1750-2N Std Only	Loc. Exh.; Premium Material; 1.7550" OD, 1.5000" ID, 0.2160" Depth
8	Seat	66	245-2000-1 Std Only	Loc. Int.; 2.0055" OD, 1.7500" ID, 0.2160" Depth
32	VALVE, MISC Keeper	66	VK-115A Std Only	DESCRIPTION 1 groove; Square cut key groove; Carton pack 24
32	Keeper	66	VK-115 Std Only	1 groove; Square cut key groove; Carton pack 32
32	Keeper	66	VK-115R Std Only	1 groove; Square cut key groove; Hardened
32	Keeper, Bulk	66	VK-115B Std Only	1 groove; Square cut key groove; Carton of 1000
16	Spring Insert	66	259-301A Std Only	VINTAGE; .060"; Carton of 100
1	RINGS Premium Set	66	E-232K Std-30-40-60	DESCRIPTION VINTAGE; 2-5/64, 1-3/16; Premium Moly
1	Standard Set	66	E-232X 30 30-40-60	VINTAGE; 2-5/64, 1-3/16; Iron
1	ENGINE BEARINGS Main Set	66	151M Std-10	DESCRIPTION Performance; 3/4 grooved
1	Main Set	66	4221M Std-10-20-30	VINTAGE; Overplated copper-lead alloy
1	Rod Set	66	8-7050CH Std-10-20	Performance
1	Rod Set	66	8-1555CPA Std-10-20-30-40	VINTAGE
8	Rod Pair	66	1555CPA Std-10-20-30-40	VINTAGE
1	Cam Set	66	1220M Std Only	
1	OIL PUMP Oil Pump	66	224-43364S	DESCRIPTION High Pressure; 3/4" inlet tube; Incl. screen
1	Inter. Shaft	66	224-61236	
1	Screen Assy.	66	224-11236	3/4" inlet tube
1	GASKETS Kit Gasket Set	66	260-1025	DESCRIPTION VINTAGE; Push rod cover gskt. not incl.
1	FREEZE PLUGS Brass Block Plug Kit	66	381-8021	DESCRIPTION VINTAGE
1	Steel Block Plug Kit	66	381-4028	
1	Brass Deep Cup Freeze Plug	66	381-9010	0.938" Diameter
1	Brass Deep Cup Freeze Plug	66	381-9026	1.953" Diameter
1	Steel Deep Cup Freeze Plug	66	381-3039	0.938" Diameter
1	Steel Deep Cup Freeze Plug	66	381-3042	1.953" Diameter
1	Steel Deep Cup Freeze Plug	66	381-3112	2.063" Diameter

VALVE TRAIN

BLOCK

GM Car (Incl. Buick, Cad., Chev., Olds., Pontiac)

635 421 6.9L (6900cc) OHV V8 (16 Valve) (Pontiac), 4.0938" Bore (GMC Eng.), 2-4 Bbl. 1962-1961

QTY	ENGINE BEARINGS	YEARS	PART NO.	DESCRIPTION
1	Main Set	62-61	151M Std-10	Performance; 3/4 grooved
1	Main Set	62-61	4221M Std-10-20-30	VINTAGE; Overplated copper-lead alloy
1	Rod Set	62-61	8-7050CH Std-10-20	Performance
1	Rod Set	62-61	8-1555CPA Std-10-20-30-40	VINTAGE
8	Rod Pair	62-61	1555CPA Std-10-20-30-40	VINTAGE
1	Cam Set	62-61	1146M Std Only	VINTAGE

636 425 7.0L (6964cc) OHV V8 (16 Valve) (Cadillac), 4.082" Bore (GMC Eng.), 4 Bbl. "VIN S" 1979-1977

QTY	TIMING	YEARS	PART NO.	DESCRIPTION
1	3 Piece Set	79-77	KT3-498SA1	(1) 222-498; (1) 223-404; (1) 223-405
1	Timing Chain	79-77	222-498	48 Links
1	Cam Sprocket	79-77	223-404	36 Teeth
VALVE TRAIN	CAMSHAFT/LIFTER	YEARS	PART NO.	DESCRIPTION
16	Lifter	79-77	HT-969 Std Only	Hyd.; w/.440" wide oil groove
16	Lifter, Bulk	79-77	HT-969B Std Only	Hyd.; Carton of 128
16	PUSH ROD	YEARS	PART NO.	DESCRIPTION
16	Push Rod	79-77	RP-3178 Std Only	10.1980" O.A.L.
16	VALVE SPRING	YEARS	PART NO.	DESCRIPTION
16	Spring	79-77	VS-485 Std Only	2.2500" Free Height
16	VALVE SEAL	YEARS	PART NO.	DESCRIPTION
16	Valve Stem Seal	79-77	ST-2092 Std Only	Positive type, Metal Clad; (RBB) Rubber
16	Valve Stem Seal	79-77	ST-2003 Std Only	Positive type; Installation requires valve guide machining; (RBB) Rubber
16	Valve Stem Seal Bulk	79-77	ST-2003BC Std Only	Positive type; Installation requires valve guide machining; Carton of 100; (RBB) Rubber
8	VALVE SEAT	YEARS	PART NO.	DESCRIPTION
8	Seat	79-77	245-1750-2 Std Only	Loc. Exh.; 1.7550" OD, 1.5000" ID, 0.2160" Depth
8	Seat	79-77	245-1750-2N Std Only	Loc. Exh.; Premium Material; 1.7550" OD, 1.5000" ID, 0.2160" Depth
8	Seat	79-77	245-2125-2 Std Only	Loc. Int.; 2.1305" OD, 1.8750" ID, 0.2480" Depth
32	VALVE, MISC	YEARS	PART NO.	DESCRIPTION
32	Keeper	79-77	VK-115A Std Only	1 groove; Square cut key groove; Carton pack 24
32	Keeper	79-77	VK-115 Std Only	1 groove; Square cut key groove; Carton pack 32
32	Keeper	79-77	VK-115R Std Only	1 groove; Square cut key groove; Hardened
32	Keeper, Bulk	79-77	VK-115B Std Only	1 groove; Square cut key groove; Carton of 1000
16	Spring Insert	79-77	259-303C Std Only	.015"; ID .703"; Carton of 100
16	Spring Insert	79-77	259-303B Std Only	.030"; ID .703"; Carton of 100
16	Spring Insert	79-77	259-303A Std Only	.060"; ID .703"; Carton of 100
16	Spring Insert	79-77	259-303ARS Std Only	.060"; ID .703"; Carton of 500
8	PISTON	YEARS	PART NO.	DESCRIPTION
8	Cast Piston	79-77	473P 30 30-40-60	VINTAGE; Cast; .9996" Pin Dia.; 2 Rings 5/64 Groove, 1 Ring 3/16 Groove, 2.005 CD, Flat Head - 8.2:1 C.R.
8	Cast Piston - Individual	79-77	W473P 30 30-40-60	VINTAGE; Cast; .9996" Pin Dia.; 2 Rings 5/64 Groove, 1 Ring 3/16 Groove, 2.005 CD, Flat Head - 8.2:1 C.R.
BLOCK	ENGINE BEARINGS	YEARS	PART NO.	DESCRIPTION
1	Main Set	79-77	4906MA Std-10-20-30	A-Series aluminum bearings
1	Rod Set	79-77	8-3345P Std-10-20-30-40	
8	Rod Pair	79-77	3345P Std-1-10-20-30-40	
1	Cam Set	79-77	1216M Std Only	
BLOCK	OIL PUMP	YEARS	PART NO.	DESCRIPTION
1	Pump Repair Kit	79-77	224-5128	
BLOCK	FREEZE PLUGS	YEARS	PART NO.	DESCRIPTION
1	Brass Block Plug Kit	79-77	381-8004	
1	Brass Deep Cup Freeze Plug	79-77	381-9031	1.750" Diameter
1	Steel Deep Cup Freeze Plug	79-77	381-3054	19/32" Diameter
1	Steel Shallow Cup Freeze Plug	79-77	381-2066	2.000" Diameter

637 425 7.0L (6964cc) OHV V8 (16 Valve) (Cadillac), 4.082" Bore (GMC Eng.), MFI "VIN T" 1979-1977

QTY	TIMING	YEARS	PART NO.	DESCRIPTION
1	3 Piece Set	79-77	KT3-498SA1	(1) 222-498; (1) 223-404; (1) 223-405
1	Timing Chain	79-77	222-498	48 Links
1	Cam Sprocket	79-77	223-404	36 Teeth
VALVE TRAIN	CAMSHAFT/LIFTER	YEARS	PART NO.	DESCRIPTION
16	Lifter	79-77	HT-969 Std Only	Hyd.; w/.440" wide oil groove
16	Lifter, Bulk	79-77	HT-969B Std Only	Hyd.; Carton of 128
VALVE TRAIN	PUSH ROD	YEARS	PART NO.	DESCRIPTION
16	Push Rod	79-77	RP-3178 Std Only	10.1980" O.A.L.

(continued on next page)

GM Car (Incl. Buick, Cad., Chev., Olds., Pontiac)

425 7.0L (6964cc) OHV V8 (16 Valve) (Cadillac), 4.082" Bore (GMC Eng.), MFI "VIN T" 1979-1977 637
(cont.)

	QTY	VALVE SPRING	YEARS	PART NO.	DESCRIPTION
VALVE TRAIN	16	Spring	79-77	VS-485 Std Only	2.2500" Free Height
	16	Valve Stem Seal	79-77	ST-2092 Std Only	Positive type, Metal Clad; (RBB) Rubber
	16	Valve Stem Seal	79-77	ST-2003 Std Only	Positive type; Installation requires valve guide machining; (RBB) Rubber
	16	Valve Stem Seal Bulk	79-77	ST-2003BC Std Only	Positive type; Installation requires valve guide machining; Carton of 100; (RBB) Rubber
	8	Valve Seat	79-77	245-1750-2 Std Only	Loc. Exh.; 1.7550" OD, 1.5000" ID, 0.2160" Depth
	8	Seat	79-77	245-1750-2N Std Only	Loc. Exh.; Premium Material; 1.7550" OD, 1.5000" ID, 0.2160" Depth
	8	Seat	79-77	245-2125-2 Std Only	Loc. Int.; 2.1305" OD, 1.8750" ID, 0.2480" Depth
	32	Valve, MISC Keeper	79-77	VK-115A Std Only	1 groove; Square cut key groove; Carton pack 24
	32	Keeper	79-77	VK-115 Std Only	1 groove; Square cut key groove; Carton pack 32
	32	Keeper	79-77	VK-115R Std Only	1 groove; Square cut key groove; Hardened
32	Keeper, Bulk	79-77	VK-115B Std Only	1 groove; Square cut key groove; Carton of 1000	
16	Spring Insert	79-77	259-303C Std Only	.015"; ID .703"; Carton of 100	
16	Spring Insert	79-77	259-303B Std Only	.030"; ID .703"; Carton of 100	
16	Spring Insert	79-77	259-303A Std Only	.060"; ID .703"; Carton of 100	
16	Spring Insert	79-77	259-303ARS Std Only	.060"; ID .703"; Carton of 500	
BLOCK	8	PISTON Cast Piston	79-77	473P 30 30-40-60	VINTAGE; Cast; .9996" Pin Dia.; 2 Rings 5/64 Groove, 1 Ring 3/16 Groove, 2.005 CD, Flat Head - 8.2:1 C.R.
	8	Cast Piston - Individual	79-77	W473P 30 30-40-60	VINTAGE; Cast; .9996" Pin Dia.; 2 Rings 5/64 Groove, 1 Ring 3/16 Groove, 2.005 CD, Flat Head - 8.2:1 C.R.
	1	ENGINE BEARINGS Main Set	79-77	4906MA Std-10-20-30	A-Series aluminum bearings
	1	Rod Set	79-77	8-3345P Std-10-20-30-40	
	8	Rod Pair	79-77	3345P Std-1-10-20-30-40	
	1	Cam Set	79-77	1216M Std Only	
	1	OIL PUMP Pump Repair Kit	79-77	224-5128	
	1	FREEZE PLUGS Brass Block Plug Kit	79-77	381-8004	
	1	Brass Deep Cup Freeze Plug	79-77	381-9031	1.750" Diameter
	1	Steel Deep Cup Freeze Plug	79-77	381-3054	19/32" Diameter
1	Steel Shallow Cup Freeze Plug	79-77	381-2066	2.000" Diameter	

425 7.0L (6966cc) OHV V8 (16 Valve) (Oldsmobile), 4.125" Bore (GMC Eng.), 2 Bbl. "Eng. Code M" 1966-1965 638

VALVE TRAIN	1	TIMING 3 Piece Set	66-65	KT3-494SA5	VINTAGE; (1) 222-494; (1) 223-360; (1) 223-361
	1	Timing Chain	66-65	222-494	48 Links
	16	CAMSHAFT/LIFTER Lifter	66-65	HT-951 Std Only	Hyd.
	16	Lifter, Bulk	66-65	HT-951B Std Only	Hyd.; Carton of 128
	16	PUSH ROD Push Rod	66-65	RP-3112 Std Only	VINTAGE; 9.4210" O.A.L.
	16	Push Rod	66-65	RP-3171 Std Only	VINTAGE; 9.5940" O.A.L.
	8	ROCKER PARTS Arm Assy.	66-65	R-856 Std Only	VINTAGE; Incl. 2-arms & 1-pivot assy.
	8	Arm Assy., Bulk	66-65	R-856B Std Only	VINTAGE; Incl. 2-arms & 1-pivot assy.; Carton of 64
	8	Arm	66-65	R-856A Std Only	VINTAGE
	8	Bridge	66-65	MR-1840 Std Only	
8	Pivot	66-65	MR-1903 Std Only		
8	VALVE Intake	66	V-1775 Std Only	VINTAGE; 1.9920" Head Dia., 0.3430" Stem Dia., 4.7090" O.A.L.	
8	Intake	66	V-2304 Std Only	VINTAGE; Stock replacement; 1.9950" Head Dia., 0.3430" Stem Dia., 4.6670" O.A.L.	
16	VALVE GUIDE Guide	66-65	VG-5038 Std Only	0.3430" ID, 2.1200" O.A.L.	
16	Guide, Bulk	66-65	VG-5038B Std Only	Carton of 50; 0.3430" ID, 2.1200" O.A.L.	
16	VALVE SPRING Spring	66-65	VS-1618R Std Only	Incl. damper; 1.9940" Free Height	

(continued on next page)

GM Car (Incl. Buick, Cad., Chev., Olds., Pontiac)

638 425 7.0L (6966cc) OHV V8 (16 Valve) (Oldsmobile), 4.125" Bore (GMC Eng.), 2 Bbl. "Eng. Code M" 1966-1965
(cont.)

	QTY	VALVE SEAL	YEARS	PART NO.	DESCRIPTION
VALVE TRAIN	8	Valve Stem Seal	66-65	ST-2001 Std Only	Loc. Exh.; Positive type; Installation requires valve guide machining; (RBBTF) Rubber/PTFE
	8	Valve Stem Seal	66-65	ST-2001 Std Only	Loc. Int.; Positive type; Installation requires valve guide machining; (RBBTF) Rubber/PTFE
	8	Valve Stem Seal Bulk	66-65	ST-2001BC Std Only	Loc. Exh.; Positive type; Installation requires valve guide machining; Carton of 100; (RBBTF) Rubber/PTFE
	8	Valve Stem Seal Bulk	66-65	ST-2001BC Std Only	Loc. Int.; Positive type; Installation requires valve guide machining; Carton of 100; (RBBTF) Rubber/PTFE
	8	Seat	66-65	245-1750-2 Std Only	Loc. Exh.; 1.7550" OD, 1.5000" ID, 0.2160" Depth
	8	Seat	66-65	245-1750-2N Std Only	Loc. Exh.; Premium Material; 1.7550" OD, 1.5000" ID, 0.2160" Depth
	8	Seat	66-65	245-2125-2 Std Only	Loc. Int.; 2.1305" OD, 1.8750" ID, 0.2480" Depth
	32	Keeper	66-65	VK-115A Std Only	1 groove; Square cut key groove; Carton pack 24
32	Keeper	66-65	VK-115 Std Only	1 groove; Square cut key groove; Carton pack 32	
32	Keeper	66-65	VK-115R Std Only	1 groove; Square cut key groove; Hardened	
32	Keeper, Bulk	66-65	VK-115B Std Only	1 groove; Square cut key groove; Carton of 1000	
16	Spring Insert	66-65	259-303C Std Only	.015"; ID .703"; Carton of 100	
16	Spring Insert	66-65	259-303B Std Only	.030"; ID .703"; Carton of 100	
16	Spring Insert	66-65	259-303A Std Only	.060"; ID .703"; Carton of 100	
16	Spring Insert	66-65	259-303ARS Std Only	.060"; ID .703"; Carton of 500	
BLOCK	1	Premium Set	66-65	E-243K Std-20-30-40-60	VINTAGE; 2-5/64, 1-3/16; Premium Moly
	1	Standard Set	66-65	E-243X Std-20-30-40-60	VINTAGE; 2-5/64, 1-3/16; Iron
	1	Main Set	66-65	4294M Std-10-20-30	
	1	Main Set	66-65	108M Std-10-20	Performance; Half grooved
	1	Rod Set	66-65	8-3345P Std-10-20-30-40	
	1	Rod Set	66-65	8-7040CH Std-10	Performance
	8	Rod Pair	66-65	3345P Std-1-10-20-30-40	
	1	Cam Set	66-65	1234M Std Only	VINTAGE; Babbitt material; Full round design
	1	Oil Pump	66-65	224-41203	
	1	Oil Pump	66-65	224-41203V	High Volume, check pan for clearance; Use w/224-11203V screen
	1	Inter. Shaft	66-65	224-61203	
	1	Screen Assy.	66-65	224-11203	5/8" inlet tube
	1	Screen Assy.	66-65	224-11203V	Bolt-on 3/4" tube; Use w/224-41203V pump
	1	Screen Assy.	66-65	224-12203	Press-in tube
	1	Kit Gasket Set	66-65	260-1008	VINTAGE; Int. manifold gskt. not incl.; Premium valve stem seals incl.
	1	Valley Pan Gasket Set	66-65	260-4021	VINTAGE
	1	Brass Block Plug Kit	66-65	381-8020	
	1	Steel Block Plug Kit	66-65	381-4020	
	1	Brass Deep Cup Freeze Plug	66-65	381-9002	1.500" Diameter, 0.375" Height
	1	Steel Deep Cup Freeze Plug	66-65	381-3077	0.906" Diameter
	1	Steel Deep Cup Freeze Plug	66-65	381-3133	1.500" Diameter, 0.375" Height
	1	Steel Deep Cup Freeze Plug	66-65	381-3054	19/32" Diameter
1	Steel Deep Cup Freeze Plug	66-65	381-3131	2.094" Diameter	

639 425 7.0L (6966cc) OHV V8 (16 Valve) (Oldsmobile), 4.125" Bore (GMC Eng.), 2 Bbl. "Eng. Code ME" 1966-1965

BLOCK	1	3 Piece Set	66-65	KT3-494SA5	VINTAGE; (1) 222-494; (1) 223-360; (1) 223-361
	1	Timing Chain	66-65	222-494	48 Links
BLOCK	16	Lifter	66-65	HT-951 Std Only	Hyd.
	16	Lifter, Bulk	66-65	HT-951B Std Only	Hyd.; Carton of 128
BLOCK	16	Push Rod	66-65	RP-3112 Std Only	VINTAGE; 9.4210" O.A.L.
	16	Push Rod	66-65	RP-3171 Std Only	VINTAGE; 9.5940" O.A.L.
BLOCK	8	Arm Assy.	66-65	R-856 Std Only	VINTAGE; Incl. 2-arms & 1-pivot assy.
	8	Arm Assy., Bulk	66-65	R-856B Std Only	VINTAGE; Incl. 2-arms & 1-pivot assy.; Carton of 64
	8	Arm	66-65	R-856A Std Only	VINTAGE

(continued on next page)

GM Car (Incl. Buick, Cad., Chev., Olds., Pontiac)

**425 7.0L (6966cc) OHV V8 (16 Valve) (Oldsmobile), 4.125" Bore (GMC Eng.), 2 Bbl. "Eng. Code ME" 639
1966-1965 (cont.)**

QTY	ROCKER PARTS (cont.)	YEARS	PART NO.	DESCRIPTION
8	Bridge	66-65	MR-1840 Std Only	
8	Pivot	66-65	MR-1903 Std Only	
QTY	VALVE	YEARS	PART NO.	DESCRIPTION
8	Intake	66	V-1775 Std Only	VINTAGE; 1.9920" Head Dia., 0.3430" Stem Dia., 4.7090" O.A.L.
8	Intake	66	V-2304 Std Only	VINTAGE; Stock replacement; 1.9950" Head Dia., 0.3430" Stem Dia., 4.6670" O.A.L.
QTY	VALVE GUIDE	YEARS	PART NO.	DESCRIPTION
16	Guide	66-65	VG-5038 Std Only	0.3430" ID, 2.1200" O.A.L
16	Guide, Bulk	66-65	VG-5038B Std Only	Carton of 50; 0.3430" ID, 2.1200" O.A.L
QTY	VALVE SPRING	YEARS	PART NO.	DESCRIPTION
16	Spring	66-65	VS-1618R Std Only	Incl. damper; 1.9940" Free Height
QTY	VALVE SEAL	YEARS	PART NO.	DESCRIPTION
8	Valve Stem Seal	66-65	ST-2001 Std Only	Loc. Exh.; Positive type; Installation requires valve guide machining; (RBBTF) Rubber/PTFE
8	Valve Stem Seal	66-65	ST-2001 Std Only	Loc. Int.; Positive type; Installation requires valve guide machining; (RBBTF) Rubber/PTFE
8	Valve Stem Seal Bulk	66-65	ST-2001BC Std Only	Loc. Exh.; Positive type; Installation requires valve guide machining; Carton of 100; (RBBTF) Rubber/PTFE
8	Valve Stem Seal Bulk	66-65	ST-2001BC Std Only	Loc. Int.; Positive type; Installation requires valve guide machining; Carton of 100; (RBBTF) Rubber/PTFE
QTY	VALVE SEAT	YEARS	PART NO.	DESCRIPTION
8	Seat	66-65	245-1750-2 Std Only	Loc. Exh.; 1.7550" OD, 1.5000" ID, 0.2160" Depth
8	Seat	66-65	245-1750-2N Std Only	Loc. Exh.; Premium Material; 1.7550" OD, 1.5000" ID, 0.2160" Depth
8	Seat	66-65	245-2125-2 Std Only	Loc. Int.; 2.1305" OD, 1.8750" ID, 0.2480" Depth
QTY	VALVE, MISC	YEARS	PART NO.	DESCRIPTION
32	Keeper	66-65	VK-115A Std Only	1 groove; Square cut key groove; Carton pack 24
32	Keeper	66-65	VK-115 Std Only	1 groove; Square cut key groove; Carton pack 32
32	Keeper	66-65	VK-115R Std Only	1 groove; Square cut key groove; Hardened
32	Keeper, Bulk	66-65	VK-115B Std Only	1 groove; Square cut key groove; Carton of 1000
16	Spring Insert	66-65	259-303C Std Only	.015"; ID .703"; Carton of 100
16	Spring Insert	66-65	259-303B Std Only	.030"; ID .703"; Carton of 100
16	Spring Insert	66-65	259-303A Std Only	.060"; ID .703"; Carton of 100
16	Spring Insert	66-65	259-303ARS Std Only	.060"; ID .703"; Carton of 500
QTY	RINGS	YEARS	PART NO.	DESCRIPTION
1	Premium Set	66-65	E-243K Std-20-30-40-60	VINTAGE; 2-5/64, 1-3/16; Premium Moly
1	Standard Set	66-65	E-243X Std-20-30-40-60	VINTAGE; 2-5/64, 1-3/16; Iron
QTY	ENGINE BEARINGS	YEARS	PART NO.	DESCRIPTION
1	Main Set	66-65	4294M Std-10-20-30	
1	Main Set	66-65	108M Std-10-20	Performance; Half grooved
1	Rod Set	66-65	8-3345P Std-10-20-30-40	
1	Rod Set	66-65	8-7040CH Std-10	Performance
8	Rod Pair	66-65	3345P Std-1-10-20-30-40	
1	Cam Set	66-65	1234M Std Only	VINTAGE; Babbitt material; Full round design
QTY	OIL PUMP	YEARS	PART NO.	DESCRIPTION
1	Oil Pump	66-65	224-41203	
1	Oil Pump	66-65	224-41203V	High Volume, check pan for clearance; Use w/224-11203V screen
1	Inter. Shaft	66-65	224-61203	
1	Screen Assy.	66-65	224-11203	5/8" inlet tube
1	Screen Assy.	66-65	224-11203V	Bolt-on 3/4" tube; Use w/224-41203V pump
1	Screen Assy.	66-65	224-12203	Press-in tube
QTY	GASKETS	YEARS	PART NO.	DESCRIPTION
1	Kit Gasket Set	66-65	260-1008	VINTAGE; Int. manifold gskt. not incl.; Premium valve stem seals incl.
1	Valley Pan Gasket Set	66-65	260-4021	VINTAGE
QTY	FREEZE PLUGS	YEARS	PART NO.	DESCRIPTION
1	Brass Block Plug Kit	66-65	381-8020	
1	Steel Block Plug Kit	66-65	381-4020	
1	Brass Deep Cup Freeze Plug	66-65	381-9002	1.500" Diameter, 0.375" Height
1	Steel Deep Cup Freeze Plug	66-65	381-3077	0.906" Diameter
1	Steel Deep Cup Freeze Plug	66-65	381-3133	1.500" Diameter, 0.375" Height
1	Steel Deep Cup Freeze Plug	66-65	381-3054	19/32" Diameter
1	Steel Deep Cup Freeze Plug	66-65	381-3131	2.094" Diameter

VALVE TRAIN

BLOCK

GM Car (Incl. Buick, Cad., Chev., Olds., Pontiac)

640 425 7.0L (6966cc) OHV V8 (16 Valve) (Oldsmobile), 4.125" Bore (GMC Eng.), 2 Bbl. "Eng. Code ML" 1966-1965

QTY	TIMING	YEARS	PART NO.	DESCRIPTION
1	3 Piece Set	66-65	KT3-494SA5	VINTAGE; (1) 222-494; (1) 223-360; (1) 223-361
1	Timing Chain	66-65	222-494	48 Links
QTY	CAMSHAFT/LIFTER	YEARS	PART NO.	DESCRIPTION
16	Lifter	66-65	HT-951 Std Only	Hyd.
16	Lifter, Bulk	66-65	HT-951B Std Only	Hyd.; Carton of 128
QTY	PUSH ROD	YEARS	PART NO.	DESCRIPTION
16	Push Rod	66-65	RP-3112 Std Only	VINTAGE; 9.4210" O.A.L.
16	Push Rod	66-65	RP-3171 Std Only	VINTAGE; 9.5940" O.A.L.
QTY	ROCKER PARTS	YEARS	PART NO.	DESCRIPTION
8	Arm Assy.	66-65	R-856 Std Only	VINTAGE; Incl. 2-arms & 1-pivot assy.
8	Arm Assy., Bulk	66-65	R-856B Std Only	VINTAGE; Incl. 2-arms & 1-pivot assy.; Carton of 64
8	Arm	66-65	R-856A Std Only	VINTAGE
8	Bridge	66-65	MR-1840 Std Only	
8	Pivot	66-65	MR-1903 Std Only	
QTY	VALVE	YEARS	PART NO.	DESCRIPTION
8	Intake	66	V-1775 Std Only	VINTAGE; 1.9920" Head Dia., 0.3430" Stem Dia., 4.7090" O.A.L.
8	Intake	66	V-2304 Std Only	VINTAGE; Stock replacement; 1.9950" Head Dia., 0.3430" Stem Dia., 4.6670" O.A.L.
QTY	VALVE GUIDE	YEARS	PART NO.	DESCRIPTION
16	Guide	66-65	VG-5038 Std Only	0.3430" ID, 2.1200" O.A.L
16	Guide, Bulk	66-65	VG-5038B Std Only	Carton of 50; 0.3430" ID, 2.1200" O.A.L
QTY	VALVE SPRING	YEARS	PART NO.	DESCRIPTION
16	Spring	66-65	VS-1618R Std Only	Incl. damper; 1.9940" Free Height
QTY	VALVE SEAL	YEARS	PART NO.	DESCRIPTION
8	Valve Stem Seal	66-65	ST-2001 Std Only	Loc. Exh.; Positive type; Installation requires valve guide machining; (RBBTF) Rubber/PTFE
8	Valve Stem Seal	66-65	ST-2001 Std Only	Loc. Int.; Positive type; Installation requires valve guide machining; (RBBTF) Rubber/PTFE
8	Valve Stem Seal Bulk	66-65	ST-2001BC Std Only	Loc. Exh.; Positive type; Installation requires valve guide machining; Carton of 100; (RBBTF) Rubber/PTFE
8	Valve Stem Seal Bulk	66-65	ST-2001BC Std Only	Loc. Int.; Positive type; Installation requires valve guide machining; Carton of 100; (RBBTF) Rubber/PTFE
QTY	VALVE SEAT	YEARS	PART NO.	DESCRIPTION
8	Seat	66-65	245-1750-2 Std Only	Loc. Exh.; 1.7550" OD, 1.5000" ID, 0.2160" Depth
8	Seat	66-65	245-1750-2N Std Only	Loc. Exh.; Premium Material; 1.7550" OD, 1.5000" ID, 0.2160" Depth
8	Seat	66-65	245-2125-2 Std Only	Loc. Int.; 2.1305" OD, 1.8750" ID, 0.2480" Depth
QTY	VALVE, MISC	YEARS	PART NO.	DESCRIPTION
32	Keeper	66-65	VK-115A Std Only	1 groove; Square cut key groove; Carton pack 24
32	Keeper	66-65	VK-115 Std Only	1 groove; Square cut key groove; Carton pack 32
32	Keeper	66-65	VK-115R Std Only	1 groove; Square cut key groove; Hardened
32	Keeper, Bulk	66-65	VK-115B Std Only	1 groove; Square cut key groove; Carton of 1000
16	Spring Insert	66-65	259-303C Std Only	.015"; ID .703"; Carton of 100
16	Spring Insert	66-65	259-303B Std Only	.030"; ID .703"; Carton of 100
16	Spring Insert	66-65	259-303A Std Only	.060"; ID .703"; Carton of 100
16	Spring Insert	66-65	259-303ARS Std Only	.060"; ID .703"; Carton of 500
QTY	RINGS	YEARS	PART NO.	DESCRIPTION
1	Premium Set	66-65	E-243K Std-20-30-40-60	VINTAGE; 2-5/64, 1-3/16; Premium Moly
1	Standard Set	66-65	E-243X Std-20-30-40-60	VINTAGE; 2-5/64, 1-3/16; Iron
QTY	ENGINE BEARINGS	YEARS	PART NO.	DESCRIPTION
1	Main Set	66-65	4294M Std-10-20-30	
1	Main Set	66-65	108M Std-10-20	Performance; Half grooved
1	Rod Set	66-65	8-3345P Std-10-20-30-40	
1	Rod Set	66-65	8-7040CH Std-10	Performance
8	Rod Pair	66-65	3345P Std-1-10-20-30-40	
1	Cam Set	66-65	1234M Std Only	VINTAGE; Babbitt material; Full round design
QTY	OIL PUMP	YEARS	PART NO.	DESCRIPTION
1	Oil Pump	66-65	224-41203	
1	Oil Pump	66-65	224-41203V	High Volume, check pan for clearance; Use w/224-11203V screen
1	Inter. Shaft	66-65	224-61203	
1	Screen Assy.	66-65	224-11203	5/8" inlet tube
1	Screen Assy.	66-65	224-11203V	Bolt-on 3/4" tube; Use w/224-41203V pump
1	Screen Assy.	66-65	224-12203	Press-in tube

VALVE TRAIN

VALVE TRAIN

BLOCK

BLOCK

(continued on next page)

GM Car (Incl. Buick, Cad., Chev., Olds., Pontiac)

425 7.0L (6966cc) OHV V8 (16 Valve) (Oldsmobile), 4.125" Bore (GMC Eng.), 2 Bbl. "Eng. Code ML" 640
1966-1965 (cont.)

BLOCK	QTY	GASKETS	YEARS	PART NO.	DESCRIPTION	BLOCK
	1	Kit Gasket Set	66-65	260-1008	VINTAGE; Int. manifold gskt. not incl.; Premium valve stem seals incl.	
	1	Valley Pan Gasket Set	66-65	260-4021	VINTAGE	
BLOCK	QTY	FREEZE PLUGS	YEARS	PART NO.	DESCRIPTION	BLOCK
	1	Brass Block Plug Kit	66-65	381-8020		
	1	Steel Block Plug Kit	66-65	381-4020		
	1	Brass Deep Cup Freeze Plug	66-65	381-9002	1.500" Diameter, 0.375" Height	
	1	Steel Deep Cup Freeze Plug	66-65	381-3077	0.906" Diameter	
	1	Steel Deep Cup Freeze Plug	66-65	381-3133	1.500" Diameter, 0.375" Height	
	1	Steel Deep Cup Freeze Plug	66-65	381-3054	19/32" Diameter	
	1	Steel Deep Cup Freeze Plug	66-65	381-3131	2.094" Diameter	

425 7.0L (6966cc) OHV V8 (16 Valve) (Oldsmobile), 4.125" Bore (GMC Eng.), 4 Bbl. "Eng. Code N" 1966-1965 641

VALVE TRAIN	QTY	TIMING	YEARS	PART NO.	DESCRIPTION	VALVE TRAIN
	1	3 Piece Set	66-65	KT3-494SA5	VINTAGE; (1) 222-494; (1) 223-360; (1) 223-361	
	1	Timing Chain	66-65	222-494	48 Links	
VALVE TRAIN	QTY	CAMSHAFT/LIFTER	YEARS	PART NO.	DESCRIPTION	VALVE TRAIN
	16	Lifter	66-65	HT-951 Std Only	Hyd.	
	16	Lifter, Bulk	66-65	HT-951B Std Only	Hyd.; Carton of 128	
VALVE TRAIN	QTY	PUSH ROD	YEARS	PART NO.	DESCRIPTION	VALVE TRAIN
	16	Push Rod	66-65	RP-3112 Std Only	VINTAGE; 9.4210" O.A.L.	
	16	Push Rod	66-65	RP-3171 Std Only	VINTAGE; 9.5940" O.A.L.	
VALVE TRAIN	QTY	ROCKER PARTS	YEARS	PART NO.	DESCRIPTION	VALVE TRAIN
	8	Arm Assy.	66-65	R-856 Std Only	VINTAGE; Incl. 2-arms & 1-pivot assy.	
	8	Arm Assy., Bulk	66-65	R-856B Std Only	VINTAGE; Incl. 2-arms & 1-pivot assy.; Carton of 64	
	8	Arm	66-65	R-856A Std Only	VINTAGE	
	8	Bridge	66-65	MR-1840 Std Only		
	8	Pivot	66-65	MR-1903 Std Only		
VALVE TRAIN	QTY	VALVE	YEARS	PART NO.	DESCRIPTION	VALVE TRAIN
	8	Exhaust	65	V-1772 Std Only	Spec. Hi-Perf.; Chrome plated stem; 1.6240" Head Dia., 0.3422" Stem Dia., 4.6950" O.A.L.	
	8	Intake	66	V-1775 Std Only	VINTAGE; 1.9920" Head Dia., 0.3430" Stem Dia., 4.7090" O.A.L.	
	8	Intake	66	V-2304 Std Only	VINTAGE; Stock replacement; 1.9950" Head Dia., 0.3430" Stem Dia., 4.6670" O.A.L.	
	8	Intake	65	V-1775 Std Only	VINTAGE; Spec. Hi-Perf.; 1.9920" Head Dia., 0.3430" Stem Dia., 4.7090" O.A.L.	
VALVE TRAIN	QTY	VALVE GUIDE	YEARS	PART NO.	DESCRIPTION	VALVE TRAIN
	16	Guide	66-65	VG-5038 Std Only	0.3430" ID, 2.1200" O.A.L	
	16	Guide, Bulk	66-65	VG-5038B Std Only	Carton of 50; 0.3430" ID, 2.1200" O.A.L	
VALVE TRAIN	QTY	VALVE SPRING	YEARS	PART NO.	DESCRIPTION	VALVE TRAIN
	16	Spring	66-65	VS-1618R Std Only	Incl. damper; 1.9940" Free Height	
VALVE TRAIN	QTY	VALVE SEAL	YEARS	PART NO.	DESCRIPTION	VALVE TRAIN
	8	Valve Stem Seal	66-65	ST-2001 Std Only	Loc. Exh.; Positive type; Installation requires valve guide machining; (RBBTF) Rubber/PTFE	
	8	Valve Stem Seal	66-65	ST-2001 Std Only	Loc. Int.; Positive type; Installation requires valve guide machining; (RBBTF) Rubber/PTFE	
	8	Valve Stem Seal Bulk	66-65	ST-2001BC Std Only	Loc. Exh.; Positive type; Installation requires valve guide machining; Carton of 100; (RBBTF) Rubber/PTFE	
	8	Valve Stem Seal Bulk	66-65	ST-2001BC Std Only	Loc. Int.; Positive type; Installation requires valve guide machining; Carton of 100; (RBBTF) Rubber/PTFE	
VALVE TRAIN	QTY	VALVE SEAT	YEARS	PART NO.	DESCRIPTION	VALVE TRAIN
	8	Seat	66-65	245-1750-2 Std Only	Loc. Exh.; 1.7550" OD, 1.5000" ID, 0.2160" Depth	
	8	Seat	66-65	245-1750-2N Std Only	Loc. Exh.; Premium Material; 1.7550" OD, 1.5000" ID, 0.2160" Depth	
	8	Seat	66-65	245-2125-2 Std Only	Loc. Int.; 2.1305" OD, 1.8750" ID, 0.2480" Depth	
VALVE TRAIN	QTY	VALVE, MISC	YEARS	PART NO.	DESCRIPTION	VALVE TRAIN
	32	Keeper	66-65	VK-115A Std Only	1 groove; Square cut key groove; Carton pack 24	
	32	Keeper	66-65	VK-115 Std Only	1 groove; Square cut key groove; Carton pack 32	
	32	Keeper	66-65	VK-115R Std Only	1 groove; Square cut key groove; Hardened	
	32	Keeper, Bulk	66-65	VK-115B Std Only	1 groove; Square cut key groove; Carton of 1000	
	16	Spring Insert	66-65	259-303C Std Only	.015"; ID .703"; Carton of 100	
	16	Spring Insert	66-65	259-303B Std Only	.030"; ID .703"; Carton of 100	
	16	Spring Insert	66-65	259-303A Std Only	.060"; ID .703"; Carton of 100	
	16	Spring Insert	66-65	259-303ARS Std Only	.060"; ID .703"; Carton of 500	
VALVE TRAIN	QTY	RINGS	YEARS	PART NO.	DESCRIPTION	VALVE TRAIN
	1	Premium Set	66-65	E-243K Std-20-30-40-60	VINTAGE; 2-5/64, 1-3/16; Premium Moly	

(continued on next page)

GM Car (Incl. Buick, Cad., Chev., Olds., Pontiac)

641 425 7.0L (6966cc) OHV V8 (16 Valve) (Oldsmobile), 4.125" Bore (GMC Eng.), 4 Bbl. "Eng. Code N" 1966-1965
(cont.)

BLOCK	QTY	RINGS (cont.)	YEARS	PART NO.	DESCRIPTION	BLOCK
	1	Standard Set	66-65	E-243X Std-20-30-40-60	VINTAGE; 2-5/64, 1-3/16; Iron	
	QTY	ENGINE BEARINGS	YEARS	PART NO.	DESCRIPTION	
	1	Main Set	66-65	4294M Std-10-20-30		
	1	Main Set	66-65	108M Std-10-20	Performance; Half grooved	
	1	Rod Set	66-65	8-3345P Std-10-20-30-40		
	1	Rod Set	66-65	8-7040CH Std-10	Performance	
	8	Rod Pair	66-65	3345P Std-1-10-20-30-40		
	1	Cam Set	66-65	1234M Std Only	VINTAGE; Babbitt material; Full round design	
	QTY	OIL PUMP	YEARS	PART NO.	DESCRIPTION	
	1	Oil Pump	66-65	224-41203		
	1	Oil Pump	66-65	224-41203V	High Volume, check pan for clearance; Use w/224-11203V screen	
	1	Inter. Shaft	66-65	224-61203		
	1	Screen Assy.	66-65	224-11203	5/8" inlet tube	
	1	Screen Assy.	66-65	224-11203V	Bolt-on 3/4" tube; Use w/224-41203V pump	
	1	Screen Assy.	66-65	224-12203	Press-in tube	
	QTY	GASKETS	YEARS	PART NO.	DESCRIPTION	
	1	Kit Gasket Set	66-65	260-1008	VINTAGE; Int. manifold gskt. not incl.; Premium valve stem seals incl.	
	1	Valley Pan Gasket Set	66-65	260-4021	VINTAGE	
	QTY	FREEZE PLUGS	YEARS	PART NO.	DESCRIPTION	
	1	Brass Block Plug Kit	66-65	381-8020		
	1	Steel Block Plug Kit	66-65	381-4020		
	1	Brass Deep Cup Freeze Plug	66-65	381-9002	1.500" Diameter, 0.375" Height	
	1	Steel Deep Cup Freeze Plug	66-65	381-3077	0.906" Diameter	
	1	Steel Deep Cup Freeze Plug	66-65	381-3133	1.500" Diameter, 0.375" Height	
	1	Steel Deep Cup Freeze Plug	66-65	381-3054	19/32" Diameter	
	1	Steel Deep Cup Freeze Plug	66-65	381-3131	2.094" Diameter	

642 425 7.0L (6966cc) OHV V8 (16 Valve) (Oldsmobile), 4.125" Bore (GMC Eng.), 4 Bbl. "Eng. Code NE" 1966-1965

VALVE TRAIN	QTY	TIMING	YEARS	PART NO.	DESCRIPTION	VALVE TRAIN
	1	3 Piece Set	66-65	KT3-494SA5	VINTAGE; (1) 222-494; (1) 223-360; (1) 223-361	
	1	Timing Chain	66-65	222-494	48 Links	
	QTY	CAMSHAFT/LIFTER	YEARS	PART NO.	DESCRIPTION	
	16	Lifter	66-65	HT-951 Std Only	Hyd.	
	16	Lifter, Bulk	66-65	HT-951B Std Only	Hyd.; Carton of 128	
	QTY	PUSH ROD	YEARS	PART NO.	DESCRIPTION	
	16	Push Rod	66-65	RP-3112 Std Only	VINTAGE; 9.4210" O.A.L.	
	16	Push Rod	66-65	RP-3171 Std Only	VINTAGE; 9.5940" O.A.L.	
	QTY	ROCKER PARTS	YEARS	PART NO.	DESCRIPTION	
	8	Arm Assy.	66-65	R-856 Std Only	VINTAGE; Incl. 2-arms & 1-pivot assy.	
	8	Arm Assy., Bulk	66-65	R-856B Std Only	VINTAGE; Incl. 2-arms & 1-pivot assy.; Carton of 64	
	8	Arm	66-65	R-856A Std Only	VINTAGE	
	8	Bridge	66-65	MR-1840 Std Only		
	8	Pivot	66-65	MR-1903 Std Only		
	QTY	VALVE	YEARS	PART NO.	DESCRIPTION	
	8	Exhaust	65	V-1772 Std Only	Spec. Hi-Perf.; Chrome plated stem; 1.6240" Head Dia., 0.3422" Stem Dia., 4.6950" O.A.L.	
	8	Intake	66	V-1775 Std Only	VINTAGE; 1.9920" Head Dia., 0.3430" Stem Dia., 4.7090" O.A.L.	
	8	Intake	66	V-2304 Std Only	VINTAGE; Stock replacement; 1.9950" Head Dia., 0.3430" Stem Dia., 4.6670" O.A.L.	
	8	Intake	65	V-1775 Std Only	VINTAGE; Spec. Hi-Perf.; 1.9920" Head Dia., 0.3430" Stem Dia., 4.7090" O.A.L.	
	QTY	VALVE GUIDE	YEARS	PART NO.	DESCRIPTION	
	16	Guide	66-65	VG-5038 Std Only	0.3430" ID, 2.1200" O.A.L	
	16	Guide, Bulk	66-65	VG-5038B Std Only	Carton of 50; 0.3430" ID, 2.1200" O.A.L	
	QTY	VALVE SPRING	YEARS	PART NO.	DESCRIPTION	
	16	Spring	66-65	VS-1618R Std Only	Incl. damper; 1.9940" Free Height	
	QTY	VALVE SEAL	YEARS	PART NO.	DESCRIPTION	
	8	Valve Stem Seal	66-65	ST-2001 Std Only	Loc. Exh.; Positive type; Installation requires valve guide machining; (RBBTF) Rubber/PTFE	
	8	Valve Stem Seal	66-65	ST-2001 Std Only	Loc. Int.; Positive type; Installation requires valve guide machining; (RBBTF) Rubber/PTFE	
	8	Valve Stem Seal Bulk	66-65	ST-2001BC Std Only	Loc. Exh.; Positive type; Installation requires valve guide machining; Carton of 100; (RBBTF) Rubber/PTFE	

(continued on next page)

GM Car (Incl. Buick, Cad., Chev., Olds., Pontiac)

425 7.0L (6966cc) OHV V8 (16 Valve) (Oldsmobile), 4.125" Bore (GMC Eng.), 4 Bbl. "Eng. Code NE" 642
1966-1965 (cont.)

VALVE TRAIN	QTY	VALVE SEAL (cont.)	YEARS	PART NO.	DESCRIPTION
	8	Valve Stem Seal Bulk	66-65	ST-2001BC Std Only	Loc. Int.; Positive type; Installation requires valve guide machining; Carton of 100; (RBBTF) Rubber/PTFE
	8	Seat	66-65	245-1750-2 Std Only	Loc. Exh.; 1.7550" OD, 1.5000" ID, 0.2160" Depth
	8	Seat	66-65	245-1750-2N Std Only	Loc. Exh.; Premium Material; 1.7550" OD, 1.5000" ID, 0.2160" Depth
	8	Seat	66-65	245-2125-2 Std Only	Loc. Int.; 2.1305" OD, 1.8750" ID, 0.2480" Depth
	32	Keeper	66-65	VK-115A Std Only	1 groove; Square cut key groove; Carton pack 24
	32	Keeper	66-65	VK-115 Std Only	1 groove; Square cut key groove; Carton pack 32
	32	Keeper	66-65	VK-115R Std Only	1 groove; Square cut key groove; Hardened
	32	Keeper, Bulk	66-65	VK-115B Std Only	1 groove; Square cut key groove; Carton of 1000
	16	Spring Insert	66-65	259-303C Std Only	.015"; ID .703"; Carton of 100
	16	Spring Insert	66-65	259-303B Std Only	.030"; ID .703"; Carton of 100
	16	Spring Insert	66-65	259-303A Std Only	.060"; ID .703"; Carton of 100
	16	Spring Insert	66-65	259-303ARS Std Only	.060"; ID .703"; Carton of 500
	1	Premium Set	66-65	E-243K Std-20-30-40-60	VINTAGE; 2-5/64, 1-3/16; Premium Moly
	1	Standard Set	66-65	E-243X Std-20-30-40-60	VINTAGE; 2-5/64, 1-3/16; Iron
	1	Main Set	66-65	4294M Std-10-20-30	
	1	Main Set	66-65	108M Std-10-20	Performance; Half grooved
	1	Rod Set	66-65	8-3345P Std-10-20-30-40	
	1	Rod Set	66-65	8-7040CH Std-10	Performance
	8	Rod Pair	66-65	3345P Std-1-10-20-30-40	
	1	Cam Set	66-65	1234M Std Only	VINTAGE; Babbitt material; Full round design
	1	Oil Pump	66-65	224-41203	
	1	Oil Pump	66-65	224-41203V	High Volume, check pan for clearance; Use w/224-11203V screen
	1	Inter. Shaft	66-65	224-61203	
	1	Screen Assy.	66-65	224-11203	5/8" inlet tube
	1	Screen Assy.	66-65	224-11203V	Bolt-on 3/4" tube; Use w/224-41203V pump
	1	Screen Assy.	66-65	224-12203	Press-in tube
	1	Kit Gasket Set	66-65	260-1008	VINTAGE; Int. manifold gskt. not incl.; Premium valve stem seals incl.
	1	Valley Pan Gasket Set	66-65	260-4021	VINTAGE
	1	Brass Block Plug Kit	66-65	381-8020	
	1	Steel Block Plug Kit	66-65	381-4020	
	1	Brass Deep Cup Freeze Plug	66-65	381-9002	1.500" Diameter, 0.375" Height
	1	Steel Deep Cup Freeze Plug	66-65	381-3077	0.906" Diameter
	1	Steel Deep Cup Freeze Plug	66-65	381-3133	1.500" Diameter, 0.375" Height
	1	Steel Deep Cup Freeze Plug	66-65	381-3054	19/32" Diameter
	1	Steel Deep Cup Freeze Plug	66-65	381-3131	2.094" Diameter

425 7.0L (6966cc) OHV V8 (16 Valve) (Oldsmobile), 4.125" Bore (GMC Eng.), 4 Bbl. "Eng. Code NS" 643
1966-1965

VALVE TRAIN	QTY	TIMING	YEARS	PART NO.	DESCRIPTION
	1	3 Piece Set	66-65	KT3-494SA5	VINTAGE; (1) 222-494; (1) 223-360; (1) 223-361
	1	Timing Chain	66-65	222-494	48 Links
	16	Lifter	66-65	HT-951 Std Only	Hyd.
	16	Lifter, Bulk	66-65	HT-951B Std Only	Hyd.; Carton of 128
	16	Push Rod	66-65	RP-3112 Std Only	VINTAGE; 9.4210" O.A.L.
	16	Push Rod	66-65	RP-3171 Std Only	VINTAGE; 9.5940" O.A.L.
	8	Arm Assy.	66-65	R-856 Std Only	VINTAGE; Incl. 2-arms & 1-pivot assy.
	8	Arm Assy., Bulk	66-65	R-856B Std Only	VINTAGE; Incl. 2-arms & 1-pivot assy.; Carton of 64
	8	Arm	66-65	R-856A Std Only	VINTAGE
	8	Bridge	66-65	MR-1840 Std Only	
	8	Pivot	66-65	MR-1903 Std Only	
	8	Exhaust	65	V-1772 Std Only	Spec. Hi-Perf.; Chrome plated stem; 1.6240" Head Dia., 0.3422" Stem Dia., 4.6950" O.A.L.

(continued on next page)

GM Car (Incl. Buick, Cad., Chev., Olds., Pontiac)

643 425 7.0L (6966cc) OHV V8 (16 Valve) (Oldsmobile), 4.125" Bore (GMC Eng.), 4 Bbl. "Eng. Code NS"
 (cont.) 1966-1965

QTY	VALVE (cont.)	YEARS	PART NO.	DESCRIPTION
8	Intake	66	V-1775 Std Only	VINTAGE; 1.9920" Head Dia., 0.3430" Stem Dia., 4.7090" O.A.L.
8	Intake	66	V-2304 Std Only	VINTAGE; Stock replacement; 1.9950" Head Dia., 0.3430" Stem Dia., 4.6670" O.A.L.
8	Intake	65	V-1775 Std Only	VINTAGE; Spec. Hi-Perf.; 1.9920" Head Dia., 0.3430" Stem Dia., 4.7090" O.A.L.
QTY	VALVE GUIDE	YEARS	PART NO.	DESCRIPTION
16	Guide	66-65	VG-5038 Std Only	0.3430" ID, 2.1200" O.A.L
16	Guide, Bulk	66-65	VG-5038B Std Only	Carton of 50; 0.3430" ID, 2.1200" O.A.L
QTY	VALVE SPRING	YEARS	PART NO.	DESCRIPTION
16	Spring	66-65	VS-1618R Std Only	Incl. damper; 1.9940" Free Height
QTY	VALVE SEAL	YEARS	PART NO.	DESCRIPTION
8	Valve Stem Seal	66-65	ST-2001 Std Only	Loc. Exh.; Positive type; Installation requires valve guide machining; (RBBTF) Rubber/PTFE
8	Valve Stem Seal	66-65	ST-2001 Std Only	Loc. Int.; Positive type; Installation requires valve guide machining; (RBBTF) Rubber/PTFE
8	Valve Stem Seal Bulk	66-65	ST-2001BC Std Only	Loc. Exh.; Positive type; Installation requires valve guide machining; Carton of 100; (RBBTF) Rubber/PTFE
8	Valve Stem Seal Bulk	66-65	ST-2001BC Std Only	Loc. Int.; Positive type; Installation requires valve guide machining; Carton of 100; (RBBTF) Rubber/PTFE
QTY	VALVE SEAT	YEARS	PART NO.	DESCRIPTION
8	Seat	66-65	245-1750-2 Std Only	Loc. Exh.; 1.7550" OD, 1.5000" ID, 0.2160" Depth
8	Seat	66-65	245-1750-2N Std Only	Loc. Exh.; Premium Material; 1.7550" OD, 1.5000" ID, 0.2160" Depth
8	Seat	66-65	245-2125-2 Std Only	Loc. Int.; 2.1305" OD, 1.8750" ID, 0.2480" Depth
QTY	VALVE, MISC	YEARS	PART NO.	DESCRIPTION
32	Keeper	66-65	VK-115A Std Only	1 groove; Square cut key groove; Carton pack 24
32	Keeper	66-65	VK-115 Std Only	1 groove; Square cut key groove; Carton pack 32
32	Keeper	66-65	VK-115R Std Only	1 groove; Square cut key groove; Hardened
32	Keeper, Bulk	66-65	VK-115B Std Only	1 groove; Square cut key groove; Carton of 1000
16	Spring Insert	66-65	259-303C Std Only	.015"; ID .703"; Carton of 100
16	Spring Insert	66-65	259-303B Std Only	.030"; ID .703"; Carton of 100
16	Spring Insert	66-65	259-303A Std Only	.060"; ID .703"; Carton of 100
16	Spring Insert	66-65	259-303ARS Std Only	.060"; ID .703"; Carton of 500
QTY	RINGS	YEARS	PART NO.	DESCRIPTION
1	Premium Set	66-65	E-243K Std-20-30-40-60	VINTAGE; 2-5/64, 1-3/16; Premium Moly
1	Standard Set	66-65	E-243X Std-20-30-40-60	VINTAGE; 2-5/64, 1-3/16; Iron
QTY	ENGINE BEARINGS	YEARS	PART NO.	DESCRIPTION
1	Main Set	66-65	4294M Std-10-20-30	
1	Main Set	66-65	108M Std-10-20	Performance; Half grooved
1	Rod Set	66-65	8-3345P Std-10-20-30-40	
1	Rod Set	66-65	8-7040CH Std-10	Performance
8	Rod Pair	66-65	3345P Std-1-10-20-30-40	
1	Cam Set	66-65	1234M Std Only	VINTAGE; Babbitt material; Full round design
QTY	OIL PUMP	YEARS	PART NO.	DESCRIPTION
1	Oil Pump	66-65	224-41203	
1	Oil Pump	66-65	224-41203V	High Volume, check pan for clearance; Use w/224-11203V screen
1	Inter. Shaft	66-65	224-61203	
1	Screen Assy.	66-65	224-11203	5/8" inlet tube
1	Screen Assy.	66-65	224-11203V	Bolt-on 3/4" tube; Use w/224-41203V pump
1	Screen Assy.	66-65	224-12203	Press-in tube
QTY	GASKETS	YEARS	PART NO.	DESCRIPTION
1	Kit Gasket Set	66-65	260-1008	VINTAGE; Int. manifold gskt. not incl.; Premium valve stem seals incl.
1	Valley Pan Gasket Set	66-65	260-4021	VINTAGE
QTY	FREEZE PLUGS	YEARS	PART NO.	DESCRIPTION
1	Brass Block Plug Kit	66-65	381-8020	
1	Steel Block Plug Kit	66-65	381-4020	
1	Brass Deep Cup Freeze Plug	66-65	381-9002	1.500" Diameter, 0.375" Height
1	Steel Deep Cup Freeze Plug	66-65	381-3077	0.906" Diameter
1	Steel Deep Cup Freeze Plug	66-65	381-3133	1.500" Diameter, 0.375" Height
1	Steel Deep Cup Freeze Plug	66-65	381-3054	19/32" Diameter
1	Steel Deep Cup Freeze Plug	66-65	381-3131	2.094" Diameter

644 425 7.0L (6966cc) OHV V8 (16 Valve) (Oldsmobile), 4.125" Bore (GMC Eng.), 4 Bbl. "Eng. Code NT" 1966

QTY	TIMING	YEARS	PART NO.	DESCRIPTION
1	3 Piece Set	66	KT3-494SA5	VINTAGE; (1) 222-494; (1) 223-360; (1) 223-361

(continued on next page)

GM Car (Incl. Buick, Cad., Chev., Olds., Pontiac)

425 7.0L (6966cc) OHV V8 (16 Valve) (Oldsmobile), 4.125" Bore (GMC Eng.), 4 Bbl. "Eng. Code NT" 1966 **644**
(cont.)

QTY	TIMING (cont.)	YEARS	PART NO.	DESCRIPTION
1	Timing Chain	66	222-494	48 Links
QTY	PUSH ROD	YEARS	PART NO.	DESCRIPTION
16	Push Rod	66	RP-3112 Std Only	VINTAGE; 9.4210" O.A.L.
QTY	ROCKER PARTS	YEARS	PART NO.	DESCRIPTION
8	Arm Assy.	66	R-856 Std Only	VINTAGE; Incl. 2-arms & 1-pivot assy.
8	Arm Assy., Bulk	66	R-856B Std Only	VINTAGE; Incl. 2-arms & 1-pivot assy.; Carton of 64
8	Arm	66	R-856A Std Only	VINTAGE
8	Bridge	66	MR-1840 Std Only	
8	Pivot	66	MR-1903 Std Only	
QTY	VALVE	YEARS	PART NO.	DESCRIPTION
8	Exhaust	66	V-1772 Std Only	Spec. Hi-Perf.; Chrome plated stem; 1.6240" Head Dia., 0.3422" Stem Dia., 4.6950" O.A.L.
8	Intake	66	V-1775 Std Only	VINTAGE; 1.9920" Head Dia., 0.3430" Stem Dia., 4.7090" O.A.L.
8	Intake	66	V-2304 Std Only	VINTAGE; Stock replacement; 1.9950" Head Dia., 0.3430" Stem Dia., 4.6670" O.A.L.
QTY	VALVE GUIDE	YEARS	PART NO.	DESCRIPTION
16	Guide	66	VG-5038 Std Only	0.3430" ID, 2.1200" O.A.L
16	Guide, Bulk	66	VG-5038B Std Only	Carton of 50; 0.3430" ID, 2.1200" O.A.L
QTY	VALVE SPRING	YEARS	PART NO.	DESCRIPTION
16	Spring	66	VS-1618R Std Only	Incl. damper; 1.9940" Free Height
QTY	VALVE SEAL	YEARS	PART NO.	DESCRIPTION
8	Valve Stem Seal	66	ST-2001 Std Only	Loc. Exh.; Positive type; Installation requires valve guide machining; (RBBTF) Rubber/PTFE
8	Valve Stem Seal	66	ST-2001 Std Only	Loc. Int.; Positive type; Installation requires valve guide machining; (RBBTF) Rubber/PTFE
8	Valve Stem Seal Bulk	66	ST-2001BC Std Only	Loc. Exh.; Positive type; Installation requires valve guide machining; Carton of 100; (RBBTF) Rubber/PTFE
8	Valve Stem Seal Bulk	66	ST-2001BC Std Only	Loc. Int.; Positive type; Installation requires valve guide machining; Carton of 100; (RBBTF) Rubber/PTFE
QTY	VALVE SEAT	YEARS	PART NO.	DESCRIPTION
8	Seat	66	245-1750-2 Std Only	Loc. Exh.; 1.7550" OD, 1.5000" ID, 0.2160" Depth
8	Seat	66	245-1750-2N Std Only	Loc. Exh.; Premium Material; 1.7550" OD, 1.5000" ID, 0.2160" Depth
8	Seat	66	245-2125-2 Std Only	Loc. Int.; 2.1305" OD, 1.8750" ID, 0.2480" Depth
QTY	VALVE, MISC	YEARS	PART NO.	DESCRIPTION
32	Keeper	66	VK-115A Std Only	1 groove; Square cut key groove; Carton pack 24
32	Keeper	66	VK-115 Std Only	1 groove; Square cut key groove; Carton pack 32
32	Keeper	66	VK-115R Std Only	1 groove; Square cut key groove; Hardened
32	Keeper, Bulk	66	VK-115B Std Only	1 groove; Square cut key groove; Carton of 1000
16	Spring Insert	66	259-303C Std Only	.015"; ID .703"; Carton of 100
16	Spring Insert	66	259-303B Std Only	.030"; ID .703"; Carton of 100
16	Spring Insert	66	259-303A Std Only	.060"; ID .703"; Carton of 100
16	Spring Insert	66	259-303ARS Std Only	.060"; ID .703"; Carton of 500
QTY	RINGS	YEARS	PART NO.	DESCRIPTION
1	Premium Set	66	E-243K Std-20-30-40-60	VINTAGE; 2-5/64, 1-3/16; Premium Moly
1	Standard Set	66	E-243X Std-20-30-40-60	VINTAGE; 2-5/64, 1-3/16; Iron
QTY	ENGINE BEARINGS	YEARS	PART NO.	DESCRIPTION
1	Main Set	66	4294M Std-10-20-30	
1	Main Set	66	108M Std-10-20	Performance; Half grooved
1	Rod Set	66	8-3345P Std-10-20-30-40	
1	Rod Set	66	8-7040CH Std-10	Performance
8	Rod Pair	66	3345P Std-1-10-20-30-40	
1	Cam Set	66	1234M Std Only	VINTAGE; Babbitt material; Full round design
QTY	OIL PUMP	YEARS	PART NO.	DESCRIPTION
1	Oil Pump	66	224-41203	
1	Oil Pump	66	224-41203V	High Volume, check pan for clearance; Use w/224-11203V screen
1	Inter. Shaft	66	224-61203	
1	Screen Assy.	66	224-11203	5/8" inlet tube
1	Screen Assy.	66	224-11203V	Bolt-on 3/4" tube; Use w/224-41203V pump
1	Screen Assy.	66	224-12203	Press-in tube
QTY	GASKETS	YEARS	PART NO.	DESCRIPTION
1	Kit Gasket Set	66	260-1008	VINTAGE; Int. manifold gskt. not incl.; Premium valve stem seals incl.
1	Valley Pan Gasket Set	66	260-4021	VINTAGE

(continued on next page)

GM Car (Incl. Buick, Cad., Chev., Olds., Pontiac)

644 425 7.0L (6966cc) OHV V8 (16 Valve) (Oldsmobile), 4.125" Bore (GMC Eng.), 4 Bbl. "Eng. Code NT" 1966
(cont.)

BLOCK	QTY	FREEZE PLUGS	YEARS	PART NO.	DESCRIPTION	BLOCK
	1	Brass Block Plug Kit	66	381-8020		
	1	Steel Block Plug Kit	66	381-4020		
	1	Brass Deep Cup Freeze Plug	66	381-9002	1.500" Diameter, 0.375" Height	
	1	Steel Deep Cup Freeze Plug	66	381-3077	0.906" Diameter	
	1	Steel Deep Cup Freeze Plug	66	381-3133	1.500" Diameter, 0.375" Height	
	1	Steel Deep Cup Freeze Plug	66	381-3054	19/32" Diameter	
	1	Steel Deep Cup Freeze Plug	66	381-3131	2.094" Diameter	

645 425 7.0L (6966cc) OHV V8 (16 Valve) (Oldsmobile), 4.125" Bore (GMC Eng.), 2 Bbl. "Eng. Code PE" 1967

VALVE TRAIN	QTY	TIMING	YEARS	PART NO.	DESCRIPTION	VALVE TRAIN
	1	3 Piece Set	67	KT3-494SA5	VINTAGE; (1) 222-494; (1) 223-360; (1) 223-361	
	1	Timing Chain	67	222-494	48 Links	
	16	CAMSHAFT/LIFTER	YEARS	PART NO.	DESCRIPTION	
		Lifter	67	HT-951 Std Only	Hyd.	
	16	Lifter, Bulk	67	HT-951B Std Only	Hyd.; Carton of 128	
	16	PUSH ROD	YEARS	PART NO.	DESCRIPTION	
		Push Rod	67	RP-3200 Std Only	9.6210" O.A.L.	
	8	ROCKER PARTS	YEARS	PART NO.	DESCRIPTION	
		Arm Assy.	67	R-856 Std Only	VINTAGE; Incl. 2-arms & 1-pivot assy.	
	8	Arm Assy., Bulk	67	R-856B Std Only	VINTAGE; Incl. 2-arms & 1-pivot assy.; Carton of 64	
	8	Arm	67	R-856A Std Only	VINTAGE	
	8	Bridge	67	MR-1840 Std Only		
	8	Pivot	67	MR-1903 Std Only		
	8	VALVE	YEARS	PART NO.	DESCRIPTION	
		Intake	67	V-1775 Std Only	VINTAGE; 1.9920" Head Dia., 0.3430" Stem Dia., 4.7090" O.A.L.	
	8	Intake	67	V-2304 Std Only	VINTAGE; Stock replacement; 1.9950" Head Dia., 0.3430" Stem Dia., 4.6670" O.A.L.	
	16	VALVE GUIDE	YEARS	PART NO.	DESCRIPTION	
		Guide	67	VG-5038 Std Only	0.3430" ID, 2.1200" O.A.L	
	16	Guide, Bulk	67	VG-5038B Std Only	Carton of 50; 0.3430" ID, 2.1200" O.A.L	
	16	VALVE SPRING	YEARS	PART NO.	DESCRIPTION	
		Spring	67	VS-1618R Std Only	Incl. damper; 1.9940" Free Height	
	8	VALVE SEAL	YEARS	PART NO.	DESCRIPTION	
		Valve Stem Seal	67	ST-2001 Std Only	Loc. Exh.; Positive type; Installation requires valve guide machining; (RBBTF) Rubber/PTFE	
	8	Valve Stem Seal	67	ST-2001 Std Only	Loc. Int.; Positive type; Installation requires valve guide machining; (RBBTF) Rubber/PTFE	
	8	Valve Stem Seal Bulk	67	ST-2001BC Std Only	Loc. Exh.; Positive type; Installation requires valve guide machining; Carton of 100; (RBBTF) Rubber/PTFE	
	8	Valve Stem Seal Bulk	67	ST-2001BC Std Only	Loc. Int.; Positive type; Installation requires valve guide machining; Carton of 100; (RBBTF) Rubber/PTFE	
	8	VALVE SEAT	YEARS	PART NO.	DESCRIPTION	
		Seat	67	245-1750-2 Std Only	Loc. Exh.; 1.7550" OD, 1.5000" ID, 0.2160" Depth	
	8	Seat	67	245-1750-2N Std Only	Loc. Exh.; Premium Material; 1.7550" OD, 1.5000" ID, 0.2160" Depth	
	8	Seat	67	245-2125-2 Std Only	Loc. Int.; 2.1305" OD, 1.8750" ID, 0.2480" Depth	
	32	VALVE, MISC	YEARS	PART NO.	DESCRIPTION	
		Keeper	67	VK-115A Std Only	1 groove; Square cut key groove; Carton pack 24	
	32	Keeper	67	VK-115 Std Only	1 groove; Square cut key groove; Carton pack 32	
	32	Keeper	67	VK-115R Std Only	1 groove; Square cut key groove; Hardened	
	32	Keeper, Bulk	67	VK-115B Std Only	1 groove; Square cut key groove; Carton of 1000	
	16	Spring Insert	67	259-303C Std Only	.015"; ID .703"; Carton of 100	
	16	Spring Insert	67	259-303B Std Only	.030"; ID .703"; Carton of 100	
	16	Spring Insert	67	259-303A Std Only	.060"; ID .703"; Carton of 100	
	16	Spring Insert	67	259-303ARS Std Only	.060"; ID .703"; Carton of 500	
	1	RINGS	YEARS	PART NO.	DESCRIPTION	
		Premium Set	67	E-243K Std-20-30-40-60	VINTAGE; 2-5/64, 1-3/16; Premium Moly	
	1	Standard Set	67	E-243X Std-20-30-40-60	VINTAGE; 2-5/64, 1-3/16; Iron	
	1	ENGINE BEARINGS	YEARS	PART NO.	DESCRIPTION	
		Main Set	67	4294M Std-10-20-30		
	1	Main Set	67	108M Std-10-20	Performance; Half grooved	
	1	Rod Set	67	8-3345P Std-10-20-30-40		
	1	Rod Set	67	8-7040CH Std-10	Performance	
	8	Rod Pair	67	3345P Std-1-10-20-30-40		
	1	Cam Set	67	1234M Std Only	VINTAGE; Babbitt material; Full round design	

(continued on next page)

GM Car (Incl. Buick, Cad., Chev., Olds., Pontiac)

425 7.0L (6966cc) OHV V8 (16 Valve) (Oldsmobile), 4.125" Bore (GMC Eng.), 2 Bbl. "Eng. Code PE" 1967 645 (cont.)

BLOCK	QTY	OIL PUMP	YEARS	PART NO.	DESCRIPTION
	1	Oil Pump	67	224-41203	
	1	Oil Pump	67	224-41203V	High Volume, check pan for clearance; Use w/224-11203V screen
	1	Inter. Shaft	67	224-61203	
	1	Screen Assy.	67	224-11203	5/8" inlet tube
	1	Screen Assy.	67	224-11203V	Bolt-on 3/4" tube; Use w/224-41203V pump
	1	Screen Assy.	67	224-12203	Press-in tube
QTY	GASKETS	YEARS	PART NO.	DESCRIPTION	
1	Kit Gasket Set	67	260-1008	VINTAGE; Int. manifold gskt. not incl.; Premium valve stem seals incl.	
1	Valley Pan Gasket Set	67	260-4021	VINTAGE	
QTY	FREEZE PLUGS	YEARS	PART NO.	DESCRIPTION	
1	Brass Block Plug Kit	67	381-8020		
1	Steel Block Plug Kit	67	381-4020		
1	Brass Deep Cup Freeze Plug	67	381-9002	1.500" Diameter, 0.375" Height	
1	Steel Deep Cup Freeze Plug	67	381-3077	0.906" Diameter	
1	Steel Deep Cup Freeze Plug	67	381-3133	1.500" Diameter, 0.375" Height	
1	Steel Deep Cup Freeze Plug	67	381-3054	19/32" Diameter	
1	Steel Deep Cup Freeze Plug	67	381-3131	2.094" Diameter	

425 7.0L (6966cc) OHV V8 (16 Valve) (Oldsmobile), 4.125" Bore (GMC Eng.), 2 Bbl. "Eng. Code PL" 1967 646

VALVE TRAIN	QTY	TIMING	YEARS	PART NO.	DESCRIPTION
	1	3 Piece Set	67	KT3-494SA5	VINTAGE; (1) 222-494; (1) 223-360; (1) 223-361
	1	Timing Chain	67	222-494	48 Links
QTY	CAMSHAFT/LIFTER	YEARS	PART NO.	DESCRIPTION	
16	Lifter	67	HT-951 Std Only	Hyd.	
16	Lifter, Bulk	67	HT-951B Std Only	Hyd.; Carton of 128	
QTY	PUSH ROD	YEARS	PART NO.	DESCRIPTION	
16	Push Rod	67	RP-3200 Std Only	9.6210" O.A.L.	
QTY	ROCKER PARTS	YEARS	PART NO.	DESCRIPTION	
8	Arm Assy.	67	R-856 Std Only	VINTAGE; Incl. 2-arms & 1-pivot assy.	
8	Arm Assy., Bulk	67	R-856B Std Only	VINTAGE; Incl. 2-arms & 1-pivot assy.; Carton of 64	
8	Arm	67	R-856A Std Only	VINTAGE	
8	Bridge	67	MR-1840 Std Only		
8	Pivot	67	MR-1903 Std Only		
QTY	VALVE	YEARS	PART NO.	DESCRIPTION	
8	Intake	67	V-1775 Std Only	VINTAGE; 1.9920" Head Dia., 0.3430" Stem Dia., 4.7090" O.A.L.	
8	Intake	67	V-2304 Std Only	VINTAGE; Stock replacement; 1.9950" Head Dia., 0.3430" Stem Dia., 4.6670" O.A.L.	
QTY	VALVE GUIDE	YEARS	PART NO.	DESCRIPTION	
16	Guide	67	VG-5038 Std Only	0.3430" ID, 2.1200" O.A.L	
16	Guide, Bulk	67	VG-5038B Std Only	Carton of 50; 0.3430" ID, 2.1200" O.A.L	
QTY	VALVE SPRING	YEARS	PART NO.	DESCRIPTION	
16	Spring	67	VS-1618R Std Only	Incl. damper; 1.9940" Free Height	
QTY	VALVE SEAL	YEARS	PART NO.	DESCRIPTION	
8	Valve Stem Seal	67	ST-2001 Std Only	Loc. Exh.; Positive type; Installation requires valve guide machining; (RBBTF) Rubber/PTFE	
8	Valve Stem Seal	67	ST-2001 Std Only	Loc. Int.; Positive type; Installation requires valve guide machining; (RBBTF) Rubber/PTFE	
8	Valve Stem Seal Bulk	67	ST-2001BC Std Only	Loc. Exh.; Positive type; Installation requires valve guide machining; Carton of 100; (RBBTF) Rubber/PTFE	
8	Valve Stem Seal Bulk	67	ST-2001BC Std Only	Loc. Int.; Positive type; Installation requires valve guide machining; Carton of 100; (RBBTF) Rubber/PTFE	
QTY	VALVE SEAT	YEARS	PART NO.	DESCRIPTION	
8	Seat	67	245-1750-2 Std Only	Loc. Exh.; 1.7550" OD, 1.5000" ID, 0.2160" Depth	
8	Seat	67	245-1750-2N Std Only	Loc. Exh.; Premium Material; 1.7550" OD, 1.5000" ID, 0.2160" Depth	
8	Seat	67	245-2125-2 Std Only	Loc. Int.; 2.1305" OD, 1.8750" ID, 0.2480" Depth	
QTY	VALVE, MISC	YEARS	PART NO.	DESCRIPTION	
32	Keeper	67	VK-115A Std Only	1 groove; Square cut key groove; Carton pack 24	
32	Keeper	67	VK-115 Std Only	1 groove; Square cut key groove; Carton pack 32	
32	Keeper	67	VK-115R Std Only	1 groove; Square cut key groove; Hardened	
32	Keeper, Bulk	67	VK-115B Std Only	1 groove; Square cut key groove; Carton of 1000	
16	Spring Insert	67	259-303C Std Only	.015"; ID .703"; Carton of 100	
16	Spring Insert	67	259-303B Std Only	.030"; ID .703"; Carton of 100	
16	Spring Insert	67	259-303A Std Only	.060"; ID .703"; Carton of 100	

(continued on next page)

GM Car (Incl. Buick, Cad., Chev., Olds., Pontiac)

646 425 7.0L (6966cc) OHV V8 (16 Valve) (Oldsmobile), 4.125" Bore (GMC Eng.), 2 Bbl. "Eng. Code PL" 1967
(cont.)

QTY	VALVE, MISC (cont.)	YEARS	PART NO.	DESCRIPTION
16	Spring Insert	67	259-303ARS Std Only	.060"; ID .703"; Carton of 500
QTY	RINGS	YEARS	PART NO.	DESCRIPTION
1	Premium Set	67	E-243K Std-20-30-40-60	VINTAGE; 2-5/64, 1-3/16; Premium Moly
1	Standard Set	67	E-243X Std-20-30-40-60	VINTAGE; 2-5/64, 1-3/16; Iron
QTY	ENGINE BEARINGS	YEARS	PART NO.	DESCRIPTION
1	Main Set	67	4294M Std-10-20-30	
1	Main Set	67	108M Std-10-20	Performance; Half grooved
1	Rod Set	67	8-3345P Std-10-20-30-40	
1	Rod Set	67	8-7040CH Std-10	Performance
8	Rod Pair	67	3345P Std-1-10-20-30-40	
1	Cam Set	67	1234M Std Only	VINTAGE; Babbitt material; Full round design
QTY	OIL PUMP	YEARS	PART NO.	DESCRIPTION
1	Oil Pump	67	224-41203	
1	Oil Pump	67	224-41203V	High Volume, check pan for clearance; Use w/224-11203V screen
1	Inter. Shaft	67	224-61203	
1	Screen Assy.	67	224-11203	5/8" inlet tube
1	Screen Assy.	67	224-11203V	Bolt-on 3/4" tube; Use w/224-41203V pump
1	Screen Assy.	67	224-12203	Press-in tube
QTY	GASKETS	YEARS	PART NO.	DESCRIPTION
1	Kit Gasket Set	67	260-1008	VINTAGE; Int. manifold gskt. not incl.; Premium valve stem seals incl.
1	Valley Pan Gasket Set	67	260-4021	VINTAGE
QTY	FREEZE PLUGS	YEARS	PART NO.	DESCRIPTION
1	Brass Block Plug Kit	67	381-8020	
1	Steel Block Plug Kit	67	381-4020	
1	Brass Deep Cup Freeze Plug	67	381-9002	1.500" Diameter, 0.375" Height
1	Steel Deep Cup Freeze Plug	67	381-3077	0.906" Diameter
1	Steel Deep Cup Freeze Plug	67	381-3133	1.500" Diameter, 0.375" Height
1	Steel Deep Cup Freeze Plug	67	381-3054	19/32" Diameter
1	Steel Deep Cup Freeze Plug	67	381-3131	2.094" Diameter

647 425 7.0L (6966cc) OHV V8 (16 Valve) (Oldsmobile), 4.125" Bore (GMC Eng.), 4 Bbl. "Eng. Code R" 1967

QTY	TIMING	YEARS	PART NO.	DESCRIPTION
1	3 Piece Set	67	KT3-494SA5	VINTAGE; (1) 222-494; (1) 223-360; (1) 223-361
1	Timing Chain	67	222-494	48 Links
QTY	CAMSHAFT/LIFTER	YEARS	PART NO.	DESCRIPTION
16	Lifter	67	HT-951 Std Only	Hyd.
16	Lifter, Bulk	67	HT-951B Std Only	Hyd.; Carton of 128
QTY	PUSH ROD	YEARS	PART NO.	DESCRIPTION
16	Push Rod	67	RP-3200 Std Only	9.6210" O.A.L.
QTY	ROCKER PARTS	YEARS	PART NO.	DESCRIPTION
8	Arm Assy.	67	R-856 Std Only	VINTAGE; Incl. 2-arms & 1-pivot assy.
8	Arm Assy., Bulk	67	R-856B Std Only	VINTAGE; Incl. 2-arms & 1-pivot assy.; Carton of 64
8	Arm	67	R-856A Std Only	VINTAGE
8	Bridge	67	MR-1840 Std Only	
8	Pivot	67	MR-1903 Std Only	
QTY	VALVE	YEARS	PART NO.	DESCRIPTION
8	Intake	67	V-1775 Std Only	VINTAGE; 1.9920" Head Dia., 0.3430" Stem Dia., 4.7090" O.A.L.
8	Intake	67	V-2304 Std Only	VINTAGE; Stock replacement; 1.9950" Head Dia., 0.3430" Stem Dia., 4.6670" O.A.L.
QTY	VALVE GUIDE	YEARS	PART NO.	DESCRIPTION
16	Guide	67	VG-5038 Std Only	0.3430" ID, 2.1200" O.A.L
16	Guide, Bulk	67	VG-5038B Std Only	Carton of 50; 0.3430" ID, 2.1200" O.A.L
QTY	VALVE SPRING	YEARS	PART NO.	DESCRIPTION
16	Spring	67	VS-1618R Std Only	Incl. damper; 1.9940" Free Height
QTY	VALVE SEAL	YEARS	PART NO.	DESCRIPTION
8	Valve Stem Seal	67	ST-2001 Std Only	Loc. Exh.; Positive type; Installation requires valve guide machining; (RBBTF) Rubber/PTFE
8	Valve Stem Seal	67	ST-2001 Std Only	Loc. Int.; Positive type; Installation requires valve guide machining; (RBBTF) Rubber/PTFE
8	Valve Stem Seal Bulk	67	ST-2001BC Std Only	Loc. Exh.; Positive type; Installation requires valve guide machining; Carton of 100; (RBBTF) Rubber/PTFE
8	Valve Stem Seal Bulk	67	ST-2001BC Std Only	Loc. Int.; Positive type; Installation requires valve guide machining; Carton of 100; (RBBTF) Rubber/PTFE

(continued on next page)

GM Car (Incl. Buick, Cad., Chev., Olds., Pontiac)

425 7.0L (6966cc) OHV V8 (16 Valve) (Oldsmobile), 4.125" Bore (GMC Eng.), 4 Bbl. "Eng. Code R" 1967 647 (cont.)

QTY	VALVE SEAT	YEARS	PART NO.	DESCRIPTION
8	Seat	67	245-1750-2 Std Only	Loc. Exh.; 1.7550" OD, 1.5000" ID, 0.2160" Depth
8	Seat	67	245-1750-2N Std Only	Loc. Exh.; Premium Material; 1.7550" OD, 1.5000" ID, 0.2160" Depth
8	Seat	67	245-2125-2 Std Only	Loc. Int.; 2.1305" OD, 1.8750" ID, 0.2480" Depth
QTY	VALVE, MISC	YEARS	PART NO.	DESCRIPTION
32	Keeper	67	VK-115A Std Only	1 groove; Square cut key groove; Carton pack 24
32	Keeper	67	VK-115 Std Only	1 groove; Square cut key groove; Carton pack 32
32	Keeper	67	VK-115R Std Only	1 groove; Square cut key groove; Hardened
32	Keeper, Bulk	67	VK-115B Std Only	1 groove; Square cut key groove; Carton of 1000
16	Spring Insert	67	259-303C Std Only	.015"; ID .703"; Carton of 100
16	Spring Insert	67	259-303B Std Only	.030"; ID .703"; Carton of 100
16	Spring Insert	67	259-303A Std Only	.060"; ID .703"; Carton of 100
16	Spring Insert	67	259-303ARS Std Only	.060"; ID .703"; Carton of 500
QTY	RINGS	YEARS	PART NO.	DESCRIPTION
1	Premium Set	67	E-243K Std-20-30-40-60	VINTAGE; 2-5/64, 1-3/16; Premium Moly
1	Standard Set	67	E-243X Std-20-30-40-60	VINTAGE; 2-5/64, 1-3/16; Iron
QTY	ENGINE BEARINGS	YEARS	PART NO.	DESCRIPTION
1	Main Set	67	4294M Std-10-20-30	
1	Main Set	67	108M Std-10-20	Performance; Half grooved
1	Rod Set	67	8-3345P Std-10-20-30-40	
1	Rod Set	67	8-7040CH Std-10	Performance
8	Rod Pair	67	3345P Std-1-10-20-30-40	
1	Cam Set	67	1234M Std Only	VINTAGE; Babbitt material; Full round design
QTY	OIL PUMP	YEARS	PART NO.	DESCRIPTION
1	Oil Pump	67	224-41203	
1	Oil Pump	67	224-41203V	High Volume, check pan for clearance; Use w/224-11203V screen
1	Inter. Shaft	67	224-61203	
1	Screen Assy.	67	224-11203	5/8" inlet tube
1	Screen Assy.	67	224-11203V	Bolt-on 3/4" tube; Use w/224-41203V pump
1	Screen Assy.	67	224-12203	Press-in tube
QTY	GASKETS	YEARS	PART NO.	DESCRIPTION
1	Kit Gasket Set	67	260-1008	VINTAGE; Int. manifold gskt. not incl.; Premium valve stem seals incl.
1	Valley Pan Gasket Set	67	260-4021	VINTAGE
QTY	FREEZE PLUGS	YEARS	PART NO.	DESCRIPTION
1	Brass Block Plug Kit	67	381-8020	
1	Steel Block Plug Kit	67	381-4020	
1	Brass Deep Cup Freeze Plug	67	381-9002	1.500" Diameter, 0.375" Height
1	Steel Deep Cup Freeze Plug	67	381-3077	0.906" Diameter
1	Steel Deep Cup Freeze Plug	67	381-3133	1.500" Diameter, 0.375" Height
1	Steel Deep Cup Freeze Plug	67	381-3054	19/32" Diameter
1	Steel Deep Cup Freeze Plug	67	381-3131	2.094" Diameter

425 7.0L (6966cc) OHV V8 (16 Valve) (Oldsmobile), 4.125" Bore (GMC Eng.), 4 Bbl. "Eng. Code RE" 1967 648

QTY	TIMING	YEARS	PART NO.	DESCRIPTION
1	3 Piece Set	67	KT3-494SA5	VINTAGE; (1) 222-494; (1) 223-360; (1) 223-361
1	Timing Chain	67	222-494	48 Links
QTY	CAMSHAFT/LIFTER	YEARS	PART NO.	DESCRIPTION
16	Lifter	67	HT-951 Std Only	Hyd.
16	Lifter, Bulk	67	HT-951B Std Only	Hyd.; Carton of 128
QTY	PUSH ROD	YEARS	PART NO.	DESCRIPTION
16	Push Rod	67	RP-3200 Std Only	9.6210" O.A.L.
QTY	ROCKER PARTS	YEARS	PART NO.	DESCRIPTION
8	Arm Assy.	67	R-856 Std Only	VINTAGE; Incl. 2-arms & 1-pivot assy.
8	Arm Assy., Bulk	67	R-856B Std Only	VINTAGE; Incl. 2-arms & 1-pivot assy.; Carton of 64
8	Arm	67	R-856A Std Only	VINTAGE
8	Bridge	67	MR-1840 Std Only	
8	Pivot	67	MR-1903 Std Only	
QTY	VALVE	YEARS	PART NO.	DESCRIPTION
8	Intake	67	V-1775 Std Only	VINTAGE; 1.9920" Head Dia., 0.3430" Stem Dia., 4.7090" O.A.L.
8	Intake	67	V-2304 Std Only	VINTAGE; Stock replacement; 1.9950" Head Dia., 0.3430" Stem Dia., 4.6670" O.A.L.
QTY	VALVE GUIDE	YEARS	PART NO.	DESCRIPTION
16	Guide	67	VG-5038 Std Only	0.3430" ID, 2.1200" O.A.L.
16	Guide, Bulk	67	VG-5038B Std Only	Carton of 50; 0.3430" ID, 2.1200" O.A.L.

(continued on next page)

GM Car (Incl. Buick, Cad., Chev., Olds., Pontiac)

648 425 7.0L (6966cc) OHV V8 (16 Valve) (Oldsmobile), 4.125" Bore (GMC Eng.), 4 Bbl. "Eng. Code RE" 1967
(cont.)

	QTY	VALVE SPRING	YEARS	PART NO.	DESCRIPTION
VALVE TRAIN	16	Spring	67	VS-1618R Std Only	Incl. damper; 1.9940" Free Height
	8	Valve Stem Seal	67	ST-2001 Std Only	Loc. Exh.; Positive type; Installation requires valve guide machining; (RBBTF) Rubber/PTFE
	8	Valve Stem Seal	67	ST-2001 Std Only	Loc. Int.; Positive type; Installation requires valve guide machining; (RBBTF) Rubber/PTFE
	8	Valve Stem Seal Bulk	67	ST-2001BC Std Only	Loc. Exh.; Positive type; Installation requires valve guide machining; Carton of 100; (RBBTF) Rubber/PTFE
	8	Valve Stem Seal Bulk	67	ST-2001BC Std Only	Loc. Int.; Positive type; Installation requires valve guide machining; Carton of 100; (RBBTF) Rubber/PTFE
	8	Seat	67	245-1750-2 Std Only	Loc. Exh.; 1.7550" OD, 1.5000" ID, 0.2160" Depth
	8	Seat	67	245-1750-2N Std Only	Loc. Exh.; Premium Material; 1.7550" OD, 1.5000" ID, 0.2160" Depth
	8	Seat	67	245-2125-2 Std Only	Loc. Int.; 2.1305" OD, 1.8750" ID, 0.2480" Depth
	32	Keeper	67	VK-115A Std Only	1 groove; Square cut key groove; Carton pack 24
	32	Keeper	67	VK-115 Std Only	1 groove; Square cut key groove; Carton pack 32
32	Keeper	67	VK-115R Std Only	1 groove; Square cut key groove; Hardened	
32	Keeper, Bulk	67	VK-115B Std Only	1 groove; Square cut key groove; Carton of 1000	
16	Spring Insert	67	259-303C Std Only	.015"; ID .703"; Carton of 100	
16	Spring Insert	67	259-303B Std Only	.030"; ID .703"; Carton of 100	
16	Spring Insert	67	259-303A Std Only	.060"; ID .703"; Carton of 100	
16	Spring Insert	67	259-303ARS Std Only	.060"; ID .703"; Carton of 500	
BLOCK	1	Premium Set	67	E-243K Std-20-30-40-60	VINTAGE; 2-5/64, 1-3/16; Premium Moly
	1	Standard Set	67	E-243X Std-20-30-40-60	VINTAGE; 2-5/64, 1-3/16; Iron
	1	Main Set	67	4294M Std-10-20-30	Performance; Half grooved
	1	Main Set	67	108M Std-10-20	
	1	Rod Set	67	8-3345P Std-10-20-30-40	Performance
	1	Rod Set	67	8-7040CH Std-10	
	8	Rod Pair	67	3345P Std-1-10-20-30-40	VINTAGE; Babbitt material; Full round design
	1	Cam Set	67	1234M Std Only	
	1	Oil Pump	67	224-41203	High Volume, check pan for clearance; Use w/224-11203V screen
	1	Oil Pump	67	224-41203V	
	1	Inter. Shaft	67	224-61203	5/8" inlet tube
	1	Screen Assy.	67	224-11203	
	1	Screen Assy.	67	224-11203V	Bolt-on 3/4" tube; Use w/224-41203V pump
	1	Screen Assy.	67	224-12203	
	1	Kit Gasket Set	67	260-1008	VINTAGE; Int. manifold gskt. not incl.; Premium valve stem seals incl.
	1	Valley Pan Gasket Set	67	260-4021	VINTAGE
	1	Brass Block Plug Kit	67	381-8020	1.500" Diameter, 0.375" Height
	1	Steel Block Plug Kit	67	381-4020	
	1	Brass Deep Cup Freeze Plug	67	381-9002	0.906" Diameter
	1	Steel Deep Cup Freeze Plug	67	381-3077	
1	Steel Deep Cup Freeze Plug	67	381-3133	1.500" Diameter, 0.375" Height	
1	Steel Deep Cup Freeze Plug	67	381-3054		
1	Steel Deep Cup Freeze Plug	67	381-3131	2.094" Diameter	

649 425 7.0L (6966cc) OHV V8 (16 Valve) (Oldsmobile), 4.125" Bore (GMC Eng.), 4 Bbl. "Eng. Code RS" 1967

BLOCK	1	3 Piece Set	67	KT3-494SA5	VINTAGE; (1) 222-494; (1) 223-360; (1) 223-361
	1	Timing Chain	67	222-494	48 Links
16	Lifter	67	HT-951 Std Only	Hyd.	
16	Lifter, Bulk	67	HT-951B Std Only		
16	Push Rod	67	RP-3200 Std Only	9.6210" O.A.L.	
8	Arm Assy.	67	R-856 Std Only	VINTAGE; Incl. 2-arms & 1-pivot assy.	
8	Arm Assy., Bulk	67	R-856B Std Only		

(continued on next page)

GM Car (Incl. Buick, Cad., Chev., Olds., Pontiac)

425 7.0L (6966cc) OHV V8 (16 Valve) (Oldsmobile), 4.125" Bore (GMC Eng.), 4 Bbl. "Eng. Code RS" 1967 649 (cont.)

QTY	ROCKER PARTS (cont.)	YEARS	PART NO.	DESCRIPTION
8	Arm	67	R-856A Std Only	VINTAGE
8	Bridge	67	MR-1840 Std Only	
8	Pivot	67	MR-1903 Std Only	
QTY	VALVE	YEARS	PART NO.	DESCRIPTION
8	Intake	67	V-1775 Std Only	VINTAGE; 1.9920" Head Dia., 0.3430" Stem Dia., 4.7090" O.A.L.
8	Intake	67	V-2304 Std Only	VINTAGE; Stock replacement; 1.9950" Head Dia., 0.3430" Stem Dia., 4.6670" O.A.L.
QTY	VALVE GUIDE	YEARS	PART NO.	DESCRIPTION
16	Guide	67	VG-5038 Std Only	0.3430" ID, 2.1200" O.A.L
16	Guide, Bulk	67	VG-5038B Std Only	Carton of 50; 0.3430" ID, 2.1200" O.A.L
QTY	VALVE SPRING	YEARS	PART NO.	DESCRIPTION
16	Spring	67	VS-1618R Std Only	Incl. damper; 1.9940" Free Height
QTY	VALVE SEAL	YEARS	PART NO.	DESCRIPTION
8	Valve Stem Seal	67	ST-2001 Std Only	Loc. Exh.; Positive type; Installation requires valve guide machining; (RBBTF) Rubber/PTFE
8	Valve Stem Seal	67	ST-2001 Std Only	Loc. Int.; Positive type; Installation requires valve guide machining; (RBBTF) Rubber/PTFE
8	Valve Stem Seal Bulk	67	ST-2001BC Std Only	Loc. Exh.; Positive type; Installation requires valve guide machining; Carton of 100; (RBBTF) Rubber/PTFE
8	Valve Stem Seal Bulk	67	ST-2001BC Std Only	Loc. Int.; Positive type; Installation requires valve guide machining; Carton of 100; (RBBTF) Rubber/PTFE
QTY	VALVE SEAT	YEARS	PART NO.	DESCRIPTION
8	Seat	67	245-1750-2 Std Only	Loc. Exh.; 1.7550" OD, 1.5000" ID, 0.2160" Depth
8	Seat	67	245-1750-2N Std Only	Loc. Exh.; Premium Material; 1.7550" OD, 1.5000" ID, 0.2160" Depth
8	Seat	67	245-2125-2 Std Only	Loc. Int.; 2.1305" OD, 1.8750" ID, 0.2480" Depth
QTY	VALVE, MISC	YEARS	PART NO.	DESCRIPTION
32	Keeper	67	VK-115A Std Only	1 groove; Square cut key groove; Carton pack 24
32	Keeper	67	VK-115 Std Only	1 groove; Square cut key groove; Carton pack 32
32	Keeper	67	VK-115R Std Only	1 groove; Square cut key groove; Hardened
32	Keeper, Bulk	67	VK-115B Std Only	1 groove; Square cut key groove; Carton of 1000
16	Spring Insert	67	259-303C Std Only	.015"; ID .703"; Carton of 100
16	Spring Insert	67	259-303B Std Only	.030"; ID .703"; Carton of 100
16	Spring Insert	67	259-303A Std Only	.060"; ID .703"; Carton of 100
16	Spring Insert	67	259-303ARS Std Only	.060"; ID .703"; Carton of 500
QTY	RINGS	YEARS	PART NO.	DESCRIPTION
1	Premium Set	67	E-243K Std-20-30-40-60	VINTAGE; 2-5/64, 1-3/16; Premium Moly
1	Standard Set	67	E-243X Std-20-30-40-60	VINTAGE; 2-5/64, 1-3/16; Iron
QTY	ENGINE BEARINGS	YEARS	PART NO.	DESCRIPTION
1	Main Set	67	4294M Std-10-20-30	
1	Main Set	67	108M Std-10-20	Performance; Half grooved
1	Rod Set	67	8-3345P Std-10-20-30-40	
1	Rod Set	67	8-7040CH Std-10	Performance
8	Rod Pair	67	3345P Std-1-10-20-30-40	
1	Cam Set	67	1234M Std Only	VINTAGE; Babbitt material; Full round design
QTY	OIL PUMP	YEARS	PART NO.	DESCRIPTION
1	Oil Pump	67	224-41203	
1	Oil Pump	67	224-41203V	High Volume, check pan for clearance; Use w/224-11203V screen
1	Inter. Shaft	67	224-61203	
1	Screen Assy.	67	224-11203	5/8" inlet tube
1	Screen Assy.	67	224-11203V	Bolt-on 3/4" tube; Use w/224-41203V pump
1	Screen Assy.	67	224-12203	Press-in tube
QTY	GASKETS	YEARS	PART NO.	DESCRIPTION
1	Kit Gasket Set	67	260-1008	VINTAGE; Int. manifold gskt. not incl.; Premium valve stem seals incl.
1	Valley Pan Gasket Set	67	260-4021	VINTAGE
QTY	FREEZE PLUGS	YEARS	PART NO.	DESCRIPTION
1	Brass Block Plug Kit	67	381-8020	
1	Steel Block Plug Kit	67	381-4020	
1	Brass Deep Cup Freeze Plug	67	381-9002	1.500" Diameter, 0.375" Height
1	Steel Deep Cup Freeze Plug	67	381-3077	0.906" Diameter
1	Steel Deep Cup Freeze Plug	67	381-3133	1.500" Diameter, 0.375" Height
1	Steel Deep Cup Freeze Plug	67	381-3054	19/32" Diameter
1	Steel Deep Cup Freeze Plug	67	381-3131	2.094" Diameter

VALVE TRAIN

VALVE TRAIN

BLOCK

BLOCK

GM Car (Incl. Buick, Cad., Chev., Olds., Pontiac)

650 425 7.0L (6966cc) OHV V8 (16 Valve) (Oldsmobile), 4.125" Bore (GMC Eng.), 4 Bbl. "Eng. Code RT" 1967

QTY	TIMING	YEARS	PART NO.	DESCRIPTION
1	3 Piece Set	67	KT3-494SA5	VINTAGE; (1) 222-494; (1) 223-360; (1) 223-361
1	Timing Chain	67	222-494	48 Links
QTY	PUSH ROD	YEARS	PART NO.	DESCRIPTION
16	Push Rod	67	RP-3200 Std Only	9.6210" O.A.L.
QTY	ROCKER PARTS	YEARS	PART NO.	DESCRIPTION
8	Arm Assy.	67	R-856 Std Only	VINTAGE; Incl. 2-arms & 1-pivot assy.
8	Arm Assy., Bulk	67	R-856B Std Only	VINTAGE; Incl. 2-arms & 1-pivot assy.; Carton of 64
8	Arm	67	R-856A Std Only	VINTAGE
8	Bridge	67	MR-1840 Std Only	
8	Pivot	67	MR-1903 Std Only	
QTY	VALVE	YEARS	PART NO.	DESCRIPTION
8	Exhaust	67	V-1772 Std Only	Spec. Hi-Perf.; Chrome plated stem; 1.6240" Head Dia., 0.3422" Stem Dia., 4.6950" O.A.L.
8	Intake	67	V-1775 Std Only	VINTAGE; 1.9920" Head Dia., 0.3430" Stem Dia., 4.7090" O.A.L.
8	Intake	67	V-2304 Std Only	VINTAGE; Stock replacement; 1.9950" Head Dia., 0.3430" Stem Dia., 4.6670" O.A.L.
QTY	VALVE GUIDE	YEARS	PART NO.	DESCRIPTION
16	Guide	67	VG-5038 Std Only	0.3430" ID, 2.1200" O.A.L
16	Guide, Bulk	67	VG-5038B Std Only	Carton of 50; 0.3430" ID, 2.1200" O.A.L
QTY	VALVE SPRING	YEARS	PART NO.	DESCRIPTION
16	Spring	67	VS-1618R Std Only	Incl. damper; 1.9940" Free Height
QTY	VALVE SEAL	YEARS	PART NO.	DESCRIPTION
8	Valve Stem Seal	67	ST-2001 Std Only	Loc. Exh.; Positive type; Installation requires valve guide machining; (RBBTF) Rubber/PTFE
8	Valve Stem Seal	67	ST-2001 Std Only	Loc. Int.; Positive type; Installation requires valve guide machining; (RBBTF) Rubber/PTFE
8	Valve Stem Seal Bulk	67	ST-2001BC Std Only	Loc. Exh.; Positive type; Installation requires valve guide machining; Carton of 100; (RBBTF) Rubber/PTFE
8	Valve Stem Seal Bulk	67	ST-2001BC Std Only	Loc. Int.; Positive type; Installation requires valve guide machining; Carton of 100; (RBBTF) Rubber/PTFE
QTY	VALVE SEAT	YEARS	PART NO.	DESCRIPTION
8	Seat	67	245-1750-2 Std Only	Loc. Exh.; 1.7550" OD, 1.5000" ID, 0.2160" Depth
8	Seat	67	245-1750-2N Std Only	Loc. Exh.; Premium Material; 1.7550" OD, 1.5000" ID, 0.2160" Depth
8	Seat	67	245-2125-2 Std Only	Loc. Int.; 2.1305" OD, 1.8750" ID, 0.2480" Depth
QTY	VALVE, MISC	YEARS	PART NO.	DESCRIPTION
32	Keeper	67	VK-115A Std Only	1 groove; Square cut key groove; Carton pack 24
32	Keeper	67	VK-115 Std Only	1 groove; Square cut key groove; Carton pack 32
32	Keeper	67	VK-115R Std Only	1 groove; Square cut key groove; Hardened
32	Keeper, Bulk	67	VK-115B Std Only	1 groove; Square cut key groove; Carton of 1000
16	Spring Insert	67	259-303C Std Only	.015"; ID .703"; Carton of 100
16	Spring Insert	67	259-303B Std Only	.030"; ID .703"; Carton of 100
16	Spring Insert	67	259-303A Std Only	.060"; ID .703"; Carton of 100
16	Spring Insert	67	259-303ARS Std Only	.060"; ID .703"; Carton of 500
QTY	RINGS	YEARS	PART NO.	DESCRIPTION
1	Premium Set	67	E-243K Std-20-30-40-60	VINTAGE; 2-5/64, 1-3/16; Premium Moly
1	Standard Set	67	E-243X Std-20-30-40-60	VINTAGE; 2-5/64, 1-3/16; Iron
QTY	ENGINE BEARINGS	YEARS	PART NO.	DESCRIPTION
1	Main Set	67	4294M Std-10-20-30	
1	Main Set	67	108M Std-10-20	Performance; Half grooved
1	Rod Set	67	8-3345P Std-10-20-30-40	
1	Rod Set	67	8-7040CH Std-10	Performance
8	Rod Pair	67	3345P Std-1-10-20-30-40	
1	Cam Set	67	1234M Std Only	VINTAGE; Babbitt material; Full round design
QTY	OIL PUMP	YEARS	PART NO.	DESCRIPTION
1	Oil Pump	67	224-41203	
1	Oil Pump	67	224-41203V	High Volume, check pan for clearance; Use w/224-11203V screen
1	Inter. Shaft	67	224-61203	
1	Screen Assy.	67	224-11203	5/8" inlet tube
1	Screen Assy.	67	224-11203V	Bolt-on 3/4" tube; Use w/224-41203V pump
1	Screen Assy.	67	224-12203	Press-in tube
QTY	GASKETS	YEARS	PART NO.	DESCRIPTION
1	Kit Gasket Set	67	260-1008	VINTAGE; Int. manifold gskt. not incl.; Premium valve stem seals incl.
1	Valley Pan Gasket Set	67	260-4021	VINTAGE

VALVE TRAIN

VALVE TRAIN

BLOCK

BLOCK

(continued on next page)

GM Car (Incl. Buick, Cad., Chev., Olds., Pontiac)

425 7.0L (6966cc) OHV V8 (16 Valve) (Oldsmobile), 4.125" Bore (GMC Eng.), 4 Bbl. "Eng. Code RT" 1967 650
(cont.)

BLOCK	QTY	FREEZE PLUGS	YEARS	PART NO.	DESCRIPTION	BLOCK
	1	Brass Block Plug Kit	67	381-8020		
	1	Steel Block Plug Kit	67	381-4020		
	1	Brass Deep Cup Freeze Plug	67	381-9002	1.500" Diameter, 0.375" Height	
	1	Steel Deep Cup Freeze Plug	67	381-3077	0.906" Diameter	
	1	Steel Deep Cup Freeze Plug	67	381-3133	1.500" Diameter, 0.375" Height	
	1	Steel Deep Cup Freeze Plug	67	381-3054	19/32" Diameter	
	1	Steel Deep Cup Freeze Plug	67	381-3131	2.094" Diameter	

425 7.0L (6966cc) OHV V8 (16 Valve) (Buick), 4.3125" Bore (GMC Eng.), 4 Bbl. "Eng. Code JW" 1963 651

VALVE TRAIN	QTY	TIMING	YEARS	PART NO.	DESCRIPTION	VALVE TRAIN
	1	Timing Chain	63	222-491	52 Links	
	1	Crank Sprocket	63	223-276	VINTAGE; 19 Teeth	
	QTY	CAMSHAFT/LIFTER	YEARS	PART NO.	DESCRIPTION	
	16	Lifter	63	HT-896 Std Only	VINTAGE; Hyd.	
	16	Lifter, Bulk	63	HT-896B Std Only	VINTAGE; Hyd.; Carton of 126	
	QTY	PUSH ROD	YEARS	PART NO.	DESCRIPTION	
	16	Push Rod	63	RP-3173 Std Only	VINTAGE; 8.7230" O.A.L.	
	QTY	VALVE	YEARS	PART NO.	DESCRIPTION	
	8	Exhaust	63	V-1654 Std Only	VINTAGE; 1.5000" Head Dia., 0.3715" Stem Dia., 4.7880" O.A.L.	
	8	Intake	63	V-1415 Std Only	VINTAGE; 1.8740" Head Dia., 0.3726" Stem Dia., 4.7953" O.A.L.	
	QTY	VALVE GUIDE	YEARS	PART NO.	DESCRIPTION	
	8	Guide	63	VG-628 Std Only	VINTAGE; Loc. Exhaust; 0.3745" ID, 2.7500" O.A.L	
	8	Guide	63	VG-628 Std Only	VINTAGE; Loc. Intake; 0.3745" ID, 2.7500" O.A.L	
	QTY	VALVE SPRING	YEARS	PART NO.	DESCRIPTION	
	16	Spring	63	VS-527 Std Only	VINTAGE; Loc. Inner; 2.0100" Free Height	
	16	Spring	63	VS-612 Std Only	VINTAGE; Loc. Outer; 2.0700" Free Height	
	QTY	VALVE SEAL	YEARS	PART NO.	DESCRIPTION	
	16	Valve Stem Seal	63	ST-2014 Std Only	Positive type; Installation requires valve guide machining; (TFL) PTFE	
	16	Valve Stem Seal Bulk	63	ST-2014BC Std Only	Positive type; Installation requires valve guide machining; Carton of 100; (TFL) PTFE	
	QTY	VALVE SEAT	YEARS	PART NO.	DESCRIPTION	
	8	Seat	63	245-1562-1 Std Only	Loc. Exh.; 1.5675" OD, 1.3125" ID, 0.2160" Depth	
	8	Seat	63	245-1562-1N Std Only	Loc. Exh.; Premium Material; 1.5675" OD, 1.3125" ID, 0.2160" Depth	
	8	Seat	63	245-2000-1 Std Only	Loc. Int.; 2.0055" OD, 1.7500" ID, 0.2160" Depth	
	QTY	VALVE, MISC	YEARS	PART NO.	DESCRIPTION	
	32	Keeper	63	VK-97 Std Only	VINTAGE; 1 groove; Square cut key groove	
	16	Spring Insert	63	259-100A Std Only	.060"; Carton of 100	
	16	Spring Insert	63	259-100B Std Only	VINTAGE; .030"; Carton of 100	

BLOCK	QTY	RINGS	YEARS	PART NO.	DESCRIPTION	BLOCK
	1	Premium Set	63	E-289K Std-30-40-60	VINTAGE; 2-5/64, 1-3/16; Premium Moly	
	1	Standard Set	63	E-289X Std-30	VINTAGE; 2-5/64, 1-3/16; Iron	
	QTY	ENGINE BEARINGS	YEARS	PART NO.	DESCRIPTION	
	1	Rod Set	63	8-3320CP Std-10-20-30	VINTAGE	
	8	Rod Pair	63	3320CP Std-10-20-30	VINTAGE	
	1	Cam Set	63	1269M Std Only	VINTAGE	
	QTY	OIL PUMP	YEARS	PART NO.	DESCRIPTION	
	1	Oil Pump	63	224-415	VINTAGE	

425 7.0L (6966cc) OHV V8 (16 Valve) (Buick), 4.3125" Bore (GMC Eng.), 4 Bbl. "Eng. Code KW" 1964 652

QTY	TIMING	YEARS	PART NO.	DESCRIPTION
1	Timing Chain	64	222-491	52 Links
1	Crank Sprocket	64	223-276	VINTAGE; 19 Teeth
QTY	CAMSHAFT/LIFTER	YEARS	PART NO.	DESCRIPTION
16	Lifter	64	HT-896 Std Only	VINTAGE; Hyd.
16	Lifter, Bulk	64	HT-896B Std Only	VINTAGE; Hyd.; Carton of 126
QTY	PUSH ROD	YEARS	PART NO.	DESCRIPTION
16	Push Rod	64	RP-3173 Std Only	VINTAGE; 8.7230" O.A.L.
QTY	VALVE	YEARS	PART NO.	DESCRIPTION
8	Exhaust	64	V-1654 Std Only	VINTAGE; 1.5000" Head Dia., 0.3715" Stem Dia., 4.7880" O.A.L.

(continued on next page)

GM Car (Incl. Buick, Cad., Chev., Olds., Pontiac)

652 425 7.0L (6966cc) OHV V8 (16 Valve) (Buick), 4.3125" Bore (GMC Eng.), 4 Bbl. "Eng. Code KW" 1964
(cont.)

	QTY	VALVE (cont.)	YEARS	PART NO.	DESCRIPTION
VALVE TRAIN	8	Intake	64	V-1415 Std Only	VINTAGE; 1.8740" Head Dia., 0.3726" Stem Dia., 4.7953" O.A.L.
	8	Guide	64	VG-628 Std Only	VINTAGE; Loc. Exhaust; 0.3745" ID, 2.7500" O.A.L
	8	Guide	64	VG-628 Std Only	VINTAGE; Loc. Intake; 0.3745" ID, 2.7500" O.A.L
	16	Spring	64	VS-527 Std Only	VINTAGE; Loc. Inner; 2.0100" Free Height
	16	Spring	64	VS-612 Std Only	VINTAGE; Loc. Outer; 2.0700" Free Height
	16	Valve Stem Seal	64	ST-2014 Std Only	Positive type; Installation requires valve guide machining; (TFL) PTFE
	16	Valve Stem Seal Bulk	64	ST-2014BC Std Only	Positive type; Installation requires valve guide machining; Carton of 100; (TFL) PTFE
	8	Seat	64	245-1562-1 Std Only	Loc. Exh.; 1.5675" OD, 1.3125" ID, 0.2160" Depth
	8	Seat	64	245-1562-1N Std Only	Loc. Exh.; Premium Material; 1.5675" OD, 1.3125" ID, 0.2160" Depth
	8	Seat	64	245-2000-1 Std Only	Loc. Int.; 2.0055" OD, 1.7500" ID, 0.2160" Depth
BLOCK	32	Keeper	64	VK-97 Std Only	VINTAGE; 1 groove; Square cut key groove
	16	Spring Insert	64	259-100A Std Only	.060"; Carton of 100
	16	Spring Insert	64	259-100B Std Only	VINTAGE; .030"; Carton of 100
	1	Premium Set	64	E-289K Std-30-40-60	VINTAGE; 2-5/64, 1-3/16; Premium Moly
BLOCK	1	Standard Set	64	E-289X Std-30	VINTAGE; 2-5/64, 1-3/16; Iron
	1	Main Set	64	4265M Std-10	VINTAGE
	1	Rod Set	64	8-3320CP Std-10-20-30	VINTAGE
	8	Rod Pair	64	3320CP Std-10-20-30	VINTAGE
	1	Cam Set	64	1269M Std Only	VINTAGE
1	Oil Pump	64	224-415	VINTAGE	

653 425 7.0L (6966cc) OHV V8 (16 Valve) (Buick), 4.3125" Bore (GMC Eng.), 2-4 Bbl. "Eng. Code KX" 1964

	QTY	TIMING	YEARS	PART NO.	DESCRIPTION
VALVE TRAIN	1	Timing Chain	64	222-491	52 Links
	1	Crank Sprocket	64	223-276	VINTAGE; 19 Teeth
	16	Lifter	64	HT-896 Std Only	VINTAGE; Hyd.
	16	Lifter, Bulk	64	HT-896B Std Only	VINTAGE; Hyd.; Carton of 126
	16	Push Rod	64	RP-3173 Std Only	VINTAGE; 8.7230" O.A.L.
	8	Exhaust	64	V-1654 Std Only	VINTAGE; 1.5000" Head Dia., 0.3715" Stem Dia., 4.7880" O.A.L.
	8	Intake	64	V-1415 Std Only	VINTAGE; 1.8740" Head Dia., 0.3726" Stem Dia., 4.7953" O.A.L.
	8	Guide	64	VG-628 Std Only	VINTAGE; Loc. Exhaust; 0.3745" ID, 2.7500" O.A.L
	8	Guide	64	VG-628 Std Only	VINTAGE; Loc. Intake; 0.3745" ID, 2.7500" O.A.L
	16	Spring	64	VS-527 Std Only	VINTAGE; Loc. Inner; 2.0100" Free Height
VALVE TRAIN	16	Spring	64	VS-612 Std Only	VINTAGE; Loc. Outer; 2.0700" Free Height
	16	Valve Stem Seal	64	ST-2014 Std Only	Positive type; Installation requires valve guide machining; (TFL) PTFE
	16	Valve Stem Seal Bulk	64	ST-2014BC Std Only	Positive type; Installation requires valve guide machining; Carton of 100; (TFL) PTFE
	8	Seat	64	245-1562-1 Std Only	Loc. Exh.; 1.5675" OD, 1.3125" ID, 0.2160" Depth
	8	Seat	64	245-1562-1N Std Only	Loc. Exh.; Premium Material; 1.5675" OD, 1.3125" ID, 0.2160" Depth
	8	Seat	64	245-2000-1 Std Only	Loc. Int.; 2.0055" OD, 1.7500" ID, 0.2160" Depth
	32	Keeper	64	VK-97 Std Only	VINTAGE; 1 groove; Square cut key groove
	16	Spring Insert	64	259-100A Std Only	.060"; Carton of 100

(continued on next page)

GM Car (Incl. Buick, Cad., Chev., Olds., Pontiac)

425 7.0L (6966cc) OHV V8 (16 Valve) (Buick), 4.3125" Bore (GMC Eng.), 2-4 Bbl. "Eng. Code KX" 1964 653
(cont.)

	QTY	VALVE, MISC (cont.)	YEARS	PART NO.	DESCRIPTION
	16	Spring Insert	64	259-100B Std Only	VINTAGE; .030"; Carton of 100
BLOCK	RINGS				
	1	Premium Set	64	E-289K Std-30-40-60	VINTAGE; 2-5/64, 1-3/16; Premium Moly
	1	Standard Set	64	E-289X Std-30	VINTAGE; 2-5/64, 1-3/16; Iron
	ENGINE BEARINGS				
	1	Main Set	64	4265M Std-10	VINTAGE
	1	Rod Set	64	8-3320CP Std-10-20-30	VINTAGE
	8	Rod Pair	64	3320CP Std-10-20-30	VINTAGE
	1	Cam Set	64	1269M Std Only	VINTAGE
	OIL PUMP				
	1	Oil Pump	64	224-415	VINTAGE

425 7.0L (6966cc) OHV V8 (16 Valve) (Buick), 4.3125" Bore (GMC Eng.), 4 Bbl. "Eng. Code LW" 1965 654

	QTY	TIMING	YEARS	PART NO.	DESCRIPTION
	1	Timing Chain	65	222-491	52 Links
	1	Crank Sprocket	65	223-276	VINTAGE; 19 Teeth
VALVE TRAIN	CAMSHAFT/LIFTER				
	16	Lifter	65	HT-896 Std Only	VINTAGE; Hyd.
	16	Lifter, Bulk	65	HT-896B Std Only	VINTAGE; Hyd.; Carton of 126
	PUSH ROD				
	16	Push Rod	65	RP-3173 Std Only	VINTAGE; 8.7230" O.A.L.
	VALVE				
	8	Exhaust	65	V-1654 Std Only	VINTAGE; 1.5000" Head Dia., 0.3715" Stem Dia., 4.7880" O.A.L.
	8	Intake	65	V-1415 Std Only	VINTAGE; 1.8740" Head Dia., 0.3726" Stem Dia., 4.7953" O.A.L.
	VALVE GUIDE				
	8	Guide	65	VG-628 Std Only	VINTAGE; Loc. Exhaust; 0.3745" ID, 2.7500" O.A.L
	8	Guide	65	VG-628 Std Only	VINTAGE; Loc. Intake; 0.3745" ID, 2.7500" O.A.L
	VALVE SPRING				
	16	Spring	65	VS-527 Std Only	VINTAGE; Loc. Inner; 2.0100" Free Height
	16	Spring	65	VS-612 Std Only	VINTAGE; Loc. Outer; 2.0700" Free Height
	VALVE SEAL				
16	Valve Stem Seal	65	ST-2014 Std Only	Positive type; Installation requires valve guide machining; (TFL) PTFE	
16	Valve Stem Seal Bulk	65	ST-2014BC Std Only	Positive type; Installation requires valve guide machining; Carton of 100; (TFL) PTFE	
VALVE SEAT					
8	Seat	65	245-1562-1 Std Only	Loc. Exh.; 1.5675" OD, 1.3125" ID, 0.2160" Depth	
8	Seat	65	245-1562-1N Std Only	Loc. Exh.; Premium Material; 1.5675" OD, 1.3125" ID, 0.2160" Depth	
8	Seat	65	245-2000-1 Std Only	Loc. Int.; 2.0055" OD, 1.7500" ID, 0.2160" Depth	
VALVE, MISC					
32	Keeper	65	VK-97 Std Only	VINTAGE; 1 groove; Square cut key groove	
16	Spring Insert	65	259-100A Std Only	.060"; Carton of 100	
16	Spring Insert	65	259-100B Std Only	VINTAGE; .030"; Carton of 100	

BLOCK	RINGS				
	1	Premium Set	65	E-289K Std-30-40-60	VINTAGE; 2-5/64, 1-3/16; Premium Moly
	1	Standard Set	65	E-289X Std-30	VINTAGE; 2-5/64, 1-3/16; Iron
	ENGINE BEARINGS				
	1	Main Set	65	4265M Std-10	VINTAGE
	1	Rod Set	65	8-3320CP Std-10-20-30	VINTAGE
	8	Rod Pair	65	3320CP Std-10-20-30	VINTAGE
	1	Cam Set	65	1269M Std Only	VINTAGE
	OIL PUMP				
	1	Oil Pump	65	224-415	VINTAGE

425 7.0L (6966cc) OHV V8 (16 Valve) (Buick), 4.3125" Bore (GMC Eng.), 2-4 Bbl. "Eng. Code LX" 1965 655

	TIMING				
	1	Timing Chain	65	222-491	52 Links
	1	Crank Sprocket	65	223-276	VINTAGE; 19 Teeth
	CAMSHAFT/LIFTER				
	16	Lifter	65	HT-896 Std Only	VINTAGE; Hyd.
	16	Lifter, Bulk	65	HT-896B Std Only	VINTAGE; Hyd.; Carton of 126

(continued on next page)

GM Car (Incl. Buick, Cad., Chev., Olds., Pontiac)

655 425 7.0L (6966cc) OHV V8 (16 Valve) (Buick), 4.3125" Bore (GMC Eng.), 2-4 Bbl. "Eng. Code LX" 1965
(cont.)

VALVE TRAIN		QTY	PART NO.	YEARS	DESCRIPTION	VALVE TRAIN	
		16	PUSH ROD Push Rod	65	RP-3173 Std Only VINTAGE; 8.7230" O.A.L.		
		8	VALVE Exhaust	65	V-1654 Std Only VINTAGE; 1.5000" Head Dia., 0.3715" Stem Dia., 4.7880" O.A.L.		
		8	Intake	65	V-1415 Std Only VINTAGE; 1.8740" Head Dia., 0.3726" Stem Dia., 4.7953" O.A.L.		
		8	VALVE GUIDE Guide	65	VG-628 Std Only VINTAGE; Loc. Exhaust; 0.3745" ID, 2.7500" O.A.L.		
		8	Guide	65	VG-628 Std Only VINTAGE; Loc. Intake; 0.3745" ID, 2.7500" O.A.L.		
		16	VALVE SPRING Spring	65	VS-527 Std Only VINTAGE; Loc. Inner; 2.0100" Free Height		
		16	Spring	65	VS-612 Std Only VINTAGE; Loc. Outer; 2.0700" Free Height		
		16	VALVE SEAL Valve Stem Seal	65	ST-2014 Std Only Positive type; Installation requires valve guide machining; (TFL) PTFE		
		16	Valve Stem Seal Bulk	65	ST-2014BC Std Only Positive type; Installation requires valve guide machining; Carton of 100; (TFL) PTFE		
		8	VALVE SEAT Seat	65	245-1562-1 Std Only Loc. Exh.; 1.5675" OD, 1.3125" ID, 0.2160" Depth		
		8	Seat	65	245-1562-1N Std Only Loc. Exh.; Premium Material; 1.5675" OD, 1.3125" ID, 0.2160" Depth		
		8	Seat	65	245-2000-1 Std Only Loc. Int.; 2.0055" OD, 1.7500" ID, 0.2160" Depth		
		32	VALVE, MISC Keeper	65	VK-97 Std Only VINTAGE; 1 groove; Square cut key groove		
		16	Spring Insert	65	259-100A Std Only .060"; Carton of 100		
		16	Spring Insert	65	259-100B Std Only VINTAGE; .030"; Carton of 100		
		1	RINGS Premium Set	65	E-289K Std-30-40-60 VINTAGE; 2-5/64, 1-3/16; Premium Moly		
		1	Standard Set	65	E-289X Std-30 VINTAGE; 2-5/64, 1-3/16; Iron		
		1	ENGINE BEARINGS Main Set	65	4265M Std-10 VINTAGE		
		1	Rod Set	65	8-3320CP Std-10-20-30 VINTAGE		
		8	Rod Pair	65	3320CP Std-10-20-30 VINTAGE		
		1	Cam Set	65	1269M Std Only VINTAGE		
		1	OIL PUMP Oil Pump	65	224-415 VINTAGE		

656 425 7.0L (6966cc) OHV V8 (16 Valve) (Buick), 4.3125" Bore (GMC Eng.), 4 Bbl. "Eng. Code MW" 1966

VALVE TRAIN		QTY	PART NO.	YEARS	DESCRIPTION	VALVE TRAIN	
		1	TIMING Timing Chain	66	222-491 52 Links		
		1	Crank Sprocket	66	223-276 VINTAGE; 19 Teeth		
		16	CAMSHAFT/LIFTER Lifter	66	HT-896 Std Only VINTAGE; Hyd.		
		16	Lifter, Bulk	66	HT-896B Std Only VINTAGE; Hyd.; Carton of 126		
		16	PUSH ROD Push Rod	66	RP-3173 Std Only VINTAGE; 8.7230" O.A.L.		
		8	VALVE Exhaust	66	V-1654 Std Only VINTAGE; 1.5000" Head Dia., 0.3715" Stem Dia., 4.7880" O.A.L.		
		8	Intake	66	V-1415 Std Only VINTAGE; 1.8740" Head Dia., 0.3726" Stem Dia., 4.7953" O.A.L.		
		8	VALVE GUIDE Guide	66	VG-628 Std Only VINTAGE; Loc. Exh.; 0.3745" ID, 2.7500" O.A.L.		
		16	VALVE SPRING Spring	66	VS-527 Std Only VINTAGE; Loc. Inner; 2.0100" Free Height		
		16	Spring	66	VS-612 Std Only VINTAGE; Loc. Outer; 2.0700" Free Height		
		16	VALVE SEAL Valve Stem Seal	66	ST-2014 Std Only Positive type; Installation requires valve guide machining; (TFL) PTFE		
		16	Valve Stem Seal Bulk	66	ST-2014BC Std Only Positive type; Installation requires valve guide machining; Carton of 100; (TFL) PTFE		
		8	VALVE SEAT Seat	66	245-1562-1 Std Only Loc. Exh.; 1.5675" OD, 1.3125" ID, 0.2160" Depth		
		8	Seat	66	245-1562-1N Std Only Loc. Exh.; Premium Material; 1.5675" OD, 1.3125" ID, 0.2160" Depth		

(continued on next page)

GM Car (Incl. Buick, Cad., Chev., Olds., Pontiac)

425 7.0L (6966cc) OHV V8 (16 Valve) (Buick), 4.3125" Bore (GMC Eng.), 4 Bbl. "Eng. Code MW" 1966 656
(cont.)

QTY	VALVE SEAT (cont.)	YEARS	PART NO.	DESCRIPTION
8	Seat	66	245-2000-1 Std Only	Loc. Int.; 2.0055" OD, 1.7500" ID, 0.2160" Depth
32	Keeper	66	VK-97 Std Only	VINTAGE; 1 groove; Square cut key groove
16	Spring Insert	66	259-100A Std Only	.060"; Carton of 100
16	Spring Insert	66	259-100B Std Only	VINTAGE; .030"; Carton of 100
1	Premium Set	66	E-289K Std-30-40-60	VINTAGE; 2-5/64, 1-3/16; Premium Moly
1	Standard Set	66	E-289X Std-30	VINTAGE; 2-5/64, 1-3/16; Iron
1	Main Set	66	4265M Std-10	VINTAGE
1	Rod Set	66	8-3320CP Std-10-20-30	VINTAGE
8	Rod Pair	66	3320CP Std-10-20-30	VINTAGE
1	Cam Set	66	1269M Std Only	VINTAGE
1	Oil Pump	66	224-415	VINTAGE

425 7.0L (6966cc) OHV V8 (16 Valve) (Buick), 4.3125" Bore (GMC Eng.), 2-4 Bbl. "Eng. Code MZ" 1966 657

QTY	TIMING	YEARS	PART NO.	DESCRIPTION
1	Timing Chain	66	222-491	52 Links
1	Crank Sprocket	66	223-276	VINTAGE; 19 Teeth
16	Lifter	66	HT-896 Std Only	VINTAGE; Hyd.
16	Lifter, Bulk	66	HT-896B Std Only	VINTAGE; Hyd.; Carton of 126
16	Push Rod	66	RP-3173 Std Only	VINTAGE; 8.7230" O.A.L.
8	Exhaust	66	V-1654 Std Only	VINTAGE; 1.5000" Head Dia., 0.3715" Stem Dia., 4.7880" O.A.L.
8	Intake	66	V-1415 Std Only	VINTAGE; 1.8740" Head Dia., 0.3726" Stem Dia., 4.7953" O.A.L.
8	Guide	66	VG-628 Std Only	VINTAGE; Loc. Exh.; 0.3745" ID, 2.7500" O.A.L
16	Spring	66	VS-527 Std Only	VINTAGE; Loc. Inner; 2.0100" Free Height
16	Spring	66	VS-612 Std Only	VINTAGE; Loc. Outer; 2.0700" Free Height
16	Valve Stem Seal	66	ST-2014 Std Only	Positive type; Installation requires valve guide machining; (TFL) PTFE
16	Valve Stem Seal Bulk	66	ST-2014BC Std Only	Positive type; Installation requires valve guide machining; Carton of 100; (TFL) PTFE
8	Seat	66	245-1562-1 Std Only	Loc. Exh.; 1.5675" OD, 1.3125" ID, 0.2160" Depth
8	Seat	66	245-1562-1N Std Only	Loc. Exh.; Premium Material; 1.5675" OD, 1.3125" ID, 0.2160" Depth
8	Seat	66	245-2000-1 Std Only	Loc. Int.; 2.0055" OD, 1.7500" ID, 0.2160" Depth
32	Keeper	66	VK-97 Std Only	VINTAGE; 1 groove; Square cut key groove
16	Spring Insert	66	259-100A Std Only	.060"; Carton of 100
16	Spring Insert	66	259-100B Std Only	VINTAGE; .030"; Carton of 100

QTY	RINGS	YEARS	PART NO.	DESCRIPTION
1	Premium Set	66	E-289K Std-30-40-60	VINTAGE; 2-5/64, 1-3/16; Premium Moly
1	Standard Set	66	E-289X Std-30	VINTAGE; 2-5/64, 1-3/16; Iron
1	Main Set	66	4265M Std-10	VINTAGE
1	Rod Set	66	8-3320CP Std-10-20-30	VINTAGE
8	Rod Pair	66	3320CP Std-10-20-30	VINTAGE
1	Cam Set	66	1269M Std Only	VINTAGE
1	Oil Pump	66	224-415	VINTAGE

427 7.0L (6999cc) OHV V8 (16 Valve) (Chevrolet), 4.25" Bore (GMC Eng.), 3-2 Bbl. 1969-1967 658

QTY	TIMING	YEARS	PART NO.	DESCRIPTION
1	3 Piece Set	69-67	KT3-501SA	Incl. silent type chain; (1) 222-501; (1) 223-392; (1) 223-393
1	Timing Chain	69-67	222-501	Silent type; 50 Links
1	Crank Sprocket	69-67	223-393	19 Teeth

(continued on next page)

GM Car (Incl. Buick, Cad., Chev., Olds., Pontiac)

658 427 7.0L (6999cc) OHV V8 (16 Valve) (Chevrolet), 4.25" Bore (GMC Eng.), 3-2 Bbl. 1969-1967
(cont.)

**V
A
L
V
E

T
R
A
I
N**

**V
A
L
V
E

T
R
A
I
N**

QTY	TIMING (cont.)	YEARS	PART NO.	DESCRIPTION
1	Cam Sprocket	69-67	223-392	38 Teeth
QTY CAMSHAFT/LIFTER YEARS PART NO. DESCRIPTION				
1	Camshaft	69	CS-636	VINTAGE; Hydraulic, (.050) Duration at .050 Lobe Lift, 196 Exh., 196 Int., 113 Degrees Lobe Separation
1	Performance Cam	69-67	CS-1004R	Pro-1500 Perf. Cam; Use w/Hyd. lifters; 0.464" Exh. Valve Lift, 0.439" Int. Valve Lift, Hydraulic, (.050) Duration at .050 Lobe Lift, 200 Exh., 190 Int., 110 Degrees Lobe Separation
1	Performance Cam	69-67	CS-1088R	Pro-2000 Perf. Cam; Use w/Hyd. lifters; 0.501" Exh. Valve Lift, 0.476" Int. Valve Lift, Hydraulic, (.050) Duration at .050 Lobe Lift, 214 Exh., 204 Int., 112 Degrees Lobe Separation
1	Performance Cam	69-67	CS-1015R	Pro-3000 Perf. Cam; Use w/Hyd. lifters; 0.527" Exh. Valve Lift, 0.501" Int. Valve Lift, Hydraulic, (.050) Duration at .050 Lobe Lift, 224 Exh., 214 Int., 112 Degrees Lobe Separation
1	Prelube		55-403 Std Only	1.5 oz. packet
1	Prelube		55-400 Std Only	4 oz. bottle; 1.5 oz. packet No. 55-403 also avail.
16	Lifter	69-67	HT-817 Std Only	Hyd.
16	Lifter, Bulk	69-67	HT-817B Std Only	Hyd.; Carton of 128
QTY CAM KIT YEARS PART NO. DESCRIPTION				
1	Cam/Lifter Kit	69-67	KC-1004R	Hyd.; Pro-1500 Perf. Cam; Duration at .050", 190 Int., 202 Exh.; Valve lift .454" Int., .480" Exh.; Lobe Separation 110 Degrees; (1) 55-403B; (1) CS-1004R; (16) HT-817
1	Cam/Lifter Kit	69-67	KC-1088R	Hyd.; Pro-2000 Perf. Cam; Duration at .050", 204 Int., 214 Exh.; Valve lift .476" Int., .501" Exh.; Lobe Separation 112 Degrees; (1) 55-403B; (1) CS-1088R; (16) HT-817
1	Cam/Lifter Kit	69-67	KC-1015R	Hyd.; Pro-3000 Perf. Cam; Duration at .050", 214 Int., 224 Exh.; Valve lift .501" Int., .527" Exh.; Lobe Separation 112 Degrees; (1) 55-403B; (1) CS-1015R; (16) HT-817
QTY PUSH ROD YEARS PART NO. DESCRIPTION				
8	Push Rod	69-67	RP-3181 Std Only	Loc. Exh.; .3125" dia.; 9.2520" O.A.L.
8	Push Rod	69	RP-3215R Std Only	Chevrolet Corvette Base; Loc. Exh.; Chrome-Moly; .375" tube dia.; 9.2520" O.A.L.
8	Push Rod	69	RP-3218R Std Only	Chevrolet Corvette Base; Loc. Exh.; Spec. Hi-Perf.; Chrome-Moly; .437" tube dia.; 9.2520" O.A.L.
8	Push Rod	69-67	RP-3182 Std Only	Loc. Int.; .3125" dia.; 8.2800" O.A.L.
8	Push Rod	68-67	RP-3215R Std Only	Loc. Exh.; Chrome-Moly; .375" tube dia.; 9.2520" O.A.L.
8	Push Rod	68-67	RP-3218R Std Only	Loc. Exh.; Spec. Hi-Perf.; Chrome-Moly; .437" tube dia.; 9.2520" O.A.L.
8	Push Rod, Bulk	69-67	BRP-3181 Std Only	Loc. Exh.; .3125" dia.; Carton of 100; 9.2520" O.A.L.
8	Push Rod, Bulk	69-67	BRP-3182 Std Only	Loc. Int.; .3125" dia.; Carton of 100; 8.2800" O.A.L.
QTY ROCKER PARTS YEARS PART NO. DESCRIPTION				
16	Arm Assy.	69-67	R-851 Std Only	Incl. arm, ball & nut
16	Arm Assy., Bulk	69-67	R-851B Std Only	Incl. arm, ball & nut; Carton of 64
16	Arm	69-67	R-851A Std Only	
16	Rocker Arm Ball	69-67	MR-1815 Std Only	
16	Nut	69-67	MR-1813 Std Only	7/16" thread
16	Stud	69	MR-1910RS Std Only	Chevrolet Corvette Base; 7/16" thread, 1.955" length, .710" depth
16	Stud	68-67	MR-1910RS Std Only	7/16" thread, 1.955" length, .710" depth
QTY VALVE YEARS PART NO. DESCRIPTION				
8	Exhaust	69	V-1911 Std-3-15	VINTAGE; w/Alum. head; Chrome plated stem; 1.7200" Head Dia., 0.3718" Stem Dia., 5.3550" O.A.L.
8	Exhaust	68-67	V-1911 Std-3-15	VINTAGE; Chrome plated stem; 1.7200" Head Dia., 0.3718" Stem Dia., 5.3550" O.A.L.
8	Exhaust, Bulk	69-67	V-1911B Std-15	VINTAGE; Chrome plated stem; Carton of 25; 1.7200" Head Dia., 0.3718" Stem Dia., 5.3550" O.A.L.
8	Intake	69-67	V-1912 Std-3-15	Chrome plated stem; 2.0650" Head Dia., 0.3720" Stem Dia., 5.2300" O.A.L.
8	Intake, Bulk	69-67	V-1912B Std Only	Chrome plated stem; Carton of 25; 2.0650" Head Dia., 0.3720" Stem Dia., 5.2300" O.A.L.
QTY VALVE GUIDE YEARS PART NO. DESCRIPTION				
8	Guide	69-67	VG-688 Std Only	Loc. Exh.; w/Cast iron head; 0.3740" ID, 2.6300" O.A.L
8	Guide	69-67	VG-689 Std Only	Loc. Exhaust; w/Alum. head; 0.3735" ID, 2.4200" O.A.L
8	Guide	69-67	VG-689 Std Only	Loc. Int.; w/Cast iron head; 0.3735" ID, 2.4200" O.A.L
8	Guide	69-67	VG-689 Std Only	Loc. Intake; w/Alum. head; 0.3735" ID, 2.4200" O.A.L
8	Guide, Bulk	69-67	VG-689B Std Only	Loc. Exhaust; w/Alum. head; Carton of 50; 0.3735" ID, 2.4200" O.A.L
8	Guide, Bulk	69-67	VG-689B Std Only	Loc. Int.; w/Cast iron head; Carton of 50; 0.3735" ID, 2.4200" O.A.L

(continued on next page)

GM Car (Incl. Buick, Cad., Chev., Olds., Pontiac)

427 7.0L (6999cc) OHV V8 (16 Valve) (Chevrolet), 4.25" Bore (GMC Eng.), 3-2 Bbl. 1969-1967 658
(cont.)

QTY	VALVE GUIDE (cont.)	YEARS	PART NO.	DESCRIPTION
8	Guide, Bulk	69-67	VG-689B Std Only	Loc. Intake; w/Alum. head; Carton of 50; 0.3735" ID, 2.4200" O.A.L
16 8	VALVE SPRING Spring Spring	69-68 67	VS-657 Std Only VS-708 Std Only	VINTAGE; Single spring; Incl. damper; 2.1100" Free Height Double spring; 2.1200" Free Height
16	VALVE SEAL Valve Stem Seal	69-67	ST-2004 Std Only	Positive type; Installation requires valve guide machining; (RBBTF) Rubber/PTFE
16	Valve Stem Seal	69	ST-2019R Std Only	Chevrolet Corvette Base; Positive type; Premium design; (TFL) PTFE
16	Valve Stem Seal	69-67	MV-1769C Std Only	Umbrella type; (PLY) Polyacrylate
16	Valve Stem Seal	69-67	ST-2014 Std Only	w/double valve spring; Positive type; Installation requires valve guide machining; (TFL) PTFE
16	Valve Stem Seal	68-67	ST-2019R Std Only	Positive type; Premium design; (TFL) PTFE
16	Valve Stem Seal Bulk	69-67	ST-2004BC Std Only	Positive type; Installation requires valve guide machining; Carton of 100; (RBBTF) Rubber/PTFE
16	Valve Stem Seal Bulk	69	ST-2019RBC Std Only	Chevrolet Corvette Base; Positive type; Premium design; Carton of 100; (TFL) PTFE
16	Valve Stem Seal Bulk	69-67	MV-1769 Std Only	Umbrella type; Carton of 100; (PLY) Polyacrylate
16	Valve Stem Seal Bulk	69-67	ST-2014BC Std Only	w/double valve spring; Positive type; Installation requires valve guide machining; Carton of 100; (TFL) PTFE
16	Valve Stem Seal Bulk	68-67	ST-2019RBC Std Only	Positive type; Premium design; Carton of 100; (TFL) PTFE
8	VALVE SEAT Seat	69-67	245-1812-4 Std Only	Loc. Exh.; Exc. Alum. head; 1.8175" OD, 1.5625" ID, 0.2160" Depth
8	Seat	69-67	245-1812-4N Std Only	Loc. Exh.; Exc. Alum. head; Premium Material; 1.8175" OD, 1.5625" ID, 0.2160" Depth
8	Seat	69-67	245-2250-1 Std Only	Loc. Int.; Exc. Alum. head; Machine ID to fit; 2.2555" OD, 1.9375" ID, 0.1855" Depth
32 32 32 32 16 16 16 16 16	VALVE, MISC Keeper Keeper Keeper Keeper, Bulk Spring Insert Spring Insert Spring Insert Spring Insert Spring Insert	69-67 69-67 69-67 69-67 69-67 69-67 69-67 69-67 69-67	VK-138A Std Only VK-138 Std Only VK-138R Std Only VK-138B Std Only 259-103C Std Only 259-103B Std Only 259-103BRS Std Only 259-103A Std Only 259-103ARS Std Only	1 groove; Square cut key groove; Carton pack 24 1 groove; Square cut key groove; Carton pack 32 1 groove; Square cut key groove; Hardened 1 groove; Square cut key groove; Carton of 1000 .015"; ID 1.030"; Carton of 100 .030"; ID 1.030"; Carton of 100 .030"; ID 1.030"; Carton of 500 .060"; ID 1.030"; Carton of 100 .060"; ID 1.030"; Carton of 500
8	PISTON Cast Piston	69-67	412P Std-30-40-60	VINTAGE; Cast; Used on both banks; .9894" Pin Dia.; 2 Rings 5/64 Groove, 1 Ring 3/16 Groove, 1.755 plus .140 crown CD, Crowned Head .140 high - 9.5:1 C.R.
8	Cast Piston - Individual	69-67	W412P Std-30-40-60	VINTAGE; Cast; Used on both banks; .9894" Pin Dia.; 2 Rings 5/64 Groove, 1 Ring 3/16 Groove, 1.755 plus .140 crown CD, Crowned Head .140 high - 9.5:1 C.R.
8	POWERFORGED Piston-Individual	69-67	WL-2300NF Std-30-40-60	Powerforged; 0.990" Pin Dia.; 2 Rings 5/64 Groove, 1 Ring 3/16 Groove, 1.767 CD, .140 dome; DUROSHIELD® skirt coated piston
8	POWERFORGED Piston-Individual	69	WL-2300NF Std-30-40-60	Chevrolet Corvette Base; w/Alum. head; Powerforged; 0.990" Pin Dia.; 2 Rings 5/64 Groove, 1 Ring 3/16 Groove, 1.767 CD, .140 dome; DUROSHIELD® skirt coated piston
1 1 1 1 8	RINGS Premium Set Premium Set Standard Set Standard Set Premium Single Cylinder Set	69 68-67 69 68-67 68	E-233K Std-20-30-40-60 E-233K Std-20-30-40-60 E-233X Std-20-30-40-60 E-233X Std-20-30-40-60 WR-9904 60 60	Chevrolet Corvette Base; 2-5/64, 1-3/16; Premium Moly 2-5/64, 1-3/16; Premium Moly Chevrolet Corvette Base; 2-5/64, 1-3/16; Iron 2-5/64, 1-3/16; Iron Use w/WL-2239NF60 piston; Plasma Moly
1 1	ENGINE BEARINGS Main Set Main Set	69-67 69-67	4400MA Std-1-2-10-20-30-40 7133MA 10 10-20-30-40	A-Series aluminum bearings A-Series aluminum bearings ; w/.010" O/S length flange brg.
1	Main Set	69-67	7122MA 10 10-20-30	A-Series aluminum bearings ; w/.020" O/S length flange brg.
1	Rod Set	69-67	8-3190A Std-1-10-20-30-40-60	A-Series aluminum bearings
8	Rod Pair	69-67	3190A Std-1-10-20-30-40-50	A-Series aluminum bearings
1	Cam Set	69-67	1404M Std Only	Babbitt material; Full round design
1	OIL PUMP Oil Pump	69-67	224-4154	

(continued on next page)

GM Car (Incl. Buick, Cad., Chev., Olds., Pontiac)

658 427 7.0L (6999cc) OHV V8 (16 Valve) (Chevrolet), 4.25" Bore (GMC Eng.), 3-2 Bbl. 1969-1967
(cont.)

	QTY	OIL PUMP (cont.)	YEARS	PART NO.	DESCRIPTION	
BLOCK	1	Oil Pump	69-67	224-4153	High Volume; Check for clearance; Use shaft w/steel guide	
	1	Inter. Shaft	69-67	224-6154A	Shaft w/slotted end, 6.52" O.A.L.; Use w/nylon guide	
	1	Oil Pump Shaft Guide	69-67	224-43343	Nylon	
	1	Screen Assy.	69-67	224-43620	Use with 8" pan	
	GASKETS					
	1	Kit Gasket Set	69-67	260-1717	Premium set; Hi-Perf.; w/Oval port heads; Header gskts. incl.; Complete set	
	1	Kit Gasket Set	69-67	260-1081	Premium set; Hi-Perf.; w/Rectangular port heads; Header gskts. incl.; Complete set	
	1	Kit Gasket Set	69-67	260-1009T	VINTAGE; Exc. Special Hi-Perf.; Exh. pipe packing not incl.; PermaDryPlus® oil pan gskt. incl.; PermaDryPlus® water outlet gskt. incl.; Premium valve stem seals incl.	
	1	Kit Gasket Set	69-67	260-1009	VINTAGE; Exc. Special Hi-Perf.; Exh. pipe packing not incl.; Premium valve stem seals incl.	
	FREEZE PLUGS					
	1	Brass Block Plug Kit	69-67	381-8009		
	1	Steel Block Plug Kit	69-67	381-4017		
1	Brass Deep Cup Freeze Plug	69-67	381-9030	1.750" Diameter		
1	Steel Deep Cup Freeze Plug	69-67	381-3082	1.750" Diameter, 0.593" Height		
1	Steel Shallow Cup Freeze Plug	69-67	381-2154	2.219" Diameter		

659 427 7.0L (6999cc) OHV V8 (16 Valve) (Chevrolet), 4.25" Bore (GMC Eng.), 4 Bbl. 1969-1966

	QTY	TIMING	YEARS	PART NO.	DESCRIPTION	
VALVE TRAIN	1	3 Piece Set	69-67	KT3-501SA	Std. Eng.s.; Incl. silent type chain; (1) 222-501; (1) 223-392; (1) 223-393	
	1	Timing Chain	69-66	222-495	Silent type; 50 Links	
	1	Timing Chain	69-67	222-501	Std. Eng.s.; Silent type; 50 Links	
	1	Crank Sprocket	69-67	223-393	Std. Eng.s.; 19 Teeth	
	1	Cam Sprocket	69-67	223-392	Std. Eng.s.; 38 Teeth	
	CAMSHAFT/LIFTER					
	1	Performance Cam	69-67	CS-1004R	Pro-1500 Perf. Cam; Use w/Hyd. lifters; 0.464" Exh. Valve Lift, 0.439" Int. Valve Lift, Hydraulic, (050) Duration at .050 Lobe Lift, 200 Exh., 190 Int., 110 Degrees Lobe Separation	
	1	Performance Cam	69-67	CS-1088R	Pro-2000 Perf. Cam; Use w/Hyd. lifters; 0.501" Exh. Valve Lift, 0.476" Int. Valve Lift, Hydraulic, (050) Duration at .050 Lobe Lift, 214 Exh., 204 Int., 112 Degrees Lobe Separation	
	1	Performance Cam	69-67	CS-1015R	Pro-3000 Perf. Cam; Use w/Hyd. lifters; 0.527" Exh. Valve Lift, 0.501" Int. Valve Lift, Hydraulic, (050) Duration at .050 Lobe Lift, 224 Exh., 214 Int., 112 Degrees Lobe Separation	
	1	Performance Cam	69-67	CS-165R	Pro-4000 Perf. Cam; 0.52" Exh. Valve Lift, 0.52" Int. Valve Lift, Mechanical, (050) Duration at .050 Lobe Lift, 242 Exh., 242 Int., 114 Degrees Lobe Separation	
	1	Performance Cam	66	CS-165R	Eng.s. require a 3/16" wide x 7/16" deep groove machined in rear journal; Pro-4000 Perf. Cam; 0.52" Exh. Valve Lift, 0.52" Int. Valve Lift, Mechanical, (050) Duration at .050 Lobe Lift, 242 Exh., 242 Int., 114 Degrees Lobe Separation	
	1	Performance Cam	66	CS-1004R	NOTE: An oil groove must be machined in the rear journal; Pro-1500 Perf. Cam; Use w/Hyd. lifters; 0.464" Exh. Valve Lift, 0.439" Int. Valve Lift, Hydraulic, (050) Duration at .050 Lobe Lift, 200 Exh., 190 Int., 110 Degrees Lobe Separation	
	1	Performance Cam	66	CS-1088R	NOTE: An oil groove must be machined in the rear journal; Pro-2000 Perf. Cam; Use w/Hyd. lifters; 0.501" Exh. Valve Lift, 0.476" Int. Valve Lift, Hydraulic, (050) Duration at .050 Lobe Lift, 214 Exh., 204 Int., 112 Degrees Lobe Separation	
	1	Performance Cam	66	CS-1015R	NOTE: An oil groove must be machined in the rear journal; Pro-3000 Perf. Cam; Use w/Hyd. lifters; 0.527" Exh. Valve Lift, 0.501" Int. Valve Lift, Hydraulic, (050) Duration at .050 Lobe Lift, 224 Exh., 214 Int., 112 Degrees Lobe Separation	
	1	Prelube		55-403 Std Only	1.5 oz. packet	
	1	Prelube		55-400 Std Only	4 oz. bottle; 1.5 oz. packet No. 55-403 also avail.	
	16	Lifter	69-66	AT-992 Std Only	Speed-Pro Mech.	
	16	Lifter, Bulk	69-66	AT-992B Std Only	Speed-Pro Mech.; Carton of 128	

(continued on next page)

GM Car (Incl. Buick, Cad., Chev., Olds., Pontiac)

427 7.0L (6999cc) OHV V8 (16 Valve) (Chevrolet), 4.25" Bore (GMC Eng.), 4 Bbl. 1969-1966 659
(cont.)

QTY	CAM KIT	YEARS	PART NO.	DESCRIPTION
1	Cam/Lifter Kit	69-67	KC-165R	Mech.; Pro-4000 Perf. Cam; Duration at .050", 242 Int., 242 Exh.; Valve lift .518" Int., .514" Exh.; Lobe Separation 114 Degrees; (1) 55-403B; (16) AT-992; (1) CS-165R
1	Cam/Lifter Kit	66	KC-165R	Requires 3/16 wide by 7/16 deep groove machined in rear journal; Mech.; Pro-4000 Perf. Cam; Duration at .050", 242 Int., 242 Exh.; Valve lift .518" Int., .514" Exh.; Lobe Separation 114 Degrees; (1) 55-403B; (16) AT-992; (1) CS-165R
QTY	PUSH ROD	YEARS	PART NO.	DESCRIPTION
8	Push Rod	69-66	RP-3103 Std Only	Loc. Exh.; .375" Rod dia.; 9.2540" O.A.L.
8	Push Rod	69-66	RP-3215R Std Only	Loc. Exh.; Chrome-Moly; .375" tube dia.; 9.2520" O.A.L.
8	Push Rod	69-66	RP-3218R Std Only	Loc. Exh.; Spec. Hi-Perf.; Chrome-Moly; .437" tube dia.; 9.2520" O.A.L.
8	Push Rod	69-66	RP-3104 Std Only	Loc. Int.; .375" Rod dia.; 8.2810" O.A.L.
8	Push Rod	69-66	RP-3216R Std Only	Loc. Int.; Chrome-Moly; .375" tube dia.; 8.2800" O.A.L.
8	Push Rod	69-66	RP-3217R Std Only	Loc. Int.; Chrome-Moly; .437" tube dia.; 8.2800" O.A.L.
8	Push Rod, Bulk	69-66	BRP-3103 Std Only	Loc. Exh.; .375" Rod dia.; Carton of 100; 9.2540" O.A.L.
8	Push Rod, Bulk	69-66	BRP-3104 Std Only	Loc. Int.; .375" Rod dia.; Carton of 100; 8.2810" O.A.L.
QTY	ROCKER PARTS	YEARS	PART NO.	DESCRIPTION
16	Arm Assy.	69-66	R-851 Std Only	Incl. arm, ball & nut
16	Arm Assy.	69-66	R-866R Std Only	Incl. arm, ball & nut; Long slot rocker arm
16	Arm Assy., Bulk	69-66	R-851B Std Only	Incl. arm, ball & nut; Carton of 64
16	Arm	69-66	R-851A Std Only	
16	Rocker Arm Ball	69-66	MR-1815 Std Only	
16	Nut	69-66	MR-1813 Std Only	7/16" thread
16	Stud	69-66	MR-1910RS Std Only	7/16" thread, 1.955" length, .710" depth
QTY	VALVE	YEARS	PART NO.	DESCRIPTION
8	Exhaust	69-68	V-1861 Std Only	Chrome plated stem; 1.8740" Head Dia., 0.3703" Stem Dia., 5.3622" O.A.L.
8	Intake	69-66	V-1905 Std Only	Chrome plated stem; 2.1890" Head Dia., .3720" Stem Dia., 5.2280" O.A.L.
QTY	VALVE GUIDE	YEARS	PART NO.	DESCRIPTION
8	Guide	69-66	VG-688 Std Only	Loc. Exh.; w/Cast iron head; 0.3740" ID, 2.6300" O.A.L
8	Guide	69-66	VG-689 Std Only	Loc. Exhaust; w/Alum. head; 0.3735" ID, 2.4200" O.A.L
8	Guide	69-66	VG-689 Std Only	Loc. Int.; w/Cast iron head; 0.3735" ID, 2.4200" O.A.L
8	Guide	69-66	VG-689 Std Only	Loc. Intake; w/Alum. head; 0.3735" ID, 2.4200" O.A.L
8	Guide, Bulk	69-66	VG-689B Std Only	Loc. Exhaust; w/Alum. head; Carton of 50; 0.3735" ID, 2.4200" O.A.L
8	Guide, Bulk	69-66	VG-689B Std Only	Loc. Int.; w/Cast iron head; Carton of 50; 0.3735" ID, 2.4200" O.A.L
8	Guide, Bulk	69-66	VG-689B Std Only	Loc. Intake; w/Alum. head; Carton of 50; 0.3735" ID, 2.4200" O.A.L
QTY	VALVE SPRING	YEARS	PART NO.	DESCRIPTION
16	Spring	69-68	VS-1581 Std Only	Assy. of inner & outer w/damper; 2.2800" Free Height
8	Spring	67-66	VS-708 Std Only	Double spring; 2.1200" Free Height
QTY	VALVE SEAL	YEARS	PART NO.	DESCRIPTION
16	Valve Stem Seal	69-66	ST-2004 Std Only	Positive type; Installation requires valve guide machining; (RBBTF) Rubber/PTFE
16	Valve Stem Seal	69-66	ST-2019R Std Only	Positive type; Premium design; (TFL) PTFE
16	Valve Stem Seal	69-66	MV-1769C Std Only	Umbrella type; (PLY) Polyacrylate
16	Valve Stem Seal	69-66	ST-2014 Std Only	w/double valve spring; Positive type; Installation requires valve guide machining; (TFL) PTFE
16	Valve Stem Seal Bulk	69-66	ST-2004BC Std Only	Positive type; Installation requires valve guide machining; Carton of 100; (RBBTF) Rubber/PTFE
16	Valve Stem Seal Bulk	69-66	ST-2019RBC Std Only	Positive type; Premium design; Carton of 100; (TFL) PTFE
16	Valve Stem Seal Bulk	69-66	MV-1769 Std Only	Umbrella type; Carton of 100; (PLY) Polyacrylate
16	Valve Stem Seal Bulk	69-66	ST-2014BC Std Only	w/double valve spring; Positive type; Installation requires valve guide machining; Carton of 100; (TFL) PTFE
QTY	VALVE, MISC	YEARS	PART NO.	DESCRIPTION
32	Keeper	69-66	VK-138A Std Only	1 groove; Square cut key groove; Carton pack 24
32	Keeper	69-66	VK-138 Std Only	1 groove; Square cut key groove; Carton pack 32
32	Keeper	69-66	VK-138R Std Only	1 groove; Square cut key groove; Hardened
32	Keeper, Bulk	69-66	VK-138B Std Only	1 groove; Square cut key groove; Carton of 1000
16	Spring Insert	69-66	259-103C Std Only	.015"; ID 1.030"; Carton of 100
16	Spring Insert	69-66	259-103B Std Only	.030"; ID 1.030"; Carton of 100
16	Spring Insert	69-66	259-103BRS Std Only	.030"; ID 1.030"; Carton of 500
16	Spring Insert	69-66	259-103A Std Only	.060"; ID 1.030"; Carton of 100
16	Spring Insert	69-66	259-103ARS Std Only	.060"; ID 1.030"; Carton of 500

VALVE TRAIN

VALVE TRAIN

(continued on next page)

GM Car (Incl. Buick, Cad., Chev., Olds., Pontiac)

659 427 7.0L (6999cc) OHV V8 (16 Valve) (Chevrolet), 4.25" Bore (GMC Eng.), 4 Bbl. 1969-1966
(cont.)

QTY	PISTON	YEARS	PART NO.	DESCRIPTION
8	POWERFORGED	69-66	L-2268NF 30 30-60	Powerforged; 0.990" Pin Dia.; 2 Rings 5/64 Groove, 1 Ring 3/16 Groove, 1.765 CD, .266 dome; DUROSHIELD® skirt coated piston; 60 O/S has .255 dome
8	POWERFORGED Piston-Individual	69-66	WL-2268F 30 30-60	Powerforged; 0.9897" Pin Dia.; 2 Rings 5/64 Groove, 1 Ring 3/16 Groove, 1.765 CD, Domed Head .266 high. DUROSHIELD® skirt coated piston.
8	POWERFORGED Piston-Individual	68	WL-2239NF 30 30-60	Powerforged; Use w/WR-9904 ring set; 0.9897" Pin Dia.; 2 Rings 1/16 Groove, 1 Ring 3/16 Groove, 1.760 CD, Domed Head .434 high; DUROSHIELD® skirt coated piston
QTY	RINGS	YEARS	PART NO.	DESCRIPTION
1	Premium Set	69-66	E-233K Std-20-30-40-60	2-5/64, 1-3/16; Premium Moly
1	Standard Set	69-66	E-233X Std-20-30-40-60	2-5/64, 1-3/16; Iron
8	Premium Single Cylinder Set	68	WR-9904 60 60	Use w/WL-2239NF60 piston; Plasma Moly
QTY	ENGINE BEARINGS	YEARS	PART NO.	DESCRIPTION
1	Main Set	69-66	4400MA Std-1-2-10-20-30-40	A-Series aluminum bearings
1	Main Set	69-66	7133MA 10 10-20-30-40	A-Series aluminum bearings; w/.010" O/S length flange brg.
1	Main Set	69-66	7122MA 10 10-20-30	A-Series aluminum bearings; w/.020" O/S length flange brg.
1	Rod Set	69-66	8-3190A Std-1-10-20-30-40-60	A-Series aluminum bearings
8	Rod Pair	69-66	3190A Std-1-10-20-30-40-50	A-Series aluminum bearings
1	Cam Set	69-67	1404M Std Only	Babbitt material; Full round design
1	Cam Set	66	1255M Std Only	VINTAGE; Groove in rear cam journal & brg.
QTY	OIL PUMP	YEARS	PART NO.	DESCRIPTION
1	Oil Pump	69-66	224-4154	
1	Oil Pump	69-66	224-4153	High Volume; Check for clearance; Use shaft w/steel guide
1	Inter. Shaft	69-66	224-6154	Shaft w/slotted end, 6.82" O.A.L.; Has integral steel guide
1	Oil Pump Shaft Guide	69-66	224-43343	Nylon
1	Screen Assy.	69-67	224-43620	Use with 8" pan
1	Screen Assy.	66	224-1252	VINTAGE
QTY	GASKETS	YEARS	PART NO.	DESCRIPTION
1	Kit Gasket Set	69-66	260-1717	Premium set; Hi-Perf.; w/Oval port heads; Header gskts. incl.; Complete set
1	Kit Gasket Set	69-66	260-1081	Premium set; Hi-Perf.; w/Rectangular port heads; Header gskts. incl.; Complete set
1	Kit Gasket Set	69-66	260-1009T	VINTAGE; Exc. Special Hi-Perf.; Exh. pipe packing not incl.; PermaDryPlus® oil pan gskt. incl.; PermaDryPlus® water outlet gskt. incl.; Premium valve stem seals incl.
1	Kit Gasket Set	69-66	260-1009	VINTAGE; Exc. Special Hi-Perf.; Exh. pipe packing not incl.; Premium valve stem seals incl.
QTY	FREEZE PLUGS	YEARS	PART NO.	DESCRIPTION
1	Brass Block Plug Kit	69-66	381-8009	
1	Steel Block Plug Kit	69-66	381-4017	
1	Brass Deep Cup Freeze Plug	69-66	381-9030	1.750" Diameter
1	Steel Deep Cup Freeze Plug	69-66	381-3082	1.750" Diameter, 0.593" Height
1	Steel Shallow Cup Freeze Plug	69-66	381-2154	2.219" Diameter

660 428 7.0L (7014cc) OHV V8 (16 Valve) (Pontiac), 4.121" Bore (GMC Eng.), 4 Bbl. 1969-1967

QTY	TIMING	YEARS	PART NO.	DESCRIPTION
1	3 Piece Set	69-67	KT3-350S	VINTAGE; 223-305, 223-371 not sold separately; (1) 222-350; (1) 223-305; (1) 223-371
QTY	CAMSHAFT/LIFTER	YEARS	PART NO.	DESCRIPTION
1	Camshaft	69-68	CS-641	VINTAGE; w/A/T; Hi-Torque; Hydraulic, (050) Duration at .050 Lobe Lift, 208 Exh., 198 Int., 111 Degrees Lobe Separation
1	Prelube		55-403 Std Only	1.5 oz. packet
1	Prelube		55-400 Std Only	4 oz. bottle; 1.5 oz. packet No. 55-403 also avail.
16	Lifter	69-67	HT-951 Std Only	Hyd.
16	Lifter, Bulk	69-67	HT-951B Std Only	Hyd.; Carton of 128
QTY	PUSH ROD	YEARS	PART NO.	DESCRIPTION
16	Push Rod	69-67	RP-3229R Std Only	Chrome-Moly; 9.1300" O.A.L.
16	Push Rod	69-67	RP-3028 Std Only	VINTAGE; 9.1360" O.A.L.
16	Push Rod, Bulk	69-67	BRP-3028 Std Only	VINTAGE; Carton of 100; 9.1360" O.A.L.
QTY	ROCKER PARTS	YEARS	PART NO.	DESCRIPTION
16	Arm Assy.	69-67	R-1032 Std Only	Incl. arm, ball & nut
16	Arm Assy., Bulk	69-67	R-1032B Std Only	Incl. arm, ball & nut; Carton of 64
16	Arm	69-67	R-849A Std Only	
16	Nut	69-67	MR-1934 Std Only	3/8" x 24 UNF

(continued on next page)

GM Car (Incl. Buick, Cad., Chev., Olds., Pontiac)

428 7.0L (7014cc) OHV V8 (16 Valve) (Pontiac), 4.121" Bore (GMC Eng.), 4 Bbl. 1969-1967 660
(cont.)

QTY	VALVE	YEARS	PART NO.	DESCRIPTION
8	Exhaust	69	V-1823 Std Only	VINTAGE; 1.6600" Head Dia., 0.3410" Stem Dia., 5.0820" O.A.L.
8	Exhaust	68	V-3923 Std Only	VINTAGE; Chrome plated stem; 1.7720" Head Dia., 0.3409" Stem Dia., 5.0910" O.A.L.
8	Exhaust	67	V-1946 Std Only	Chrome plated stem; 1.7756" Head Dia., 0.3409" Stem Dia., 5.0512" O.A.L.
8	Intake	69	V-1824 Std Only	VINTAGE; 10.5:1 C.R.; 30 deg. seat; Chrome plated stem; 1.9600" Head Dia., 0.3415" Stem Dia., 5.0890" O.A.L.
8	Intake	69	V-1826 Std Only	VINTAGE; 10.75:1 C.R.; Chrome plated stem; 2.1100" Head Dia., 0.3415" Stem Dia., 5.0980" O.A.L.
8	Intake	68-67	V-1826 Std Only	VINTAGE; Chrome plated stem; 2.1100" Head Dia., 0.3415" Stem Dia., 5.0980" O.A.L.
QTY	VALVE GUIDE	YEARS	PART NO.	DESCRIPTION
8	Guide	69-67	VG-5080 Std Only	Loc. Int.; 0.3440" ID, 2.0000" O.A.L.
QTY	VALVE SPRING	YEARS	PART NO.	DESCRIPTION
16	Spring	69-68	VS-651 Std Only	VINTAGE; Loc. Inner; w/A/T; Exc. w/HO; 1.7600" Free Height
16	Spring	69	VS-665 Std Only	VINTAGE; Loc. Outer; w/A/T; Exc. w/HO; 1.9400" Free Height
16	Spring	68	VS-1433 Std Only	VINTAGE; Loc. Inner; w/M/T; w/HO; 1.9350" Free Height
16	Spring	68-67	VS-665 Std Only	VINTAGE; Loc. Outer; 1.9400" Free Height
16	Spring	67	VS-651 Std Only	VINTAGE; Loc. Inner; 1.7600" Free Height
QTY	VALVE SEAL	YEARS	PART NO.	DESCRIPTION
16	Valve Stem Seal	69-67	MV-1233C Std Only	O-Ring; (RBB) Rubber
16	Valve Stem Seal	69-67	ST-2092 Std Only	Positive type, Metal Clad; (RBB) Rubber
16	Valve Stem Seal	69-67	ST-2003 Std Only	Positive type; Installation requires valve guide machining; (RBB) Rubber
16	Valve Stem Seal Bulk	69-67	MV-1233 Std Only	O-Ring; Carton of 100; (RBB) Rubber
16	Valve Stem Seal Bulk	69-67	ST-2003BC Std Only	Positive type; Installation requires valve guide machining; Carton of 100; (RBB) Rubber
QTY	VALVE SEAT	YEARS	PART NO.	DESCRIPTION
8	Seat	69	245-1750-2 Std Only	Loc. Exh.; Use w/V-1823; 1.7550" OD, 1.5000" ID, 0.2160" Depth
8	Seat	69	245-1750-2N Std Only	Loc. Exh.; Use w/V-1823; Premium Material; 1.7550" OD, 1.5000" ID, 0.2160" Depth
8	Seat	69	245-2125-1 Std Only	Loc. Int.; 2.1305" OD, 1.8125" ID, 0.2480" Depth
8	Seat	69-67	245-2125-2 Std Only	Loc. Int.; Use w/V-1826; 2.1305" OD, 1.8750" ID, 0.2480" Depth
QTY	VALVE, MISC	YEARS	PART NO.	DESCRIPTION
32	Keeper	69-67	VK-115A Std Only	1 groove; Square cut key groove; Carton pack 24
32	Keeper	69-67	VK-115 Std Only	1 groove; Square cut key groove; Carton pack 32
32	Keeper	69-67	VK-115R Std Only	1 groove; Square cut key groove; Hardened
32	Keeper, Bulk	69-67	VK-115B Std Only	1 groove; Square cut key groove; Carton of 1000
16	Spring Insert	69-67	259-305A Std Only	.060"; Carton of 100
16	Spring Insert	69-67	259-305B Std Only	VINTAGE; .030"; Carton of 100
QTY	RINGS	YEARS	PART NO.	DESCRIPTION
1	Premium Set	69-67	E-299K Std-20-30-40-60	VINTAGE; 2-5/64, 1-3/16; Premium Moly
1	Standard Set	69-67	E-299X Std-30-40-60	VINTAGE; 2-5/64, 1-3/16; Iron
QTY	ENGINE BEARINGS	YEARS	PART NO.	DESCRIPTION
1	Main Set	69-67	151M Std-10	Performance; 3/4 grooved
1	Main Set	69-67	4221M Std-10-20-30	VINTAGE; Overplated copper-lead alloy
1	Rod Set	69-67	8-7050CH Std-10-20	Performance
1	Rod Set	69-67	8-1555CPA Std-10-20-30-40	VINTAGE
8	Rod Pair	69-67	1555CPA Std-10-20-30-40	VINTAGE
1	Cam Set	69-67	1220M Std Only	
QTY	OIL PUMP	YEARS	PART NO.	DESCRIPTION
1	Oil Pump	69-67	224-43364S	High Pressure; 3/4" inlet tube; Incl. screen
1	Inter. Shaft	69-67	224-61236	
1	Screen Assy.	69-67	224-11236	3/4" inlet tube
QTY	GASKETS	YEARS	PART NO.	DESCRIPTION
1	Kit Gasket Set	69-68	260-1025	VINTAGE
1	Kit Gasket Set	67	260-1025	VINTAGE; Push rod cover gskt. not incl.
QTY	FREEZE PLUGS	YEARS	PART NO.	DESCRIPTION
1	Brass Block Plug Kit	69-67	381-8021	VINTAGE
1	Steel Block Plug Kit	69-67	381-4020	
1	Brass Deep Cup Freeze Plug	69-67	381-9010	0.938" Diameter
1	Brass Deep Cup Freeze Plug	69-67	381-9026	1.953" Diameter
1	Steel Deep Cup Freeze Plug	69-67	381-3077	0.906" Diameter
1	Steel Deep Cup Freeze Plug	69-67	381-3133	1.500" Diameter, 0.375" Height

(continued on next page)

GM Car (Incl. Buick, Cad., Chev., Olds., Pontiac)

660 428 7.0L (7014cc) OHV V8 (16 Valve) (Pontiac), 4.121" Bore (GMC Eng.), 4 Bbl. 1969-1967
(cont.)

QTY	FREEZE PLUGS (cont.)	YEARS	PART NO.	DESCRIPTION
1	Steel Deep Cup Freeze Plug	69-67	381-3054	19/32" Diameter
1	Steel Deep Cup Freeze Plug	69-67	381-3112	2.063" Diameter
1	Steel Deep Cup Freeze Plug	69-67	381-3131	2.094" Diameter

661 429 7.0L (7031cc) OHV V8 (16 Valve) (Cadillac), 4.125" Bore (GMC Eng.), 4 Bbl. "VIN 5" 1965

QTY	TIMING	YEARS	PART NO.	DESCRIPTION
1	Timing Chain	65	222-489	VINTAGE; 46 Links
1	Crank Sprocket	65	223-337	VINTAGE; 18 Teeth
QTY	CAMSHAFT/LIFTER	YEARS	PART NO.	DESCRIPTION
16	Lifter	65	HT-896 Std Only	VINTAGE; Hyd.
16	Lifter, Bulk	65	HT-896B Std Only	VINTAGE; Hyd.; Carton of 126
QTY	PUSH ROD	YEARS	PART NO.	DESCRIPTION
16	Push Rod	65	RP-3100 Std Only	VINTAGE; 9.1300" O.A.L.
QTY	VALVE	YEARS	PART NO.	DESCRIPTION
8	Exhaust	65	V-1712 Std Only	VINTAGE; From Eng. No. 113901; 1.5000" Head Dia., 0.3417" Stem Dia., 4.8150" O.A.L.
8	Exhaust	65	V-1366 Std Only	VINTAGE; To Eng. No. 113900; 1.5000" Head Dia., 0.3419" Stem Dia., 4.8248" O.A.L.
8	Intake	65	V-1713 Std Only	VINTAGE; From Eng. No. 113901; 1.8750" Head Dia., 0.3420" Stem Dia., 4.8020" O.A.L.
8	Intake	65	V-1367 Std Only	VINTAGE; To Eng. No. 113900; 1.8750" Head Dia., 0.3420" Stem Dia., 4.7990" O.A.L.
QTY	VALVE GUIDE	YEARS	PART NO.	DESCRIPTION
16	Guide	65	VG-503 Std Only	VINTAGE; 0.3450" ID, 2.2660" O.A.L
QTY	VALVE SPRING	YEARS	PART NO.	DESCRIPTION
16	Spring	65	VS-485 Std Only	2.2500" Free Height
QTY	VALVE SEAL	YEARS	PART NO.	DESCRIPTION
16	Valve Stem Seal	65	ST-2092 Std Only	Positive type, Metal Clad; (RBB) Rubber
16	Valve Stem Seal	65	ST-2003 Std Only	Positive type; Installation requires valve guide machining; (RBB) Rubber
16	Valve Stem Seal Bulk	65	ST-2003BC Std Only	Positive type; Installation requires valve guide machining; Carton of 100; (RBB) Rubber
QTY	VALVE SEAT	YEARS	PART NO.	DESCRIPTION
8	Seat	65	245-1937-1 Std Only	Loc. Int.; 1.9425" OD, 1.6875" ID, 0.2480" Depth
8	Seat	65	245-1625-4 Std Only	VINTAGE; Loc. Exh.; 1.6305" OD, 1.3120" ID, 0.2175" Depth
QTY	VALVE, MISC	YEARS	PART NO.	DESCRIPTION
32	Keeper	65	VK-115A Std Only	1 groove; Square cut key groove; Carton pack 24
32	Keeper	65	VK-115 Std Only	1 groove; Square cut key groove; Carton pack 32
32	Keeper	65	VK-115R Std Only	1 groove; Square cut key groove; Hardened
32	Keeper, Bulk	65	VK-115B Std Only	1 groove; Square cut key groove; Carton of 1000
16	Spring Insert	65	259-203C Std Only	.015"; Carton of 100
16	Spring Insert	65	259-203B Std Only	.030"; Carton of 100
16	Spring Insert	65	259-203BRS Std Only	.030"; Carton of 500
16	Spring Insert	65	259-203A Std Only	.060"; Carton of 100
16	Spring Insert	65	259-203ARS Std Only	.060"; Carton of 500
QTY	RINGS	YEARS	PART NO.	DESCRIPTION
1	Standard Set	65	E-570X Std Only	VINTAGE; 2-1/16, 1-1/8; Iron
QTY	ENGINE BEARINGS	YEARS	PART NO.	DESCRIPTION
1	Main Set	65	4419M Std-10-20-30	VINTAGE
1	Rod Set	65	8-2120CP Std-10-20	VINTAGE
8	Rod Pair	65	2120CP Std-10-20-30	VINTAGE
1	Cam Set	65	1216M Std Only	
QTY	FREEZE PLUGS	YEARS	PART NO.	DESCRIPTION
1	Brass Block Plug Kit	65	381-8004	
1	Brass Deep Cup Freeze Plug	65	381-9031	1.750" Diameter
1	Steel Deep Cup Freeze Plug	65	381-3054	19/32" Diameter
1	Steel Shallow Cup Freeze Plug	65	381-2066	2.000" Diameter

662 429 7.0L (7031cc) OHV V8 (16 Valve) (Cadillac), 4.125" Bore (GMC Eng.), 4 Bbl. "VIN 6" 1966

QTY	TIMING	YEARS	PART NO.	DESCRIPTION
1	Timing Chain	66	222-499	Use w/.405" tooth width sprocket; 46 Links
1	Cam Sprocket	66	223-404	36 Teeth
QTY	CAMSHAFT/LIFTER	YEARS	PART NO.	DESCRIPTION
16	Lifter	66	HT-896 Std Only	VINTAGE; Hyd.
16	Lifter, Bulk	66	HT-896B Std Only	VINTAGE; Hyd.; Carton of 126

(continued on next page)

GM Car (Incl. Buick, Cad., Chev., Olds., Pontiac)

429 7.0L (7031cc) OHV V8 (16 Valve) (Cadillac), 4.125" Bore (GMC Eng.), 4 Bbl. "VIN 6" 1966 662
(cont.)

	QTY	PART NO.	YEARS	DESCRIPTION
VALVE TRAIN	16	PUSH ROD Push Rod	66	PART NO. RP-3100 Std Only VINTAGE; 9.1300" O.A.L.
	8	VALVE Exhaust	66	PART NO. V-1712 Std Only VINTAGE; 1.5000" Head Dia., 0.3417" Stem Dia., 4.8150" O.A.L.
	8	Intake	66	V-1713 Std Only VINTAGE; 1.8750" Head Dia., 0.3420" Stem Dia., 4.8020" O.A.L.
	16	VALVE GUIDE Guide	66	PART NO. VG-503 Std Only VINTAGE; 0.3450" ID, 2.2660" O.A.L.
	16	VALVE SPRING Spring	66	PART NO. VS-485 Std Only 2.2500" Free Height
	16	VALVE SEAL Valve Stem Seal	66	PART NO. ST-2092 Std Only Positive type, Metal Clad; (RBB) Rubber
	16	Valve Stem Seal	66	ST-2003 Std Only Positive type; Installation requires valve guide machining; (RBB) Rubber
	16	Valve Stem Seal Bulk	66	ST-2003BC Std Only Positive type; Installation requires valve guide machining; Carton of 100; (RBB) Rubber
	8	VALVE SEAT Seat	66	PART NO. 245-1937-1 Std Only Loc. Int.; 1.9425" OD, 1.6875" ID, 0.2480" Depth
	8	Seat	66	245-1625-4 Std Only VINTAGE; Loc. Exh.; 1.6305" OD, 1.3120" ID, 0.2175" Depth
	32	VALVE, MISC Keeper	66	PART NO. VK-115A Std Only 1 groove; Square cut key groove; Carton pack 24
	32	Keeper	66	VK-115 Std Only 1 groove; Square cut key groove; Carton pack 32
	32	Keeper	66	VK-115R Std Only 1 groove; Square cut key groove; Hardened
	32	Keeper, Bulk	66	VK-115B Std Only 1 groove; Square cut key groove; Carton of 1000
	16	Spring Insert	66	259-203C Std Only .015"; Carton of 100
	16	Spring Insert	66	259-203B Std Only .030"; Carton of 100
16	Spring Insert	66	259-203BRS Std Only .030"; Carton of 500	
16	Spring Insert	66	259-203A Std Only .060"; Carton of 100	
16	Spring Insert	66	259-203ARS Std Only .060"; Carton of 500	
BLOCK	1	RINGS Standard Set	66	PART NO. E-257X 30 30 VINTAGE; 2-1/16, 1-3/16; Iron
	1	ENGINE BEARINGS Main Set	66	PART NO. 4419M Std-10-20-30 VINTAGE
	1	Rod Set	66	8-2120CP Std-10-20 VINTAGE
	8	Rod Pair	66	2120CP Std-10-20-30 VINTAGE
	1	Cam Set	66	1216M Std Only
	1	OIL PUMP Pump Repair Kit	66	PART NO. 224-5127 VINTAGE
	1	FREEZE PLUGS Brass Block Plug Kit	66	PART NO. 381-8004 DESCRIPTION
1	Brass Deep Cup Freeze Plug	66	381-9031 1.750" Diameter	
1	Steel Deep Cup Freeze Plug	66	381-3054 19/32" Diameter	
1	Steel Shallow Cup Freeze Plug	66	381-2066 2.000" Diameter	

429 7.0L (7031cc) OHV V8 (16 Valve) (Cadillac), 4.125" Bore (GMC Eng.), 4 Bbl. "VIN 7" 1967 663

	QTY	PART NO.	YEARS	DESCRIPTION
VALVE TRAIN	1	TIMING Timing Chain	67	PART NO. 222-499 Use w/.405" tooth width sprocket; 46 Links
	1	Cam Sprocket	67	223-404 36 Teeth
	16	CAMSHAFT/LIFTER Lifter	67	PART NO. HT-969 Std Only Hyd.; w/.440" wide oil groove
	16	Lifter, Bulk	67	HT-969B Std Only Hyd.; Carton of 128
	16	PUSH ROD Push Rod	67	PART NO. RP-3175 Std Only VINTAGE; 9.1080" O.A.L.
	8	VALVE Exhaust	67	PART NO. V-1712 Std Only VINTAGE; 1.5000" Head Dia., 0.3417" Stem Dia., 4.8150" O.A.L.
	8	Intake	67	V-1713 Std Only VINTAGE; 1.8750" Head Dia., 0.3420" Stem Dia., 4.8020" O.A.L.
	16	VALVE GUIDE Guide	67	PART NO. VG-503 Std Only VINTAGE; 0.3450" ID, 2.2660" O.A.L.
	16	VALVE SPRING Spring	67	PART NO. VS-485 Std Only 2.2500" Free Height
	16	VALVE SEAL Valve Stem Seal	67	PART NO. ST-2092 Std Only Positive type, Metal Clad; (RBB) Rubber

(continued on next page)

GM Car (Incl. Buick, Cad., Chev., Olds., Pontiac)

663 429 7.0L (7031cc) OHV V8 (16 Valve) (Cadillac), 4.125" Bore (GMC Eng.), 4 Bbl. "VIN 7" 1967
(cont.)

VALVE TRAIN	QTY	VALVE SEAL (cont.)	YEARS	PART NO.	DESCRIPTION	VALVE TRAIN
	16	Valve Stem Seal	67	ST-2003 Std Only	Positive type; Installation requires valve guide machining; (RBB) Rubber	
	16	Valve Stem Seal Bulk	67	ST-2003BC Std Only	Positive type; Installation requires valve guide machining; Carton of 100; (RBB) Rubber	
	8	Seat	67	245-1937-1 Std Only	Loc. Int.; 1.9425" OD, 1.6875" ID, 0.2480" Depth	
	8	Seat	67	245-1625-4 Std Only	VINTAGE; Loc. Exh.; 1.6305" OD, 1.3120" ID, 0.2175" Depth	
	32	Keeper	67	VK-115A Std Only	1 groove; Square cut key groove; Carton pack 24	
	32	Keeper	67	VK-115 Std Only	1 groove; Square cut key groove; Carton pack 32	
	32	Keeper	67	VK-115R Std Only	1 groove; Square cut key groove; Hardened	
	32	Keeper, Bulk	67	VK-115B Std Only	1 groove; Square cut key groove; Carton of 1000	
	16	Spring Insert	67	259-203C Std Only	.015"; Carton of 100	
	16	Spring Insert	67	259-203B Std Only	.030"; Carton of 100	
	16	Spring Insert	67	259-203BRS Std Only	.030"; Carton of 500	
	16	Spring Insert	67	259-203A Std Only	.060"; Carton of 100	
	16	Spring Insert	67	259-203ARS Std Only	.060"; Carton of 500	
	1	RINGS	YEARS	PART NO.	DESCRIPTION	
	1	Standard Set	67	E-257X 30 30	VINTAGE; 2-1/16, 1-3/16; Iron	
	1	ENGINE BEARINGS	YEARS	PART NO.	DESCRIPTION	
	1	Main Set	67	4419M Std-10-20-30	VINTAGE	
	1	Rod Set	67	8-2120CP Std-10-20	VINTAGE	
	8	Rod Pair	67	2120CP Std-10-20-30	VINTAGE	
	1	Cam Set	67	1216M Std Only		
	1	OIL PUMP	YEARS	PART NO.	DESCRIPTION	
	1	Pump Repair Kit	67	224-5127	VINTAGE	
	1	FREEZE PLUGS	YEARS	PART NO.	DESCRIPTION	
	1	Brass Block Plug Kit	67	381-8004		
	1	Brass Deep Cup Freeze Plug	67	381-9031	1.750" Diameter	
	1	Steel Deep Cup Freeze Plug	67	381-3054	19/32" Diameter	
	1	Steel Shallow Cup Freeze Plug	67	381-2066	2.000" Diameter	

664 429 7.0L (7031cc) OHV V8 (16 Valve) (Cadillac), 4.125" Bore (GMC Eng.), 4 Bbl. "Eng. Code 44K" 1964

VALVE TRAIN	QTY	TIMING	YEARS	PART NO.	DESCRIPTION	VALVE TRAIN
	1	Timing Chain	64	222-489	VINTAGE; 46 Links	
	1	Crank Sprocket	64	223-337	VINTAGE; 18 Teeth	
	16	CAMSHAFT/LIFTER	YEARS	PART NO.	DESCRIPTION	
	16	Lifter	64	HT-896 Std Only	VINTAGE; Hyd.	
	16	Lifter, Bulk	64	HT-896B Std Only	VINTAGE; Hyd.; Carton of 126	
	16	PUSH ROD	YEARS	PART NO.	DESCRIPTION	
	16	Push Rod	64	RP-3100 Std Only	VINTAGE; 9.1300" O.A.L.	
	8	VALVE	YEARS	PART NO.	DESCRIPTION	
	8	Exhaust	64	V-1366 Std Only	VINTAGE; 1.5000" Head Dia., 0.3419" Stem Dia., 4.8248" O.A.L.	
	8	Intake	64	V-1367 Std Only	VINTAGE; 1.8750" Head Dia., 0.3420" Stem Dia., 4.7990" O.A.L.	
	16	VALVE GUIDE	YEARS	PART NO.	DESCRIPTION	
	16	Guide	64	VG-503 Std Only	VINTAGE; 0.3450" ID, 2.2660" O.A.L.	
	16	VALVE SPRING	YEARS	PART NO.	DESCRIPTION	
	16	Spring	64	VS-485 Std Only	2.2500" Free Height	
	16	VALVE SEAL	YEARS	PART NO.	DESCRIPTION	
	16	Valve Stem Seal	64	ST-2092 Std Only	Positive type, Metal Clad; (RBB) Rubber	
	16	Valve Stem Seal	64	ST-2003 Std Only	Positive type; Installation requires valve guide machining; (RBB) Rubber	
	16	Valve Stem Seal Bulk	64	ST-2003BC Std Only	Positive type; Installation requires valve guide machining; Carton of 100; (RBB) Rubber	
	8	VALVE SEAT	YEARS	PART NO.	DESCRIPTION	
	8	Seat	64	245-1937-1 Std Only	Loc. Int.; 1.9425" OD, 1.6875" ID, 0.2480" Depth	
	8	Seat	64	245-1625-4 Std Only	VINTAGE; Loc. Exh.; 1.6305" OD, 1.3120" ID, 0.2175" Depth	
	32	VALVE, MISC	YEARS	PART NO.	DESCRIPTION	
	32	Keeper	64	VK-115A Std Only	1 groove; Square cut key groove; Carton pack 24	
	32	Keeper	64	VK-115 Std Only	1 groove; Square cut key groove; Carton pack 32	
	32	Keeper	64	VK-115R Std Only	1 groove; Square cut key groove; Hardened	
	32	Keeper, Bulk	64	VK-115B Std Only	1 groove; Square cut key groove; Carton of 1000	

(continued on next page)

GM Car (Incl. Buick, Cad., Chev., Olds., Pontiac)

429 7.0L (7031cc) OHV V8 (16 Valve) (Cadillac), 4.125" Bore (GMC Eng.), 4 Bbl. "Eng. Code 44K" 1964 664
(cont.)

	QTY	VALVE, MISC (cont.)	YEARS	PART NO.	DESCRIPTION
BLOCK	16	Spring Insert	64	259-203C Std Only	.015"; Carton of 100
	16	Spring Insert	64	259-203B Std Only	.030"; Carton of 100
	16	Spring Insert	64	259-203BRS Std Only	.030"; Carton of 500
	16	Spring Insert	64	259-203A Std Only	.060"; Carton of 100
	16	Spring Insert	64	259-203ARS Std Only	.060"; Carton of 500
BLOCK	1	RINGS Standard Set	64	E-570X Std Only	VINTAGE; 2-1/16, 1-1/8; Iron
	1	ENGINE BEARINGS Main Set	64	4419M Std-10-20-30	VINTAGE
	1	Rod Set	64	8-2120CP Std-10-20	VINTAGE
	8	Rod Pair	64	2120CP Std-10-20-30	VINTAGE
	1	Cam Set	64	1216M Std Only	
	1	FREEZE PLUGS Brass Block Plug Kit	64	381-8004	
	1	Brass Deep Cup Freeze Plug	64	381-9031	1.750" Diameter
	1	Steel Deep Cup Freeze Plug	64	381-3054	19/32" Diameter
	1	Steel Shallow Cup Freeze Plug	64	381-2066	2.000" Diameter

429 7.0L (7031cc) OHV V8 (16 Valve) (Cadillac), 4.125" Bore (GMC Eng.), 4 Bbl. "Eng. Code 44X" 1964 665

	QTY	TIMING	YEARS	PART NO.	DESCRIPTION
VALVE TRAIN	1	Timing Chain	64	222-489	VINTAGE; 46 Links
	1	Crank Sprocket	64	223-337	VINTAGE; 18 Teeth
	16	CAMSHAFT/LIFTER Lifter	64	HT-896 Std Only	VINTAGE; Hyd.
	16	Lifter, Bulk	64	HT-896B Std Only	VINTAGE; Hyd.; Carton of 126
	16	PUSH ROD Push Rod	64	RP-3100 Std Only	VINTAGE; 9.1300" O.A.L.
	8	VALVE Exhaust	64	V-1366 Std Only	VINTAGE; 1.5000" Head Dia., 0.3419" Stem Dia., 4.8248" O.A.L.
	8	Intake	64	V-1367 Std Only	VINTAGE; 1.8750" Head Dia., 0.3420" Stem Dia., 4.7990" O.A.L.
	16	VALVE GUIDE Guide	64	VG-503 Std Only	VINTAGE; 0.3450" ID, 2.2660" O.A.L.
	16	VALVE SPRING Spring	64	VS-485 Std Only	2.2500" Free Height
	16	VALVE SEAL Valve Stem Seal	64	ST-2092 Std Only	Positive type, Metal Clad; (RBB) Rubber
	16	Valve Stem Seal	64	ST-2003 Std Only	Positive type; Installation requires valve guide machining; (RBB) Rubber
	16	Valve Stem Seal Bulk	64	ST-2003BC Std Only	Positive type; Installation requires valve guide machining; Carton of 100; (RBB) Rubber
	8	VALVE SEAT Seat	64	245-1937-1 Std Only	Loc. Int.; 1.9425" OD, 1.6875" ID, 0.2480" Depth
	8	Seat	64	245-1625-4 Std Only	VINTAGE; Loc. Exh.; 1.6305" OD, 1.3120" ID, 0.2175" Depth
	32	VALVE, MISC Keeper	64	VK-115A Std Only	1 groove; Square cut key groove; Carton pack 24
	32	Keeper	64	VK-115 Std Only	1 groove; Square cut key groove; Carton pack 32
	32	Keeper	64	VK-115R Std Only	1 groove; Square cut key groove; Hardened
	32	Keeper, Bulk	64	VK-115B Std Only	1 groove; Square cut key groove; Carton of 1000
	16	Spring Insert	64	259-203C Std Only	.015"; Carton of 100
	16	Spring Insert	64	259-203B Std Only	.030"; Carton of 100
16	Spring Insert	64	259-203BRS Std Only	.030"; Carton of 500	
16	Spring Insert	64	259-203A Std Only	.060"; Carton of 100	
16	Spring Insert	64	259-203ARS Std Only	.060"; Carton of 500	
BLOCK	1	RINGS Standard Set	64	E-570X Std Only	VINTAGE; 2-1/16, 1-1/8; Iron
	1	ENGINE BEARINGS Main Set	64	4419M Std-10-20-30	VINTAGE
	1	Rod Set	64	8-2120CP Std-10-20	VINTAGE
	8	Rod Pair	64	2120CP Std-10-20-30	VINTAGE
	1	Cam Set	64	1216M Std Only	
	1	FREEZE PLUGS Brass Block Plug Kit	64	381-8004	
	1	Brass Deep Cup Freeze Plug	64	381-9031	1.750" Diameter

(continued on next page)

GM Car (Incl. Buick, Cad., Chev., Olds., Pontiac)

665 429 7.0L (7031cc) OHV V8 (16 Valve) (Cadillac), 4.125" Bore (GMC Eng.), 4 Bbl. "Eng. Code 44X" 1964
(cont.)

QTY	FREEZE PLUGS (cont.)	YEARS	PART NO.	DESCRIPTION
1	Steel Deep Cup Freeze Plug	64	381-3054	19/32" Diameter
1	Steel Shallow Cup Freeze Plug	64	381-2066	2.000" Diameter

666 429 7.0L (7031cc) OHV V8 (16 Valve) (Cadillac), 4.125" Bore (GMC Eng.), 4 Bbl. "Eng. Code 46K" 1964

QTY	TIMING	YEARS	PART NO.	DESCRIPTION
1	Timing Chain	64	222-489	VINTAGE; 46 Links
1	Crank Sprocket	64	223-337	VINTAGE; 18 Teeth
QTY	CAMSHAFT/LIFTER	YEARS	PART NO.	DESCRIPTION
16	Lifter	64	HT-896 Std Only	VINTAGE; Hyd.
16	Lifter, Bulk	64	HT-896B Std Only	VINTAGE; Hyd.; Carton of 126
QTY	PUSH ROD	YEARS	PART NO.	DESCRIPTION
16	Push Rod	64	RP-3100 Std Only	VINTAGE; 9.1300" O.A.L.
QTY	VALVE	YEARS	PART NO.	DESCRIPTION
8	Exhaust	64	V-1366 Std Only	VINTAGE; 1.5000" Head Dia., 0.3419" Stem Dia., 4.8248" O.A.L.
8	Intake	64	V-1367 Std Only	VINTAGE; 1.8750" Head Dia., 0.3420" Stem Dia., 4.7990" O.A.L.
QTY	VALVE GUIDE	YEARS	PART NO.	DESCRIPTION
16	Guide	64	VG-503 Std Only	VINTAGE; 0.3450" ID, 2.2660" O.A.L.
QTY	VALVE SPRING	YEARS	PART NO.	DESCRIPTION
16	Spring	64	VS-485 Std Only	2.2500" Free Height
QTY	VALVE SEAL	YEARS	PART NO.	DESCRIPTION
16	Valve Stem Seal	64	ST-2092 Std Only	Positive type, Metal Clad; (RBB) Rubber
16	Valve Stem Seal	64	ST-2003 Std Only	Positive type; Installation requires valve guide machining; (RBB) Rubber
16	Valve Stem Seal Bulk	64	ST-2003BC Std Only	Positive type; Installation requires valve guide machining; Carton of 100; (RBB) Rubber
QTY	VALVE SEAT	YEARS	PART NO.	DESCRIPTION
8	Seat	64	245-1937-1 Std Only	Loc. Int.; 1.9425" OD, 1.6875" ID, 0.2480" Depth
8	Seat	64	245-1625-4 Std Only	VINTAGE; Loc. Exh.; 1.6305" OD, 1.3120" ID, 0.2175" Depth
QTY	VALVE, MISC	YEARS	PART NO.	DESCRIPTION
32	Keeper	64	VK-115A Std Only	1 groove; Square cut key groove; Carton pack 24
32	Keeper	64	VK-115 Std Only	1 groove; Square cut key groove; Carton pack 32
32	Keeper	64	VK-115R Std Only	1 groove; Square cut key groove; Hardened
32	Keeper, Bulk	64	VK-115B Std Only	1 groove; Square cut key groove; Carton of 1000
16	Spring Insert	64	259-203C Std Only	.015"; Carton of 100
16	Spring Insert	64	259-203B Std Only	.030"; Carton of 100
16	Spring Insert	64	259-203BRS Std Only	.030"; Carton of 500
16	Spring Insert	64	259-203A Std Only	.060"; Carton of 100
16	Spring Insert	64	259-203ARS Std Only	.060"; Carton of 500
QTY	RINGS	YEARS	PART NO.	DESCRIPTION
1	Standard Set	64	E-570X Std Only	VINTAGE; 2-1/16, 1-1/8; Iron
QTY	ENGINE BEARINGS	YEARS	PART NO.	DESCRIPTION
1	Main Set	64	4419M Std-10-20-30	VINTAGE
1	Rod Set	64	8-2120CP Std-10-20	VINTAGE
8	Rod Pair	64	2120CP Std-10-20-30	VINTAGE
1	Cam Set	64	1216M Std Only	
QTY	FREEZE PLUGS	YEARS	PART NO.	DESCRIPTION
1	Brass Block Plug Kit	64	381-8004	
1	Brass Deep Cup Freeze Plug	64	381-9031	1.750" Diameter
1	Steel Deep Cup Freeze Plug	64	381-3054	19/32" Diameter
1	Steel Shallow Cup Freeze Plug	64	381-2066	2.000" Diameter

667 429 7.0L (7031cc) OHV V8 (16 Valve) (Cadillac), 4.125" Bore (GMC Eng.), 4 Bbl. "Eng. Code 46X" 1964

QTY	TIMING	YEARS	PART NO.	DESCRIPTION
1	Timing Chain	64	222-489	VINTAGE; 46 Links
1	Crank Sprocket	64	223-337	VINTAGE; 18 Teeth
QTY	CAMSHAFT/LIFTER	YEARS	PART NO.	DESCRIPTION
16	Lifter	64	HT-896 Std Only	VINTAGE; Hyd.
16	Lifter, Bulk	64	HT-896B Std Only	VINTAGE; Hyd.; Carton of 126
QTY	PUSH ROD	YEARS	PART NO.	DESCRIPTION
16	Push Rod	64	RP-3100 Std Only	VINTAGE; 9.1300" O.A.L.
QTY	VALVE	YEARS	PART NO.	DESCRIPTION
8	Exhaust	64	V-1366 Std Only	VINTAGE; 1.5000" Head Dia., 0.3419" Stem Dia., 4.8248" O.A.L.

(continued on next page)

GM Car (Incl. Buick, Cad., Chev., Olds., Pontiac)

429 7.0L (7031cc) OHV V8 (16 Valve) (Cadillac), 4.125" Bore (GMC Eng.), 4 Bbl. "Eng. Code 46X" 1964 667
(cont.)

	QTY	VALVE (cont.)	YEARS	PART NO.	DESCRIPTION
VALVE TRAIN	8	Intake	64	V-1367 Std Only	VINTAGE; 1.8750" Head Dia., 0.3420" Stem Dia., 4.7990" O.A.L.
	16	VALVE GUIDE Guide	64	VG-503 Std Only	VINTAGE; 0.3450" ID, 2.2660" O.A.L
	16	VALVE SPRING Spring	64	VS-485 Std Only	2.2500" Free Height
	16	VALVE SEAL	64	ST-2092 Std Only	Positive type, Metal Clad; (RBB) Rubber
	16	Valve Stem Seal	64	ST-2003 Std Only	Positive type; Installation requires valve guide machining; (RBB) Rubber
	16	Valve Stem Seal Bulk	64	ST-2003BC Std Only	Positive type; Installation requires valve guide machining; Carton of 100; (RBB) Rubber
	8	VALVE SEAT Seat	64	245-1937-1 Std Only	Loc. Int.; 1.9425" OD, 1.6875" ID, 0.2480" Depth
	8	Seat	64	245-1625-4 Std Only	VINTAGE; Loc. Exh.; 1.6305" OD, 1.3120" ID, 0.2175" Depth
	32	VALVE, MISC Keeper	64	VK-115A Std Only	1 groove; Square cut key groove; Carton pack 24
	32	Keeper	64	VK-115 Std Only	1 groove; Square cut key groove; Carton pack 32
32	Keeper	64	VK-115R Std Only	1 groove; Square cut key groove; Hardened	
32	Keeper, Bulk	64	VK-115B Std Only	1 groove; Square cut key groove; Carton of 1000	
16	Spring Insert	64	259-203C Std Only	.015"; Carton of 100	
16	Spring Insert	64	259-203B Std Only	.030"; Carton of 100	
16	Spring Insert	64	259-203BRS Std Only	.030"; Carton of 500	
16	Spring Insert	64	259-203A Std Only	.060"; Carton of 100	
16	Spring Insert	64	259-203ARS Std Only	.060"; Carton of 500	
BLOCK	1	RINGS Standard Set	64	E-570X Std Only	VINTAGE; 2-1/16, 1-1/8; Iron
	1	ENGINE BEARINGS Main Set	64	4419M Std-10-20-30	VINTAGE
	1	Rod Set	64	8-2120CP Std-10-20	VINTAGE
	8	Rod Pair	64	2120CP Std-10-20-30	VINTAGE
	1	Cam Set	64	1216M Std Only	
	1	FREEZE PLUGS Brass Block Plug Kit	64	381-8004	
	1	Brass Deep Cup Freeze Plug	64	381-9031	1.750" Diameter
1	Steel Deep Cup Freeze Plug	64	381-3054	19/32" Diameter	
1	Steel Shallow Cup Freeze Plug	64	381-2066	2.000" Diameter	

429 7.0L (7031cc) OHV V8 (16 Valve) (Cadillac), 4.125" Bore (GMC Eng.), 4 Bbl. "Eng. Code 47K" 1964 668

	QTY	TIMING	YEARS	PART NO.	DESCRIPTION
VALVE TRAIN	1	Timing Chain	64	222-489	VINTAGE; 46 Links
	1	Crank Sprocket	64	223-337	VINTAGE; 18 Teeth
	16	CAMSHAFT/LIFTER Lifter	64	HT-896 Std Only	VINTAGE; Hyd.
	16	Lifter, Bulk	64	HT-896B Std Only	VINTAGE; Hyd.; Carton of 126
	16	PUSH ROD Push Rod	64	RP-3100 Std Only	VINTAGE; 9.1300" O.A.L.
	8	VALVE Exhaust	64	V-1366 Std Only	VINTAGE; 1.5000" Head Dia., 0.3419" Stem Dia., 4.8248" O.A.L.
	8	Intake	64	V-1367 Std Only	VINTAGE; 1.8750" Head Dia., 0.3420" Stem Dia., 4.7990" O.A.L.
	16	VALVE GUIDE Guide	64	VG-503 Std Only	VINTAGE; 0.3450" ID, 2.2660" O.A.L
	16	VALVE SPRING Spring	64	VS-485 Std Only	2.2500" Free Height
	16	VALVE SEAL	64	ST-2092 Std Only	Positive type, Metal Clad; (RBB) Rubber
16	Valve Stem Seal	64	ST-2003 Std Only	Positive type; Installation requires valve guide machining; (RBB) Rubber	
16	Valve Stem Seal Bulk	64	ST-2003BC Std Only	Positive type; Installation requires valve guide machining; Carton of 100; (RBB) Rubber	
8	VALVE SEAT Seat	64	245-1937-1 Std Only	Loc. Int.; 1.9425" OD, 1.6875" ID, 0.2480" Depth	

(continued on next page)

GM Car (Incl. Buick, Cad., Chev., Olds., Pontiac)

668 429 7.0L (7031cc) OHV V8 (16 Valve) (Cadillac), 4.125" Bore (GMC Eng.), 4 Bbl. "Eng. Code 47K" 1964
(cont.)

QTY	VALVE SEAT (cont.)	YEARS	PART NO.	DESCRIPTION
8	Seat	64	245-1625-4 Std Only	VINTAGE; Loc. Exh.; 1.6305" OD, 1.3120" ID, 0.2175" Depth
QTY	VALVE, MISC	YEARS	PART NO.	DESCRIPTION
32	Keeper	64	VK-115A Std Only	1 groove; Square cut key groove; Carton pack 24
32	Keeper	64	VK-115 Std Only	1 groove; Square cut key groove; Carton pack 32
32	Keeper	64	VK-115R Std Only	1 groove; Square cut key groove; Hardened
32	Keeper, Bulk	64	VK-115B Std Only	1 groove; Square cut key groove; Carton of 1000
16	Spring Insert	64	259-203C Std Only	.015"; Carton of 100
16	Spring Insert	64	259-203B Std Only	.030"; Carton of 100
16	Spring Insert	64	259-203BRS Std Only	.030"; Carton of 500
16	Spring Insert	64	259-203A Std Only	.060"; Carton of 100
16	Spring Insert	64	259-203ARS Std Only	.060"; Carton of 500
QTY	RINGS	YEARS	PART NO.	DESCRIPTION
1	Standard Set	64	E-570X Std Only	VINTAGE; 2-1/16, 1-1/8; Iron
QTY	ENGINE BEARINGS	YEARS	PART NO.	DESCRIPTION
1	Main Set	64	4419M Std-10-20-30	VINTAGE
1	Rod Set	64	8-2120CP Std-10-20	VINTAGE
8	Rod Pair	64	2120CP Std-10-20-30	VINTAGE
1	Cam Set	64	1216M Std Only	
QTY	FREEZE PLUGS	YEARS	PART NO.	DESCRIPTION
1	Brass Block Plug Kit	64	381-8004	
1	Brass Deep Cup Freeze Plug	64	381-9031	1.750" Diameter
1	Steel Deep Cup Freeze Plug	64	381-3054	19/32" Diameter
1	Steel Shallow Cup Freeze Plug	64	381-2066	2.000" Diameter

669 429 7.0L (7031cc) OHV V8 (16 Valve) (Cadillac), 4.125" Bore (GMC Eng.), 4 Bbl. "Eng. Code 47X" 1964

QTY	TIMING	YEARS	PART NO.	DESCRIPTION
1	Timing Chain	64	222-489	VINTAGE; 46 Links
1	Crank Sprocket	64	223-337	VINTAGE; 18 Teeth
QTY	CAMSHAFT/LIFTER	YEARS	PART NO.	DESCRIPTION
16	Lifter	64	HT-896 Std Only	VINTAGE; Hyd.
16	Lifter, Bulk	64	HT-896B Std Only	VINTAGE; Hyd.; Carton of 126
QTY	PUSH ROD	YEARS	PART NO.	DESCRIPTION
16	Push Rod	64	RP-3100 Std Only	VINTAGE; 9.1300" O.A.L.
QTY	VALVE	YEARS	PART NO.	DESCRIPTION
8	Exhaust	64	V-1366 Std Only	VINTAGE; 1.5000" Head Dia., 0.3419" Stem Dia., 4.8248" O.A.L.
8	Intake	64	V-1367 Std Only	VINTAGE; 1.8750" Head Dia., 0.3420" Stem Dia., 4.7990" O.A.L.
QTY	VALVE GUIDE	YEARS	PART NO.	DESCRIPTION
16	Guide	64	VG-503 Std Only	VINTAGE; 0.3450" ID, 2.2660" O.A.L.
QTY	VALVE SPRING	YEARS	PART NO.	DESCRIPTION
16	Spring	64	VS-485 Std Only	2.2500" Free Height
QTY	VALVE SEAL	YEARS	PART NO.	DESCRIPTION
16	Valve Stem Seal	64	ST-2092 Std Only	Positive type, Metal Clad; (RBB) Rubber
16	Valve Stem Seal	64	ST-2003 Std Only	Positive type; Installation requires valve guide machining; (RBB) Rubber
16	Valve Stem Seal Bulk	64	ST-2003BC Std Only	Positive type; Installation requires valve guide machining; Carton of 100; (RBB) Rubber
QTY	VALVE SEAT	YEARS	PART NO.	DESCRIPTION
8	Seat	64	245-1937-1 Std Only	Loc. Int.; 1.9425" OD, 1.6875" ID, 0.2480" Depth
8	Seat	64	245-1625-4 Std Only	VINTAGE; Loc. Exh.; 1.6305" OD, 1.3120" ID, 0.2175" Depth
QTY	VALVE, MISC	YEARS	PART NO.	DESCRIPTION
32	Keeper	64	VK-115A Std Only	1 groove; Square cut key groove; Carton pack 24
32	Keeper	64	VK-115 Std Only	1 groove; Square cut key groove; Carton pack 32
32	Keeper	64	VK-115R Std Only	1 groove; Square cut key groove; Hardened
32	Keeper, Bulk	64	VK-115B Std Only	1 groove; Square cut key groove; Carton of 1000
16	Spring Insert	64	259-203C Std Only	.015"; Carton of 100
16	Spring Insert	64	259-203B Std Only	.030"; Carton of 100
16	Spring Insert	64	259-203BRS Std Only	.030"; Carton of 500
16	Spring Insert	64	259-203A Std Only	.060"; Carton of 100
16	Spring Insert	64	259-203ARS Std Only	.060"; Carton of 500
QTY	RINGS	YEARS	PART NO.	DESCRIPTION
1	Standard Set	64	E-570X Std Only	VINTAGE; 2-1/16, 1-1/8; Iron

(continued on next page)

GM Car (Incl. Buick, Cad., Chev., Olds., Pontiac)

429 7.0L (7031cc) OHV V8 (16 Valve) (Cadillac), 4.125" Bore (GMC Eng.), 4 Bbl. "Eng. Code 47X" 1964 669
(cont.)

BLOCK	QTY	ENGINE BEARINGS	YEARS	PART NO.	DESCRIPTION	BLOCK
	1	Main Set	64	4419M Std-10-20-30	VINTAGE	
	1	Rod Set	64	8-2120CP Std-10-20	VINTAGE	
	8	Rod Pair	64	2120CP Std-10-20-30	VINTAGE	
	1	Cam Set	64	1216M Std Only		
BLOCK	QTY	FREEZE PLUGS	YEARS	PART NO.	DESCRIPTION	BLOCK
	1	Brass Block Plug Kit	64	381-8004		
	1	Brass Deep Cup Freeze Plug	64	381-9031	1.750" Diameter	
	1	Steel Deep Cup Freeze Plug	64	381-3054	19/32" Diameter	
	1	Steel Shallow Cup Freeze Plug	64	381-2066	2.000" Diameter	

430 7.0L (7047cc) OHV V8 (16 Valve) (Buick), 4.1875" Bore (GMC Eng.), 4 Bbl. "Eng. Code MD" 1967 670

VALVE TRAIN	QTY	TIMING	YEARS	PART NO.	DESCRIPTION	VALVE TRAIN
	1	3 Piece Set	67	KT3-498S	VINTAGE; 223-398 not sold separately	
	1	Timing Chain	67	222-498	48 Links	
VALVE TRAIN	QTY	CAMSHAFT/LIFTER	YEARS	PART NO.	DESCRIPTION	VALVE TRAIN
	1	Camshaft	67	CS-586	VINTAGE; Hydraulic, (050) Duration at .050 Lobe Lift, 225 Exh., 194 Int., 117 Degrees Lobe Separation	
	1	Prelube		55-403 Std Only	1.5 oz. packet	
	1	Prelube		55-400 Std Only	4 oz. bottle; 1.5 oz. packet No. 55-403 also avail.	
	16	Lifter	67	HT-969 Std Only	Use w/hollow push rods; Hyd.; w/.440" wide oil groove	
	16	Lifter	67	HT-896 Std Only	VINTAGE; Use w/solid push rods; Hyd.	
	16	Lifter, Bulk	67	HT-969B Std Only	Use w/hollow push rods; Hyd.; Carton of 128	
	16	Lifter, Bulk	67	HT-896B Std Only	VINTAGE; Use w/solid push rods; Hyd.; Carton of 126	
VALVE TRAIN	QTY	PUSH ROD	YEARS	PART NO.	DESCRIPTION	VALVE TRAIN
	16	Push Rod	67	RP-3202 Std Only	VINTAGE; 9.3550" O.A.L.	
VALVE TRAIN	QTY	VALVE	YEARS	PART NO.	DESCRIPTION	VALVE TRAIN
	8	Exhaust	67	V-1799 Std Only	VINTAGE; Chrome plated stem; 1.6250" Head Dia., 0.3725" Stem Dia., 5.1620" O.A.L.	
	8	Intake	67	V-1800 Std Only	VINTAGE; Chrome plated stem; 2.0000" Head Dia., 0.3725" Stem Dia., 5.1370" O.A.L.	
VALVE TRAIN	QTY	VALVE SPRING	YEARS	PART NO.	DESCRIPTION	VALVE TRAIN
	16	Spring	67	VS-712 Std Only	VINTAGE; Incl. damper; 2.2000" Free Height	
VALVE TRAIN	QTY	VALVE SEAL	YEARS	PART NO.	DESCRIPTION	VALVE TRAIN
	16	Valve Stem Seal	67	ST-2002 Std Only	Installation requires valve guide machining; (PLY) Polyacrylate	
	16	Valve Stem Seal Bulk	67	ST-2002BC Std Only	Positive type; Installation requires valve guide machining; Carton of 100; (PLY) Polyacrylate	
VALVE TRAIN	QTY	VALVE SEAT	YEARS	PART NO.	DESCRIPTION	VALVE TRAIN
	8	Seat	67	245-1750-2 Std Only	Loc. Exh.; 1.7550" OD, 1.5000" ID, 0.2160" Depth	
	8	Seat	67	245-1750-2N Std Only	Loc. Exh.; Premium Material; 1.7550" OD, 1.5000" ID, 0.2160" Depth	
	8	Seat	67	245-2125-2 Std Only	Loc. Int.; 2.1305" OD, 1.8750" ID, 0.2480" Depth	
VALVE TRAIN	QTY	VALVE, MISC	YEARS	PART NO.	DESCRIPTION	VALVE TRAIN
	32	Keeper	67	VK-97 Std Only	VINTAGE; 1 groove; Square cut key groove	
	16	Spring Insert	67	259-100A Std Only	.060"; Carton of 100	
	16	Spring Insert	67	259-100B Std Only	VINTAGE; .030"; Carton of 100	

BLOCK	QTY	PISTON	YEARS	PART NO.	DESCRIPTION	BLOCK
	8	Cast Piston	67	368P Std-30-40-60	VINTAGE; Cast; .9997" Pin Dia.; 2 Rings 5/64 Groove, 1 Ring 3/16 Groove, 1.947 CD, Recessed Head .090 deep x 3.500 dia. - 9.9:1 C.R.	
	8	Cast Piston - Individual	67	W368P Std-30-40-60	VINTAGE; Cast; .9997" Pin Dia.; 2 Rings 5/64 Groove, 1 Ring 3/16 Groove, 1.947 CD, Recessed Head .090 deep x 3.500 dia. - 9.9:1 C.R.	
BLOCK	QTY	RINGS	YEARS	PART NO.	DESCRIPTION	BLOCK
	1	Standard Set	67	E-287X Std-30-40	VINTAGE; 2-5/64, 1-3/16; Iron	
BLOCK	QTY	ENGINE BEARINGS	YEARS	PART NO.	DESCRIPTION	BLOCK
	1	Main Set	67	4664M Std-10-20-30	VINTAGE	
	1	Rod Set	67	8-3320CP Std-10-20-30	VINTAGE	
	8	Rod Pair	67	3320CP Std-10-20-30	VINTAGE	
	1	Cam Set	67	1422M Std Only	VINTAGE; w/oil hole	
BLOCK	QTY	OIL PUMP	YEARS	PART NO.	DESCRIPTION	BLOCK
	1	Pump Repair Kit	67	224-518TP	Thrust plate kit; Provides new wear surface for scored or worn housing cover; Contains necessary screws, gsks. and instructions	
	1	Pump Repair Kit	67	224-519	VINTAGE	

(continued on next page)

GM Car (Incl. Buick, Cad., Chev., Olds., Pontiac)

670 430 7.0L (7047cc) OHV V8 (16 Valve) (Buick), 4.1875" Bore (GMC Eng.), 4 Bbl. "Eng. Code MD" 1967
(cont.)

BLOCK	QTY	GASKETS	YEARS	PART NO.	DESCRIPTION	BLOCK
	1	Kit Gasket Set	67	260-1150	VINTAGE; Int. manifold gskt. not incl.; Premium valve stem seals incl.	
	1	Valley Pan Gasket Set	67	260-4013	VINTAGE	
BLOCK	QTY	FREEZE PLUGS	YEARS	PART NO.	DESCRIPTION	BLOCK
	1	Brass Block Plug Kit	67	381-8003	VINTAGE	
	1	Steel Shallow Cup Freeze Plug	67	381-2189		
	1	Steel Shallow Cup Freeze Plug	67	381-2172	1.922" Diameter	

671 430 7.0L (7047cc) OHV V8 (16 Valve) (Buick), 4.1875" Bore (GMC Eng.), 4 Bbl. "Eng. Code ND" 1967

VALVE TRAIN	QTY	TIMING	YEARS	PART NO.	DESCRIPTION	VALVE TRAIN
	1	3 Piece Set	67	KT3-498S	VINTAGE; 223-398 not sold separately	
	1	Timing Chain	67	222-498	48 Links	
VALVE TRAIN	QTY	CAMSHAFT/LIFTER	YEARS	PART NO.	DESCRIPTION	VALVE TRAIN
	1	Camshaft	67	CS-586	VINTAGE; Hydraulic, (050) Duration at .050 Lobe Lift, 225 Exh., 194 Int., 117 Degrees Lobe Separation	
	1	Prelube		55-403 Std Only	1.5 oz. packet	
	1	Prelube		55-400 Std Only	4 oz. bottle; 1.5 oz. packet No. 55-403 also avail.	
	16	Lifter	67	HT-969 Std Only	Use w/hollow push rods; Hyd.; w/.440" wide oil groove	
	16	Lifter	67	HT-896 Std Only	VINTAGE; Use w/solid push rods; Hyd.	
	16	Lifter, Bulk	67	HT-969B Std Only	Use w/hollow push rods; Hyd.; Carton of 128	
	16	Lifter, Bulk	67	HT-896B Std Only	VINTAGE; Use w/solid push rods; Hyd.; Carton of 126	
VALVE TRAIN	QTY	PUSH ROD	YEARS	PART NO.	DESCRIPTION	VALVE TRAIN
	16	Push Rod	67	RP-3202 Std Only	VINTAGE; 9.3550" O.A.L.	
VALVE TRAIN	QTY	VALVE	YEARS	PART NO.	DESCRIPTION	VALVE TRAIN
	8	Exhaust	67	V-1799 Std Only	VINTAGE; Chrome plated stem; 1.6250" Head Dia., 0.3725" Stem Dia., 5.1620" O.A.L.	
	8	Intake	67	V-1800 Std Only	VINTAGE; Chrome plated stem; 2.0000" Head Dia., 0.3725" Stem Dia., 5.1370" O.A.L.	
VALVE TRAIN	QTY	VALVE SPRING	YEARS	PART NO.	DESCRIPTION	VALVE TRAIN
	16	Spring	67	VS-712 Std Only	VINTAGE; Incl. damper; 2.2000" Free Height	
VALVE TRAIN	QTY	VALVE SEAL	YEARS	PART NO.	DESCRIPTION	VALVE TRAIN
	16	Valve Stem Seal	67	ST-2002 Std Only	Installation requires valve guide machining; (PLY) Polyacrylate	
	16	Valve Stem Seal Bulk	67	ST-2002BC Std Only	Positive type; Installation requires valve guide machining; Carton of 100; (PLY) Polyacrylate	
VALVE TRAIN	QTY	VALVE SEAT	YEARS	PART NO.	DESCRIPTION	VALVE TRAIN
	8	Seat	67	245-1750-2 Std Only	Loc. Exh.; 1.7550" OD, 1.5000" ID, 0.2160" Depth	
	8	Seat	67	245-1750-2N Std Only	Loc. Exh.; Premium Material; 1.7550" OD, 1.5000" ID, 0.2160" Depth	
	8	Seat	67	245-2125-2 Std Only	Loc. Int.; 2.1305" OD, 1.8750" ID, 0.2480" Depth	
VALVE TRAIN	QTY	VALVE, MISC	YEARS	PART NO.	DESCRIPTION	VALVE TRAIN
	32	Keeper	67	VK-97 Std Only	VINTAGE; 1 groove; Square cut key groove	
	16	Spring Insert	67	259-100A Std Only	.060"; Carton of 100	
	16	Spring Insert	67	259-100B Std Only	VINTAGE; .030"; Carton of 100	
BLOCK	QTY	PISTON	YEARS	PART NO.	DESCRIPTION	BLOCK
	8	Cast Piston	67	368P Std-30-40-60	VINTAGE; Cast; .9997" Pin Dia.; 2 Rings 5/64 Groove, 1 Ring 3/16 Groove, 1.947 CD, Recessed Head .090 deep x 3.500 dia. - 9.9:1 C.R.	
	8	Cast Piston - Individual	67	W368P Std-30-40-60	VINTAGE; Cast; .9997" Pin Dia.; 2 Rings 5/64 Groove, 1 Ring 3/16 Groove, 1.947 CD, Recessed Head .090 deep x 3.500 dia. - 9.9:1 C.R.	
BLOCK	QTY	RINGS	YEARS	PART NO.	DESCRIPTION	BLOCK
	1	Standard Set	67	E-287X Std-30-40	VINTAGE; 2-5/64, 1-3/16; Iron	
BLOCK	QTY	ENGINE BEARINGS	YEARS	PART NO.	DESCRIPTION	BLOCK
	1	Main Set	67	4664M Std-10-20-30	VINTAGE	
	1	Rod Set	67	8-3320CP Std-10-20-30	VINTAGE	
	8	Rod Pair	67	3320CP Std-10-20-30	VINTAGE	
	1	Cam Set	67	1422M Std Only	VINTAGE; w/oil hole	
BLOCK	QTY	OIL PUMP	YEARS	PART NO.	DESCRIPTION	BLOCK
	1	Pump Repair Kit	67	224-518TP	Thrust plate kit; Provides new wear surface for scored or worn housing cover; Contains necessary screws, gskts. and instructions	
	1	Pump Repair Kit	67	224-519	VINTAGE	
BLOCK	QTY	GASKETS	YEARS	PART NO.	DESCRIPTION	BLOCK
	1	Kit Gasket Set	67	260-1150	VINTAGE; Int. manifold gskt. not incl.; Premium valve stem seals incl.	
	1	Valley Pan Gasket Set	67	260-4013	VINTAGE	

(continued on next page)

GM Car (Incl. Buick, Cad., Chev., Olds., Pontiac)

430 7.0L (7047cc) OHV V8 (16 Valve) (Buick), 4.1875" Bore (GMC Eng.), 4 Bbl. "Eng. Code ND" 1967 671 (cont.)

QTY	FREEZE PLUGS	YEARS	PART NO.	DESCRIPTION
1	Brass Block Plug Kit	67	381-8003	VINTAGE
1	Steel Shallow Cup Freeze Plug	67	381-2189	
1	Steel Shallow Cup Freeze Plug	67	381-2172	1.922" Diameter
430 7.0L (7047cc) OHV V8 (16 Valve) (Buick), 4.1875" Bore (GMC Eng.), 4 Bbl. "Eng. Code PD" 1968 672				
VALVE TRAIN				
1	TIMING	YEARS	PART NO.	DESCRIPTION
1	3 Piece Set	68	KT3-498S	VINTAGE; 223-398 not sold separately
1	Timing Chain	68	222-498	48 Links
1	CAMSHAFT/LIFTER	YEARS	PART NO.	DESCRIPTION
1	Camshaft	68	CS-586	VINTAGE; Hydraulic, (050) Duration at .050 Lobe Lift, 225 Exh., 194 Int., 117 Degrees Lobe Separation
1	Prelube		55-403 Std Only	1.5 oz. packet
1	Prelube		55-400 Std Only	4 oz. bottle; 1.5 oz. packet No. 55-403 also avail.
16	Lifter	68	HT-969 Std Only	Use w/hollow push rods; Hyd.; w/.440" wide oil groove
16	Lifter	68	HT-969B Std Only	VINTAGE; Use w/solid push rods; Hyd.
16	Lifter, Bulk	68	HT-969B Std Only	Use w/hollow push rods; Hyd.; Carton of 128
16	Lifter, Bulk	68	HT-896B Std Only	VINTAGE; Use w/solid push rods; Hyd.; Carton of 126
16	PUSH ROD	YEARS	PART NO.	DESCRIPTION
16	Push Rod	68	RP-3202 Std Only	VINTAGE; 9.3550" O.A.L.
8	VALVE	YEARS	PART NO.	DESCRIPTION
8	Exhaust	68	V-1799 Std Only	VINTAGE; Chrome plated stem; 1.6250" Head Dia., 0.3725" Stem Dia., 5.1620" O.A.L.
8	Intake	68	V-1800 Std Only	VINTAGE; Chrome plated stem; 2.0000" Head Dia., 0.3725" Stem Dia., 5.1370" O.A.L.
16	VALVE SPRING	YEARS	PART NO.	DESCRIPTION
16	Spring	68	VS-712 Std Only	VINTAGE; Incl. damper; 2.2000" Free Height
16	VALVE SEAL	YEARS	PART NO.	DESCRIPTION
16	Valve Stem Seal	68	ST-2002 Std Only	Installation requires valve guide machining; (PLY) Polyacrylate
16	Valve Stem Seal Bulk	68	ST-2002BC Std Only	Positive type; Installation requires valve guide machining; Carton of 100; (PLY) Polyacrylate
8	VALVE SEAT	YEARS	PART NO.	DESCRIPTION
8	Seat	68	245-1750-2 Std Only	Loc. Exh.; 1.7550" OD, 1.5000" ID, 0.2160" Depth
8	Seat	68	245-1750-2N Std Only	Loc. Exh.; Premium Material; 1.7550" OD, 1.5000" ID, 0.2160" Depth
8	Seat	68	245-2125-2 Std Only	Loc. Int.; 2.1305" OD, 1.8750" ID, 0.2480" Depth
32	VALVE, MISC	YEARS	PART NO.	DESCRIPTION
16	Keeper	68	VK-97 Std Only	VINTAGE; 1 groove; Square cut key groove
16	Spring Insert	68	259-100A Std Only	.060"; Carton of 100
16	Spring Insert	68	259-100B Std Only	VINTAGE; .030"; Carton of 100
BLOCK				
8	PISTON	YEARS	PART NO.	DESCRIPTION
8	Cast Piston	68	368P Std-30-40-60	VINTAGE; Cast; .9997" Pin Dia.; 2 Rings 5/64 Groove, 1 Ring 3/16 Groove, 1.947 CD, Recessed Head .090 deep x 3.500 dia. - 9.9:1 C.R.
8	Cast Piston - Individual	68	W368P Std-30-40-60	VINTAGE; Cast; .9997" Pin Dia.; 2 Rings 5/64 Groove, 1 Ring 3/16 Groove, 1.947 CD, Recessed Head .090 deep x 3.500 dia. - 9.9:1 C.R.
1	RINGS	YEARS	PART NO.	DESCRIPTION
1	Standard Set	68	E-287X Std-30-40	VINTAGE; 2-5/64, 1-3/16; Iron
1	ENGINE BEARINGS	YEARS	PART NO.	DESCRIPTION
1	Main Set	68	4664M Std-10-20-30	VINTAGE
1	Rod Set	68	8-3320CP Std-10-20-30	VINTAGE
8	Rod Pair	68	3320CP Std-10-20-30	VINTAGE
1	Cam Set	68	1422M Std Only	VINTAGE; w/oil hole
1	OIL PUMP	YEARS	PART NO.	DESCRIPTION
1	Pump Repair Kit	68	224-518TP	Thrust plate kit; Provides new wear surface for scored or worn housing cover; Contains necessary screws, gsks. and instructions
1	Pump Repair Kit	68	224-519	VINTAGE
1	GASKETS	YEARS	PART NO.	DESCRIPTION
1	Kit Gasket Set	68	260-1150	VINTAGE; Int. manifold gskt. not incl.; Premium valve stem seals incl.
1	Valley Pan Gasket Set	68	260-4013	VINTAGE
1	FREEZE PLUGS	YEARS	PART NO.	DESCRIPTION
1	Brass Block Plug Kit	68	381-8003	VINTAGE
1	Steel Shallow Cup Freeze Plug	68	381-2189	
1	Steel Shallow Cup Freeze Plug	68	381-2172	1.922" Diameter

GM Car (Incl. Buick, Cad., Chev., Olds., Pontiac)

673 430 7.0L (7047cc) OHV V8 (16 Valve) (Buick), 4.1875" Bore (GMC Eng.), 4 Bbl. "Eng. Code RD" 1969

QTY	TIMING	YEARS	PART NO.	DESCRIPTION
1	3 Piece Set	69	KT3-498S	VINTAGE; 223-398 not sold separately
1	Timing Chain	69	222-498	48 Links
QTY	CAMSHAFT/LIFTER	YEARS	PART NO.	DESCRIPTION
1	Camshaft	69	CS-586	VINTAGE; Hydraulic, (050) Duration at .050 Lobe Lift, 225 Exh., 194 Int., 117 Degrees Lobe Separation
1	Prelube		55-403 Std Only	1.5 oz. packet
1	Prelube		55-400 Std Only	4 oz. bottle; 1.5 oz. packet No. 55-403 also avail.
16	Lifter	69	HT-969 Std Only	Use w/hollow push rods; Hyd.; w/.440" wide oil groove
16	Lifter	69	HT-896 Std Only	VINTAGE; Use w/solid push rods; Hyd.
16	Lifter, Bulk	69	HT-969B Std Only	Use w/hollow push rods; Hyd.; Carton of 128
16	Lifter, Bulk	69	HT-896B Std Only	VINTAGE; Use w/solid push rods; Hyd.; Carton of 126
QTY	PUSH ROD	YEARS	PART NO.	DESCRIPTION
16	Push Rod	69	RP-3202 Std Only	VINTAGE; 9.3550" O.A.L.
QTY	VALVE	YEARS	PART NO.	DESCRIPTION
8	Exhaust	69	V-1799 Std Only	VINTAGE; Chrome plated stem; 1.6250" Head Dia., 0.3725" Stem Dia., 5.1620" O.A.L.
8	Intake	69	V-1800 Std Only	VINTAGE; Chrome plated stem; 2.0000" Head Dia., 0.3725" Stem Dia., 5.1370" O.A.L.
QTY	VALVE SPRING	YEARS	PART NO.	DESCRIPTION
16	Spring	69	VS-712 Std Only	VINTAGE; Incl. damper; 2.2000" Free Height
QTY	VALVE SEAL	YEARS	PART NO.	DESCRIPTION
16	Valve Stem Seal	69	ST-2002 Std Only	Installation requires valve guide machining; (PLY) Polyacrylate
16	Valve Stem Seal Bulk	69	ST-2002BC Std Only	Positive type; Installation requires valve guide machining; Carton of 100; (PLY) Polyacrylate
QTY	VALVE SEAT	YEARS	PART NO.	DESCRIPTION
8	Seat	69	245-1750-2 Std Only	Loc. Exh.; 1.7550" OD, 1.5000" ID, 0.2160" Depth
8	Seat	69	245-1750-2N Std Only	Loc. Exh.; Premium Material; 1.7550" OD, 1.5000" ID, 0.2160" Depth
8	Seat	69	245-2125-2 Std Only	Loc. Int.; 2.1305" OD, 1.8750" ID, 0.2480" Depth
QTY	VALVE, MISC	YEARS	PART NO.	DESCRIPTION
32	Keeper	69	VK-97 Std Only	VINTAGE; 1 groove; Square cut key groove
16	Spring Insert	69	259-100A Std Only	.060"; Carton of 100
16	Spring Insert	69	259-100B Std Only	VINTAGE; .030"; Carton of 100
QTY	PISTON	YEARS	PART NO.	DESCRIPTION
8	Cast Piston	69	368P Std-30-40-60	VINTAGE; Cast; .9997" Pin Dia.; 2 Rings 5/64 Groove, 1 Ring 3/16 Groove, 1.947 CD, Recessed Head .090 deep x 3.500 dia. - 9.9:1 C.R.
8	Cast Piston - Individual	69	W368P Std-30-40-60	VINTAGE; Cast; .9997" Pin Dia.; 2 Rings 5/64 Groove, 1 Ring 3/16 Groove, 1.947 CD, Recessed Head .090 deep x 3.500 dia. - 9.9:1 C.R.
QTY	RINGS	YEARS	PART NO.	DESCRIPTION
1	Standard Set	69	E-287X Std-30-40	VINTAGE; 2-5/64, 1-3/16; Iron
QTY	ENGINE BEARINGS	YEARS	PART NO.	DESCRIPTION
1	Main Set	69	4664M Std-10-20-30	VINTAGE
1	Rod Set	69	8-3320CP Std-10-20-30	VINTAGE
8	Rod Pair	69	3320CP Std-10-20-30	VINTAGE
1	Cam Set	69	1422M Std Only	VINTAGE; w/oil hole
QTY	OIL PUMP	YEARS	PART NO.	DESCRIPTION
1	Pump Repair Kit	69	224-518TP	Thrust plate kit; Provides new wear surface for scored or worn housing cover; Contains necessary screws, gsks. and instructions
1	Pump Repair Kit	69	224-519	VINTAGE
QTY	GASKETS	YEARS	PART NO.	DESCRIPTION
1	Kit Gasket Set	69	260-1150	VINTAGE; Int. manifold gskt. not incl.; Premium valve stem seals incl.
1	Valley Pan Gasket Set	69	260-4013	VINTAGE
QTY	FREEZE PLUGS	YEARS	PART NO.	DESCRIPTION
1	Brass Block Plug Kit	69	381-8003	VINTAGE
1	Steel Shallow Cup Freeze Plug	69	381-2189	
1	Steel Shallow Cup Freeze Plug	69	381-2172	1.922" Diameter

674 430 7.0L (7047cc) OHV V8 (16 Valve) (Buick), 4.1875" Bore (GMC Eng.), 4 Bbl. "Eng. Code RO" 1969

QTY	TIMING	YEARS	PART NO.	DESCRIPTION
1	3 Piece Set	69	KT3-498S	VINTAGE; 223-398 not sold separately
1	Timing Chain	69	222-498	48 Links

(continued on next page)

GM Car (Incl. Buick, Cad., Chev., Olds., Pontiac)

430 7.0L (7047cc) OHV V8 (16 Valve) (Buick), 4.1875" Bore (GMC Eng.), 4 Bbl. "Eng. Code RO" 1969 674 (cont.)

QTY	CAMSHAFT/LIFTER	YEARS	PART NO.	DESCRIPTION
1	Camshaft	69	CS-586	VINTAGE; Hydraulic, (050) Duration at .050 Lobe Lift, 225 Exh., 194 Int., 117 Degrees Lobe Separation
1	Prelube		55-403 Std Only	1.5 oz. packet
1	Prelube		55-400 Std Only	4 oz. bottle; 1.5 oz. packet No. 55-403 also avail.
16	Lifter	69	HT-969 Std Only	Use w/hollow push rods; Hyd.; w/.440" wide oil groove
16	Lifter	69	HT-896 Std Only	VINTAGE; Use w/solid push rods; Hyd.
16	Lifter, Bulk	69	HT-969B Std Only	Use w/hollow push rods; Hyd.; Carton of 128
16	Lifter, Bulk	69	HT-896B Std Only	VINTAGE; Use w/solid push rods; Hyd.; Carton of 126
QTY	PUSH ROD	YEARS	PART NO.	DESCRIPTION
16	Push Rod	69	RP-3202 Std Only	VINTAGE; 9.3550" O.A.L.
QTY	VALVE	YEARS	PART NO.	DESCRIPTION
8	Exhaust	69	V-1799 Std Only	VINTAGE; Chrome plated stem; 1.6250" Head Dia., 0.3725" Stem Dia., 5.1620" O.A.L.
8	Intake	69	V-1800 Std Only	VINTAGE; Chrome plated stem; 2.0000" Head Dia., 0.3725" Stem Dia., 5.1370" O.A.L.
QTY	VALVE SPRING	YEARS	PART NO.	DESCRIPTION
16	Spring	69	VS-712 Std Only	VINTAGE; Incl. damper; 2.2000" Free Height
QTY	VALVE SEAL	YEARS	PART NO.	DESCRIPTION
16	Valve Stem Seal	69	ST-2002 Std Only	Installation requires valve guide machining; (PLY) Polyacrylate
16	Valve Stem Seal Bulk	69	ST-2002BC Std Only	Positive type; Installation requires valve guide machining; Carton of 100; (PLY) Polyacrylate
QTY	VALVE SEAT	YEARS	PART NO.	DESCRIPTION
8	Seat	69	245-1750-2 Std Only	Loc. Exh.; 1.7550" OD, 1.5000" ID, 0.2160" Depth
8	Seat	69	245-1750-2N Std Only	Loc. Exh.; Premium Material; 1.7550" OD, 1.5000" ID, 0.2160" Depth
8	Seat	69	245-2125-2 Std Only	Loc. Int.; 2.1305" OD, 1.8750" ID, 0.2480" Depth
QTY	VALVE, MISC	YEARS	PART NO.	DESCRIPTION
32	Keeper	69	VK-97 Std Only	VINTAGE; 1 groove; Square cut key groove
16	Spring Insert	69	259-100A Std Only	.060"; Carton of 100
16	Spring Insert	69	259-100B Std Only	VINTAGE; .030"; Carton of 100
QTY	PISTON	YEARS	PART NO.	DESCRIPTION
8	Cast Piston	69	368P Std-30-40-60	VINTAGE; Cast; .9997" Pin Dia.; 2 Rings 5/64 Groove, 1 Ring 3/16 Groove, 1.947 CD, Recessed Head .090 deep x 3.500 dia. - 9.9:1 C.R.
8	Cast Piston - Individual	69	W368P Std-30-40-60	VINTAGE; Cast; .9997" Pin Dia.; 2 Rings 5/64 Groove, 1 Ring 3/16 Groove, 1.947 CD, Recessed Head .090 deep x 3.500 dia. - 9.9:1 C.R.
QTY	RINGS	YEARS	PART NO.	DESCRIPTION
1	Standard Set	69	E-287X Std-30-40	VINTAGE; 2-5/64, 1-3/16; Iron
QTY	ENGINE BEARINGS	YEARS	PART NO.	DESCRIPTION
1	Main Set	69	4664M Std-10-20-30	VINTAGE
1	Rod Set	69	8-3320CP Std-10-20-30	VINTAGE
8	Rod Pair	69	3320CP Std-10-20-30	VINTAGE
1	Cam Set	69	1422M Std Only	VINTAGE; w/oil hole
QTY	OIL PUMP	YEARS	PART NO.	DESCRIPTION
1	Pump Repair Kit	69	224-518TP	Thrust plate kit; Provides new wear surface for scored or worn housing cover; Contains necessary screws, gskts. and instructions
1	Pump Repair Kit	69	224-519	VINTAGE
QTY	GASKETS	YEARS	PART NO.	DESCRIPTION
1	Kit Gasket Set	69	260-1150	VINTAGE; Int. manifold gskt. not incl.; Premium valve stem seals incl.
1	Valley Pan Gasket Set	69	260-4013	VINTAGE
QTY	FREEZE PLUGS	YEARS	PART NO.	DESCRIPTION
1	Brass Block Plug Kit	69	381-8003	VINTAGE
1	Steel Shallow Cup Freeze Plug	69	381-2189	
1	Steel Shallow Cup Freeze Plug	69	381-2172	1.922" Diameter
454 7.4L (7441cc) OHV V8 (16 Valve) (Chevrolet), 4.25" Bore (GMC Eng.), 4 Bbl. "VIN S" 1976 675				
QTY	TIMING	YEARS	PART NO.	DESCRIPTION
1	3 Piece Set	76	KT3-501SA	Incl. silent type chain; (1) 222-501; (1) 223-392; (1) 223-393
1	Timing Chain	76	222-501	Silent type; 50 Links
1	Crank Sprocket	76	223-393	19 Teeth
1	Cam Sprocket	76	223-392	38 Teeth

(continued on next page)

GM Car (Incl. Buick, Cad., Chev., Olds., Pontiac)

675 454 7.4L (7441cc) OHV V8 (16 Valve) (Chevrolet), 4.25" Bore (GMC Eng.), 4 Bbl. "VIN S" 1976
(cont.)

**V
A
L
V
E

T
R
A
I
N**

**V
A
L
V
E

T
R
A
I
N**

QTY	CAMSHAFT/LIFTER	YEARS	PART NO.	DESCRIPTION
1	Camshaft	76	CS-774	Hydraulic, (050) Duration at .050 Lobe Lift, 203 Exh., 193 Int., 112 Degrees Lobe Separation
1	Performance Cam	76	CS-1004R	Pro-1500 Perf. Cam; Use w/Hyd. lifters; 0.464" Exh. Valve Lift, 0.439" Int. Valve Lift, Hydraulic, (050) Duration at .050 Lobe Lift, 200 Exh., 190 Int., 110 Degrees Lobe Separation
1	Performance Cam	76	CS-1088R	Pro-2000 Perf. Cam; Use w/Hyd. lifters; 0.501" Exh. Valve Lift, 0.476" Int. Valve Lift, Hydraulic, (050) Duration at .050 Lobe Lift, 214 Exh., 204 Int., 112 Degrees Lobe Separation
1	Performance Cam	76	CS-1015R	Pro-3000 Perf. Cam; Use w/Hyd. lifters; 0.527" Exh. Valve Lift, 0.501" Int. Valve Lift, Hydraulic, (050) Duration at .050 Lobe Lift, 224 Exh., 214 Int., 112 Degrees Lobe Separation
1	Prelube		55-403 Std Only	1.5 oz. packet
1	Prelube		55-400 Std Only	4 oz. bottle; 1.5 oz. packet No. 55-403 also avail.
16	Lifter	76	HT-817 Std Only	Hyd.
16	Lifter	76	HT-817R Std Only	Speed-Pro Hi-Revolution Hyd.
16	Lifter, Bulk	76	HT-817B Std Only	Hyd.; Carton of 128
16	Lifter, Bulk	76	HT-817RB Std Only	Speed-Pro Hi-Revolution Hyd.; Carton of 128
QTY	CAM KIT	YEARS	PART NO.	DESCRIPTION
1	Cam/Lifter Kit	76	KC-774	Hyd.; (1) 55-403B; (1) CS-774; (16) HT-817
1	Cam/Lifter Kit	76	KC-1004R	Hyd.; Pro-1500 Perf. Cam; Duration at .050", 190 Int., 202 Exh.; Valve lift .454" Int., .480" Exh.; Lobe Separation 110 Degrees; (1) 55-403B; (1) CS-1004R; (16) HT-817
1	Cam/Lifter Kit	76	KC-1088R	Hyd.; Pro-2000 Perf. Cam; Duration at .050", 204 Int., 214 Exh.; Valve lift .476" Int., .501" Exh.; Lobe Separation 112 Degrees; (1) 55-403B; (1) CS-1088R; (16) HT-817
1	Cam/Lifter Kit	76	KC-1015R	Hyd.; Pro-3000 Perf. Cam; Duration at .050", 214 Int., 224 Exh.; Valve lift .501" Int., .527" Exh.; Lobe Separation 112 Degrees; (1) 55-403B; (1) CS-1015R; (16) HT-817
1	Cam/Lifter/Timing Kit	76	KCT-774	Hyd.; Incl. silent type chain; (1) 55-403B; (1) CS-774; (16) HT-817; (1) KT3-501SA
QTY	PUSH ROD	YEARS	PART NO.	DESCRIPTION
8	Push Rod	76	RP-3254 Std Only	Loc. Exh.; 9.2020" O.A.L.
8	Push Rod	76	RP-3215R Std Only	Loc. Exh.; Chrome-Moly; .375" tube dia.; 9.2520" O.A.L.
8	Push Rod	76	RP-3218R Std Only	Loc. Exh.; Chrome-Moly; .437" tube dia.; 9.2520" O.A.L.
8	Push Rod	76	RP-3255 Std Only	Loc. Int.; 8.2270" O.A.L.
8	Push Rod	76	RP-3216R Std Only	Loc. Int.; Chrome-Moly; .375" tube dia.; 8.2800" O.A.L.
8	Push Rod	76	RP-3217R Std Only	Loc. Int.; Chrome-Moly; .437" tube dia.; 8.2800" O.A.L.
8	Push Rod Guide Plate	76	MR-1893 Std Only	Speed-Pro stepped guide plate for 3/8" dia. push rods; Requires screw-in studs
8	Push Rod Guide Plate	76	MR-1894 Std Only	Speed-Pro stepped guide plate for 7/16" dia. push rods; Requires screw-in studs
QTY	ROCKER PARTS	YEARS	PART NO.	DESCRIPTION
16	Arm Assy.	76	R-851 Std Only	Incl. arm, ball & nut
16	Arm Assy., Bulk	76	R-851B Std Only	Incl. arm, ball & nut; Carton of 64
16	Arm	76	R-851A Std Only	
16	Rocker Arm Ball	76	MR-1815 Std Only	
16	Nut	76	MR-1813 Std Only	7/16" thread
16	Stud	76	MR-1910RS Std Only	7/16" thread, 1.955" length, .710" depth
QTY	VALVE	YEARS	PART NO.	DESCRIPTION
8	Exhaust	76	V-1911 Std-3-15	VINTAGE; Chrome plated stem; 1.7200" Head Dia., 0.3718" Stem Dia., 5.3550" O.A.L.
8	Exhaust, Bulk	76	V-1911B Std-15	VINTAGE; Chrome plated stem; Carton of 25; 1.7200" Head Dia., 0.3718" Stem Dia., 5.3550" O.A.L.
8	Intake	76	V-1912 Std-3-15	Chrome plated stem; 2.0650" Head Dia., 0.3720" Stem Dia., 5.2300" O.A.L.
8	Intake, Bulk	76	V-1912B Std Only	Chrome plated stem; Carton of 25; 2.0650" Head Dia., 0.3720" Stem Dia., 5.2300" O.A.L.
QTY	VALVE GUIDE	YEARS	PART NO.	DESCRIPTION
8	Guide	76	VG-688 Std Only	Loc. Exh.; w/Cast iron head; 0.3740" ID, 2.6300" O.A.L
8	Guide	76	VG-689 Std Only	Loc. Exhaust; w/Alum. head; 0.3735" ID, 2.4200" O.A.L
8	Guide	76	VG-689 Std Only	Loc. Int.; w/Cast iron head; 0.3735" ID, 2.4200" O.A.L
8	Guide	76	VG-689 Std Only	Loc. Intake; w/Alum. head; 0.3735" ID, 2.4200" O.A.L
8	Guide, Bulk	76	VG-689B Std Only	Loc. Exhaust; w/Alum. head; Carton of 50; 0.3735" ID, 2.4200" O.A.L
8	Guide, Bulk	76	VG-689B Std Only	Loc. Int.; w/Cast iron head; Carton of 50; 0.3735" ID, 2.4200" O.A.L
8	Guide, Bulk	76	VG-689B Std Only	Loc. Intake; w/Alum. head; Carton of 50; 0.3735" ID, 2.4200" O.A.L

(continued on next page)

GM Car (Incl. Buick, Cad., Chev., Olds., Pontiac)

454 7.4L (7441cc) OHV V8 (16 Valve) (Chevrolet), 4.25" Bore (GMC Eng.), 4 Bbl. "VIN S" 1976 **675**
(cont.)

	QTY	VALVE SPRING	YEARS	PART NO.	DESCRIPTION
VALVE TRAIN	16	Spring	76	VS-671 Std Only	2.0500" Free Height
	16	Spring, Bulk	76	VS-671B Std Only	Carton of 150; 2.0500" Free Height
	16	Valve Stem Seal	76	ST-2014 Std Only	Optional for Eng. w/double valve spring; Positive type; Installation requires valve guide machining; (TFL) PTFE
	16	Valve Stem Seal	76	ST-2004 Std Only	Positive type; Installation requires valve guide machining; (RBBTF) Rubber/PTFE
	16	Valve Stem Seal	76	MV-1769C Std Only	Umbrella type; (PLY) Polyacrylate
	16	Valve Stem Seal	76	MV-1912 Std Only	Umbrella type; Premium Material; (VTN) Viton®
	16	Valve Stem Seal Bulk	76	ST-2014BC Std Only	Optional for Eng. w/double valve spring; Positive type; Installation requires valve guide machining; Carton of 100; (TFL) PTFE
	16	Valve Stem Seal Bulk	76	ST-2004BC Std Only	Positive type; Installation requires valve guide machining; Carton of 100; (RBBTF) Rubber/PTFE
	16	Valve Stem Seal Bulk	76	MV-1769 Std Only	Umbrella type; Carton of 100; (PLY) Polyacrylate
	8	Seat	76	245-1812-4 Std Only	Loc. Exh.; 1.8175" OD, 1.5625" ID, 0.2160" Depth
	8	Seat	76	245-1812-4N Std Only	Loc. Exh.; Premium Material; 1.8175" OD, 1.5625" ID, 0.2160" Depth
	8	Seat	76	245-2250-1 Std Only	Loc. Int.; Machine ID to fit; 2.2555" OD, 1.9375" ID, 0.1855" Depth
	32	Keeper	76	VK-138A Std Only	1 groove; Square cut key groove; Carton pack 24
	32	Keeper	76	VK-138 Std Only	1 groove; Square cut key groove; Carton pack 32
	32	Keeper	76	VK-138R Std Only	1 groove; Square cut key groove; Hardened
	32	Keeper, Bulk	76	VK-138B Std Only	1 groove; Square cut key groove; Carton of 1000
16	Spring Insert	76	259-303C Std Only	.015"; ID .703"; Carton of 100	
16	Spring Insert	76	259-303B Std Only	.030"; ID .703"; Carton of 100	
16	Spring Insert	76	259-303A Std Only	.060"; ID .703"; Carton of 100	
16	Spring Insert	76	259-303ARS Std Only	.060"; ID .703"; Carton of 500	
8	Rotocap	76	RC-163S Std Only	Loc. Exh.	
BLOCK	8	Cast Piston	76	H693CP Std-20-30-40-60-100	Hypereutectic; 0.9893" Pin Dia.; 2 Rings 5/64 Groove, 1 Ring 3/16 Groove, 1.640 CD, .230 dome, 2 reliefs; DUROSHIELD® skirt coated piston; 60 and 100 O/S have .210 dome
	8	Cast Piston	76	H581CP Std-20-30-40-60-100	Hypereutectic; Perf. only; 0.9894" Pin Dia.; 2 Rings 5/64 Groove, 1 Ring 3/16 Groove, 1.640 CD, .340 dome, 2 reliefs; DUROSHIELD® skirt coated piston; 60 and 100 O/S have .300 dome
	8	Cast Piston	76	H661CP Std-20-30-40-60-100	Use in sets only; Hypereutectic; .9893" Pin Dia.; 2 Rings 5/64 Groove, 1 Ring 3/16 Groove, 1.625 CD, Flat Head w/2 valve reliefs; Use E424K30 ring set for H661CP100; DUROSHIELD® skirt coated piston
	8	Cast Piston	76	H518CP Std-20-30-40-60-100	Use in sets only; Hypereutectic; .9894" Pin Dia.; 2 Rings 5/64 Groove, 1 Ring 3/16 Groove, 1.625 CD, Recessed Head .080 deep x 2.100 dia. w/2 valve reliefs; For + .100 use ring set E424K30; DUROSHIELD® skirt coated piston
	8	Cast Piston - Individual	76	WH693CP Std-20-30-40-60-100	Hypereutectic; 0.9893" Pin Dia.; 2 Rings 5/64 Groove, 1 Ring 3/16 Groove, 1.640 CD, .230 dome, 2 reliefs; DUROSHIELD® skirt coated piston; 60 and 100 O/S have .210 dome
	8	Cast Piston - Individual	76	WH581CP Std-20-30-40-60-100	Hypereutectic; Perf. only; 0.9894" Pin Dia.; 2 Rings 5/64 Groove, 1 Ring 3/16 Groove, 1.640 CD, .340 dome, 2 reliefs; DUROSHIELD® skirt coated piston; 60 and 100 O/S have .300 dome
	8	Cast Piston - Individual	76	WH661CP Std-20-30-40-60-100	Use in sets only; Hypereutectic; .9893" Pin Dia.; 2 Rings 5/64 Groove, 1 Ring 3/16 Groove, 1.625 CD, Flat Head w/2 valve reliefs; Use E424K30 ring set for H661CP100; DUROSHIELD® skirt coated piston
	8	Cast Piston - Individual	76	WH518CP Std-20-30-40-60-100	Use in sets only; Hypereutectic; Use w/WE-424K 30 ring set; .9894" Pin Dia.; 2 Rings 5/64 Groove, 1 Ring 3/16 Groove, 1.625 CD, Recessed Head .080 deep x 2.100 dia. w/2 valve reliefs; For + .100 use ring set E424K30; DUROSHIELD® skirt coated piston
	1	Cast Piston Set w/Prem. Rings	76	8KH661CP 30 30-40-60	Cast; .9893" Pin Dia.; 2 Rings 5/64 Groove, 1 Ring 3/16 Groove, 1.625 CD, Flat Head w/2 valve reliefs; DUROSHIELD® skirt coated piston
	1	Cast Piston Set w/Prem. Rings	76	8KH518CP 30 30-40-60	Cast; .9894" Pin Dia.; 2 Rings 5/64 Groove, 1 Ring 3/16 Groove, 1.625 CD, Recessed Head .080 deep x 2.100 dia. w/2 valve reliefs; DUROSHIELD® skirt coated piston

(continued on next page)

GM Car (Incl. Buick, Cad., Chev., Olds., Pontiac)

675 454 7.4L (7441cc) OHV V8 (16 Valve) (Chevrolet), 4.25" Bore (GMC Eng.), 4 Bbl. "VIN S" 1976
(cont.)

QTY	PISTON (cont.)	YEARS	PART NO.	DESCRIPTION
8	POWERFORGED	76	L-2377F Std-20-30-40-60	Powerforged; 0.9894" Pin Dia.; 2 Rings 5/64 Groove, 1 Ring 3/16 Groove, 1.640 CD, Flat, 2 reliefs, Chamfer; DUROSHIELD® skirt coated piston
8	POWERFORGED Piston-Individual	76	WL-2377F Std-20-30-40-60	Powerforged; 0.9894" Pin Dia.; 2 Rings 5/64 Groove, 1 Ring 3/16 Groove, 1.640 CD, Flat, 2 reliefs, Chamfer; DUROSHIELD® skirt coated piston
1	POWERFORGED Piston Set w/Rings	76	8KL2377F 30 30-40-60	Powerforged; 0.9894" Pin Dia.; 2 Rings 5/64 Groove, 1 Ring 3/16 Groove, 1.640 CD, Flat Head w/2 valve reliefs .180 wide x 45 degree top land chamfer. DUROSHIELD® skirt coated piston.
QTY	RINGS	YEARS	PART NO.	DESCRIPTION
1	Premium Set	76	E-233K Std-20-30-40-60	2-5/64, 1-3/16; Premium Moly
1	Premium Set	76	R-9905 Std-30-60	2-5/64, 1-3/16; Speed-Pro plasma-moly Perf. ring set
1	Standard Set	76	E-233X Std-20-30-40-60	2-5/64, 1-3/16; Iron
QTY	ENGINE BEARINGS	YEARS	PART NO.	DESCRIPTION
1	Main Set	76	4400MA Std-1-2-10-20-30-40	A-Series aluminum bearings
1	Main Set	76	7133MA 10 10-20-30-40	A-Series aluminum bearings ; w/.010" O/S length flange brg.
1	Main Set	76	7122MA 10 10-20-30	A-Series aluminum bearings ; w/.020" O/S length flange brg.
1	Main Set	76	C141M Std-1X-10-20	Performance; 3/4 grooved; DUROSHIELD® coated bearings; Super Duty Alloy
1	Main Set	76	141M Std-1-1X-9-10-11-20-21-30	Performance; 3/4 grooved; Tri-metal copper-lead
1	Rod Set	76	8-3190A Std-1-10-20-30-40-60	A-Series aluminum bearings
1	Rod Set	76	8-7200CH Std-1-1X-9-10-11-20-21-30	Performance; Chamfered on one side
1	Rod Set	76	C8-7200CH Std-1-1X-10-20	Performance; DUROSHIELD® coated bearings; w/o Dowel hole; Chamfered on one side
8	Rod Pair	76	3190A Std-1-10-20-30-40-50	A-Series aluminum bearings
1	Cam Set	76	1404M Std Only	Babbitt material; Full round design
1	Cam Set	76	2101M Std Only	Performance
QTY	OIL PUMP	YEARS	PART NO.	DESCRIPTION
1	Oil Pump	76	224-4154	
1	Oil Pump	76	224-4153	High Volume; Check for clearance; Use shaft w/steel guide
1	Inter. Shaft	76	224-6154A	Shaft w/slotted end, 6.52" O.A.L.; Use w/nylon guide
1	Inter. Shaft	76	224-6154	Shaft w/slotted end, 6.82" O.A.L.; Has integral steel guide
1	Oil Pump Shaft Guide	76	224-43343	Nylon
1	Screen Assy.	76	224-43620	Use with 8" pan
QTY	GASKETS	YEARS	PART NO.	DESCRIPTION
1	Kit Gasket Set	76	260-1717	Premium set; Hi-Perf.; w/Oval port heads; Header gsks. incl.; Complete set
1	Kit Gasket Set	76	260-1081	Premium set; Hi-Perf.; w/Rectangular port heads; Header gsks. incl.; Complete set
1	Kit Gasket Set	76	260-1009T	VINTAGE; Exh. pipe packing not incl.; PermaDryPlus® oil pan gskt. incl.; PermaDryPlus® water outlet gskt. incl.; Premium valve stem seals incl.
1	Kit Gasket Set	76	260-1009	VINTAGE; Exh. pipe packing not incl.; Premium valve stem seals incl.
QTY	FREEZE PLUGS	YEARS	PART NO.	DESCRIPTION
1	Brass Block Plug Kit	76	381-8009	
1	Steel Block Plug Kit	76	381-4017	
1	Brass Deep Cup Freeze Plug	76	381-9030	1.750" Diameter
1	Steel Deep Cup Freeze Plug	76	381-3082	1.750" Diameter, 0.593" Height
1	Steel Shallow Cup Freeze Plug	76	381-2154	2.219" Diameter

676 454 7.4L (7441cc) OHV V8 (16 Valve) (Chevrolet), 4.25" Bore (GMC Eng.), 4 Bbl. "VIN V" 1972

QTY	TIMING	YEARS	PART NO.	DESCRIPTION
1	3 Piece Set	72	KT3-501SA	Exc. Hi-Perf.; Exc. Spec. Hi-Perf.; Incl. silent type chain; (1) 222-501; (1) 223-392; (1) 223-393
1	Timing Chain	72	222-501	Exc. Hi-Perf.; Exc. Spec. Hi-Perf.; Silent type; 50 Links
1	Timing Chain	72	222-495	Spec. Hi-Perf.; Silent type; 50 Links
1	Crank Sprocket	72	223-393	Exc. Hi-Perf.; Exc. Spec. Hi-Perf.; 19 Teeth
1	Cam Sprocket	72	223-392	Exc. Hi-Perf.; Exc. Spec. Hi-Perf.; 38 Teeth
QTY	CAMSHAFT/LIFTER	YEARS	PART NO.	DESCRIPTION
1	Performance Cam	72	CS-1004R	Pro-1500 Perf. Cam; Use w/Hyd. lifters; 0.464" Exh. Valve Lift, 0.439" Int. Valve Lift, Hydraulic, (050) Duration at .050 Lobe Lift, 200 Exh., 190 Int., 110 Degrees Lobe Separation

(continued on next page)

GM Car (Incl. Buick, Cad., Chev., Olds., Pontiac)

454 7.4L (7441cc) OHV V8 (16 Valve) (Chevrolet), 4.25" Bore (GMC Eng.), 4 Bbl. "VIN V" 1972 676
(cont.)

QTY	CAMSHAFT/LIFTER	YEARS	PART NO.	DESCRIPTION
1	(cont.) Performance Cam	72	CS-1088R	Pro-2000 Perf. Cam; Use w/Hyd. lifters; 0.501" Exh. Valve Lift, 0.476" Int. Valve Lift, Hydraulic, (050) Duration at .050 Lobe Lift, 214 Exh., 204 Int., 112 Degrees Lobe Separation
1	Performance Cam	72	CS-1015R	Pro-3000 Perf. Cam; Use w/Hyd. lifters; 0.527" Exh. Valve Lift, 0.501" Int. Valve Lift, Hydraulic, (050) Duration at .050 Lobe Lift, 224 Exh., 214 Int., 112 Degrees Lobe Separation
1	Prelube		55-403 Std Only	1.5 oz. packet
1	Prelube		55-400 Std Only	4 oz. bottle; 1.5 oz. packet No. 55-403 also avail.
16	Lifter	72	HT-817 Std Only	Hyd.
16	Lifter	72	HT-817R Std Only	Speed-Pro Hi-Revolution Hyd.
16	Lifter, Bulk	72	HT-817B Std Only	Hyd.; Carton of 128
16	Lifter, Bulk	72	HT-817RB Std Only	Speed-Pro Hi-Revolution Hyd.; Carton of 128
QTY	CAM KIT	YEARS	PART NO.	DESCRIPTION
1	Cam/Lifter Kit	72	KC-1004R	Hyd.; Pro-1500 Perf. Cam; Duration at .050", 190 Int., 202 Exh.; Valve lift .454" Int., .480" Exh.; Lobe Separation 110 Degrees; (1) 55-403B; (1) CS-1004R; (16) HT-817
1	Cam/Lifter Kit	72	KC-1088R	Hyd.; Pro-2000 Perf. Cam; Duration at .050", 204 Int., 214 Exh.; Valve lift .476" Int., .501" Exh.; Lobe Separation 112 Degrees; (1) 55-403B; (1) CS-1088R; (16) HT-817
1	Cam/Lifter Kit	72	KC-1015R	Hyd.; Pro-3000 Perf. Cam; Duration at .050", 214 Int., 224 Exh.; Valve lift .501" Int., .527" Exh.; Lobe Separation 112 Degrees; (1) 55-403B; (1) CS-1015R; (16) HT-817
QTY	PUSH ROD	YEARS	PART NO.	DESCRIPTION
8	Push Rod	72	RP-3103 Std Only	Loc. Exh.; .375" Rod dia.; 9.2540" O.A.L.
8	Push Rod	72	RP-3104 Std Only	Loc. Int.; .375" Rod dia.; 8.2810" O.A.L.
8	Push Rod, Bulk	72	BRP-3103 Std Only	Loc. Exh.; .375" Rod dia.; Carton of 100; 9.2540" O.A.L.
8	Push Rod, Bulk	72	BRP-3104 Std Only	Loc. Int.; .375" Rod dia.; Carton of 100; 8.2810" O.A.L.
8	Push Rod Guide Plate	72	MR-1893 Std Only	Speed-Pro stepped guide plate for 3/8" dia. push rods; Requires screw-in studs
8	Push Rod Guide Plate	72	MR-1894 Std Only	Speed-Pro stepped guide plate for 7/16" dia. push rods; Requires screw-in studs
QTY	ROCKER PARTS	YEARS	PART NO.	DESCRIPTION
16	Arm Assy.	72	R-851 Std Only	Incl. arm, ball & nut
16	Arm Assy., Bulk	72	R-851B Std Only	Incl. arm, ball & nut; Carton of 64
16	Arm	72	R-851A Std Only	
16	Rocker Arm Ball	72	MR-1815 Std Only	
16	Nut	72	MR-1813 Std Only	7/16" thread
16	Stud	72	MR-1910RS Std Only	7/16" thread, 1.955" length, .710" depth
QTY	VALVE	YEARS	PART NO.	DESCRIPTION
8	Exhaust	72	V-1911 Std-3-15	VINTAGE; Chrome plated stem; 1.7200" Head Dia., 0.3718" Stem Dia., 5.3550" O.A.L.
8	Exhaust, Bulk	72	V-1911B Std-15	VINTAGE; Chrome plated stem; Carton of 25; 1.7200" Head Dia., 0.3718" Stem Dia., 5.3550" O.A.L.
8	Intake	72	V-1912 Std-3-15	Chrome plated stem; 2.0650" Head Dia., 0.3720" Stem Dia., 5.2300" O.A.L.
8	Intake, Bulk	72	V-1912B Std Only	Chrome plated stem; Carton of 25; 2.0650" Head Dia., 0.3720" Stem Dia., 5.2300" O.A.L.
QTY	VALVE GUIDE	YEARS	PART NO.	DESCRIPTION
8	Guide	72	VG-688 Std Only	Loc. Exh.; w/Cast iron head; 0.3740" ID, 2.6300" O.A.L
8	Guide	72	VG-689 Std Only	Loc. Exhaust; w/Alum. head; 0.3735" ID, 2.4200" O.A.L
8	Guide	72	VG-689 Std Only	Loc. Int.; w/Cast iron head; 0.3735" ID, 2.4200" O.A.L
8	Guide	72	VG-689 Std Only	Loc. Intake; w/Alum. head; 0.3735" ID, 2.4200" O.A.L
8	Guide, Bulk	72	VG-689B Std Only	Loc. Exhaust; w/Alum. head; Carton of 50; 0.3735" ID, 2.4200" O.A.L
8	Guide, Bulk	72	VG-689B Std Only	Loc. Int.; w/Cast iron head; Carton of 50; 0.3735" ID, 2.4200" O.A.L
8	Guide, Bulk	72	VG-689B Std Only	Loc. Intake; w/Alum. head; Carton of 50; 0.3735" ID, 2.4200" O.A.L
QTY	VALVE SPRING	YEARS	PART NO.	DESCRIPTION
16	Spring	72	VS-708 Std Only	Double spring; 2.1200" Free Height
QTY	VALVE SEAL	YEARS	PART NO.	DESCRIPTION
16	Valve Stem Seal	72	ST-2004 Std Only	Exc. Spec. Hi-Perf.; Positive type; Installation requires valve guide machining; (RBBTF) Rubber/PTFE
16	Valve Stem Seal	72	MV-1769C Std Only	Exc. Spec. Hi-Perf.; Umbrella type; (PLY) Polyacrylate
16	Valve Stem Seal	72	MV-1912 Std Only	Exc. Spec. Hi-Perf.; Umbrella type; Premium Material; (VTN) Viton®
16	Valve Stem Seal	72	ST-2019R Std Only	Spec. Hi-Perf.; Positive type; Premium design; (TFL) PTFE

VALVE TRAIN

VALVE TRAIN

(continued on next page)

GM Car (Incl. Buick, Cad., Chev., Olds., Pontiac)

676 454 7.4L (7441cc) OHV V8 (16 Valve) (Chevrolet), 4.25" Bore (GMC Eng.), 4 Bbl. "VIN V" 1972
(cont.)

	QTY	VALVE SEAL (cont.)	YEARS	PART NO.	DESCRIPTION
VALVE TRAIN	16	Valve Stem Seal Bulk	72	ST-2004BC Std Only	Exc. Spec. Hi-Perf.; Positive type; Installation requires valve guide machining; Carton of 100; (RBBTF) Rubber/PTFE
	16	Valve Stem Seal Bulk	72	MV-1769 Std Only	Exc. Spec. Hi-Perf.; Umbrella type; Carton of 100; (PLY) Polyacrylate
	16	Valve Stem Seal Bulk	72	ST-2019RBC Std Only	Spec. Hi-Perf.; Positive type; Premium design; Carton of 100; (TFL) PTFE
	8	Seat	72	245-1812-4 Std Only	Loc. Exh.; Exc. Hi-Perf.; 1.8175" OD, 1.5625" ID, 0.2160" Depth
	8	Seat	72	245-1812-4N Std Only	Loc. Exh.; Exc. Hi-Perf.; Premium Material; 1.8175" OD, 1.5625" ID, 0.2160" Depth
	8	Seat	72	245-2250-1 Std Only	Loc. Int.; Exc. Hi-Perf.; Machine ID to fit; 2.2555" OD, 1.9375" ID, 0.1855" Depth
	32	Keeper	72	VK-138A Std Only	1 groove; Square cut key groove; Carton pack 24
	32	Keeper	72	VK-138 Std Only	1 groove; Square cut key groove; Carton pack 32
	32	Keeper	72	VK-138R Std Only	1 groove; Square cut key groove; Hardened
32	Keeper, Bulk	72	VK-138B Std Only	1 groove; Square cut key groove; Carton of 1000	
16	Spring Insert	72	259-303C Std Only	.015"; ID .703"; Carton of 100	
16	Spring Insert	72	259-303B Std Only	.030"; ID .703"; Carton of 100	
16	Spring Insert	72	259-303A Std Only	.060"; ID .703"; Carton of 100	
16	Spring Insert	72	259-303ARS Std Only	.060"; ID .703"; Carton of 500	
BLOCK	8	Cast Piston	72	H661CP Std-20-30-40-60-100	Exc. Hi-Perf.; Exc. Spec. Hi-Perf.; Use in sets only; Hypereutectic; .9893" Pin Dia.; 2 Rings 5/64 Groove, 1 Ring 3/16 Groove, 1.625 CD, Flat Head w/2 valve reliefs; Use E424K30 ring set for H661CP100; DUROSHIELD® skirt coated piston
	8	Cast Piston	72	H693CP Std-20-30-40-60-100	Hypereutectic; 0.9893" Pin Dia.; 2 Rings 5/64 Groove, 1 Ring 3/16 Groove, 1.640 CD, .230 dome, 2 reliefs; DUROSHIELD® skirt coated piston; 60 and 100 O/S have .210 dome
	8	Cast Piston	72	H581CP Std-20-30-40-60-100	Hypereutectic; Perf. only; 0.9894" Pin Dia.; 2 Rings 5/64 Groove, 1 Ring 3/16 Groove, 1.640 CD, .340 dome, 2 reliefs; DUROSHIELD® skirt coated piston; 60 and 100 O/S have .300 dome
	8	Cast Piston	72	H518CP Std-20-30-40-60-100	Use in sets only; Hypereutectic; .9894" Pin Dia.; 2 Rings 5/64 Groove, 1 Ring 3/16 Groove, 1.625 CD, Recessed Head .080 deep x 2.100 dia. w/2 valve reliefs; For + .100 use ring set E424K30; DUROSHIELD® skirt coated piston
	8	Cast Piston - Individual	72	WH661CP Std-20-30-40-60-100	Exc. Hi-Perf.; Exc. Spec. Hi-Perf.; Use in sets only; Hypereutectic; .9893" Pin Dia.; 2 Rings 5/64 Groove, 1 Ring 3/16 Groove, 1.625 CD, Flat Head w/2 valve reliefs; Use E424K30 ring set for H661CP100; DUROSHIELD® skirt coated piston
	8	Cast Piston - Individual	72	WH693CP Std-20-30-40-60-100	Hypereutectic; 0.9893" Pin Dia.; 2 Rings 5/64 Groove, 1 Ring 3/16 Groove, 1.640 CD, .230 dome, 2 reliefs; DUROSHIELD® skirt coated piston; 60 and 100 O/S have .210 dome
	8	Cast Piston - Individual	72	WH581CP Std-20-30-40-60-100	Hypereutectic; Perf. only; 0.9894" Pin Dia.; 2 Rings 5/64 Groove, 1 Ring 3/16 Groove, 1.640 CD, .340 dome, 2 reliefs; DUROSHIELD® skirt coated piston; 60 and 100 O/S have .300 dome
	8	Cast Piston - Individual	72	WH518CP Std-20-30-40-60-100	Use in sets only; Hypereutectic; Use w/WE-424K 30 ring set; .9894" Pin Dia.; 2 Rings 5/64 Groove, 1 Ring 3/16 Groove, 1.625 CD, Recessed Head .080 deep x 2.100 dia. w/2 valve reliefs; For + .100 use ring set E424K30; DUROSHIELD® skirt coated piston
	1	Cast Piston Set w/Prem. Rings	72	8KH518CP 30 30-40-60	Cast; .9894" Pin Dia.; 2 Rings 5/64 Groove, 1 Ring 3/16 Groove, 1.625 CD, Recessed Head .080 deep x 2.100 dia. w/2 valve reliefs; DUROSHIELD® skirt coated piston
	1	Cast Piston Set w/Prem. Rings	72	8KH661CP 30 30-40-60	Exc. Hi-Perf.; Exc. Spec. Hi-Perf.; Cast; .9893" Pin Dia.; 2 Rings 5/64 Groove, 1 Ring 3/16 Groove, 1.625 CD, Flat Head w/2 valve reliefs; DUROSHIELD® skirt coated piston
	8	POWERFORGED	72	L-2377F Std-20-30-40-60	Exc. Spec. Hi-Perf.; Powerforged; 0.9894" Pin Dia.; 2 Rings 5/64 Groove, 1 Ring 3/16 Groove, 1.640 CD, Flat, 2 reliefs, Chamfer; DUROSHIELD® skirt coated piston
	8	POWERFORGED Piston-Individual	72	WL-2377F Std-20-30-40-60	Exc. Spec. Hi-Perf.; Powerforged; 0.9894" Pin Dia.; 2 Rings 5/64 Groove, 1 Ring 3/16 Groove, 1.640 CD, Flat, 2 reliefs, Chamfer; DUROSHIELD® skirt coated piston

(continued on next page)

GM Car (Incl. Buick, Cad., Chev., Olds., Pontiac)

454 7.4L (7441cc) OHV V8 (16 Valve) (Chevrolet), 4.25" Bore (GMC Eng.), 4 Bbl. "VIN V" 1972 676
(cont.)

QTY	PISTON (cont.)	YEARS	PART NO.	DESCRIPTION
1	POWERFORGED Piston Set w/Rings	72	8KL2377F 30 30-40-60	Exc. Spec. Hi-Perf.; Powerforged; 0.9894" Pin Dia.; 2 Rings 5/64 Groove, 1 Ring 3/16 Groove, 1.640 CD, Flat Head w/2 valve reliefs .180 wide x 45 degree top land chamfer. DUROSHIELD® skirt coated piston.
QTY	RINGS	YEARS	PART NO.	DESCRIPTION
1	Premium Set	72	E-233K Std-20-30-40-60	2-5/64, 1-3/16; Premium Moly
1	Premium Set	72	R-9905 Std-30-60	2-5/64, 1-3/16; Speed-Pro plasma-moly Perf. ring set
1	Standard Set	72	E-233X Std-20-30-40-60	2-5/64, 1-3/16; Iron
QTY	ENGINE BEARINGS	YEARS	PART NO.	DESCRIPTION
1	Main Set	72	4400MA Std-1-2-10-20-30-40	A-Series aluminum bearings
1	Main Set	72	7133MA 10 10-20-30-40	A-Series aluminum bearings; w/.010" O/S length flange brg.
1	Main Set	72	7122MA 10 10-20-30	A-Series aluminum bearings; w/.020" O/S length flange brg.
1	Main Set	72	C141M Std-1X-10-20	Performance; 3/4 grooved; DUROSHIELD® coated bearings; Super Duty Alloy
1	Main Set	72	141M Std-1-1X-9-10-11-20-21-30	Performance; 3/4 grooved; Tri-metal copper-lead
1	Rod Set	72	8-3190A Std-1-10-20-30-40-60	A-Series aluminum bearings
1	Rod Set	72	8-7200CH Std-1-1X-9-10-11-20-21-30	Performance; Chamfered on one side
1	Rod Set	72	C8-7200CH Std-1-1X-10-20	Performance; DUROSHIELD® coated bearings; w/o Dowel hole; Chamfered on one side
8	Rod Pair	72	3190A Std-1-10-20-30-40-50	A-Series aluminum bearings
1	Cam Set	72	1404M Std Only	Babbitt material; Full round design
1	Cam Set	72	2101M Std Only	Performance
QTY	OIL PUMP	YEARS	PART NO.	DESCRIPTION
1	Oil Pump	72	224-4154	
1	Oil Pump	72	224-4153	High Volume; Check for clearance; Use shaft w/steel guide
1	Inter. Shaft	72	224-6154A	Shaft w/slotted end, 6.52" O.A.L.; Use w/nylon guide
1	Inter. Shaft	72	224-6154	Shaft w/slotted end, 6.82" O.A.L.; Has integral steel guide
1	Oil Pump Shaft Guide	72	224-43343	Nylon
1	Screen Assy.	72	224-43620	Use with 8" pan
QTY	GASKETS	YEARS	PART NO.	DESCRIPTION
1	Kit Gasket Set	72	260-1717	Premium set; Hi-Perf.; w/Oval port heads; Header gskts. incl.; Complete set
1	Kit Gasket Set	72	260-1081	Premium set; Hi-Perf.; w/Rectangular port heads; Header gskts. incl.; Complete set
1	Kit Gasket Set	72	260-1009T	VINTAGE; Exc. Special Hi-Perf.; Exh. pipe packing not incl.; PermaDryPlus® oil pan gskt. incl.; PermaDryPlus® water outlet gskt. incl.; Premium valve stem seals incl.
1	Kit Gasket Set	72	260-1009	VINTAGE; Exc. Special Hi-Perf.; Exh. pipe packing not incl.; Premium valve stem seals incl.
QTY	FREEZE PLUGS	YEARS	PART NO.	DESCRIPTION
1	Brass Block Plug Kit	72	381-8009	
1	Steel Block Plug Kit	72	381-4017	
1	Brass Deep Cup Freeze Plug	72	381-9030	1.750" Diameter
1	Steel Deep Cup Freeze Plug	72	381-3082	1.750" Diameter, 0.593" Height
1	Steel Shallow Cup Freeze Plug	72	381-2154	2.219" Diameter

454 7.4L (7441cc) OHV V8 (16 Valve) (Chevrolet), 4.25" Bore (GMC Eng.), 4 Bbl. "VIN W" 1972 677

QTY	TIMING	YEARS	PART NO.	DESCRIPTION
1	3 Piece Set	72	KT3-501SA	Exc. Hi-Perf.; Exc. Spec. Hi-Perf.; Incl. silent type chain; (1) 222-501; (1) 223-392; (1) 223-393
1	Timing Chain	72	222-501	Exc. Hi-Perf.; Exc. Spec. Hi-Perf.; Silent type; 50 Links
1	Timing Chain	72	222-495	Spec. Hi-Perf.; Silent type; 50 Links
1	Crank Sprocket	72	223-393	Exc. Hi-Perf.; Exc. Spec. Hi-Perf.; 19 Teeth
1	Cam Sprocket	72	223-392	Exc. Hi-Perf.; Exc. Spec. Hi-Perf.; 38 Teeth
QTY	CAMSHAFT/LIFTER	YEARS	PART NO.	DESCRIPTION
1	Performance Cam	72	CS-1004R	Pro-1500 Perf. Cam; Use w/Hyd. lifters; 0.464" Exh. Valve Lift, 0.439" Int. Valve Lift, Hydraulic, (050) Duration at .050 Lobe Lift, 200 Exh., 190 Int., 110 Degrees Lobe Separation
1	Performance Cam	72	CS-1088R	Pro-2000 Perf. Cam; Use w/Hyd. lifters; 0.501" Exh. Valve Lift, 0.476" Int. Valve Lift, Hydraulic, (050) Duration at .050 Lobe Lift, 214 Exh., 204 Int., 112 Degrees Lobe Separation

(continued on next page)

GM Car (Incl. Buick, Cad., Chev., Olds., Pontiac)

677 454 7.4L (7441cc) OHV V8 (16 Valve) (Chevrolet), 4.25" Bore (GMC Eng.), 4 Bbl. "VIN W" 1972
(cont.)

QTY	CAMSHAFT/LIFTER	YEARS	PART NO.	DESCRIPTION
1	Performance Cam	72	CS-1015R	Pro-3000 Perf. Cam; Use w/Hyd. lifters; 0.527" Exh. Valve Lift, 0.501" Int. Valve Lift, Hydraulic, (050) Duration at .050 Lobe Lift, 224 Exh., 214 Int., 112 Degrees Lobe Separation
1	Prelube		55-403 Std Only	1.5 oz. packet
1	Prelube		55-400 Std Only	4 oz. bottle; 1.5 oz. packet No. 55-403 also avail.
16	Lifter	72	HT-817 Std Only	Hyd.
16	Lifter	72	HT-817R Std Only	Speed-Pro Hi-Revolution Hyd.
16	Lifter, Bulk	72	HT-817B Std Only	Hyd.; Carton of 128
16	Lifter, Bulk	72	HT-817RB Std Only	Speed-Pro Hi-Revolution Hyd.; Carton of 128
QTY	CAM KIT	YEARS	PART NO.	DESCRIPTION
1	Cam/Lifter Kit	72	KC-1004R	Hyd.; Pro-1500 Perf. Cam; Duration at .050", 190 Int., 202 Exh.; Valve lift .454" Int., .480" Exh.; Lobe Separation 110 Degrees; (1) 55-403B; (1) CS-1004R; (16) HT-817
1	Cam/Lifter Kit	72	KC-1088R	Hyd.; Pro-2000 Perf. Cam; Duration at .050", 204 Int., 214 Exh.; Valve lift .476" Int., .501" Exh.; Lobe Separation 112 Degrees; (1) 55-403B; (1) CS-1088R; (16) HT-817
1	Cam/Lifter Kit	72	KC-1015R	Hyd.; Pro-3000 Perf. Cam; Duration at .050", 214 Int., 224 Exh.; Valve lift .501" Int., .527" Exh.; Lobe Separation 112 Degrees; (1) 55-403B; (1) CS-1015R; (16) HT-817
QTY	PUSH ROD	YEARS	PART NO.	DESCRIPTION
8	Push Rod	72	RP-3103 Std Only	Loc. Exh.; .375" Rod dia.; 9.2540" O.A.L.
8	Push Rod	72	RP-3104 Std Only	Loc. Int.; .375" Rod dia.; 8.2810" O.A.L.
8	Push Rod, Bulk	72	BRP-3103 Std Only	Loc. Exh.; .375" Rod dia.; Carton of 100; 9.2540" O.A.L.
8	Push Rod, Bulk	72	BRP-3104 Std Only	Loc. Int.; .375" Rod dia.; Carton of 100; 8.2810" O.A.L.
8	Push Rod Guide Plate	72	MR-1893 Std Only	Speed-Pro stepped guide plate for 3/8" dia. push rods; Requires screw-in studs
8	Push Rod Guide Plate	72	MR-1894 Std Only	Speed-Pro stepped guide plate for 7/16" dia. push rods; Requires screw-in studs
QTY	ROCKER PARTS	YEARS	PART NO.	DESCRIPTION
16	Arm Assy.	72	R-851 Std Only	Incl. arm, ball & nut
16	Arm Assy., Bulk	72	R-851B Std Only	Incl. arm, ball & nut; Carton of 64
16	Arm	72	R-851A Std Only	
16	Rocker Arm Ball	72	MR-1815 Std Only	
16	Nut	72	MR-1813 Std Only	7/16" thread
16	Stud	72	MR-1910RS Std Only	7/16" thread, 1.955" length, .710" depth
QTY	VALVE	YEARS	PART NO.	DESCRIPTION
8	Exhaust	72	V-1911 Std-3-15	VINTAGE; Chrome plated stem; 1.7200" Head Dia., 0.3718" Stem Dia., 5.3550" O.A.L.
8	Exhaust, Bulk	72	V-1911B Std-15	VINTAGE; Chrome plated stem; Carton of 25; 1.7200" Head Dia., 0.3718" Stem Dia., 5.3550" O.A.L.
8	Intake	72	V-1912 Std-3-15	Chrome plated stem; 2.0650" Head Dia., 0.3720" Stem Dia., 5.2300" O.A.L.
8	Intake, Bulk	72	V-1912B Std Only	Chrome plated stem; Carton of 25; 2.0650" Head Dia., 0.3720" Stem Dia., 5.2300" O.A.L.
QTY	VALVE GUIDE	YEARS	PART NO.	DESCRIPTION
8	Guide	72	VG-688 Std Only	Loc. Exh.; w/Cast iron head; 0.3740" ID, 2.6300" O.A.L
8	Guide	72	VG-689 Std Only	Loc. Exhaust; w/Alum. head; 0.3735" ID, 2.4200" O.A.L
8	Guide	72	VG-689 Std Only	Loc. Int.; w/Cast iron head; 0.3735" ID, 2.4200" O.A.L
8	Guide	72	VG-689 Std Only	Loc. Intake; w/Alum. head; 0.3735" ID, 2.4200" O.A.L
8	Guide, Bulk	72	VG-689B Std Only	Loc. Exhaust; w/Alum. head; Carton of 50; 0.3735" ID, 2.4200" O.A.L
8	Guide, Bulk	72	VG-689B Std Only	Loc. Int.; w/Cast iron head; Carton of 50; 0.3735" ID, 2.4200" O.A.L
8	Guide, Bulk	72	VG-689B Std Only	Loc. Intake; w/Alum. head; Carton of 50; 0.3735" ID, 2.4200" O.A.L
QTY	VALVE SPRING	YEARS	PART NO.	DESCRIPTION
16	Spring	72	VS-708 Std Only	Double spring; 2.1200" Free Height
QTY	VALVE SEAL	YEARS	PART NO.	DESCRIPTION
16	Valve Stem Seal	72	ST-2004 Std Only	Exc. Spec. Hi-Perf.; Positive type; Installation requires valve guide machining; (RBBTF) Rubber/PTFE
16	Valve Stem Seal	72	MV-1769C Std Only	Exc. Spec. Hi-Perf.; Umbrella type; (PLY) Polyacrylate
16	Valve Stem Seal	72	MV-1912 Std Only	Exc. Spec. Hi-Perf.; Umbrella type; Premium Material; (VTN) Viton®
16	Valve Stem Seal	72	ST-2019R Std Only	Spec. Hi-Perf.; Positive type; Premium design; (TFL) PTFE
16	Valve Stem Seal Bulk	72	ST-2004BC Std Only	Exc. Spec. Hi-Perf.; Positive type; Installation requires valve guide machining; Carton of 100; (RBBTF) Rubber/PTFE
16	Valve Stem Seal Bulk	72	MV-1769 Std Only	Exc. Spec. Hi-Perf.; Umbrella type; Carton of 100; (PLY) Polyacrylate

VALVE TRAIN

VALVE TRAIN

(continued on next page)

GM Car (Incl. Buick, Cad., Chev., Olds., Pontiac)

454 7.4L (7441cc) OHV V8 (16 Valve) (Chevrolet), 4.25" Bore (GMC Eng.), 4 Bbl. "VIN W" 1972 **677**

(cont.)

	QTY	VALVE SEAL (cont.)	YEARS	PART NO.	DESCRIPTION
VALVE TRAIN	16	Valve Stem Seal Bulk	72	ST-2019RBC Std Only	Spec. Hi-Perf.; Positive type; Premium design; Carton of 100; (TFL) PTFE
	8	VALVE SEAT Seat	72	245-1812-4 Std Only	Loc. Exh.; Exc. Hi-Perf.; 1.8175" OD, 1.5625" ID, 0.2160" Depth
	8	Seat	72	245-1812-4N Std Only	Loc. Exh.; Exc. Hi-Perf.; Premium Material; 1.8175" OD, 1.5625" ID, 0.2160" Depth
	8	Seat	72	245-2250-1 Std Only	Loc. Int.; Exc. Hi-Perf.; Machine ID to fit; 2.2555" OD, 1.9375" ID, 0.1855" Depth
TRAIN	32	VALVE, MISC Keeper	72	VK-138A Std Only	1 groove; Square cut key groove; Carton pack 24
	32	Keeper	72	VK-138 Std Only	1 groove; Square cut key groove; Carton pack 32
	32	Keeper	72	VK-138R Std Only	1 groove; Square cut key groove; Hardened
	32	Keeper, Bulk	72	VK-138B Std Only	1 groove; Square cut key groove; Carton of 1000
	16	Spring Insert	72	259-303C Std Only	.015"; ID .703"; Carton of 100
	16	Spring Insert	72	259-303B Std Only	.030"; ID .703"; Carton of 100
	16	Spring Insert	72	259-303A Std Only	.060"; ID .703"; Carton of 100
	16	Spring Insert	72	259-303ARS Std Only	.060"; ID .703"; Carton of 500
BLOCK	8	PISTON Cast Piston	72	H661CP Std-20-30-40-60-100	Exc. Hi-Perf.; Exc. Spec. Hi-Perf.; Use in sets only; Hypereutectic; .9893" Pin Dia.; 2 Rings 5/64 Groove, 1 Ring 3/16 Groove, 1.625 CD, Flat Head w/2 valve reliefs; Use E424K30 ring set for H661CP100; DUROSHIELD® skirt coated piston
	8	Cast Piston	72	H693CP Std-20-30-40-60-100	Hypereutectic; 0.9893" Pin Dia.; 2 Rings 5/64 Groove, 1 Ring 3/16 Groove, 1.640 CD, .230 dome, 2 reliefs; DUROSHIELD® skirt coated piston; 60 and 100 O/S have .210 dome
	8	Cast Piston	72	H581CP Std-20-30-40-60-100	Hypereutectic; Perf. only; 0.9894" Pin Dia.; 2 Rings 5/64 Groove, 1 Ring 3/16 Groove, 1.640 CD, .340 dome, 2 reliefs; DUROSHIELD® skirt coated piston; 60 and 100 O/S have .300 dome
	8	Cast Piston	72	H518CP Std-20-30-40-60-100	Use in sets only; Hypereutectic; .9894" Pin Dia.; 2 Rings 5/64 Groove, 1 Ring 3/16 Groove, 1.625 CD, Recessed Head .080 deep x 2.100 dia. w/2 valve reliefs; For + .100 use ring set E424K30; DUROSHIELD® skirt coated piston
	8	Cast Piston - Individual	72	WH661CP Std-20-30-40-60-100	Exc. Hi-Perf.; Exc. Spec. Hi-Perf.; Use in sets only; Hypereutectic; .9893" Pin Dia.; 2 Rings 5/64 Groove, 1 Ring 3/16 Groove, 1.625 CD, Flat Head w/2 valve reliefs; Use E424K30 ring set for H661CP100; DUROSHIELD® skirt coated piston
	8	Cast Piston - Individual	72	WH693CP Std-20-30-40-60-100	Hypereutectic; 0.9893" Pin Dia.; 2 Rings 5/64 Groove, 1 Ring 3/16 Groove, 1.640 CD, .230 dome, 2 reliefs; DUROSHIELD® skirt coated piston; 60 and 100 O/S have .210 dome
	8	Cast Piston - Individual	72	WH581CP Std-20-30-40-60-100	Hypereutectic; Perf. only; 0.9894" Pin Dia.; 2 Rings 5/64 Groove, 1 Ring 3/16 Groove, 1.640 CD, .340 dome, 2 reliefs; DUROSHIELD® skirt coated piston; 60 and 100 O/S have .300 dome
	8	Cast Piston - Individual	72	WH518CP Std-20-30-40-60-100	Use in sets only; Hypereutectic; Use w/WE-424K 30 ring set; .9894" Pin Dia.; 2 Rings 5/64 Groove, 1 Ring 3/16 Groove, 1.625 CD, Recessed Head .080 deep x 2.100 dia. w/2 valve reliefs; For + .100 use ring set E424K30; DUROSHIELD® skirt coated piston
	1	Cast Piston Set w/Prem. Rings	72	8KH518CP 30 30-40-60	Cast; .9894" Pin Dia.; 2 Rings 5/64 Groove, 1 Ring 3/16 Groove, 1.625 CD, Recessed Head .080 deep x 2.100 dia. w/2 valve reliefs; DUROSHIELD® skirt coated piston
	1	Cast Piston Set w/Prem. Rings	72	8KH661CP 30 30-40-60	Exc. Hi-Perf.; Exc. Spec. Hi-Perf.; Cast; .9893" Pin Dia.; 2 Rings 5/64 Groove, 1 Ring 3/16 Groove, 1.625 CD, Flat Head w/2 valve reliefs; DUROSHIELD® skirt coated piston
	8	POWERFORGED	72	L-2377F Std-20-30-40-60	Exc. Spec. Hi-Perf.; Powerforged; 0.9894" Pin Dia.; 2 Rings 5/64 Groove, 1 Ring 3/16 Groove, 1.640 CD, Flat, 2 reliefs, Chamfer; DUROSHIELD® skirt coated piston
	8	POWERFORGED Piston-Individual	72	WL-2377F Std-20-30-40-60	Exc. Spec. Hi-Perf.; Powerforged; 0.9894" Pin Dia.; 2 Rings 5/64 Groove, 1 Ring 3/16 Groove, 1.640 CD, Flat, 2 reliefs, Chamfer; DUROSHIELD® skirt coated piston
	1	POWERFORGED Piston Set w/Rings	72	8KL2377F 30 30-40-60	Exc. Spec. Hi-Perf.; Powerforged; 0.9894" Pin Dia.; 2 Rings 5/64 Groove, 1 Ring 3/16 Groove, 1.640 CD, Flat Head w/2 valve reliefs .180 wide x 45 degree top land chamfer. DUROSHIELD® skirt coated piston.
	BLOCK	QTY	RINGS	YEARS	PART NO.
1		Premium Set	72	E-233K Std-20-30-40-60	2-5/64, 1-3/16; Premium Moly
	1	Premium Set	72	R-9905 Std-30-60	2-5/64, 1-3/16; Speed-Pro plasma-moly Perf. ring set

(continued on next page)

GM Car (Incl. Buick, Cad., Chev., Olds., Pontiac)

677 454 7.4L (7441cc) OHV V8 (16 Valve) (Chevrolet), 4.25" Bore (GMC Eng.), 4 Bbl. "VIN W" 1972
(cont.)

QTY	RINGS (cont.)	YEARS	PART NO.	DESCRIPTION
1	Standard Set	72	E-233X Std-20-30-40-60	2-5/64, 1-3/16; Iron
QTY	ENGINE BEARINGS	YEARS	PART NO.	DESCRIPTION
1	Main Set	72	4400MA Std-1-2-10-20-30-40	A-Series aluminum bearings
1	Main Set	72	7133MA 10 10-20-30-40	A-Series aluminum bearings; w/.010" O/S length flange brg.
1	Main Set	72	7122MA 10 10-20-30	A-Series aluminum bearings; w/.020" O/S length flange brg.
1	Main Set	72	C141M Std-1X-10-20	Performance; 3/4 grooved; DUROSHIELD® coated bearings; Super Duty Alloy
1	Main Set	72	141M Std-1-1X-9-10-11-20-21-30	Performance; 3/4 grooved; Tri-metal copper-lead
1	Rod Set	72	8-3190A Std-1-10-20-30-40-60	A-Series aluminum bearings
1	Rod Set	72	8-7200CH Std-1-1X-9-10-11-20-21-30	Performance; Chamfered on one side
1	Rod Set	72	C8-7200CH Std-1-1X-10-20	Performance; DUROSHIELD® coated bearings; w/o Dowel hole; Chamfered on one side
8	Rod Pair	72	3190A Std-1-10-20-30-40-50	A-Series aluminum bearings
1	Cam Set	72	1404M Std Only	Babbitt material; Full round design
1	Cam Set	72	2101M Std Only	Performance
QTY	OIL PUMP	YEARS	PART NO.	DESCRIPTION
1	Oil Pump	72	224-4154	
1	Oil Pump	72	224-4153	High Volume; Check for clearance; Use shaft w/steel guide
1	Inter. Shaft	72	224-6154A	Shaft w/slotted end, 6.52" O.A.L.; Use w/nylon guide
1	Inter. Shaft	72	224-6154	Shaft w/slotted end, 6.82" O.A.L.; Has integral steel guide
1	Oil Pump Shaft Guide	72	224-43343	Nylon
1	Screen Assy.	72	224-43620	Use with 8" pan
QTY	GASKETS	YEARS	PART NO.	DESCRIPTION
1	Kit Gasket Set	72	260-1717	Premium set; Hi-Perf.; w/Oval port heads; Header gskts. incl.; Complete set
1	Kit Gasket Set	72	260-1081	Premium set; Hi-Perf.; w/Rectangular port heads; Header gskts. incl.; Complete set
1	Kit Gasket Set	72	260-1009T	VINTAGE; Exc. Special Hi-Perf.; Exh. pipe packing not incl.; PermaDryPlus® oil pan gskt. incl.; PermaDryPlus® water outlet gskt. incl.; Premium valve stem seals incl.
1	Kit Gasket Set	72	260-1009	VINTAGE; Exc. Special Hi-Perf.; Exh. pipe packing not incl.; Premium valve stem seals incl.
QTY	FREEZE PLUGS	YEARS	PART NO.	DESCRIPTION
1	Brass Block Plug Kit	72	381-8009	
1	Steel Block Plug Kit	72	381-4017	
1	Brass Deep Cup Freeze Plug	72	381-9030	1.750" Diameter
1	Steel Deep Cup Freeze Plug	72	381-3082	1.750" Diameter, 0.593" Height
1	Steel Shallow Cup Freeze Plug	72	381-2154	2.219" Diameter

678 454 7.4L (7441cc) OHV V8 (16 Valve) (Chevrolet), 4.25" Bore (GMC Eng.), 4 Bbl. "VIN X" 1975-1973

QTY	TIMING	YEARS	PART NO.	DESCRIPTION
1	3 Piece Set	75-73	KT3-501SA	Incl. silent type chain; (1) 222-501; (1) 223-392; (1) 223-393
1	Timing Chain	75-73	222-501	Silent type; 50 Links
1	Timing Chain	73	222-495	Chevrolet Bel Air Base, Caprice Estate, Impala Base, Monte Carlo Base; Hi-Perf.; Silent type; 50 Links
1	Crank Sprocket	75-73	223-393	19 Teeth
1	Cam Sprocket	75-73	223-392	38 Teeth
QTY	CAMSHAFT/LIFTER	YEARS	PART NO.	DESCRIPTION
1	Camshaft	75-73	CS-660	VINTAGE; Hydraulic, (050) Duration at .050 Lobe Lift, 213 Exh., 210 Int., 113 Degrees Lobe Separation
1	Performance Cam	75-73	CS-1004R	Pro-1500 Perf. Cam; Use w/Hyd. lifters; 0.464" Exh. Valve Lift, 0.439" Int. Valve Lift, Hydraulic, (050) Duration at .050 Lobe Lift, 200 Exh., 190 Int., 110 Degrees Lobe Separation
1	Performance Cam	75-73	CS-1088R	Pro-2000 Perf. Cam; Use w/Hyd. lifters; 0.501" Exh. Valve Lift, 0.476" Int. Valve Lift, Hydraulic, (050) Duration at .050 Lobe Lift, 214 Exh., 204 Int., 112 Degrees Lobe Separation
1	Performance Cam	75-73	CS-1015R	Pro-3000 Perf. Cam; Use w/Hyd. lifters; 0.527" Exh. Valve Lift, 0.501" Int. Valve Lift, Hydraulic, (050) Duration at .050 Lobe Lift, 224 Exh., 214 Int., 112 Degrees Lobe Separation
1	Prelube		55-403 Std Only	1.5 oz. packet
1	Prelube		55-400 Std Only	4 oz. bottle; 1.5 oz. packet No. 55-403 also avail.
16	Lifter	75-73	HT-817 Std Only	Hyd.
16	Lifter	75-73	HT-817R Std Only	Speed-Pro Hi-Revolution Hyd.
16	Lifter, Bulk	75-73	HT-817B Std Only	Hyd.; Carton of 128

(continued on next page)

GM Car (Incl. Buick, Cad., Chev., Olds., Pontiac)

454 7.4L (7441cc) OHV V8 (16 Valve) (Chevrolet), 4.25" Bore (GMC Eng.), 4 Bbl. "VIN X" 1975-1973 678
(cont.)

QTY	CAMSHAFT/LIFTER	YEARS	PART NO.	DESCRIPTION
16	Lifter, Bulk	75-73	HT-817RB Std Only	Speed-Pro Hi-Revolution Hyd.; Carton of 128
1	CAM KIT Cam/Lifter Kit	75-73	KC-1004R	Hyd.; Pro-1500 Perf. Cam; Duration at .050", 190 Int., 202 Exh.; Valve lift .454" Int., .480" Exh.; Lobe Separation 110 Degrees; (1) 55-403B; (1) CS-1004R; (16) HT-817
1	Cam/Lifter Kit	75-73	KC-1088R	Hyd.; Pro-2000 Perf. Cam; Duration at .050", 204 Int., 214 Exh.; Valve lift .476" Int., .501" Exh.; Lobe Separation 112 Degrees; (1) 55-403B; (1) CS-1088R; (16) HT-817
1	Cam/Lifter Kit	75-73	KC-1015R	Hyd.; Pro-3000 Perf. Cam; Duration at .050", 214 Int., 224 Exh.; Valve lift .501" Int., .527" Exh.; Lobe Separation 112 Degrees; (1) 55-403B; (1) CS-1015R; (16) HT-817
8	PUSH ROD Push Rod	75-73	RP-3254 Std Only	Loc. Exh.; 9.2020" O.A.L.
8	Push Rod	75-73	RP-3215R Std Only	Loc. Exh.; Chrome-Moly; .375" tube dia.; 9.2520" O.A.L.
8	Push Rod	75-73	RP-3218R Std Only	Loc. Exh.; Chrome-Moly; .437" tube dia.; 9.2520" O.A.L.
8	Push Rod	75-73	RP-3255 Std Only	Loc. Int.; 8.2270" O.A.L.
8	Push Rod	75-73	RP-3216R Std Only	Loc. Int.; Chrome-Moly; .375" tube dia.; 8.2800" O.A.L.
8	Push Rod	75-73	RP-3217R Std Only	Loc. Int.; Chrome-Moly; .437" tube dia.; 8.2800" O.A.L.
8	Push Rod Guide Plate	75-73	MR-1893 Std Only	Speed-Pro stepped guide plate for 3/8" dia. push rods; Requires screw-in studs
8	Push Rod Guide Plate	75-73	MR-1894 Std Only	Speed-Pro stepped guide plate for 7/16" dia. push rods; Requires screw-in studs
16	ROCKER PARTS Arm Assy.	75-73	R-851 Std Only	Incl. arm, ball & nut
16	Arm Assy., Bulk	75-73	R-851B Std Only	Incl. arm, ball & nut; Carton of 64
16	Arm	75-73	R-851A Std Only	
16	Rocker Arm Ball	75-73	MR-1815 Std Only	
16	Nut	75-73	MR-1813 Std Only	7/16" thread
16	Stud	75-73	MR-1910RS Std Only	7/16" thread, 1.955" length, .710" depth
8	VALVE Exhaust	75-73	V-1911 Std-3-15	VINTAGE; Chrome plated stem; 1.7200" Head Dia., 0.3718" Stem Dia., 5.3550" O.A.L.
8	Exhaust, Bulk	75-73	V-1911B Std-15	VINTAGE; Chrome plated stem; Carton of 25; 1.7200" Head Dia., 0.3718" Stem Dia., 5.3550" O.A.L.
8	Intake	75-73	V-1912 Std-3-15	Chrome plated stem; 2.0650" Head Dia., 0.3720" Stem Dia., 5.2300" O.A.L.
8	Intake, Bulk	75-73	V-1912B Std Only	Chrome plated stem; Carton of 25; 2.0650" Head Dia., 0.3720" Stem Dia., 5.2300" O.A.L.
8	VALVE GUIDE Guide	75-73	VG-688 Std Only	Loc. Exh.; w/Cast iron head; 0.3740" ID, 2.6300" O.A.L
8	Guide	75-73	VG-689 Std Only	Loc. Exhaust; w/Alum. head; 0.3735" ID, 2.4200" O.A.L
8	Guide	75-73	VG-689 Std Only	Loc. Int.; w/Cast iron head; 0.3735" ID, 2.4200" O.A.L
8	Guide	75-73	VG-689 Std Only	Loc. Intake; w/Alum. head; 0.3735" ID, 2.4200" O.A.L
8	Guide, Bulk	75-73	VG-689B Std Only	Loc. Exhaust; w/Alum. head; Carton of 50; 0.3735" ID, 2.4200" O.A.L
8	Guide, Bulk	75-73	VG-689B Std Only	Loc. Int.; w/Cast iron head; Carton of 50; 0.3735" ID, 2.4200" O.A.L
8	Guide, Bulk	75-73	VG-689B Std Only	Loc. Intake; w/Alum. head; Carton of 50; 0.3735" ID, 2.4200" O.A.L
16	VALVE SPRING Spring	75	VS-671 Std Only	2.0500" Free Height
16	Spring	74-73	VS-728 Std Only	VINTAGE; 2.0930" Free Height
16	Spring, Bulk	75	VS-671B Std Only	Carton of 150; 2.0500" Free Height
16	VALVE SEAL Valve Stem Seal	75-73	ST-2014 Std Only	Optional for Eng. w/double valve spring; Positive type; Installation requires valve guide machining; (TFL) PTFE
16	Valve Stem Seal	75-73	ST-2004 Std Only	Positive type; Installation requires valve guide machining; (RBBTF) Rubber/PTFE
16	Valve Stem Seal	75-73	MV-1769C Std Only	Umbrella type; (PLY) Polyacrylate
16	Valve Stem Seal	75-73	MV-1912 Std Only	Umbrella type; Premium Material; (VTN) Viton®
16	Valve Stem Seal Bulk	75-73	ST-2014BC Std Only	Optional for Eng. w/double valve spring; Positive type; Installation requires valve guide machining; Carton of 100; (TFL) PTFE
16	Valve Stem Seal Bulk	75-73	ST-2004BC Std Only	Positive type; Installation requires valve guide machining; Carton of 100; (RBBTF) Rubber/PTFE
16	Valve Stem Seal Bulk	75-73	MV-1769 Std Only	Umbrella type; Carton of 100; (PLY) Polyacrylate
8	VALVE SEAT Seat	75-73	245-1812-4 Std Only	Loc. Exh.; 1.8175" OD, 1.5625" ID, 0.2160" Depth

VALVE TRAIN

VALVE TRAIN

(continued on next page)

GM Car (Incl. Buick, Cad., Chev., Olds., Pontiac)

678 454 7.4L (7441cc) OHV V8 (16 Valve) (Chevrolet), 4.25" Bore (GMC Eng.), 4 Bbl. "VIN X" 1975-1973
(cont.)

QTY	VALVE SEAT (cont.)	YEARS	PART NO.	DESCRIPTION
8	Seat	75-73	245-1812-4N Std Only	Loc. Exh.; Premium Material; 1.8175" OD, 1.5625" ID, 0.2160" Depth
8	Seat	75-73	245-2250-1 Std Only	Loc. Int.; Machine ID to fit; 2.2555" OD, 1.9375" ID, 0.1855" Depth
QTY	VALVE, MISC	YEARS	PART NO.	DESCRIPTION
32	Keeper	75-73	VK-138A Std Only	1 groove; Square cut key groove; Carton pack 24
32	Keeper	75-73	VK-138 Std Only	1 groove; Square cut key groove; Carton pack 32
32	Keeper	75-73	VK-138R Std Only	1 groove; Square cut key groove; Hardened
32	Keeper, Bulk	75-73	VK-138B Std Only	1 groove; Square cut key groove; Carton of 1000
16	Spring Insert	75-73	259-303C Std Only	.015"; ID .703"; Carton of 100
16	Spring Insert	75-73	259-303B Std Only	.030"; ID .703"; Carton of 100
16	Spring Insert	75-73	259-303A Std Only	.060"; ID .703"; Carton of 100
16	Spring Insert	75-73	259-303ARS Std Only	.060"; ID .703"; Carton of 500
8	Rotocap	75-73	RC-163S Std Only	Loc. Exh.
QTY	PISTON	YEARS	PART NO.	DESCRIPTION
8	Cast Piston	75-73	H693CP Std-20-30-40-60-100	Hypereutectic; 0.9893" Pin Dia.; 2 Rings 5/64 Groove, 1 Ring 3/16 Groove, 1.640 CD, .230 dome, 2 reliefs; DUROSHIELD® skirt coated piston; 60 and 100 O/S have .210 dome
8	Cast Piston	75-73	H581CP Std-20-30-40-60-100	Hypereutectic; Perf. only; 0.9894" Pin Dia.; 2 Rings 5/64 Groove, 1 Ring 3/16 Groove, 1.640 CD, .340 dome, 2 reliefs; DUROSHIELD® skirt coated piston; 60 and 100 O/S have .300 dome
8	Cast Piston	75-73	H661CP Std-20-30-40-60-100	Use in sets only; Hypereutectic; .9893" Pin Dia.; 2 Rings 5/64 Groove, 1 Ring 3/16 Groove, 1.625 CD, Flat Head w/2 valve reliefs; Use E424K30 ring set for H661CP100; DUROSHIELD® skirt coated piston
8	Cast Piston	75-73	H518CP Std-20-30-40-60-100	Use in sets only; Hypereutectic; .9894" Pin Dia.; 2 Rings 5/64 Groove, 1 Ring 3/16 Groove, 1.625 CD, Recessed Head .080 deep x 2.100 dia. w/2 valve reliefs; For + .100 use ring set E424K30; DUROSHIELD® skirt coated piston
8	Cast Piston - Individual	75-73	WH693CP Std-20-30-40-60-100	Hypereutectic; 0.9893" Pin Dia.; 2 Rings 5/64 Groove, 1 Ring 3/16 Groove, 1.640 CD, .230 dome, 2 reliefs; DUROSHIELD® skirt coated piston; 60 and 100 O/S have .210 dome
8	Cast Piston - Individual	75-73	WH581CP Std-20-30-40-60-100	Hypereutectic; Perf. only; 0.9894" Pin Dia.; 2 Rings 5/64 Groove, 1 Ring 3/16 Groove, 1.640 CD, .340 dome, 2 reliefs; DUROSHIELD® skirt coated piston; 60 and 100 O/S have .300 dome
8	Cast Piston - Individual	75-73	WH661CP Std-20-30-40-60-100	Use in sets only; Hypereutectic; .9893" Pin Dia.; 2 Rings 5/64 Groove, 1 Ring 3/16 Groove, 1.625 CD, Flat Head w/2 valve reliefs; Use E424K30 ring set for H661CP100; DUROSHIELD® skirt coated piston
8	Cast Piston - Individual	75-73	WH518CP Std-20-30-40-60-100	Use in sets only; Hypereutectic; Use w/WE-424K 30 ring set; .9894" Pin Dia.; 2 Rings 5/64 Groove, 1 Ring 3/16 Groove, 1.625 CD, Recessed Head .080 deep x 2.100 dia. w/2 valve reliefs; For + .100 use ring set E424K30; DUROSHIELD® skirt coated piston
1	Cast Piston Set w/Prem. Rings	75-73	8KH661CP 30 30-40-60	Cast; .9893" Pin Dia.; 2 Rings 5/64 Groove, 1 Ring 3/16 Groove, 1.625 CD, Flat Head w/2 valve reliefs; DUROSHIELD® skirt coated piston
1	Cast Piston Set w/Prem. Rings	75-73	8KH518CP 30 30-40-60	Cast; .9894" Pin Dia.; 2 Rings 5/64 Groove, 1 Ring 3/16 Groove, 1.625 CD, Recessed Head .080 deep x 2.100 dia. w/2 valve reliefs; DUROSHIELD® skirt coated piston
8	POWERFORGED	75-73	L-2377F Std-20-30-40-60	Powerforged; 0.9894" Pin Dia.; 2 Rings 5/64 Groove, 1 Ring 3/16 Groove, 1.640 CD, Flat, 2 reliefs, Chamfer; DUROSHIELD® skirt coated piston
8	POWERFORGED Piston-Individual	75-73	WL-2377F Std-20-30-40-60	Powerforged; 0.9894" Pin Dia.; 2 Rings 5/64 Groove, 1 Ring 3/16 Groove, 1.640 CD, Flat, 2 reliefs, Chamfer; DUROSHIELD® skirt coated piston
1	POWERFORGED Piston Set w/Rings	75-73	8KL2377F 30 30-40-60	Powerforged; 0.9894" Pin Dia.; 2 Rings 5/64 Groove, 1 Ring 3/16 Groove, 1.640 CD, Flat Head w/2 valve reliefs .180 wide x 45 degree top land chamfer. DUROSHIELD® skirt coated piston.
QTY	RINGS	YEARS	PART NO.	DESCRIPTION
1	Premium Set	75-73	E-233K Std-20-30-40-60	2-5/64, 1-3/16; Premium Moly
1	Premium Set	75-73	R-9905 Std-30-60	2-5/64, 1-3/16; Speed-Pro plasma-moly Perf. ring set
1	Standard Set	75-73	E-233X Std-20-30-40-60	2-5/64, 1-3/16; Iron
QTY	ENGINE BEARINGS	YEARS	PART NO.	DESCRIPTION
1	Main Set	75-73	4400MA Std-1-2-10-20-30-40	A-Series aluminum bearings
1	Main Set	75-73	7133MA 10 10-20-30-40	A-Series aluminum bearings; w/.010" O/S length flange brg.

BLOCK

BLOCK

(continued on next page)

GM Car (Incl. Buick, Cad., Chev., Olds., Pontiac)

454 7.4L (7441cc) OHV V8 (16 Valve) (Chevrolet), 4.25" Bore (GMC Eng.), 4 Bbl. "VIN X" 1975-1973 678
(cont.)

	QTY	ENGINE BEARINGS	YEARS	PART NO.	DESCRIPTION
BLOCK	1	(cont.) Main Set	75-73	7122MA 10 10-20-30	A-Series aluminum bearings ; w/.020" O/S length flange brg.
	1	Main Set	75-73	C141M Std-1X-10-20	Performance; 3/4 grooved; DUROSHIELD® coated bearings; Super Duty Alloy
	1	Main Set	75-73	141M Std-1-1X-9-10-11-20-21-30	Performance; 3/4 grooved; Tri-metal copper-lead
	1	Rod Set	75-73	8-3190A Std-1-10-20-30-40-60	A-Series aluminum bearings
	1	Rod Set	75-73	8-7200CH Std-1-1X-9-10-11-20-21-30	Performance; Chamfered on one side
	1	Rod Set	75-73	C8-7200CH Std-1-1X-10-20	Performance; DUROSHIELD® coated bearings; w/o Dowel hole; Chamfered on one side
	8	Rod Pair	75-73	3190A Std-1-10-20-30-40-50	A-Series aluminum bearings
	1	Cam Set	75-73	1404M Std Only	Babbitt material; Full round design
	1	Cam Set	75-73	2101M Std Only	Performance
	BLOCK	QTY	OIL PUMP	YEARS	PART NO.
1		Oil Pump	75-73	224-4154	
1		Oil Pump	75-73	224-4153	High Volume; Check for clearance; Use shaft w/steel guide
1		Inter. Shaft	75-73	224-6154A	Shaft w/slotted end, 6.52" O.A.L.; Use w/nylon guide
1		Inter. Shaft	75-73	224-6154	Shaft w/slotted end, 6.82" O.A.L.; Has integral steel guide
1		Oil Pump Shaft Guide	75-73	224-43343	Nylon
1	Screen Assy.	75-73	224-43620	Use with 8" pan	
BLOCK	QTY	GASKETS	YEARS	PART NO.	DESCRIPTION
	1	Kit Gasket Set	75-73	260-1717	Premium set; Hi-Perf.; w/Oval port heads; Header gskts. incl.; Complete set
	1	Kit Gasket Set	75-73	260-1081	Premium set; Hi-Perf.; w/Rectangular port heads; Header gskts. incl.; Complete set
	1	Kit Gasket Set	75-73	260-1009T	VINTAGE; Exh. pipe packing not incl.; PermaDryPlus® oil pan gskt. incl.; PermaDryPlus® water outlet gskt. incl.; Premium valve stem seals incl.
1	Kit Gasket Set	75-73	260-1009	VINTAGE; Exh. pipe packing not incl.; Premium valve stem seals incl.	
BLOCK	QTY	FREEZE PLUGS	YEARS	PART NO.	DESCRIPTION
	1	Brass Block Plug Kit	75-73	381-8009	
	1	Steel Block Plug Kit	75-73	381-4017	
	1	Brass Deep Cup Freeze Plug	75-73	381-9030	1.750" Diameter
	1	Steel Deep Cup Freeze Plug	75-73	381-3082	1.750" Diameter, 0.593" Height
1	Steel Shallow Cup Freeze Plug	75-73	381-2154	2.219" Diameter	

454 7.4L (7441cc) OHV V8 (16 Valve) (Chevrolet), 4.25" Bore (GMC Eng.), 4 Bbl. "VIN Y" 1975-1973 679

	QTY	TIMING	YEARS	PART NO.	DESCRIPTION
VALVE TRAIN	1	3 Piece Set	75-73	KT3-501SA	Incl. silent type chain; (1) 222-501; (1) 223-392; (1) 223-393
	1	Timing Chain	75-73	222-501	Silent type; 50 Links
	1	Timing Chain	73	222-495	Chevrolet Caprice Classic, Chevelle Deluxe, Laguna Base, Estate, Malibu Base, Estate; Hi-Perf.; Silent type; 50 Links
	1	Crank Sprocket	75-73	223-393	19 Teeth
	1	Cam Sprocket	75-73	223-392	38 Teeth
	QTY	CAMSHAFT/LIFTER	YEARS	PART NO.	DESCRIPTION
	1	Camshaft	75-73	CS-660	VINTAGE; Hydraulic, (050) Duration at .050 Lobe Lift, 213 Exh., 210 Int., 113 Degrees Lobe Separation
	1	Performance Cam	75-73	CS-1004R	Pro-1500 Perf. Cam; Use w/Hyd. lifters; 0.464" Exh. Valve Lift, 0.439" Int. Valve Lift, Hydraulic, (050) Duration at .050 Lobe Lift, 200 Exh., 190 Int., 110 Degrees Lobe Separation
	1	Performance Cam	75-73	CS-1088R	Pro-2000 Perf. Cam; Use w/Hyd. lifters; 0.501" Exh. Valve Lift, 0.476" Int. Valve Lift, Hydraulic, (050) Duration at .050 Lobe Lift, 214 Exh., 204 Int., 112 Degrees Lobe Separation
	1	Performance Cam	75-73	CS-1015R	Pro-3000 Perf. Cam; Use w/Hyd. lifters; 0.527" Exh. Valve Lift, 0.501" Int. Valve Lift, Hydraulic, (050) Duration at .050 Lobe Lift, 224 Exh., 214 Int., 112 Degrees Lobe Separation
1	Prelube		55-403 Std Only	1.5 oz. packet	
1	Prelube		55-400 Std Only	4 oz. bottle; 1.5 oz. packet No. 55-403 also avail.	
16	Lifter	75-73	HT-817 Std Only	Hyd.	
16	Lifter	75-73	HT-817R Std Only	Speed-Pro Hi-Revolution Hyd.	
16	Lifter, Bulk	75-73	HT-817B Std Only	Hyd.; Carton of 128	
16	Lifter, Bulk	75-73	HT-817RB Std Only	Speed-Pro Hi-Revolution Hyd.; Carton of 128	

(continued on next page)

GM Car (Incl. Buick, Cad., Chev., Olds., Pontiac)

679 454 7.4L (7441cc) OHV V8 (16 Valve) (Chevrolet), 4.25" Bore (GMC Eng.), 4 Bbl. "VIN Y" 1975-1973

(cont.)

QTY	CAM KIT	YEARS	PART NO.	DESCRIPTION
1	Cam/Lifter Kit	75-73	KC-1004R	Hyd.; Pro-1500 Perf. Cam; Duration at .050", 190 Int., 202 Exh.; Valve lift .454" Int., .480" Exh.; Lobe Separation 110 Degrees; (1) 55-403B; (1) CS-1004R; (16) HT-817
1	Cam/Lifter Kit	75-73	KC-1088R	Hyd.; Pro-2000 Perf. Cam; Duration at .050", 204 Int., 214 Exh.; Valve lift .476" Int., .501" Exh.; Lobe Separation 112 Degrees; (1) 55-403B; (1) CS-1088R; (16) HT-817
1	Cam/Lifter Kit	75-73	KC-1015R	Hyd.; Pro-3000 Perf. Cam; Duration at .050", 214 Int., 224 Exh.; Valve lift .501" Int., .527" Exh.; Lobe Separation 112 Degrees; (1) 55-403B; (1) CS-1015R; (16) HT-817
QTY	PUSH ROD	YEARS	PART NO.	DESCRIPTION
8	Push Rod	75-73	RP-3254 Std Only	Loc. Exh.; 9.2020" O.A.L.
8	Push Rod	75-73	RP-3215R Std Only	Loc. Exh.; Chrome-Moly; .375" tube dia.; 9.2520" O.A.L.
8	Push Rod	75-73	RP-3218R Std Only	Loc. Exh.; Chrome-Moly; .437" tube dia.; 9.2520" O.A.L.
8	Push Rod	75-73	RP-3255 Std Only	Loc. Int.; 8.2270" O.A.L.
8	Push Rod	75-73	RP-3216R Std Only	Loc. Int.; Chrome-Moly; .375" tube dia.; 8.2800" O.A.L.
8	Push Rod	75-73	RP-3217R Std Only	Loc. Int.; Chrome-Moly; .437" tube dia.; 8.2800" O.A.L.
8	Push Rod Guide Plate	75-73	MR-1893 Std Only	Speed-Pro stepped guide plate for 3/8" dia. push rods; Requires screw-in studs
8	Push Rod Guide Plate	75-73	MR-1894 Std Only	Speed-Pro stepped guide plate for 7/16" dia. push rods; Requires screw-in studs
QTY	ROCKER PARTS	YEARS	PART NO.	DESCRIPTION
16	Arm Assy.	75-73	R-851 Std Only	Incl. arm, ball & nut
16	Arm Assy., Bulk	75-73	R-851B Std Only	Incl. arm, ball & nut; Carton of 64
16	Arm	75-73	R-851A Std Only	
16	Rocker Arm Ball	75-73	MR-1815 Std Only	
16	Nut	75-73	MR-1813 Std Only	7/16" thread
16	Stud	75-73	MR-1910RS Std Only	7/16" thread, 1.955" length, .710" depth
QTY	VALVE	YEARS	PART NO.	DESCRIPTION
8	Exhaust	75-73	V-1911 Std-3-15	VINTAGE; Chrome plated stem; 1.7200" Head Dia., 0.3718" Stem Dia., 5.3550" O.A.L.
8	Exhaust, Bulk	75-73	V-1911B Std-15	VINTAGE; Chrome plated stem; Carton of 25; 1.7200" Head Dia., 0.3718" Stem Dia., 5.3550" O.A.L.
8	Intake	75-73	V-1912 Std-3-15	Chrome plated stem; 2.0650" Head Dia., 0.3720" Stem Dia., 5.2300" O.A.L.
8	Intake, Bulk	75-73	V-1912B Std Only	Chrome plated stem; Carton of 25; 2.0650" Head Dia., 0.3720" Stem Dia., 5.2300" O.A.L.
QTY	VALVE GUIDE	YEARS	PART NO.	DESCRIPTION
8	Guide	75-73	VG-688 Std Only	Loc. Exh.; w/Cast iron head; 0.3740" ID, 2.6300" O.A.L
8	Guide	75-73	VG-689 Std Only	Loc. Exhaust; w/Alum. head; 0.3735" ID, 2.4200" O.A.L
8	Guide	75-73	VG-689 Std Only	Loc. Int.; w/Cast iron head; 0.3735" ID, 2.4200" O.A.L
8	Guide	75-73	VG-689 Std Only	Loc. Intake; w/Alum. head; 0.3735" ID, 2.4200" O.A.L
8	Guide, Bulk	75-73	VG-689B Std Only	Loc. Exhaust; w/Alum. head; Carton of 50; 0.3735" ID, 2.4200" O.A.L
8	Guide, Bulk	75-73	VG-689B Std Only	Loc. Int.; w/Cast iron head; Carton of 50; 0.3735" ID, 2.4200" O.A.L
8	Guide, Bulk	75-73	VG-689B Std Only	Loc. Intake; w/Alum. head; Carton of 50; 0.3735" ID, 2.4200" O.A.L
QTY	VALVE SPRING	YEARS	PART NO.	DESCRIPTION
16	Spring	75	VS-671 Std Only	2.0500" Free Height
16	Spring	74-73	VS-728 Std Only	VINTAGE; 2.0930" Free Height
16	Spring, Bulk	75	VS-671B Std Only	Carton of 150; 2.0500" Free Height
QTY	VALVE SEAL	YEARS	PART NO.	DESCRIPTION
16	Valve Stem Seal	75-73	ST-2014 Std Only	Optional for Eng. w/double valve spring; Positive type; Installation requires valve guide machining; (TFL) PTFE
16	Valve Stem Seal	75-73	ST-2004 Std Only	Positive type; Installation requires valve guide machining; (RBBTF) Rubber/PTFE
16	Valve Stem Seal	75-73	MV-1769C Std Only	Umbrella type; (PLY) Polyacrylate
16	Valve Stem Seal	75-73	MV-1912 Std Only	Umbrella type; Premium Material; (VTN) Viton®
16	Valve Stem Seal Bulk	75-73	ST-2014BC Std Only	Optional for Eng. w/double valve spring; Positive type; Installation requires valve guide machining; Carton of 100; (TFL) PTFE
16	Valve Stem Seal Bulk	75-73	ST-2004BC Std Only	Positive type; Installation requires valve guide machining; Carton of 100; (RBBTF) Rubber/PTFE
16	Valve Stem Seal Bulk	75-73	MV-1769 Std Only	Umbrella type; Carton of 100; (PLY) Polyacrylate
QTY	VALVE SEAT	YEARS	PART NO.	DESCRIPTION
8	Seat	75-73	245-1812-4 Std Only	Loc. Exh.; 1.8175" OD, 1.5625" ID, 0.2160" Depth
8	Seat	75-73	245-1812-4N Std Only	Loc. Exh.; Premium Material; 1.8175" OD, 1.5625" ID, 0.2160" Depth
8	Seat	75-73	245-2250-1 Std Only	Loc. Int.; Machine ID to fit; 2.2555" OD, 1.9375" ID, 0.1855" Depth

VALVE TRAIN

VALVE TRAIN

(continued on next page)

GM Car (Incl. Buick, Cad., Chev., Olds., Pontiac)

454 7.4L (7441cc) OHV V8 (16 Valve) (Chevrolet), 4.25" Bore (GMC Eng.), 4 Bbl. "VIN Y" 1975-1973 679
(cont.)

QTY	VALVE, MISC	YEARS	PART NO.	DESCRIPTION
32	Keeper	75-73	VK-138A Std Only	1 groove; Square cut key groove; Carton pack 24
32	Keeper	75-73	VK-138 Std Only	1 groove; Square cut key groove; Carton pack 32
32	Keeper	75-73	VK-138R Std Only	1 groove; Square cut key groove; Hardened
32	Keeper, Bulk	75-73	VK-138B Std Only	1 groove; Square cut key groove; Carton of 1000
16	Spring Insert	75-73	259-303C Std Only	.015"; ID .703"; Carton of 100
16	Spring Insert	75-73	259-303B Std Only	.030"; ID .703"; Carton of 100
16	Spring Insert	75-73	259-303A Std Only	.060"; ID .703"; Carton of 100
16	Spring Insert	75-73	259-303ARS Std Only	.060"; ID .703"; Carton of 500
8	Rotocap	75-73	RC-163S Std Only	Loc. Exh.
QTY	PISTON	YEARS	PART NO.	DESCRIPTION
8	Cast Piston	75-73	H693CP Std-20-30-40-60-100	Hypereutectic; 0.9893" Pin Dia.; 2 Rings 5/64 Groove, 1 Ring 3/16 Groove, 1.640 CD, .230 dome, 2 reliefs; DUROSHIELD® skirt coated piston; 60 and 100 O/S have .210 dome
8	Cast Piston	75-73	H581CP Std-20-30-40-60-100	Hypereutectic; Perf. only; 0.9894" Pin Dia.; 2 Rings 5/64 Groove, 1 Ring 3/16 Groove, 1.640 CD, .340 dome, 2 reliefs; DUROSHIELD® skirt coated piston; 60 and 100 O/S have .300 dome
8	Cast Piston	75-73	H661CP Std-20-30-40-60-100	Use in sets only; Hypereutectic; .9893" Pin Dia.; 2 Rings 5/64 Groove, 1 Ring 3/16 Groove, 1.625 CD, Flat Head w/2 valve reliefs; Use E424K30 ring set for H661CP100; DUROSHIELD® skirt coated piston
8	Cast Piston	75-73	H518CP Std-20-30-40-60-100	Use in sets only; Hypereutectic; .9894" Pin Dia.; 2 Rings 5/64 Groove, 1 Ring 3/16 Groove, 1.625 CD, Recessed Head .080 deep x 2.100 dia. w/2 valve reliefs; For + .100 use ring set E424K30; DUROSHIELD® skirt coated piston
8	Cast Piston - Individual	75-73	WH693CP Std-20-30-40-60-100	Hypereutectic; 0.9893" Pin Dia.; 2 Rings 5/64 Groove, 1 Ring 3/16 Groove, 1.640 CD, .230 dome, 2 reliefs; DUROSHIELD® skirt coated piston; 60 and 100 O/S have .210 dome
8	Cast Piston - Individual	75-73	WH581CP Std-20-30-40-60-100	Hypereutectic; Perf. only; 0.9894" Pin Dia.; 2 Rings 5/64 Groove, 1 Ring 3/16 Groove, 1.640 CD, .340 dome, 2 reliefs; DUROSHIELD® skirt coated piston; 60 and 100 O/S have .300 dome
8	Cast Piston - Individual	75-73	WH661CP Std-20-30-40-60-100	Use in sets only; Hypereutectic; .9893" Pin Dia.; 2 Rings 5/64 Groove, 1 Ring 3/16 Groove, 1.625 CD, Flat Head w/2 valve reliefs; Use E424K30 ring set for H661CP100; DUROSHIELD® skirt coated piston
8	Cast Piston - Individual	75-73	WH518CP Std-20-30-40-60-100	Use in sets only; Hypereutectic; Use w/WE-424K 30 ring set; .9894" Pin Dia.; 2 Rings 5/64 Groove, 1 Ring 3/16 Groove, 1.625 CD, Recessed Head .080 deep x 2.100 dia. w/2 valve reliefs; For + .100 use ring set E424K30; DUROSHIELD® skirt coated piston
1	Cast Piston Set w/Prem. Rings	75-73	8KH661CP 30 30-40-60	Cast; .9893" Pin Dia.; 2 Rings 5/64 Groove, 1 Ring 3/16 Groove, 1.625 CD, Flat Head w/2 valve reliefs; DUROSHIELD® skirt coated piston
1	Cast Piston Set w/Prem. Rings	75-73	8KH518CP 30 30-40-60	Cast; .9894" Pin Dia.; 2 Rings 5/64 Groove, 1 Ring 3/16 Groove, 1.625 CD, Recessed Head .080 deep x 2.100 dia. w/2 valve reliefs; DUROSHIELD® skirt coated piston
8	POWERFORGED	75-73	L-2377F Std-20-30-40-60	Powerforged; 0.9894" Pin Dia.; 2 Rings 5/64 Groove, 1 Ring 3/16 Groove, 1.640 CD, Flat, 2 reliefs, Chamfer; DUROSHIELD® skirt coated piston
8	POWERFORGED Piston-Individual	75-73	WL-2377F Std-20-30-40-60	Powerforged; 0.9894" Pin Dia.; 2 Rings 5/64 Groove, 1 Ring 3/16 Groove, 1.640 CD, Flat, 2 reliefs, Chamfer; DUROSHIELD® skirt coated piston
1	POWERFORGED Piston Set w/Rings	75-73	8KL2377F 30 30-40-60	Powerforged; 0.9894" Pin Dia.; 2 Rings 5/64 Groove, 1 Ring 3/16 Groove, 1.640 CD, Flat Head w/2 valve reliefs .180 wide x 45 degree top land chamfer. DUROSHIELD® skirt coated piston.
QTY	RINGS	YEARS	PART NO.	DESCRIPTION
1	Premium Set	75-73	E-233K Std-20-30-40-60	2-5/64, 1-3/16; Premium Moly
1	Premium Set	75-73	R-9905 Std-30-60	2-5/64, 1-3/16; Speed-Pro plasma-moly Perf. ring set
1	Standard Set	75-73	E-233X Std-20-30-40-60	2-5/64, 1-3/16; Iron
QTY	ENGINE BEARINGS	YEARS	PART NO.	DESCRIPTION
1	Main Set	75-73	4400MA Std-1-2-10-20-30-40	A-Series aluminum bearings
1	Main Set	75-73	7133MA 10 10-20-30-40	A-Series aluminum bearings; w/.010" O/S length flange brg.
1	Main Set	75-73	7122MA 10 10-20-30	A-Series aluminum bearings; w/.020" O/S length flange brg.
1	Main Set	75-73	C141M Std-1X-10-20	Performance; 3/4 grooved; DUROSHIELD® coated bearings; Super Duty Alloy
1	Main Set	75-73	141M Std-1-1X-9-10-11-20-21-30	Performance; 3/4 grooved; Tri-metal copper-lead

(continued on next page)

GM Car (Incl. Buick, Cad., Chev., Olds., Pontiac)

679 454 7.4L (7441cc) OHV V8 (16 Valve) (Chevrolet), 4.25" Bore (GMC Eng.), 4 Bbl. "VIN Y" 1975-1973
(cont.)

	ENGINE BEARINGS	YEARS	PART NO.	DESCRIPTION	
BLOCK	QTY (cont.)				
	1	Rod Set	75-73	8-3190A Std-1-10-20-30-40-60 A-Series aluminum bearings	
	1	Rod Set	75-73	8-7200CH Std-1-1X-9-10-11-20-21-30 Performance; Chamfered on one side	
	1	Rod Set	75-73	C8-7200CH Std-1-1X-10-20 Performance; DUROSHIELD® coated bearings; w/o Dowel hole; Chamfered on one side	
	8	Rod Pair	75-73	3190A Std-1-10-20-30-40-50 A-Series aluminum bearings	
	1	Cam Set	75-73	1404M Std Only Babbitt material; Full round design	
	1	Cam Set	75-73	2101M Std Only Performance	
	QTY	OIL PUMP	YEARS	PART NO.	DESCRIPTION
	1	Oil Pump	75-73	224-4154	High Volume; Check for clearance; Use shaft w/steel guide Shaft w/slotted end, 6.52" O.A.L.; Use w/nylon guide
	1	Oil Pump	75-73	224-4153	
1	Inter. Shaft	75-73	224-6154A		
1	Inter. Shaft	75-73	224-6154		
1	Oil Pump Shaft Guide	75-73	224-43343	Nylon	
1	Screen Assy.	75-73	224-43620	Use with 8" pan	
QTY	GASKETS	YEARS	PART NO.	DESCRIPTION	
1	Kit Gasket Set	75-73	260-1717	Premium set; Hi-Perf.; w/Oval port heads; Header gskts. incl.; Complete set	
1	Kit Gasket Set	75-73	260-1081	Premium set; Hi-Perf.; w/Rectangular port heads; Header gskts. incl.; Complete set	
1	Kit Gasket Set	75-73	260-1009T	VINTAGE; Exh. pipe packing not incl.; PermaDryPlus® oil pan gskt. incl.; PermaDryPlus® water outlet gskt. incl.; Premium valve stem seals incl.	
1	Kit Gasket Set	75-73	260-1009	VINTAGE; Exh. pipe packing not incl.; Premium valve stem seals incl.	
QTY	FREEZE PLUGS	YEARS	PART NO.	DESCRIPTION	
1	Brass Block Plug Kit	75-73	381-8009	1.750" Diameter 1.750" Diameter, 0.593" Height 2.219" Diameter	
1	Steel Block Plug Kit	75-73	381-4017		
1	Brass Deep Cup Freeze Plug	75-73	381-9030		
1	Steel Deep Cup Freeze Plug	75-73	381-3082		
1	Steel Shallow Cup Freeze Plug	75-73	381-2154		

680 454 7.4L (7441cc) OHV V8 (16 Valve) (Chevrolet), 4.25" Bore (GMC Eng.), 4 Bbl. "VIN Z" 1974-1973

	TIMING	YEARS	PART NO.	DESCRIPTION	
VALVE TRAIN	QTY				
	1	3 Piece Set	74-73	KT3-501SA Incl. silent type chain; (1) 222-501; (1) 223-392; (1) 223-393	
	1	Timing Chain	74-73	222-501 Silent type; 50 Links	
	1	Timing Chain	73	222-495 Hi-Perf.; Silent type; 50 Links	
	1	Crank Sprocket	74-73	223-393 19 Teeth	
	1	Cam Sprocket	74-73	223-392 38 Teeth	
	QTY	CAMSHAFT/LIFTER	YEARS	PART NO.	DESCRIPTION
	1	Camshaft	74-73	CS-660	VINTAGE; Hydraulic, (050) Duration at .050 Lobe Lift, 213 Exh., 210 Int., 113 Degrees Lobe Separation
	1	Performance Cam	74-73	CS-1004R	Pro-1500 Perf. Cam; Use w/Hyd. lifters; 0.464" Exh. Valve Lift, 0.439" Int. Valve Lift, Hydraulic, (050) Duration at .050 Lobe Lift, 200 Exh., 190 Int., 110 Degrees Lobe Separation
	1	Performance Cam	74-73	CS-1088R	Pro-2000 Perf. Cam; Use w/Hyd. lifters; 0.501" Exh. Valve Lift, 0.476" Int. Valve Lift, Hydraulic, (050) Duration at .050 Lobe Lift, 214 Exh., 204 Int., 112 Degrees Lobe Separation
1	Performance Cam	74-73	CS-1015R	Pro-3000 Perf. Cam; Use w/Hyd. lifters; 0.527" Exh. Valve Lift, 0.501" Int. Valve Lift, Hydraulic, (050) Duration at .050 Lobe Lift, 224 Exh., 214 Int., 112 Degrees Lobe Separation	
1	Prelube		55-403 Std Only	1.5 oz. packet	
1	Prelube		55-400 Std Only	4 oz. bottle; 1.5 oz. packet No. 55-403 also avail.	
16	Lifter	74-73	HT-817 Std Only	Hyd.	
16	Lifter	74-73	HT-817R Std Only	Speed-Pro Hi-Revolution Hyd.	
16	Lifter, Bulk	74-73	HT-817B Std Only	Hyd.; Carton of 128	
16	Lifter, Bulk	74-73	HT-817RB Std Only	Speed-Pro Hi-Revolution Hyd.; Carton of 128	
QTY	CAM KIT	YEARS	PART NO.	DESCRIPTION	
1	Cam/Lifter Kit	74-73	KC-1004R	Hyd.; Pro-1500 Perf. Cam; Duration at .050", 190 Int., 202 Exh.; Valve lift .454" Int., .480" Exh.; Lobe Separation 110 Degrees; (1) 55-403B; (1) CS-1004R; (16) HT-817	
1	Cam/Lifter Kit	74-73	KC-1088R	Hyd.; Pro-2000 Perf. Cam; Duration at .050", 204 Int., 214 Exh.; Valve lift .476" Int., .501" Exh.; Lobe Separation 112 Degrees; (1) 55-403B; (1) CS-1088R; (16) HT-817	

(continued on next page)

GM Car (Incl. Buick, Cad., Chev., Olds., Pontiac)

454 7.4L (7441cc) OHV V8 (16 Valve) (Chevrolet), 4.25" Bore (GMC Eng.), 4 Bbl. "VIN Z" 1974-1973 680
(cont.)

QTY	CAM KIT (cont.)	YEARS	PART NO.	DESCRIPTION
1	Cam/Lifter Kit	74-73	KC-1015R	Hyd.; Pro-3000 Perf. Cam; Duration at .050", 214 Int., 224 Exh.; Valve lift .501" Int., .527" Exh.; Lobe Separation 112 Degrees; (1) 55-403B; (1) CS-1015R; (16) HT-817
QTY	PUSH ROD	YEARS	PART NO.	DESCRIPTION
8	Push Rod	74-73	RP-3254 Std Only	Loc. Exh.; 9.2020" O.A.L.
8	Push Rod	74-73	RP-3215R Std Only	Loc. Exh.; Chrome-Moly; .375" tube dia.; 9.2520" O.A.L.
8	Push Rod	74-73	RP-3218R Std Only	Loc. Exh.; Chrome-Moly; .437" tube dia.; 9.2520" O.A.L.
8	Push Rod	74-73	RP-3255 Std Only	Loc. Int.; 8.2270" O.A.L.
8	Push Rod	74-73	RP-3216R Std Only	Loc. Int.; Chrome-Moly; .375" tube dia.; 8.2800" O.A.L.
8	Push Rod	74-73	RP-3217R Std Only	Loc. Int.; Chrome-Moly; .437" tube dia.; 8.2800" O.A.L.
8	Push Rod Guide Plate	74-73	MR-1893 Std Only	Speed-Pro stepped guide plate for 3/8" dia. push rods; Requires screw-in studs
8	Push Rod Guide Plate	74-73	MR-1894 Std Only	Speed-Pro stepped guide plate for 7/16" dia. push rods; Requires screw-in studs
QTY	ROCKER PARTS	YEARS	PART NO.	DESCRIPTION
16	Arm Assy.	74-73	R-851 Std Only	Incl. arm, ball & nut
16	Arm Assy., Bulk	74-73	R-851B Std Only	Incl. arm, ball & nut; Carton of 64
16	Arm	74-73	R-851A Std Only	
16	Rocker Arm Ball	74-73	MR-1815 Std Only	
16	Nut	74-73	MR-1813 Std Only	7/16" thread
16	Stud	74-73	MR-1910RS Std Only	7/16" thread, 1.955" length, .710" depth
QTY	VALVE	YEARS	PART NO.	DESCRIPTION
8	Exhaust	74-73	V-1911 Std-3-15	VINTAGE; Chrome plated stem; 1.7200" Head Dia., 0.3718" Stem Dia., 5.3550" O.A.L.
8	Exhaust, Bulk	74-73	V-1911B Std-15	VINTAGE; Chrome plated stem; Carton of 25; 1.7200" Head Dia., 0.3718" Stem Dia., 5.3550" O.A.L.
8	Intake	74-73	V-1912 Std-3-15	Chrome plated stem; 2.0650" Head Dia., 0.3720" Stem Dia., 5.2300" O.A.L.
8	Intake, Bulk	74-73	V-1912B Std Only	Chrome plated stem; Carton of 25; 2.0650" Head Dia., 0.3720" Stem Dia., 5.2300" O.A.L.
QTY	VALVE GUIDE	YEARS	PART NO.	DESCRIPTION
8	Guide	74-73	VG-688 Std Only	Loc. Exh.; w/Cast iron head; 0.3740" ID, 2.6300" O.A.L
8	Guide	74-73	VG-689 Std Only	Loc. Exhaust; w/Alum. head; 0.3735" ID, 2.4200" O.A.L
8	Guide	74-73	VG-689 Std Only	Loc. Int.; w/Cast iron head; 0.3735" ID, 2.4200" O.A.L
8	Guide	74-73	VG-689 Std Only	Loc. Intake; w/Alum. head; 0.3735" ID, 2.4200" O.A.L
8	Guide, Bulk	74-73	VG-689B Std Only	Loc. Exhaust; w/Alum. head; Carton of 50; 0.3735" ID, 2.4200" O.A.L
8	Guide, Bulk	74-73	VG-689B Std Only	Loc. Int.; w/Cast iron head; Carton of 50; 0.3735" ID, 2.4200" O.A.L
8	Guide, Bulk	74-73	VG-689B Std Only	Loc. Intake; w/Alum. head; Carton of 50; 0.3735" ID, 2.4200" O.A.L
QTY	VALVE SPRING	YEARS	PART NO.	DESCRIPTION
16	Spring	74-73	VS-728 Std Only	VINTAGE; 2.0930" Free Height
QTY	VALVE SEAL	YEARS	PART NO.	DESCRIPTION
16	Valve Stem Seal	74-73	ST-2014 Std Only	Optional for Eng. w/double valve spring; Positive type; Installation requires valve guide machining; (TFL) PTFE
16	Valve Stem Seal	74-73	ST-2004 Std Only	Positive type; Installation requires valve guide machining; (RBBTF) Rubber/PTFE
16	Valve Stem Seal	74-73	MV-1769C Std Only	Umbrella type; (PLY) Polyacrylate
16	Valve Stem Seal	74-73	MV-1912 Std Only	Umbrella type; Premium Material; (VTN) Viton®
16	Valve Stem Seal Bulk	74-73	ST-2014BC Std Only	Optional for Eng. w/double valve spring; Positive type; Installation requires valve guide machining; Carton of 100; (TFL) PTFE
16	Valve Stem Seal Bulk	74-73	ST-2004BC Std Only	Positive type; Installation requires valve guide machining; Carton of 100; (RBBTF) Rubber/PTFE
16	Valve Stem Seal Bulk	74-73	MV-1769 Std Only	Umbrella type; Carton of 100; (PLY) Polyacrylate
QTY	VALVE SEAT	YEARS	PART NO.	DESCRIPTION
8	Seat	74-73	245-1812-4 Std Only	Loc. Exh.; 1.8175" OD, 1.5625" ID, 0.2160" Depth
8	Seat	74-73	245-1812-4N Std Only	Loc. Exh.; Premium Material; 1.8175" OD, 1.5625" ID, 0.2160" Depth
8	Seat	74-73	245-2250-1 Std Only	Loc. Int.; Machine ID to fit; 2.2555" OD, 1.9375" ID, 0.1855" Depth
QTY	VALVE, MISC	YEARS	PART NO.	DESCRIPTION
32	Keeper	74-73	VK-138A Std Only	1 groove; Square cut key groove; Carton pack 24
32	Keeper	74-73	VK-138 Std Only	1 groove; Square cut key groove; Carton pack 32
32	Keeper	74-73	VK-138R Std Only	1 groove; Square cut key groove; Hardened
32	Keeper, Bulk	74-73	VK-138B Std Only	1 groove; Square cut key groove; Carton of 1000
16	Spring Insert	74-73	259-303C Std Only	.015"; ID .703"; Carton of 100
16	Spring Insert	74-73	259-303B Std Only	.030"; ID .703"; Carton of 100
16	Spring Insert	74-73	259-303A Std Only	.060"; ID .703"; Carton of 100

(continued on next page)

GM Car (Incl. Buick, Cad., Chev., Olds., Pontiac)

680 454 7.4L (7441cc) OHV V8 (16 Valve) (Chevrolet), 4.25" Bore (GMC Eng.), 4 Bbl. "VIN Z" 1974-1973
(cont.)

QTY	VALVE, MISC (cont.)	YEARS	PART NO.	DESCRIPTION
16	Spring Insert	74-73	259-303ARS Std Only	.060"; ID .703"; Carton of 500
8	Rotocap	74-73	RC-163S Std Only	Loc. Exh.
QTY	PISTON	YEARS	PART NO.	DESCRIPTION
8	Cast Piston	74-73	H693CP Std-20-30-40-60-100	Hypereutectic; 0.9893" Pin Dia.; 2 Rings 5/64 Groove, 1 Ring 3/16 Groove, 1.640 CD, .230 dome, 2 reliefs; DUROSHIELD® skirt coated piston; 60 and 100 O/S have .210 dome
8	Cast Piston	74-73	H581CP Std-20-30-40-60-100	Hypereutectic; Perf. only; 0.9894" Pin Dia.; 2 Rings 5/64 Groove, 1 Ring 3/16 Groove, 1.640 CD, .340 dome, 2 reliefs; DUROSHIELD® skirt coated piston; 60 and 100 O/S have .300 dome
8	Cast Piston	74-73	H661CP Std-20-30-40-60-100	Use in sets only; Hypereutectic; .9893" Pin Dia.; 2 Rings 5/64 Groove, 1 Ring 3/16 Groove, 1.625 CD, Flat Head w/2 valve reliefs; Use E424K30 ring set for H661CP100; DUROSHIELD® skirt coated piston
8	Cast Piston	74-73	H518CP Std-20-30-40-60-100	Use in sets only; Hypereutectic; .9894" Pin Dia.; 2 Rings 5/64 Groove, 1 Ring 3/16 Groove, 1.625 CD, Recessed Head .080 deep x 2.100 dia. w/2 valve reliefs; For + .100 use ring set E424K30; DUROSHIELD® skirt coated piston
8	Cast Piston - Individual	74-73	WH693CP Std-20-30-40-60-100	Hypereutectic; 0.9893" Pin Dia.; 2 Rings 5/64 Groove, 1 Ring 3/16 Groove, 1.640 CD, .230 dome, 2 reliefs; DUROSHIELD® skirt coated piston; 60 and 100 O/S have .210 dome
8	Cast Piston - Individual	74-73	WH581CP Std-20-30-40-60-100	Hypereutectic; Perf. only; 0.9894" Pin Dia.; 2 Rings 5/64 Groove, 1 Ring 3/16 Groove, 1.640 CD, .340 dome, 2 reliefs; DUROSHIELD® skirt coated piston; 60 and 100 O/S have .300 dome
8	Cast Piston - Individual	74-73	WH661CP Std-20-30-40-60-100	Use in sets only; Hypereutectic; .9893" Pin Dia.; 2 Rings 5/64 Groove, 1 Ring 3/16 Groove, 1.625 CD, Flat Head w/2 valve reliefs; Use E424K30 ring set for H661CP100; DUROSHIELD® skirt coated piston
8	Cast Piston - Individual	74-73	WH518CP Std-20-30-40-60-100	Use in sets only; Hypereutectic; Use w/WE-424K 30 ring set; .9894" Pin Dia.; 2 Rings 5/64 Groove, 1 Ring 3/16 Groove, 1.625 CD, Recessed Head .080 deep x 2.100 dia. w/2 valve reliefs; For + .100 use ring set E424K30; DUROSHIELD® skirt coated piston
1	Cast Piston Set w/Prem. Rings	74-73	8KH661CP 30 30-40-60	Cast; .9893" Pin Dia.; 2 Rings 5/64 Groove, 1 Ring 3/16 Groove, 1.625 CD, Flat Head w/2 valve reliefs; DUROSHIELD® skirt coated piston
1	Cast Piston Set w/Prem. Rings	74-73	8KH518CP 30 30-40-60	Cast; .9894" Pin Dia.; 2 Rings 5/64 Groove, 1 Ring 3/16 Groove, 1.625 CD, Recessed Head .080 deep x 2.100 dia. w/2 valve reliefs; DUROSHIELD® skirt coated piston
8	POWERFORGED	74-73	L-2377F Std-20-30-40-60	Powerforged; 0.9894" Pin Dia.; 2 Rings 5/64 Groove, 1 Ring 3/16 Groove, 1.640 CD, Flat, 2 reliefs, Chamfer; DUROSHIELD® skirt coated piston
8	POWERFORGED Piston-Individual	74-73	WL-2377F Std-20-30-40-60	Powerforged; 0.9894" Pin Dia.; 2 Rings 5/64 Groove, 1 Ring 3/16 Groove, 1.640 CD, Flat, 2 reliefs, Chamfer; DUROSHIELD® skirt coated piston
1	POWERFORGED Piston Set w/Rings	74-73	8KL2377F 30 30-40-60	Powerforged; 0.9894" Pin Dia.; 2 Rings 5/64 Groove, 1 Ring 3/16 Groove, 1.640 CD, Flat Head w/2 valve reliefs .180 wide x 45 degree top land chamfer. DUROSHIELD® skirt coated piston.
QTY	RINGS	YEARS	PART NO.	DESCRIPTION
1	Premium Set	74-73	E-233K Std-20-30-40-60	2-5/64, 1-3/16; Premium Moly
1	Premium Set	74-73	R-9905 Std-30-60	2-5/64, 1-3/16; Speed-Pro plasma-moly Perf. ring set
1	Standard Set	74-73	E-233X Std-20-30-40-60	2-5/64, 1-3/16; Iron
QTY	ENGINE BEARINGS	YEARS	PART NO.	DESCRIPTION
1	Main Set	74-73	4400MA Std-1-2-10-20-30-40	A-Series aluminum bearings
1	Main Set	74-73	7133MA 10 10-20-30-40	A-Series aluminum bearings ; w/.010" O/S length flange brg.
1	Main Set	74-73	7122MA 10 10-20-30	A-Series aluminum bearings ; w/.020" O/S length flange brg.
1	Main Set	74-73	C141M Std-1X-10-20	Performance; 3/4 grooved; DUROSHIELD® coated bearings; Super Duty Alloy
1	Main Set	74-73	141M Std-1-1X-9-10-11-20-21-30	Performance; 3/4 grooved; Tri-metal copper-lead
1	Rod Set	74-73	8-3190A Std-1-10-20-30-40-60	A-Series aluminum bearings
1	Rod Set	74-73	8-7200CH Std-1-1X-9-10-11-20-21-30	Performance; Chamfered on one side
1	Rod Set	74-73	C8-7200CH Std-1-1X-10-20	Performance; DUROSHIELD® coated bearings; w/o Dowel hole; Chamfered on one side
8	Rod Pair	74-73	3190A Std-1-10-20-30-40-50	A-Series aluminum bearings
1	Cam Set	74-73	1404M Std Only	Babbitt material; Full round design

(continued on next page)

GM Car (Incl. Buick, Cad., Chev., Olds., Pontiac)

454 7.4L (7441cc) OHV V8 (16 Valve) (Chevrolet), 4.25" Bore (GMC Eng.), 4 Bbl. "VIN Z" 1974-1973 680
(cont.)

	ENGINE BEARINGS	YEARS	PART NO.	DESCRIPTION
B L O C K	QTY 1	(cont.) 74-73	2101M Std Only	Cam Set Performance
	QTY 1	OIL PUMP 74-73	224-4154	DESCRIPTION
	1	Oil Pump	224-4154	High Volume; Check for clearance; Use shaft w/steel guide
	1	Oil Pump	224-4153	Shaft w/slotted end, 6.52" O.A.L.; Use w/nylon guide
	1	Inter. Shaft	224-6154A	Shaft w/slotted end, 6.82" O.A.L.; Has integral steel guide
	1	Inter. Shaft	224-6154	Nylon
	1	Oil Pump Shaft Guide	224-43343	Use with 8" pan
	1	Screen Assy.	224-43620	
	QTY 1	GASKETS 74-73	260-1717	DESCRIPTION
	1	Kit Gasket Set	260-1717	Premium set; Hi-Perf.; w/Oval port heads; Header gskts. incl.; Complete set
	1	Kit Gasket Set	260-1081	Premium set; Hi-Perf.; w/Rectangular port heads; Header gskts. incl.; Complete set
	1	Kit Gasket Set	260-1009T	VINTAGE; Exh. pipe packing not incl.; PermaDryPlus® oil pan gskt. incl.; PermaDryPlus® water outlet gskt. incl.; Premium valve stem seals incl.
	1	Kit Gasket Set	260-1009	VINTAGE; Exh. pipe packing not incl.; Premium valve stem seals incl.
	QTY 1	FREEZE PLUGS 74-73	381-8009	DESCRIPTION
	1	Brass Block Plug Kit	381-8009	1.750" Diameter
	1	Steel Block Plug Kit	381-4017	1.750" Diameter, 0.593" Height
	1	Brass Deep Cup Freeze Plug	381-9030	2.219" Diameter
	1	Steel Deep Cup Freeze Plug	381-3082	
	1	Steel Shallow Cup Freeze Plug	381-2154	

454 7.4L (7441cc) OHV V8 (16 Valve) (Chevrolet), 4.25" Bore (GMC Eng.), 4 Bbl. 1971-1970 681

	TIMING	YEARS	PART NO.	DESCRIPTION
V A L V E T R A I N	QTY 1	71	KT3-501SA	Exc. Hi-Perf.; Exc. Spec. Hi-Perf.; Incl. silent type chain; (1) 222-501; (1) 223-392; (1) 223-393
	1	3 Piece Set	KT3-171S	Chevrolet Biscayne Base; H/D; (1) 222-168; (1) 223-394; (1) 223-395
	1	3 Piece Set	KT3-501SA	Exc. Hi-Perf.; Exc. Spec. Hi-Perf.; Exc. H/D; Incl. silent type chain; (1) 222-501; (1) 223-392; (1) 223-393
	1	Timing Chain	222-501	Exc. Hi-Perf.; Exc. Spec. Hi-Perf.; Silent type; 50 Links
	1	Timing Chain	222-168	Chevrolet Biscayne Base; H/D; Double rlr.; 66 Links
	1	Timing Chain	222-495	Spec. Hi-Perf.; Silent type; 50 Links
	1	Timing Chain	222-501	Exc. Hi-Perf.; Exc. Spec. Hi-Perf.; Exc. H/D; Silent type; 50 Links
	1	Timing Chain	222-495	Spec. Hi-Perf.; H/D; Silent type; 50 Links
	1	Crank Sprocket	223-393	Exc. Hi-Perf.; Exc. Spec. Hi-Perf.; 19 Teeth
	1	Crank Sprocket	223-395	Chevrolet Biscayne Base; H/D; 25 Teeth
	1	Crank Sprocket	223-393	Exc. Hi-Perf.; Exc. Spec. Hi-Perf.; Exc. H/D; 19 Teeth
	1	Cam Sprocket	223-392	Exc. Hi-Perf.; Exc. Spec. Hi-Perf.; 38 Teeth
	1	Cam Sprocket	223-394	Chevrolet Biscayne Base; H/D; 50 Teeth
	1	Cam Sprocket	223-392	Exc. Hi-Perf.; Exc. Spec. Hi-Perf.; Exc. H/D; 38 Teeth
	QTY 1	CAMSHAFT/LIFTER 70	CS-774	DESCRIPTION
	1	Camshaft	CS-774	Exc. Hi-Perf.; Exc. Spec. Hi-Perf.; Exc. H/D; Hydraulic, (050) Duration at .050 Lobe Lift, 203 Exh., 193 Int., 112 Degrees Lobe Separation
	1	Performance Cam	CS-1004R	Pro-1500 Perf. Cam; Use w/Hyd. lifters; 0.464" Exh. Valve Lift, 0.439" Int. Valve Lift, Hydraulic, (050) Duration at .050 Lobe Lift, 200 Exh., 190 Int., 110 Degrees Lobe Separation
	1	Performance Cam	CS-1088R	Pro-2000 Perf. Cam; Use w/Hyd. lifters; 0.501" Exh. Valve Lift, 0.476" Int. Valve Lift, Hydraulic, (050) Duration at .050 Lobe Lift, 214 Exh., 204 Int., 112 Degrees Lobe Separation
	1	Performance Cam	CS-1015R	Pro-3000 Perf. Cam; Use w/Hyd. lifters; 0.527" Exh. Valve Lift, 0.501" Int. Valve Lift, Hydraulic, (050) Duration at .050 Lobe Lift, 224 Exh., 214 Int., 112 Degrees Lobe Separation
	1	Performance Cam	CS-165R	Spec. Hi-Perf.; Pro-4000 Perf. Cam; 0.52" Exh. Valve Lift, 0.52" Int. Valve Lift, Mechanical, (050) Duration at .050 Lobe Lift, 242 Exh., 242 Int., 114 Degrees Lobe Separation
	1	Prelube	55-403 Std Only	1.5 oz. packet
	1	Prelube	55-400 Std Only	4 oz. bottle; 1.5 oz. packet No. 55-403 also avail.
	16	Lifter	71 HT-817 Std Only	Exc. Spec. Hi-Perf.; Hyd.
	16	Lifter	71-70 AT-992 Std Only	Spec. Hi-Perf.; Speed-Pro Mech.
	16	Lifter	71-70 HT-817R Std Only	Speed-Pro Hi-Revolution Hyd.

(continued on next page)

GM Car (Incl. Buick, Cad., Chev., Olds., Pontiac)

681 454 7.4L (7441cc) OHV V8 (16 Valve) (Chevrolet), 4.25" Bore (GMC Eng.), 4 Bbl. 1971-1970
(cont.)

QTY	CAMSHAFT/LIFTER	YEARS	PART NO.	DESCRIPTION
16	Lifter	70	HT-817 Std Only	Exc. Spec. Hi-Perf.; Exc. H/D; Hyd.
16	Lifter, Bulk	71	HT-817B Std Only	Exc. Spec. Hi-Perf.; Hyd.; Carton of 128
16	Lifter, Bulk	71-70	AT-992B Std Only	Spec. Hi-Perf.; Speed-Pro Mech.; Carton of 128
16	Lifter, Bulk	71-70	HT-817RB Std Only	Speed-Pro Hi-Revolution Hyd.; Carton of 128
16	Lifter, Bulk	70	HT-817B Std Only	Exc. Spec. Hi-Perf.; Exc. H/D; Hyd.; Carton of 128
QTY	CAM KIT	YEARS	PART NO.	DESCRIPTION
1	Cam/Lifter Kit	71	KC-1004R	Exc. Spec. Hi-Perf.; Hyd.; Pro-1500 Perf. Cam; Duration at .050", 190 Int., 202 Exh.; Valve lift .454" Int., .480" Exh.; Lobe Separation 110 Degrees; (1) 55-403B; (1) CS-1004R; (16) HT-817
1	Cam/Lifter Kit	71	KC-1088R	Exc. Spec. Hi-Perf.; Hyd.; Pro-2000 Perf. Cam; Duration at .050", 204 Int., 214 Exh.; Valve lift .476" Int., .501" Exh.; Lobe Separation 112 Degrees; (1) 55-403B; (1) CS-1088R; (16) HT-817
1	Cam/Lifter Kit	71	KC-1015R	Exc. Spec. Hi-Perf.; Hyd.; Pro-3000 Perf. Cam; Duration at .050", 214 Int., 224 Exh.; Valve lift .501" Int., .527" Exh.; Lobe Separation 112 Degrees; (1) 55-403B; (1) CS-1015R; (16) HT-817
1	Cam/Lifter Kit	71-70	KC-165R	Spec. Hi-Perf.; Mech.; Pro-4000 Perf. Cam; Duration at .050", 242 Int., 242 Exh.; Valve lift .518" Int., .514" Exh.; Lobe Separation 114 Degrees; (1) 55-403B; (16) AT-992; (1) CS-165R
1	Cam/Lifter Kit	70	KC-774	Exc. Hi-Perf.; Exc. Spec. Hi-Perf.; Exc. H/D; Hyd.; (1) 55-403B; (1) CS-774; (16) HT-817
1	Cam/Lifter Kit	70	KC-1004R	Exc. Spec. Hi-Perf.; Exc. H/D; Hyd.; Pro-1500 Perf. Cam; Duration at .050", 190 Int., 202 Exh.; Valve lift .454" Int., .480" Exh.; Lobe Separation 110 Degrees; (1) 55-403B; (1) CS-1004R; (16) HT-817
1	Cam/Lifter Kit	70	KC-1088R	Exc. Spec. Hi-Perf.; Exc. H/D; Hyd.; Pro-2000 Perf. Cam; Duration at .050", 204 Int., 214 Exh.; Valve lift .476" Int., .501" Exh.; Lobe Separation 112 Degrees; (1) 55-403B; (1) CS-1088R; (16) HT-817
1	Cam/Lifter Kit	70	KC-1015R	Exc. Spec. Hi-Perf.; Exc. H/D; Hyd.; Pro-3000 Perf. Cam; Duration at .050", 214 Int., 224 Exh.; Valve lift .501" Int., .527" Exh.; Lobe Separation 112 Degrees; (1) 55-403B; (1) CS-1015R; (16) HT-817
1	Cam/Lifter/Timing Kit	71-70	KCT-165R	Spec. Hi-Perf.; Mech.; Pro-4000 Perf. Cam; Duration at .050", 242 Int., 242 Exh.; Valve lift .518" Int., .514" Exh.; Lobe Separation 114 Degrees; (1) 55-403B; (16) AT-992; (1) CS-165R; (1) CTS-1110NR
1	Cam/Lifter/Timing Kit	70	KCT-774	Exc. Hi-Perf.; Exc. Spec. Hi-Perf.; Exc. H/D; Hyd.; Incl. silent type chain; (1) 55-403B; (1) CS-774; (16) HT-817; (1) KT3-501SA
QTY	PUSH ROD	YEARS	PART NO.	DESCRIPTION
8	Push Rod	71	RP-3103 Std Only	Loc. Exh.; .375" Rod dia.; 9.2540" O.A.L.
8	Push Rod	71	RP-3104 Std Only	Loc. Int.; .375" Rod dia.; 8.2810" O.A.L.
8	Push Rod	70	RP-3103 Std Only	Loc. Exh.; Exc. H/D; .375" Rod dia.; 9.2540" O.A.L.
8	Push Rod	70	RP-3104 Std Only	Loc. Int.; Exc. H/D; .375" Rod dia.; 8.2810" O.A.L.
8	Push Rod, Bulk	71	BRP-3103 Std Only	Loc. Exh.; .375" Rod dia.; Carton of 100; 9.2540" O.A.L.
8	Push Rod, Bulk	71	BRP-3104 Std Only	Loc. Int.; .375" Rod dia.; Carton of 100; 8.2810" O.A.L.
8	Push Rod, Bulk	70	BRP-3103 Std Only	Loc. Exh.; Exc. H/D; .375" Rod dia.; Carton of 100; 9.2540" O.A.L.
8	Push Rod, Bulk	70	BRP-3104 Std Only	Loc. Int.; Exc. H/D; .375" Rod dia.; Carton of 100; 8.2810" O.A.L.
8	Push Rod Guide Plate	71-70	MR-1893 Std Only	Speed-Pro stepped guide plate for 3/8" dia. push rods; Requires screw-in studs
8	Push Rod Guide Plate	71-70	MR-1894 Std Only	Speed-Pro stepped guide plate for 7/16" dia. push rods; Requires screw-in studs
QTY	ROCKER PARTS	YEARS	PART NO.	DESCRIPTION
16	Arm Assy.	71-70	R-851 Std Only	Exc. Spec. Hi-Perf.; Incl. arm, ball & nut
16	Arm Assy.	71-70	R-866R Std Only	Spec. Hi-Perf.; Incl. arm, ball & nut; Long slot rocker arm
16	Arm Assy., Bulk	71-70	R-851B Std Only	Exc. Spec. Hi-Perf.; Incl. arm, ball & nut; Carton of 64
16	Arm	71-70	R-851A Std Only	Exc. Spec. Hi-Perf.
16	Rocker Arm Ball	71-70	MR-1815 Std Only	Exc. Spec. Hi-Perf.
16	Nut	71-70	MR-1813 Std Only	Exc. Spec. Hi-Perf.; 7/16" thread
16	Nut	71-70	MR-1813 Std Only	Spec. Hi-Perf.; 7/16" thread
16	Stud	71-70	MR-1910RS Std Only	7/16" thread, 1.955" length, .710" depth
QTY	VALVE	YEARS	PART NO.	DESCRIPTION
8	Exhaust	71	V-1861 Std Only	Hi-Perf.; Spec. Hi-Perf.; Chrome plated stem; 1.8740" Head Dia., 0.3703" Stem Dia., 5.3622" O.A.L.

VALVE TRAIN

VALVE TRAIN

(continued on next page)

GM Car (Incl. Buick, Cad., Chev., Olds., Pontiac)

454 7.4L (7441cc) OHV V8 (16 Valve) (Chevrolet), 4.25" Bore (GMC Eng.), 4 Bbl. 1971-1970 **681**
(cont.)

QTY	VALVE (cont.)	YEARS	PART NO.	DESCRIPTION
8	Exhaust	71	V-1911 Std-3-15	VINTAGE; Exc. Hi-Perf.; Exc. Spec. Hi-Perf.; Chrome plated stem; 1.7200" Head Dia., 0.3718" Stem Dia., 5.3550" O.A.L.
8	Exhaust	70	V-1861 Std Only	Hi-Perf.; Spec. Hi-Perf.; H/D; Chrome plated stem; 1.8740" Head Dia., 0.3703" Stem Dia., 5.3622" O.A.L.
8	Exhaust	70	V-1911 Std-3-15	VINTAGE; Exc. Hi-Perf.; Exc. Spec. Hi-Perf.; Exc. H/D; Chrome plated stem; 1.7200" Head Dia., 0.3718" Stem Dia., 5.3550" O.A.L.
8	Exhaust, Bulk	71-70	V-1911B Std-15	VINTAGE; Chrome plated stem; Carton of 25; 1.7200" Head Dia., 0.3718" Stem Dia., 5.3550" O.A.L.
8	Intake	71	V-1912 Std-3-15	Exc. Hi-Perf.; Exc. Spec. Hi-Perf.; Chrome plated stem; 2.0650" Head Dia., 0.3720" Stem Dia., 5.2300" O.A.L.
8	Intake	71	V-1905 Std Only	Hi-Perf.; Spec. Hi-Perf.; Chrome plated stem; 2.1890" Head Dia., .3720" Stem Dia., 5.2280" O.A.L.
8	Intake	70	V-1912 Std-3-15	Exc. Hi-Perf.; Exc. Spec. Hi-Perf.; Exc. H/D; Chrome plated stem; 2.0650" Head Dia., 0.3720" Stem Dia., 5.2300" O.A.L.
8	Intake	70	V-1905 Std Only	Hi-Perf.; Spec. Hi-Perf.; H/D; Chrome plated stem; 2.1890" Head Dia., .3720" Stem Dia., 5.2280" O.A.L.
8	Intake, Bulk	71-70	V-1912B Std Only	Chrome plated stem; Carton of 25; 2.0650" Head Dia., 0.3720" Stem Dia., 5.2300" O.A.L.
QTY	VALVE GUIDE	YEARS	PART NO.	DESCRIPTION
8	Guide	71-70	VG-688 Std Only	Loc. Exh.; w/Cast iron head; 0.3740" ID, 2.6300" O.A.L
8	Guide	71-70	VG-689 Std Only	Loc. Exhaust; w/Alum. head; 0.3735" ID, 2.4200" O.A.L
8	Guide	71-70	VG-689 Std Only	Loc. Int.; w/Cast iron head; 0.3735" ID, 2.4200" O.A.L
8	Guide	71-70	VG-689 Std Only	Loc. Intake; w/Alum. head; 0.3735" ID, 2.4200" O.A.L
8	Guide, Bulk	71-70	VG-689B Std Only	Loc. Exhaust; w/Alum. head; Carton of 50; 0.3735" ID, 2.4200" O.A.L
8	Guide, Bulk	71-70	VG-689B Std Only	Loc. Int.; w/Cast iron head; Carton of 50; 0.3735" ID, 2.4200" O.A.L
8	Guide, Bulk	71-70	VG-689B Std Only	Loc. Intake; w/Alum. head; Carton of 50; 0.3735" ID, 2.4200" O.A.L
QTY	VALVE SPRING	YEARS	PART NO.	DESCRIPTION
16	Spring	71	VS-708 Std Only	Double spring; 2.1200" Free Height
16	Spring	70	VS-708 Std Only	Hi-Perf.; H/D; Double spring; 2.1200" Free Height
16	Spring	70	VS-657 Std Only	VINTAGE; Exc. Hi-Perf.; Exc. H/D; Single spring; Incl. damper; 2.1100" Free Height
QTY	VALVE SEAL	YEARS	PART NO.	DESCRIPTION
16	Valve Stem Seal	71	ST-2004 Std Only	Exc. Spec. Hi-Perf.; Positive type; Installation requires valve guide machining; (RBBTF) Rubber/PTFE
16	Valve Stem Seal	71	MV-1769C Std Only	Exc. Spec. Hi-Perf.; Umbrella type; (PLY) Polyacrylate
16	Valve Stem Seal	71	MV-1912 Std Only	Exc. Spec. Hi-Perf.; Umbrella type; Premium Material; (VTN) Viton®
16	Valve Stem Seal	71	ST-2019R Std Only	Spec. Hi-Perf.; Positive type; Premium design; (TFL) PTFE
16	Valve Stem Seal	70	ST-2004 Std Only	Exc. Spec. Hi-Perf.; Exc. H/D; Positive type; Installation requires valve guide machining; (RBBTF) Rubber/PTFE
16	Valve Stem Seal	70	MV-1769C Std Only	Exc. Spec. Hi-Perf.; Exc. H/D; Umbrella type; (PLY) Polyacrylate
16	Valve Stem Seal	70	MV-1912 Std Only	Exc. Spec. Hi-Perf.; Exc. H/D; Umbrella type; Premium Material; (VTN) Viton®
16	Valve Stem Seal	70	ST-2019R Std Only	Spec. Hi-Perf.; H/D; Positive type; Premium design; (TFL) PTFE
16	Valve Stem Seal Bulk	71	ST-2004BC Std Only	Exc. Spec. Hi-Perf.; Positive type; Installation requires valve guide machining; Carton of 100; (RBBTF) Rubber/PTFE
16	Valve Stem Seal Bulk	71	MV-1769 Std Only	Exc. Spec. Hi-Perf.; Umbrella type; Carton of 100; (PLY) Polyacrylate
16	Valve Stem Seal Bulk	71	ST-2019RBC Std Only	Spec. Hi-Perf.; Positive type; Premium design; Carton of 100; (TFL) PTFE
16	Valve Stem Seal Bulk	70	ST-2004BC Std Only	Exc. Spec. Hi-Perf.; Exc. H/D; Positive type; Installation requires valve guide machining; Carton of 100; (RBBTF) Rubber/PTFE
16	Valve Stem Seal Bulk	70	MV-1769 Std Only	Exc. Spec. Hi-Perf.; Exc. H/D; Umbrella type; Carton of 100; (PLY) Polyacrylate
16	Valve Stem Seal Bulk	70	ST-2019RBC Std Only	Spec. Hi-Perf.; H/D; Positive type; Premium design; Carton of 100; (TFL) PTFE
QTY	VALVE SEAT	YEARS	PART NO.	DESCRIPTION
8	Seat	71-70	245-1812-4 Std Only	Loc. Exh.; Exc. Hi-Perf.; 1.8175" OD, 1.5625" ID, 0.2160" Depth
8	Seat	71-70	245-1812-4N Std Only	Loc. Exh.; Exc. Hi-Perf.; Premium Material; 1.8175" OD, 1.5625" ID, 0.2160" Depth

VALVE TRAIN

VALVE TRAIN

(continued on next page)

GM Car (Incl. Buick, Cad., Chev., Olds., Pontiac)

681 454 7.4L (7441cc) OHV V8 (16 Valve) (Chevrolet), 4.25" Bore (GMC Eng.), 4 Bbl. 1971-1970
(cont.)

QTY	VALVE SEAT (cont.)	YEARS	PART NO.	DESCRIPTION
8	Seat	71-70	245-2250-1 Std Only	Loc. Int.; Exc. Hi-Perf.; Machine ID to fit; 2.2555" OD, 1.9375" ID, 0.1855" Depth
QTY	VALVE, MISC	YEARS	PART NO.	DESCRIPTION
32	Keeper	71-70	VK-138A Std Only	1 groove; Square cut key groove; Carton pack 24
32	Keeper	71-70	VK-138 Std Only	1 groove; Square cut key groove; Carton pack 32
32	Keeper	71-70	VK-138R Std Only	1 groove; Square cut key groove; Hardened
32	Keeper, Bulk	71-70	VK-138B Std Only	1 groove; Square cut key groove; Carton of 1000
16	Spring Insert	71-70	259-303C Std Only	.015"; ID .703"; Carton of 100
16	Spring Insert	71-70	259-303B Std Only	.030"; ID .703"; Carton of 100
16	Spring Insert	71-70	259-303A Std Only	.060"; ID .703"; Carton of 100
16	Spring Insert	71-70	259-303ARS Std Only	.060"; ID .703"; Carton of 500
QTY	PISTON	YEARS	PART NO.	DESCRIPTION
8	Cast Piston	71-70	H661CP Std-20-30-40-60-100	Exc. Hi-Perf.; Exc. Spec. Hi-Perf.; Use in sets only; Hypereutectic; .9893" Pin Dia.; 2 Rings 5/64 Groove, 1 Ring 3/16 Groove, 1.625 CD, Flat Head w/2 valve reliefs; Use E424K30 ring set for H661CP100; DUROSHIELD® skirt coated piston
8	Cast Piston	71-70	H693CP Std-20-30-40-60-100	Hypereutectic; 0.9893" Pin Dia.; 2 Rings 5/64 Groove, 1 Ring 3/16 Groove, 1.640 CD, .230 dome, 2 reliefs; DUROSHIELD® skirt coated piston; 60 and 100 O/S have .210 dome
8	Cast Piston	71-70	H581CP Std-20-30-40-60-100	Hypereutectic; Perf. only; 0.9894" Pin Dia.; 2 Rings 5/64 Groove, 1 Ring 3/16 Groove, 1.640 CD, .340 dome, 2 reliefs; DUROSHIELD® skirt coated piston; 60 and 100 O/S have .300 dome
8	Cast Piston	71-70	H518CP Std-20-30-40-60-100	Use in sets only; Hypereutectic; .9894" Pin Dia.; 2 Rings 5/64 Groove, 1 Ring 3/16 Groove, 1.625 CD, Recessed Head .080 deep x 2.100 dia. w/2 valve reliefs; For + .100 use ring set E424K30; DUROSHIELD® skirt coated piston
8	Cast Piston - Individual	71-70	WH661CP Std-20-30-40-60-100	Exc. Hi-Perf.; Exc. Spec. Hi-Perf.; Use in sets only; Hypereutectic; .9893" Pin Dia.; 2 Rings 5/64 Groove, 1 Ring 3/16 Groove, 1.625 CD, Flat Head w/2 valve reliefs; Use E424K30 ring set for H661CP100; DUROSHIELD® skirt coated piston
8	Cast Piston - Individual	71-70	WH693CP Std-20-30-40-60-100	Hypereutectic; 0.9893" Pin Dia.; 2 Rings 5/64 Groove, 1 Ring 3/16 Groove, 1.640 CD, .230 dome, 2 reliefs; DUROSHIELD® skirt coated piston; 60 and 100 O/S have .210 dome
8	Cast Piston - Individual	71-70	WH581CP Std-20-30-40-60-100	Hypereutectic; Perf. only; 0.9894" Pin Dia.; 2 Rings 5/64 Groove, 1 Ring 3/16 Groove, 1.640 CD, .340 dome, 2 reliefs; DUROSHIELD® skirt coated piston; 60 and 100 O/S have .300 dome
8	Cast Piston - Individual	71-70	WH518CP Std-20-30-40-60-100	Use in sets only; Hypereutectic; Use w/WE-424K 30 ring set; .9894" Pin Dia.; 2 Rings 5/64 Groove, 1 Ring 3/16 Groove, 1.625 CD, Recessed Head .080 deep x 2.100 dia. w/2 valve reliefs; For + .100 use ring set E424K30; DUROSHIELD® skirt coated piston
1	Cast Piston Set w/Prem. Rings	71-70	8KH518CP 30 30-40-60	Cast; .9894" Pin Dia.; 2 Rings 5/64 Groove, 1 Ring 3/16 Groove, 1.625 CD, Recessed Head .080 deep x 2.100 dia. w/2 valve reliefs; DUROSHIELD® skirt coated piston
1	Cast Piston Set w/Prem. Rings	71-70	8KH661CP 30 30-40-60	Exc. Hi-Perf.; Exc. Spec. Hi-Perf.; Cast; .9893" Pin Dia.; 2 Rings 5/64 Groove, 1 Ring 3/16 Groove, 1.625 CD, Flat Head w/2 valve reliefs; DUROSHIELD® skirt coated piston
8	POWERFORGED	71	L-2377F Std-20-30-40-60	Exc. Spec. Hi-Perf.; Powerforged; 0.9894" Pin Dia.; 2 Rings 5/64 Groove, 1 Ring 3/16 Groove, 1.640 CD, Flat, 2 reliefs, Chamfer; DUROSHIELD® skirt coated piston
8	POWERFORGED	71	L-2399NF Std-30-40-60	Spec. Hi-Perf.; Powerforged; 0.9980" Pin Dia.; 2 Rings 5/64 Groove, 1 Ring 3/16 Groove, 1.645 CD, .095 dome; DUROSHIELD® skirt coated piston
8	POWERFORGED	70	L-2349F Std-30-60	Spec. Hi-Perf.; Powerforged; w/Closed chamber cyl. head; 0.9894" Pin Dia.; 2 Rings 5/64 Groove, 1 Ring 3/16 Groove, 1.645 CD, .265 dome; DUROSHIELD® skirt coated piston; 30 O/S has .221 dome; 60 O/S has .210 dome
8	POWERFORGED Piston-Individual	71	WL-2377F Std-20-30-40-60	Exc. Spec. Hi-Perf.; Powerforged; 0.9894" Pin Dia.; 2 Rings 5/64 Groove, 1 Ring 3/16 Groove, 1.640 CD, Flat, 2 reliefs, Chamfer; DUROSHIELD® skirt coated piston
8	POWERFORGED Piston-Individual	71	WL-2399NF Std-30-40-60	Spec. Hi-Perf.; Powerforged; .9894" Pin Dia.; 2 Rings 5/64 Groove, 1 Ring 3/16 Groove, 1.645 CD, .095 dome; DUROSHIELD® skirt coated piston

KCOOL B

KCOOL B

(continued on next page)

GM Car (Incl. Buick, Cad., Chev., Olds., Pontiac)

454 7.4L (7441cc) OHV V8 (16 Valve) (Chevrolet), 4.25" Bore (GMC Eng.), 4 Bbl. 1971-1970 681
(cont.)

QTY	PISTON (cont.)	YEARS	PART NO.	DESCRIPTION
8	POWERFORGED Piston-Individual	70	WL-2349F Std-30-60	Spec. Hi-Perf.; Powerforged; w/Closed chamber cyl. head; 0.9894" Pin Dia.; 2 Rings 5/64 Groove, 1 Ring 3/16 Groove, 1.645 CD, .265 dome; DUROSHIELD® skirt coated piston; 30 O/S has .221 dome; 60 O/S has .210 dome
1	POWERFORGED Piston Set w/Rings	71	8KL2377F 30 30-40-60	Exc. Spec. Hi-Perf.; Powerforged; 0.9894" Pin Dia.; 2 Rings 5/64 Groove, 1 Ring 3/16 Groove, 1.640 CD, Flat Head w/2 valve reliefs .180 wide x 45 degree top land chamfer. DUROSHIELD® skirt coated piston.
QTY	RINGS	YEARS	PART NO.	DESCRIPTION
1	Premium Set	71-70	E-233K Std-20-30-40-60	2-5/64, 1-3/16; Premium Moly
1	Premium Set	71-70	R-9905 Std-30-60	2-5/64, 1-3/16; Speed-Pro plasma-moly Perf. ring set
1	Standard Set	71-70	E-233X Std-20-30-40-60	2-5/64, 1-3/16; Iron
QTY	ENGINE BEARINGS	YEARS	PART NO.	DESCRIPTION
1	Main Set	71-70	4400MA Std-1-2-10-20-30-40	A-Series aluminum bearings
1	Main Set	71-70	7133MA 10 10-20-30-40	A-Series aluminum bearings ; w/.010" O/S length flange brg.
1	Main Set	71-70	7122MA 10 10-20-30	A-Series aluminum bearings ; w/.020" O/S length flange brg.
1	Main Set	71-70	C141M Std-1X-10-20	Performance; 3/4 grooved; DUROSHIELD® coated bearings; Super Duty Alloy
1	Main Set	71-70	141M Std-1-1X-9-10-11-20-21-30	Performance; 3/4 grooved; Tri-metal copper-lead
1	Rod Set	71-70	8-3190A Std-1-10-20-30-40-60	A-Series aluminum bearings
1	Rod Set	71-70	8-7200CH Std-1-1X-9-10-11-20-21-30	Performance; Chamfered on one side
1	Rod Set	71-70	C8-7200CH Std-1-1X-10-20	Performance; DUROSHIELD® coated bearings; w/o Dowel hole; Chamfered on one side
8	Rod Pair	71-70	3190A Std-1-10-20-30-40-50	A-Series aluminum bearings
1	Cam Set	71-70	1404M Std Only	Babbitt material; Full round design
1	Cam Set	71-70	2101M Std Only	Performance
QTY	OIL PUMP	YEARS	PART NO.	DESCRIPTION
1	Oil Pump	71-70	224-4154	
1	Oil Pump	71-70	224-4153	High Volume; Check for clearance; Use shaft w/steel guide
1	Inter. Shaft	71-70	224-6154A	Shaft w/slotted end, 6.52" O.A.L.; Use w/nylon guide
1	Inter. Shaft	71-70	224-6154	Shaft w/slotted end, 6.82" O.A.L.; Has integral steel guide
1	Oil Pump Shaft Guide	71-70	224-43343	Nylon
1	Screen Assy.	71-70	224-43620	Use with 8" pan
QTY	GASKETS	YEARS	PART NO.	DESCRIPTION
1	Kit Gasket Set	71-70	260-1717	Premium set; Hi-Perf.; w/Oval port heads; Header gskts. incl.; Complete set
1	Kit Gasket Set	71-70	260-1081	Premium set; Hi-Perf.; w/Rectangular port heads; Header gskts. incl.; Complete set
1	Kit Gasket Set	71-70	260-1009T	VINTAGE; Exc. Special Hi-Perf.; Exh. pipe packing not incl.; PermaDryPlus® oil pan gskt. incl.; PermaDryPlus® water outlet gskt. incl.; Premium valve stem seals incl.
1	Kit Gasket Set	71-70	260-1009	VINTAGE; Exc. Special Hi-Perf.; Exh. pipe packing not incl.; Premium valve stem seals incl.
QTY	FREEZE PLUGS	YEARS	PART NO.	DESCRIPTION
1	Brass Block Plug Kit	71-70	381-8009	
1	Steel Block Plug Kit	71-70	381-4017	
1	Brass Deep Cup Freeze Plug	71-70	381-9030	1.750" Diameter
1	Steel Deep Cup Freeze Plug	71-70	381-3082	1.750" Diameter, 0.593" Height
1	Steel Shallow Cup Freeze Plug	71-70	381-2154	2.219" Diameter

455 7.5L (7456cc) OHV V8 (16 Valve) (Pontiac), 4.151" Bore (GMC Eng.), 4 Bbl. "VIN T" 1976-1972 682

QTY	TIMING	YEARS	PART NO.	DESCRIPTION
1	3 Piece Set	76-72	KT3-350S	VINTAGE; 223-305, 223-371 not sold separately; (1) 222-350; (1) 223-305; (1) 223-371
QTY	CAMSHAFT/LIFTER	YEARS	PART NO.	DESCRIPTION
1	Camshaft	76-73	CS-641	VINTAGE; Hydraulic, (050) Duration at .050 Lobe Lift, 208 Exh., 198 Int., 111 Degrees Lobe Separation
1	Prelube		55-403 Std Only	1.5 oz. packet
1	Prelube		55-400 Std Only	4 oz. bottle; 1.5 oz. packet No. 55-403 also avail.
16	Lifter	76-72	HT-951 Std Only	Hyd.
16	Lifter, Bulk	76-72	HT-951B Std Only	Hyd.; Carton of 128
QTY	PUSH ROD	YEARS	PART NO.	DESCRIPTION
16	Push Rod	76-72	RP-3229R Std Only	Chrome-Moly; 9.1300" O.A.L.
16	Push Rod	76-72	RP-3028 Std Only	VINTAGE; 9.1360" O.A.L.

(continued on next page)

GM Car (Incl. Buick, Cad., Chev., Olds., Pontiac)

682 455 7.5L (7456cc) OHV V8 (16 Valve) (Pontiac), 4.151" Bore (GMC Eng.), 4 Bbl. "VIN T" 1976-1972
(cont.)

QTY	PUSH ROD (cont.)	YEARS	PART NO.	DESCRIPTION
16	Push Rod, Bulk	76-72	BRP-3028 Std Only	VINTAGE; Carton of 100; 9.1360" O.A.L.
QTY	ROCKER PARTS	YEARS	PART NO.	DESCRIPTION
16	Arm Assy.	76-72	R-1032 Std Only	Incl. arm, ball & nut
16	Arm Assy., Bulk	76-72	R-1032B Std Only	Incl. arm, ball & nut; Carton of 64
16	Arm	76-72	R-849A Std Only	
16	Nut	76-72	MR-1934 Std Only	3/8" x 24 UNF
QTY	VALVE	YEARS	PART NO.	DESCRIPTION
8	Intake	74-72	V-1920 Std Only	VINTAGE; Chrome plated stem; 2.1100" Head Dia., 0.3415" Stem Dia., 4.8800" O.A.L.
8	Intake	72	V-1920 Std Only	VINTAGE; Exc. HO; Chrome plated stem; 2.1100" Head Dia., 0.3415" Stem Dia., 4.8800" O.A.L.
QTY	VALVE SPRING	YEARS	PART NO.	DESCRIPTION
16	Spring	76-75	VS-651 Std Only	VINTAGE; Loc. Inner; 1.7600" Free Height
16	Spring	76-75	VS-665 Std Only	VINTAGE; Loc. Outer; 1.9400" Free Height
16	Spring	72	VS-651 Std Only	VINTAGE; Loc. Inner; 1.7600" Free Height
16	Spring	72	VS-665 Std Only	VINTAGE; Loc. Outer; 1.9400" Free Height
QTY	VALVE SEAL	YEARS	PART NO.	DESCRIPTION
16	Valve Stem Seal	76-72	MV-1233C Std Only	O-Ring; (RBB) Rubber
16	Valve Stem Seal	76-72	ST-2092 Std Only	Positive type, Metal Clad; (RBB) Rubber
16	Valve Stem Seal	76-72	ST-2003 Std Only	Positive type; Installation requires valve guide machining; (RBB) Rubber
16	Valve Stem Seal Bulk	76-72	MV-1233 Std Only	O-Ring; Carton of 100; (RBB) Rubber
16	Valve Stem Seal Bulk	76-72	ST-2003BC Std Only	Positive type; Installation requires valve guide machining; Carton of 100; (RBB) Rubber
QTY	VALVE SEAT	YEARS	PART NO.	DESCRIPTION
8	Seat	76-75	245-1750-2 Std Only	Loc. Exh.; 1.7550" OD, 1.5000" ID, 0.2160" Depth
8	Seat	76-75	245-1750-2N Std Only	Loc. Exh.; Premium Material; 1.7550" OD, 1.5000" ID, 0.2160" Depth
8	Seat	76-72	245-2125-2 Std Only	Loc. Int.; 2.1305" OD, 1.8750" ID, 0.2480" Depth
8	Seat	74-72	245-1750-2 Std Only	Loc. Exh.; Use w/V-1832 & V-1967; 1.7550" OD, 1.5000" ID, 0.2160" Depth
8	Seat	74-72	245-1750-2N Std Only	Loc. Exh.; Use w/V-1832 & V-1967; Premium Material; 1.7550" OD, 1.5000" ID, 0.2160" Depth
8	Seat	74-72	245-1812-1 Std Only	Loc. Exh.; Use w/V-1902; 1.8175" OD, 1.5625" ID, 0.2480" Depth
8	Seat	74-72	245-1812-1N Std Only	Loc. Exh.; Use w/V-1902; Premium Material; 1.8175" OD, 1.5625" ID, 0.2480" Depth
QTY	VALVE, MISC	YEARS	PART NO.	DESCRIPTION
32	Keeper	76-72	VK-115A Std Only	1 groove; Square cut key groove; Carton pack 24
32	Keeper	76-72	VK-115 Std Only	1 groove; Square cut key groove; Carton pack 32
32	Keeper	76-72	VK-115R Std Only	1 groove; Square cut key groove; Hardened
32	Keeper, Bulk	76-72	VK-115B Std Only	1 groove; Square cut key groove; Carton of 1000
16	Spring Insert	76-72	259-305A Std Only	.060"; Carton of 100
16	Spring Insert	76-72	259-305B Std Only	VINTAGE; .030"; Carton of 100
QTY	PISTON	YEARS	PART NO.	DESCRIPTION
8	Cast Piston	76-75	417NP 30 30-40-60	VINTAGE; Cast; .9804" Pin Dia.; 1 Ring 5/64 Groove, 1 Ring 1/16 Groove, 1 Ring 3/16 Groove, 1.481 CD, Flat Head w/4 valve reliefs - 8.2:1 C.R.
8	Cast Piston - Individual	76-75	W417NP 30 30-40-60	VINTAGE; Cast; .9804" Pin Dia.; 1 Ring 5/64 Groove, 1 Ring 1/16 Groove, 1 Ring 3/16 Groove, 1.481 CD, Flat Head w/4 valve reliefs - 8.2:1 C.R.
8	POWERFORGED	76-75	L-2359NF Std-30-40-60	Powerforged; 0.980" Pin Dia.; 1 Ring 5/64 Groove, 1 Ring 1/16 Groove, 1 Ring 3/16 Groove, 1.497 CD, Flat, 4 reliefs; DUROSHIELD® skirt coated piston
8	POWERFORGED	72	L-2359NF Std-30-40-60	Powerforged; 0.980" Pin Dia.; 1 Ring 5/64 Groove, 1 Ring 1/16 Groove, 1 Ring 3/16 Groove, 1.497 CD, Flat, 4 reliefs; DUROSHIELD® skirt coated piston
QTY	RINGS	YEARS	PART NO.	DESCRIPTION
1	Premium Set	76-72	E-300K Std-30-40-60	VINTAGE; 1-5/64, 1-1/16, 1-3/16; Premium Moly
1	Standard Set	76-72	E-300X Std-30	VINTAGE; 1-5/64, 1-1/16, 1-3/16; Iron
QTY	ENGINE BEARINGS	YEARS	PART NO.	DESCRIPTION
1	Main Set	76-72	151M Std-10	Performance; 3/4 grooved
1	Main Set	76-72	4221M Std-10-20-30	VINTAGE; Overplated copper-lead alloy
1	Rod Set	76-72	8-7050CH Std-10-20	Performance
1	Rod Set	76-72	8-1555CPA Std-10-20-30-40	VINTAGE
8	Rod Pair	76-72	1555CPA Std-10-20-30-40	VINTAGE
1	Cam Set	76-72	1220M Std Only	
QTY	OIL PUMP	YEARS	PART NO.	DESCRIPTION
1	Oil Pump	76-72	224-43364S	High Pressure; 3/4" inlet tube; Incl. screen

VALVE TRAIN

VALVE TRAIN

BLOCK

BLOCK

(continued on next page)

GM Car (Incl. Buick, Cad., Chev., Olds., Pontiac)

455 7.5L (7456cc) OHV V8 (16 Valve) (Pontiac), 4.151" Bore (GMC Eng.), 4 Bbl. "VIN T" 1976-1972 682
(cont.)

	QTY	OIL PUMP (cont.)	YEARS	PART NO.	DESCRIPTION
BLOCK	1	Screen Assy.	76-72	224-11236	3/4" inlet tube
	GASKETS		YEARS	PART NO.	DESCRIPTION
	1	Kit Gasket Set	76-75	260-1025	VINTAGE
	1	Kit Gasket Set	74-73	260-1025	VINTAGE; Exc. Super Duty
	1	Kit Gasket Set	72	260-1025	VINTAGE; Exc. H.O.
	FREEZE PLUGS		YEARS	PART NO.	DESCRIPTION
	1	Brass Block Plug Kit	76-72	381-8021	VINTAGE
	1	Steel Block Plug Kit	76-72	381-4020	
	1	Brass Deep Cup Freeze Plug	76-72	381-9010	0.938" Diameter
	1	Brass Deep Cup Freeze Plug	76-72	381-9026	1.953" Diameter
1	Steel Deep Cup Freeze Plug	76-72	381-3077	0.906" Diameter	
1	Steel Deep Cup Freeze Plug	76-72	381-3133	1.500" Diameter, 0.375" Height	
1	Steel Deep Cup Freeze Plug	76-72	381-3054	19/32" Diameter	
1	Steel Deep Cup Freeze Plug	76-72	381-3112	2.063" Diameter	
1	Steel Deep Cup Freeze Plug	76-72	381-3131	2.094" Diameter	

455 7.5L (7456cc) OHV V8 (16 Valve) (Pontiac), 4.151" Bore (GMC Eng.), 2 Bbl. "VIN U" 1972 683

	QTY	TIMING	YEARS	PART NO.	DESCRIPTION
VALVE TRAIN	1	3 Piece Set	72	KT3-350S	VINTAGE; 223-305, 223-371 not sold separately; (1) 222-350; (1) 223-305; (1) 223-371
	CAMSHAFT/LIFTER		YEARS	PART NO.	DESCRIPTION
	1	Camshaft	72	CS-641	VINTAGE; Hydraulic, (050) Duration at .050 Lobe Lift, 208 Exh., 198 Int., 111 Degrees Lobe Separation
	1	Prelube		55-403 Std Only	1.5 oz. packet
	1	Prelube		55-400 Std Only	4 oz. bottle; 1.5 oz. packet No. 55-403 also avail.
	16	Lifter	72	HT-951 Std Only	Hyd.
	16	Lifter, Bulk	72	HT-951B Std Only	Hyd.; Carton of 128
	PUSH ROD		YEARS	PART NO.	DESCRIPTION
	16	Push Rod	72	RP-3229R Std Only	Chrome-Moly; 9.1300" O.A.L.
	16	Push Rod	72	RP-3028 Std Only	VINTAGE; 9.1360" O.A.L.
16	Push Rod, Bulk	72	BRP-3028 Std Only	VINTAGE; Carton of 100; 9.1360" O.A.L.	
ROCKER PARTS		YEARS	PART NO.	DESCRIPTION	
16	Arm Assy.	72	R-1032 Std Only	Incl. arm, ball & nut	
16	Arm Assy., Bulk	72	R-1032B Std Only	Incl. arm, ball & nut; Carton of 64	
16	Arm	72	R-849A Std Only		
16	Nut	72	MR-1934 Std Only	3/8" x 24 UNF	
VALVE SPRING		YEARS	PART NO.	DESCRIPTION	
16	Spring	72	VS-651 Std Only	VINTAGE; Loc. Inner; 1.7600" Free Height	
16	Spring	72	VS-665 Std Only	VINTAGE; Loc. Outer; 1.9400" Free Height	
VALVE SEAL		YEARS	PART NO.	DESCRIPTION	
16	Valve Stem Seal	72	MV-1233C Std Only	O-Ring; (RBB) Rubber	
16	Valve Stem Seal	72	ST-2092 Std Only	Positive type, Metal Clad; (RBB) Rubber	
16	Valve Stem Seal	72	ST-2003 Std Only	Positive type; Installation requires valve guide machining; (RBB) Rubber	
16	Valve Stem Seal Bulk	72	MV-1233 Std Only	O-Ring; Carton of 100; (RBB) Rubber	
16	Valve Stem Seal Bulk	72	ST-2003BC Std Only	Positive type; Installation requires valve guide machining; Carton of 100; (RBB) Rubber	
VALVE SEAT		YEARS	PART NO.	DESCRIPTION	
8	Seat	72	245-1750-2 Std Only	Loc. Exh.; Use w/V-1832 & V-1967; 1.7550" OD, 1.5000" ID, 0.2160" Depth	
8	Seat	72	245-1750-2N Std Only	Loc. Exh.; Use w/V-1832 & V-1967; Premium Material; 1.7550" OD, 1.5000" ID, 0.2160" Depth	
8	Seat	72	245-1812-1 Std Only	Loc. Exh.; Use w/V-1902; 1.8175" OD, 1.5625" ID, 0.2480" Depth	
8	Seat	72	245-1812-1N Std Only	Loc. Exh.; Use w/V-1902; Premium Material; 1.8175" OD, 1.5625" ID, 0.2480" Depth	
8	Seat	72	245-2125-2 Std Only	Loc. Int.; 2.1305" OD, 1.8750" ID, 0.2480" Depth	
VALVE, MISC		YEARS	PART NO.	DESCRIPTION	
32	Keeper	72	VK-115A Std Only	1 groove; Square cut key groove; Carton pack 24	
32	Keeper	72	VK-115 Std Only	1 groove; Square cut key groove; Carton pack 32	
32	Keeper	72	VK-115R Std Only	1 groove; Square cut key groove; Hardened	
32	Keeper, Bulk	72	VK-115B Std Only	1 groove; Square cut key groove; Carton of 1000	
16	Spring Insert	72	259-305A Std Only	.060"; Carton of 100	
16	Spring Insert	72	259-305B Std Only	VINTAGE; .030"; Carton of 100	
PISTON		YEARS	PART NO.	DESCRIPTION	
8	POWERFORGED	72	L-2359NF Std-30-40-60	Powerforged; 0.980" Pin Dia.; 1 Ring 5/64 Groove, 1 Ring 1/16 Groove, 1 Ring 3/16 Groove, 1.497 CD, Flat, 4 reliefs; DUROSHIELD® skirt coated piston	

(continued on next page)

GM Car (Incl. Buick, Cad., Chev., Olds., Pontiac)

683 455 7.5L (7456cc) OHV V8 (16 Valve) (Pontiac), 4.151" Bore (GMC Eng.), 2 Bbl. "VIN U" 1972
(cont.)

BLOCK	QTY	RINGS	YEARS	PART NO.	DESCRIPTION	BLOCK
	1	Premium Set	72	E-300K Std-30-40-60	VINTAGE; 1-5/64, 1-1/16, 1-3/16; Premium Moly	
	1	Standard Set	72	E-300X Std-30	VINTAGE; 1-5/64, 1-1/16, 1-3/16; Iron	
	QTY	ENGINE BEARINGS	YEARS	PART NO.	DESCRIPTION	
	1	Main Set	72	151M Std-10	Performance; 3/4 grooved	
	1	Main Set	72	4221M Std-10-20-30	VINTAGE; Overplated copper-lead alloy	
	1	Rod Set	72	8-7050CH Std-10-20	Performance	
	1	Rod Set	72	8-1555CPA Std-10-20-30-40	VINTAGE	
	8	Rod Pair	72	1555CPA Std-10-20-30-40	VINTAGE	
	1	Cam Set	72	1220M Std Only		
	QTY	OIL PUMP	YEARS	PART NO.	DESCRIPTION	
	1	Oil Pump	72	224-43629	Pontiac Bonneville Base, Catalina Base, Brougham, Grand Safari Base; VINTAGE; 30% more pressure than 22443364S	
	QTY	GASKETS	YEARS	PART NO.	DESCRIPTION	
	1	Kit Gasket Set	72	260-1025	VINTAGE	
	QTY	FREEZE PLUGS	YEARS	PART NO.	DESCRIPTION	
	1	Brass Block Plug Kit	72	381-8021	VINTAGE	
	1	Steel Block Plug Kit	72	381-4020		
	1	Brass Deep Cup Freeze Plug	72	381-9010	0.938" Diameter	
	1	Brass Deep Cup Freeze Plug	72	381-9026	1.953" Diameter	
	1	Steel Deep Cup Freeze Plug	72	381-3077	0.906" Diameter	
	1	Steel Deep Cup Freeze Plug	72	381-3133	1.500" Diameter, 0.375" Height	
	1	Steel Deep Cup Freeze Plug	72	381-3054	19/32" Diameter	
	1	Steel Deep Cup Freeze Plug	72	381-3112	2.063" Diameter	
	1	Steel Deep Cup Freeze Plug	72	381-3131	2.094" Diameter	

684 455 7.5L (7456cc) OHV V8 (16 Valve) (Pontiac), 4.151" Bore (GMC Eng.), 2 Bbl. "VIN V" 1972

VALVE TRAIN	QTY	TIMING	YEARS	PART NO.	DESCRIPTION	VALVE TRAIN
	1	3 Piece Set	72	KT3-350S	VINTAGE; 223-305, 223-371 not sold separately; (1) 222-350; (1) 223-305; (1) 223-371	
	QTY	CAMSHAFT/LIFTER	YEARS	PART NO.	DESCRIPTION	
	1	Camshaft	72	CS-641	VINTAGE; Hydraulic, (050) Duration at .050 Lobe Lift, 208 Exh., 198 Int., 111 Degrees Lobe Separation	
	1	Prelube		55-403 Std Only	1.5 oz. packet	
	1	Prelube		55-400 Std Only	4 oz. bottle; 1.5 oz. packet No. 55-403 also avail.	
	16	Lifter	72	HT-951 Std Only	Hyd.	
	16	Lifter, Bulk	72	HT-951B Std Only	Hyd.; Carton of 128	
	QTY	PUSH ROD	YEARS	PART NO.	DESCRIPTION	
	16	Push Rod	72	RP-3229R Std Only	Chrome-Moly; 9.1300" O.A.L.	
	16	Push Rod	72	RP-3028 Std Only	VINTAGE; 9.1360" O.A.L.	
	16	Push Rod, Bulk	72	BRP-3028 Std Only	VINTAGE; Carton of 100; 9.1360" O.A.L.	
	QTY	ROCKER PARTS	YEARS	PART NO.	DESCRIPTION	
	16	Arm Assy.	72	R-1032 Std Only	Incl. arm, ball & nut	
	16	Arm Assy., Bulk	72	R-1032B Std Only	Incl. arm, ball & nut; Carton of 64	
	16	Arm	72	R-849A Std Only		
	16	Nut	72	MR-1934 Std Only	3/8" x 24 UNF	
	QTY	VALVE SPRING	YEARS	PART NO.	DESCRIPTION	
	16	Spring	72	VS-651 Std Only	VINTAGE; Loc. Inner; 1.7600" Free Height	
	16	Spring	72	VS-665 Std Only	VINTAGE; Loc. Outer; 1.9400" Free Height	
	QTY	VALVE SEAL	YEARS	PART NO.	DESCRIPTION	
	16	Valve Stem Seal	72	MV-1233C Std Only	O-Ring; (RBB) Rubber	
	16	Valve Stem Seal	72	ST-2092 Std Only	Positive type, Metal Clad; (RBB) Rubber	
	16	Valve Stem Seal	72	ST-2003 Std Only	Positive type; Installation requires valve guide machining; (RBB) Rubber	
	16	Valve Stem Seal Bulk	72	MV-1233 Std Only	O-Ring; Carton of 100; (RBB) Rubber	
	16	Valve Stem Seal Bulk	72	ST-2003BC Std Only	Positive type; Installation requires valve guide machining; Carton of 100; (RBB) Rubber	
	QTY	VALVE SEAT	YEARS	PART NO.	DESCRIPTION	
	8	Seat	72	245-1750-2 Std Only	Loc. Exh.; Use w/V-1832 & V-1967; 1.7550" OD, 1.5000" ID, 0.2160" Depth	
	8	Seat	72	245-1750-2N Std Only	Loc. Exh.; Use w/V-1832 & V-1967; Premium Material; 1.7550" OD, 1.5000" ID, 0.2160" Depth	
	8	Seat	72	245-1812-1 Std Only	Loc. Exh.; Use w/V-1902; 1.8175" OD, 1.5625" ID, 0.2480" Depth	
	8	Seat	72	245-1812-1N Std Only	Loc. Exh.; Use w/V-1902; Premium Material; 1.8175" OD, 1.5625" ID, 0.2480" Depth	
	8	Seat	72	245-2125-2 Std Only	Loc. Int.; 2.1305" OD, 1.8750" ID, 0.2480" Depth	

(continued on next page)

GM Car (Incl. Buick, Cad., Chev., Olds., Pontiac)

455 7.5L (7456cc) OHV V8 (16 Valve) (Pontiac), 4.151" Bore (GMC Eng.), 2 Bbl. "VIN V" 1972 684
(cont.)

QTY	VALVE, MISC	YEARS	PART NO.	DESCRIPTION
32	Keeper	72	VK-115A Std Only	1 groove; Square cut key groove; Carton pack 24
32	Keeper	72	VK-115 Std Only	1 groove; Square cut key groove; Carton pack 32
32	Keeper	72	VK-115R Std Only	1 groove; Square cut key groove; Hardened
32	Keeper, Bulk	72	VK-115B Std Only	1 groove; Square cut key groove; Carton of 1000
16	Spring Insert	72	259-305A Std Only	.060"; Carton of 100
16	Spring Insert	72	259-305B Std Only	VINTAGE; .030"; Carton of 100
QTY	PISTON	YEARS	PART NO.	DESCRIPTION
8	POWERFORGED	72	L-2359NF Std-30-40-60	Powerforged; 0.980" Pin Dia.; 1 Ring 5/64 Groove, 1 Ring 1/16 Groove, 1 Ring 3/16 Groove, 1.497 CD, Flat, 4 reliefs; DUROSHIELD® skirt coated piston
QTY	RINGS	YEARS	PART NO.	DESCRIPTION
1	Premium Set	72	E-300K Std-30-40-60	VINTAGE; 1-5/64, 1-1/16, 1-3/16; Premium Moly
1	Standard Set	72	E-300X Std-30	VINTAGE; 1-5/64, 1-1/16, 1-3/16; Iron
QTY	ENGINE BEARINGS	YEARS	PART NO.	DESCRIPTION
1	Main Set	72	151M Std-10	Performance; 3/4 grooved
1	Main Set	72	4221M Std-10-20-30	VINTAGE; Overplated copper-lead alloy
1	Rod Set	72	8-7050CH Std-10-20	Performance
1	Rod Set	72	8-1555CPA Std-10-20-30-40	VINTAGE
8	Rod Pair	72	1555CPA Std-10-20-30-40	VINTAGE
1	Cam Set	72	1220M Std Only	
QTY	OIL PUMP	YEARS	PART NO.	DESCRIPTION
1	Oil Pump	72	224-43629	Pontiac Catalina Safari; VINTAGE; 30% more pressure than 22443364S
QTY	GASKETS	YEARS	PART NO.	DESCRIPTION
1	Kit Gasket Set	72	260-1025	VINTAGE
QTY	FREEZE PLUGS	YEARS	PART NO.	DESCRIPTION
1	Brass Block Plug Kit	72	381-8021	VINTAGE
1	Steel Block Plug Kit	72	381-4020	
1	Brass Deep Cup Freeze Plug	72	381-9010	0.938" Diameter
1	Brass Deep Cup Freeze Plug	72	381-9026	1.953" Diameter
1	Steel Deep Cup Freeze Plug	72	381-3077	0.906" Diameter
1	Steel Deep Cup Freeze Plug	72	381-3133	1.500" Diameter, 0.375" Height
1	Steel Deep Cup Freeze Plug	72	381-3054	19/32" Diameter
1	Steel Deep Cup Freeze Plug	72	381-3112	2.063" Diameter
1	Steel Deep Cup Freeze Plug	72	381-3131	2.094" Diameter

455 7.5L (7456cc) OHV V8 (16 Valve) (Pontiac), 4.151" Bore (GMC Eng.), 4 Bbl. "VIN W" 1976-1972 685

QTY	TIMING	YEARS	PART NO.	DESCRIPTION
1	3 Piece Set	76-72	KT3-350S	VINTAGE; 223-305, 223-371 not sold separately; (1) 222-350; (1) 223-305; (1) 223-371
QTY	CAMSHAFT/LIFTER	YEARS	PART NO.	DESCRIPTION
1	Camshaft	76-73	CS-641	VINTAGE; Hydraulic, (050) Duration at .050 Lobe Lift, 208 Exh., 198 Int., 111 Degrees Lobe Separation
1	Prelube		55-403 Std Only	1.5 oz. packet
1	Prelube		55-400 Std Only	4 oz. bottle; 1.5 oz. packet No. 55-403 also avail.
16	Lifter	76-72	HT-951 Std Only	Hyd.
16	Lifter, Bulk	76-72	HT-951B Std Only	Hyd.; Carton of 128
QTY	PUSH ROD	YEARS	PART NO.	DESCRIPTION
16	Push Rod	76-72	RP-3229R Std Only	Chrome-Moly; 9.1300" O.A.L.
16	Push Rod	76-72	RP-3028 Std Only	VINTAGE; 9.1360" O.A.L.
16	Push Rod, Bulk	76-72	BRP-3028 Std Only	VINTAGE; Carton of 100; 9.1360" O.A.L.
QTY	ROCKER PARTS	YEARS	PART NO.	DESCRIPTION
16	Arm Assy.	76-72	R-1032 Std Only	Incl. arm, ball & nut
16	Arm Assy., Bulk	76-72	R-1032B Std Only	Incl. arm, ball & nut; Carton of 64
16	Arm	76-72	R-849A Std Only	
16	Nut	76-72	MR-1934 Std Only	3/8" x 24 UNF
QTY	VALVE	YEARS	PART NO.	DESCRIPTION
8	Intake	74-72	V-1920 Std Only	VINTAGE; Chrome plated stem; 2.1100" Head Dia., 0.3415" Stem Dia., 4.8800" O.A.L.
8	Intake	72	V-1920 Std Only	VINTAGE; Exc. HO; Chrome plated stem; 2.1100" Head Dia., 0.3415" Stem Dia., 4.8800" O.A.L.
QTY	VALVE SPRING	YEARS	PART NO.	DESCRIPTION
16	Spring	76-75	VS-651 Std Only	VINTAGE; Loc. Inner; 1.7600" Free Height
16	Spring	76-75	VS-665 Std Only	VINTAGE; Loc. Outer; 1.9400" Free Height
16	Spring	72	VS-651 Std Only	VINTAGE; Loc. Inner; 1.7600" Free Height
16	Spring	72	VS-665 Std Only	VINTAGE; Loc. Outer; 1.9400" Free Height

(continued on next page)

GM Car (Incl. Buick, Cad., Chev., Olds., Pontiac)

685 455 7.5L (7456cc) OHV V8 (16 Valve) (Pontiac), 4.151" Bore (GMC Eng.), 4 Bbl. "VIN W" 1976-1972
(cont.)

QTY	VALVE SEAL	YEARS	PART NO.	DESCRIPTION
16	Valve Stem Seal	76-72	MV-1233C Std Only	O-Ring; (RBB) Rubber
16	Valve Stem Seal	76-72	ST-2092 Std Only	Positive type, Metal Clad; (RBB) Rubber
16	Valve Stem Seal	76-72	ST-2003 Std Only	Positive type; Installation requires valve guide machining; (RBB) Rubber
16	Valve Stem Seal Bulk	76-72	MV-1233 Std Only	O-Ring; Carton of 100; (RBB) Rubber
16	Valve Stem Seal Bulk	76-72	ST-2003BC Std Only	Positive type; Installation requires valve guide machining; Carton of 100; (RBB) Rubber
QTY	VALVE SEAT	YEARS	PART NO.	DESCRIPTION
8	Seat	76-75	245-1750-2 Std Only	Loc. Exh.; 1.7550" OD, 1.5000" ID, 0.2160" Depth
8	Seat	76-75	245-1750-2N Std Only	Loc. Exh.; Premium Material; 1.7550" OD, 1.5000" ID, 0.2160" Depth
8	Seat	76-72	245-2125-2 Std Only	Loc. Int.; 2.1305" OD, 1.8750" ID, 0.2480" Depth
8	Seat	74-72	245-1750-2 Std Only	Loc. Exh.; Use w/V-1832 & V-1967; 1.7550" OD, 1.5000" ID, 0.2160" Depth
8	Seat	74-72	245-1750-2N Std Only	Loc. Exh.; Use w/V-1832 & V-1967; Premium Material; 1.7550" OD, 1.5000" ID, 0.2160" Depth
8	Seat	74-72	245-1812-1 Std Only	Loc. Exh.; Use w/V-1902; 1.8175" OD, 1.5625" ID, 0.2480" Depth
8	Seat	74-72	245-1812-1N Std Only	Loc. Exh.; Use w/V-1902; Premium Material; 1.8175" OD, 1.5625" ID, 0.2480" Depth
QTY	VALVE, MISC	YEARS	PART NO.	DESCRIPTION
32	Keeper	76-72	VK-115A Std Only	1 groove; Square cut key groove; Carton pack 24
32	Keeper	76-72	VK-115 Std Only	1 groove; Square cut key groove; Carton pack 32
32	Keeper	76-72	VK-115R Std Only	1 groove; Square cut key groove; Hardened
32	Keeper, Bulk	76-72	VK-115B Std Only	1 groove; Square cut key groove; Carton of 1000
16	Spring Insert	76-72	259-305A Std Only	.060"; Carton of 100
16	Spring Insert	76-72	259-305B Std Only	VINTAGE; .030"; Carton of 100
QTY	PISTON	YEARS	PART NO.	DESCRIPTION
8	Cast Piston	76-75	417NP 30 30-40-60	VINTAGE; Cast; .9804" Pin Dia.; 1 Ring 5/64 Groove, 1 Ring 1/16 Groove, 1 Ring 3/16 Groove, 1.481 CD, Flat Head w/4 valve reliefs - 8.2:1 C.R.
8	Cast Piston - Individual	76-75	W417NP 30 30-40-60	VINTAGE; Cast; .9804" Pin Dia.; 1 Ring 5/64 Groove, 1 Ring 1/16 Groove, 1 Ring 3/16 Groove, 1.481 CD, Flat Head w/4 valve reliefs - 8.2:1 C.R.
8	POWERFORGED	76-75	L-2359NF Std-30-40-60	Powerforged; 0.980" Pin Dia.; 1 Ring 5/64 Groove, 1 Ring 1/16 Groove, 1 Ring 3/16 Groove, 1.497 CD, Flat, 4 reliefs; DUROSHIELD® skirt coated piston
8	POWERFORGED	72	L-2359NF Std-30-40-60	Powerforged; 0.980" Pin Dia.; 1 Ring 5/64 Groove, 1 Ring 1/16 Groove, 1 Ring 3/16 Groove, 1.497 CD, Flat, 4 reliefs; DUROSHIELD® skirt coated piston
QTY	RINGS	YEARS	PART NO.	DESCRIPTION
1	Premium Set	76-72	E-300K Std-30-40-60	VINTAGE; 1-5/64, 1-1/16, 1-3/16; Premium Moly
1	Standard Set	76-72	E-300X Std-30	VINTAGE; 1-5/64, 1-1/16, 1-3/16; Iron
QTY	ENGINE BEARINGS	YEARS	PART NO.	DESCRIPTION
1	Main Set	76-72	151M Std-10	Performance; 3/4 grooved
1	Main Set	76-72	4221M Std-10-20-30	VINTAGE; Overplated copper-lead alloy
1	Rod Set	76-72	8-7050CH Std-10-20	Performance
1	Rod Set	76-72	8-1555CPA Std-10-20-30-40	VINTAGE
1	Rod Pair	76-72	1555CPA Std-10-20-30-40	VINTAGE
1	Cam Set	76-72	1220M Std Only	VINTAGE
QTY	OIL PUMP	YEARS	PART NO.	DESCRIPTION
1	Oil Pump	76-72	224-43364S	High Pressure; 3/4" inlet tube; Incl. screen
1	Oil Pump	76-75	224-43629	VINTAGE; 30% more pressure than 22443364S
1	Oil Pump	74	224-43629	Pontiac Bonneville Base, Catalina Base, Safari, Grand Am Base, Grand Safari Base, Grand Ville Base; VINTAGE; 30% more pressure than 22443364S
1	Oil Pump	73	224-43629	Exc. Pontiac Firebird Base, Esprit, Formula, Trans Am, Grand Am Base, GTO Base, Laurentian Base, Parisienne Base, Safari Base; VINTAGE; 30% more pressure than 22443364S
1	Oil Pump	72	224-43629	Pontiac Catalina Base, Safari, Grand Safari Base, Grand Ville Base, LeMans Base; VINTAGE; 30% more pressure than 22443364S
1	Screen Assy.	76-72	224-11236	3/4" inlet tube
QTY	GASKETS	YEARS	PART NO.	DESCRIPTION
1	Kit Gasket Set	76-75	260-1025	VINTAGE
1	Kit Gasket Set	74-73	260-1025	VINTAGE; Exc. Super Duty
1	Kit Gasket Set	72	260-1025	VINTAGE; Exc. H.O.
QTY	FREEZE PLUGS	YEARS	PART NO.	DESCRIPTION
1	Brass Block Plug Kit	76-72	381-8021	VINTAGE

(continued on next page)

GM Car (Incl. Buick, Cad., Chev., Olds., Pontiac)

455 7.5L (7456cc) OHV V8 (16 Valve) (Pontiac), 4.151" Bore (GMC Eng.), 4 Bbl. "VIN W" 1976-1972 685
(cont.)

BLOCK	QTY	FREEZE PLUGS (cont.)	YEARS	PART NO.	DESCRIPTION	BLOCK
	1	Steel Block Plug Kit	76-72	381-4020		
	1	Brass Deep Cup Freeze Plug	76-72	381-9010	0.938" Diameter	
	1	Brass Deep Cup Freeze Plug	76-72	381-9026	1.953" Diameter	
	1	Steel Deep Cup Freeze Plug	76-72	381-3077	0.906" Diameter	
	1	Steel Deep Cup Freeze Plug	76-72	381-3133	1.500" Diameter, 0.375" Height	
	1	Steel Deep Cup Freeze Plug	76-72	381-3054	19/32" Diameter	
	1	Steel Deep Cup Freeze Plug	76-72	381-3112	2.063" Diameter	
	1	Steel Deep Cup Freeze Plug	76-72	381-3131	2.094" Diameter	

455 7.5L (7456cc) OHV V8 (16 Valve) (Pontiac), 4.151" Bore (GMC Eng.), 4 Bbl. "VIN Y" 1975-1972 686

VALVE TRAIN	QTY	TIMING	YEARS	PART NO.	DESCRIPTION	VALVE TRAIN
	1	3 Piece Set	75-72	KT3-350S	VINTAGE; 223-305, 223-371 not sold separately; (1) 222-350; (1) 223-305; (1) 223-371	
	1	CAMSHAFT/LIFTER	75-73	CS-641	VINTAGE; Hydraulic, (050) Duration at .050 Lobe Lift, 208 Exh., 198 Int., 111 Degrees Lobe Separation	
	1	Prelube		55-403 Std Only	1.5 oz. packet	
	1	Prelube		55-400 Std Only	4 oz. bottle; 1.5 oz. packet No. 55-403 also avail.	
	16	Lifter	75-72	HT-951 Std Only	Hyd.	
	16	Lifter, Bulk	75-72	HT-951B Std Only	Hyd.; Carton of 128	
	16	PUSH ROD	75-72	RP-3229R Std Only	Chrome-Moly; 9.1300" O.A.L.	
	16	Push Rod	75-72	RP-3028 Std Only	VINTAGE; 9.1360" O.A.L.	
	16	Push Rod, Bulk	75-72	BRP-3028 Std Only	VINTAGE; Carton of 100; 9.1360" O.A.L.	
	16	ROCKER PARTS	75-72	R-1032 Std Only	Incl. arm, ball & nut	
	16	Arm Assy., Bulk	75-72	R-1032B Std Only	Incl. arm, ball & nut; Carton of 64	
	16	Arm	75-72	R-849A Std Only		
	16	Nut	75-72	MR-1934 Std Only	3/8" x 24 UNF	
	8	VALVE	74-72	V-1920 Std Only	VINTAGE; Chrome plated stem; 2.1100" Head Dia., 0.3415" Stem Dia., 4.8800" O.A.L.	
	8	Intake	72	V-1920 Std Only	VINTAGE; Exc. HO; Chrome plated stem; 2.1100" Head Dia., 0.3415" Stem Dia., 4.8800" O.A.L.	
	16	VALVE SPRING	75	VS-651 Std Only	VINTAGE; Loc. Inner; 1.7600" Free Height	
	16	Spring	75	VS-665 Std Only	VINTAGE; Loc. Outer; 1.9400" Free Height	
	16	Spring	72	VS-651 Std Only	VINTAGE; Loc. Inner; 1.7600" Free Height	
	16	Spring	72	VS-665 Std Only	VINTAGE; Loc. Outer; 1.9400" Free Height	
	16	VALVE SEAL	75-72	MV-1233C Std Only	O-Ring; (RBB) Rubber	
	16	Valve Stem Seal	75-72	ST-2092 Std Only	Positive type, Metal Clad; (RBB) Rubber	
	16	Valve Stem Seal	75-72	ST-2003 Std Only	Positive type; Installation requires valve guide machining; (RBB) Rubber	
	16	Valve Stem Seal Bulk	75-72	MV-1233 Std Only	O-Ring; Carton of 100; (RBB) Rubber	
	16	Valve Stem Seal Bulk	75-72	ST-2003BC Std Only	Positive type; Installation requires valve guide machining; Carton of 100; (RBB) Rubber	
	8	VALVE SEAT	75	245-1750-2 Std Only	Loc. Exh.; 1.7550" OD, 1.5000" ID, 0.2160" Depth	
	8	Seat	75	245-1750-2N Std Only	Loc. Exh.; Premium Material; 1.7550" OD, 1.5000" ID, 0.2160" Depth	
	8	Seat	75-72	245-2125-2 Std Only	Loc. Int.; 2.1305" OD, 1.8750" ID, 0.2480" Depth	
	8	Seat	74-72	245-1750-2 Std Only	Loc. Exh.; Use w/V-1832 & V-1967; 1.7550" OD, 1.5000" ID, 0.2160" Depth	
	8	Seat	74-72	245-1750-2N Std Only	Loc. Exh.; Use w/V-1832 & V-1967; Premium Material; 1.7550" OD, 1.5000" ID, 0.2160" Depth	
	8	Seat	74-72	245-1812-1 Std Only	Loc. Exh.; Use w/V-1902; 1.8175" OD, 1.5625" ID, 0.2480" Depth	
	8	Seat	74-72	245-1812-1N Std Only	Loc. Exh.; Use w/V-1902; Premium Material; 1.8175" OD, 1.5625" ID, 0.2480" Depth	
	32	VALVE, MISC	75-72	VK-115A Std Only	1 groove; Square cut key groove; Carton pack 24	
	32	Keeper	75-72	VK-115 Std Only	1 groove; Square cut key groove; Carton pack 32	
	32	Keeper	75-72	VK-115R Std Only	1 groove; Square cut key groove; Hardened	
	32	Keeper, Bulk	75-72	VK-115B Std Only	1 groove; Square cut key groove; Carton of 1000	
	16	Spring Insert	75-72	259-305A Std Only	.060"; Carton of 100	
	16	Spring Insert	75-72	259-305B Std Only	VINTAGE; .030"; Carton of 100	

(continued on next page)

GM Car (Incl. Buick, Cad., Chev., Olds., Pontiac)

686 455 7.5L (7456cc) OHV V8 (16 Valve) (Pontiac), 4.151" Bore (GMC Eng.), 4 Bbl. "VIN Y" 1975-1972
(cont.)

QTY	PISTON	YEARS	PART NO.	DESCRIPTION
8	Cast Piston	75	417NP 30 Std-30-40-60	VINTAGE; Cast; .9804" Pin Dia.; 1 Ring 5/64 Groove, 1 Ring 1/16 Groove, 1 Ring 3/16 Groove, 1.481 CD, Flat Head w/4 valve reliefs - 8.2:1 C.R.
8	Cast Piston - Individual	75	W417NP 30 Std-30-40-60	VINTAGE; Cast; .9804" Pin Dia.; 1 Ring 5/64 Groove, 1 Ring 1/16 Groove, 1 Ring 3/16 Groove, 1.481 CD, Flat Head w/4 valve reliefs - 8.2:1 C.R.
8	POWERFORGED	75	L-2359NF Std-30-40-60	Powerforged; 0.980" Pin Dia.; 1 Ring 5/64 Groove, 1 Ring 1/16 Groove, 1 Ring 3/16 Groove, 1.497 CD, Flat, 4 reliefs; DUROSHIELD® skirt coated piston
8	POWERFORGED	72	L-2359NF Std-30-40-60	Powerforged; 0.980" Pin Dia.; 1 Ring 5/64 Groove, 1 Ring 1/16 Groove, 1 Ring 3/16 Groove, 1.497 CD, Flat, 4 reliefs; DUROSHIELD® skirt coated piston
QTY	RINGS	YEARS	PART NO.	DESCRIPTION
1	Premium Set	75-72	E-300K Std-30-40-60	VINTAGE; 1-5/64, 1-1/16, 1-3/16; Premium Moly
1	Standard Set	75-72	E-300X Std-30	VINTAGE; 1-5/64, 1-1/16, 1-3/16; Iron
QTY	ENGINE BEARINGS	YEARS	PART NO.	DESCRIPTION
1	Main Set	75-72	151M Std-10	Performance; 3/4 grooved
1	Main Set	75-72	4221M Std-10-20-30	VINTAGE; Overplated copper-lead alloy
1	Rod Set	75-72	8-7050CH Std-10-20	Performance
1	Rod Set	75-72	8-1555CPA Std-10-20-30-40	VINTAGE
8	Rod Pair	75-72	1555CPA Std-10-20-30-40	VINTAGE
1	Cam Set	75-72	1220M Std Only	
QTY	OIL PUMP	YEARS	PART NO.	DESCRIPTION
1	Oil Pump	74-72	224-43364S	High Pressure; 3/4" inlet tube; Incl. screen
1	Oil Pump	74	224-43629	Exc. Pontiac Catalina Safari, Firebird Base, Esprit, Grand Safari Base, Laurentian Base, Parisienne Base, Safari Base; VINTAGE; 30% more pressure than 22443364S
1	Oil Pump	73	224-43629	Pontiac GTO Base; VINTAGE; 30% more pressure than 22443364S
1	Oil Pump	72	224-43629	Pontiac Bonneville Base, Catalina Brougham, Grand Prix Base, GTO Base; VINTAGE; 30% more pressure than 22443364S
1	Screen Assy.	74-72	224-11236	3/4" inlet tube
QTY	GASKETS	YEARS	PART NO.	DESCRIPTION
1	Kit Gasket Set	75	260-1025	VINTAGE
1	Kit Gasket Set	74-73	260-1025	VINTAGE; Exc. Super Duty
1	Kit Gasket Set	72	260-1025	VINTAGE; Exc. H.O.
QTY	FREEZE PLUGS	YEARS	PART NO.	DESCRIPTION
1	Brass Block Plug Kit	75-72	381-8021	VINTAGE
1	Steel Block Plug Kit	75-72	381-4020	
1	Brass Deep Cup Freeze Plug	75-72	381-9010	0.938" Diameter
1	Brass Deep Cup Freeze Plug	75-72	381-9026	1.953" Diameter
1	Steel Deep Cup Freeze Plug	75-72	381-3077	0.906" Diameter
1	Steel Deep Cup Freeze Plug	75-72	381-3133	1.500" Diameter, 0.375" Height
1	Steel Deep Cup Freeze Plug	75-72	381-3054	19/32" Diameter
1	Steel Deep Cup Freeze Plug	75-72	381-3112	2.063" Diameter
1	Steel Deep Cup Freeze Plug	75-72	381-3131	2.094" Diameter

687 455 7.5L (7456cc) OHV V8 (16 Valve) (Pontiac), 4.151" Bore (GMC Eng.), 4 Bbl. "Eng. Code WA" 1970

QTY	TIMING	YEARS	PART NO.	DESCRIPTION
1	3 Piece Set	70	KT3-350S	VINTAGE; 223-305, 223-371 not sold separately; (1) 222-350; (1) 223-305; (1) 223-371
QTY	CAMSHAFT/LIFTER	YEARS	PART NO.	DESCRIPTION
1	Camshaft	70	CS-641	VINTAGE; w/A/T; Hydraulic, (050) Duration at .050 Lobe Lift, 208 Exh., 198 Int., 111 Degrees Lobe Separation
1	Prelube		55-403 Std Only	1.5 oz. packet
1	Prelube		55-400 Std Only	4 oz. bottle; 1.5 oz. packet No. 55-403 also avail.
16	Lifter	70	HT-951 Std Only	Hyd.
16	Lifter, Bulk	70	HT-951B Std Only	Hyd.; Carton of 128
QTY	PUSH ROD	YEARS	PART NO.	DESCRIPTION
16	Push Rod	70	RP-3229R Std Only	Chrome-Moly; 9.1300" O.A.L.
16	Push Rod	70	RP-3028 Std Only	VINTAGE; 9.1360" O.A.L.
16	Push Rod, Bulk	70	BRP-3028 Std Only	VINTAGE; Carton of 100; 9.1360" O.A.L.
QTY	ROCKER PARTS	YEARS	PART NO.	DESCRIPTION
16	Arm Assy.	70	R-1032 Std Only	Incl. arm, ball & nut
16	Arm Assy., Bulk	70	R-1032B Std Only	Incl. arm, ball & nut; Carton of 64
16	Arm	70	R-849A Std Only	
16	Nut	70	MR-1934 Std Only	3/8" x 24 UNF

(continued on next page)

GM Car (Incl. Buick, Cad., Chev., Olds., Pontiac)

455 7.5L (7456cc) OHV V8 (16 Valve) (Pontiac), 4.151" Bore (GMC Eng.), 4 Bbl. "Eng. Code WA" 1970 687
(cont.)

QTY	VALVE	YEARS	PART NO.	DESCRIPTION
8	Exhaust	70	V-1902 Std Only	VINTAGE; Chrome plated stem; 1.7720" Head Dia., 0.3411" Stem Dia., 4.9764" O.A.L.
8	Intake	70	V-1903 Std Only	VINTAGE; Chrome plated stem; 2.1100" Head Dia., 0.3420" Stem Dia., 4.9820" O.A.L.
QTY	VALVE SPRING	YEARS	PART NO.	DESCRIPTION
16	Spring	70	VS-651 Std Only	VINTAGE; Loc. Inner; 1.7600" Free Height
16	Spring	70	VS-665 Std Only	VINTAGE; Loc. Outer; 1.9400" Free Height
QTY	VALVE SEAL	YEARS	PART NO.	DESCRIPTION
16	Valve Stem Seal	70	MV-1233C Std Only	O-Ring; (RBB) Rubber
16	Valve Stem Seal	70	ST-2092 Std Only	Positive type, Metal Clad; (RBB) Rubber
16	Valve Stem Seal	70	ST-2003 Std Only	Positive type; Installation requires valve guide machining; (RBB) Rubber
16	Valve Stem Seal Bulk	70	MV-1233 Std Only	O-Ring; Carton of 100; (RBB) Rubber
16	Valve Stem Seal Bulk	70	ST-2003BC Std Only	Positive type; Installation requires valve guide machining; Carton of 100; (RBB) Rubber
QTY	VALVE SEAT	YEARS	PART NO.	DESCRIPTION
8	Seat	70	245-1750-2 Std Only	Loc. Exh.; Use w/V-1832 & V-1967; 1.7550" OD, 1.5000" ID, 0.2160" Depth
8	Seat	70	245-1750-2N Std Only	Loc. Exh.; Use w/V-1832 & V-1967; Premium Material; 1.7550" OD, 1.5000" ID, 0.2160" Depth
8	Seat	70	245-1812-1 Std Only	Loc. Exh.; Use w/V-1902; 1.8175" OD, 1.5625" ID, 0.2480" Depth
8	Seat	70	245-1812-1N Std Only	Loc. Exh.; Use w/V-1902; Premium Material; 1.8175" OD, 1.5625" ID, 0.2480" Depth
8	Seat	70	245-2125-2 Std Only	Loc. Int.; 2.1305" OD, 1.8750" ID, 0.2480" Depth
QTY	VALVE, MISC	YEARS	PART NO.	DESCRIPTION
32	Keeper	70	VK-115A Std Only	1 groove; Square cut key groove; Carton pack 24
32	Keeper	70	VK-115 Std Only	1 groove; Square cut key groove; Carton pack 32
32	Keeper	70	VK-115R Std Only	1 groove; Square cut key groove; Hardened
32	Keeper, Bulk	70	VK-115B Std Only	1 groove; Square cut key groove; Carton of 1000
16	Spring Insert	70	259-305A Std Only	.060"; Carton of 100
16	Spring Insert	70	259-305B Std Only	VINTAGE; .030"; Carton of 100
QTY	PISTON	YEARS	PART NO.	DESCRIPTION
8	POWERFORGED	70	L-2359NF Std-30-40-60	Powerforged; 0.980" Pin Dia.; 1 Ring 5/64 Groove, 1 Ring 1/16 Groove, 1 Ring 3/16 Groove, 1.497 CD, Flat, 4 reliefs; DUROSHIELD® skirt coated piston
QTY	RINGS	YEARS	PART NO.	DESCRIPTION
1	Premium Set	70	E-300K Std-30-40-60	VINTAGE; 1-5/64, 1-1/16, 1-3/16; Premium Moly
1	Standard Set	70	E-300X Std-30	VINTAGE; 1-5/64, 1-1/16, 1-3/16; Iron
QTY	ENGINE BEARINGS	YEARS	PART NO.	DESCRIPTION
1	Main Set	70	151M Std-10	Performance; 3/4 grooved
1	Main Set	70	4221M Std-10-20-30	VINTAGE; Overplated copper-lead alloy
1	Rod Set	70	8-7050CH Std-10-20	Performance
1	Rod Set	70	8-1555CPA Std-10-20-30-40	VINTAGE
8	Rod Pair	70	1555CPA Std-10-20-30-40	VINTAGE
1	Cam Set	70	1220M Std Only	
QTY	OIL PUMP	YEARS	PART NO.	DESCRIPTION
1	Oil Pump	70	224-43364S	High Pressure; 3/4" inlet tube; Incl. screen
1	Screen Assy.	70	224-11236	3/4" inlet tube
QTY	GASKETS	YEARS	PART NO.	DESCRIPTION
1	Kit Gasket Set	70	260-1025	VINTAGE
QTY	FREEZE PLUGS	YEARS	PART NO.	DESCRIPTION
1	Brass Block Plug Kit	70	381-8021	VINTAGE
1	Steel Block Plug Kit	70	381-4020	
1	Brass Deep Cup Freeze Plug	70	381-9010	0.938" Diameter
1	Brass Deep Cup Freeze Plug	70	381-9026	1.953" Diameter
1	Steel Deep Cup Freeze Plug	70	381-3077	0.906" Diameter
1	Steel Deep Cup Freeze Plug	70	381-3133	1.500" Diameter, 0.375" Height
1	Steel Deep Cup Freeze Plug	70	381-3054	19/32" Diameter
1	Steel Deep Cup Freeze Plug	70	381-3112	2.063" Diameter
1	Steel Deep Cup Freeze Plug	70	381-3131	2.094" Diameter
455 7.5L (7456cc) OHV V8 (16 Valve) (Pontiac), 4.151" Bore (GMC Eng.), 4 Bbl. "Eng. Code WC" 1970 688				
QTY	TIMING	YEARS	PART NO.	DESCRIPTION
1	3 Piece Set	70	KT3-350S	VINTAGE; 223-305, 223-371 not sold separately; (1) 222-350; (1) 223-305; (1) 223-371

(continued on next page)

GM Car (Incl. Buick, Cad., Chev., Olds., Pontiac)

688 455 7.5L (7456cc) OHV V8 (16 Valve) (Pontiac), 4.151" Bore (GMC Eng.), 4 Bbl. "Eng. Code WC" 1970
(cont.)

QTY	CAMSHAFT/LIFTER	YEARS	PART NO.	DESCRIPTION
1	Camshaft	70	CS-641	VINTAGE; w/A/T; Hydraulic, (050) Duration at .050 Lobe Lift, 208 Exh., 198 Int., 111 Degrees Lobe Separation
1	Prelube		55-403 Std Only	1.5 oz. packet
1	Prelube		55-400 Std Only	4 oz. bottle; 1.5 oz. packet No. 55-403 also avail.
16	Lifter	70	HT-951 Std Only	Hyd.
16	Lifter, Bulk	70	HT-951B Std Only	Hyd.; Carton of 128
QTY	PUSH ROD	YEARS	PART NO.	DESCRIPTION
16	Push Rod	70	RP-3229R Std Only	Chrome-Moly; 9.1300" O.A.L.
16	Push Rod	70	RP-3028 Std Only	VINTAGE; 9.1360" O.A.L.
16	Push Rod, Bulk	70	BRP-3028 Std Only	VINTAGE; Carton of 100; 9.1360" O.A.L.
QTY	ROCKER PARTS	YEARS	PART NO.	DESCRIPTION
16	Arm Assy.	70	R-1032 Std Only	Incl. arm, ball & nut
16	Arm Assy., Bulk	70	R-1032B Std Only	Incl. arm, ball & nut; Carton of 64
16	Arm	70	R-849A Std Only	
16	Nut	70	MR-1934 Std Only	3/8" x 24 UNF
QTY	VALVE SPRING	YEARS	PART NO.	DESCRIPTION
16	Spring	70	VS-651 Std Only	VINTAGE; Loc. Inner; 1.7600" Free Height
16	Spring	70	VS-665 Std Only	VINTAGE; Loc. Outer; 1.9400" Free Height
QTY	VALVE SEAL	YEARS	PART NO.	DESCRIPTION
16	Valve Stem Seal	70	MV-1233C Std Only	O-Ring; (RBB) Rubber
16	Valve Stem Seal	70	ST-2092 Std Only	Positive type, Metal Clad; (RBB) Rubber
16	Valve Stem Seal	70	ST-2003 Std Only	Positive type; Installation requires valve guide machining; (RBB) Rubber
16	Valve Stem Seal Bulk	70	MV-1233 Std Only	O-Ring; Carton of 100; (RBB) Rubber
16	Valve Stem Seal Bulk	70	ST-2003BC Std Only	Positive type; Installation requires valve guide machining; Carton of 100; (RBB) Rubber
QTY	VALVE SEAT	YEARS	PART NO.	DESCRIPTION
8	Seat	70	245-1750-2 Std Only	Loc. Exh.; Use w/V-1832 & V-1967; 1.7550" OD, 1.5000" ID, 0.2160" Depth
8	Seat	70	245-1750-2N Std Only	Loc. Exh.; Use w/V-1832 & V-1967; Premium Material; 1.7550" OD, 1.5000" ID, 0.2160" Depth
8	Seat	70	245-1812-1 Std Only	Loc. Exh.; Use w/V-1902; 1.8175" OD, 1.5625" ID, 0.2480" Depth
8	Seat	70	245-1812-1N Std Only	Loc. Exh.; Use w/V-1902; Premium Material; 1.8175" OD, 1.5625" ID, 0.2480" Depth
8	Seat	70	245-2125-2 Std Only	Loc. Int.; 2.1305" OD, 1.8750" ID, 0.2480" Depth
QTY	VALVE, MISC	YEARS	PART NO.	DESCRIPTION
32	Keeper	70	VK-115A Std Only	1 groove; Square cut key groove; Carton pack 24
32	Keeper	70	VK-115 Std Only	1 groove; Square cut key groove; Carton pack 32
32	Keeper	70	VK-115R Std Only	1 groove; Square cut key groove; Hardened
32	Keeper, Bulk	70	VK-115B Std Only	1 groove; Square cut key groove; Carton of 1000
16	Spring Insert	70	259-305A Std Only	.060"; Carton of 100
16	Spring Insert	70	259-305B Std Only	VINTAGE; .030"; Carton of 100
QTY	PISTON	YEARS	PART NO.	DESCRIPTION
8	POWERFORGED	70	L-2359NF Std-30-40-60	Powerforged; 0.980" Pin Dia.; 1 Ring 5/64 Groove, 1 Ring 1/16 Groove, 1 Ring 3/16 Groove, 1.497 CD, Flat, 4 reliefs; DUROSHIELD® skirt coated piston
QTY	RINGS	YEARS	PART NO.	DESCRIPTION
1	Premium Set	70	E-300K Std-30-40-60	VINTAGE; 1-5/64, 1-1/16, 1-3/16; Premium Moly
1	Standard Set	70	E-300X Std-30	VINTAGE; 1-5/64, 1-1/16, 1-3/16; Iron
QTY	ENGINE BEARINGS	YEARS	PART NO.	DESCRIPTION
1	Main Set	70	151M Std-10	Performance; 3/4 grooved
1	Main Set	70	4221M Std-10-20-30	VINTAGE; Overplated copper-lead alloy
1	Rod Set	70	8-7050CH Std-10-20	Performance
1	Rod Set	70	8-1555CPA Std-10-20-30-40	VINTAGE
8	Rod Pair	70	1555CPA Std-10-20-30-40	VINTAGE
1	Cam Set	70	1220M Std Only	
QTY	OIL PUMP	YEARS	PART NO.	DESCRIPTION
1	Oil Pump	70	224-43364S	High Pressure; 3/4" inlet tube; Incl. screen
1	Screen Assy.	70	224-11236	3/4" inlet tube
QTY	GASKETS	YEARS	PART NO.	DESCRIPTION
1	Kit Gasket Set	70	260-1025	VINTAGE
QTY	FREEZE PLUGS	YEARS	PART NO.	DESCRIPTION
1	Brass Block Plug Kit	70	381-8021	VINTAGE
1	Steel Block Plug Kit	70	381-4020	
1	Brass Deep Cup Freeze Plug	70	381-9010	0.938" Diameter
1	Brass Deep Cup Freeze Plug	70	381-9026	1.953" Diameter
1	Steel Deep Cup Freeze Plug	70	381-3077	0.906" Diameter

(continued on next page)

GM Car (Incl. Buick, Cad., Chev., Olds., Pontiac)

455 7.5L (7456cc) OHV V8 (16 Valve) (Pontiac), 4.151" Bore (GMC Eng.), 4 Bbl. "Eng. Code WC" 1970 688
(cont.)

QTY	FREEZE PLUGS (cont.)	YEARS	PART NO.	DESCRIPTION
1	Steel Deep Cup Freeze Plug	70	381-3133	1.500" Diameter, 0.375" Height
1	Steel Deep Cup Freeze Plug	70	381-3054	19/32" Diameter
1	Steel Deep Cup Freeze Plug	70	381-3112	2.063" Diameter
1	Steel Deep Cup Freeze Plug	70	381-3131	2.094" Diameter

455 7.5L (7456cc) OHV V8 (16 Valve) (Pontiac), 4.151" Bore (GMC Eng.), 2 Bbl. "Eng. Code WG" 1971 689

QTY	TIMING	YEARS	PART NO.	DESCRIPTION
1	3 Piece Set	71	KT3-350S	VINTAGE; 223-305, 223-371 not sold separately; (1) 222-350; (1) 223-305; (1) 223-371
QTY	CAMSHAFT/LIFTER	YEARS	PART NO.	DESCRIPTION
1	Camshaft	71	CS-641	VINTAGE; Hydraulic, (050) Duration at .050 Lobe Lift, 208 Exh., 198 Int., 111 Degrees Lobe Separation
1	Prelube		55-403 Std Only	1.5 oz. packet
1	Prelube		55-400 Std Only	4 oz. bottle; 1.5 oz. packet No. 55-403 also avail.
16	Lifter	71	HT-951 Std Only	Hyd.
16	Lifter, Bulk	71	HT-951B Std Only	Hyd.; Carton of 128
QTY	PUSH ROD	YEARS	PART NO.	DESCRIPTION
16	Push Rod	71	RP-3229R Std Only	Chrome-Moly; 9.1300" O.A.L.
16	Push Rod	71	RP-3028 Std Only	VINTAGE; 9.1360" O.A.L.
16	Push Rod, Bulk	71	BRP-3028 Std Only	VINTAGE; Carton of 100; 9.1360" O.A.L.
QTY	ROCKER PARTS	YEARS	PART NO.	DESCRIPTION
16	Arm Assy.	71	R-1032 Std Only	Incl. arm, ball & nut
16	Arm Assy., Bulk	71	R-1032B Std Only	Incl. arm, ball & nut; Carton of 64
16	Arm	71	R-849A Std Only	
16	Nut	71	MR-1934 Std Only	3/8" x 24 UNF
QTY	VALVE	YEARS	PART NO.	DESCRIPTION
8	Exhaust	71	V-1967 Std Only	VINTAGE; Chrome plated stem; 1.6600" Head Dia., 0.3410" Stem Dia., 4.8700" O.A.L.
QTY	VALVE SPRING	YEARS	PART NO.	DESCRIPTION
16	Spring	71	VS-651 Std Only	VINTAGE; Loc. Inner; 1.7600" Free Height
16	Spring	71	VS-665 Std Only	VINTAGE; Loc. Outer; 1.9400" Free Height
QTY	VALVE SEAL	YEARS	PART NO.	DESCRIPTION
16	Valve Stem Seal	71	MV-1233C Std Only	O-Ring; (RBB) Rubber
16	Valve Stem Seal	71	ST-2092 Std Only	Positive type, Metal Clad; (RBB) Rubber
16	Valve Stem Seal	71	ST-2003 Std Only	Positive type; Installation requires valve guide machining; (RBB) Rubber
16	Valve Stem Seal Bulk	71	MV-1233 Std Only	O-Ring; Carton of 100; (RBB) Rubber
16	Valve Stem Seal Bulk	71	ST-2003BC Std Only	Positive type; Installation requires valve guide machining; Carton of 100; (RBB) Rubber
QTY	VALVE SEAT	YEARS	PART NO.	DESCRIPTION
8	Seat	71	245-1750-2 Std Only	Loc. Exh.; Use w/V-1832 & V-1967; 1.7550" OD, 1.5000" ID, 0.2160" Depth
8	Seat	71	245-1750-2N Std Only	Loc. Exh.; Use w/V-1832 & V-1967; Premium Material; 1.7550" OD, 1.5000" ID, 0.2160" Depth
8	Seat	71	245-1812-1 Std Only	Loc. Exh.; Use w/V-1902; 1.8175" OD, 1.5625" ID, 0.2480" Depth
8	Seat	71	245-1812-1N Std Only	Loc. Exh.; Use w/V-1902; Premium Material; 1.8175" OD, 1.5625" ID, 0.2480" Depth
8	Seat	71	245-2125-2 Std Only	Loc. Int.; 2.1305" OD, 1.8750" ID, 0.2480" Depth
QTY	VALVE, MISC	YEARS	PART NO.	DESCRIPTION
32	Keeper	71	VK-115A Std Only	1 groove; Square cut key groove; Carton pack 24
32	Keeper	71	VK-115 Std Only	1 groove; Square cut key groove; Carton pack 32
32	Keeper	71	VK-115R Std Only	1 groove; Square cut key groove; Hardened
32	Keeper, Bulk	71	VK-115B Std Only	1 groove; Square cut key groove; Carton of 1000
16	Spring Insert	71	259-305A Std Only	.060"; Carton of 100
16	Spring Insert	71	259-305B Std Only	VINTAGE; .030"; Carton of 100
QTY	PISTON	YEARS	PART NO.	DESCRIPTION
8	POWERFORGED	71	L-2359NF Std-30-40-60	Powerforged; 0.980" Pin Dia.; 1 Ring 5/64 Groove, 1 Ring 1/16 Groove, 1 Ring 3/16 Groove, 1.497 CD, Flat, 4 reliefs; DUROSHIELD® skirt coated piston
QTY	RINGS	YEARS	PART NO.	DESCRIPTION
1	Premium Set	71	E-300K Std-30-40-60	VINTAGE; 1-5/64, 1-1/16, 1-3/16; Premium Moly
1	Standard Set	71	E-300X Std-30	VINTAGE; 1-5/64, 1-1/16, 1-3/16; Iron
QTY	ENGINE BEARINGS	YEARS	PART NO.	DESCRIPTION
1	Main Set	71	151M Std-10	Performance; 3/4 grooved
1	Main Set	71	4221M Std-10-20-30	VINTAGE; Overplated copper-lead alloy
1	Rod Set	71	8-7050CH Std-10-20	Performance
1	Rod Set	71	8-1555CPA Std-10-20-30-40	VINTAGE

VALVE TRAIN

VALVE TRAIN

BLOCK

BLOCK

(continued on next page)

GM Car (Incl. Buick, Cad., Chev., Olds., Pontiac)

689 455 7.5L (7456cc) OHV V8 (16 Valve) (Pontiac), 4.151" Bore (GMC Eng.), 2 Bbl. "Eng. Code WG" 1971
(cont.)

BLOCK	ENGINE BEARINGS				BLOCK	
	QTY	(cont.)	YEARS	PART NO.		DESCRIPTION
	8	Rod Pair	71	1555CPA	Std-10-20-30-40 VINTAGE	
	1	Cam Set	71	1220M	Std Only	
BLOCK	GASKETS				BLOCK	
	QTY		YEARS	PART NO.		DESCRIPTION
	1	Kit Gasket Set	71	260-1025	VINTAGE	
BLOCK	FREEZE PLUGS				BLOCK	
	QTY		YEARS	PART NO.		DESCRIPTION
	1	Brass Block Plug Kit	71	381-8021		VINTAGE
	1	Steel Block Plug Kit	71	381-4020		
	1	Brass Deep Cup Freeze Plug	71	381-9010		0.938" Diameter
	1	Brass Deep Cup Freeze Plug	71	381-9026		1.953" Diameter
	1	Steel Deep Cup Freeze Plug	71	381-3077		0.906" Diameter
	1	Steel Deep Cup Freeze Plug	71	381-3133		1.500" Diameter, 0.375" Height
	1	Steel Deep Cup Freeze Plug	71	381-3054		19/32" Diameter
	1	Steel Deep Cup Freeze Plug	71	381-3112		2.063" Diameter
1	Steel Deep Cup Freeze Plug	71	381-3131	2.094" Diameter		

690 455 7.5L (7456cc) OHV V8 (16 Valve) (Pontiac), 4.151" Bore (GMC Eng.), 4 Bbl. "Eng. Code WG" 1970

VALVE TRAIN	TIMING				VALVE TRAIN		
	QTY		YEARS	PART NO.		DESCRIPTION	
	1	3 Piece Set	70	KT3-350S	VINTAGE; 223-305, 223-371 not sold separately; (1) 222-350; (1) 223-305; (1) 223-371		
VALVE TRAIN	CAMSHAFT/LIFTER				VALVE TRAIN		
	QTY		YEARS	PART NO.		DESCRIPTION	
	1	Camshaft	70	CS-641		VINTAGE; w/A/T; Hydraulic, (050) Duration at .050 Lobe Lift, 208 Exh., 198 Int., 111 Degrees Lobe Separation	
	1	Prelube		55-403		Std Only 1.5 oz. packet	
	1	Prelube		55-400		Std Only 4 oz. bottle; 1.5 oz. packet No. 55-403 also avail.	
	16	Lifter	70	HT-951		Std Only Hyd.	
	16	Lifter, Bulk	70	HT-951B		Std Only Hyd.; Carton of 128	
	PUSH ROD					VALVE TRAIN	
	QTY		YEARS	PART NO.			DESCRIPTION
	16	Push Rod	70	RP-3229R			Std Only Chrome-Moly; 9.1300" O.A.L.
16	Push Rod	70	RP-3028	Std Only VINTAGE; 9.1360" O.A.L.			
16	Push Rod, Bulk	70	BRP-3028	Std Only VINTAGE; Carton of 100; 9.1360" O.A.L.			
VALVE TRAIN	ROCKER PARTS				VALVE TRAIN		
	QTY		YEARS	PART NO.		DESCRIPTION	
	16	Arm Assy.	70	R-1032		Std Only Incl. arm, ball & nut	
	16	Arm Assy., Bulk	70	R-1032B		Std Only Incl. arm, ball & nut; Carton of 64	
	16	Arm	70	R-849A		Std Only	
16	Nut	70	MR-1934	Std Only 3/8" x 24 UNF			
VALVE TRAIN	VALVE				VALVE TRAIN		
	QTY		YEARS	PART NO.		DESCRIPTION	
8	Exhaust	70	V-1902	Std Only VINTAGE; Chrome plated stem; 1.7720" Head Dia., 0.3411" Stem Dia., 4.9764" O.A.L.			
8	Intake	70	V-1903	Std Only VINTAGE; Chrome plated stem; 2.1100" Head Dia., 0.3420" Stem Dia., 4.9820" O.A.L.			
VALVE TRAIN	VALVE SPRING				VALVE TRAIN		
	QTY		YEARS	PART NO.		DESCRIPTION	
16	Spring	70	VS-651	Std Only VINTAGE; Loc. Inner; 1.7600" Free Height			
16	Spring	70	VS-665	Std Only VINTAGE; Loc. Outer; 1.9400" Free Height			
VALVE TRAIN	VALVE SEAL				VALVE TRAIN		
	QTY		YEARS	PART NO.		DESCRIPTION	
	16	Valve Stem Seal	70	MV-1233C		Std Only O-Ring; (RBB) Rubber	
	16	Valve Stem Seal	70	ST-2092		Std Only Positive type, Metal Clad; (RBB) Rubber	
	16	Valve Stem Seal	70	ST-2003		Std Only Positive type; Installation requires valve guide machining; (RBB) Rubber	
	16	Valve Stem Seal Bulk	70	MV-1233		Std Only O-Ring; Carton of 100; (RBB) Rubber	
	16	Valve Stem Seal Bulk	70	ST-2003BC		Std Only Positive type; Installation requires valve guide machining; Carton of 100; (RBB) Rubber	
VALVE TRAIN	VALVE SEAT				VALVE TRAIN		
	QTY		YEARS	PART NO.		DESCRIPTION	
	8	Seat	70	245-1750-2		Std Only Loc. Exh.; Use w/V-1832 & V-1967; 1.7550" OD, 1.5000" ID, 0.2160" Depth	
	8	Seat	70	245-1750-2N		Std Only Loc. Exh.; Use w/V-1832 & V-1967; Premium Material; 1.7550" OD, 1.5000" ID, 0.2160" Depth	
	8	Seat	70	245-1812-1		Std Only Loc. Exh.; Use w/V-1902; 1.8175" OD, 1.5625" ID, 0.2480" Depth	
	8	Seat	70	245-1812-1N		Std Only Loc. Exh.; Use w/V-1902; Premium Material; 1.8175" OD, 1.5625" ID, 0.2480" Depth	
8	Seat	70	245-2125-2	Std Only Loc. Int.; 2.1305" OD, 1.8750" ID, 0.2480" Depth			
VALVE TRAIN	VALVE, MISC				VALVE TRAIN		
	QTY		YEARS	PART NO.		DESCRIPTION	
	32	Keeper	70	VK-115A		Std Only 1 groove; Square cut key groove; Carton pack 24	
	32	Keeper	70	VK-115		Std Only 1 groove; Square cut key groove; Carton pack 32	
	32	Keeper	70	VK-115R		Std Only 1 groove; Square cut key groove; Hardened	
	32	Keeper, Bulk	70	VK-115B		Std Only 1 groove; Square cut key groove; Carton of 1000	
16	Spring Insert	70	259-305A	Std Only .060"; Carton of 100			

(continued on next page)

GM Car (Incl. Buick, Cad., Chev., Olds., Pontiac)

455 7.5L (7456cc) OHV V8 (16 Valve) (Pontiac), 4.151" Bore (GMC Eng.), 4 Bbl. "Eng. Code WG" 1970 690
(cont.)

QTY	VALVE, MISC (cont.)	YEARS	PART NO.	DESCRIPTION
16	Spring Insert	70	259-305B Std Only	VINTAGE; .030"; Carton of 100
QTY	PISTON	YEARS	PART NO.	DESCRIPTION
8	POWERFORGED	70	L-2359NF Std-30-40-60	Powerforged; 0.980" Pin Dia.; 1 Ring 5/64 Groove, 1 Ring 1/16 Groove, 1 Ring 3/16 Groove, 1.497 CD, Flat, 4 reliefs; DUROSHIELD® skirt coated piston
QTY	RINGS	YEARS	PART NO.	DESCRIPTION
1	Premium Set	70	E-300K Std-30-40-60	VINTAGE; 1-5/64, 1-1/16, 1-3/16; Premium Moly
1	Standard Set	70	E-300X Std-30	VINTAGE; 1-5/64, 1-1/16, 1-3/16; Iron
QTY	ENGINE BEARINGS	YEARS	PART NO.	DESCRIPTION
1	Main Set	70	151M Std-10	Performance; 3/4 grooved
1	Main Set	70	4221M Std-10-20-30	VINTAGE; Overplated copper-lead alloy
1	Rod Set	70	8-7050CH Std-10-20	Performance
1	Rod Set	70	8-1555CPA Std-10-20-30-40	VINTAGE
8	Rod Pair	70	1555CPA Std-10-20-30-40	VINTAGE
1	Cam Set	70	1220M Std Only	
QTY	OIL PUMP	YEARS	PART NO.	DESCRIPTION
1	Oil Pump	70	224-43364S	High Pressure; 3/4" inlet tube; Incl. screen
1	Screen Assy.	70	224-11236	3/4" inlet tube
QTY	GASKETS	YEARS	PART NO.	DESCRIPTION
1	Kit Gasket Set	70	260-1025	VINTAGE
QTY	FREEZE PLUGS	YEARS	PART NO.	DESCRIPTION
1	Brass Block Plug Kit	70	381-8021	VINTAGE
1	Steel Block Plug Kit	70	381-4020	
1	Brass Deep Cup Freeze Plug	70	381-9010	0.938" Diameter
1	Brass Deep Cup Freeze Plug	70	381-9026	1.953" Diameter
1	Steel Deep Cup Freeze Plug	70	381-3077	0.906" Diameter
1	Steel Deep Cup Freeze Plug	70	381-3133	1.500" Diameter, 0.375" Height
1	Steel Deep Cup Freeze Plug	70	381-3054	19/32" Diameter
1	Steel Deep Cup Freeze Plug	70	381-3112	2.063" Diameter
1	Steel Deep Cup Freeze Plug	70	381-3131	2.094" Diameter

455 7.5L (7456cc) OHV V8 (16 Valve) (Pontiac), 4.151" Bore (GMC Eng.), 4 Bbl. "Eng. Code WJ" 1971 691

QTY	TIMING	YEARS	PART NO.	DESCRIPTION
1	3 Piece Set	71	KT3-350S	VINTAGE; 223-305, 223-371 not sold separately; (1) 222-350; (1) 223-305; (1) 223-371
QTY	CAMSHAFT/LIFTER	YEARS	PART NO.	DESCRIPTION
16	Lifter	71	HT-951 Std Only	Hyd.
16	Lifter, Bulk	71	HT-951B Std Only	Hyd.; Carton of 128
QTY	PUSH ROD	YEARS	PART NO.	DESCRIPTION
16	Push Rod	71	RP-3229R Std Only	Chrome-Moly; 9.1300" O.A.L.
16	Push Rod	71	RP-3028 Std Only	VINTAGE; 9.1360" O.A.L.
16	Push Rod, Bulk	71	BRP-3028 Std Only	VINTAGE; Carton of 100; 9.1360" O.A.L.
QTY	ROCKER PARTS	YEARS	PART NO.	DESCRIPTION
16	Arm Assy.	71	R-1032 Std Only	Incl. arm, ball & nut
16	Arm Assy., Bulk	71	R-1032B Std Only	Incl. arm, ball & nut; Carton of 64
16	Arm	71	R-849A Std Only	
16	Nut	71	MR-1934 Std Only	3/8" x 24 UNF
QTY	VALVE	YEARS	PART NO.	DESCRIPTION
8	Intake	71	V-1920 Std Only	VINTAGE; Chrome plated stem; 2.1100" Head Dia., 0.3415" Stem Dia., 4.8800" O.A.L.
8	Intake	71	V-1920 Std Only	VINTAGE; Exc. HO; Chrome plated stem; 2.1100" Head Dia., 0.3415" Stem Dia., 4.8800" O.A.L.
QTY	VALVE SPRING	YEARS	PART NO.	DESCRIPTION
16	Spring	71	VS-651 Std Only	VINTAGE; Loc. Inner; 1.7600" Free Height
16	Spring	71	VS-665 Std Only	VINTAGE; Loc. Outer; 1.9400" Free Height
QTY	VALVE SEAL	YEARS	PART NO.	DESCRIPTION
16	Valve Stem Seal	71	MV-1233C Std Only	O-Ring; (RBB) Rubber
16	Valve Stem Seal	71	ST-2092 Std Only	Positive type, Metal Clad; (RBB) Rubber
16	Valve Stem Seal	71	ST-2003 Std Only	Positive type; Installation requires valve guide machining; (RBB) Rubber
16	Valve Stem Seal Bulk	71	MV-1233 Std Only	O-Ring; Carton of 100; (RBB) Rubber
16	Valve Stem Seal Bulk	71	ST-2003BC Std Only	Positive type; Installation requires valve guide machining; Carton of 100; (RBB) Rubber
QTY	VALVE SEAT	YEARS	PART NO.	DESCRIPTION
8	Seat	71	245-1750-2 Std Only	Loc. Exh.; Use w/V-1832 & V-1967; 1.7550" OD, 1.5000" ID, 0.2160" Depth

(continued on next page)

GM Car (Incl. Buick, Cad., Chev., Olds., Pontiac)

691 455 7.5L (7456cc) OHV V8 (16 Valve) (Pontiac), 4.151" Bore (GMC Eng.), 4 Bbl. "Eng. Code WJ" 1971
(cont.)

QTY	VALVE SEAT (cont.)	YEARS	PART NO.	DESCRIPTION
8	Seat	71	245-1750-2N Std Only	Loc. Exh.; Use w/V-1832 & V-1967; Premium Material; 1.7550" OD, 1.5000" ID, 0.2160" Depth
8	Seat	71	245-1812-1 Std Only	Loc. Exh.; Use w/V-1902; 1.8175" OD, 1.5625" ID, 0.2480" Depth
8	Seat	71	245-1812-1N Std Only	Loc. Exh.; Use w/V-1902; Premium Material; 1.8175" OD, 1.5625" ID, 0.2480" Depth
8	Seat	71	245-2125-2 Std Only	Loc. Int.; 2.1305" OD, 1.8750" ID, 0.2480" Depth
QTY	VALVE, MISC	YEARS	PART NO.	DESCRIPTION
32	Keeper	71	VK-115A Std Only	1 groove; Square cut key groove; Carton pack 24
32	Keeper	71	VK-115 Std Only	1 groove; Square cut key groove; Carton pack 32
32	Keeper	71	VK-115R Std Only	1 groove; Square cut key groove; Hardened
32	Keeper, Bulk	71	VK-115B Std Only	1 groove; Square cut key groove; Carton of 1000
16	Spring Insert	71	259-305A Std Only	.060"; Carton of 100
16	Spring Insert	71	259-305B Std Only	VINTAGE; .030"; Carton of 100
QTY	PISTON	YEARS	PART NO.	DESCRIPTION
8	POWERFORGED	71	L-2359NF Std-30-40-60	Powerforged; 0.980" Pin Dia.; 1 Ring 5/64 Groove, 1 Ring 1/16 Groove, 1 Ring 3/16 Groove, 1.497 CD, Flat, 4 reliefs; DUROSHIELD® skirt coated piston
QTY	RINGS	YEARS	PART NO.	DESCRIPTION
1	Premium Set	71	E-300K Std-30-40-60	VINTAGE; 1-5/64, 1-1/16, 1-3/16; Premium Moly
1	Standard Set	71	E-300X Std-30	VINTAGE; 1-5/64, 1-1/16, 1-3/16; Iron
QTY	ENGINE BEARINGS	YEARS	PART NO.	DESCRIPTION
1	Main Set	71	151M Std-10	Performance; 3/4 grooved
1	Main Set	71	4221M Std-10-20-30	VINTAGE; Overplated copper-lead alloy
1	Rod Set	71	8-7050CH Std-10-20	Performance
1	Rod Set	71	8-1555CPA Std-10-20-30-40	VINTAGE
8	Rod Pair	71	1555CPA Std-10-20-30-40	VINTAGE
1	Cam Set	71	1220M Std Only	
QTY	OIL PUMP	YEARS	PART NO.	DESCRIPTION
1	Oil Pump	71	224-43364S	High Pressure; 3/4" inlet tube; Incl. screen
1	Screen Assy.	71	224-11236	3/4" inlet tube
QTY	GASKETS	YEARS	PART NO.	DESCRIPTION
1	Kit Gasket Set	71	260-1025	VINTAGE; Exc. H.O.
QTY	FREEZE PLUGS	YEARS	PART NO.	DESCRIPTION
1	Brass Block Plug Kit	71	381-8021	VINTAGE
1	Steel Block Plug Kit	71	381-4020	
1	Brass Deep Cup Freeze Plug	71	381-9010	0.938" Diameter
1	Brass Deep Cup Freeze Plug	71	381-9026	1.953" Diameter
1	Steel Deep Cup Freeze Plug	71	381-3077	0.906" Diameter
1	Steel Deep Cup Freeze Plug	71	381-3133	1.500" Diameter, 0.375" Height
1	Steel Deep Cup Freeze Plug	71	381-3054	19/32" Diameter
1	Steel Deep Cup Freeze Plug	71	381-3112	2.063" Diameter
1	Steel Deep Cup Freeze Plug	71	381-3131	2.094" Diameter

692 455 7.5L (7456cc) OHV V8 (16 Valve) (Pontiac), 4.151" Bore (GMC Eng.), 4 Bbl. "Eng. Code XF" 1970

QTY	TIMING	YEARS	PART NO.	DESCRIPTION
1	3 Piece Set	70	KT3-350S	VINTAGE; 223-305, 223-371 not sold separately; (1) 222-350; (1) 223-305; (1) 223-371
QTY	CAMSHAFT/LIFTER	YEARS	PART NO.	DESCRIPTION
1	Camshaft	70	CS-641	VINTAGE; w/A/T; Hydraulic, (050) Duration at .050 Lobe Lift, 208 Exh., 198 Int., 111 Degrees Lobe Separation
1	Prelube		55-403 Std Only	1.5 oz. packet
1	Prelube		55-400 Std Only	4 oz. bottle; 1.5 oz. packet No. 55-403 also avail.
16	Lifter	70	HT-951 Std Only	Hyd.
16	Lifter, Bulk	70	HT-951B Std Only	Hyd.; Carton of 128
QTY	PUSH ROD	YEARS	PART NO.	DESCRIPTION
16	Push Rod	70	RP-3229R Std Only	Chrome-Moly; 9.1300" O.A.L.
16	Push Rod	70	RP-3028 Std Only	VINTAGE; 9.1360" O.A.L.
16	Push Rod, Bulk	70	BRP-3028 Std Only	VINTAGE; Carton of 100; 9.1360" O.A.L.
QTY	ROCKER PARTS	YEARS	PART NO.	DESCRIPTION
16	Arm Assy.	70	R-1032 Std Only	Incl. arm, ball & nut
16	Arm Assy., Bulk	70	R-1032B Std Only	Incl. arm, ball & nut; Carton of 64
16	Arm	70	R-849A Std Only	
16	Nut	70	MR-1934 Std Only	3/8" x 24 UNF
QTY	VALVE	YEARS	PART NO.	DESCRIPTION
8	Exhaust	70	V-1902 Std Only	VINTAGE; Chrome plated stem; 1.7720" Head Dia., 0.3411" Stem Dia., 4.9764" O.A.L.

(continued on next page)

GM Car (Incl. Buick, Cad., Chev., Olds., Pontiac)

455 7.5L (7456cc) OHV V8 (16 Valve) (Pontiac), 4.151" Bore (GMC Eng.), 4 Bbl. "Eng. Code XF" 1970 692 (cont.)

	QTY	VALVE (cont.)	YEARS	PART NO.	DESCRIPTION
VALVE TRAIN	8	Intake	70	V-1903 Std Only	VINTAGE; Chrome plated stem; 2.1100" Head Dia., 0.3420" Stem Dia., 4.9820" O.A.L.
	16	Spring	70	VS-651 Std Only	VINTAGE; Loc. Inner; 1.7600" Free Height
	16	Spring	70	VS-665 Std Only	VINTAGE; Loc. Outer; 1.9400" Free Height
	16	Valve Stem Seal	70	MV-1233C Std Only	O-Ring; (RBB) Rubber
	16	Valve Stem Seal	70	ST-2092 Std Only	Positive type, Metal Clad; (RBB) Rubber
	16	Valve Stem Seal	70	ST-2003 Std Only	Positive type; Installation requires valve guide machining; (RBB) Rubber
	16	Valve Stem Seal Bulk	70	MV-1233 Std Only	O-Ring; Carton of 100; (RBB) Rubber
	16	Valve Stem Seal Bulk	70	ST-2003BC Std Only	Positive type; Installation requires valve guide machining; Carton of 100; (RBB) Rubber
	8	Seat	70	245-1750-2 Std Only	Loc. Exh.; Use w/V-1832 & V-1967; 1.7550" OD, 1.5000" ID, 0.2160" Depth
	8	Seat	70	245-1750-2N Std Only	Loc. Exh.; Use w/V-1832 & V-1967; Premium Material; 1.7550" OD, 1.5000" ID, 0.2160" Depth
	8	Seat	70	245-1812-1 Std Only	Loc. Exh.; Use w/V-1902; 1.8175" OD, 1.5625" ID, 0.2480" Depth
	8	Seat	70	245-1812-1N Std Only	Loc. Exh.; Use w/V-1902; Premium Material; 1.8175" OD, 1.5625" ID, 0.2480" Depth
	8	Seat	70	245-2125-2 Std Only	Loc. Int.; 2.1305" OD, 1.8750" ID, 0.2480" Depth
	32	Keeper	70	VK-115A Std Only	1 groove; Square cut key groove; Carton pack 24
	32	Keeper	70	VK-115 Std Only	1 groove; Square cut key groove; Carton pack 32
32	Keeper	70	VK-115R Std Only	1 groove; Square cut key groove; Hardened	
32	Keeper, Bulk	70	VK-115B Std Only	1 groove; Square cut key groove; Carton of 1000	
16	Spring Insert	70	259-305A Std Only	.060"; Carton of 100	
16	Spring Insert	70	259-305B Std Only	VINTAGE; .030"; Carton of 100	

	QTY	PISTON	YEARS	PART NO.	DESCRIPTION
BLOCK	8	POWERFORGED	70	L-2359NF Std-30-40-60	Powerforged; 0.980" Pin Dia.; 1 Ring 5/64 Groove, 1 Ring 1/16 Groove, 1 Ring 3/16 Groove, 1.497 CD, Flat, 4 reliefs; DUROSHIELD® skirt coated piston
	1	Premium Set	70	E-300K Std-30-40-60	VINTAGE; 1-5/64, 1-1/16, 1-3/16; Premium Moly
	1	Standard Set	70	E-300X Std-30	VINTAGE; 1-5/64, 1-1/16, 1-3/16; Iron
	1	Main Set	70	151M Std-10	Performance; 3/4 grooved
	1	Main Set	70	4221M Std-10-20-30	VINTAGE; Overplated copper-lead alloy
	1	Rod Set	70	8-7050CH Std-10-20	Performance
	1	Rod Set	70	8-1555CPA Std-10-20-30-40	VINTAGE
	8	Rod Pair	70	1555CPA Std-10-20-30-40	VINTAGE
	1	Cam Set	70	1220M Std Only	
	1	Oil Pump	70	224-43364S	High Pressure; 3/4" inlet tube; Incl. screen
	1	Screen Assy.	70	224-11236	3/4" inlet tube
	1	Kit Gasket Set	70	260-1025	VINTAGE
	1	Brass Block Plug Kit	70	381-8021	VINTAGE
	1	Steel Block Plug Kit	70	381-4020	
	1	Brass Deep Cup Freeze Plug	70	381-9010	0.938" Diameter
1	Brass Deep Cup Freeze Plug	70	381-9026	1.953" Diameter	
1	Steel Deep Cup Freeze Plug	70	381-3077	0.906" Diameter	
1	Steel Deep Cup Freeze Plug	70	381-3133	1.500" Diameter, 0.375" Height	
1	Steel Deep Cup Freeze Plug	70	381-3054	19/32" Diameter	
1	Steel Deep Cup Freeze Plug	70	381-3112	2.063" Diameter	
1	Steel Deep Cup Freeze Plug	70	381-3131	2.094" Diameter	

455 7.5L (7456cc) OHV V8 (16 Valve) (Pontiac), 4.151" Bore (GMC Eng.), 4 Bbl. "Eng. Code YA" 1970 693

	QTY	TIMING	YEARS	PART NO.	DESCRIPTION
	1	3 Piece Set	70	KT3-350S	VINTAGE; 223-305, 223-371 not sold separately; (1) 222-350; (1) 223-305; (1) 223-371
	1	Camshaft/Lifter	70	CS-641	VINTAGE; w/A/T; Hydraulic, (050) Duration at .050 Lobe Lift, 208 Exh., 198 Int., 111 Degrees Lobe Separation
	1	Pre-lube		55-403 Std Only	1.5 oz. packet

(continued on next page)

GM Car (Incl. Buick, Cad., Chev., Olds., Pontiac)

693 455 7.5L (7456cc) OHV V8 (16 Valve) (Pontiac), 4.151" Bore (GMC Eng.), 4 Bbl. "Eng. Code YA" 1970
(cont.)

	CAMSHAFT/LIFTER	YEARS	PART NO.	DESCRIPTION	
VALVE TRAIN	QTY 1	(cont.)			
	16	Prelube	70	55-400 Std Only 4 oz. bottle; 1.5 oz. packet No. 55-403 also avail.	
	16	Lifter	70	HT-951 Std Only Hyd.	
	16	Lifter, Bulk	70	HT-951B Std Only Hyd.; Carton of 128	
	QTY	PUSH ROD	YEARS	PART NO.	DESCRIPTION
	16	Push Rod	70	RP-3229R Std Only Chrome-Moly; 9.1300" O.A.L.	
	16	Push Rod	70	RP-3028 Std Only VINTAGE; 9.1360" O.A.L.	
	16	Push Rod, Bulk	70	BRP-3028 Std Only VINTAGE; Carton of 100; 9.1360" O.A.L.	
	QTY	ROCKER PARTS	YEARS	PART NO.	DESCRIPTION
	16	Arm Assy.	70	R-1032 Std Only Incl. arm, ball & nut	
	16	Arm Assy., Bulk	70	R-1032B Std Only Incl. arm, ball & nut; Carton of 64	
	16	Arm	70	R-849A Std Only	
	16	Nut	70	MR-1934 Std Only 3/8" x 24 UNF	
	QTY	VALVE	YEARS	PART NO.	DESCRIPTION
	8	Exhaust	70	V-1902 Std Only VINTAGE; Chrome plated stem; 1.7720" Head Dia., 0.3411" Stem Dia., 4.9764" O.A.L.	
	8	Intake	70	V-1903 Std Only VINTAGE; Chrome plated stem; 2.1100" Head Dia., 0.3420" Stem Dia., 4.9820" O.A.L.	
QTY	VALVE SPRING	YEARS	PART NO.	DESCRIPTION	
16	Spring	70	VS-651 Std Only VINTAGE; Loc. Inner; 1.7600" Free Height		
16	Spring	70	VS-665 Std Only VINTAGE; Loc. Outer; 1.9400" Free Height		
QTY	VALVE SEAL	YEARS	PART NO.	DESCRIPTION	
16	Valve Stem Seal	70	MV-1233C Std Only O-Ring; (RBB) Rubber		
16	Valve Stem Seal	70	ST-2092 Std Only Positive type, Metal Clad; (RBB) Rubber		
16	Valve Stem Seal	70	ST-2003 Std Only Positive type; Installation requires valve guide machining; (RBB) Rubber		
16	Valve Stem Seal Bulk	70	MV-1233 Std Only O-Ring; Carton of 100; (RBB) Rubber		
16	Valve Stem Seal Bulk	70	ST-2003BC Std Only Positive type; Installation requires valve guide machining; Carton of 100; (RBB) Rubber		
QTY	VALVE SEAT	YEARS	PART NO.	DESCRIPTION	
8	Seat	70	245-1750-2 Std Only Loc. Exh.; Use w/V-1832 & V-1967; 1.7550" OD, 1.5000" ID, 0.2160" Depth		
8	Seat	70	245-1750-2N Std Only Loc. Exh.; Use w/V-1832 & V-1967; Premium Material; 1.7550" OD, 1.5000" ID, 0.2160" Depth		
8	Seat	70	245-1812-1 Std Only Loc. Exh.; Use w/V-1902; 1.8175" OD, 1.5625" ID, 0.2480" Depth		
8	Seat	70	245-1812-1N Std Only Loc. Exh.; Use w/V-1902; Premium Material; 1.8175" OD, 1.5625" ID, 0.2480" Depth		
8	Seat	70	245-2125-2 Std Only Loc. Int.; 2.1305" OD, 1.8750" ID, 0.2480" Depth		
QTY	VALVE, MISC	YEARS	PART NO.	DESCRIPTION	
32	Keeper	70	VK-115A Std Only 1 groove; Square cut key groove; Carton pack 24		
32	Keeper	70	VK-115 Std Only 1 groove; Square cut key groove; Carton pack 32		
32	Keeper	70	VK-115R Std Only 1 groove; Square cut key groove; Hardened		
32	Keeper, Bulk	70	VK-115B Std Only 1 groove; Square cut key groove; Carton of 1000		
16	Spring Insert	70	259-305A Std Only .060"; Carton of 100		
16	Spring Insert	70	259-305B Std Only VINTAGE; .030"; Carton of 100		
BLOCK	QTY	PISTON	YEARS	PART NO.	DESCRIPTION
	8	POWERFORGED	70	L-2359NF Std-30-40-60 Powerforged; 0.980" Pin Dia.; 1 Ring 5/64 Groove, 1 Ring 1/16 Groove, 1 Ring 3/16 Groove, 1.497 CD, Flat, 4 reliefs; DUROSHIELD® skirt coated piston	
	QTY	RINGS	YEARS	PART NO.	DESCRIPTION
	1	Premium Set	70	E-300K Std-30-40-60 VINTAGE; 1-5/64, 1-1/16, 1-3/16; Premium Moly	
	1	Standard Set	70	E-300X Std-30 VINTAGE; 1-5/64, 1-1/16, 1-3/16; Iron	
	QTY	ENGINE BEARINGS	YEARS	PART NO.	DESCRIPTION
	1	Main Set	70	151M Std-10 Performance; 3/4 grooved	
	1	Main Set	70	4221M Std-10-20-30 VINTAGE; Overplated copper-lead alloy	
	1	Rod Set	70	8-7050CH Std-10-20 Performance	
	1	Rod Set	70	8-1555CPA Std-10-20-30-40 VINTAGE	
	8	Rod Pair	70	1555CPA Std-10-20-30-40 VINTAGE	
	1	Cam Set	70	1220M Std Only	
	QTY	OIL PUMP	YEARS	PART NO.	DESCRIPTION
1	Oil Pump	70	224-43364S High Pressure; 3/4" inlet tube; Incl. screen		
1	Screen Assy.	70	224-11236 3/4" inlet tube		
QTY	GASKETS	YEARS	PART NO.	DESCRIPTION	
1	Kit Gasket Set	70	260-1025 VINTAGE		
QTY	FREEZE PLUGS	YEARS	PART NO.	DESCRIPTION	
1	Brass Block Plug Kit	70	381-8021 VINTAGE		
1	Steel Block Plug Kit	70	381-4020		

(continued on next page)

GM Car (Incl. Buick, Cad., Chev., Olds., Pontiac)

455 7.5L (7456cc) OHV V8 (16 Valve) (Pontiac), 4.151" Bore (GMC Eng.), 4 Bbl. "Eng. Code YA" 1970 693
(cont.)

BLOCK	QTY	FREEZE PLUGS (cont.)	YEARS	PART NO.	DESCRIPTION	BLOCK
	1	Brass Deep Cup Freeze Plug	70	381-9010	0.938" Diameter	
	1	Brass Deep Cup Freeze Plug	70	381-9026	1.953" Diameter	
	1	Steel Deep Cup Freeze Plug	70	381-3077	0.906" Diameter	
	1	Steel Deep Cup Freeze Plug	70	381-3133	1.500" Diameter, 0.375" Height	
	1	Steel Deep Cup Freeze Plug	70	381-3054	19/32" Diameter	
	1	Steel Deep Cup Freeze Plug	70	381-3112	2.063" Diameter	
	1	Steel Deep Cup Freeze Plug	70	381-3131	2.094" Diameter	
455 7.5L (7456cc) OHV V8 (16 Valve) (Pontiac), 4.151" Bore (GMC Eng.), 4 Bbl. "Eng. Code YC" 1971-1970 694						
	QTY	TIMING	YEARS	PART NO.	DESCRIPTION	
	1	3 Piece Set	71-70	KT3-350S	VINTAGE; 223-305, 223-371 not sold separately; (1) 222-350; (1) 223-305; (1) 223-371	
	QTY	CAMSHAFT/LIFTER	YEARS	PART NO.	DESCRIPTION	
	1	Camshaft	70	CS-641	VINTAGE; w/A/T; Hydraulic, (050) Duration at .050 Lobe Lift, 208 Exh., 198 Int., 111 Degrees Lobe Separation	
	1	Prelube		55-403 Std Only	1.5 oz. packet	
	1	Prelube		55-400 Std Only	4 oz. bottle; 1.5 oz. packet No. 55-403 also avail.	
	16	Lifter	71-70	HT-951 Std Only	Hyd.	
	16	Lifter, Bulk	71-70	HT-951B Std Only	Hyd.; Carton of 128	
	QTY	PUSH ROD	YEARS	PART NO.	DESCRIPTION	
	16	Push Rod	71-70	RP-3229R Std Only	Chrome-Moly; 9.1300" O.A.L.	
	16	Push Rod	71-70	RP-3028 Std Only	VINTAGE; 9.1360" O.A.L.	
	16	Push Rod, Bulk	71-70	BRP-3028 Std Only	VINTAGE; Carton of 100; 9.1360" O.A.L.	
	QTY	ROCKER PARTS	YEARS	PART NO.	DESCRIPTION	
	16	Arm Assy.	71-70	R-1032 Std Only	Incl. arm, ball & nut	
	16	Arm Assy., Bulk	71-70	R-1032B Std Only	Incl. arm, ball & nut; Carton of 64	
	16	Arm	71-70	R-849A Std Only		
	16	Nut	71-70	MR-1934 Std Only	3/8" x 24 UNF	
	QTY	VALVE	YEARS	PART NO.	DESCRIPTION	
	8	Intake	71	V-1920 Std Only	VINTAGE; Chrome plated stem; 2.1100" Head Dia., 0.3415" Stem Dia., 4.8800" O.A.L.	
	8	Intake	71	V-1920 Std Only	VINTAGE; Exc. HO; Chrome plated stem; 2.1100" Head Dia., 0.3415" Stem Dia., 4.8800" O.A.L.	
	QTY	VALVE SPRING	YEARS	PART NO.	DESCRIPTION	
	16	Spring	71-70	VS-651 Std Only	VINTAGE; Loc. Inner; 1.7600" Free Height	
	16	Spring	71-70	VS-665 Std Only	VINTAGE; Loc. Outer; 1.9400" Free Height	
	QTY	VALVE SEAL	YEARS	PART NO.	DESCRIPTION	
	16	Valve Stem Seal	71-70	MV-1233C Std Only	O-Ring; (RBB) Rubber	
	16	Valve Stem Seal	71-70	ST-2092 Std Only	Positive type, Metal Clad; (RBB) Rubber	
	16	Valve Stem Seal	71-70	ST-2003 Std Only	Positive type; Installation requires valve guide machining; (RBB) Rubber	
	16	Valve Stem Seal Bulk	71-70	MV-1233 Std Only	O-Ring; Carton of 100; (RBB) Rubber	
	16	Valve Stem Seal Bulk	71-70	ST-2003BC Std Only	Positive type; Installation requires valve guide machining; Carton of 100; (RBB) Rubber	
	QTY	VALVE SEAT	YEARS	PART NO.	DESCRIPTION	
	8	Seat	71-70	245-1750-2 Std Only	Loc. Exh.; Use w/V-1832 & V-1967; 1.7550" OD, 1.5000" ID, 0.2160" Depth	
	8	Seat	71-70	245-1750-2N Std Only	Loc. Exh.; Use w/V-1832 & V-1967; Premium Material; 1.7550" OD, 1.5000" ID, 0.2160" Depth	
	8	Seat	71-70	245-1812-1 Std Only	Loc. Exh.; Use w/V-1902; 1.8175" OD, 1.5625" ID, 0.2480" Depth	
	8	Seat	71-70	245-1812-1N Std Only	Loc. Exh.; Use w/V-1902; Premium Material; 1.8175" OD, 1.5625" ID, 0.2480" Depth	
	8	Seat	71-70	245-2125-2 Std Only	Loc. Int.; 2.1305" OD, 1.8750" ID, 0.2480" Depth	
	QTY	VALVE, MISC	YEARS	PART NO.	DESCRIPTION	
	32	Keeper	71-70	VK-115A Std Only	1 groove; Square cut key groove; Carton pack 24	
	32	Keeper	71-70	VK-115 Std Only	1 groove; Square cut key groove; Carton pack 32	
	32	Keeper	71-70	VK-115R Std Only	1 groove; Square cut key groove; Hardened	
	32	Keeper, Bulk	71-70	VK-115B Std Only	1 groove; Square cut key groove; Carton of 1000	
	16	Spring Insert	71-70	259-305A Std Only	.060"; Carton of 100	
	16	Spring Insert	71-70	259-305B Std Only	VINTAGE; .030"; Carton of 100	
	QTY	PISTON	YEARS	PART NO.	DESCRIPTION	
	8	POWERFORGED	71-70	L-2359NF Std-30-40-60	Powerforged; 0.980" Pin Dia.; 1 Ring 5/64 Groove, 1 Ring 1/16 Groove, 1 Ring 3/16 Groove, 1.497 CD, Flat, 4 reliefs; DUROSHIELD® skirt coated piston	
	QTY	RINGS	YEARS	PART NO.	DESCRIPTION	
	1	Premium Set	71-70	E-300K Std-30-40-60	VINTAGE; 1-5/64, 1-1/16, 1-3/16; Premium Moly	
	1	Standard Set	71-70	E-300X Std-30	VINTAGE; 1-5/64, 1-1/16, 1-3/16; Iron	

(continued on next page)

GM Car (Incl. Buick, Cad., Chev., Olds., Pontiac)

694 455 7.5L (7456cc) OHV V8 (16 Valve) (Pontiac), 4.151" Bore (GMC Eng.), 4 Bbl. "Eng. Code YC" 1971-1970
(cont.)

	QTY	ENGINE BEARINGS	YEARS	PART NO.	DESCRIPTION
BLOCK	1	Main Set	71-70	151M Std-10	Performance; 3/4 grooved
	1	Main Set	71-70	4221M Std-10-20-30	VINTAGE; Overplated copper-lead alloy
	1	Rod Set	71-70	8-7050CH Std-10-20	Performance
	1	Rod Set	71-70	8-1555CPA Std-10-20-30-40	VINTAGE
	8	Rod Pair	71-70	1555CPA Std-10-20-30-40	VINTAGE
	1	Cam Set	71-70	1220M Std Only	
	1	OIL PUMP	YEARS	PART NO.	DESCRIPTION
	1	Oil Pump	71-70	224-43364S	High Pressure; 3/4" inlet tube; Incl. screen
	1	Oil Pump	71	224-43629	Pontiac Bonneville Base, Firebird Esprit, Formula, Grand Prix Base, Grand Safari Base, Grand Ville Base, GTO Base; VINTAGE; 30% more pressure than 22443364S
	1	Oil Pump	70	224-43629	Pontiac Grand Prix Base; VINTAGE; 30% more pressure than 22443364S
1	Screen Assy.	71-70	224-11236	3/4" inlet tube	
1	GASKETS	YEARS	PART NO.	DESCRIPTION	
1	Kit Gasket Set	71	260-1025	VINTAGE; Exc. H.O.	
1	Kit Gasket Set	70	260-1025	VINTAGE	
1	FREEZE PLUGS	YEARS	PART NO.	DESCRIPTION	
1	Brass Block Plug Kit	71-70	381-8021	VINTAGE	
1	Steel Block Plug Kit	71-70	381-4020		
1	Brass Deep Cup Freeze Plug	71-70	381-9010	0.938" Diameter	
1	Brass Deep Cup Freeze Plug	71-70	381-9026	1.953" Diameter	
1	Steel Deep Cup Freeze Plug	71-70	381-3077	0.906" Diameter	
1	Steel Deep Cup Freeze Plug	71-70	381-3133	1.500" Diameter, 0.375" Height	
1	Steel Deep Cup Freeze Plug	71-70	381-3054	19/32" Diameter	
1	Steel Deep Cup Freeze Plug	71-70	381-3112	2.063" Diameter	
1	Steel Deep Cup Freeze Plug	71-70	381-3131	2.094" Diameter	

695 455 7.5L (7456cc) OHV V8 (16 Valve) (Pontiac), 4.151" Bore (GMC Eng.), 2 Bbl. "Eng. Code YG" 1971

	QTY	TIMING	YEARS	PART NO.	DESCRIPTION
VALVE TRAIN	1	3 Piece Set	71	KT3-350S	VINTAGE; 223-305, 223-371 not sold separately; (1) 222-350; (1) 223-305; (1) 223-371
	1	CAMSHAFT/LIFTER	YEARS	PART NO.	DESCRIPTION
	1	Camshaft	71	CS-641	VINTAGE; Hydraulic, (050) Duration at .050 Lobe Lift, 208 Exh., 198 Int., 111 Degrees Lobe Separation
	1	Prelube		55-403 Std Only	1.5 oz. packet
	1	Prelube		55-400 Std Only	4 oz. bottle; 1.5 oz. packet No. 55-403 also avail.
	16	Lifter	71	HT-951 Std Only	Hyd.
	16	Lifter, Bulk	71	HT-951B Std Only	Hyd.; Carton of 128
	16	PUSH ROD	YEARS	PART NO.	DESCRIPTION
	16	Push Rod	71	RP-3229R Std Only	Chrome-Moly; 9.1300" O.A.L.
	16	Push Rod	71	RP-3028 Std Only	VINTAGE; 9.1360" O.A.L.
16	Push Rod, Bulk	71	BRP-3028 Std Only	VINTAGE; Carton of 100; 9.1360" O.A.L.	
16	ROCKER PARTS	YEARS	PART NO.	DESCRIPTION	
16	Arm Assy.	71	R-1032 Std Only	Incl. arm, ball & nut	
16	Arm Assy., Bulk	71	R-1032B Std Only	Incl. arm, ball & nut; Carton of 64	
16	Arm	71	R-849A Std Only		
16	Nut	71	MR-1934 Std Only	3/8" x 24 UNF	
8	VALVE	YEARS	PART NO.	DESCRIPTION	
8	Exhaust	71	V-1967 Std Only	VINTAGE; Chrome plated stem; 1.6600" Head Dia., 0.3410" Stem Dia., 4.8700" O.A.L.	
16	VALVE SPRING	YEARS	PART NO.	DESCRIPTION	
16	Spring	71	VS-651 Std Only	VINTAGE; Loc. Inner; 1.7600" Free Height	
16	Spring	71	VS-665 Std Only	VINTAGE; Loc. Outer; 1.9400" Free Height	
16	VALVE SEAL	YEARS	PART NO.	DESCRIPTION	
16	Valve Stem Seal	71	MV-1233C Std Only	O-Ring; (RBB) Rubber	
16	Valve Stem Seal	71	ST-2092 Std Only	Positive type, Metal Clad; (RBB) Rubber	
16	Valve Stem Seal	71	ST-2003 Std Only	Positive type; Installation requires valve guide machining; (RBB) Rubber	
16	Valve Stem Seal Bulk	71	MV-1233 Std Only	O-Ring; Carton of 100; (RBB) Rubber	
16	Valve Stem Seal Bulk	71	ST-2003BC Std Only	Positive type; Installation requires valve guide machining; Carton of 100; (RBB) Rubber	
8	VALVE SEAT	YEARS	PART NO.	DESCRIPTION	
8	Seat	71	245-1750-2 Std Only	Loc. Exh.; Use w/V-1832 & V-1967; 1.7550" OD, 1.5000" ID, 0.2160" Depth	
8	Seat	71	245-1750-2N Std Only	Loc. Exh.; Use w/V-1832 & V-1967; Premium Material; 1.7550" OD, 1.5000" ID, 0.2160" Depth	

(continued on next page)

GM Car (Incl. Buick, Cad., Chev., Olds., Pontiac)

455 7.5L (7456cc) OHV V8 (16 Valve) (Pontiac), 4.151" Bore (GMC Eng.), 2 Bbl. "Eng. Code YG" 1971 695 (cont.)

QTY	VALVE SEAT (cont.)	YEARS	PART NO.	DESCRIPTION
8	Seat	71	245-1812-1 Std Only	Loc. Exh.; Use w/V-1902; 1.8175" OD, 1.5625" ID, 0.2480" Depth
8	Seat	71	245-1812-1N Std Only	Loc. Exh.; Use w/V-1902; Premium Material; 1.8175" OD, 1.5625" ID, 0.2480" Depth
8	Seat	71	245-2125-2 Std Only	Loc. Int.; 2.1305" OD, 1.8750" ID, 0.2480" Depth
QTY	VALVE, MISC	YEARS	PART NO.	DESCRIPTION
32	Keeper	71	VK-115A Std Only	1 groove; Square cut key groove; Carton pack 24
32	Keeper	71	VK-115 Std Only	1 groove; Square cut key groove; Carton pack 32
32	Keeper	71	VK-115R Std Only	1 groove; Square cut key groove; Hardened
32	Keeper, Bulk	71	VK-115B Std Only	1 groove; Square cut key groove; Carton of 1000
16	Spring Insert	71	259-305A Std Only	.060"; Carton of 100
16	Spring Insert	71	259-305B Std Only	VINTAGE; .030"; Carton of 100
QTY	PISTON	YEARS	PART NO.	DESCRIPTION
8	POWERFORGED	71	L-2359NF Std-30-40-60	Powerforged; 0.980" Pin Dia.; 1 Ring 5/64 Groove, 1 Ring 1/16 Groove, 1 Ring 3/16 Groove, 1.497 CD, Flat, 4 reliefs; DUROSHIELD® skirt coated piston
QTY	RINGS	YEARS	PART NO.	DESCRIPTION
1	Premium Set	71	E-300K Std-30-40-60	VINTAGE; 1-5/64, 1-1/16, 1-3/16; Premium Moly
1	Standard Set	71	E-300X Std-30	VINTAGE; 1-5/64, 1-1/16, 1-3/16; Iron
QTY	ENGINE BEARINGS	YEARS	PART NO.	DESCRIPTION
1	Main Set	71	151M Std-10	Performance; 3/4 grooved
1	Main Set	71	4221M Std-10-20-30	VINTAGE; Overplated copper-lead alloy
1	Rod Set	71	8-7050CH Std-10-20	Performance
1	Rod Set	71	8-1555CPA Std-10-20-30-40	VINTAGE
8	Rod Pair	71	1555CPA Std-10-20-30-40	VINTAGE
1	Cam Set	71	1220M Std Only	
QTY	OIL PUMP	YEARS	PART NO.	DESCRIPTION
1	Oil Pump	71	224-43629	Pontiac Catalina Safari; VINTAGE; 30% more pressure than 22443364S
QTY	GASKETS	YEARS	PART NO.	DESCRIPTION
1	Kit Gasket Set	71	260-1025	VINTAGE
QTY	FREEZE PLUGS	YEARS	PART NO.	DESCRIPTION
1	Brass Block Plug Kit	71	381-8021	VINTAGE
1	Steel Block Plug Kit	71	381-4020	
1	Brass Deep Cup Freeze Plug	71	381-9010	0.938" Diameter
1	Brass Deep Cup Freeze Plug	71	381-9026	1.953" Diameter
1	Steel Deep Cup Freeze Plug	71	381-3077	0.906" Diameter
1	Steel Deep Cup Freeze Plug	71	381-3133	1.500" Diameter, 0.375" Height
1	Steel Deep Cup Freeze Plug	71	381-3054	19/32" Diameter
1	Steel Deep Cup Freeze Plug	71	381-3112	2.063" Diameter
1	Steel Deep Cup Freeze Plug	71	381-3131	2.094" Diameter

BLOCK

BLOCK

455 7.5L (7456cc) OHV V8 (16 Valve) (Pontiac), 4.151" Bore (GMC Eng.), 4 Bbl. "Eng. Code YH" 1970 696

QTY	TIMING	YEARS	PART NO.	DESCRIPTION
1	3 Piece Set	70	KT3-350S	VINTAGE; 223-305, 223-371 not sold separately; (1) 222-350; (1) 223-305; (1) 223-371
QTY	CAMSHAFT/LIFTER	YEARS	PART NO.	DESCRIPTION
1	Camshaft	70	CS-641	VINTAGE; w/A/T; Hydraulic, (050) Duration at .050 Lobe Lift, 208 Exh., 198 Int., 111 Degrees Lobe Separation
1	Prelube		55-403 Std Only	1.5 oz. packet
1	Prelube		55-400 Std Only	4 oz. bottle; 1.5 oz. packet No. 55-403 also avail.
16	Lifter	70	HT-951 Std Only	Hyd.
16	Lifter, Bulk	70	HT-951B Std Only	Hyd.; Carton of 128
QTY	PUSH ROD	YEARS	PART NO.	DESCRIPTION
16	Push Rod	70	RP-3229R Std Only	Chrome-Moly; 9.1300" O.A.L.
16	Push Rod	70	RP-3028 Std Only	VINTAGE; 9.1360" O.A.L.
16	Push Rod, Bulk	70	BRP-3028 Std Only	VINTAGE; Carton of 100; 9.1360" O.A.L.
QTY	ROCKER PARTS	YEARS	PART NO.	DESCRIPTION
16	Arm Assy.	70	R-1032 Std Only	Incl. arm, ball & nut
16	Arm Assy., Bulk	70	R-1032B Std Only	Incl. arm, ball & nut; Carton of 64
16	Arm	70	R-849A Std Only	
16	Nut	70	MR-1934 Std Only	3/8" x 24 UNF
QTY	VALVE	YEARS	PART NO.	DESCRIPTION
8	Exhaust	70	V-1832 Std Only	VINTAGE; Chrome plated stem; 1.6600" Head Dia., 0.3405" Stem Dia., 4.9840" O.A.L.
QTY	VALVE SPRING	YEARS	PART NO.	DESCRIPTION
16	Spring	70	VS-651 Std Only	VINTAGE; Loc. Inner; 1.7600" Free Height

VALVE TRAIN

VALVE TRAIN

(continued on next page)

GM Car (Incl. Buick, Cad., Chev., Olds., Pontiac)

696 455 7.5L (7456cc) OHV V8 (16 Valve) (Pontiac), 4.151" Bore (GMC Eng.), 4 Bbl. "Eng. Code YH" 1970
(cont.)

	QTY	VALVE SPRING (cont.)	YEARS	PART NO.	DESCRIPTION
VALVE TRAIN	16	Spring	70	VS-665 Std Only	VINTAGE; Loc. Outer; 1.9400" Free Height
	16	Valve Stem Seal	70	MV-1233C Std Only	O-Ring; (RBB) Rubber
	16	Valve Stem Seal	70	ST-2092 Std Only	Positive type, Metal Clad; (RBB) Rubber
	16	Valve Stem Seal	70	ST-2003 Std Only	Positive type; Installation requires valve guide machining; (RBB) Rubber
	16	Valve Stem Seal Bulk	70	MV-1233 Std Only	O-Ring; Carton of 100; (RBB) Rubber
	16	Valve Stem Seal Bulk	70	ST-2003BC Std Only	Positive type; Installation requires valve guide machining; Carton of 100; (RBB) Rubber
	8	Seat	70	245-1750-2 Std Only	Loc. Exh.; Use w/V-1832 & V-1967; 1.7550" OD, 1.5000" ID, 0.2160" Depth
	8	Seat	70	245-1750-2N Std Only	Loc. Exh.; Use w/V-1832 & V-1967; Premium Material; 1.7550" OD, 1.5000" ID, 0.2160" Depth
	8	Seat	70	245-1812-1 Std Only	Loc. Exh.; Use w/V-1902; 1.8175" OD, 1.5625" ID, 0.2480" Depth
	8	Seat	70	245-1812-1N Std Only	Loc. Exh.; Use w/V-1902; Premium Material; 1.8175" OD, 1.5625" ID, 0.2480" Depth
8	Seat	70	245-2125-2 Std Only	Loc. Int.; 2.1305" OD, 1.8750" ID, 0.2480" Depth	
BLOCK	32	Keeper	70	VK-115A Std Only	1 groove; Square cut key groove; Carton pack 24
	32	Keeper	70	VK-115 Std Only	1 groove; Square cut key groove; Carton pack 32
	32	Keeper	70	VK-115R Std Only	1 groove; Square cut key groove; Hardened
	32	Keeper, Bulk	70	VK-115B Std Only	1 groove; Square cut key groove; Carton of 1000
	16	Spring Insert	70	259-305A Std Only	.060"; Carton of 100
	16	Spring Insert	70	259-305B Std Only	VINTAGE; .030"; Carton of 100
	8	PISTON POWERFORGED	70	L-2359NF Std-30-40-60	Powerforged; 0.980" Pin Dia.; 1 Ring 5/64 Groove, 1 Ring 1/16 Groove, 1 Ring 3/16 Groove, 1.497 CD, Flat, 4 reliefs; DUROSHIELD® skirt coated piston
	1	Premium Set	70	E-300K Std-30-40-60	VINTAGE; 1-5/64, 1-1/16, 1-3/16; Premium Moly
	1	Standard Set	70	E-300X Std-30	VINTAGE; 1-5/64, 1-1/16, 1-3/16; Iron
	1	Main Set	70	151M Std-10	Performance; 3/4 grooved
1	Main Set	70	4221M Std-10-20-30	VINTAGE; Overplated copper-lead alloy	
1	Rod Set	70	8-7050CH Std-10-20	Performance	
1	Rod Set	70	8-1555CPA Std-10-20-30-40	VINTAGE	
8	Rod Pair	70	1555CPA Std-10-20-30-40	VINTAGE	
1	Cam Set	70	1220M Std Only		
1	Oil Pump	70	224-43364S	High Pressure; 3/4" inlet tube; Incl. screen	
1	Oil Pump	70	224-43629	Pontiac Bonneville Base, Catalina Base, Ventura, Executive Base, Safari, GTO Base, LeMans Base, Sport; VINTAGE; 30% more pressure than 22443364S	
1	Screen Assy.	70	224-11236	3/4" inlet tube	
1	Kit Gasket Set	70	260-1025	VINTAGE	
1	Brass Block Plug Kit	70	381-8021	VINTAGE	
1	Steel Block Plug Kit	70	381-4020		
1	Brass Deep Cup Freeze Plug	70	381-9010	0.938" Diameter	
1	Brass Deep Cup Freeze Plug	70	381-9026	1.953" Diameter	
1	Steel Deep Cup Freeze Plug	70	381-3077	0.906" Diameter	
1	Steel Deep Cup Freeze Plug	70	381-3133	1.500" Diameter, 0.375" Height	
1	Steel Deep Cup Freeze Plug	70	381-3054	19/32" Diameter	
1	Steel Deep Cup Freeze Plug	70	381-3112	2.063" Diameter	
1	Steel Deep Cup Freeze Plug	70	381-3131	2.094" Diameter	

697 455 7.5L (7456cc) OHV V8 H.O. (16 Valve) (Pontiac), 4.151" Bore (GMC Eng.), 4 Bbl. "VIN X" 1972

1	3 Piece Set	72	KT3-350S	VINTAGE; 223-305, 223-371 not sold separately; (1) 222-350; (1) 223-305; (1) 223-371
16	Lifter	72	HT-951 Std Only	Hyd.
16	Lifter, Bulk	72	HT-951B Std Only	Hyd.; Carton of 128
16	Push Rod	72	RP-3229R Std Only	Chrome-Moly; 9.1300" O.A.L.

(continued on next page)

GM Car (Incl. Buick, Cad., Chev., Olds., Pontiac)

455 7.5L (7456cc) OHV V8 H.O. (16 Valve) (Pontiac), 4.151" Bore (GMC Eng.), 4 Bbl. "VIN X" 1972 697
(cont.)

QTY	PART NO. (cont.)	YEARS	PART NO.	DESCRIPTION
16	Push Rod	72	RP-3028 Std Only	VINTAGE; 9.1360" O.A.L.
16	Push Rod, Bulk	72	BRP-3028 Std Only	VINTAGE; Carton of 100; 9.1360" O.A.L.
QTY	ROCKER PARTS	YEARS	PART NO.	DESCRIPTION
16	Arm Assy.	72	R-1032 Std Only	Incl. arm, ball & nut
16	Arm Assy., Bulk	72	R-1032B Std Only	Incl. arm, ball & nut; Carton of 64
16	Arm	72	R-849A Std Only	
16	Nut	72	MR-1934 Std Only	3/8" x 24 UNF
QTY	VALVE	YEARS	PART NO.	DESCRIPTION
8	Exhaust	72	V-1902 Std Only	VINTAGE; w/HO; Chrome plated stem; 1.7720" Head Dia., 0.3411" Stem Dia., 4.9764" O.A.L.
8	Intake	72	V-1920 Std Only	VINTAGE; Chrome plated stem; 2.1100" Head Dia., 0.3415" Stem Dia., 4.8800" O.A.L.
8	Intake	72	V-1903 Std Only	VINTAGE; w/HO; Chrome plated stem; 2.1100" Head Dia., 0.3420" Stem Dia., 4.9820" O.A.L.
QTY	VALVE SPRING	YEARS	PART NO.	DESCRIPTION
16	Spring	72	VS-651 Std Only	VINTAGE; Loc. Inner; 1.7600" Free Height
16	Spring	72	VS-665 Std Only	VINTAGE; Loc. Outer; 1.9400" Free Height
QTY	VALVE SEAL	YEARS	PART NO.	DESCRIPTION
16	Valve Stem Seal	72	MV-1233C Std Only	O-Ring; (RBB) Rubber
16	Valve Stem Seal	72	ST-2092 Std Only	Positive type, Metal Clad; (RBB) Rubber
16	Valve Stem Seal	72	ST-2003 Std Only	Positive type; Installation requires valve guide machining; (RBB) Rubber
16	Valve Stem Seal Bulk	72	MV-1233 Std Only	O-Ring; Carton of 100; (RBB) Rubber
16	Valve Stem Seal Bulk	72	ST-2003BC Std Only	Positive type; Installation requires valve guide machining; Carton of 100; (RBB) Rubber
QTY	VALVE SEAT	YEARS	PART NO.	DESCRIPTION
8	Seat	72	245-1750-2 Std Only	Loc. Exh.; Use w/V-1832 & V-1967; 1.7550" OD, 1.5000" ID, 0.2160" Depth
8	Seat	72	245-1750-2N Std Only	Loc. Exh.; Use w/V-1832 & V-1967; Premium Material; 1.7550" OD, 1.5000" ID, 0.2160" Depth
8	Seat	72	245-1812-1 Std Only	Loc. Exh.; Use w/V-1902; 1.8175" OD, 1.5625" ID, 0.2480" Depth
8	Seat	72	245-1812-1N Std Only	Loc. Exh.; Use w/V-1902; Premium Material; 1.8175" OD, 1.5625" ID, 0.2480" Depth
8	Seat	72	245-2125-2 Std Only	Loc. Int.; 2.1305" OD, 1.8750" ID, 0.2480" Depth
QTY	VALVE, MISC	YEARS	PART NO.	DESCRIPTION
32	Keeper	72	VK-115A Std Only	1 groove; Square cut key groove; Carton pack 24
32	Keeper	72	VK-115 Std Only	1 groove; Square cut key groove; Carton pack 32
32	Keeper	72	VK-115R Std Only	1 groove; Square cut key groove; Hardened
32	Keeper, Bulk	72	VK-115B Std Only	1 groove; Square cut key groove; Carton of 1000
16	Spring Insert	72	259-305A Std Only	.060"; Carton of 100
16	Spring Insert	72	259-305B Std Only	VINTAGE; .030"; Carton of 100
QTY	PISTON	YEARS	PART NO.	DESCRIPTION
8	POWERFORGED	72	L-2359NF Std-30-40-60	Powerforged; 0.980" Pin Dia.; 1 Ring 5/64 Groove, 1 Ring 1/16 Groove, 1 Ring 3/16 Groove, 1.497 CD, Flat, 4 reliefs; DUROSHIELD® skirt coated piston
QTY	RINGS	YEARS	PART NO.	DESCRIPTION
1	Premium Set	72	E-300K Std-30-40-60	VINTAGE; 1-5/64, 1-1/16, 1-3/16; Premium Moly
1	Standard Set	72	E-300X Std-30	VINTAGE; 1-5/64, 1-1/16, 1-3/16; Iron
QTY	ENGINE BEARINGS	YEARS	PART NO.	DESCRIPTION
1	Main Set	72	151M Std-10	Performance; 3/4 grooved
1	Main Set	72	4221M Std-10-20-30	VINTAGE; Overplated copper-lead alloy
1	Rod Set	72	8-7050CH Std-10-20	Performance
1	Rod Set	72	8-1555CPA Std-10-20-30-40	VINTAGE
8	Rod Pair	72	1555CPA Std-10-20-30-40	VINTAGE
1	Cam Set	72	1220M Std Only	
QTY	OIL PUMP	YEARS	PART NO.	DESCRIPTION
1	Oil Pump	72	224-43364S	High Pressure; 3/4" inlet tube; Incl. screen
1	Oil Pump	72	224-43629	Pontiac Firebird Formula, Trans Am, LeMans Base; VINTAGE; 30% more pressure than 22443364S
1	Screen Assy.	72	224-11236	3/4" inlet tube
QTY	FREEZE PLUGS	YEARS	PART NO.	DESCRIPTION
1	Brass Block Plug Kit	72	381-8021	VINTAGE
1	Steel Block Plug Kit	72	381-4020	
1	Brass Deep Cup Freeze Plug	72	381-9010	0.938" Diameter
1	Brass Deep Cup Freeze Plug	72	381-9026	1.953" Diameter
1	Steel Deep Cup Freeze Plug	72	381-3077	0.906" Diameter
1	Steel Deep Cup Freeze Plug	72	381-3133	1.500" Diameter, 0.375" Height

(continued on next page)

GM Car (Incl. Buick, Cad., Chev., Olds., Pontiac)

697 455 7.5L (7456cc) OHV V8 H.O. (16 Valve) (Pontiac), 4.151" Bore (GMC Eng.), 4 Bbl. "VIN X" 1972
(cont.)

QTY	FREEZE PLUGS (cont.)	YEARS	PART NO.	DESCRIPTION
1	Steel Deep Cup Freeze Plug	72	381-3054	19/32" Diameter
1	Steel Deep Cup Freeze Plug	72	381-3112	2.063" Diameter
1	Steel Deep Cup Freeze Plug	72	381-3131	2.094" Diameter

698 455 7.5L (7456cc) OHV V8 H.O. (16 Valve) (Pontiac), 4.151" Bore (GMC Eng.), 4 Bbl. "Eng. Code WC" 1971

QTY	TIMING	YEARS	PART NO.	DESCRIPTION
1	3 Piece Set	71	KT3-350S	VINTAGE; 223-305, 223-371 not sold separately; (1) 222-350; (1) 223-305; (1) 223-371
QTY	CAMSHAFT/LIFTER	YEARS	PART NO.	DESCRIPTION
16	Lifter	71	HT-951 Std Only	Hyd.
16	Lifter, Bulk	71	HT-951B Std Only	Hyd.; Carton of 128
QTY	PUSH ROD	YEARS	PART NO.	DESCRIPTION
16	Push Rod	71	RP-3229R Std Only	Chrome-Moly; 9.1300" O.A.L.
16	Push Rod	71	RP-3028 Std Only	VINTAGE; 9.1360" O.A.L.
16	Push Rod, Bulk	71	BRP-3028 Std Only	VINTAGE; Carton of 100; 9.1360" O.A.L.
QTY	ROCKER PARTS	YEARS	PART NO.	DESCRIPTION
16	Arm Assy.	71	R-1032 Std Only	Incl. arm, ball & nut
16	Arm Assy., Bulk	71	R-1032B Std Only	Incl. arm, ball & nut; Carton of 64
16	Arm	71	R-849A Std Only	
16	Nut	71	MR-1934 Std Only	3/8" x 24 UNF
QTY	VALVE	YEARS	PART NO.	DESCRIPTION
8	Exhaust	71	V-1902 Std Only	VINTAGE; w/HO; Chrome plated stem; 1.7720" Head Dia., 0.3411" Stem Dia., 4.9764" O.A.L.
8	Intake	71	V-1920 Std Only	VINTAGE; Chrome plated stem; 2.1100" Head Dia., 0.3415" Stem Dia., 4.8800" O.A.L.
8	Intake	71	V-1903 Std Only	VINTAGE; w/HO; Chrome plated stem; 2.1100" Head Dia., 0.3420" Stem Dia., 4.9820" O.A.L.
QTY	VALVE SPRING	YEARS	PART NO.	DESCRIPTION
16	Spring	71	VS-651 Std Only	VINTAGE; Loc. Inner; 1.7600" Free Height
16	Spring	71	VS-665 Std Only	VINTAGE; Loc. Outer; 1.9400" Free Height
QTY	VALVE SEAL	YEARS	PART NO.	DESCRIPTION
16	Valve Stem Seal	71	MV-1233C Std Only	O-Ring; (RBB) Rubber
16	Valve Stem Seal	71	ST-2092 Std Only	Positive type, Metal Clad; (RBB) Rubber
16	Valve Stem Seal	71	ST-2003 Std Only	Positive type; Installation requires valve guide machining; (RBB) Rubber
16	Valve Stem Seal Bulk	71	MV-1233 Std Only	O-Ring; Carton of 100; (RBB) Rubber
16	Valve Stem Seal Bulk	71	ST-2003BC Std Only	Positive type; Installation requires valve guide machining; Carton of 100; (RBB) Rubber
QTY	VALVE SEAT	YEARS	PART NO.	DESCRIPTION
8	Seat	71	245-1750-2 Std Only	Loc. Exh.; Use w/V-1832 & V-1967; 1.7550" OD, 1.5000" ID, 0.2160" Depth
8	Seat	71	245-1750-2N Std Only	Loc. Exh.; Use w/V-1832 & V-1967; Premium Material; 1.7550" OD, 1.5000" ID, 0.2160" Depth
8	Seat	71	245-1812-1 Std Only	Loc. Exh.; Use w/V-1902; 1.8175" OD, 1.5625" ID, 0.2480" Depth
8	Seat	71	245-1812-1N Std Only	Loc. Exh.; Use w/V-1902; Premium Material; 1.8175" OD, 1.5625" ID, 0.2480" Depth
8	Seat	71	245-2125-2 Std Only	Loc. Int.; 2.1305" OD, 1.8750" ID, 0.2480" Depth
QTY	VALVE, MISC	YEARS	PART NO.	DESCRIPTION
32	Keeper	71	VK-115A Std Only	1 groove; Square cut key groove; Carton pack 24
32	Keeper	71	VK-115 Std Only	1 groove; Square cut key groove; Carton pack 32
32	Keeper	71	VK-115R Std Only	1 groove; Square cut key groove; Hardened
32	Keeper, Bulk	71	VK-115B Std Only	1 groove; Square cut key groove; Carton of 1000
16	Spring Insert	71	259-305A Std Only	.060"; Carton of 100
16	Spring Insert	71	259-305B Std Only	VINTAGE; .030"; Carton of 100
QTY	PISTON	YEARS	PART NO.	DESCRIPTION
8	POWERFORGED	71	L-2359NF Std-30-40-60	Powerforged; 0.980" Pin Dia.; 1 Ring 5/64 Groove, 1 Ring 1/16 Groove, 1 Ring 3/16 Groove, 1.497 CD, Flat, 4 reliefs; DUROSHIELD® skirt coated piston
QTY	RINGS	YEARS	PART NO.	DESCRIPTION
1	Premium Set	71	E-300K Std-30-40-60	VINTAGE; 1-5/64, 1-1/16, 1-3/16; Premium Moly
1	Standard Set	71	E-300X Std-30	VINTAGE; 1-5/64, 1-1/16, 1-3/16; Iron
QTY	ENGINE BEARINGS	YEARS	PART NO.	DESCRIPTION
1	Main Set	71	151M Std-10	Performance; 3/4 grooved
1	Main Set	71	4221M Std-10-20-30	VINTAGE; Overplated copper-lead alloy
1	Rod Set	71	8-7050CH Std-10-20	Performance
1	Rod Set	71	8-1555CPA Std-10-20-30-40	VINTAGE
8	Rod Pair	71	1555CPA Std-10-20-30-40	VINTAGE

VALVE TRAIN

VALVE TRAIN

BLOCK

BLOCK

(continued on next page)

GM Car (Incl. Buick, Cad., Chev., Olds., Pontiac)

455 7.5L (7456cc) OHV V8 H.O. (16 Valve) (Pontiac), 4.151" Bore (GMC Eng.), 4 Bbl. "Eng. Code WC" 1971 698
(cont.)

BLOCK	QTY	ENGINE BEARINGS	YEARS	PART NO.	DESCRIPTION
	1	Cam Set	71	1220M Std Only	
	1	Oil Pump	71	224-43364S	High Pressure; 3/4" inlet tube; Incl. screen
	1	Screen Assy.	71	224-11236	3/4" inlet tube
	1	Brass Block Plug Kit	71	381-8021	VINTAGE
	1	Steel Block Plug Kit	71	381-4020	
	1	Brass Deep Cup Freeze Plug	71	381-9010	0.938" Diameter
	1	Brass Deep Cup Freeze Plug	71	381-9026	1.953" Diameter
	1	Steel Deep Cup Freeze Plug	71	381-3077	0.906" Diameter
	1	Steel Deep Cup Freeze Plug	71	381-3133	1.500" Diameter, 0.375" Height
	1	Steel Deep Cup Freeze Plug	71	381-3054	19/32" Diameter
	1	Steel Deep Cup Freeze Plug	71	381-3112	2.063" Diameter
	1	Steel Deep Cup Freeze Plug	71	381-3131	2.094" Diameter

455 7.5L (7456cc) OHV V8 H.O. (16 Valve) (Pontiac), 4.151" Bore (GMC Eng.), 4 Bbl. "Eng. Code WL" 1971 699

VALVE TRAIN	QTY	TIMING	YEARS	PART NO.	DESCRIPTION
	1	3 Piece Set	71	KT3-350S	VINTAGE; 223-305, 223-371 not sold separately; (1) 222-350; (1) 223-305; (1) 223-371
	16	Lifter	71	HT-951 Std Only	Hyd.
	16	Lifter, Bulk	71	HT-951B Std Only	Hyd.; Carton of 128
	16	Push Rod	71	RP-3229R Std Only	Chrome-Moly; 9.1300" O.A.L.
	16	Push Rod	71	RP-3028 Std Only	VINTAGE; 9.1360" O.A.L.
	16	Push Rod, Bulk	71	BRP-3028 Std Only	VINTAGE; Carton of 100; 9.1360" O.A.L.
	16	Arm Assy.	71	R-1032 Std Only	Incl. arm, ball & nut
	16	Arm Assy., Bulk	71	R-1032B Std Only	Incl. arm, ball & nut; Carton of 64
	16	Arm	71	R-849A Std Only	
	16	Nut	71	MR-1934 Std Only	3/8" x 24 UNF
	8	Exhaust	71	V-1902 Std Only	VINTAGE; w/HO; Chrome plated stem; 1.7720" Head Dia., 0.3411" Stem Dia., 4.9764" O.A.L.
	8	Intake	71	V-1920 Std Only	VINTAGE; Chrome plated stem; 2.1100" Head Dia., 0.3415" Stem Dia., 4.8800" O.A.L.
	8	Intake	71	V-1903 Std Only	VINTAGE; w/HO; Chrome plated stem; 2.1100" Head Dia., 0.3420" Stem Dia., 4.9820" O.A.L.
	16	Spring	71	VS-651 Std Only	VINTAGE; Loc. Inner; 1.7600" Free Height
	16	Spring	71	VS-665 Std Only	VINTAGE; Loc. Outer; 1.9400" Free Height
	16	Valve Stem Seal	71	MV-1233C Std Only	O-Ring; (RBB) Rubber
	16	Valve Stem Seal	71	ST-2092 Std Only	Positive type, Metal Clad; (RBB) Rubber
	16	Valve Stem Seal	71	ST-2003 Std Only	Positive type; Installation requires valve guide machining; (RBB) Rubber
	16	Valve Stem Seal Bulk	71	MV-1233 Std Only	O-Ring; Carton of 100; (RBB) Rubber
	16	Valve Stem Seal Bulk	71	ST-2003BC Std Only	Positive type; Installation requires valve guide machining; Carton of 100; (RBB) Rubber
	8	Seat	71	245-1750-2 Std Only	Loc. Exh.; Use w/V-1832 & V-1967; 1.7550" OD, 1.5000" ID, 0.2160" Depth
	8	Seat	71	245-1750-2N Std Only	Loc. Exh.; Use w/V-1832 & V-1967; Premium Material; 1.7550" OD, 1.5000" ID, 0.2160" Depth
	8	Seat	71	245-1812-1 Std Only	Loc. Exh.; Use w/V-1902; 1.8175" OD, 1.5625" ID, 0.2480" Depth
	8	Seat	71	245-1812-1N Std Only	Loc. Exh.; Use w/V-1902; Premium Material; 1.8175" OD, 1.5625" ID, 0.2480" Depth
	8	Seat	71	245-2125-2 Std Only	Loc. Int.; 2.1305" OD, 1.8750" ID, 0.2480" Depth
	32	Keeper	71	VK-115A Std Only	1 groove; Square cut key groove; Carton pack 24
	32	Keeper	71	VK-115 Std Only	1 groove; Square cut key groove; Carton pack 32
	32	Keeper	71	VK-115R Std Only	1 groove; Square cut key groove; Hardened
	32	Keeper, Bulk	71	VK-115B Std Only	1 groove; Square cut key groove; Carton of 1000
	16	Spring Insert	71	259-305A Std Only	.060"; Carton of 100
	16	Spring Insert	71	259-305B Std Only	VINTAGE; .030"; Carton of 100

(continued on next page)

GM Car (Incl. Buick, Cad., Chev., Olds., Pontiac)

699 455 7.5L (7456cc) OHV V8 H.O. (16 Valve) (Pontiac), 4.151" Bore (GMC Eng.), 4 Bbl. "Eng. Code WL" 1971
(cont.)

BLOCK	QTY	PISTON	YEARS	PART NO.	DESCRIPTION	BLOCK
	8	POWERFORGED	71	L-2359NF Std-30-40-60	Powerforged; 0.980" Pin Dia.; 1 Ring 5/64 Groove, 1 Ring 1/16 Groove, 1 Ring 3/16 Groove, 1.497 CD, Flat, 4 reliefs; DUROSHIELD® skirt coated piston	
	1	Premium Set	71	E-300K Std-30-40-60	VINTAGE; 1-5/64, 1-1/16, 1-3/16; Premium Moly	
	1	Standard Set	71	E-300X Std-30	VINTAGE; 1-5/64, 1-1/16, 1-3/16; Iron	
	1	Main Set	71	151M Std-10	Performance; 3/4 grooved	
	1	Main Set	71	4221M Std-10-20-30	VINTAGE; Overplated copper-lead alloy	
	1	Rod Set	71	8-7050CH Std-10-20	Performance	
	1	Rod Set	71	8-1555CPA Std-10-20-30-40	VINTAGE	
	8	Rod Pair	71	1555CPA Std-10-20-30-40	VINTAGE	
	1	Cam Set	71	1220M Std Only		
	1	Oil Pump	71	224-43364S	High Pressure; 3/4" inlet tube; Incl. screen	
	1	Screen Assy.	71	224-11236	3/4" inlet tube	
	1	Brass Block Plug Kit	71	381-8021	VINTAGE	
	1	Steel Block Plug Kit	71	381-4020		
	1	Brass Deep Cup Freeze Plug	71	381-9010	0.938" Diameter	
	1	Brass Deep Cup Freeze Plug	71	381-9026	1.953" Diameter	
	1	Steel Deep Cup Freeze Plug	71	381-3077	0.906" Diameter	
	1	Steel Deep Cup Freeze Plug	71	381-3133	1.500" Diameter, 0.375" Height	
	1	Steel Deep Cup Freeze Plug	71	381-3054	19/32" Diameter	
	1	Steel Deep Cup Freeze Plug	71	381-3112	2.063" Diameter	
	1	Steel Deep Cup Freeze Plug	71	381-3131	2.094" Diameter	

700 455 7.5L (7456cc) OHV V8 H.O. (16 Valve) (Pontiac), 4.151" Bore (GMC Eng.), 4 Bbl. "Eng. Code YA" 1971

VALVE TRAIN	QTY	TIMING	YEARS	PART NO.	DESCRIPTION	VALVE TRAIN
	1	3 Piece Set	71	KT3-350S	VINTAGE; 223-305, 223-371 not sold separately; (1) 222-350; (1) 223-305; (1) 223-371	
	16	Lifter	71	HT-951 Std Only	Hyd.	
	16	Lifter, Bulk	71	HT-951B Std Only	Hyd.; Carton of 128	
	16	Push Rod	71	RP-3229R Std Only	Chrome-Moly; 9.1300" O.A.L.	
	16	Push Rod	71	RP-3028 Std Only	VINTAGE; 9.1360" O.A.L.	
	16	Push Rod, Bulk	71	BRP-3028 Std Only	VINTAGE; Carton of 100; 9.1360" O.A.L.	
	16	Arm Assy.	71	R-1032 Std Only	Incl. arm, ball & nut	
	16	Arm Assy., Bulk	71	R-1032B Std Only	Incl. arm, ball & nut; Carton of 64	
	16	Arm	71	R-849A Std Only		
	16	Nut	71	MR-1934 Std Only	3/8" x 24 UNF	
	8	Exhaust	71	V-1902 Std Only	VINTAGE; w/HO; Chrome plated stem; 1.7720" Head Dia., 0.3411" Stem Dia., 4.9764" O.A.L.	
	8	Intake	71	V-1920 Std Only	VINTAGE; Chrome plated stem; 2.1100" Head Dia., 0.3415" Stem Dia., 4.8800" O.A.L.	
	8	Intake	71	V-1903 Std Only	VINTAGE; w/HO; Chrome plated stem; 2.1100" Head Dia., 0.3420" Stem Dia., 4.9820" O.A.L.	
	16	Spring	71	VS-651 Std Only	VINTAGE; Loc. Inner; 1.7600" Free Height	
	16	Spring	71	VS-665 Std Only	VINTAGE; Loc. Outer; 1.9400" Free Height	
	16	Valve Stem Seal	71	MV-1233C Std Only	O-Ring; (RBB) Rubber	
	16	Valve Stem Seal	71	ST-2092 Std Only	Positive type, Metal Clad; (RBB) Rubber	
	16	Valve Stem Seal	71	ST-2003 Std Only	Positive type; Installation requires valve guide machining; (RBB) Rubber	
	16	Valve Stem Seal Bulk	71	MV-1233 Std Only	O-Ring; Carton of 100; (RBB) Rubber	
	16	Valve Stem Seal Bulk	71	ST-2003BC Std Only	Positive type; Installation requires valve guide machining; Carton of 100; (RBB) Rubber	
	8	Seat	71	245-1750-2 Std Only	Loc. Exh.; Use w/V-1832 & V-1967; 1.7550" OD, 1.5000" ID, 0.2160" Depth	
	8	Seat	71	245-1750-2N Std Only	Loc. Exh.; Use w/V-1832 & V-1967; Premium Material; 1.7550" OD, 1.5000" ID, 0.2160" Depth	
	8	Seat	71	245-1812-1 Std Only	Loc. Exh.; Use w/V-1902; 1.8175" OD, 1.5625" ID, 0.2480" Depth	

(continued on next page)

GM Car (Incl. Buick, Cad., Chev., Olds., Pontiac)

455 7.5L (7456cc) OHV V8 H.O. (16 Valve) (Pontiac), 4.151" Bore (GMC Eng.), 4 Bbl. "Eng. Code YA" 1971 700
(cont.)

QTY	VALVE SEAT (cont.)	YEARS	PART NO.	DESCRIPTION
8	Seat	71	245-1812-1N Std Only	Loc. Exh.; Use w/V-1902; Premium Material; 1.8175" OD, 1.5625" ID, 0.2480" Depth
8	Seat	71	245-2125-2 Std Only	Loc. Int.; 2.1305" OD, 1.8750" ID, 0.2480" Depth
QTY	VALVE, MISC	YEARS	PART NO.	DESCRIPTION
32	Keeper	71	VK-115A Std Only	1 groove; Square cut key groove; Carton pack 24
32	Keeper	71	VK-115 Std Only	1 groove; Square cut key groove; Carton pack 32
32	Keeper	71	VK-115R Std Only	1 groove; Square cut key groove; Hardened
32	Keeper, Bulk	71	VK-115B Std Only	1 groove; Square cut key groove; Carton of 1000
16	Spring Insert	71	259-305A Std Only	.060"; Carton of 100
16	Spring Insert	71	259-305B Std Only	VINTAGE; .030"; Carton of 100
QTY	PISTON	YEARS	PART NO.	DESCRIPTION
8	POWERFORGED	71	L-2359NF Std-30-40-60	Powerforged; 0.980" Pin Dia.; 1 Ring 5/64 Groove, 1 Ring 1/16 Groove, 1 Ring 3/16 Groove, 1.497 CD, Flat, 4 reliefs; DUROSHIELD® skirt coated piston
QTY	RINGS	YEARS	PART NO.	DESCRIPTION
1	Premium Set	71	E-300K Std-30-40-60	VINTAGE; 1-5/64, 1-1/16, 1-3/16; Premium Moly
1	Standard Set	71	E-300X Std-30	VINTAGE; 1-5/64, 1-1/16, 1-3/16; Iron
QTY	ENGINE BEARINGS	YEARS	PART NO.	DESCRIPTION
1	Main Set	71	151M Std-10	Performance; 3/4 grooved
1	Main Set	71	4221M Std-10-20-30	VINTAGE; Overplated copper-lead alloy
1	Rod Set	71	8-7050CH Std-10-20	Performance
1	Rod Set	71	8-1555CPA Std-10-20-30-40	VINTAGE
8	Rod Pair	71	1555CPA Std-10-20-30-40	VINTAGE
1	Cam Set	71	1220M Std Only	
QTY	OIL PUMP	YEARS	PART NO.	DESCRIPTION
1	Oil Pump	71	224-43364S	High Pressure; 3/4" inlet tube; Incl. screen
1	Screen Assy.	71	224-11236	3/4" inlet tube
QTY	FREEZE PLUGS	YEARS	PART NO.	DESCRIPTION
1	Brass Block Plug Kit	71	381-8021	VINTAGE
1	Steel Block Plug Kit	71	381-4020	
1	Brass Deep Cup Freeze Plug	71	381-9010	0.938" Diameter
1	Brass Deep Cup Freeze Plug	71	381-9026	1.953" Diameter
1	Steel Deep Cup Freeze Plug	71	381-3077	0.906" Diameter
1	Steel Deep Cup Freeze Plug	71	381-3133	1.500" Diameter, 0.375" Height
1	Steel Deep Cup Freeze Plug	71	381-3054	19/32" Diameter
1	Steel Deep Cup Freeze Plug	71	381-3112	2.063" Diameter
1	Steel Deep Cup Freeze Plug	71	381-3131	2.094" Diameter

455 7.5L (7456cc) OHV V8 H.O. (16 Valve) (Pontiac), 4.151" Bore (GMC Eng.), 4 Bbl. "Eng. Code YE" 1971 701

QTY	TIMING	YEARS	PART NO.	DESCRIPTION
1	3 Piece Set	71	KT3-350S	VINTAGE; 223-305, 223-371 not sold separately; (1) 222-350; (1) 223-305; (1) 223-371
QTY	CAMSHAFT/LIFTER	YEARS	PART NO.	DESCRIPTION
16	Lifter	71	HT-951 Std Only	Hyd.
16	Lifter, Bulk	71	HT-951B Std Only	Hyd.; Carton of 128
QTY	PUSH ROD	YEARS	PART NO.	DESCRIPTION
16	Push Rod	71	RP-3229R Std Only	Chrome-Moly; 9.1300" O.A.L.
16	Push Rod	71	RP-3028 Std Only	VINTAGE; 9.1360" O.A.L.
16	Push Rod, Bulk	71	BRP-3028 Std Only	VINTAGE; Carton of 100; 9.1360" O.A.L.
QTY	ROCKER PARTS	YEARS	PART NO.	DESCRIPTION
16	Arm Assy.	71	R-1032 Std Only	Incl. arm, ball & nut
16	Arm Assy., Bulk	71	R-1032B Std Only	Incl. arm, ball & nut; Carton of 64
16	Arm	71	R-849A Std Only	
16	Nut	71	MR-1934 Std Only	3/8" x 24 UNF
QTY	VALVE	YEARS	PART NO.	DESCRIPTION
8	Exhaust	71	V-1902 Std Only	VINTAGE; w/HO; Chrome plated stem; 1.7720" Head Dia., 0.3411" Stem Dia., 4.9764" O.A.L.
8	Intake	71	V-1920 Std Only	VINTAGE; Chrome plated stem; 2.1100" Head Dia., 0.3415" Stem Dia., 4.8800" O.A.L.
8	Intake	71	V-1903 Std Only	VINTAGE; w/HO; Chrome plated stem; 2.1100" Head Dia., 0.3420" Stem Dia., 4.9820" O.A.L.
QTY	VALVE SPRING	YEARS	PART NO.	DESCRIPTION
16	Spring	71	VS-651 Std Only	VINTAGE; Loc. Inner; 1.7600" Free Height
16	Spring	71	VS-665 Std Only	VINTAGE; Loc. Outer; 1.9400" Free Height
QTY	VALVE SEAL	YEARS	PART NO.	DESCRIPTION
16	Valve Stem Seal	71	MV-1233C Std Only	O-Ring; (RBB) Rubber
16	Valve Stem Seal	71	ST-2092 Std Only	Positive type, Metal Clad; (RBB) Rubber

(continued on next page)

GM Car (Incl. Buick, Cad., Chev., Olds., Pontiac)

701 455 7.5L (7456cc) OHV V8 H.O. (16 Valve) (Pontiac), 4.151" Bore (GMC Eng.), 4 Bbl. "Eng. Code YE" 1971
(cont.)

VALVE TRAIN	QTY	VALVE SEAL (cont.)	YEARS	PART NO.	DESCRIPTION	VALVE TRAIN
	16	Valve Stem Seal	71	ST-2003 Std Only	Positive type; Installation requires valve guide machining; (RBB) Rubber	
	16	Valve Stem Seal Bulk	71	MV-1233 Std Only	O-Ring; Carton of 100; (RBB) Rubber	
	16	Valve Stem Seal Bulk	71	ST-2003BC Std Only	Positive type; Installation requires valve guide machining; Carton of 100; (RBB) Rubber	
VALVE TRAIN	QTY	VALVE SEAT	YEARS	PART NO.	DESCRIPTION	VALVE TRAIN
	8	Seat	71	245-1750-2 Std Only	Loc. Exh.; Use w/V-1832 & V-1967; 1.7550" OD, 1.5000" ID, 0.2160" Depth	
	8	Seat	71	245-1750-2N Std Only	Loc. Exh.; Use w/V-1832 & V-1967; Premium Material; 1.7550" OD, 1.5000" ID, 0.2160" Depth	
	8	Seat	71	245-1812-1 Std Only	Loc. Exh.; Use w/V-1902; 1.8175" OD, 1.5625" ID, 0.2480" Depth	
	8	Seat	71	245-1812-1N Std Only	Loc. Exh.; Use w/V-1902; Premium Material; 1.8175" OD, 1.5625" ID, 0.2480" Depth	
	8	Seat	71	245-2125-2 Std Only	Loc. Int.; 2.1305" OD, 1.8750" ID, 0.2480" Depth	
VALVE TRAIN	QTY	VALVE, MISC	YEARS	PART NO.	DESCRIPTION	VALVE TRAIN
	32	Keeper	71	VK-115A Std Only	1 groove; Square cut key groove; Carton pack 24	
	32	Keeper	71	VK-115 Std Only	1 groove; Square cut key groove; Carton pack 32	
	32	Keeper	71	VK-115R Std Only	1 groove; Square cut key groove; Hardened	
	32	Keeper, Bulk	71	VK-115B Std Only	1 groove; Square cut key groove; Carton of 1000	
	16	Spring Insert	71	259-305A Std Only	.060"; Carton of 100	
	16	Spring Insert	71	259-305B Std Only	VINTAGE; .030"; Carton of 100	
BLOCK	QTY	PISTON	YEARS	PART NO.	DESCRIPTION	BLOCK
	8	POWERFORGED	71	L-2359NF Std-30-40-60	Powerforged; 0.980" Pin Dia.; 1 Ring 5/64 Groove, 1 Ring 1/16 Groove, 1 Ring 3/16 Groove, 1.497 CD, Flat, 4 reliefs; DUROSHIELD® skirt coated piston	
BLOCK	QTY	RINGS	YEARS	PART NO.	DESCRIPTION	BLOCK
	1	Premium Set	71	E-300K Std-30-40-60	VINTAGE; 1-5/64, 1-1/16, 1-3/16; Premium Moly	
	1	Standard Set	71	E-300X Std-30	VINTAGE; 1-5/64, 1-1/16, 1-3/16; Iron	
BLOCK	QTY	ENGINE BEARINGS	YEARS	PART NO.	DESCRIPTION	BLOCK
	1	Main Set	71	151M Std-10	Performance; 3/4 grooved	
	1	Main Set	71	4221M Std-10-20-30	VINTAGE; Overplated copper-lead alloy	
	1	Rod Set	71	8-7050CH Std-10-20	Performance	
	1	Rod Set	71	8-1555CPA Std-10-20-30-40	VINTAGE	
	8	Rod Pair	71	1555CPA Std-10-20-30-40	VINTAGE	
	1	Cam Set	71	1220M Std Only	VINTAGE	
BLOCK	QTY	OIL PUMP	YEARS	PART NO.	DESCRIPTION	BLOCK
	1	Oil Pump	71	224-43364S	High Pressure; 3/4" inlet tube; Incl. screen	
	1	Oil Pump	71	224-43629	Pontiac Firebird Trans Am; VINTAGE; 30% more pressure than 22443364S	
	1	Screen Assy.	71	224-11236	3/4" inlet tube	
BLOCK	QTY	FREEZE PLUGS	YEARS	PART NO.	DESCRIPTION	BLOCK
	1	Brass Block Plug Kit	71	381-8021	VINTAGE	
	1	Steel Block Plug Kit	71	381-4020	VINTAGE	
	1	Brass Deep Cup Freeze Plug	71	381-9010	0.938" Diameter	
	1	Brass Deep Cup Freeze Plug	71	381-9026	1.953" Diameter	
	1	Steel Deep Cup Freeze Plug	71	381-3077	0.906" Diameter	
	1	Steel Deep Cup Freeze Plug	71	381-3133	1.500" Diameter, 0.375" Height	
	1	Steel Deep Cup Freeze Plug	71	381-3054	19/32" Diameter	
	1	Steel Deep Cup Freeze Plug	71	381-3112	2.063" Diameter	
	1	Steel Deep Cup Freeze Plug	71	381-3131	2.094" Diameter	

702 455 7.5L (7456cc) OHV V8 Super Duty (16 Valve) (Pontiac), 4.151" Bore (GMC Eng.), 4 Bbl. "VIN X" 1974-1973

QTY	TIMING	YEARS	PART NO.	DESCRIPTION
1	3 Piece Set	74-73	KT3-350S	VINTAGE; 223-305, 223-371 not sold separately; (1) 222-350; (1) 223-305; (1) 223-371
QTY	CAMSHAFT/LIFTER	YEARS	PART NO.	DESCRIPTION
16	Lifter	74-73	HT-951 Std Only	Hyd.
16	Lifter, Bulk	74-73	HT-951B Std Only	Hyd.; Carton of 128
QTY	PUSH ROD	YEARS	PART NO.	DESCRIPTION
16	Push Rod	74-73	RP-3229R Std Only	Chrome-Moly; 9.1300" O.A.L.
16	Push Rod	74-73	RP-3028 Std Only	VINTAGE; 9.1360" O.A.L.
16	Push Rod, Bulk	74-73	BRP-3028 Std Only	VINTAGE; Carton of 100; 9.1360" O.A.L.
QTY	ROCKER PARTS	YEARS	PART NO.	DESCRIPTION
16	Arm Assy.	74-73	R-1032 Std Only	Incl. arm, ball & nut
16	Arm Assy., Bulk	74-73	R-1032B Std Only	Incl. arm, ball & nut; Carton of 64
16	Arm	74-73	R-849A Std Only	

(continued on next page)

GM Car (Incl. Buick, Cad., Chev., Olds., Pontiac)

**455 7.5L (7456cc) OHV V8 Super Duty (16 Valve) (Pontiac), 4.151" Bore (GMC Eng.), 4 Bbl. "VIN X" 702
1974-1973 (cont.)**

QTY	ROCKER PARTS (cont.)	YEARS	PART NO.	DESCRIPTION
16	Nut	74-73	MR-1934 Std Only	3/8" x 24 UNF
QTY	VALVE	YEARS	PART NO.	DESCRIPTION
8	Intake	74-73	V-1920 Std Only	VINTAGE; Chrome plated stem; 2.1100" Head Dia., 0.3415" Stem Dia., 4.8800" O.A.L.
QTY	VALVE SPRING	YEARS	PART NO.	DESCRIPTION
16	Spring	74-73	VS-1580 Std Only	Inner and outer assy.; 1.9800" Free Height
QTY	VALVE SEAL	YEARS	PART NO.	DESCRIPTION
16	Valve Stem Seal	74-73	MV-1233C Std Only	O-Ring; (RBB) Rubber
16	Valve Stem Seal	74-73	ST-2092 Std Only	Positive type, Metal Clad; (RBB) Rubber
16	Valve Stem Seal	74-73	ST-2003 Std Only	Positive type; Installation requires valve guide machining; (RBB) Rubber
16	Valve Stem Seal Bulk	74-73	MV-1233 Std Only	O-Ring; Carton of 100; (RBB) Rubber
16	Valve Stem Seal Bulk	74-73	ST-2003BC Std Only	Positive type; Installation requires valve guide machining; Carton of 100; (RBB) Rubber
QTY	VALVE SEAT	YEARS	PART NO.	DESCRIPTION
8	Seat	74-73	245-1750-2 Std Only	Loc. Exh.; Use w/V-1832 & V-1967; 1.7550" OD, 1.5000" ID, 0.2160" Depth
8	Seat	74-73	245-1750-2N Std Only	Loc. Exh.; Use w/V-1832 & V-1967; Premium Material; 1.7550" OD, 1.5000" ID, 0.2160" Depth
8	Seat	74-73	245-1812-1 Std Only	Loc. Exh.; Use w/V-1902; 1.8175" OD, 1.5625" ID, 0.2480" Depth
8	Seat	74-73	245-1812-1N Std Only	Loc. Exh.; Use w/V-1902; Premium Material; 1.8175" OD, 1.5625" ID, 0.2480" Depth
8	Seat	74-73	245-2125-2 Std Only	Loc. Int.; 2.1305" OD, 1.8750" ID, 0.2480" Depth
QTY	VALVE, MISC	YEARS	PART NO.	DESCRIPTION
32	Keeper	74-73	VK-115A Std Only	1 groove; Square cut key groove; Carton pack 24
32	Keeper	74-73	VK-115 Std Only	1 groove; Square cut key groove; Carton pack 32
32	Keeper	74-73	VK-115R Std Only	1 groove; Square cut key groove; Hardened
32	Keeper, Bulk	74-73	VK-115B Std Only	1 groove; Square cut key groove; Carton of 1000
16	Spring Insert	74-73	259-305A Std Only	.060"; Carton of 100
16	Spring Insert	74-73	259-305B Std Only	VINTAGE; .030"; Carton of 100
QTY	RINGS	YEARS	PART NO.	DESCRIPTION
1	Premium Set	74-73	E-300K Std-30-40-60	VINTAGE; 1-5/64, 1-1/16, 1-3/16; Premium Moly
1	Standard Set	74-73	E-300X Std-30	VINTAGE; 1-5/64, 1-1/16, 1-3/16; Iron
QTY	ENGINE BEARINGS	YEARS	PART NO.	DESCRIPTION
1	Main Set	74-73	151M Std-10	Performance; 3/4 grooved
1	Main Set	74-73	4221M Std-10-20-30	VINTAGE; Overplated copper-lead alloy
1	Rod Set	74-73	8-7050CH Std-10-20	Performance
1	Rod Set	74-73	8-1555CPA Std-10-20-30-40	VINTAGE
8	Rod Pair	74-73	1555CPA Std-10-20-30-40	VINTAGE
1	Cam Set	74-73	1220M Std Only	
QTY	OIL PUMP	YEARS	PART NO.	DESCRIPTION
1	Oil Pump	74-73	224-43364S	High Pressure; 3/4" inlet tube; Incl. screen
1	Oil Pump	74	224-43629	Pontiac Firebird Formula, Trans Am; VINTAGE; 30% more pressure than 22443364S
1	Oil Pump	73	224-43629	Pontiac Firebird Formula, Trans Am, Grand Am Base; VINTAGE; 30% more pressure than 22443364S
1	Screen Assy.	74-73	224-11236	3/4" inlet tube
QTY	FREEZE PLUGS	YEARS	PART NO.	DESCRIPTION
1	Brass Block Plug Kit	74-73	381-8021	VINTAGE
1	Steel Block Plug Kit	74-73	381-4020	
1	Brass Deep Cup Freeze Plug	74-73	381-9010	0.938" Diameter
1	Brass Deep Cup Freeze Plug	74-73	381-9026	1.953" Diameter
1	Steel Deep Cup Freeze Plug	74-73	381-3077	0.906" Diameter
1	Steel Deep Cup Freeze Plug	74-73	381-3133	1.500" Diameter, 0.375" Height
1	Steel Deep Cup Freeze Plug	74-73	381-3054	19/32" Diameter
1	Steel Deep Cup Freeze Plug	74-73	381-3112	2.063" Diameter
1	Steel Deep Cup Freeze Plug	74-73	381-3131	2.094" Diameter
455 7.5L (7456cc) OHV V8 (16 Valve) (Buick), 4.3125" Bore (GMC Eng.), 2 Bbl. "VIN P" 1974 703				
QTY	TIMING	YEARS	PART NO.	DESCRIPTION
1	3 Piece Set	74	KT3-498S	VINTAGE; 223-398 not sold separately
1	Timing Chain	74	222-498	48 Links
QTY	CAMSHAFT/LIFTER	YEARS	PART NO.	DESCRIPTION
1	Camshaft	74	CS-586	VINTAGE; Hydraulic, (050) Duration at .050 Lobe Lift, 225 Exh., 194 Int., 117 Degrees Lobe Separation
1	Prelube		55-403 Std Only	1.5 oz. packet
1	Prelube		55-400 Std Only	4 oz. bottle; 1.5 oz. packet No. 55-403 also avail.

(continued on next page)

GM Car (Incl. Buick, Cad., Chev., Olds., Pontiac)

703 455 7.5L (7456cc) OHV V8 (16 Valve) (Buick), 4.3125" Bore (GMC Eng.), 2 Bbl. "VIN P" 1974
(cont.)

	CAMSHAFT/LIFTER	YEARS	PART NO.	DESCRIPTION
QTY	(cont.)			
	16 Lifter	74	HT-969 Std Only	Hyd.; w/.440" wide oil groove
16	Lifter, Bulk	74	HT-969B Std Only	Hyd.; Carton of 128
QTY	PUSH ROD	YEARS	PART NO.	DESCRIPTION
16	Push Rod	74	RP-3179 Std Only	VINTAGE; 9.3780" O.A.L.
QTY	ROCKER PARTS	YEARS	PART NO.	DESCRIPTION
8	Arm Assy.	74	R-870 Std Only	Loc. L.H.; Incl. arm & retainer; Stamped steel
8	Arm	74	R-870W Std Only	Loc. L.H.; Stamped steel
8	Retainer	74	MR-1829 Std Only	Loc. L.H.
QTY	VALVE	YEARS	PART NO.	DESCRIPTION
8	Exhaust	74	V-1799 Std Only	VINTAGE; Chrome plated stem; 1.6250" Head Dia., 0.3725" Stem Dia., 5.1620" O.A.L.
8	Intake	74	V-1800 Std Only	VINTAGE; Chrome plated stem; 2.0000" Head Dia., 0.3725" Stem Dia., 5.1370" O.A.L.
QTY	VALVE GUIDE	YEARS	PART NO.	DESCRIPTION
8	Guide	74	VG-5062 Std Only	Loc. Int.; 0.3735" ID, 2.3800" O.A.L
QTY	VALVE SPRING	YEARS	PART NO.	DESCRIPTION
8	Spring	74	VS-712 Std Only	VINTAGE; Loc. Exh.; Incl. damper; 2.2000" Free Height
8	Spring	74	VS-712 Std Only	VINTAGE; Loc. Int.; Incl. damper; 2.2000" Free Height
QTY	VALVE SEAL	YEARS	PART NO.	DESCRIPTION
16	Valve Stem Seal	74	ST-2002 Std Only	Installation requires valve guide machining; (PLY) Polyacrylate
16	Valve Stem Seal Bulk	74	ST-2002BC Std Only	Positive type; Installation requires valve guide machining; Carton of 100; (PLY) Polyacrylate
QTY	VALVE SEAT	YEARS	PART NO.	DESCRIPTION
8	Seat	74	245-1750-2 Std Only	Loc. Exh.; Use w/V-1799; 1.7550" OD, 1.5000" ID, 0.2160" Depth
8	Seat	74	245-1750-2N Std Only	Loc. Exh.; Use w/V-1799; Premium Material; 1.7550" OD, 1.5000" ID, 0.2160" Depth
8	Seat	74	245-2125-2 Std Only	Loc. Int.; Use w/V-1800; 2.1305" OD, 1.8750" ID, 0.2480" Depth
QTY	VALVE, MISC	YEARS	PART NO.	DESCRIPTION
32	Keeper	74	VK-97 Std Only	VINTAGE; 1 groove; Square cut key groove
16	Spring Insert	74	259-100A Std Only	.060"; Carton of 100
16	Spring Insert	74	259-100B Std Only	VINTAGE; .030"; Carton of 100
QTY	PISTON	YEARS	PART NO.	DESCRIPTION
8	Cast Piston	74	392AP Std-30-40-60	VINTAGE; Cast; .9999" Pin Dia.; 2 Rings 5/64 Groove, 1 Ring 3/16 Groove, 1.955 CD, Recessed Head .230 deep x 3.610 dia.
8	Cast Piston - Individual	74	W392AP Std-30-40-60	VINTAGE; Cast; .9999" Pin Dia.; 2 Rings 5/64 Groove, 1 Ring 3/16 Groove, 1.955 CD, Recessed Head .230 deep x 3.610 dia.
QTY	RINGS	YEARS	PART NO.	DESCRIPTION
1	Premium Set	74	E-289K Std-30-40-60	VINTAGE; 2-5/64, 1-3/16; Premium Moly
1	Standard Set	74	E-289X Std-30	VINTAGE; 2-5/64, 1-3/16; Iron
QTY	ENGINE BEARINGS	YEARS	PART NO.	DESCRIPTION
1	Main Set	74	157M Std-1-10	Performance
1	Main Set	74	4664M Std-10-20-30	VINTAGE
1	Rod Set	74	8-7260CH Std-10	Performance
1	Rod Set	74	8-3320CP Std-10-20-30	VINTAGE
8	Rod Pair	74	3320CP Std-10-20-30	VINTAGE
1	Cam Set	74	1422M Std Only	VINTAGE; w/oil hole
QTY	OIL PUMP	YEARS	PART NO.	DESCRIPTION
1	Pump Repair Kit	74	224-518TP	Thrust plate kit; Provides new wear surface for scored or worn housing cover; Contains necessary screws, gskts. and instructions
1	Pump Repair Kit	74	224-519	VINTAGE
QTY	GASKETS	YEARS	PART NO.	DESCRIPTION
1	Kit Gasket Set	74	260-1150	VINTAGE; Int. manifold gskt. not incl.; Premium valve stem seals incl.
1	Valley Pan Gasket Set	74	260-4023	VINTAGE
QTY	FREEZE PLUGS	YEARS	PART NO.	DESCRIPTION
1	Brass Block Plug Kit	74	381-8003	VINTAGE
1	Steel Shallow Cup Freeze Plug	74	381-2189	
1	Steel Shallow Cup Freeze Plug	74	381-2172	1.922" Diameter

VALVE TRAIN

VALVE TRAIN

BLOCK

BLOCK

GM Car (Incl. Buick, Cad., Chev., Olds., Pontiac)

455 7.5L (7456cc) OHV V8 (16 Valve) (Buick), 4.3125" Bore (GMC Eng.), 2 Bbl. "VIN R" 1974 704

QTY	TIMING	YEARS	PART NO.	DESCRIPTION
1	3 Piece Set	74	KT3-498S	VINTAGE; 223-398 not sold separately
1	Timing Chain	74	222-498	48 Links
QTY	CAMSHAFT/LIFTER	YEARS	PART NO.	DESCRIPTION
1	Camshaft	74	CS-586	VINTAGE; Hydraulic, (050) Duration at .050 Lobe Lift, 225 Exh., 194 Int., 117 Degrees Lobe Separation
1	Prelube		55-403 Std Only	1.5 oz. packet
1	Prelube		55-400 Std Only	4 oz. bottle; 1.5 oz. packet No. 55-403 also avail.
16	Lifter	74	HT-969 Std Only	Hyd.; w/.440" wide oil groove
16	Lifter, Bulk	74	HT-969B Std Only	Hyd.; Carton of 128
QTY	PUSH ROD	YEARS	PART NO.	DESCRIPTION
16	Push Rod	74	RP-3179 Std Only	VINTAGE; 9.3780" O.A.L.
QTY	ROCKER PARTS	YEARS	PART NO.	DESCRIPTION
8	Arm Assy.	74	R-870 Std Only	Loc. L.H.; Incl. arm & retainer; Stamped steel
8	Arm	74	R-870W Std Only	Loc. L.H.; Stamped steel
8	Retainer	74	MR-1829 Std Only	Loc. L.H.
QTY	VALVE	YEARS	PART NO.	DESCRIPTION
8	Exhaust	74	V-1799 Std Only	VINTAGE; Chrome plated stem; 1.6250" Head Dia., 0.3725" Stem Dia., 5.1620" O.A.L.
8	Intake	74	V-1800 Std Only	VINTAGE; Chrome plated stem; 2.0000" Head Dia., 0.3725" Stem Dia., 5.1370" O.A.L.
QTY	VALVE GUIDE	YEARS	PART NO.	DESCRIPTION
8	Guide	74	VG-5062 Std Only	Loc. Int.; 0.3735" ID, 2.3800" O.A.L.
QTY	VALVE SPRING	YEARS	PART NO.	DESCRIPTION
8	Spring	74	VS-712 Std Only	VINTAGE; Loc. Exh.; Incl. damper; 2.2000" Free Height
8	Spring	74	VS-712 Std Only	VINTAGE; Loc. Int.; Incl. damper; 2.2000" Free Height
QTY	VALVE SEAL	YEARS	PART NO.	DESCRIPTION
16	Valve Stem Seal	74	ST-2002 Std Only	Installation requires valve guide machining; (PLY) Polyacrylate
16	Valve Stem Seal Bulk	74	ST-2002BC Std Only	Positive type; Installation requires valve guide machining; Carton of 100; (PLY) Polyacrylate
QTY	VALVE SEAT	YEARS	PART NO.	DESCRIPTION
8	Seat	74	245-1750-2 Std Only	Loc. Exh.; Use w/V-1799; 1.7550" OD, 1.5000" ID, 0.2160" Depth
8	Seat	74	245-1750-2N Std Only	Loc. Exh.; Use w/V-1799; Premium Material; 1.7550" OD, 1.5000" ID, 0.2160" Depth
8	Seat	74	245-2125-2 Std Only	Loc. Int.; Use w/V-1800; 2.1305" OD, 1.8750" ID, 0.2480" Depth
QTY	VALVE, MISC	YEARS	PART NO.	DESCRIPTION
32	Keeper	74	VK-97 Std Only	VINTAGE; 1 groove; Square cut key groove
16	Spring Insert	74	259-100A Std Only	.060"; Carton of 100
16	Spring Insert	74	259-100B Std Only	VINTAGE; .030"; Carton of 100
QTY	PISTON	YEARS	PART NO.	DESCRIPTION
8	Cast Piston	74	392AP Std-30-40-60	VINTAGE; Cast; .9999" Pin Dia.; 2 Rings 5/64 Groove, 1 Ring 3/16 Groove, 1.955 CD, Recessed Head .230 deep x 3.610 dia.
8	Cast Piston - Individual	74	W392AP Std-30-40-60	VINTAGE; Cast; .9999" Pin Dia.; 2 Rings 5/64 Groove, 1 Ring 3/16 Groove, 1.955 CD, Recessed Head .230 deep x 3.610 dia.
QTY	RINGS	YEARS	PART NO.	DESCRIPTION
1	Premium Set	74	E-289K Std-30-40-60	VINTAGE; 2-5/64, 1-3/16; Premium Moly
1	Standard Set	74	E-289X Std-30	VINTAGE; 2-5/64, 1-3/16; Iron
QTY	ENGINE BEARINGS	YEARS	PART NO.	DESCRIPTION
1	Main Set	74	157M Std-1-10	Performance
1	Main Set	74	4664M Std-10-20-30	VINTAGE
1	Rod Set	74	8-7260CH Std-10	Performance
1	Rod Set	74	8-3320CP Std-10-20-30	VINTAGE
8	Rod Pair	74	3320CP Std-10-20-30	VINTAGE
1	Cam Set	74	1422M Std Only	VINTAGE; w/oil hole
QTY	OIL PUMP	YEARS	PART NO.	DESCRIPTION
1	Pump Repair Kit	74	224-518TP	Thrust plate kit; Provides new wear surface for scored or worn housing cover; Contains necessary screws, gskts. and instructions
1	Pump Repair Kit	74	224-519	VINTAGE
QTY	GASKETS	YEARS	PART NO.	DESCRIPTION
1	Kit Gasket Set	74	260-1150	VINTAGE; Int. manifold gskt. not incl.; Premium valve stem seals incl.
1	Valley Pan Gasket Set	74	260-4023	VINTAGE

(continued on next page)

GM Car (Incl. Buick, Cad., Chev., Olds., Pontiac)

704 455 7.5L (7456cc) OHV V8 (16 Valve) (Buick), 4.3125" Bore (GMC Eng.), 2 Bbl. "VIN R" 1974
(cont.)

QTY	FREEZE PLUGS	YEARS	PART NO.	DESCRIPTION
1	Brass Block Plug Kit	74	381-8003	VINTAGE
1	Steel Shallow Cup Freeze Plug	74	381-2189	
1	Steel Shallow Cup Freeze Plug	74	381-2172	1.922" Diameter

705 455 7.5L (7456cc) OHV V8 (16 Valve) (Buick), 4.3125" Bore (GMC Eng.), 4 Bbl. "VIN T" 1976-1972

QTY	TIMING	YEARS	PART NO.	DESCRIPTION
1	3 Piece Set	76-72	KT3-498S	VINTAGE; 223-398 not sold separately
1	Timing Chain	76-72	222-498	48 Links
QTY	CAMSHAFT/LIFTER	YEARS	PART NO.	DESCRIPTION
1	Camshaft	76-75	CS-586	VINTAGE; Hydraulic, (050) Duration at .050 Lobe Lift, 225 Exh., 194 Int., 117 Degrees Lobe Separation
1	Camshaft	74-72	CS-586	Exc. Buick Riviera Base; VINTAGE; Hydraulic, (050) Duration at .050 Lobe Lift, 225 Exh., 194 Int., 117 Degrees Lobe Separation
1	Prelube		55-403 Std Only	1.5 oz. packet
1	Prelube		55-400 Std Only	4 oz. bottle; 1.5 oz. packet No. 55-403 also avail.
16	Lifter	76-72	HT-969 Std Only	Hyd.; w/.440" wide oil groove
16	Lifter, Bulk	76-72	HT-969B Std Only	Hyd.; Carton of 128
QTY	PUSH ROD	YEARS	PART NO.	DESCRIPTION
16	Push Rod	76-72	RP-3179 Std Only	VINTAGE; 9.3780" O.A.L.
QTY	ROCKER PARTS	YEARS	PART NO.	DESCRIPTION
8	Arm Assy.	76-72	R-870 Std Only	Loc. L.H.; Incl. arm & retainer; Stamped steel
8	Arm	76-72	R-870W Std Only	Loc. L.H.; Stamped steel
8	Retainer	76-72	MR-1829 Std Only	Loc. L.H.
QTY	VALVE	YEARS	PART NO.	DESCRIPTION
8	Exhaust	74-72	V-1799 Std Only	Exc. Buick Riviera Base; VINTAGE; Chrome plated stem; 1.6250" Head Dia., 0.3725" Stem Dia., 5.1620" O.A.L.
8	Intake	76-75	V-1800 Std Only	VINTAGE; Chrome plated stem; 2.0000" Head Dia., 0.3725" Stem Dia., 5.1370" O.A.L.
8	Intake	74-72	V-1800 Std Only	Exc. Buick Riviera Base; VINTAGE; Chrome plated stem; 2.0000" Head Dia., 0.3725" Stem Dia., 5.1370" O.A.L.
QTY	VALVE GUIDE	YEARS	PART NO.	DESCRIPTION
8	Guide	76-72	VG-5062 Std Only	Loc. Int.; 0.3735" ID, 2.3800" O.A.L.
QTY	VALVE SPRING	YEARS	PART NO.	DESCRIPTION
8	Spring	76-75	VS-712 Std Only	VINTAGE; Loc. Exh.; Incl. damper; 2.2000" Free Height
8	Spring	74-72	VS-712 Std Only	Exc. Buick Riviera Base; VINTAGE; Loc. Exh.; Incl. damper; 2.2000" Free Height
8	Spring	74-72	VS-712 Std Only	Exc. Buick Riviera Base; VINTAGE; Loc. Int.; Incl. damper; 2.2000" Free Height
QTY	VALVE SEAL	YEARS	PART NO.	DESCRIPTION
16	Valve Stem Seal	76-72	ST-2002 Std Only	Installation requires valve guide machining; (PLY) Polyacrylate
16	Valve Stem Seal Bulk	76-72	ST-2002BC Std Only	Positive type; Installation requires valve guide machining; Carton of 100; (PLY) Polyacrylate
QTY	VALVE SEAT	YEARS	PART NO.	DESCRIPTION
8	Seat	76-72	245-2125-2 Std Only	Loc. Int.; Use w/V-1800; 2.1305" OD, 1.8750" ID, 0.2480" Depth
8	Seat	74-72	245-1750-2 Std Only	Loc. Exh.; Use w/V-1799; 1.7550" OD, 1.5000" ID, 0.2160" Depth
8	Seat	74-72	245-1750-2N Std Only	Loc. Exh.; Use w/V-1799; Premium Material; 1.7550" OD, 1.5000" ID, 0.2160" Depth
QTY	VALVE, MISC	YEARS	PART NO.	DESCRIPTION
32	Keeper	76-72	VK-97 Std Only	VINTAGE; 1 groove; Square cut key groove
16	Spring Insert	76-72	259-100A Std Only	.060"; Carton of 100
16	Spring Insert	76-72	259-100B Std Only	VINTAGE; .030"; Carton of 100
QTY	PISTON	YEARS	PART NO.	DESCRIPTION
8	Cast Piston	76-72	392AP Std-30-40-60	VINTAGE; Cast; .9999" Pin Dia.; 2 Rings 5/64 Groove, 1 Ring 3/16 Groove, 1.955 CD, Recessed Head .230 deep x 3.610 dia.
8	Cast Piston - Individual	76-72	W392AP Std-30-40-60	VINTAGE; Cast; .9999" Pin Dia.; 2 Rings 5/64 Groove, 1 Ring 3/16 Groove, 1.955 CD, Recessed Head .230 deep x 3.610 dia.
QTY	RINGS	YEARS	PART NO.	DESCRIPTION
1	Premium Set	76-72	E-289K Std-30-40-60	VINTAGE; 2-5/64, 1-3/16; Premium Moly
1	Standard Set	76-72	E-289X Std-30	VINTAGE; 2-5/64, 1-3/16; Iron
QTY	ENGINE BEARINGS	YEARS	PART NO.	DESCRIPTION
1	Main Set	76-72	157M Std-1-10	Performance
1	Main Set	76-72	4664M Std-10-20-30	VINTAGE

VALVE TRAIN

VALVE TRAIN

BLOCK

BLOCK

(continued on next page)

GM Car (Incl. Buick, Cad., Chev., Olds., Pontiac)

455 7.5L (7456cc) OHV V8 (16 Valve) (Buick), 4.3125" Bore (GMC Eng.), 4 Bbl. "VIN T" 1976-1972 705
(cont.)

	ENGINE BEARINGS	YEARS	PART NO.	DESCRIPTION	
BLOCK	QTY (cont.)				
	1	Rod Set	76-72	8-7260CH Std-10 Performance	
	1	Rod Set	76-72	8-3320CP Std-10-20-30 VINTAGE	
	8	Rod Pair	76-72	3320CP Std-10-20-30 VINTAGE	
	1	Cam Set	76-72	1422M Std Only VINTAGE; w/oil hole	
BLOCK	QTY	OIL PUMP	YEARS	PART NO.	DESCRIPTION
	1	Pump Repair Kit	76-72	224-518TP	Thrust plate kit; Provides new wear surface for scored or worn housing cover; Contains necessary screws, gsks. and instructions
BLOCK	1	Pump Repair Kit	76-72	224-519	VINTAGE
	QTY	GASKETS	YEARS	PART NO.	DESCRIPTION
BLOCK	1	Kit Gasket Set	76-72	260-1150	VINTAGE; Int. manifold gskt. not incl.; Premium valve stem seals incl.
	1	Valley Pan Gasket Set	76-72	260-4023	VINTAGE
BLOCK	QTY	FREEZE PLUGS	YEARS	PART NO.	DESCRIPTION
	1	Brass Block Plug Kit	76-72	381-8003	VINTAGE
	1	Steel Shallow Cup Freeze Plug	76-72	381-2189	
	1	Steel Shallow Cup Freeze Plug	76-72	381-2172	1.922" Diameter

455 7.5L (7456cc) OHV V8 (16 Valve) (Buick), 4.3125" Bore (GMC Eng.), 4 Bbl. "VIN U" 1974-1971 706

	TIMING	YEARS	PART NO.	DESCRIPTION	
VALVE TRAIN	1	3 Piece Set	74-71	KT3-498S VINTAGE; 223-398 not sold separately	
	1	Timing Chain	74-71	222-498 48 Links	
	QTY	CAMSHAFT/LIFTER	YEARS	PART NO.	DESCRIPTION
	VALVE TRAIN	1	Camshaft	74-72	CS-586 Exc. Buick Riviera Base; VINTAGE; Hydraulic, (050) Duration at .050 Lobe Lift, 225 Exh., 194 Int., 117 Degrees Lobe Separation
		1	Camshaft	71	CS-586 Exc. Buick GS 455 Base, Riviera Base; VINTAGE; Hydraulic, (050) Duration at .050 Lobe Lift, 225 Exh., 194 Int., 117 Degrees Lobe Separation
	VALVE TRAIN	1	Prelube		55-403 Std Only 1.5 oz. packet
		1	Prelube		55-400 Std Only 4 oz. bottle; 1.5 oz. packet No. 55-403 also avail.
		16	Lifter	74-71	HT-969 Std Only Hyd.; w/.440" wide oil groove
		16	Lifter, Bulk	74-71	HT-969B Std Only Hyd.; Carton of 128
	QTY	PUSH ROD	YEARS	PART NO.	DESCRIPTION
	16	Push Rod	74-71	RP-3179 Std Only VINTAGE; 9.3780" O.A.L.	
	QTY	ROCKER PARTS	YEARS	PART NO.	DESCRIPTION
	VALVE TRAIN	8	Arm Assy.	74-71	R-870 Std Only Loc. L.H.; Incl. arm & retainer; Stamped steel
		8	Arm	74-71	R-870W Std Only Loc. L.H.; Stamped steel
		8	Retainer	74-71	MR-1829 Std Only Loc. L.H.
	QTY	VALVE	YEARS	PART NO.	DESCRIPTION
VALVE TRAIN	8	Exhaust	74-72	V-1799 Std Only Exc. Buick Riviera Base; VINTAGE; Chrome plated stem; 1.6250" Head Dia., 0.3725" Stem Dia., 5.1620" O.A.L.	
	8	Exhaust	71	V-1799 Std Only Exc. Buick GS 455 Base, Riviera Base; VINTAGE; Chrome plated stem; 1.6250" Head Dia., 0.3725" Stem Dia., 5.1620" O.A.L.	
	8	Intake	74-72	V-1800 Std Only Exc. Buick Riviera Base; VINTAGE; Chrome plated stem; 2.0000" Head Dia., 0.3725" Stem Dia., 5.1370" O.A.L.	
	8	Intake	71	V-1800 Std Only Exc. Buick GS 455 Base, Riviera Base; VINTAGE; Chrome plated stem; 2.0000" Head Dia., 0.3725" Stem Dia., 5.1370" O.A.L.	
QTY	VALVE GUIDE	YEARS	PART NO.	DESCRIPTION	
8	Guide	74-71	VG-5062 Std Only Loc. Int.; 0.3735" ID, 2.3800" O.A.L.		
QTY	VALVE SPRING	YEARS	PART NO.	DESCRIPTION	
VALVE TRAIN	8	Spring	74-72	VS-712 Std Only Exc. Buick Riviera Base; VINTAGE; Loc. Exh.; Incl. damper; 2.2000" Free Height	
	8	Spring	74-72	VS-712 Std Only Exc. Buick Riviera Base; VINTAGE; Loc. Int.; Incl. damper; 2.2000" Free Height	
	8	Spring	71	VS-712 Std Only Exc. Buick GS 455 Base, Riviera Base; VINTAGE; Loc. Exh.; Incl. damper; 2.2000" Free Height	
	8	Spring	71	VS-712 Std Only Exc. Buick GS 455 Base, Riviera Base; VINTAGE; Loc. Int.; Incl. damper; 2.2000" Free Height	
QTY	VALVE SEAL	YEARS	PART NO.	DESCRIPTION	
VALVE TRAIN	16	Valve Stem Seal	74-71	ST-2002 Std Only Installation requires valve guide machining; (PLY) Polyacrylate	
	16	Valve Stem Seal Bulk	74-71	ST-2002BC Std Only Positive type; Installation requires valve guide machining; Carton of 100; (PLY) Polyacrylate	

(continued on next page)

GM Car (Incl. Buick, Cad., Chev., Olds., Pontiac)

706 455 7.5L (7456cc) OHV V8 (16 Valve) (Buick), 4.3125" Bore (GMC Eng.), 4 Bbl. "VIN U" 1974-1971
(cont.)

QTY	VALVE SEAT	YEARS	PART NO.	DESCRIPTION
8	Seat	74-71	245-1750-2 Std Only	Loc. Exh.; Use w/V-1799; 1.7550" OD, 1.5000" ID, 0.2160" Depth
8	Seat	74-71	245-1750-2N Std Only	Loc. Exh.; Use w/V-1799; Premium Material; 1.7550" OD, 1.5000" ID, 0.2160" Depth
8	Seat	74-71	245-2125-2 Std Only	Loc. Int.; Use w/V-1800; 2.1305" OD, 1.8750" ID, 0.2480" Depth
32	Keeper	74-71	VK-97 Std Only	VINTAGE; 1 groove; Square cut key groove
16	Spring Insert	74-71	259-100A Std Only	.060"; Carton of 100
16	Spring Insert	74-71	259-100B Std Only	VINTAGE; .030"; Carton of 100
8	Cast Piston	74-71	392AP Std-30-40-60	VINTAGE; Cast; .9999" Pin Dia.; 2 Rings 5/64 Groove, 1 Ring 3/16 Groove, 1.955 CD, Recessed Head .230 deep x 3.610 dia.
8	Cast Piston - Individual	74-71	W392AP Std-30-40-60	VINTAGE; Cast; .9999" Pin Dia.; 2 Rings 5/64 Groove, 1 Ring 3/16 Groove, 1.955 CD, Recessed Head .230 deep x 3.610 dia.
1	Premium Set	74-71	E-289K Std-30-40-60	VINTAGE; 2-5/64, 1-3/16; Premium Moly
1	Standard Set	74-71	E-289X Std-30	VINTAGE; 2-5/64, 1-3/16; Iron
1	Main Set	74-71	157M Std-1-10	Performance
1	Main Set	74-71	4664M Std-10-20-30	VINTAGE
1	Rod Set	74-71	8-7260CH Std-10	Performance
1	Rod Set	74-71	8-3320CP Std-10-20-30	VINTAGE
8	Rod Pair	74-71	3320CP Std-10-20-30	VINTAGE
1	Cam Set	74-71	1422M Std Only	VINTAGE; w/oil hole
1	Pump Repair Kit	74-71	224-518TP	Thrust plate kit; Provides new wear surface for scored or worn housing cover; Contains necessary screws, gskts. and instructions
1	Pump Repair Kit	74-71	224-519	VINTAGE
1	Kit Gasket Set	74-71	260-1150	VINTAGE; Int. manifold gskt. not incl.; Premium valve stem seals incl.
1	Valley Pan Gasket Set	74-72	260-4023	VINTAGE
1	Valley Pan Gasket Set	71	260-4013	VINTAGE
1	Brass Block Plug Kit	74-71	381-8003	VINTAGE
1	Steel Shallow Cup Freeze Plug	74-71	381-2189	
1	Steel Shallow Cup Freeze Plug	74-71	381-2172	1.922" Diameter

707 455 7.5L (7456cc) OHV V8 (16 Valve) (Buick), 4.3125" Bore (GMC Eng.), 4 Bbl. "VIN V" 1974-1972

QTY	TIMING	YEARS	PART NO.	DESCRIPTION
1	3 Piece Set	74-72	KT3-498S	VINTAGE; 223-398 not sold separately
1	Timing Chain	74-72	222-498	48 Links
1	Camshaft	74-72	CS-586	Exc. Buick Riviera Base; VINTAGE; Hydraulic, (050) Duration at .050 Lobe Lift, 225 Exh., 194 Int., 117 Degrees Lobe Separation
1	Prelube		55-403 Std Only	1.5 oz. packet
1	Prelube		55-400 Std Only	4 oz. bottle; 1.5 oz. packet No. 55-403 also avail.
16	Lifter	74-72	HT-969 Std Only	Hyd.; w/.440" wide oil groove
16	Lifter, Bulk	74-72	HT-969B Std Only	Hyd.; Carton of 128
16	Push Rod	74-72	RP-3179 Std Only	VINTAGE; 9.3780" O.A.L.
8	Arm Assy.	74-72	R-870 Std Only	Loc. L.H.; Incl. arm & retainer; Stamped steel
8	Arm	74-72	R-870W Std Only	Loc. L.H.; Stamped steel
8	Retainer	74-72	MR-1829 Std Only	Loc. L.H.
8	Exhaust	74-72	V-1799 Std Only	Exc. Buick Riviera Base; VINTAGE; Chrome plated stem; 1.6250" Head Dia., 0.3725" Stem Dia., 5.1620" O.A.L.
8	Intake	74-72	V-1800 Std Only	Exc. Buick Riviera Base; VINTAGE; Chrome plated stem; 2.0000" Head Dia., 0.3725" Stem Dia., 5.1370" O.A.L.
8	Guide	74-72	VG-5062 Std Only	Loc. Int.; 0.3735" ID, 2.3800" O.A.L.

(continued on next page)

GM Car (Incl. Buick, Cad., Chev., Olds., Pontiac)

455 7.5L (7456cc) OHV V8 (16 Valve) (Buick), 4.3125" Bore (GMC Eng.), 4 Bbl. "VIN V" 1974-1972 707
(cont.)

VALVE TRAIN	QTY	VALVE SPRING	YEARS	PART NO.	DESCRIPTION	VALVE TRAIN
	8	Spring	74-72	VS-712 Std Only	Exc. Buick Riviera Base; VINTAGE; Loc. Exh.; Incl. damper; 2.2000" Free Height	
	8	Spring	74-72	VS-712 Std Only	Exc. Buick Riviera Base; VINTAGE; Loc. Int.; Incl. damper; 2.2000" Free Height	
	16	Valve Stem Seal	74-72	ST-2002 Std Only	Installation requires valve guide machining; (PLY) Polyacrylate	
	16	Valve Stem Seal Bulk	74-72	ST-2002BC Std Only	Positive type; Installation requires valve guide machining; Carton of 100; (PLY) Polyacrylate	
	8	Valve Seat	74-72	245-1750-2 Std Only	Loc. Exh.; Use w/V-1799; 1.7550" OD, 1.5000" ID, 0.2160" Depth	
	8	Seat	74-72	245-1750-2N Std Only	Loc. Exh.; Use w/V-1799; Premium Material; 1.7550" OD, 1.5000" ID, 0.2160" Depth	
	8	Seat	74-72	245-2125-2 Std Only	Loc. Int.; Use w/V-1800; 2.1305" OD, 1.8750" ID, 0.2480" Depth	
	32	Valve, MISC Keeper	74-72	VK-97 Std Only	VINTAGE; 1 groove; Square cut key groove	
	16	Spring Insert	74-72	259-100A Std Only	.060"; Carton of 100	
	16	Spring Insert	74-72	259-100B Std Only	VINTAGE; .030"; Carton of 100	
	8	Cast Piston	74-72	392AP Std-30-40-60	VINTAGE; Cast; .9999" Pin Dia.; 2 Rings 5/64 Groove, 1 Ring 3/16 Groove, 1.955 CD, Recessed Head .230 deep x 3.610 dia.	
	8	Cast Piston - Individual	74-72	W392AP Std-30-40-60	VINTAGE; Cast; .9999" Pin Dia.; 2 Rings 5/64 Groove, 1 Ring 3/16 Groove, 1.955 CD, Recessed Head .230 deep x 3.610 dia.	
	1	Premium Set	74-72	E-289K Std-30-40-60	VINTAGE; 2-5/64, 1-3/16; Premium Moly	
	1	Standard Set	74-72	E-289X Std-30	VINTAGE; 2-5/64, 1-3/16; Iron	
	1	Main Set	74-72	157M Std-1-10	Performance	
	1	Main Set	74-72	4664M Std-10-20-30	VINTAGE	
	1	Rod Set	74-72	8-7260CH Std-10	Performance	
	1	Rod Set	74-72	8-3320CP Std-10-20-30	VINTAGE	
	8	Rod Pair	74-72	3320CP Std-10-20-30	VINTAGE	
	1	Cam Set	74-72	1422M Std Only	VINTAGE; w/oil hole	
	1	Pump Repair Kit	74-72	224-518TP	Thrust plate kit; Provides new wear surface for scored or worn housing cover; Contains necessary screws, gskts. and instructions	
	1	Pump Repair Kit	74-72	224-519	VINTAGE	
	1	Kit Gasket Set	74-72	260-1150	VINTAGE; Int. manifold gskt. not incl.; Premium valve stem seals incl.	
	1	Valley Pan Gasket Set	74-72	260-4023	VINTAGE	
	1	Brass Block Plug Kit	74-72	381-8003	VINTAGE	
	1	Steel Shallow Cup Freeze Plug	74-72	381-2189		
	1	Steel Shallow Cup Freeze Plug	74-72	381-2172	1.922" Diameter	

455 7.5L (7456cc) OHV V8 (16 Valve) (Buick), 4.3125" Bore (GMC Eng.), 4 Bbl. "VIN W" 1974-1972 708

	1	3 Piece Set	74-72	KT3-498S	VINTAGE; 223-398 not sold separately	
	1	Timing Chain	74-72	222-498	48 Links	
	16	Lifter	74-72	HT-969 Std Only	Hyd.; w/.440" wide oil groove	
	16	Lifter, Bulk	74-72	HT-969B Std Only	Hyd.; Carton of 128	
	16	Push Rod	74-72	RP-3179 Std Only	VINTAGE; 9.3780" O.A.L.	
	8	Arm Assy.	74-72	R-870 Std Only	Loc. L.H.; Incl. arm & retainer; Stamped steel	
	8	Arm	74-72	R-870W Std Only	Loc. L.H.; Stamped steel	
	8	Retainer	74-72	MR-1829 Std Only	Loc. L.H.	
	8	Guide	74-72	VG-5062 Std Only	Loc. Int.; 0.3735" ID, 2.3800" O.A.L.	

(continued on next page)

GM Car (Incl. Buick, Cad., Chev., Olds., Pontiac)

708 455 7.5L (7456cc) OHV V8 (16 Valve) (Buick), 4.3125" Bore (GMC Eng.), 4 Bbl. "VIN W" 1974-1972
(cont.)

VALVE TRAIN	QTY	VALVE SPRING	YEARS	PART NO.	DESCRIPTION	VALVE TRAIN
	8	Spring	74-72	VS-1582 Std Only	VINTAGE; Loc. Exh.; 2.1000" Free Height	
	8	Spring	74-72	VS-1582 Std Only	VINTAGE; Loc. Int.; 2.1000" Free Height	
	16	Valve Stem Seal	74-72	ST-2002 Std Only	Installation requires valve guide machining; (PLY) Polyacrylate	
	16	Valve Stem Seal Bulk	74-72	ST-2002BC Std Only	Positive type; Installation requires valve guide machining; Carton of 100; (PLY) Polyacrylate	
	8	Valve Seat	74-72	245-1750-2 Std Only	Loc. Exh.; Use w/V-1799; 1.7550" OD, 1.5000" ID, 0.2160" Depth	
	8	Seat	74-72	245-1750-2N Std Only	Loc. Exh.; Use w/V-1799; Premium Material; 1.7550" OD, 1.5000" ID, 0.2160" Depth	
	8	Seat	74-72	245-2125-2 Std Only	Loc. Int.; Use w/V-1800; 2.1305" OD, 1.8750" ID, 0.2480" Depth	
	32	Keeper	74-72	VK-97 Std Only	VINTAGE; 1 groove; Square cut key groove	
	16	Spring Insert	74-72	259-100A Std Only	.060"; Carton of 100	
	16	Spring Insert	74-72	259-100B Std Only	VINTAGE; .030"; Carton of 100	
	8	Cast Piston	74-72	392AP Std-30-40-60	VINTAGE; Cast; .9999" Pin Dia.; 2 Rings 5/64 Groove, 1 Ring 3/16 Groove, 1.955 CD, Recessed Head .230 deep x 3.610 dia.	
	8	Cast Piston - Individual	74-72	W392AP Std-30-40-60	VINTAGE; Cast; .9999" Pin Dia.; 2 Rings 5/64 Groove, 1 Ring 3/16 Groove, 1.955 CD, Recessed Head .230 deep x 3.610 dia.	
	1	Premium Set	74-72	E-289K Std-30-40-60	VINTAGE; 2-5/64, 1-3/16; Premium Moly	
	1	Standard Set	74-72	E-289X Std-30	VINTAGE; 2-5/64, 1-3/16; Iron	
	1	Main Set	74-72	157M Std-1-10	Performance	
	1	Main Set	74-72	4664M Std-10-20-30	VINTAGE	
	1	Rod Set	74-72	8-7260CH Std-10	Performance	
	1	Rod Set	74-72	8-3320CP Std-10-20-30	VINTAGE	
	8	Rod Pair	74-72	3320CP Std-10-20-30	VINTAGE	
	1	Cam Set	74-72	1422M Std Only	VINTAGE; w/oil hole	
	1	Pump Repair Kit	74-72	224-518TP	Thrust plate kit; Provides new wear surface for scored or worn housing cover; Contains necessary screws, gskts. and instructions	
	1	Pump Repair Kit	74-72	224-519	VINTAGE	
	1	Kit Gasket Set	74-72	260-1150	VINTAGE; Int. manifold gskt. not incl.; Premium valve stem seals incl.	
	1	Valley Pan Gasket Set	74-72	260-4023	VINTAGE	
	1	Brass Block Plug Kit	74-72	381-8003	VINTAGE	
	1	Steel Shallow Cup Freeze Plug	74-72	381-2189		
	1	Steel Shallow Cup Freeze Plug	74-72	381-2172	1.922" Diameter	

709 455 7.5L (7456cc) OHV V8 (16 Valve) (Buick), 4.3125" Bore (GMC Eng.), 4 Bbl. "Eng. Code SF" 1970

VALVE TRAIN	QTY	TIMING	YEARS	PART NO.	DESCRIPTION	VALVE TRAIN
	1	3 Piece Set	70	KT3-498S	VINTAGE; 223-398 not sold separately	
	1	Timing Chain	70	222-498	48 Links	
	1	Camshaft	70	CS-586	VINTAGE; Hydraulic, (050) Duration at .050 Lobe Lift, 225 Exh., 194 Int., 117 Degrees Lobe Separation	
	1	Prelube		55-403 Std Only	1.5 oz. packet	
	1	Prelube		55-400 Std Only	4 oz. bottle; 1.5 oz. packet No. 55-403 also avail.	
	16	Lifter	70	HT-969 Std Only	Hyd.; w/.440" wide oil groove	
	16	Lifter, Bulk	70	HT-969B Std Only	Hyd.; Carton of 128	
	16	Push Rod	70	RP-3179 Std Only	VINTAGE; 9.3780" O.A.L.	
	8	Arm Assy.	70	R-870 Std Only	Loc. L.H.; Incl. arm & retainer; Stamped steel	
	8	Arm	70	R-870W Std Only	Loc. L.H.; Stamped steel	
	8	Retainer	70	MR-1829 Std Only	Loc. L.H.	

(continued on next page)

GM Car (Incl. Buick, Cad., Chev., Olds., Pontiac)

455 7.5L (7456cc) OHV V8 (16 Valve) (Buick), 4.3125" Bore (GMC Eng.), 4 Bbl. "Eng. Code SF" 1970 709
(cont.)

QTY	VALVE	YEARS	PART NO.	DESCRIPTION
8	Exhaust	70	V-1799 Std Only	VINTAGE; Chrome plated stem; 1.6250" Head Dia., 0.3725" Stem Dia., 5.1620" O.A.L.
8	Intake	70	V-1800 Std Only	VINTAGE; Chrome plated stem; 2.0000" Head Dia., 0.3725" Stem Dia., 5.1370" O.A.L.
VALVE TRAIN	VALVE GUIDE	YEARS	PART NO.	DESCRIPTION
8	Guide	70	VG-5062 Std Only	Loc. Int.; 0.3735" ID, 2.3800" O.A.L.
8	Spring	70	VS-712 Std Only	VINTAGE; Loc. Exh.; Incl. damper; 2.2000" Free Height
8	Spring	70	VS-712 Std Only	VINTAGE; Loc. Int.; Incl. damper; 2.2000" Free Height
16	Valve Stem Seal	70	ST-2002 Std Only	Installation requires valve guide machining; (PLY) Polyacrylate
16	Valve Stem Seal Bulk	70	ST-2002BC Std Only	Positive type; Installation requires valve guide machining; Carton of 100; (PLY) Polyacrylate
8	Seat	70	245-1750-2 Std Only	Loc. Exh.; Use w/V-1799; 1.7550" OD, 1.5000" ID, 0.2160" Depth
8	Seat	70	245-1750-2N Std Only	Loc. Exh.; Use w/V-1799; Premium Material; 1.7550" OD, 1.5000" ID, 0.2160" Depth
8	Seat	70	245-2125-2 Std Only	Loc. Int.; Use w/V-1800; 2.1305" OD, 1.8750" ID, 0.2480" Depth
32	Keeper	70	VK-97 Std Only	VINTAGE; 1 groove; Square cut key groove
16	Spring Insert	70	259-100A Std Only	.060"; Carton of 100
16	Spring Insert	70	259-100B Std Only	VINTAGE; .030"; Carton of 100
BLOCK	PISTON	YEARS	PART NO.	DESCRIPTION
8	Cast Piston	70	392AP Std-30-40-60	VINTAGE; Cast; .9999" Pin Dia.; 2 Rings 5/64 Groove, 1 Ring 3/16 Groove, 1.955 CD, Recessed Head .230 deep x 3.610 dia.
8	Cast Piston - Individual	70	W392AP Std-30-40-60	VINTAGE; Cast; .9999" Pin Dia.; 2 Rings 5/64 Groove, 1 Ring 3/16 Groove, 1.955 CD, Recessed Head .230 deep x 3.610 dia.
8	POWERFORGED	70	L-2353F 30 30-40	Powerforged; 1.000" Pin Dia.; 2 Rings 5/64 Groove, 1 Ring 3/16 Groove, 1.975 CD, .156 x 3.610" dia. dish; DUROSHIELD® skirt coated piston
8	POWERFORGED Piston-Individual	70	WL-2353F 30 30-40	Powerforged; 1.000" Pin Dia.; 2 Rings 5/64 Groove, 1 Ring 3/16 Groove, 1.975 CD, .156 x 3.610" dia. dish; DUROSHIELD® skirt coated piston
1	Premium Set	70	E-289K Std-30-40-60	VINTAGE; 2-5/64, 1-3/16; Premium Moly
1	Standard Set	70	E-289X Std-30	VINTAGE; 2-5/64, 1-3/16; Iron
1	Main Set	70	157M Std-1-10	Performance
1	Main Set	70	4664M Std-10-20-30	VINTAGE
1	Rod Set	70	8-7260CH Std-10	Performance
1	Rod Set	70	8-3320CP Std-10-20-30	VINTAGE
8	Rod Pair	70	3320CP Std-10-20-30	VINTAGE
1	Cam Set	70	1422M Std Only	VINTAGE; w/oil hole
1	Pump Repair Kit	70	224-518TP	Thrust plate kit; Provides new wear surface for scored or worn housing cover; Contains necessary screws, gsks. and instructions
1	Pump Repair Kit	70	224-519	VINTAGE
1	Kit Gasket Set	70	260-1150	VINTAGE; Int. manifold gskt. not incl.; Premium valve stem seals incl.
1	Valley Pan Gasket Set	70	260-4013	VINTAGE
1	Brass Block Plug Kit	70	381-8003	VINTAGE
1	Steel Shallow Cup Freeze Plug	70	381-2189	
1	Steel Shallow Cup Freeze Plug	70	381-2172	1.922" Diameter
455 7.5L (7456cc) OHV V8 (16 Valve) (Buick), 4.3125" Bore (GMC Eng.), 4 Bbl. "Eng. Code SR" 1970 710				
1	3 Piece Set	70	KT3-498S	VINTAGE; 223-398 not sold separately
1	Timing Chain	70	222-498	48 Links

(continued on next page)

GM Car (Incl. Buick, Cad., Chev., Olds., Pontiac)

710 455 7.5L (7456cc) OHV V8 (16 Valve) (Buick), 4.3125" Bore (GMC Eng.), 4 Bbl. "Eng. Code SR" 1970
(cont.)

QTY	CAMSHAFT/LIFTER	YEARS	PART NO.	DESCRIPTION
1	Camshaft	70	CS-586	VINTAGE; Hydraulic, (050) Duration at .050 Lobe Lift, 225 Exh., 194 Int., 117 Degrees Lobe Separation
1	Prelube		55-403 Std Only	1.5 oz. packet
1	Prelube		55-400 Std Only	4 oz. bottle; 1.5 oz. packet No. 55-403 also avail.
16	Lifter	70	HT-969 Std Only	Hyd.; w/.440" wide oil groove
16	Lifter, Bulk	70	HT-969B Std Only	Hyd.; Carton of 128
QTY	PUSH ROD	YEARS	PART NO.	DESCRIPTION
16	Push Rod	70	RP-3179 Std Only	VINTAGE; 9.3780" O.A.L.
QTY	ROCKER PARTS	YEARS	PART NO.	DESCRIPTION
8	Arm Assy.	70	R-870 Std Only	Loc. L.H.; Incl. arm & retainer; Stamped steel
8	Arm	70	R-870W Std Only	Loc. L.H.; Stamped steel
8	Retainer	70	MR-1829 Std Only	Loc. L.H.
QTY	VALVE	YEARS	PART NO.	DESCRIPTION
8	Exhaust	70	V-1799 Std Only	VINTAGE; Chrome plated stem; 1.6250" Head Dia., 0.3725" Stem Dia., 5.1620" O.A.L.
8	Intake	70	V-1800 Std Only	VINTAGE; Chrome plated stem; 2.0000" Head Dia., 0.3725" Stem Dia., 5.1370" O.A.L.
QTY	VALVE GUIDE	YEARS	PART NO.	DESCRIPTION
8	Guide	70	VG-5062 Std Only	Loc. Int.; 0.3735" ID, 2.3800" O.A.L.
QTY	VALVE SPRING	YEARS	PART NO.	DESCRIPTION
8	Spring	70	VS-712 Std Only	VINTAGE; Loc. Exh.; Incl. damper; 2.2000" Free Height
8	Spring	70	VS-712 Std Only	VINTAGE; Loc. Int.; Incl. damper; 2.2000" Free Height
QTY	VALVE SEAL	YEARS	PART NO.	DESCRIPTION
16	Valve Stem Seal	70	ST-2002 Std Only	Installation requires valve guide machining; (PLY) Polyacrylate
16	Valve Stem Seal Bulk	70	ST-2002BC Std Only	Positive type; Installation requires valve guide machining; Carton of 100; (PLY) Polyacrylate
QTY	VALVE SEAT	YEARS	PART NO.	DESCRIPTION
8	Seat	70	245-1750-2 Std Only	Loc. Exh.; Use w/V-1799; 1.7550" OD, 1.5000" ID, 0.2160" Depth
8	Seat	70	245-1750-2N Std Only	Loc. Exh.; Use w/V-1799; Premium Material; 1.7550" OD, 1.5000" ID, 0.2160" Depth
8	Seat	70	245-2125-2 Std Only	Loc. Int.; Use w/V-1800; 2.1305" OD, 1.8750" ID, 0.2480" Depth
QTY	VALVE, MISC	YEARS	PART NO.	DESCRIPTION
32	Keeper	70	VK-97 Std Only	VINTAGE; 1 groove; Square cut key groove
16	Spring Insert	70	259-100A Std Only	.060"; Carton of 100
16	Spring Insert	70	259-100B Std Only	VINTAGE; .030"; Carton of 100
QTY	PISTON	YEARS	PART NO.	DESCRIPTION
8	Cast Piston	70	392AP Std-30-40-60	VINTAGE; Cast; .9999" Pin Dia.; 2 Rings 5/64 Groove, 1 Ring 3/16 Groove, 1.955 CD, Recessed Head .230 deep x 3.610 dia.
8	Cast Piston - Individual	70	W392AP Std-30-40-60	VINTAGE; Cast; .9999" Pin Dia.; 2 Rings 5/64 Groove, 1 Ring 3/16 Groove, 1.955 CD, Recessed Head .230 deep x 3.610 dia.
8	POWERFORGED	70	L-2353F 30 30-40	Powerforged; 1.000" Pin Dia.; 2 Rings 5/64 Groove, 1 Ring 3/16 Groove, 1.975 CD, .156 x 3.610" dia. dish; DUROSHIELD® skirt coated piston
8	POWERFORGED Piston-Individual	70	WL-2353F 30 30-40	Powerforged; 1.000" Pin Dia.; 2 Rings 5/64 Groove, 1 Ring 3/16 Groove, 1.975 CD, .156 x 3.610" dia. dish; DUROSHIELD® skirt coated piston
QTY	RINGS	YEARS	PART NO.	DESCRIPTION
1	Premium Set	70	E-289K Std-30-40-60	VINTAGE; 2-5/64, 1-3/16; Premium Moly
1	Standard Set	70	E-289X Std-30	VINTAGE; 2-5/64, 1-3/16; Iron
QTY	ENGINE BEARINGS	YEARS	PART NO.	DESCRIPTION
1	Main Set	70	157M Std-1-10	Performance
1	Main Set	70	4664M Std-10-20-30	VINTAGE
1	Rod Set	70	8-7260CH Std-10	Performance
1	Rod Set	70	8-3320CP Std-10-20-30	VINTAGE
1	Rod Pair	70	3320CP Std-10-20-30	VINTAGE
1	Cam Set	70	1422M Std Only	VINTAGE; w/oil hole
QTY	OIL PUMP	YEARS	PART NO.	DESCRIPTION
1	Pump Repair Kit	70	224-518TP	Thrust plate kit; Provides new wear surface for scored or worn housing cover; Contains necessary screws, gskts. and instructions
1	Pump Repair Kit	70	224-519	VINTAGE

VALVE TRAIN

VALVE TRAIN

BLOCK

BLOCK

(continued on next page)

GM Car (Incl. Buick, Cad., Chev., Olds., Pontiac)

455 7.5L (7456cc) OHV V8 (16 Valve) (Buick), 4.3125" Bore (GMC Eng.), 4 Bbl. "Eng. Code SR" 1970 710
(cont.)

BLOCK	QTY	GASKETS	YEARS	PART NO.	DESCRIPTION	BLOCK
	1	Kit Gasket Set	70	260-1150	VINTAGE; Int. manifold gskt. not incl.; Premium valve stem seals incl.	
	1	Valley Pan Gasket Set	70	260-4013	VINTAGE	
BLOCK	QTY	FREEZE PLUGS	YEARS	PART NO.	DESCRIPTION	BLOCK
	1	Brass Block Plug Kit	70	381-8003	VINTAGE	
	1	Steel Shallow Cup Freeze Plug	70	381-2189		
	1	Steel Shallow Cup Freeze Plug	70	381-2172	1.922" Diameter	

455 7.5L (7456cc) OHV V8 (16 Valve) (Buick), 4.3125" Bore (GMC Eng.), 4 Bbl. "Eng. Code SS" 1970 711

VALVE TRAIN	QTY	TIMING	YEARS	PART NO.	DESCRIPTION	VALVE TRAIN
	1	3 Piece Set	70	KT3-498S	VINTAGE; 223-398 not sold separately	
	1	Timing Chain	70	222-498	48 Links	
VALVE TRAIN	QTY	CAMSHAFT/LIFTER	YEARS	PART NO.	DESCRIPTION	VALVE TRAIN
	16	Lifter	70	HT-969 Std Only	Hyd.; w/.440" wide oil groove	
	16	Lifter, Bulk	70	HT-969B Std Only	Hyd.; Carton of 128	
VALVE TRAIN	QTY	PUSH ROD	YEARS	PART NO.	DESCRIPTION	VALVE TRAIN
	16	Push Rod	70	RP-3179 Std Only	VINTAGE; 9.3780" O.A.L.	
VALVE TRAIN	QTY	ROCKER PARTS	YEARS	PART NO.	DESCRIPTION	VALVE TRAIN
	8	Arm Assy.	70	R-870 Std Only	Loc. L.H.; Incl. arm & retainer; Stamped steel	
	8	Arm	70	R-870W Std Only	Loc. L.H.; Stamped steel	
	8	Retainer	70	MR-1829 Std Only	Loc. L.H.	
VALVE TRAIN	QTY	VALVE GUIDE	YEARS	PART NO.	DESCRIPTION	VALVE TRAIN
	8	Guide	70	VG-5062 Std Only	Loc. Int.; 0.3735" ID, 2.3800" O.A.L.	
VALVE TRAIN	QTY	VALVE SPRING	YEARS	PART NO.	DESCRIPTION	VALVE TRAIN
	8	Spring	70	VS-1582 Std Only	VINTAGE; Loc. Exh.; 2.1000" Free Height	
	8	Spring	70	VS-1582 Std Only	VINTAGE; Loc. Int.; 2.1000" Free Height	
VALVE TRAIN	QTY	VALVE SEAL	YEARS	PART NO.	DESCRIPTION	VALVE TRAIN
	16	Valve Stem Seal	70	ST-2002 Std Only	Installation requires valve guide machining; (PLY) Polyacrylate	
	16	Valve Stem Seal Bulk	70	ST-2002BC Std Only	Positive type; Installation requires valve guide machining; Carton of 100; (PLY) Polyacrylate	
VALVE TRAIN	QTY	VALVE SEAT	YEARS	PART NO.	DESCRIPTION	VALVE TRAIN
	8	Seat	70	245-1750-2 Std Only	Loc. Exh.; Use w/V-1799; 1.7550" OD, 1.5000" ID, 0.2160" Depth	
	8	Seat	70	245-1750-2N Std Only	Loc. Exh.; Use w/V-1799; Premium Material; 1.7550" OD, 1.5000" ID, 0.2160" Depth	
	8	Seat	70	245-2125-2 Std Only	Loc. Int.; Use w/V-1800; 2.1305" OD, 1.8750" ID, 0.2480" Depth	
VALVE TRAIN	QTY	VALVE, MISC	YEARS	PART NO.	DESCRIPTION	VALVE TRAIN
	32	Keeper	70	VK-97 Std Only	VINTAGE; 1 groove; Square cut key groove	
	16	Spring Insert	70	259-100A Std Only	.060"; Carton of 100	
	16	Spring Insert	70	259-100B Std Only	VINTAGE; .030"; Carton of 100	
BLOCK	QTY	PISTON	YEARS	PART NO.	DESCRIPTION	BLOCK
	8	Cast Piston	70	392AP Std-30-40-60	VINTAGE; Cast; .9999" Pin Dia.; 2 Rings 5/64 Groove, 1 Ring 3/16 Groove, 1.955 CD, Recessed Head .230 deep x 3.610 dia.	
	8	Cast Piston - Individual	70	W392AP Std-30-40-60	VINTAGE; Cast; .9999" Pin Dia.; 2 Rings 5/64 Groove, 1 Ring 3/16 Groove, 1.955 CD, Recessed Head .230 deep x 3.610 dia.	
	8	POWERFORGED	70	L-2353F 30 30-40	Powerforged; 1.000" Pin Dia.; 2 Rings 5/64 Groove, 1 Ring 3/16 Groove, 1.975 CD, .156 x 3.610" dia. dish; DUROSHIELD® skirt coated piston	
	8	POWERFORGED Piston-Individual	70	WL-2353F 30 30-40	Powerforged; 1.000" Pin Dia.; 2 Rings 5/64 Groove, 1 Ring 3/16 Groove, 1.975 CD, .156 x 3.610" dia. dish; DUROSHIELD® skirt coated piston	
BLOCK	QTY	RINGS	YEARS	PART NO.	DESCRIPTION	BLOCK
	1	Premium Set	70	E-289K Std-30-40-60	VINTAGE; 2-5/64, 1-3/16; Premium Moly	
	1	Standard Set	70	E-289X Std-30	VINTAGE; 2-5/64, 1-3/16; Iron	
BLOCK	QTY	ENGINE BEARINGS	YEARS	PART NO.	DESCRIPTION	BLOCK
	1	Main Set	70	157M Std-1-10	Performance	
	1	Main Set	70	4664M Std-10-20-30	VINTAGE	
	1	Rod Set	70	8-7260CH Std-10	Performance	
	1	Rod Set	70	8-3320CP Std-10-20-30	VINTAGE	
	8	Rod Pair	70	3320CP Std-10-20-30	VINTAGE	
	1	Cam Set	70	1422M Std Only	VINTAGE; w/oil hole	

(continued on next page)

GM Car (Incl. Buick, Cad., Chev., Olds., Pontiac)

711 455 7.5L (7456cc) OHV V8 (16 Valve) (Buick), 4.3125" Bore (GMC Eng.), 4 Bbl. "Eng. Code SS" 1970
(cont.)

BLOCK	QTY	OIL PUMP	YEARS	PART NO.	DESCRIPTION	BLOCK
	1	Pump Repair Kit	70	224-518TP	Thrust plate kit; Provides new wear surface for scored or worn housing cover; Contains necessary screws, gskts. and instructions	
	1	Pump Repair Kit	70	224-519	VINTAGE	
	1	GASKETS	YEARS	PART NO.	DESCRIPTION	
	1	Kit Gasket Set	70	260-1150	VINTAGE; Int. manifold gskt. not incl.; Premium valve stem seals incl.	
	1	Valley Pan Gasket Set	70	260-4013	VINTAGE	
	1	FREEZE PLUGS	YEARS	PART NO.	DESCRIPTION	
	1	Brass Block Plug Kit	70	381-8003	VINTAGE	
	1	Steel Shallow Cup Freeze Plug	70	381-2189		
	1	Steel Shallow Cup Freeze Plug	70	381-2172	1.922" Diameter	

712 455 7.5L (7456cc) OHV V8 (16 Valve) (Buick), 4.3125" Bore (GMC Eng.), 4 Bbl. "Eng. Code TA" 1971

VALVE TRAIN	QTY	TIMING	YEARS	PART NO.	DESCRIPTION	VALVE TRAIN
	1	3 Piece Set	71	KT3-498S	VINTAGE; 223-398 not sold separately	
	1	Timing Chain	71	222-498	48 Links	
	1	CAMSHAFT/LIFTER	YEARS	PART NO.	DESCRIPTION	
	1	Camshaft	71	CS-586	Exc. Buick GS 455 Base, Riviera Base; VINTAGE; Hydraulic, (050) Duration at .050 Lobe Lift, 225 Exh., 194 Int., 117 Degrees Lobe Separation	
	1	Prelube		55-403 Std Only	1.5 oz. packet	
	1	Prelube		55-400 Std Only	4 oz. bottle; 1.5 oz. packet No. 55-403 also avail.	
	16	Lifter	71	HT-969 Std Only	Hyd.; w/.440" wide oil groove	
	16	Lifter, Bulk	71	HT-969B Std Only	Hyd.; Carton of 128	
	16	PUSH ROD	YEARS	PART NO.	DESCRIPTION	
	16	Push Rod	71	RP-3179 Std Only	VINTAGE; 9.3780" O.A.L.	
	8	ROCKER PARTS	YEARS	PART NO.	DESCRIPTION	
	8	Arm Assy.	71	R-870 Std Only	Loc. L.H.; Incl. arm & retainer; Stamped steel	
	8	Arm	71	R-870W Std Only	Loc. L.H.; Stamped steel	
	8	Retainer	71	MR-1829 Std Only	Loc. L.H.	
	8	VALVE	YEARS	PART NO.	DESCRIPTION	
	8	Exhaust	71	V-1799 Std Only	Exc. Buick GS 455 Base, Riviera Base; VINTAGE; Chrome plated stem; 1.6250" Head Dia., 0.3725" Stem Dia., 5.1620" O.A.L.	
	8	Intake	71	V-1800 Std Only	Exc. Buick GS 455 Base, Riviera Base; VINTAGE; Chrome plated stem; 2.0000" Head Dia., 0.3725" Stem Dia., 5.1370" O.A.L.	
	8	VALVE GUIDE	YEARS	PART NO.	DESCRIPTION	
	8	Guide	71	VG-5062 Std Only	Loc. Int.; 0.3735" ID, 2.3800" O.A.L.	
	8	VALVE SPRING	YEARS	PART NO.	DESCRIPTION	
	8	Spring	71	VS-712 Std Only	Exc. Buick GS 455 Base, Riviera Base; VINTAGE; Loc. Exh.; Incl. damper; 2.2000" Free Height	
	8	Spring	71	VS-712 Std Only	Exc. Buick GS 455 Base, Riviera Base; VINTAGE; Loc. Int.; Incl. damper; 2.2000" Free Height	
	16	VALVE SEAL	YEARS	PART NO.	DESCRIPTION	
	16	Valve Stem Seal	71	ST-2002 Std Only	Installation requires valve guide machining; (PLY) Polyacrylate	
	16	Valve Stem Seal Bulk	71	ST-2002BC Std Only	Positive type; Installation requires valve guide machining; Carton of 100; (PLY) Polyacrylate	
	8	VALVE SEAT	YEARS	PART NO.	DESCRIPTION	
	8	Seat	71	245-1750-2 Std Only	Loc. Exh.; Use w/V-1799; 1.7550" OD, 1.5000" ID, 0.2160" Depth	
	8	Seat	71	245-1750-2N Std Only	Loc. Exh.; Use w/V-1799; Premium Material; 1.7550" OD, 1.5000" ID, 0.2160" Depth	
	8	Seat	71	245-2125-2 Std Only	Loc. Int.; Use w/V-1800; 2.1305" OD, 1.8750" ID, 0.2480" Depth	
	32	VALVE, MISC	YEARS	PART NO.	DESCRIPTION	
	16	Keeper	71	VK-97 Std Only	VINTAGE; 1 groove; Square cut key groove	
	16	Spring Insert	71	259-100A Std Only	.060"; Carton of 100	
	16	Spring Insert	71	259-100B Std Only	VINTAGE; .030"; Carton of 100	
	8	PISTON	YEARS	PART NO.	DESCRIPTION	
	8	Cast Piston	71	392AP Std-30-40-60	VINTAGE; Cast; .9999" Pin Dia.; 2 Rings 5/64 Groove, 1 Ring 3/16 Groove, 1.955 CD, Recessed Head .230 deep x 3.610 dia.	

(continued on next page)

GM Car (Incl. Buick, Cad., Chev., Olds., Pontiac)

455 7.5L (7456cc) OHV V8 (16 Valve) (Buick), 4.3125" Bore (GMC Eng.), 4 Bbl. "Eng. Code TA" 1971 712
(cont.)

	QTY	PART NO.	YEARS	DESCRIPTION
BLOCK	8	PISTON (cont.) Cast Piston - Individual	71	W392AP Std-30-40-60 VINTAGE; Cast; .9999" Pin Dia.; 2 Rings 5/64 Groove, 1 Ring 3/16 Groove, 1.955 CD, Recessed Head .230 deep x 3.610 dia.
	1	RINGS Premium Set	71	E-289K Std-30-40-60 VINTAGE; 2-5/64, 1-3/16; Premium Moly
	1	Standard Set	71	E-289X Std-30 VINTAGE; 2-5/64, 1-3/16; Iron
	1	ENGINE BEARINGS Main Set	71	157M Std-1-10 Performance
	1	Main Set	71	4664M Std-10-20-30 VINTAGE
	1	Rod Set	71	8-7260CH Std-10 Performance
	1	Rod Set	71	8-3320CP Std-10-20-30 VINTAGE
	8	Rod Pair	71	3320CP Std-10-20-30 VINTAGE
	1	Cam Set	71	1422M Std Only VINTAGE; w/oil hole
	1	OIL PUMP Pump Repair Kit	71	224-518TP Thrust plate kit; Provides new wear surface for scored or worn housing cover; Contains necessary screws, gskts. and instructions
1	Pump Repair Kit	71	224-519 VINTAGE	
1	GASKETS Kit Gasket Set	71	260-1150 VINTAGE; Int. manifold gskt. not incl.; Premium valve stem seals incl.	
1	Valley Pan Gasket Set	71	260-4013 VINTAGE	
1	FREEZE PLUGS Brass Block Plug Kit	71	381-8003 VINTAGE	
1	Steel Shallow Cup Freeze Plug	71	381-2189	
1	Steel Shallow Cup Freeze Plug	71	381-2172 1.922" Diameter	

455 7.5L (7456cc) OHV V8 (16 Valve) (Buick), 4.3125" Bore (GMC Eng.), 4 Bbl. "Eng. Code TR" 1971 713

	QTY	PART NO.	YEARS	DESCRIPTION
VALVE TRAIN	1	TIMING 3 Piece Set	71	KT3-498S VINTAGE; 223-398 not sold separately
	1	Timing Chain	71	222-498 48 Links
	1	CAMSHAFT/LIFTER Camshaft	71	CS-586 Exc. Buick GS 455 Base, Riviera Base; VINTAGE; Hydraulic, (050) Duration at .050 Lobe Lift, 225 Exh., 194 Int., 117 Degrees Lobe Separation
	1	Prelube		55-403 Std Only 1.5 oz. packet
	1	Prelube		55-400 Std Only 4 oz. bottle; 1.5 oz. packet No. 55-403 also avail.
	16	Lifter	71	HT-969 Std Only Hyd.; w/.440" wide oil groove
	16	Lifter, Bulk	71	HT-969B Std Only Hyd.; Carton of 128
	16	PUSH ROD Push Rod	71	RP-3179 Std Only VINTAGE; 9.3780" O.A.L.
	8	ROCKER PARTS Arm Assy.	71	R-870 Std Only Loc. L.H.; Incl. arm & retainer; Stamped steel
	8	Arm	71	R-870W Std Only Loc. L.H.; Stamped steel
8	Retainer	71	MR-1829 Std Only Loc. L.H.	
8	VALVE Exhaust	71	V-1799 Std Only Exc. Buick GS 455 Base, Riviera Base; VINTAGE; Chrome plated stem; 1.6250" Head Dia., 0.3725" Stem Dia., 5.1620" O.A.L.	
8	Intake	71	V-1800 Std Only Exc. Buick GS 455 Base, Riviera Base; VINTAGE; Chrome plated stem; 2.0000" Head Dia., 0.3725" Stem Dia., 5.1370" O.A.L.	
8	VALVE GUIDE Guide	71	VG-5062 Std Only Loc. Int.; 0.3735" ID, 2.3800" O.A.L.	
8	VALVE SPRING Spring	71	VS-712 Std Only Exc. Buick GS 455 Base, Riviera Base; VINTAGE; Loc. Exh.; Incl. damper; 2.2000" Free Height	
8	Spring	71	VS-712 Std Only Exc. Buick GS 455 Base, Riviera Base; VINTAGE; Loc. Int.; Incl. damper; 2.2000" Free Height	
16	VALVE SEAL Valve Stem Seal	71	ST-2002 Std Only Installation requires valve guide machining; (PLY) Polyacrylate	
16	Valve Stem Seal Bulk	71	ST-2002BC Std Only Positive type; Installation requires valve guide machining; Carton of 100; (PLY) Polyacrylate	
8	VALVE SEAT Seat	71	245-1750-2 Std Only Loc. Exh.; Use w/V-1799; 1.7550" OD, 1.5000" ID, 0.2160" Depth	

(continued on next page)

GM Car (Incl. Buick, Cad., Chev., Olds., Pontiac)

713 455 7.5L (7456cc) OHV V8 (16 Valve) (Buick), 4.3125" Bore (GMC Eng.), 4 Bbl. "Eng. Code TR" 1971
(cont.)

QTY	VALVE SEAT (cont.)	YEARS	PART NO.	DESCRIPTION
8	Seat	71	245-1750-2N Std Only	Loc. Exh.; Use w/V-1799; Premium Material; 1.7550" OD, 1.5000" ID, 0.2160" Depth
8	Seat	71	245-2125-2 Std Only	Loc. Int.; Use w/V-1800; 2.1305" OD, 1.8750" ID, 0.2480" Depth
QTY	VALVE, MISC	YEARS	PART NO.	DESCRIPTION
32	Keeper	71	VK-97 Std Only	VINTAGE; 1 groove; Square cut key groove
16	Spring Insert	71	259-100A Std Only	.060"; Carton of 100
16	Spring Insert	71	259-100B Std Only	VINTAGE; .030"; Carton of 100
QTY	PISTON	YEARS	PART NO.	DESCRIPTION
8	Cast Piston	71	392AP Std-30-40-60	VINTAGE; Cast; .9999" Pin Dia.; 2 Rings 5/64 Groove, 1 Ring 3/16 Groove, 1.955 CD, Recessed Head .230 deep x 3.610 dia.
8	Cast Piston - Individual	71	W392AP Std-30-40-60	VINTAGE; Cast; .9999" Pin Dia.; 2 Rings 5/64 Groove, 1 Ring 3/16 Groove, 1.955 CD, Recessed Head .230 deep x 3.610 dia.
QTY	RINGS	YEARS	PART NO.	DESCRIPTION
1	Premium Set	71	E-289K Std-30-40-60	VINTAGE; 2-5/64, 1-3/16; Premium Moly
1	Standard Set	71	E-289X Std-30	VINTAGE; 2-5/64, 1-3/16; Iron
QTY	ENGINE BEARINGS	YEARS	PART NO.	DESCRIPTION
1	Main Set	71	157M Std-1-10	Performance
1	Main Set	71	4664M Std-10-20-30	VINTAGE
1	Rod Set	71	8-7260CH Std-10	Performance
1	Rod Set	71	8-3320CP Std-10-20-30	VINTAGE
8	Rod Pair	71	3320CP Std-10-20-30	VINTAGE
1	Cam Set	71	1422M Std Only	VINTAGE; w/oil hole
QTY	OIL PUMP	YEARS	PART NO.	DESCRIPTION
1	Pump Repair Kit	71	224-518TP	Thrust plate kit; Provides new wear surface for scored or worn housing cover; Contains necessary screws, gskts. and instructions
1	Pump Repair Kit	71	224-519	VINTAGE
QTY	GASKETS	YEARS	PART NO.	DESCRIPTION
1	Kit Gasket Set	71	260-1150	VINTAGE; Int. manifold gskt. not incl.; Premium valve stem seals incl.
1	Valley Pan Gasket Set	71	260-4013	VINTAGE
QTY	FREEZE PLUGS	YEARS	PART NO.	DESCRIPTION
1	Brass Block Plug Kit	71	381-8003	VINTAGE
1	Steel Shallow Cup Freeze Plug	71	381-2189	
1	Steel Shallow Cup Freeze Plug	71	381-2172	1.922" Diameter

714 455 7.5L (7456cc) OHV V8 (16 Valve) (Buick), 4.3125" Bore (GMC Eng.), 4 Bbl. "Eng. Code TS" 1971

QTY	TIMING	YEARS	PART NO.	DESCRIPTION
1	3 Piece Set	71	KT3-498S	VINTAGE; 223-398 not sold separately
1	Timing Chain	71	222-498	48 Links
QTY	CAMSHAFT/LIFTER	YEARS	PART NO.	DESCRIPTION
16	Lifter	71	HT-969 Std Only	Hyd.; w/.440" wide oil groove
16	Lifter, Bulk	71	HT-969B Std Only	Hyd.; Carton of 128
QTY	PUSH ROD	YEARS	PART NO.	DESCRIPTION
16	Push Rod	71	RP-3179 Std Only	VINTAGE; 9.3780" O.A.L.
QTY	ROCKER PARTS	YEARS	PART NO.	DESCRIPTION
8	Arm Assy.	71	R-870 Std Only	Loc. L.H.; Incl. arm & retainer; Stamped steel
8	Arm	71	R-870W Std Only	Loc. L.H.; Stamped steel
8	Retainer	71	MR-1829 Std Only	Loc. L.H.
QTY	VALVE GUIDE	YEARS	PART NO.	DESCRIPTION
8	Guide	71	VG-5062 Std Only	Loc. Int.; 0.3735" ID, 2.3800" O.A.L
QTY	VALVE SPRING	YEARS	PART NO.	DESCRIPTION
8	Spring	71	VS-1582 Std Only	VINTAGE; Loc. Exh.; 2.1000" Free Height
8	Spring	71	VS-1582 Std Only	VINTAGE; Loc. Int.; 2.1000" Free Height
QTY	VALVE SEAL	YEARS	PART NO.	DESCRIPTION
16	Valve Stem Seal	71	ST-2002 Std Only	Installation requires valve guide machining; (PLY) Polyacrylate
16	Valve Stem Seal Bulk	71	ST-2002BC Std Only	Positive type; Installation requires valve guide machining; Carton of 100; (PLY) Polyacrylate
QTY	VALVE SEAT	YEARS	PART NO.	DESCRIPTION
8	Seat	71	245-1750-2 Std Only	Loc. Exh.; Use w/V-1799; 1.7550" OD, 1.5000" ID, 0.2160" Depth
8	Seat	71	245-1750-2N Std Only	Loc. Exh.; Use w/V-1799; Premium Material; 1.7550" OD, 1.5000" ID, 0.2160" Depth

(continued on next page)

GM Car (Incl. Buick, Cad., Chev., Olds., Pontiac)

455 7.5L (7456cc) OHV V8 (16 Valve) (Buick), 4.3125" Bore (GMC Eng.), 4 Bbl. "Eng. Code TS" 1971 714 (cont.)

QTY	VALVE SEAT (cont.)	YEARS	PART NO.	DESCRIPTION
8	Seat	71	245-2125-2 Std Only	Loc. Int.; Use w/V-1800; 2.1305" OD, 1.8750" ID, 0.2480" Depth
QTY 32	VALVE, MISC Keeper	YEARS 71	PART NO. VK-97 Std Only	DESCRIPTION VINTAGE; 1 groove; Square cut key groove
16	Spring Insert	71	259-100A Std Only	.060"; Carton of 100
16	Spring Insert	71	259-100B Std Only	VINTAGE; .030"; Carton of 100
QTY 8	PISTON Cast Piston	YEARS 71	PART NO. 392AP Std-30-40-60	DESCRIPTION VINTAGE; Cast; .9999" Pin Dia.; 2 Rings 5/64 Groove, 1 Ring 3/16 Groove, 1.955 CD, Recessed Head .230 deep x 3.610 dia.
8	Cast Piston - Individual	71	W392AP Std-30-40-60	VINTAGE; Cast; .9999" Pin Dia.; 2 Rings 5/64 Groove, 1 Ring 3/16 Groove, 1.955 CD, Recessed Head .230 deep x 3.610 dia.
QTY 1	RINGS Premium Set	YEARS 71	PART NO. E-289K Std-30-40-60	DESCRIPTION VINTAGE; 2-5/64, 1-3/16; Premium Moly
1	Standard Set	71	E-289X Std-30	VINTAGE; 2-5/64, 1-3/16; Iron
QTY 1	ENGINE BEARINGS Main Set	YEARS 71	PART NO. 157M Std-1-10	DESCRIPTION Performance
1	Main Set	71	4664M Std-10-20-30	VINTAGE
1	Rod Set	71	8-7260CH Std-10	Performance
1	Rod Set	71	8-3320CP Std-10-20-30	VINTAGE
8	Rod Pair	71	3320CP Std-10-20-30	VINTAGE
1	Cam Set	71	1422M Std Only	VINTAGE; w/oil hole
QTY 1	OIL PUMP Pump Repair Kit	YEARS 71	PART NO. 224-518TP	DESCRIPTION Thrust plate kit; Provides new wear surface for scored or worn housing cover; Contains necessary screws, gskts. and instructions
1	Pump Repair Kit	71	224-519	VINTAGE
QTY 1	GASKETS Kit Gasket Set	YEARS 71	PART NO. 260-1150	DESCRIPTION VINTAGE; Int. manifold gskt. not incl.; Premium valve stem seals incl.
1	Valley Pan Gasket Set	71	260-4013	VINTAGE
QTY 1	FREEZE PLUGS Brass Block Plug Kit	YEARS 71	PART NO. 381-8003	DESCRIPTION VINTAGE
1	Steel Shallow Cup Freeze Plug	71	381-2189	
1	Steel Shallow Cup Freeze Plug	71	381-2172	1.922" Diameter

455 7.5L (7457cc) OHV V8 (16 Valve) (Oldsmobile), 4.125" Bore (GMC Eng.), 4 Bbl. "VIN R" 1974 715

QTY	TIMING	YEARS	PART NO.	DESCRIPTION
1	3 Piece Set	74	KT3-494SA5	VINTAGE; (1) 222-494; (1) 223-360; (1) 223-361
1	Timing Chain	74	222-494	48 Links
QTY 1	CAMSHAFT/LIFTER Performance Cam	YEARS 74	PART NO. CS-176R	DESCRIPTION Hi-Perf.; Pro-5000 Perf. Cam; 0.474" Exh. Valve Lift, 0.474" Int. Valve Lift, Hydraulic, (050) Duration at .050 Lobe Lift, 232 Exh., 232 Int., 113 Degrees Lobe Separation
1	Prelube		55-403 Std Only	1.5 oz. packet
1	Prelube		55-400 Std Only	4 oz. bottle; 1.5 oz. packet No. 55-403 also avail.
16	Lifter	74	HT-951 Std Only	Hyd.
16	Lifter, Bulk	74	HT-951B Std Only	Hyd.; Carton of 128
QTY 16	PUSH ROD Push Rod	YEARS 74	PART NO. RP-3228R Std Only	DESCRIPTION Chrome-Moly; 9.5500" O.A.L.
16	Push Rod	74	RP-3197 Std Only	VINTAGE; 9.5460" O.A.L.
16	Push Rod, Bulk	74	BRP-3197 Std Only	VINTAGE; Carton of 100; 9.5460" O.A.L.
QTY 8	ROCKER PARTS Arm Assy.	YEARS 74	PART NO. R-856 Std Only	DESCRIPTION VINTAGE; Incl. 2-arms & 1-pivot assy.
8	Arm Assy., Bulk	74	R-856B Std Only	VINTAGE; Incl. 2-arms & 1-pivot assy.; Carton of 64
8	Arm	74	R-856A Std Only	VINTAGE
8	Bridge	74	MR-1840 Std Only	
8	Pivot	74	MR-1903 Std Only	
QTY 8	VALVE Exhaust	YEARS 74	PART NO. V-1772 Std Only	DESCRIPTION Opt. W30; Chrome plated stem; 1.6240" Head Dia., 0.3422" Stem Dia., 4.6950" O.A.L.
8	Exhaust	74	V-2028 Std Only	VINTAGE; Exc. Opt. W30; Chrome plated stem; 1.6220" Head Dia., 0.3423" Stem Dia., 4.6750" O.A.L.
8	Intake	74	V-1776 Std Only	Opt. W30; 2.0630" Head Dia., 0.3427" Stem Dia., 4.7170" O.A.L.
8	Intake	74	V-1775 Std Only	VINTAGE; Exc. Opt. W30; 1.9920" Head Dia., 0.3430" Stem Dia., 4.7090" O.A.L.

(continued on next page)

GM Car (Incl. Buick, Cad., Chev., Olds., Pontiac)

715 455 7.5L (7457cc) OHV V8 (16 Valve) (Oldsmobile), 4.125" Bore (GMC Eng.), 4 Bbl. "VIN R" 1974
(cont.)

QTY	VALVE (cont.)	YEARS	PART NO.	DESCRIPTION
8	Intake	74	V-2304 Std Only	VINTAGE; Exc. Opt. W30; Stock replacement; 1.9950" Head Dia., 0.3430" Stem Dia., 4.6670" O.A.L.
QTY	VALVE GUIDE	YEARS	PART NO.	DESCRIPTION
16	Guide	74	VG-5038 Std Only	0.3430" ID, 2.1200" O.A.L
16	Guide, Bulk	74	VG-5038B Std Only	Carton of 50; 0.3430" ID, 2.1200" O.A.L
QTY	VALVE SPRING	YEARS	PART NO.	DESCRIPTION
16	Spring	74	VS-721 Std Only	w/A/T; 1.9600" Free Height
16	Spring, Bulk	74	VS-721B Std Only	w/A/T; Carton of 250; 1.9600" Free Height
QTY	VALVE SEAL	YEARS	PART NO.	DESCRIPTION
8	Valve Stem Seal	74	ST-2001 Std Only	Loc. Exh.; Positive type; Installation requires valve guide machining; (RBBTF) Rubber/PTFE
8	Valve Stem Seal	74	MV-1903 Std Only	Loc. Exh.; Use w/repair guide; Positive type; (RBB) Rubber
8	Valve Stem Seal	74	ST-2001 Std Only	Loc. Int.; Positive type; Installation requires valve guide machining; (RBBTF) Rubber/PTFE
8	Valve Stem Seal	74	MV-1819C Std Only	Loc. Int.; Umbrella type; (NYL) Nylon
8	Valve Stem Seal	74	MV-1903 Std Only	Loc. Int.; Use w/repair guide; Positive type; (RBB) Rubber
8	Valve Stem Seal Bulk	74	ST-2001BC Std Only	Loc. Exh.; Positive type; Installation requires valve guide machining; Carton of 100; (RBBTF) Rubber/PTFE
8	Valve Stem Seal Bulk	74	ST-2001BC Std Only	Loc. Int.; Positive type; Installation requires valve guide machining; Carton of 100; (RBBTF) Rubber/PTFE
8	Valve Stem Seal Bulk	74	MV-1819 Std Only	Loc. Int.; Umbrella type; Carton of 50; (NYL) Nylon
QTY	VALVE SEAT	YEARS	PART NO.	DESCRIPTION
8	Seat	74	245-1750-2 Std Only	Loc. Exh.; Use w/V-1772; 1.7550" OD, 1.5000" ID, 0.2160" Depth
8	Seat	74	245-1750-2N Std Only	Loc. Exh.; Use w/V-1772; Premium Material; 1.7550" OD, 1.5000" ID, 0.2160" Depth
8	Seat	74	245-2125-2 Std Only	Loc. Int.; Use w/V-1775 & V-2304; 2.1305" OD, 1.8750" ID, 0.2480" Depth
8	Seat	74	245-2250-1 Std Only	Loc. Int.; Use w/V-1776; Machine ID to fit; 2.2555" OD, 1.9375" ID, 0.1855" Depth
QTY	VALVE, MISC	YEARS	PART NO.	DESCRIPTION
32	Keeper	74	VK-115A Std Only	1 groove; Square cut key groove; Carton pack 24
32	Keeper	74	VK-115 Std Only	1 groove; Square cut key groove; Carton pack 32
32	Keeper	74	VK-115R Std Only	1 groove; Square cut key groove; Hardened
32	Keeper, Bulk	74	VK-115B Std Only	1 groove; Square cut key groove; Carton of 1000
16	Spring Insert	74	259-303C Std Only	.015"; ID .703"; Carton of 100
16	Spring Insert	74	259-303B Std Only	.030"; ID .703"; Carton of 100
16	Spring Insert	74	259-303A Std Only	.060"; ID .703"; Carton of 100
16	Spring Insert	74	259-303ARS Std Only	.060"; ID .703"; Carton of 500
QTY	PISTON	YEARS	PART NO.	DESCRIPTION
8	Cast Piston	74	369P Std-20-30-40-60	VINTAGE; High comp.; Cast; .9806" Pin Dia.; 2 Rings 5/64 Groove, 1 Ring 3/16 Groove, 1.725 CD, Recessed Head .120 deep x 2.940 dia. - 9.75:1 C.R.
8	Cast Piston - Individual	74	W369P Std-20-30-40-60	VINTAGE; High comp.; Cast; .9806" Pin Dia.; 2 Rings 5/64 Groove, 1 Ring 3/16 Groove, 1.725 CD, Recessed Head .120 deep x 2.940 dia. - 9.75:1 C.R.
8	POWERFORGED Piston-Individual	74	WL-2390F 30 30	Powerforged; 0.9805" Pin Dia.; 2 Rings 5/64 Groove, 1 Ring 3/16 Groove, 1.735 CD, Recessed Head .306 deep x 3.500 dia. DUROSHIELD® skirt coated piston.
QTY	RINGS	YEARS	PART NO.	DESCRIPTION
1	Premium Set	74	E-243K Std-20-30-40-60	VINTAGE; 2-5/64, 1-3/16; Premium Moly
1	Standard Set	74	E-243X Std-20-30-40-60	VINTAGE; 2-5/64, 1-3/16; Iron
QTY	ENGINE BEARINGS	YEARS	PART NO.	DESCRIPTION
1	Main Set	74	4294M Std-10-20-30	
1	Main Set	74	108M Std-10-20	Performance; Half grooved
1	Rod Set	74	8-3345P Std-10-20-30-40	
1	Rod Set	74	8-7040CH Std-10	Performance
8	Rod Pair	74	3345P Std-1-10-20-30-40	
1	Cam Set	74	1234M Std Only	VINTAGE; Babbitt material; Full round design
QTY	OIL PUMP	YEARS	PART NO.	DESCRIPTION
1	Oil Pump	74	224-41203	
1	Oil Pump	74	224-41203V	High Volume, check pan for clearance; Use w/224-11203V screen
1	Inter. Shaft	74	224-61203	
1	Screen Assy.	74	224-11203	Exc. Oldsmobile Toronado Base; 5/8" inlet tube
1	Screen Assy.	74	224-11203V	Exc. Oldsmobile Toronado Base; Bolt-on 3/4" tube; Use w/224-41203V pump
1	Screen Assy.	74	224-12203	Oldsmobile Toronado Base; Press-in tube

VALVE TRAIN

VALVE TRAIN

BLOCK

BLOCK

(continued on next page)

GM Car (Incl. Buick, Cad., Chev., Olds., Pontiac)

455 7.5L (7457cc) OHV V8 (16 Valve) (Oldsmobile), 4.125" Bore (GMC Eng.), 4 Bbl. "VIN R" 1974 715
(cont.)

	QTY	GASKETS	YEARS	PART NO.	DESCRIPTION
BLOCK	1	Kit Gasket Set	74	260-1008	VINTAGE; Int. manifold gskt. not incl.; Premium valve stem seals incl.
	1	Valley Pan Gasket Set	74	260-4024	VINTAGE
	QTY	FREEZE PLUGS	YEARS	PART NO.	DESCRIPTION
	1	Brass Block Plug Kit	74	381-8020	
	1	Steel Block Plug Kit	74	381-4020	
	1	Brass Deep Cup Freeze Plug	74	381-9002	1.500" Diameter, 0.375" Height
	1	Steel Deep Cup Freeze Plug	74	381-3077	0.906" Diameter
	1	Steel Deep Cup Freeze Plug	74	381-3133	1.500" Diameter, 0.375" Height
1	Steel Deep Cup Freeze Plug	74	381-3054	19/32" Diameter	
1	Steel Deep Cup Freeze Plug	74	381-3131	2.094" Diameter	

455 7.5L (7457cc) OHV V8 (16 Valve) (Oldsmobile), 4.125" Bore (GMC Eng.), 4 Bbl. "VIN S" 1976-1975 716

	QTY	TIMING	YEARS	PART NO.	DESCRIPTION
VALVE TRAIN	1	3 Piece Set	76-75	KT3-498SA3	(1) 222-498; (1) 223-348; (1) 223-349
	1	Timing Set w/Gaskets	76-75	CTS-1005	
	1	Timing Chain	76-75	222-498	48 Links
	1	Crank Sprocket	76-75	223-349	18 Teeth
	1	Cam Sprocket	76-75	223-348	36 Teeth
	QTY	CAMSHAFT/LIFTER	YEARS	PART NO.	DESCRIPTION
	1	Camshaft	76-75	CS-651	Hydraulic, (050) Duration at .050 Lobe Lift, 207 Exh., 194 Int., 109 Degrees Lobe Separation
	1	Prelube		55-403 Std Only	1.5 oz. packet
	1	Prelube		55-400 Std Only	4 oz. bottle; 1.5 oz. packet No. 55-403 also avail.
	16	Lifter	76-75	HT-951 Std Only	Hyd.
	16	Lifter, Bulk	76-75	HT-951B Std Only	Hyd.; Carton of 128
	QTY	CAM KIT	YEARS	PART NO.	DESCRIPTION
	1	Cam/Lifter/Timing Kit	76-75	KCT-651	Hyd.; (1) 55-403B; (1) CS-651; (16) HT-951; (1) KT3-498SA3
	QTY	PUSH ROD	YEARS	PART NO.	DESCRIPTION
	16	Push Rod	76-75	RP-3228R Std Only	Chrome-Moly; 9.5500" O.A.L.
	16	Push Rod	76-75	RP-3197 Std Only	VINTAGE; 9.5460" O.A.L.
	16	Push Rod, Bulk	76-75	BRP-3197 Std Only	VINTAGE; Carton of 100; 9.5460" O.A.L.
	QTY	ROCKER PARTS	YEARS	PART NO.	DESCRIPTION
	8	Arm Assy.	76-75	R-856 Std Only	VINTAGE; Incl. 2-arms & 1-pivot assy.
	8	Arm Assy., Bulk	76-75	R-856B Std Only	VINTAGE; Incl. 2-arms & 1-pivot assy.; Carton of 64
8	Arm	76-75	R-856A Std Only	VINTAGE	
8	Bridge	76-75	MR-1840 Std Only		
8	Pivot	76-75	MR-1903 Std Only		
QTY	VALVE	YEARS	PART NO.	DESCRIPTION	
8	Exhaust	76-75	V-2028 Std Only	VINTAGE; Chrome plated stem; 1.6220" Head Dia., 0.3423" Stem Dia., 4.6750" O.A.L.	
8	Intake	76-75	V-1775 Std Only	VINTAGE; 1.9920" Head Dia., 0.3430" Stem Dia., 4.7090" O.A.L.	
8	Intake	76-75	V-2304 Std Only	VINTAGE; Stock replacement; 1.9950" Head Dia., 0.3430" Stem Dia., 4.6670" O.A.L.	
QTY	VALVE GUIDE	YEARS	PART NO.	DESCRIPTION	
16	Guide	76-75	VG-5038 Std Only	0.3430" ID, 2.1200" O.A.L	
16	Guide, Bulk	76-75	VG-5038B Std Only	Carton of 50; 0.3430" ID, 2.1200" O.A.L	
QTY	VALVE SPRING	YEARS	PART NO.	DESCRIPTION	
16	Spring	76-75	VS-721 Std Only	1.9600" Free Height	
16	Spring, Bulk	76-75	VS-721B Std Only	Carton of 250; 1.9600" Free Height	
QTY	VALVE SEAL	YEARS	PART NO.	DESCRIPTION	
8	Valve Stem Seal	76-75	ST-2001 Std Only	Loc. Exh.; Positive type; Installation requires valve guide machining; (RBBTF) Rubber/PTFE	
8	Valve Stem Seal	76-75	MV-1903 Std Only	Loc. Exh.; Use w/repair guide; Positive type; (RBB) Rubber	
8	Valve Stem Seal	76-75	ST-2001 Std Only	Loc. Int.; Positive type; Installation requires valve guide machining; (RBBTF) Rubber/PTFE	
8	Valve Stem Seal	76-75	MV-1819C Std Only	Loc. Int.; Umbrella type; (NYL) Nylon	
8	Valve Stem Seal	76-75	MV-1903 Std Only	Loc. Int.; Use w/repair guide; Positive type; (RBB) Rubber	
8	Valve Stem Seal Bulk	76-75	ST-2001BC Std Only	Loc. Exh.; Positive type; Installation requires valve guide machining; Carton of 100; (RBBTF) Rubber/PTFE	
8	Valve Stem Seal Bulk	76-75	ST-2001BC Std Only	Loc. Int.; Positive type; Installation requires valve guide machining; Carton of 100; (RBBTF) Rubber/PTFE	
8	Valve Stem Seal Bulk	76-75	MV-1819 Std Only	Loc. Int.; Umbrella type; Carton of 50; (NYL) Nylon	
QTY	VALVE SEAT	YEARS	PART NO.	DESCRIPTION	
8	Seat	76-75	245-1750-2 Std Only	Loc. Exh.; Use w/V-1772; 1.7550" OD, 1.5000" ID, 0.2160" Depth	

(continued on next page)

GM Car (Incl. Buick, Cad., Chev., Olds., Pontiac)

716 455 7.5L (7457cc) OHV V8 (16 Valve) (Oldsmobile), 4.125" Bore (GMC Eng.), 4 Bbl. "VIN S" 1976-1975
(cont.)

QTY	VALVE SEAT (cont.)	YEARS	PART NO.	DESCRIPTION
8	Seat	76-75	245-1750-2N Std Only	Loc. Exh.; Use w/V-1772; Premium Material; 1.7550" OD, 1.5000" ID, 0.2160" Depth
8	Seat	76-75	245-2125-2 Std Only	Loc. Int.; 2.1305" OD, 1.8750" ID, 0.2480" Depth
QTY	VALVE, MISC	YEARS	PART NO.	DESCRIPTION
32	Keeper	76-75	VK-115A Std Only	1 groove; Square cut key groove; Carton pack 24
32	Keeper	76-75	VK-115 Std Only	1 groove; Square cut key groove; Carton pack 32
32	Keeper	76-75	VK-115R Std Only	1 groove; Square cut key groove; Hardened
32	Keeper, Bulk	76-75	VK-115B Std Only	1 groove; Square cut key groove; Carton of 1000
16	Spring Insert	76-75	259-303C Std Only	.015"; ID .703"; Carton of 100
16	Spring Insert	76-75	259-303B Std Only	.030"; ID .703"; Carton of 100
16	Spring Insert	76-75	259-303A Std Only	.060"; ID .703"; Carton of 100
16	Spring Insert	76-75	259-303ARS Std Only	.060"; ID .703"; Carton of 500
QTY	PISTON	YEARS	PART NO.	DESCRIPTION
8	Cast Piston	76-75	369P Std-20-30-40-60	VINTAGE; High comp.; Cast; .9806" Pin Dia.; 2 Rings 5/64 Groove, 1 Ring 3/16 Groove, 1.725 CD, Recessed Head .120 deep x 2.940 dia. - 9.75:1 C.R.
8	Cast Piston - Individual	76-75	W369P Std-20-30-40-60	VINTAGE; High comp.; Cast; .9806" Pin Dia.; 2 Rings 5/64 Groove, 1 Ring 3/16 Groove, 1.725 CD, Recessed Head .120 deep x 2.940 dia. - 9.75:1 C.R.
8	POWERFORGED Piston-Individual	76-75	WL-2390F 30 30	Powerforged; 0.9805" Pin Dia.; 2 Rings 5/64 Groove, 1 Ring 3/16 Groove, 1.735 CD, Recessed Head .306 deep x 3.500 dia. DUROSHIELD® skirt coated piston.
QTY	RINGS	YEARS	PART NO.	DESCRIPTION
1	Premium Set	76-75	E-243K Std-20-30-40-60	VINTAGE; 2-5/64, 1-3/16; Premium Moly
1	Standard Set	76-75	E-243X Std-20-30-40-60	VINTAGE; 2-5/64, 1-3/16; Iron
QTY	ENGINE BEARINGS	YEARS	PART NO.	DESCRIPTION
1	Main Set	76-75	4294M Std-10-20-30	
1	Main Set	76-75	108M Std-10-20	Performance; Half grooved
1	Rod Set	76-75	8-3345P Std-10-20-30-40	
1	Rod Set	76-75	8-7040CH Std-10	Performance
8	Rod Pair	76-75	3345P Std-1-10-20-30-40	
1	Cam Set	76-75	1234M Std Only	VINTAGE; Babbitt material; Full round design
QTY	OIL PUMP	YEARS	PART NO.	DESCRIPTION
1	Oil Pump	76-75	224-41203	
1	Oil Pump	76-75	224-41203V	High Volume, check pan for clearance; Use w/224-11203V screen
1	Inter. Shaft	76-75	224-61203	
1	Screen Assy.	76-75	224-11203	Exc. Oldsmobile Toronado Brougham, Custom; 5/8" inlet tube
1	Screen Assy.	76-75	224-11203V	Exc. Oldsmobile Toronado Brougham, Custom; Bolt-on 3/4" tube; Use w/224-41203V pump
1	Screen Assy.	76-75	224-12203	Oldsmobile Toronado Brougham, Custom; Press-in tube
QTY	GASKETS	YEARS	PART NO.	DESCRIPTION
1	Kit Gasket Set	76-75	260-1008	VINTAGE; Int. manifold gskt. not incl.; Premium valve stem seals incl.
1	Valley Pan Gasket Set	76-75	260-4024	VINTAGE
QTY	FREEZE PLUGS	YEARS	PART NO.	DESCRIPTION
1	Brass Block Plug Kit	76-75	381-8020	
1	Steel Block Plug Kit	76-75	381-4020	
1	Brass Deep Cup Freeze Plug	76-75	381-9002	1.500" Diameter, 0.375" Height
1	Steel Deep Cup Freeze Plug	76-75	381-3077	0.906" Diameter
1	Steel Deep Cup Freeze Plug	76-75	381-3133	1.500" Diameter, 0.375" Height
1	Steel Deep Cup Freeze Plug	76-75	381-3054	19/32" Diameter
1	Steel Deep Cup Freeze Plug	76-75	381-3131	2.094" Diameter

717 455 7.5L (7457cc) OHV V8 (16 Valve) (Oldsmobile), 4.125" Bore (GMC Eng.), 4 Bbl. "VIN T" 1976-1972

QTY	TIMING	YEARS	PART NO.	DESCRIPTION
1	3 Piece Set	76-75	KT3-498SA3	(1) 222-498; (1) 223-348; (1) 223-349
1	3 Piece Set	74-72	KT3-494SA5	VINTAGE; (1) 222-494; (1) 223-360; (1) 223-361
1	Timing Set w/Gaskets	76-75	CTS-1005	
1	Timing Chain	76-75	222-498	48 Links
1	Timing Chain	74-72	222-494	48 Links
1	Crank Sprocket	76-75	223-349	18 Teeth
1	Cam Sprocket	76-75	223-348	36 Teeth
QTY	CAMSHAFT/LIFTER	YEARS	PART NO.	DESCRIPTION
1	Camshaft	76-75	CS-651	Hydraulic, (050) Duration at .050 Lobe Lift, 207 Exh., 194 Int., 109 Degrees Lobe Separation

(continued on next page)

GM Car (Incl. Buick, Cad., Chev., Olds., Pontiac)

455 7.5L (7457cc) OHV V8 (16 Valve) (Oldsmobile), 4.125" Bore (GMC Eng.), 4 Bbl. "VIN T" 1976-1972 717
(cont.)

QTY	CAMSHAFT/LIFTER	YEARS	PART NO.	DESCRIPTION
1	(cont.) Performance Cam	74-72	CS-176R	Hi-Perf.; Pro-5000 Perf. Cam; 0.474" Exh. Valve Lift, 0.474" Int. Valve Lift, Hydraulic, (050) Duration at .050 Lobe Lift, 232 Exh., 232 Int., 113 Degrees Lobe Separation
1	Prelube		55-403 Std Only	1.5 oz. packet
1	Prelube		55-400 Std Only	4 oz. bottle; 1.5 oz. packet No. 55-403 also avail.
16	Lifter	76-72	HT-951 Std Only	Hyd.
16	Lifter, Bulk	76-72	HT-951B Std Only	Hyd.; Carton of 128
QTY	CAM KIT	YEARS	PART NO.	DESCRIPTION
1	Cam/Lifter/Timing Kit	76-75	KCT-651	Hyd.; (1) 55-403B; (1) CS-651; (16) HT-951; (1) KT3-498SA3
QTY	PUSH ROD	YEARS	PART NO.	DESCRIPTION
16	Push Rod	76-72	RP-3228R Std Only	Chrome-Moly; 9.5500" O.A.L.
16	Push Rod	76-72	RP-3197 Std Only	VINTAGE; 9.5460" O.A.L.
16	Push Rod, Bulk	76-72	BRP-3197 Std Only	VINTAGE; Carton of 100; 9.5460" O.A.L.
QTY	ROCKER PARTS	YEARS	PART NO.	DESCRIPTION
8	Arm Assy.	76-72	R-856 Std Only	VINTAGE; Incl. 2-arms & 1-pivot assy.
8	Arm Assy., Bulk	76-72	R-856B Std Only	VINTAGE; Incl. 2-arms & 1-pivot assy.; Carton of 64
8	Arm	76-72	R-856A Std Only	VINTAGE
8	Bridge	76-72	MR-1840 Std Only	
8	Pivot	76-72	MR-1903 Std Only	
QTY	VALVE	YEARS	PART NO.	DESCRIPTION
8	Exhaust	76-75	V-2028 Std Only	VINTAGE; Chrome plated stem; 1.6220" Head Dia., 0.3423" Stem Dia., 4.6750" O.A.L.
8	Exhaust	74	V-1772 Std Only	Opt. W30; Chrome plated stem; 1.6240" Head Dia., 0.3422" Stem Dia., 4.6950" O.A.L.
8	Exhaust	74	V-2028 Std Only	VINTAGE; Exc. Opt. W30; Chrome plated stem; 1.6220" Head Dia., 0.3423" Stem Dia., 4.6750" O.A.L.
8	Exhaust	73	V-2028 Std Only	VINTAGE; w/TH400 Trans.; Chrome plated stem; 1.6220" Head Dia., 0.3423" Stem Dia., 4.6750" O.A.L.
8	Exhaust	73-72	V-1772 Std Only	w/M/T; Chrome plated stem; 1.6240" Head Dia., 0.3422" Stem Dia., 4.6950" O.A.L.
8	Exhaust	72	V-1943 Std Only	VINTAGE; w/A/T; Exc. Opt. W30; Exc. Calif.; 1.6840" Head Dia., 0.3423" Stem Dia., 4.6750" O.A.L.
8	Exhaust	72	V-1772 Std Only	w/A/T; Opt. W30; Chrome plated stem; 1.6240" Head Dia., 0.3422" Stem Dia., 4.6950" O.A.L.
8	Intake	76-75	V-1775 Std Only	VINTAGE; 1.9920" Head Dia., 0.3430" Stem Dia., 4.7090" O.A.L.
8	Intake	76-75	V-2304 Std Only	VINTAGE; Stock replacement; 1.9950" Head Dia., 0.3430" Stem Dia., 4.6670" O.A.L.
8	Intake	74	V-1776 Std Only	Opt. W30; 2.0630" Head Dia., 0.3427" Stem Dia., 4.7170" O.A.L.
8	Intake	74	V-1775 Std Only	VINTAGE; Exc. Opt. W30; 1.9920" Head Dia., 0.3430" Stem Dia., 4.7090" O.A.L.
8	Intake	74	V-2304 Std Only	VINTAGE; Exc. Opt. W30; Stock replacement; 1.9950" Head Dia., 0.3430" Stem Dia., 4.6670" O.A.L.
8	Intake	73	V-1775 Std Only	VINTAGE; w/TH400 Trans.; 1.9920" Head Dia., 0.3430" Stem Dia., 4.7090" O.A.L.
8	Intake	73	V-2304 Std Only	VINTAGE; w/TH400 Trans.; Stock replacement; 1.9950" Head Dia., 0.3430" Stem Dia., 4.6670" O.A.L.
8	Intake	73-72	V-1776 Std Only	w/M/T; 2.0630" Head Dia., 0.3427" Stem Dia., 4.7170" O.A.L.
8	Intake	72	V-1775 Std Only	VINTAGE; w/A/T; Exc. Opt. W30; 1.9920" Head Dia., 0.3430" Stem Dia., 4.7090" O.A.L.
8	Intake	72	V-2304 Std Only	VINTAGE; w/A/T; Exc. Opt. W30; Stock replacement; 1.9950" Head Dia., 0.3430" Stem Dia., 4.6670" O.A.L.
8	Intake	72	V-1776 Std Only	w/A/T; Opt. W30; 2.0630" Head Dia., 0.3427" Stem Dia., 4.7170" O.A.L.
QTY	VALVE GUIDE	YEARS	PART NO.	DESCRIPTION
16	Guide	76-72	VG-5038 Std Only	0.3430" ID, 2.1200" O.A.L.
16	Guide, Bulk	76-72	VG-5038B Std Only	Carton of 50; 0.3430" ID, 2.1200" O.A.L.
QTY	VALVE SPRING	YEARS	PART NO.	DESCRIPTION
16	Spring	76-75	VS-721 Std Only	1.9600" Free Height
16	Spring	74	VS-721 Std Only	w/A/T; 1.9600" Free Height
16	Spring	73	VS-721 Std Only	Exc. Oldsmobile 98 Base, Regency, Custom Cruiser Base, Delta 88 Base, Royale; w/A/T; 1.9600" Free Height
16	Spring	73-72	VS-1618R Std Only	w/M/T; Incl. damper; 1.9940" Free Height
16	Spring	72	VS-721 Std Only	Oldsmobile Toronado Base; 1.9600" Free Height
16	Spring	72	VS-1618R Std Only	Exc. Oldsmobile Toronado Base; Incl. damper; 1.9940" Free Height
16	Spring	72	VS-721 Std Only	w/A/T; 1.9600" Free Height

VALVE TRAIN

VALVE TRAIN

(continued on next page)

GM Car (Incl. Buick, Cad., Chev., Olds., Pontiac)

717 455 7.5L (7457cc) OHV V8 (16 Valve) (Oldsmobile), 4.125" Bore (GMC Eng.), 4 Bbl. "VIN T" 1976-1972
(cont.)

QTY	VALVE SPRING (cont.)	YEARS	PART NO.	DESCRIPTION
16	Spring, Bulk	76-75	VS-721B Std Only	Carton of 250; 1.9600" Free Height
16	Spring, Bulk	74	VS-721B Std Only	w/A/T; Carton of 250; 1.9600" Free Height
16	Spring, Bulk	73	VS-721B Std Only	Exc. Oldsmobile 98 Base, Regency, Custom Cruiser Base, Delta 88 Base, Royale; w/A/T; Carton of 250; 1.9600" Free Height
16	Spring, Bulk	72	VS-721B Std Only	Oldsmobile Toronado Base; Carton of 250; 1.9600" Free Height
16	Spring, Bulk	72	VS-721B Std Only	w/A/T; Carton of 250; 1.9600" Free Height
QTY	VALVE SEAL	YEARS	PART NO.	DESCRIPTION
8	Valve Stem Seal	76-72	ST-2001 Std Only	Loc. Exh.; Positive type; Installation requires valve guide machining; (RBBTF) Rubber/PTFE
8	Valve Stem Seal	76-72	MV-1903 Std Only	Loc. Exh.; Use w/repair guide; Positive type; (RBB) Rubber
8	Valve Stem Seal	76-72	ST-2001 Std Only	Loc. Int.; Positive type; Installation requires valve guide machining; (RBBTF) Rubber/PTFE
8	Valve Stem Seal	76-72	MV-1819C Std Only	Loc. Int.; Umbrella type; (NYL) Nylon
8	Valve Stem Seal	76-72	MV-1903 Std Only	Loc. Int.; Use w/repair guide; Positive type; (RBB) Rubber
8	Valve Stem Seal Bulk	76-72	ST-2001BC Std Only	Loc. Exh.; Positive type; Installation requires valve guide machining; Carton of 100; (RBBTF) Rubber/PTFE
8	Valve Stem Seal Bulk	76-72	ST-2001BC Std Only	Loc. Int.; Positive type; Installation requires valve guide machining; Carton of 100; (RBBTF) Rubber/PTFE
8	Valve Stem Seal Bulk	76-72	MV-1819 Std Only	Loc. Int.; Umbrella type; Carton of 50; (NYL) Nylon
QTY	VALVE SEAT	YEARS	PART NO.	DESCRIPTION
8	Seat	76-73	245-1750-2 Std Only	Loc. Exh.; Use w/V-1772; 1.7550" OD, 1.5000" ID, 0.2160" Depth
8	Seat	76-73	245-1750-2N Std Only	Loc. Exh.; Use w/V-1772; Premium Material; 1.7550" OD, 1.5000" ID, 0.2160" Depth
8	Seat	76-75	245-2125-2 Std Only	Loc. Int.; 2.1305" OD, 1.8750" ID, 0.2480" Depth
8	Seat	74-72	245-2125-2 Std Only	Loc. Int.; Use w/V-1775 & V-2304; 2.1305" OD, 1.8750" ID, 0.2480" Depth
8	Seat	74-72	245-2250-1 Std Only	Loc. Int.; Use w/V-1776; Machine ID to fit; 2.2555" OD, 1.9375" ID, 0.1855" Depth
QTY	VALVE, MISC	YEARS	PART NO.	DESCRIPTION
32	Keeper	76-72	VK-115A Std Only	1 groove; Square cut key groove; Carton pack 24
32	Keeper	76-72	VK-115 Std Only	1 groove; Square cut key groove; Carton pack 32
32	Keeper	76-72	VK-115R Std Only	1 groove; Square cut key groove; Hardened
32	Keeper, Bulk	76-72	VK-115B Std Only	1 groove; Square cut key groove; Carton of 1000
16	Spring Insert	76-72	259-303C Std Only	.015"; ID .703"; Carton of 100
16	Spring Insert	76-72	259-303B Std Only	.030"; ID .703"; Carton of 100
16	Spring Insert	76-72	259-303A Std Only	.060"; ID .703"; Carton of 100
16	Spring Insert	76-72	259-303ARS Std Only	.060"; ID .703"; Carton of 500
QTY	PISTON	YEARS	PART NO.	DESCRIPTION
8	Cast Piston	76-72	369P Std-20-30-40-60	VINTAGE; High comp.; Cast; .9806" Pin Dia.; 2 Rings 5/64 Groove, 1 Ring 3/16 Groove, 1.725 CD, Recessed Head .120 deep x 2.940 dia. - 9.75:1 C.R.
8	Cast Piston - Individual	76-72	W369P Std-20-30-40-60	VINTAGE; High comp.; Cast; .9806" Pin Dia.; 2 Rings 5/64 Groove, 1 Ring 3/16 Groove, 1.725 CD, Recessed Head .120 deep x 2.940 dia. - 9.75:1 C.R.
8	POWERFORGED Piston-Individual	76-72	WL-2390F 30 30	Powerforged; 0.9805" Pin Dia.; 2 Rings 5/64 Groove, 1 Ring 3/16 Groove, 1.735 CD, Recessed Head .306 deep x 3.500 dia. DUROSHIELD® skirt coated piston.
QTY	RINGS	YEARS	PART NO.	DESCRIPTION
1	Premium Set	76-72	E-243K Std-20-30-40-60	VINTAGE; 2-5/64, 1-3/16; Premium Moly
1	Standard Set	76-72	E-243X Std-20-30-40-60	VINTAGE; 2-5/64, 1-3/16; Iron
QTY	ENGINE BEARINGS	YEARS	PART NO.	DESCRIPTION
1	Main Set	76-72	4294M Std-10-20-30	
1	Main Set	76-72	108M Std-10-20	Performance; Half grooved
1	Rod Set	76-72	8-3345P Std-10-20-30-40	
1	Rod Set	76-72	8-7040CH Std-10	Performance
8	Rod Pair	76-72	3345P Std-1-10-20-30-40	
1	Cam Set	76-72	1234M Std Only	VINTAGE; Babbitt material; Full round design
QTY	OIL PUMP	YEARS	PART NO.	DESCRIPTION
1	Oil Pump	76-72	224-41203	
1	Oil Pump	76-72	224-41203V	High Volume, check pan for clearance; Use w/224-11203V screen
1	Inter. Shaft	76-72	224-61203	
1	Screen Assy.	76-75	224-11203	Exc. Oldsmobile Toronado Brougham, Custom; 5/8" inlet tube
1	Screen Assy.	76-75	224-11203V	Exc. Oldsmobile Toronado Brougham, Custom; Bolt-on 3/4" tube; Use w/224-41203V pump
1	Screen Assy.	76-75	224-12203	Oldsmobile Toronado Brougham, Custom; Press-in tube

(continued on next page)

GM Car (Incl. Buick, Cad., Chev., Olds., Pontiac)

455 7.5L (7457cc) OHV V8 (16 Valve) (Oldsmobile), 4.125" Bore (GMC Eng.), 4 Bbl. "VIN T" 1976-1972 717
(cont.)

	QTY	OIL PUMP (cont.)	YEARS	PART NO.	DESCRIPTION
BLOCK	1	Screen Assy.	74-72	224-11203	Exc. Oldsmobile Toronado Base; 5/8" inlet tube
	1	Screen Assy.	74-72	224-11203V	Exc. Oldsmobile Toronado Base; Bolt-on 3/4" tube; Use w/224-41203V pump
	1	Screen Assy.	74-72	224-12203	Oldsmobile Toronado Base; Press-in tube
	1	GASKETS	YEARS	PART NO.	DESCRIPTION
	1	Kit Gasket Set	76-72	260-1008	VINTAGE; Int. manifold gskt. not incl.; Premium valve stem seals incl.
	1	Valley Pan Gasket Set	76-73	260-4024	VINTAGE
	1	Valley Pan Gasket Set	72	260-4021	VINTAGE
	1	FREEZE PLUGS	YEARS	PART NO.	DESCRIPTION
	1	Brass Block Plug Kit	76-72	381-8020	
	1	Steel Block Plug Kit	76-72	381-4020	
1	Brass Deep Cup Freeze Plug	76-72	381-9002	1.500" Diameter, 0.375" Height	
1	Steel Deep Cup Freeze Plug	76-72	381-3077	0.906" Diameter	
1	Steel Deep Cup Freeze Plug	76-72	381-3133	1.500" Diameter, 0.375" Height	
1	Steel Deep Cup Freeze Plug	76-72	381-3054	19/32" Diameter	
1	Steel Deep Cup Freeze Plug	76-72	381-3131	2.094" Diameter	

455 7.5L (7457cc) OHV V8 (16 Valve) (Oldsmobile), 4.125" Bore (GMC Eng.), 4 Bbl. "VIN U" 1974-1972 718

	QTY	TIMING	YEARS	PART NO.	DESCRIPTION
VALVE TRAIN	1	3 Piece Set	74-72	KT3-494SA5	VINTAGE; (1) 222-494; (1) 223-360; (1) 223-361
	1	Timing Chain	74-72	222-494	48 Links
	1	CAMSHAFT/LIFTER	YEARS	PART NO.	DESCRIPTION
	1	Performance Cam	74-72	CS-176R	Hi-Perf.; Pro-5000 Perf. Cam; 0.474" Exh. Valve Lift, 0.474" Int. Valve Lift, Hydraulic, (050) Duration at .050 Lobe Lift, 232 Exh., 232 Int., 113 Degrees Lobe Separation
	1	Prelube		55-403 Std Only	1.5 oz. packet
	1	Prelube		55-400 Std Only	4 oz. bottle; 1.5 oz. packet No. 55-403 also avail.
	16	Lifter	74-72	HT-951 Std Only	Hyd.
	16	Lifter, Bulk	74-72	HT-951B Std Only	Hyd.; Carton of 128
	16	PUSH ROD	YEARS	PART NO.	DESCRIPTION
	16	Push Rod	74-72	RP-3228R Std Only	Chrome-Moly; 9.5500" O.A.L.
	16	Push Rod	74-72	RP-3197 Std Only	VINTAGE; 9.5460" O.A.L.
	16	Push Rod, Bulk	74-72	BRP-3197 Std Only	VINTAGE; Carton of 100; 9.5460" O.A.L.
	8	ROCKER PARTS	YEARS	PART NO.	DESCRIPTION
	8	Arm Assy.	74-72	R-856 Std Only	VINTAGE; Incl. 2-arms & 1-pivot assy.
	8	Arm Assy., Bulk	74-72	R-856B Std Only	VINTAGE; Incl. 2-arms & 1-pivot assy.; Carton of 64
	8	Arm	74-72	R-856A Std Only	VINTAGE
	8	Bridge	74-72	MR-1840 Std Only	
	8	Pivot	74-72	MR-1903 Std Only	
8	VALVE	YEARS	PART NO.	DESCRIPTION	
8	Exhaust	74	V-1772 Std Only	Opt. W30; Chrome plated stem; 1.6240" Head Dia., 0.3422" Stem Dia., 4.6950" O.A.L.	
8	Exhaust	74	V-2028 Std Only	VINTAGE; Exc. Opt. W30; Chrome plated stem; 1.6220" Head Dia., 0.3423" Stem Dia., 4.6750" O.A.L.	
8	Exhaust	73	V-2028 Std Only	VINTAGE; w/TH400 Trans.; Chrome plated stem; 1.6220" Head Dia., 0.3423" Stem Dia., 4.6750" O.A.L.	
8	Exhaust	73-72	V-1772 Std Only	w/M/T; Chrome plated stem; 1.6240" Head Dia., 0.3422" Stem Dia., 4.6950" O.A.L.	
8	Exhaust	72	V-1943 Std Only	VINTAGE; w/A/T; Exc. Opt. W30; Exc. Calif.; 1.6840" Head Dia., 0.3423" Stem Dia., 4.6750" O.A.L.	
8	Exhaust	72	V-1772 Std Only	w/A/T; Opt. W30; Chrome plated stem; 1.6240" Head Dia., 0.3422" Stem Dia., 4.6950" O.A.L.	
8	Intake	74	V-1776 Std Only	Opt. W30; 2.0630" Head Dia., 0.3427" Stem Dia., 4.7170" O.A.L.	
8	Intake	74	V-1775 Std Only	VINTAGE; Exc. Opt. W30; 1.9920" Head Dia., 0.3430" Stem Dia., 4.7090" O.A.L.	
8	Intake	74	V-2304 Std Only	VINTAGE; Exc. Opt. W30; Stock replacement; 1.9950" Head Dia., 0.3430" Stem Dia., 4.6670" O.A.L.	
8	Intake	73	V-1775 Std Only	VINTAGE; w/TH400 Trans.; 1.9920" Head Dia., 0.3430" Stem Dia., 4.7090" O.A.L.	
8	Intake	73	V-2304 Std Only	VINTAGE; w/TH400 Trans.; Stock replacement; 1.9950" Head Dia., 0.3430" Stem Dia., 4.6670" O.A.L.	
8	Intake	73-72	V-1776 Std Only	w/M/T; 2.0630" Head Dia., 0.3427" Stem Dia., 4.7170" O.A.L.	
8	Intake	72	V-1775 Std Only	VINTAGE; w/A/T; Exc. Opt. W30; 1.9920" Head Dia., 0.3430" Stem Dia., 4.7090" O.A.L.	
8	Intake	72	V-2304 Std Only	VINTAGE; w/A/T; Exc. Opt. W30; Stock replacement; 1.9950" Head Dia., 0.3430" Stem Dia., 4.6670" O.A.L.	

(continued on next page)

GM Car (Incl. Buick, Cad., Chev., Olds., Pontiac)

718 455 7.5L (7457cc) OHV V8 (16 Valve) (Oldsmobile), 4.125" Bore (GMC Eng.), 4 Bbl. "VIN U" 1974-1972
(cont.)

QTY	VALVE (cont.)	YEARS	PART NO.	DESCRIPTION
8	Intake	72	V-1776 Std Only	w/A/T; Opt. W30; 2.0630" Head Dia., 0.3427" Stem Dia., 4.7170" O.A.L.
QTY	VALVE GUIDE	YEARS	PART NO.	DESCRIPTION
16	Guide	74-72	VG-5038 Std Only	0.3430" ID, 2.1200" O.A.L
16	Guide, Bulk	74-72	VG-5038B Std Only	Carton of 50; 0.3430" ID, 2.1200" O.A.L
QTY	VALVE SPRING	YEARS	PART NO.	DESCRIPTION
16	Spring	74-72	VS-721 Std Only	1.9600" Free Height
16	Spring	74-72	VS-1618R Std Only	Incl. damper; 1.9940" Free Height
16	Spring	74	VS-721 Std Only	w/A/T; 1.9600" Free Height
16	Spring	73	VS-721 Std Only	Oldsmobile Toronado Base; w/A/T; 1.9600" Free Height
16	Spring	73	VS-1618R Std Only	Exc. Oldsmobile Toronado Base; w/M/T; Incl. damper; 1.9940" Free Height
16	Spring, Bulk	74-72	VS-721B Std Only	Carton of 250; 1.9600" Free Height
16	Spring, Bulk	74	VS-721B Std Only	w/A/T; Carton of 250; 1.9600" Free Height
16	Spring, Bulk	73	VS-721B Std Only	Oldsmobile Toronado Base; w/A/T; Carton of 250; 1.9600" Free Height
QTY	VALVE SEAL	YEARS	PART NO.	DESCRIPTION
8	Valve Stem Seal	74-72	ST-2001 Std Only	Loc. Exh.; Positive type; Installation requires valve guide machining; (RBBTF) Rubber/PTFE
8	Valve Stem Seal	74-72	MV-1903 Std Only	Loc. Exh.; Use w/repair guide; Positive type; (RBB) Rubber
8	Valve Stem Seal	74-72	ST-2001 Std Only	Loc. Int.; Positive type; Installation requires valve guide machining; (RBBTF) Rubber/PTFE
8	Valve Stem Seal	74-72	MV-1819C Std Only	Loc. Int.; Umbrella type; (NYL) Nylon
8	Valve Stem Seal	74-72	MV-1903 Std Only	Loc. Int.; Use w/repair guide; Positive type; (RBB) Rubber
8	Valve Stem Seal Bulk	74-72	ST-2001BC Std Only	Loc. Exh.; Positive type; Installation requires valve guide machining; Carton of 100; (RBBTF) Rubber/PTFE
8	Valve Stem Seal Bulk	74-72	ST-2001BC Std Only	Loc. Int.; Positive type; Installation requires valve guide machining; Carton of 100; (RBBTF) Rubber/PTFE
8	Valve Stem Seal Bulk	74-72	MV-1819 Std Only	Loc. Int.; Umbrella type; Carton of 50; (NYL) Nylon
QTY	VALVE SEAT	YEARS	PART NO.	DESCRIPTION
8	Seat	74-73	245-1750-2 Std Only	Loc. Exh.; Use w/V-1772; 1.7550" OD, 1.5000" ID, 0.2160" Depth
8	Seat	74-73	245-1750-2N Std Only	Loc. Exh.; Use w/V-1772; Premium Material; 1.7550" OD, 1.5000" ID, 0.2160" Depth
8	Seat	74-72	245-2125-2 Std Only	Loc. Int.; Use w/V-1775 & V-2304; 2.1305" OD, 1.8750" ID, 0.2480" Depth
8	Seat	74-72	245-2250-1 Std Only	Loc. Int.; Use w/V-1776; Machine ID to fit; 2.2555" OD, 1.9375" ID, 0.1855" Depth
QTY	VALVE, MISC	YEARS	PART NO.	DESCRIPTION
32	Keeper	74-72	VK-115A Std Only	1 groove; Square cut key groove; Carton pack 24
32	Keeper	74-72	VK-115 Std Only	1 groove; Square cut key groove; Carton pack 32
32	Keeper	74-72	VK-115R Std Only	1 groove; Square cut key groove; Hardened
32	Keeper, Bulk	74-72	VK-115B Std Only	1 groove; Square cut key groove; Carton of 1000
16	Spring Insert	74-72	259-303C Std Only	.015"; ID .703"; Carton of 100
16	Spring Insert	74-72	259-303B Std Only	.030"; ID .703"; Carton of 100
16	Spring Insert	74-72	259-303A Std Only	.060"; ID .703"; Carton of 100
16	Spring Insert	74-72	259-303ARS Std Only	.060"; ID .703"; Carton of 500
QTY	PISTON	YEARS	PART NO.	DESCRIPTION
8	Cast Piston	74-72	369P Std-20-30-40-60	VINTAGE; High comp.; Cast; .9806" Pin Dia.; 2 Rings 5/64 Groove, 1 Ring 3/16 Groove, 1.725 CD, Recessed Head .120 deep x 2.940 dia. - 9.75:1 C.R.
8	Cast Piston - Individual	74-72	W369P Std-20-30-40-60	VINTAGE; High comp.; Cast; .9806" Pin Dia.; 2 Rings 5/64 Groove, 1 Ring 3/16 Groove, 1.725 CD, Recessed Head .120 deep x 2.940 dia. - 9.75:1 C.R.
8	POWERFORGED Piston-Individual	74-72	WL-2390F 30 30	Powerforged; 0.9805" Pin Dia.; 2 Rings 5/64 Groove, 1 Ring 3/16 Groove, 1.735 CD, Recessed Head .306 deep x 3.500 dia. DUROSHIELD® skirt coated piston.
QTY	RINGS	YEARS	PART NO.	DESCRIPTION
1	Premium Set	74-72	E-243K Std-20-30-40-60	VINTAGE; 2-5/64, 1-3/16; Premium Moly
1	Standard Set	74-72	E-243X Std-20-30-40-60	VINTAGE; 2-5/64, 1-3/16; Iron
QTY	ENGINE BEARINGS	YEARS	PART NO.	DESCRIPTION
1	Main Set	74-72	4294M Std-10-20-30	
1	Main Set	74-72	108M Std-10-20	Performance; Half grooved
1	Rod Set	74-72	8-3345P Std-10-20-30-40	
1	Rod Set	74-72	8-7040CH Std-10	Performance
8	Rod Pair	74-72	3345P Std-1-10-20-30-40	
1	Cam Set	74-72	1234M Std Only	VINTAGE; Babbitt material; Full round design
QTY	OIL PUMP	YEARS	PART NO.	DESCRIPTION
1	Oil Pump	74-72	224-41203	

VALVE TRAIN

VALVE TRAIN

BLOCK

BLOCK

(continued on next page)

GM Car (Incl. Buick, Cad., Chev., Olds., Pontiac)

455 7.5L (7457cc) OHV V8 (16 Valve) (Oldsmobile), 4.125" Bore (GMC Eng.), 4 Bbl. "VIN U" 1974-1972 718
(cont.)

	QTY	OIL PUMP (cont.)	YEARS	PART NO.	DESCRIPTION	
BLOCK	1	Oil Pump	74-72	224-41203V	High Volume, check pan for clearance; Use w/224-11203V screen	
	1	Inter. Shaft	74-72	224-61203		
	1	Screen Assy.	74-72	224-11203	Exc. Oldsmobile Toronado Base; 5/8" inlet tube	
	1	Screen Assy.	74-72	224-11203V	Exc. Oldsmobile Toronado Base; Bolt-on 3/4" tube; Use w/224-41203V pump	
	1	Screen Assy.	74-72	224-12203	Oldsmobile Toronado Base; Press-in tube	
	QTY		GASKETS	YEARS	PART NO.	DESCRIPTION
	1	Kit Gasket Set	74-72	260-1008	VINTAGE; Int. manifold gskt. not incl.; Premium valve stem seals incl.	
	1	Valley Pan Gasket Set	74-73	260-4024	VINTAGE	
	1	Valley Pan Gasket Set	72	260-4021	VINTAGE	
	QTY		FREEZE PLUGS	YEARS	PART NO.	DESCRIPTION
1	Brass Block Plug Kit	74-72	381-8020			
1	Steel Block Plug Kit	74-72	381-4020			
1	Brass Deep Cup Freeze Plug	74-72	381-9002	1.500" Diameter, 0.375" Height		
1	Steel Deep Cup Freeze Plug	74-72	381-3077	0.906" Diameter		
1	Steel Deep Cup Freeze Plug	74-72	381-3133	1.500" Diameter, 0.375" Height		
1	Steel Deep Cup Freeze Plug	74-72	381-3054	19/32" Diameter		
1	Steel Deep Cup Freeze Plug	74-72	381-3131	2.094" Diameter		

455 7.5L (7457cc) OHV V8 (16 Valve) (Oldsmobile), 4.125" Bore (GMC Eng.), 4 Bbl. "VIN V" 1974-1972 719

	QTY	TIMING	YEARS	PART NO.	DESCRIPTION	
VALVE TRAIN	1	3 Piece Set	74-72	KT3-494SA5	VINTAGE; (1) 222-494; (1) 223-360; (1) 223-361	
	1	Timing Chain	74-72	222-494	48 Links	
	QTY		CAMSHAFT/LIFTER	YEARS	PART NO.	DESCRIPTION
	1	Performance Cam	74-72	CS-176R	Hi-Perf.; Pro-5000 Perf. Cam; 0.474" Exh. Valve Lift, 0.474" Int. Valve Lift, Hydraulic, (050) Duration at .050 Lobe Lift, 232 Exh., 232 Int., 113 Degrees Lobe Separation	
	1	Prelube		55-403 Std Only	1.5 oz. packet	
	1	Prelube		55-400 Std Only	4 oz. bottle; 1.5 oz. packet No. 55-403 also avail.	
	16	Lifter	74-72	HT-951 Std Only	Hyd.	
	16	Lifter, Bulk	74-72	HT-951B Std Only	Hyd.; Carton of 128	
	QTY		PUSH ROD	YEARS	PART NO.	DESCRIPTION
	16	Push Rod	74-72	RP-3228R Std Only	Chrome-Moly; 9.5500" O.A.L.	
16	Push Rod	74-72	RP-3197 Std Only	VINTAGE; 9.5460" O.A.L.		
16	Push Rod, Bulk	74-72	BRP-3197 Std Only	VINTAGE; Carton of 100; 9.5460" O.A.L.		
QTY		ROCKER PARTS	YEARS	PART NO.	DESCRIPTION	
8	Arm Assy.	74-72	R-856 Std Only	VINTAGE; Incl. 2-arms & 1-pivot assy.		
8	Arm Assy., Bulk	74-72	R-856B Std Only	VINTAGE; Incl. 2-arms & 1-pivot assy.; Carton of 64		
8	Arm	74-72	R-856A Std Only	VINTAGE		
8	Bridge	74-72	MR-1840 Std Only			
8	Pivot	74-72	MR-1903 Std Only			
QTY		VALVE	YEARS	PART NO.	DESCRIPTION	
8	Exhaust	74	V-1772 Std Only	Opt. W30; Chrome plated stem; 1.6240" Head Dia., 0.3422" Stem Dia., 4.6950" O.A.L.		
8	Exhaust	74	V-2028 Std Only	VINTAGE; Exc. Opt. W30; Chrome plated stem; 1.6220" Head Dia., 0.3423" Stem Dia., 4.6750" O.A.L.		
8	Exhaust	73	V-2028 Std Only	VINTAGE; w/TH400 Trans.; Chrome plated stem; 1.6220" Head Dia., 0.3423" Stem Dia., 4.6750" O.A.L.		
8	Exhaust	73-72	V-1772 Std Only	w/M/T; Chrome plated stem; 1.6240" Head Dia., 0.3422" Stem Dia., 4.6950" O.A.L.		
8	Exhaust	72	V-1943 Std Only	VINTAGE; w/A/T; Exc. Opt. W30; Exc. Calif.; 1.6840" Head Dia., 0.3423" Stem Dia., 4.6750" O.A.L.		
8	Exhaust	72	V-1772 Std Only	w/A/T; Opt. W30; Chrome plated stem; 1.6240" Head Dia., 0.3422" Stem Dia., 4.6950" O.A.L.		
8	Intake	74	V-1776 Std Only	Opt. W30; 2.0630" Head Dia., 0.3427" Stem Dia., 4.7170" O.A.L.		
8	Intake	74	V-1775 Std Only	VINTAGE; Exc. Opt. W30; 1.9920" Head Dia., 0.3430" Stem Dia., 4.7090" O.A.L.		
8	Intake	74	V-2304 Std Only	VINTAGE; Exc. Opt. W30; Stock replacement; 1.9950" Head Dia., 0.3430" Stem Dia., 4.6670" O.A.L.		
8	Intake	73	V-1775 Std Only	VINTAGE; w/TH400 Trans.; 1.9920" Head Dia., 0.3430" Stem Dia., 4.7090" O.A.L.		
8	Intake	73	V-2304 Std Only	VINTAGE; w/TH400 Trans.; Stock replacement; 1.9950" Head Dia., 0.3430" Stem Dia., 4.6670" O.A.L.		
8	Intake	73-72	V-1776 Std Only	w/M/T; 2.0630" Head Dia., 0.3427" Stem Dia., 4.7170" O.A.L.		
8	Intake	72	V-1775 Std Only	VINTAGE; w/A/T; Exc. Opt. W30; 1.9920" Head Dia., 0.3430" Stem Dia., 4.7090" O.A.L.		

(continued on next page)

GM Car (Incl. Buick, Cad., Chev., Olds., Pontiac)

719 455 7.5L (7457cc) OHV V8 (16 Valve) (Oldsmobile), 4.125" Bore (GMC Eng.), 4 Bbl. "VIN V" 1974-1972
(cont.)

QTY	VALVE (cont.)	YEARS	PART NO.	DESCRIPTION
8	Intake	72	V-2304 Std Only	VINTAGE; w/A/T; Exc. Opt. W30; Stock replacement; 1.9950" Head Dia., 0.3430" Stem Dia., 4.6670" O.A.L.
8	Intake	72	V-1776 Std Only	w/A/T; Opt. W30; 2.0630" Head Dia., 0.3427" Stem Dia., 4.7170" O.A.L.
QTY	VALVE GUIDE	YEARS	PART NO.	DESCRIPTION
16	Guide	74-72	VG-5038 Std Only	0.3430" ID, 2.1200" O.A.L
16	Guide, Bulk	74-72	VG-5038B Std Only	Carton of 50; 0.3430" ID, 2.1200" O.A.L
QTY	VALVE SPRING	YEARS	PART NO.	DESCRIPTION
16	Spring	74-72	VS-721 Std Only	w/A/T; 1.9600" Free Height
16	Spring	73	VS-1618R Std Only	w/M/T; Incl. damper; 1.9940" Free Height
16	Spring	72	VS-721 Std Only	Oldsmobile Toronado Base; 1.9600" Free Height
16	Spring	72	VS-1618R Std Only	Exc. Oldsmobile Toronado Base; Incl. damper; 1.9940" Free Height
16	Spring, Bulk	74-72	VS-721B Std Only	w/A/T; Carton of 250; 1.9600" Free Height
16	Spring, Bulk	72	VS-721B Std Only	Oldsmobile Toronado Base; Carton of 250; 1.9600" Free Height
QTY	VALVE SEAL	YEARS	PART NO.	DESCRIPTION
8	Valve Stem Seal	74-72	ST-2001 Std Only	Loc. Exh.; Positive type; Installation requires valve guide machining; (RBBTF) Rubber/PTFE
8	Valve Stem Seal	74-72	MV-1903 Std Only	Loc. Exh.; Use w/repair guide; Positive type; (RBB) Rubber
8	Valve Stem Seal	74-72	ST-2001 Std Only	Loc. Int.; Positive type; Installation requires valve guide machining; (RBBTF) Rubber/PTFE
8	Valve Stem Seal	74-72	MV-1819C Std Only	Loc. Int.; Umbrella type; (NYL) Nylon
8	Valve Stem Seal	74-72	MV-1903 Std Only	Loc. Int.; Use w/repair guide; Positive type; (RBB) Rubber
8	Valve Stem Seal Bulk	74-72	ST-2001BC Std Only	Loc. Exh.; Positive type; Installation requires valve guide machining; Carton of 100; (RBBTF) Rubber/PTFE
8	Valve Stem Seal Bulk	74-72	ST-2001BC Std Only	Loc. Int.; Positive type; Installation requires valve guide machining; Carton of 100; (RBBTF) Rubber/PTFE
8	Valve Stem Seal Bulk	74-72	MV-1819 Std Only	Loc. Int.; Umbrella type; Carton of 50; (NYL) Nylon
QTY	VALVE SEAT	YEARS	PART NO.	DESCRIPTION
8	Seat	74-73	245-1750-2 Std Only	Loc. Exh.; Use w/V-1772; 1.7550" OD, 1.5000" ID, 0.2160" Depth
8	Seat	74-73	245-1750-2N Std Only	Loc. Exh.; Use w/V-1772; Premium Material; 1.7550" OD, 1.5000" ID, 0.2160" Depth
8	Seat	74-72	245-2125-2 Std Only	Loc. Int.; Use w/V-1775 & V-2304; 2.1305" OD, 1.8750" ID, 0.2480" Depth
8	Seat	74-72	245-2250-1 Std Only	Loc. Int.; Use w/V-1776; Machine ID to fit; 2.2555" OD, 1.9375" ID, 0.1855" Depth
QTY	VALVE, MISC	YEARS	PART NO.	DESCRIPTION
32	Keeper	74-72	VK-115A Std Only	1 groove; Square cut key groove; Carton pack 24
32	Keeper	74-72	VK-115 Std Only	1 groove; Square cut key groove; Carton pack 32
32	Keeper	74-72	VK-115R Std Only	1 groove; Square cut key groove; Hardened
32	Keeper, Bulk	74-72	VK-115B Std Only	1 groove; Square cut key groove; Carton of 1000
16	Spring Insert	74-72	259-303C Std Only	.015"; ID .703"; Carton of 100
16	Spring Insert	74-72	259-303B Std Only	.030"; ID .703"; Carton of 100
16	Spring Insert	74-72	259-303A Std Only	.060"; ID .703"; Carton of 100
16	Spring Insert	74-72	259-303ARS Std Only	.060"; ID .703"; Carton of 500
QTY	PISTON	YEARS	PART NO.	DESCRIPTION
8	Cast Piston	74-72	369P Std-20-30-40-60	VINTAGE; High comp.; Cast; .9806" Pin Dia.; 2 Rings 5/64 Groove, 1 Ring 3/16 Groove, 1.725 CD, Recessed Head .120 deep x 2.940 dia. - 9.75:1 C.R.
8	Cast Piston - Individual	74-72	W369P Std-20-30-40-60	VINTAGE; High comp.; Cast; .9806" Pin Dia.; 2 Rings 5/64 Groove, 1 Ring 3/16 Groove, 1.725 CD, Recessed Head .120 deep x 2.940 dia. - 9.75:1 C.R.
8	POWERFORGED Piston-Individual	74-72	WL-2390F 30 30	Powerforged; 0.9805" Pin Dia.; 2 Rings 5/64 Groove, 1 Ring 3/16 Groove, 1.735 CD, Recessed Head .306 deep x 3.500 dia. DUROSHIELD® skirt coated piston.
QTY	RINGS	YEARS	PART NO.	DESCRIPTION
1	Premium Set	74-72	E-243K Std-20-30-40-60	VINTAGE; 2-5/64, 1-3/16; Premium Moly
1	Standard Set	74-72	E-243X Std-20-30-40-60	VINTAGE; 2-5/64, 1-3/16; Iron
QTY	ENGINE BEARINGS	YEARS	PART NO.	DESCRIPTION
1	Main Set	74-72	4294M Std-10-20-30	
1	Main Set	74-72	108M Std-10-20	Performance; Half grooved
1	Rod Set	74-72	8-3345P Std-10-20-30-40	
1	Rod Set	74-72	8-7040CH Std-10	Performance
8	Rod Pair	74-72	3345P Std-1-10-20-30-40	
1	Cam Set	74-72	1234M Std Only	VINTAGE; Babbitt material; Full round design
QTY	OIL PUMP	YEARS	PART NO.	DESCRIPTION
1	Oil Pump	74-72	224-41203	

(continued on next page)

GM Car (Incl. Buick, Cad., Chev., Olds., Pontiac)

455 7.5L (7457cc) OHV V8 (16 Valve) (Oldsmobile), 4.125" Bore (GMC Eng.), 4 Bbl. "VIN V" 1974-1972 719
(cont.)

	QTY	OIL PUMP (cont.)	YEARS	PART NO.	DESCRIPTION	
BLOCK	1	Oil Pump	74-72	224-41203V	High Volume, check pan for clearance; Use w/224-11203V screen	
	1	Inter. Shaft	74-72	224-61203		
	1	Screen Assy.	74-72	224-11203	Exc. Oldsmobile Toronado Base; 5/8" inlet tube	
	1	Screen Assy.	74-72	224-11203V	Exc. Oldsmobile Toronado Base; Bolt-on 3/4" tube; Use w/224-41203V pump	
	1	Screen Assy.	74-72	224-12203	Oldsmobile Toronado Base; Press-in tube	
	QTY	GASKETS		YEARS	PART NO.	DESCRIPTION
		1	Kit Gasket Set	74-72	260-1008	VINTAGE; Int. manifold gskt. not incl.; Premium valve stem seals incl.
		1	Valley Pan Gasket Set	74-73	260-4024	VINTAGE
	1	Valley Pan Gasket Set	72	260-4021	VINTAGE	
	QTY	FREEZE PLUGS		YEARS	PART NO.	DESCRIPTION
		1	Brass Block Plug Kit	74-72	381-8020	
		1	Steel Block Plug Kit	74-72	381-4020	
		1	Brass Deep Cup Freeze Plug	74-72	381-9002	1.500" Diameter, 0.375" Height
		1	Steel Deep Cup Freeze Plug	74-72	381-3077	0.906" Diameter
		1	Steel Deep Cup Freeze Plug	74-72	381-3133	1.500" Diameter, 0.375" Height
1		Steel Deep Cup Freeze Plug	74-72	381-3054	19/32" Diameter	
1		Steel Deep Cup Freeze Plug	74-72	381-3131	2.094" Diameter	

455 7.5L (7457cc) OHV V8 (16 Valve) (Oldsmobile), 4.125" Bore (GMC Eng.), 4 Bbl. "VIN W" 1975-1972 720

	QTY	TIMING	YEARS	PART NO.	DESCRIPTION	
VALVE TRAIN	1	3 Piece Set	75	KT3-498SA3	(1) 222-498; (1) 223-348; (1) 223-349	
	1	3 Piece Set	74-72	KT3-494SA5	VINTAGE; (1) 222-494; (1) 223-360; (1) 223-361	
	1	Timing Set w/Gaskets	75	CTS-1005		
	1	Timing Chain	75	222-498	48 Links	
	1	Timing Chain	74-72	222-494	48 Links	
	1	Crank Sprocket	75	223-349	18 Teeth	
	1	Cam Sprocket	75	223-348	36 Teeth	
	QTY	CAMSHAFT/LIFTER		YEARS	PART NO.	DESCRIPTION
		1	Camshaft	75	CS-651	Hydraulic, (050) Duration at .050 Lobe Lift, 207 Exh., 194 Int., 109 Degrees Lobe Separation
		1	Performance Cam	74-72	CS-176R	Hi-Perf.; Pro-5000 Perf. Cam; 0.474" Exh. Valve Lift, 0.474" Int. Valve Lift, Hydraulic, (050) Duration at .050 Lobe Lift, 232 Exh., 232 Int., 113 Degrees Lobe Separation
		1	Prelube		55-403 Std Only	1.5 oz. packet
		1	Prelube		55-400 Std Only	4 oz. bottle; 1.5 oz. packet No. 55-403 also avail.
	16	Lifter	75-72	HT-951 Std Only	Hyd.	
	16	Lifter, Bulk	75-72	HT-951B Std Only	Hyd.; Carton of 128	
	QTY	CAM KIT		YEARS	PART NO.	DESCRIPTION
		1	Cam/Lifter/Timing Kit	75	KCT-651	Hyd.; (1) 55-403B; (1) CS-651; (16) HT-951; (1) KT3-498SA3
	QTY	PUSH ROD		YEARS	PART NO.	DESCRIPTION
		16	Push Rod	75-72	RP-3228R Std Only	Chrome-Moly; 9.5500" O.A.L.
16		Push Rod	75-72	RP-3197 Std Only	VINTAGE; 9.5460" O.A.L.	
16	Push Rod, Bulk	75-72	BRP-3197 Std Only	VINTAGE; Carton of 100; 9.5460" O.A.L.		
QTY	ROCKER PARTS		YEARS	PART NO.	DESCRIPTION	
	8	Arm Assy.	75-72	R-856 Std Only	VINTAGE; Incl. 2-arms & 1-pivot assy.	
	8	Arm Assy., Bulk	75-72	R-856B Std Only	VINTAGE; Incl. 2-arms & 1-pivot assy.; Carton of 64	
	8	Arm	75-72	R-856A Std Only	VINTAGE	
	8	Bridge	75-72	MR-1840 Std Only		
8	Pivot	75-72	MR-1903 Std Only			
QTY	VALVE		YEARS	PART NO.	DESCRIPTION	
	8	Exhaust	75	V-2028 Std Only	VINTAGE; Chrome plated stem; 1.6220" Head Dia., 0.3423" Stem Dia., 4.6750" O.A.L.	
	8	Exhaust	74	V-1772 Std Only	Opt. W30; Chrome plated stem; 1.6240" Head Dia., 0.3422" Stem Dia., 4.6950" O.A.L.	
	8	Exhaust	74	V-2028 Std Only	VINTAGE; Exc. Opt. W30; Chrome plated stem; 1.6220" Head Dia., 0.3423" Stem Dia., 4.6750" O.A.L.	
	8	Exhaust	73	V-2028 Std Only	VINTAGE; w/TH400 Trans.; Chrome plated stem; 1.6220" Head Dia., 0.3423" Stem Dia., 4.6750" O.A.L.	
	8	Exhaust	73-72	V-1772 Std Only	w/M/T; Chrome plated stem; 1.6240" Head Dia., 0.3422" Stem Dia., 4.6950" O.A.L.	
	8	Exhaust	72	V-1943 Std Only	Exc. Oldsmobile Toronado Base; VINTAGE; w/A/T; Exc. Opt. W30; Exc. Calif.; 1.6840" Head Dia., 0.3423" Stem Dia., 4.6750" O.A.L.	
	8	Exhaust	72	V-1772 Std Only	w/A/T; Opt. W30; Chrome plated stem; 1.6240" Head Dia., 0.3422" Stem Dia., 4.6950" O.A.L.	

(continued on next page)

GM Car (Incl. Buick, Cad., Chev., Olds., Pontiac)

720 455 7.5L (7457cc) OHV V8 (16 Valve) (Oldsmobile), 4.125" Bore (GMC Eng.), 4 Bbl. "VIN W" 1975-1972
(cont.)

QTY	VALVE (cont.)	YEARS	PART NO.	DESCRIPTION
8	Intake	75	V-1775 Std Only	VINTAGE; 1.9920" Head Dia., 0.3430" Stem Dia., 4.7090" O.A.L.
8	Intake	75	V-2304 Std Only	VINTAGE; Stock replacement; 1.9950" Head Dia., 0.3430" Stem Dia., 4.6670" O.A.L.
8	Intake	74	V-1776 Std Only	Opt. W30; 2.0630" Head Dia., 0.3427" Stem Dia., 4.7170" O.A.L.
8	Intake	74	V-1775 Std Only	VINTAGE; Exc. Opt. W30; 1.9920" Head Dia., 0.3430" Stem Dia., 4.7090" O.A.L.
8	Intake	74	V-2304 Std Only	VINTAGE; Exc. Opt. W30; Stock replacement; 1.9950" Head Dia., 0.3430" Stem Dia., 4.6670" O.A.L.
8	Intake	73	V-1775 Std Only	VINTAGE; w/TH400 Trans.; 1.9920" Head Dia., 0.3430" Stem Dia., 4.7090" O.A.L.
8	Intake	73	V-2304 Std Only	VINTAGE; w/TH400 Trans.; Stock replacement; 1.9950" Head Dia., 0.3430" Stem Dia., 4.6670" O.A.L.
8	Intake	73-72	V-1776 Std Only	w/M/T; 2.0630" Head Dia., 0.3427" Stem Dia., 4.7170" O.A.L.
8	Intake	72	V-1775 Std Only	VINTAGE; w/A/T; Exc. Opt. W30; 1.9920" Head Dia., 0.3430" Stem Dia., 4.7090" O.A.L.
8	Intake	72	V-2304 Std Only	VINTAGE; w/A/T; Exc. Opt. W30; Stock replacement; 1.9950" Head Dia., 0.3430" Stem Dia., 4.6670" O.A.L.
8	Intake	72	V-1776 Std Only	w/A/T; Opt. W30; 2.0630" Head Dia., 0.3427" Stem Dia., 4.7170" O.A.L.
QTY	VALVE GUIDE	YEARS	PART NO.	DESCRIPTION
16	Guide	75-72	VG-5038 Std Only	0.3430" ID, 2.1200" O.A.L
16	Guide, Bulk	75-72	VG-5038B Std Only	Carton of 50; 0.3430" ID, 2.1200" O.A.L
QTY	VALVE SPRING	YEARS	PART NO.	DESCRIPTION
16	Spring	75	VS-721 Std Only	1.9600" Free Height
16	Spring	74	VS-721 Std Only	w/A/T; 1.9600" Free Height
16	Spring	73	VS-721 Std Only	Oldsmobile Toronado Base; w/A/T; 1.9600" Free Height
16	Spring	73	VS-1618R Std Only	Exc. Oldsmobile Toronado Base; w/M/T; Incl. damper; 1.9940" Free Height
16	Spring	72	VS-721 Std Only	Oldsmobile Toronado Base; 1.9600" Free Height
16	Spring	72	VS-1618R Std Only	Exc. Oldsmobile Toronado Base; Incl. damper; 1.9940" Free Height
16	Spring, Bulk	75	VS-721B Std Only	Carton of 250; 1.9600" Free Height
16	Spring, Bulk	74	VS-721B Std Only	w/A/T; Carton of 250; 1.9600" Free Height
16	Spring, Bulk	73	VS-721B Std Only	Oldsmobile Toronado Base; w/A/T; Carton of 250; 1.9600" Free Height
16	Spring, Bulk	72	VS-721B Std Only	Oldsmobile Toronado Base; Carton of 250; 1.9600" Free Height
QTY	VALVE SEAL	YEARS	PART NO.	DESCRIPTION
8	Valve Stem Seal	75-72	ST-2001 Std Only	Loc. Exh.; Positive type; Installation requires valve guide machining; (RBBTF) Rubber/PTFE
8	Valve Stem Seal	75-72	MV-1903 Std Only	Loc. Exh.; Use w/repair guide; Positive type; (RBB) Rubber
8	Valve Stem Seal	75-72	ST-2001 Std Only	Loc. Int.; Positive type; Installation requires valve guide machining; (RBBTF) Rubber/PTFE
8	Valve Stem Seal	75-72	MV-1819C Std Only	Loc. Int.; Umbrella type; (NYL) Nylon
8	Valve Stem Seal	75-72	MV-1903 Std Only	Loc. Int.; Use w/repair guide; Positive type; (RBB) Rubber
8	Valve Stem Seal Bulk	75-72	ST-2001BC Std Only	Loc. Exh.; Positive type; Installation requires valve guide machining; Carton of 100; (RBBTF) Rubber/PTFE
8	Valve Stem Seal Bulk	75-72	ST-2001BC Std Only	Loc. Int.; Positive type; Installation requires valve guide machining; Carton of 100; (RBBTF) Rubber/PTFE
8	Valve Stem Seal Bulk	75-72	MV-1819 Std Only	Loc. Int.; Umbrella type; Carton of 50; (NYL) Nylon
QTY	VALVE SEAT	YEARS	PART NO.	DESCRIPTION
8	Seat	75-73	245-1750-2 Std Only	Loc. Exh.; Use w/V-1772; 1.7550" OD, 1.5000" ID, 0.2160" Depth
8	Seat	75-73	245-1750-2N Std Only	Loc. Exh.; Use w/V-1772; Premium Material; 1.7550" OD, 1.5000" ID, 0.2160" Depth
8	Seat	75	245-2125-2 Std Only	Loc. Int.; 2.1305" OD, 1.8750" ID, 0.2480" Depth
8	Seat	74-72	245-2125-2 Std Only	Loc. Int.; Use w/V-1775 & V-2304; 2.1305" OD, 1.8750" ID, 0.2480" Depth
8	Seat	74-72	245-2250-1 Std Only	Loc. Int.; Use w/V-1776; Machine ID to fit; 2.2555" OD, 1.9375" ID, 0.1855" Depth
QTY	VALVE, MISC	YEARS	PART NO.	DESCRIPTION
32	Keeper	75-72	VK-115A Std Only	1 groove; Square cut key groove; Carton pack 24
32	Keeper	75-72	VK-115 Std Only	1 groove; Square cut key groove; Carton pack 32
32	Keeper	75-72	VK-115R Std Only	1 groove; Square cut key groove; Hardened
32	Keeper, Bulk	75-72	VK-115B Std Only	1 groove; Square cut key groove; Carton of 1000
16	Spring Insert	75-72	259-303C Std Only	.015"; ID .703"; Carton of 100
16	Spring Insert	75-72	259-303B Std Only	.030"; ID .703"; Carton of 100
16	Spring Insert	75-72	259-303A Std Only	.060"; ID .703"; Carton of 100

VALVE TRAIN

VALVE TRAIN

(continued on next page)

GM Car (Incl. Buick, Cad., Chev., Olds., Pontiac)

455 7.5L (7457cc) OHV V8 (16 Valve) (Oldsmobile), 4.125" Bore (GMC Eng.), 4 Bbl. "VIN W" 1975-1972 720
(cont.)

QTY	VALVE, MISC (cont.)	YEARS	PART NO.	DESCRIPTION
16	Spring Insert	75-72	259-303ARS Std Only	.060"; ID .703"; Carton of 500
QTY	PISTON	YEARS	PART NO.	DESCRIPTION
8	Cast Piston	75-72	369P Std-20-30-40-60	VINTAGE; High comp.; Cast; .9806" Pin Dia.; 2 Rings 5/64 Groove, 1 Ring 3/16 Groove, 1.725 CD, Recessed Head .120 deep x 2.940 dia. - 9.75:1 C.R.
8	Cast Piston - Individual	75-72	W369P Std-20-30-40-60	VINTAGE; High comp.; Cast; .9806" Pin Dia.; 2 Rings 5/64 Groove, 1 Ring 3/16 Groove, 1.725 CD, Recessed Head .120 deep x 2.940 dia. - 9.75:1 C.R.
8	POWERFORGED Piston-Individual	75-72	WL-2390F 30 30	Powerforged; 0.9805" Pin Dia.; 2 Rings 5/64 Groove, 1 Ring 3/16 Groove, 1.735 CD, Recessed Head .306 deep x 3.500 dia. DUROSHIELD® skirt coated piston.
QTY	RINGS	YEARS	PART NO.	DESCRIPTION
1	Premium Set	75-72	E-243K Std-20-30-40-60	VINTAGE; 2-5/64, 1-3/16; Premium Moly
1	Standard Set	75-72	E-243X Std-20-30-40-60	VINTAGE; 2-5/64, 1-3/16; Iron
QTY	ENGINE BEARINGS	YEARS	PART NO.	DESCRIPTION
1	Main Set	75-72	4294M Std-10-20-30	
1	Main Set	75-72	108M Std-10-20	Performance; Half grooved
1	Rod Set	75-72	8-3345P Std-10-20-30-40	
1	Rod Set	75-72	8-7040CH Std-10	Performance
8	Rod Pair	75-72	3345P Std-1-10-20-30-40	
1	Cam Set	75-72	1234M Std Only	VINTAGE; Babbitt material; Full round design
QTY	OIL PUMP	YEARS	PART NO.	DESCRIPTION
1	Oil Pump	75-72	224-41203	
1	Oil Pump	75-72	224-41203V	High Volume, check pan for clearance; Use w/224-11203V screen
1	Inter. Shaft	75-72	224-61203	
1	Screen Assy.	75	224-11203	Exc. Oldsmobile Toronado Brougham, Custom; 5/8" inlet tube
1	Screen Assy.	75	224-11203V	Exc. Oldsmobile Toronado Brougham, Custom; Bolt-on 3/4" tube; Use w/224-41203V pump
1	Screen Assy.	75	224-12203	Oldsmobile Toronado Brougham, Custom; Press-in tube
1	Screen Assy.	74-72	224-11203	Exc. Oldsmobile Toronado Base; 5/8" inlet tube
1	Screen Assy.	74-72	224-11203V	Exc. Oldsmobile Toronado Base; Bolt-on 3/4" tube; Use w/224-41203V pump
1	Screen Assy.	74-72	224-12203	Oldsmobile Toronado Base; Press-in tube
QTY	GASKETS	YEARS	PART NO.	DESCRIPTION
1	Kit Gasket Set	75-72	260-1008	VINTAGE; Int. manifold gskt. not incl.; Premium valve stem seals incl.
1	Valley Pan Gasket Set	75-73	260-4024	VINTAGE
1	Valley Pan Gasket Set	72	260-4021	VINTAGE
QTY	FREEZE PLUGS	YEARS	PART NO.	DESCRIPTION
1	Brass Block Plug Kit	75-72	381-8020	
1	Steel Block Plug Kit	75-72	381-4020	
1	Brass Deep Cup Freeze Plug	75-72	381-9002	1.500" Diameter, 0.375" Height
1	Steel Deep Cup Freeze Plug	75-72	381-3077	0.906" Diameter
1	Steel Deep Cup Freeze Plug	75-72	381-3133	1.500" Diameter, 0.375" Height
1	Steel Deep Cup Freeze Plug	75-72	381-3054	19/32" Diameter
1	Steel Deep Cup Freeze Plug	75-72	381-3131	2.094" Diameter

455 7.5L (7457cc) OHV V8 (16 Valve) (Oldsmobile), 4.125" Bore (GMC Eng.), 4 Bbl. "VIN X" 1972 721

QTY	TIMING	YEARS	PART NO.	DESCRIPTION
1	3 Piece Set	72	KT3-494SA5	VINTAGE; (1) 222-494; (1) 223-360; (1) 223-361
1	Timing Chain	72	222-494	48 Links
QTY	CAMSHAFT/LIFTER	YEARS	PART NO.	DESCRIPTION
1	Performance Cam	72	CS-176R	Hi-Perf.; Pro-5000 Perf. Cam; 0.474" Exh. Valve Lift, 0.474" Int. Valve Lift, Hydraulic, (050) Duration at .050 Lobe Lift, 232 Exh., 232 Int., 113 Degrees Lobe Separation
1	Prelube		55-403 Std Only	1.5 oz. packet
1	Prelube		55-400 Std Only	4 oz. bottle; 1.5 oz. packet No. 55-403 also avail.
16	Lifter	72	HT-951 Std Only	Hyd.
16	Lifter, Bulk	72	HT-951B Std Only	Hyd.; Carton of 128
QTY	PUSH ROD	YEARS	PART NO.	DESCRIPTION
16	Push Rod	72	RP-3228R Std Only	Chrome-Moly; 9.5500" O.A.L.
16	Push Rod	72	RP-3197 Std Only	VINTAGE; 9.5460" O.A.L.
16	Push Rod, Bulk	72	BRP-3197 Std Only	VINTAGE; Carton of 100; 9.5460" O.A.L.
QTY	ROCKER PARTS	YEARS	PART NO.	DESCRIPTION
8	Arm Assy.	72	R-856 Std Only	VINTAGE; Incl. 2-arms & 1-pivot assy.
8	Arm Assy., Bulk	72	R-856B Std Only	VINTAGE; Incl. 2-arms & 1-pivot assy.; Carton of 64
8	Arm	72	R-856A Std Only	VINTAGE

(continued on next page)

GM Car (Incl. Buick, Cad., Chev., Olds., Pontiac)

721 455 7.5L (7457cc) OHV V8 (16 Valve) (Oldsmobile), 4.125" Bore (GMC Eng.), 4 Bbl. "VIN X" 1972
(cont.)

QTY	ROCKER PARTS (cont.)	YEARS	PART NO.	DESCRIPTION
8	Bridge	72	MR-1840 Std Only	
8	Pivot	72	MR-1903 Std Only	
QTY	VALVE	YEARS	PART NO.	DESCRIPTION
8	Exhaust	72	V-1943 Std Only	Exc. Oldsmobile Toronado Base; VINTAGE; w/A/T; Exc. Opt. W30; Exc. Calif.; 1.6840" Head Dia., 0.3423" Stem Dia., 4.6750" O.A.L.
8	Exhaust	72	V-1772 Std Only	w/A/T; Opt. W30; Chrome plated stem; 1.6240" Head Dia., 0.3422" Stem Dia., 4.6950" O.A.L.
8	Exhaust	72	V-1772 Std Only	w/M/T; Chrome plated stem; 1.6240" Head Dia., 0.3422" Stem Dia., 4.6950" O.A.L.
8	Intake	72	V-1775 Std Only	VINTAGE; w/A/T; Exc. Opt. W30; 1.9920" Head Dia., 0.3430" Stem Dia., 4.7090" O.A.L.
8	Intake	72	V-2304 Std Only	VINTAGE; w/A/T; Exc. Opt. W30; Stock replacement; 1.9950" Head Dia., 0.3430" Stem Dia., 4.6670" O.A.L.
8	Intake	72	V-1776 Std Only	w/A/T; Opt. W30; 2.0630" Head Dia., 0.3427" Stem Dia., 4.7170" O.A.L.
8	Intake	72	V-1776 Std Only	w/M/T; 2.0630" Head Dia., 0.3427" Stem Dia., 4.7170" O.A.L.
QTY	VALVE GUIDE	YEARS	PART NO.	DESCRIPTION
16	Guide	72	VG-5038 Std Only	0.3430" ID, 2.1200" O.A.L
16	Guide, Bulk	72	VG-5038B Std Only	Carton of 50; 0.3430" ID, 2.1200" O.A.L
QTY	VALVE SPRING	YEARS	PART NO.	DESCRIPTION
16	Spring	72	VS-721 Std Only	Oldsmobile Toronado Base; 1.9600" Free Height
16	Spring	72	VS-1618R Std Only	Exc. Oldsmobile Toronado Base; Incl. damper; 1.9940" Free Height
16	Spring, Bulk	72	VS-721B Std Only	Oldsmobile Toronado Base; Carton of 250; 1.9600" Free Height
QTY	VALVE SEAL	YEARS	PART NO.	DESCRIPTION
8	Valve Stem Seal	72	ST-2001 Std Only	Loc. Exh.; Positive type; Installation requires valve guide machining; (RBBTF) Rubber/PTFE
8	Valve Stem Seal	72	MV-1903 Std Only	Loc. Exh.; Use w/repair guide; Positive type; (RBB) Rubber
8	Valve Stem Seal	72	ST-2001 Std Only	Loc. Int.; Positive type; Installation requires valve guide machining; (RBBTF) Rubber/PTFE
8	Valve Stem Seal	72	MV-1819C Std Only	Loc. Int.; Umbrella type; (NYL) Nylon
8	Valve Stem Seal	72	MV-1903 Std Only	Loc. Int.; Use w/repair guide; Positive type; (RBB) Rubber
8	Valve Stem Seal Bulk	72	ST-2001BC Std Only	Loc. Exh.; Positive type; Installation requires valve guide machining; Carton of 100; (RBBTF) Rubber/PTFE
8	Valve Stem Seal Bulk	72	ST-2001BC Std Only	Loc. Int.; Positive type; Installation requires valve guide machining; Carton of 100; (RBBTF) Rubber/PTFE
8	Valve Stem Seal Bulk	72	MV-1819 Std Only	Loc. Int.; Umbrella type; Carton of 50; (NYL) Nylon
QTY	VALVE SEAT	YEARS	PART NO.	DESCRIPTION
8	Seat	72	245-2125-2 Std Only	Loc. Int.; Use w/V-1775 & V-2304; 2.1305" OD, 1.8750" ID, 0.2480" Depth
8	Seat	72	245-2250-1 Std Only	Loc. Int.; Use w/V-1776; Machine ID to fit; 2.2555" OD, 1.9375" ID, 0.1855" Depth
QTY	VALVE, MISC	YEARS	PART NO.	DESCRIPTION
32	Keeper	72	VK-115A Std Only	1 groove; Square cut key groove; Carton pack 24
32	Keeper	72	VK-115 Std Only	1 groove; Square cut key groove; Carton pack 32
32	Keeper	72	VK-115R Std Only	1 groove; Square cut key groove; Hardened
32	Keeper, Bulk	72	VK-115B Std Only	1 groove; Square cut key groove; Carton of 1000
16	Spring Insert	72	259-303C Std Only	.015"; ID .703"; Carton of 100
16	Spring Insert	72	259-303B Std Only	.030"; ID .703"; Carton of 100
16	Spring Insert	72	259-303A Std Only	.060"; ID .703"; Carton of 100
16	Spring Insert	72	259-303ARS Std Only	.060"; ID .703"; Carton of 500
QTY	PISTON	YEARS	PART NO.	DESCRIPTION
8	Cast Piston	72	369P Std-20-30-40-60	VINTAGE; High comp.; Cast; .9806" Pin Dia.; 2 Rings 5/64 Groove, 1 Ring 3/16 Groove, 1.725 CD, Recessed Head .120 deep x 2.940 dia. - 9.75:1 C.R.
8	Cast Piston - Individual	72	W369P Std-20-30-40-60	VINTAGE; High comp.; Cast; .9806" Pin Dia.; 2 Rings 5/64 Groove, 1 Ring 3/16 Groove, 1.725 CD, Recessed Head .120 deep x 2.940 dia. - 9.75:1 C.R.
8	POWERFORGED Piston-Individual	72	WL-2390F 30 30	Powerforged; 0.9805" Pin Dia.; 2 Rings 5/64 Groove, 1 Ring 3/16 Groove, 1.735 CD, Recessed Head .306 deep x 3.500 dia. DUROSHIELD® skirt coated piston.
QTY	RINGS	YEARS	PART NO.	DESCRIPTION
1	Premium Set	72	E-243K Std-20-30-40-60	VINTAGE; 2-5/64, 1-3/16; Premium Moly
1	Standard Set	72	E-243X Std-20-30-40-60	VINTAGE; 2-5/64, 1-3/16; Iron
QTY	ENGINE BEARINGS	YEARS	PART NO.	DESCRIPTION
1	Main Set	72	4294M Std-10-20-30	
1	Main Set	72	108M Std-10-20	Performance; Half grooved

VALVE TRAIN

VALVE TRAIN

BLOCK

BLOCK

(continued on next page)

GM Car (Incl. Buick, Cad., Chev., Olds., Pontiac)

455 7.5L (7457cc) OHV V8 (16 Valve) (Oldsmobile), 4.125" Bore (GMC Eng.), 4 Bbl. "VIN X" 1972 721
(cont.)

	ENGINE BEARINGS	YEARS	PART NO.	DESCRIPTION	
BLOCK	QTY (cont.)				
	1	Rod Set	72	8-3345P Std-10-20-30-40	Performance
	1	Rod Set	72	8-7040CH Std-10	
	8	Rod Pair	72	3345P Std-1-10-20-30-40	
	1	Cam Set	72	1234M Std Only	VINTAGE; Babbitt material; Full round design
	QTY	OIL PUMP	YEARS	PART NO.	DESCRIPTION
	1	Oil Pump	72	224-41203	High Volume, check pan for clearance; Use w/224-11203V screen
	1	Oil Pump	72	224-41203V	
	1	Inter. Shaft	72	224-61203	Exc. Oldsmobile Toronado Base; 5/8" inlet tube
	1	Screen Assy.	72	224-11203	Exc. Oldsmobile Toronado Base; Bolt-on 3/4" tube; Use w/224-41203V pump
	1	Screen Assy.	72	224-11203V	Oldsmobile Toronado Base; Press-in tube
	1	Screen Assy.	72	224-12203	Oldsmobile Toronado Base; Press-in tube
QTY	GASKETS	YEARS	PART NO.	DESCRIPTION	
1	Kit Gasket Set	72	260-1008	VINTAGE; Int. manifold gskt. not incl.; Premium valve stem seals incl.	
1	Valley Pan Gasket Set	72	260-4021	VINTAGE	
QTY	FREEZE PLUGS	YEARS	PART NO.	DESCRIPTION	
1	Brass Block Plug Kit	72	381-8020	1.500" Diameter, 0.375" Height	
1	Steel Block Plug Kit	72	381-4020		
1	Brass Deep Cup Freeze Plug	72	381-9002	0.906" Diameter	
1	Steel Deep Cup Freeze Plug	72	381-3077	1.500" Diameter, 0.375" Height	
1	Steel Deep Cup Freeze Plug	72	381-3133	19/32" Diameter	
1	Steel Deep Cup Freeze Plug	72	381-3054	2.094" Diameter	
1	Steel Deep Cup Freeze Plug	72	381-3131	2.094" Diameter	

455 7.5L (7457cc) OHV V8 (16 Valve) (Oldsmobile), 4.125" Bore (GMC Eng.), 4 Bbl. "Eng. Code TA" 1971 722

	TIMING	YEARS	PART NO.	DESCRIPTION	
VALVE TRAIN	1	3 Piece Set	71	KT3-494SA5	VINTAGE; (1) 222-494; (1) 223-360; (1) 223-361
	1	Timing Chain	71	222-494	48 Links
	QTY	CAMSHAFT/LIFTER	YEARS	PART NO.	DESCRIPTION
	1	Performance Cam	71	CS-176R	Hi-Perf.; Pro-5000 Perf. Cam; 0.474" Exh. Valve Lift, 0.474" Int. Valve Lift, Hydraulic, (050) Duration at .050 Lobe Lift, 232 Exh., 232 Int., 113 Degrees Lobe Separation
	1	Prelube		55-403 Std Only	1.5 oz. packet
	1	Prelube		55-400 Std Only	4 oz. bottle; 1.5 oz. packet No. 55-403 also avail.
	16	Lifter	71	HT-951 Std Only	Hyd.
	16	Lifter, Bulk	71	HT-951B Std Only	Hyd.; Carton of 128
	QTY	PUSH ROD	YEARS	PART NO.	DESCRIPTION
	16	Push Rod	71	RP-3228R Std Only	Chrome-Moly; 9.5500" O.A.L.
	16	Push Rod	71	RP-3197 Std Only	VINTAGE; 9.5460" O.A.L.
	16	Push Rod, Bulk	71	BRP-3197 Std Only	VINTAGE; Carton of 100; 9.5460" O.A.L.
QTY	ROCKER PARTS	YEARS	PART NO.	DESCRIPTION	
8	Arm Assy.	71	R-856 Std Only	VINTAGE; Incl. 2-arms & 1-pivot assy.	
8	Arm Assy., Bulk	71	R-856B Std Only	VINTAGE; Incl. 2-arms & 1-pivot assy.; Carton of 64	
8	Arm	71	R-856A Std Only	VINTAGE	
8	Bridge	71	MR-1840 Std Only		
8	Pivot	71	MR-1903 Std Only		
QTY	VALVE	YEARS	PART NO.	DESCRIPTION	
8	Exhaust	71	V-1772 Std Only	Chrome plated stem; 1.6240" Head Dia., 0.3422" Stem Dia., 4.6950" O.A.L.	
QTY	VALVE GUIDE	YEARS	PART NO.	DESCRIPTION	
16	Guide	71	VG-5038 Std Only	0.3430" ID, 2.1200" O.A.L.	
16	Guide, Bulk	71	VG-5038B Std Only	Carton of 50; 0.3430" ID, 2.1200" O.A.L.	
QTY	VALVE SPRING	YEARS	PART NO.	DESCRIPTION	
16	Spring	71	VS-1618R Std Only	Incl. damper; 1.9940" Free Height	
QTY	VALVE SEAL	YEARS	PART NO.	DESCRIPTION	
8	Valve Stem Seal	71	ST-2001 Std Only	Loc. Exh.; Positive type; Installation requires valve guide machining; (RBBTF) Rubber/PTFE	
8	Valve Stem Seal	71	MV-1903 Std Only	Loc. Exh.; Use w/repair guide; Positive type; (RBB) Rubber	
8	Valve Stem Seal	71	ST-2001 Std Only	Loc. Int.; Positive type; Installation requires valve guide machining; (RBBTF) Rubber/PTFE	
8	Valve Stem Seal	71	MV-1819C Std Only	Loc. Int.; Umbrella type; (NYL) Nylon	
8	Valve Stem Seal	71	MV-1903 Std Only	Loc. Int.; Use w/repair guide; Positive type; (RBB) Rubber	
8	Valve Stem Seal Bulk	71	ST-2001BC Std Only	Loc. Exh.; Positive type; Installation requires valve guide machining; Carton of 100; (RBBTF) Rubber/PTFE	

(continued on next page)

GM Car (Incl. Buick, Cad., Chev., Olds., Pontiac)

722 455 7.5L (7457cc) OHV V8 (16 Valve) (Oldsmobile), 4.125" Bore (GMC Eng.), 4 Bbl. "Eng. Code TA" 1971
(cont.)

VALVE TRAIN	QTY	VALVE SEAL (cont.)	YEARS	PART NO.	DESCRIPTION	VALVE TRAIN
	8	Valve Stem Seal Bulk	71	ST-2001BC Std Only	Loc. Int.; Positive type; Installation requires valve guide machining; Carton of 100; (RBBTF) Rubber/PTFE	
	8	Valve Stem Seal Bulk	71	MV-1819 Std Only	Loc. Int.; Umbrella type; Carton of 50; (NYL) Nylon	
	8	Seat	71	245-2125-2 Std Only	Loc. Int.; Use w/V-1775 & V-2304; 2.1305" OD, 1.8750" ID, 0.2480" Depth	
	8	Seat	71	245-2250-1 Std Only	Loc. Int.; Use w/V-1776; Machine ID to fit; 2.2555" OD, 1.9375" ID, 0.1855" Depth	
	32	Keeper	71	VK-115A Std Only	1 groove; Square cut key groove; Carton pack 24	
	32	Keeper	71	VK-115 Std Only	1 groove; Square cut key groove; Carton pack 32	
	32	Keeper	71	VK-115R Std Only	1 groove; Square cut key groove; Hardened	
	32	Keeper, Bulk	71	VK-115B Std Only	1 groove; Square cut key groove; Carton of 1000	
	16	Spring Insert	71	259-303C Std Only	.015"; ID .703"; Carton of 100	
	16	Spring Insert	71	259-303B Std Only	.030"; ID .703"; Carton of 100	
	16	Spring Insert	71	259-303A Std Only	.060"; ID .703"; Carton of 100	
	16	Spring Insert	71	259-303ARS Std Only	.060"; ID .703"; Carton of 500	
	8	Cast Piston	71	369P Std-20-30-40-60	VINTAGE; High comp.; Cast; .9806" Pin Dia.; 2 Rings 5/64 Groove, 1 Ring 3/16 Groove, 1.725 CD, Recessed Head .120 deep x 2.940 dia. - 9.75:1 C.R.	
	8	Cast Piston - Individual	71	W369P Std-20-30-40-60	VINTAGE; High comp.; Cast; .9806" Pin Dia.; 2 Rings 5/64 Groove, 1 Ring 3/16 Groove, 1.725 CD, Recessed Head .120 deep x 2.940 dia. - 9.75:1 C.R.	
	8	POWERFORGED Piston-Individual	71	WL-2390F 30 30	For use w/91 & lower octane pump fuels; Powerforged; 0.9805" Pin Dia.; 2 Rings 5/64 Groove, 1 Ring 3/16 Groove, 1.735 CD, Recessed Head .306 deep x 3.500 dia. DUROSHIELD® skirt coated piston.	
	1	Premium Set	71	E-243K Std-20-30-40-60	VINTAGE; 2-5/64, 1-3/16; Premium Moly	
	1	Standard Set	71	E-243X Std-20-30-40-60	VINTAGE; 2-5/64, 1-3/16; Iron	
	1	Main Set	71	4294M Std-10-20-30		
	1	Main Set	71	108M Std-10-20	Performance; Half grooved	
	1	Rod Set	71	8-3345P Std-10-20-30-40		
	1	Rod Set	71	8-7040CH Std-10	Performance	
	8	Rod Pair	71	3345P Std-1-10-20-30-40		
	1	Cam Set	71	1234M Std Only	VINTAGE; Babbitt material; Full round design	
	1	Oil Pump	71	224-41203		
	1	Oil Pump	71	224-41203V	High Volume, check pan for clearance; Use w/224-11203V screen	
	1	Inter. Shaft	71	224-61203		
	1	Screen Assy.	71	224-11203	5/8" inlet tube	
	1	Screen Assy.	71	224-11203V	Bolt-on 3/4" tube; Use w/224-41203V pump	
	1	Kit Gasket Set	71	260-1008	VINTAGE; Int. manifold gskt. not incl.; Premium valve stem seals incl.	
	1	Valley Pan Gasket Set	71	260-4021	VINTAGE	
	1	Brass Block Plug Kit	71	381-8020		
	1	Steel Block Plug Kit	71	381-4020		
	1	Brass Deep Cup Freeze Plug	71	381-9002	1.500" Diameter, 0.375" Height	
	1	Steel Deep Cup Freeze Plug	71	381-3077	0.906" Diameter	
	1	Steel Deep Cup Freeze Plug	71	381-3133	1.500" Diameter, 0.375" Height	
	1	Steel Deep Cup Freeze Plug	71	381-3054	19/32" Diameter	
	1	Steel Deep Cup Freeze Plug	71	381-3131	2.094" Diameter	

723 455 7.5L (7457cc) OHV V8 (16 Valve) (Oldsmobile), 4.125" Bore (GMC Eng.), 4 Bbl. "Eng. Code TB" 1971

QTY	TIMING	YEARS	PART NO.	DESCRIPTION
1	3 Piece Set	71	KT3-494SA5	VINTAGE; (1) 222-494; (1) 223-360; (1) 223-361
1	Timing Chain	71	222-494	48 Links
1	Performance Cam	71	CS-176R	Hi-Perf.; Pro-5000 Perf. Cam; 0.474" Exh. Valve Lift, 0.474" Int. Valve Lift, Hydraulic, (050) Duration at .050 Lobe Lift, 232 Exh., 232 Int., 113 Degrees Lobe Separation
1	Prelube		55-403 Std Only	1.5 oz. packet
1	Prelube		55-400 Std Only	4 oz. bottle; 1.5 oz. packet No. 55-403 also avail.
16	Lifter	71	HT-951 Std Only	Hyd.

(continued on next page)

GM Car (Incl. Buick, Cad., Chev., Olds., Pontiac)

455 7.5L (7457cc) OHV V8 (16 Valve) (Oldsmobile), 4.125" Bore (GMC Eng.), 4 Bbl. "Eng. Code TB" 1971 **723**
(cont.)

QTY	CAMSHAFT/LIFTER	YEARS	PART NO.	DESCRIPTION
16	Lifter, Bulk	71	HT-951B Std Only	Hyd.; Carton of 128
QTY	PUSH ROD	YEARS	PART NO.	DESCRIPTION
16	Push Rod	71	RP-3228R Std Only	Chrome-Moly; 9.5500" O.A.L.
16	Push Rod	71	RP-3197 Std Only	VINTAGE; 9.5460" O.A.L.
16	Push Rod, Bulk	71	BRP-3197 Std Only	VINTAGE; Carton of 100; 9.5460" O.A.L.
QTY	ROCKER PARTS	YEARS	PART NO.	DESCRIPTION
8	Arm Assy.	71	R-856 Std Only	VINTAGE; Incl. 2-arms & 1-pivot assy.
8	Arm Assy., Bulk	71	R-856B Std Only	VINTAGE; Incl. 2-arms & 1-pivot assy.; Carton of 64
8	Arm	71	R-856A Std Only	VINTAGE
8	Bridge	71	MR-1840 Std Only	
8	Pivot	71	MR-1903 Std Only	
QTY	VALVE	YEARS	PART NO.	DESCRIPTION
8	Exhaust	71	V-1772 Std Only	Chrome plated stem; 1.6240" Head Dia., 0.3422" Stem Dia., 4.6950" O.A.L.
QTY	VALVE GUIDE	YEARS	PART NO.	DESCRIPTION
16	Guide	71	VG-5038 Std Only	0.3430" ID, 2.1200" O.A.L
16	Guide, Bulk	71	VG-5038B Std Only	Carton of 50; 0.3430" ID, 2.1200" O.A.L
QTY	VALVE SPRING	YEARS	PART NO.	DESCRIPTION
16	Spring	71	VS-1618R Std Only	Incl. damper; 1.9940" Free Height
QTY	VALVE SEAL	YEARS	PART NO.	DESCRIPTION
8	Valve Stem Seal	71	ST-2001 Std Only	Loc. Exh.; Positive type; Installation requires valve guide machining; (RBBTF) Rubber/PTFE
8	Valve Stem Seal	71	MV-1903 Std Only	Loc. Exh.; Use w/repair guide; Positive type; (RBB) Rubber
8	Valve Stem Seal	71	ST-2001 Std Only	Loc. Int.; Positive type; Installation requires valve guide machining; (RBBTF) Rubber/PTFE
8	Valve Stem Seal	71	MV-1819C Std Only	Loc. Int.; Umbrella type; (NYL) Nylon
8	Valve Stem Seal	71	MV-1903 Std Only	Loc. Int.; Use w/repair guide; Positive type; (RBB) Rubber
8	Valve Stem Seal Bulk	71	ST-2001BC Std Only	Loc. Exh.; Positive type; Installation requires valve guide machining; Carton of 100; (RBBTF) Rubber/PTFE
8	Valve Stem Seal Bulk	71	ST-2001BC Std Only	Loc. Int.; Positive type; Installation requires valve guide machining; Carton of 100; (RBBTF) Rubber/PTFE
8	Valve Stem Seal Bulk	71	MV-1819 Std Only	Loc. Int.; Umbrella type; Carton of 50; (NYL) Nylon
QTY	VALVE SEAT	YEARS	PART NO.	DESCRIPTION
8	Seat	71	245-2125-2 Std Only	Loc. Int.; Use w/V-1775 & V-2304; 2.1305" OD, 1.8750" ID, 0.2480" Depth
8	Seat	71	245-2250-1 Std Only	Loc. Int.; Use w/V-1776; Machine ID to fit; 2.2555" OD, 1.9375" ID, 0.1855" Depth
QTY	VALVE, MISC	YEARS	PART NO.	DESCRIPTION
32	Keeper	71	VK-115A Std Only	1 groove; Square cut key groove; Carton pack 24
32	Keeper	71	VK-115 Std Only	1 groove; Square cut key groove; Carton pack 32
32	Keeper	71	VK-115R Std Only	1 groove; Square cut key groove; Hardened
32	Keeper, Bulk	71	VK-115B Std Only	1 groove; Square cut key groove; Carton of 1000
16	Spring Insert	71	259-303C Std Only	.015"; ID .703"; Carton of 100
16	Spring Insert	71	259-303B Std Only	.030"; ID .703"; Carton of 100
16	Spring Insert	71	259-303A Std Only	.060"; ID .703"; Carton of 100
16	Spring Insert	71	259-303ARS Std Only	.060"; ID .703"; Carton of 500
QTY	PISTON	YEARS	PART NO.	DESCRIPTION
8	Cast Piston	71	369P Std-20-30-40-60	VINTAGE; High comp.; Cast; .9806" Pin Dia.; 2 Rings 5/64 Groove, 1 Ring 3/16 Groove, 1.725 CD, Recessed Head .120 deep x 2.940 dia. - 9.75:1 C.R.
8	Cast Piston - Individual	71	W369P Std-20-30-40-60	VINTAGE; High comp.; Cast; .9806" Pin Dia.; 2 Rings 5/64 Groove, 1 Ring 3/16 Groove, 1.725 CD, Recessed Head .120 deep x 2.940 dia. - 9.75:1 C.R.
8	POWERFORGED Piston-Individual	71	WL-2390F 30 30	For use w/91 & lower octane pump fuels; Powerforged; 0.9805" Pin Dia.; 2 Rings 5/64 Groove, 1 Ring 3/16 Groove, 1.735 CD, Recessed Head .306 deep x 3.500 dia. DUROSHIELD® skirt coated piston.
QTY	RINGS	YEARS	PART NO.	DESCRIPTION
1	Premium Set	71	E-243K Std-20-30-40-60	VINTAGE; 2-5/64, 1-3/16; Premium Moly
1	Standard Set	71	E-243X Std-20-30-40-60	VINTAGE; 2-5/64, 1-3/16; Iron
QTY	ENGINE BEARINGS	YEARS	PART NO.	DESCRIPTION
1	Main Set	71	4294M Std-10-20-30	
1	Main Set	71	108M Std-10-20	Performance; Half grooved
1	Rod Set	71	8-3345P Std-10-20-30-40	
1	Rod Set	71	8-7040CH Std-10	Performance
8	Rod Pair	71	3345P Std-1-10-20-30-40	
1	Cam Set	71	1234M Std Only	VINTAGE; Babbitt material; Full round design

(continued on next page)

GM Car (Incl. Buick, Cad., Chev., Olds., Pontiac)

723 455 7.5L (7457cc) OHV V8 (16 Valve) (Oldsmobile), 4.125" Bore (GMC Eng.), 4 Bbl. "Eng. Code TB" 1971
(cont.)

BLOCK	QTY	OIL PUMP	YEARS	PART NO.	DESCRIPTION	BLOCK
	1	Oil Pump	71	224-41203		
	1	Oil Pump	71	224-41203V	High Volume, check pan for clearance; Use w/224-11203V screen	
	1	Inter. Shaft	71	224-61203		
	1	Screen Assy.	71	224-11203	5/8" inlet tube	
	1	Screen Assy.	71	224-11203V	Bolt-on 3/4" tube; Use w/224-41203V pump	
QTY	GASKETS	YEARS	PART NO.	DESCRIPTION		
1	Kit Gasket Set	71	260-1008	VINTAGE; Int. manifold gskt. not incl.; Premium valve stem seals incl.		
1	Valley Pan Gasket Set	71	260-4021	VINTAGE		
QTY	FREEZE PLUGS	YEARS	PART NO.	DESCRIPTION		
1	Brass Block Plug Kit	71	381-8020			
1	Steel Block Plug Kit	71	381-4020			
1	Brass Deep Cup Freeze Plug	71	381-9002	1.500" Diameter, 0.375" Height		
1	Steel Deep Cup Freeze Plug	71	381-3077	0.906" Diameter		
1	Steel Deep Cup Freeze Plug	71	381-3133	1.500" Diameter, 0.375" Height		
1	Steel Deep Cup Freeze Plug	71	381-3054	19/32" Diameter		
1	Steel Deep Cup Freeze Plug	71	381-3131	2.094" Diameter		

724 455 7.5L (7457cc) OHV V8 (16 Valve) (Oldsmobile), 4.125" Bore (GMC Eng.), 4 Bbl. "Eng. Code TL" 1971

VALVE TRAIN	QTY	TIMING	YEARS	PART NO.	DESCRIPTION	VALVE TRAIN
	1	3 Piece Set	71	KT3-494SA5	VINTAGE; (1) 222-494; (1) 223-360; (1) 223-361	
	1	Timing Chain	71	222-494	48 Links	
QTY	CAMSHAFT/LIFTER	YEARS	PART NO.	DESCRIPTION		
1	Performance Cam	71	CS-176R	Hi-Perf.; Pro-5000 Perf. Cam; 0.474" Exh. Valve Lift, 0.474" Int. Valve Lift, Hydraulic, (050) Duration at .050 Lobe Lift, 232 Exh., 232 Int., 113 Degrees Lobe Separation		
1	Prelube		55-403	Std Only	1.5 oz. packet	
1	Prelube		55-400	Std Only	4 oz. bottle; 1.5 oz. packet No. 55-403 also avail.	
16	Lifter	71	HT-951	Std Only	Hyd.	
16	Lifter, Bulk	71	HT-951B	Std Only	Hyd.; Carton of 128	
QTY	PUSH ROD	YEARS	PART NO.	DESCRIPTION		
16	Push Rod	71	RP-3228R	Std Only	Chrome-Moly; 9.5500" O.A.L.	
16	Push Rod	71	RP-3197	Std Only	VINTAGE; 9.5460" O.A.L.	
16	Push Rod, Bulk	71	BRP-3197	Std Only	VINTAGE; Carton of 100; 9.5460" O.A.L.	
QTY	ROCKER PARTS	YEARS	PART NO.	DESCRIPTION		
8	Arm Assy.	71	R-856	Std Only	VINTAGE; Incl. 2-arms & 1-pivot assy.	
8	Arm Assy., Bulk	71	R-856B	Std Only	VINTAGE; Incl. 2-arms & 1-pivot assy.; Carton of 64	
8	Arm	71	R-856A	Std Only	VINTAGE	
8	Bridge	71	MR-1840	Std Only		
8	Pivot	71	MR-1903	Std Only		
QTY	VALVE	YEARS	PART NO.	DESCRIPTION		
8	Exhaust	71	V-1772	Std Only	Chrome plated stem; 1.6240" Head Dia., 0.3422" Stem Dia., 4.6950" O.A.L.	
QTY	VALVE GUIDE	YEARS	PART NO.	DESCRIPTION		
16	Guide	71	VG-5038	Std Only	0.3430" ID, 2.1200" O.A.L	
16	Guide, Bulk	71	VG-5038B	Std Only	Carton of 50; 0.3430" ID, 2.1200" O.A.L	
QTY	VALVE SPRING	YEARS	PART NO.	DESCRIPTION		
16	Spring	71	VS-1618R	Std Only	Incl. damper; 1.9940" Free Height	
QTY	VALVE SEAL	YEARS	PART NO.	DESCRIPTION		
8	Valve Stem Seal	71	ST-2001	Std Only	Loc. Exh.; Positive type; Installation requires valve guide machining; (RBBTF) Rubber/PTFE	
8	Valve Stem Seal	71	MV-1903	Std Only	Loc. Exh.; Use w/repair guide; Positive type; (RBB) Rubber	
8	Valve Stem Seal	71	ST-2001	Std Only	Loc. Int.; Positive type; Installation requires valve guide machining; (RBBTF) Rubber/PTFE	
8	Valve Stem Seal	71	MV-1819C	Std Only	Loc. Int.; Umbrella type; (NYL) Nylon	
8	Valve Stem Seal	71	MV-1903	Std Only	Loc. Int.; Use w/repair guide; Positive type; (RBB) Rubber	
8	Valve Stem Seal Bulk	71	ST-2001BC	Std Only	Loc. Exh.; Positive type; Installation requires valve guide machining; Carton of 100; (RBBTF) Rubber/PTFE	
8	Valve Stem Seal Bulk	71	ST-2001BC	Std Only	Loc. Int.; Positive type; Installation requires valve guide machining; Carton of 100; (RBBTF) Rubber/PTFE	
8	Valve Stem Seal Bulk	71	MV-1819	Std Only	Loc. Int.; Umbrella type; Carton of 50; (NYL) Nylon	
QTY	VALVE SEAT	YEARS	PART NO.	DESCRIPTION		
8	Seat	71	245-2125-2	Std Only	Loc. Int.; Use w/V-1775 & V-2304; 2.1305" OD, 1.8750" ID, 0.2480" Depth	
8	Seat	71	245-2250-1	Std Only	Loc. Int.; Use w/V-1776; Machine ID to fit; 2.2555" OD, 1.9375" ID, 0.1855" Depth	

(continued on next page)

GM Car (Incl. Buick, Cad., Chev., Olds., Pontiac)

455 7.5L (7457cc) OHV V8 (16 Valve) (Oldsmobile), 4.125" Bore (GMC Eng.), 4 Bbl. "Eng. Code TL" 1971 724 (cont.)

QTY	VALVE, MISC	YEARS	PART NO.	DESCRIPTION
32	Keeper	71	VK-115A Std Only	1 groove; Square cut key groove; Carton pack 24
32	Keeper	71	VK-115 Std Only	1 groove; Square cut key groove; Carton pack 32
32	Keeper	71	VK-115R Std Only	1 groove; Square cut key groove; Hardened
32	Keeper, Bulk	71	VK-115B Std Only	1 groove; Square cut key groove; Carton of 1000
16	Spring Insert	71	259-303C Std Only	.015"; ID .703"; Carton of 100
16	Spring Insert	71	259-303B Std Only	.030"; ID .703"; Carton of 100
16	Spring Insert	71	259-303A Std Only	.060"; ID .703"; Carton of 100
16	Spring Insert	71	259-303ARS Std Only	.060"; ID .703"; Carton of 500
QTY	PISTON	YEARS	PART NO.	DESCRIPTION
8	Cast Piston	71	369P Std-20-30-40-60	VINTAGE; High comp.; Cast; .9806" Pin Dia.; 2 Rings 5/64 Groove, 1 Ring 3/16 Groove, 1.725 CD, Recessed Head .120 deep x 2.940 dia. - 9.75:1 C.R.
8	Cast Piston - Individual	71	W369P Std-20-30-40-60	VINTAGE; High comp.; Cast; .9806" Pin Dia.; 2 Rings 5/64 Groove, 1 Ring 3/16 Groove, 1.725 CD, Recessed Head .120 deep x 2.940 dia. - 9.75:1 C.R.
8	POWERFORGED Piston-Individual	71	WL-2390F 30 30	For use w/91 & lower octane pump fuels; Powerforged; 0.9805" Pin Dia.; 2 Rings 5/64 Groove, 1 Ring 3/16 Groove, 1.735 CD, Recessed Head .306 deep x 3.500 dia. DUROSHIELD® skirt coated piston.
QTY	RINGS	YEARS	PART NO.	DESCRIPTION
1	Premium Set	71	E-243K Std-20-30-40-60	VINTAGE; 2-5/64, 1-3/16; Premium Moly
1	Standard Set	71	E-243X Std-20-30-40-60	VINTAGE; 2-5/64, 1-3/16; Iron
QTY	ENGINE BEARINGS	YEARS	PART NO.	DESCRIPTION
1	Main Set	71	4294M Std-10-20-30	
1	Main Set	71	108M Std-10-20	Performance; Half grooved
1	Rod Set	71	8-3345P Std-10-20-30-40	
1	Rod Set	71	8-7040CH Std-10	Performance
8	Rod Pair	71	3345P Std-1-10-20-30-40	
1	Cam Set	71	1234M Std Only	VINTAGE; Babbitt material; Full round design
QTY	OIL PUMP	YEARS	PART NO.	DESCRIPTION
1	Oil Pump	71	224-41203	
1	Oil Pump	71	224-41203V	High Volume, check pan for clearance; Use w/224-11203V screen
1	Inter. Shaft	71	224-61203	
1	Screen Assy.	71	224-11203	5/8" inlet tube
1	Screen Assy.	71	224-11203V	Bolt-on 3/4" tube; Use w/224-41203V pump
QTY	GASKETS	YEARS	PART NO.	DESCRIPTION
1	Kit Gasket Set	71	260-1008	VINTAGE; Int. manifold gskt. not incl.; Premium valve stem seals incl.
1	Valley Pan Gasket Set	71	260-4021	VINTAGE
QTY	FREEZE PLUGS	YEARS	PART NO.	DESCRIPTION
1	Brass Block Plug Kit	71	381-8020	
1	Steel Block Plug Kit	71	381-4020	
1	Brass Deep Cup Freeze Plug	71	381-9002	1.500" Diameter, 0.375" Height
1	Steel Deep Cup Freeze Plug	71	381-3077	0.906" Diameter
1	Steel Deep Cup Freeze Plug	71	381-3133	1.500" Diameter, 0.375" Height
1	Steel Deep Cup Freeze Plug	71	381-3054	19/32" Diameter
1	Steel Deep Cup Freeze Plug	71	381-3131	2.094" Diameter

455 7.5L (7457cc) OHV V8 (16 Valve) (Oldsmobile), 4.125" Bore (GMC Eng.), 4 Bbl. "Eng. Code TN" 1971 725

QTY	TIMING	YEARS	PART NO.	DESCRIPTION
1	3 Piece Set	71	KT3-494SA5	VINTAGE; (1) 222-494; (1) 223-360; (1) 223-361
1	Timing Chain	71	222-494	48 Links
QTY	CAMSHAFT/LIFTER	YEARS	PART NO.	DESCRIPTION
1	Performance Cam	71	CS-176R	Hi-Perf.; Pro-5000 Perf. Cam; 0.474" Exh. Valve Lift, 0.474" Int. Valve Lift, Hydraulic, (050) Duration at .050 Lobe Lift, 232 Exh., 232 Int., 113 Degrees Lobe Separation
1	Prelube		55-403 Std Only	1.5 oz. packet
1	Prelube		55-400 Std Only	4 oz. bottle; 1.5 oz. packet No. 55-403 also avail.
16	Lifter	71	HT-951 Std Only	Hyd.
16	Lifter, Bulk	71	HT-951B Std Only	Hyd.; Carton of 128
QTY	PUSH ROD	YEARS	PART NO.	DESCRIPTION
16	Push Rod	71	RP-3228R Std Only	Chrome-Moly; 9.5500" O.A.L.
16	Push Rod	71	RP-3197 Std Only	VINTAGE; 9.5460" O.A.L.
16	Push Rod, Bulk	71	BRP-3197 Std Only	VINTAGE; Carton of 100; 9.5460" O.A.L.
QTY	ROCKER PARTS	YEARS	PART NO.	DESCRIPTION
8	Arm Assy.	71	R-856 Std Only	VINTAGE; Incl. 2-arms & 1-pivot assy.
8	Arm Assy., Bulk	71	R-856B Std Only	VINTAGE; Incl. 2-arms & 1-pivot assy.; Carton of 64

(continued on next page)

GM Car (Incl. Buick, Cad., Chev., Olds., Pontiac)

725 455 7.5L (7457cc) OHV V8 (16 Valve) (Oldsmobile), 4.125" Bore (GMC Eng.), 4 Bbl. "Eng. Code TN" 1971
(cont.)

QTY	ROCKER PARTS (cont.)	YEARS	PART NO.	DESCRIPTION
8	Arm	71	R-856A Std Only	VINTAGE
8	Bridge	71	MR-1840 Std Only	
8	Pivot	71	MR-1903 Std Only	
QTY	VALVE	YEARS	PART NO.	DESCRIPTION
8	Exhaust	71	V-1772 Std Only	Chrome plated stem; 1.6240" Head Dia., 0.3422" Stem Dia., 4.6950" O.A.L.
QTY	VALVE GUIDE	YEARS	PART NO.	DESCRIPTION
16	Guide	71	VG-5038 Std Only	0.3430" ID, 2.1200" O.A.L
16	Guide, Bulk	71	VG-5038B Std Only	Carton of 50; 0.3430" ID, 2.1200" O.A.L
QTY	VALVE SPRING	YEARS	PART NO.	DESCRIPTION
16	Spring	71	VS-1618R Std Only	Incl. damper; 1.9940" Free Height
QTY	VALVE SEAL	YEARS	PART NO.	DESCRIPTION
8	Valve Stem Seal	71	ST-2001 Std Only	Loc. Exh.; Positive type; Installation requires valve guide machining; (RBBTF) Rubber/PTFE
8	Valve Stem Seal	71	MV-1903 Std Only	Loc. Exh.; Use w/repair guide; Positive type; (RBB) Rubber
8	Valve Stem Seal	71	ST-2001 Std Only	Loc. Int.; Positive type; Installation requires valve guide machining; (RBBTF) Rubber/PTFE
8	Valve Stem Seal	71	MV-1819C Std Only	Loc. Int.; Umbrella type; (NYL) Nylon
8	Valve Stem Seal	71	MV-1903 Std Only	Loc. Int.; Use w/repair guide; Positive type; (RBB) Rubber
8	Valve Stem Seal Bulk	71	ST-2001BC Std Only	Loc. Exh.; Positive type; Installation requires valve guide machining; Carton of 100; (RBBTF) Rubber/PTFE
8	Valve Stem Seal Bulk	71	ST-2001BC Std Only	Loc. Int.; Positive type; Installation requires valve guide machining; Carton of 100; (RBBTF) Rubber/PTFE
8	Valve Stem Seal Bulk	71	MV-1819 Std Only	Loc. Int.; Umbrella type; Carton of 50; (NYL) Nylon
QTY	VALVE SEAT	YEARS	PART NO.	DESCRIPTION
8	Seat	71	245-2125-2 Std Only	Loc. Int.; Use w/V-1775 & V-2304; 2.1305" OD, 1.8750" ID, 0.2480" Depth
8	Seat	71	245-2250-1 Std Only	Loc. Int.; Use w/V-1776; Machine ID to fit; 2.2555" OD, 1.9375" ID, 0.1855" Depth
QTY	VALVE, MISC	YEARS	PART NO.	DESCRIPTION
32	Keeper	71	VK-115A Std Only	1 groove; Square cut key groove; Carton pack 24
32	Keeper	71	VK-115 Std Only	1 groove; Square cut key groove; Carton pack 32
32	Keeper	71	VK-115R Std Only	1 groove; Square cut key groove; Hardened
32	Keeper, Bulk	71	VK-115B Std Only	1 groove; Square cut key groove; Carton of 1000
16	Spring Insert	71	259-303C Std Only	.015"; ID .703"; Carton of 100
16	Spring Insert	71	259-303B Std Only	.030"; ID .703"; Carton of 100
16	Spring Insert	71	259-303A Std Only	.060"; ID .703"; Carton of 100
16	Spring Insert	71	259-303ARS Std Only	.060"; ID .703"; Carton of 500
QTY	PISTON	YEARS	PART NO.	DESCRIPTION
8	Cast Piston	71	369P Std-20-30-40-60	VINTAGE; High comp.; Cast; .9806" Pin Dia.; 2 Rings 5/64 Groove, 1 Ring 3/16 Groove, 1.725 CD, Recessed Head .120 deep x 2.940 dia. - 9.75:1 C.R.
8	Cast Piston - Individual	71	W369P Std-20-30-40-60	VINTAGE; High comp.; Cast; .9806" Pin Dia.; 2 Rings 5/64 Groove, 1 Ring 3/16 Groove, 1.725 CD, Recessed Head .120 deep x 2.940 dia. - 9.75:1 C.R.
8	POWERFORGED Piston-Individual	71	WL-2390F 30 30	For use w/91 & lower octane pump fuels; Powerforged; 0.9805" Pin Dia.; 2 Rings 5/64 Groove, 1 Ring 3/16 Groove, 1.735 CD, Recessed Head .306 deep x 3.500 dia. DUROSHIELD® skirt coated piston.
QTY	RINGS	YEARS	PART NO.	DESCRIPTION
1	Premium Set	71	E-243K Std-20-30-40-60	VINTAGE; 2-5/64, 1-3/16; Premium Moly
1	Standard Set	71	E-243X Std-20-30-40-60	VINTAGE; 2-5/64, 1-3/16; Iron
QTY	ENGINE BEARINGS	YEARS	PART NO.	DESCRIPTION
1	Main Set	71	4294M Std-10-20-30	
1	Main Set	71	108M Std-10-20	Performance; Half grooved
1	Rod Set	71	8-3345P Std-10-20-30-40	
1	Rod Set	71	8-7040CH Std-10	Performance
8	Rod Pair	71	3345P Std-1-10-20-30-40	
1	Cam Set	71	1234M Std Only	VINTAGE; Babbitt material; Full round design
QTY	OIL PUMP	YEARS	PART NO.	DESCRIPTION
1	Oil Pump	71	224-41203	
1	Oil Pump	71	224-41203V	High Volume, check pan for clearance; Use w/224-11203V screen
1	Inter. Shaft	71	224-61203	
1	Screen Assy.	71	224-11203	5/8" inlet tube
1	Screen Assy.	71	224-11203V	Bolt-on 3/4" tube; Use w/224-41203V pump
QTY	GASKETS	YEARS	PART NO.	DESCRIPTION
1	Kit Gasket Set	71	260-1008	VINTAGE; Int. manifold gskt. not incl.; Premium valve stem seals incl.

VALVE TRAIN

VALVE TRAIN

BLOCK

BLOCK

(continued on next page)

GM Car (Incl. Buick, Cad., Chev., Olds., Pontiac)

455 7.5L (7457cc) OHV V8 (16 Valve) (Oldsmobile), 4.125" Bore (GMC Eng.), 4 Bbl. "Eng. Code TN" 1971 725 (cont.)

BLOCK	QTY	GASKETS (cont.)	YEARS	PART NO.	DESCRIPTION	BLOCK
	1	Valley Pan Gasket Set	71	260-4021	VINTAGE	
	QTY	FREEZE PLUGS	YEARS	PART NO.	DESCRIPTION	
	1	Brass Block Plug Kit	71	381-8020		
	1	Steel Block Plug Kit	71	381-4020		
	1	Brass Deep Cup Freeze Plug	71	381-9002	1.500" Diameter, 0.375" Height	
	1	Steel Deep Cup Freeze Plug	71	381-3077	0.906" Diameter	
	1	Steel Deep Cup Freeze Plug	71	381-3133	1.500" Diameter, 0.375" Height	
	1	Steel Deep Cup Freeze Plug	71	381-3054	19/32" Diameter	
	1	Steel Deep Cup Freeze Plug	71	381-3131	2.094" Diameter	

455 7.5L (7457cc) OHV V8 (16 Valve) (Oldsmobile), 4.125" Bore (GMC Eng.), 4 Bbl. "Eng. Code TP" 1971-1970 726

VALVE TRAIN	QTY	TIMING	YEARS	PART NO.	DESCRIPTION	VALVE TRAIN
	1	3 Piece Set	71-70	KT3-494SA5	VINTAGE; (1) 222-494; (1) 223-360; (1) 223-361	
	1	Timing Chain	71-70	222-494	48 Links	
	QTY	CAMSHAFT/LIFTER	YEARS	PART NO.	DESCRIPTION	
	1	Performance Cam	71-70	CS-176R	Hi-Perf.; Pro-5000 Perf. Cam; 0.474" Exh. Valve Lift, 0.474" Int. Valve Lift, Hydraulic, (050) Duration at .050 Lobe Lift, 232 Exh., 232 Int., 113 Degrees Lobe Separation	
	1	Prelube		55-403 Std Only	1.5 oz. packet	
	1	Prelube		55-400 Std Only	4 oz. bottle; 1.5 oz. packet No. 55-403 also avail.	
	16	Lifter	71-70	HT-951 Std Only	Hyd.	
	16	Lifter, Bulk	71-70	HT-951B Std Only	Hyd.; Carton of 128	
	QTY	PUSH ROD	YEARS	PART NO.	DESCRIPTION	
	16	Push Rod	71-70	RP-3228R Std Only	Chrome-Moly; 9.5500" O.A.L.	
	16	Push Rod	71-70	RP-3197 Std Only	VINTAGE; 9.5460" O.A.L.	
	16	Push Rod, Bulk	71-70	BRP-3197 Std Only	VINTAGE; Carton of 100; 9.5460" O.A.L.	
	QTY	ROCKER PARTS	YEARS	PART NO.	DESCRIPTION	
	8	Arm Assy.	71-70	R-856 Std Only	VINTAGE; Incl. 2-arms & 1-pivot assy.	
	8	Arm Assy., Bulk	71-70	R-856B Std Only	VINTAGE; Incl. 2-arms & 1-pivot assy.; Carton of 64	
	8	Arm	71-70	R-856A Std Only	VINTAGE	
	8	Bridge	71-70	MR-1840 Std Only		
	8	Pivot	71-70	MR-1903 Std Only		
	QTY	VALVE	YEARS	PART NO.	DESCRIPTION	
	8	Exhaust	71-70	V-1772 Std Only	Chrome plated stem; 1.6240" Head Dia., 0.3422" Stem Dia., 4.6950" O.A.L.	
	QTY	VALVE GUIDE	YEARS	PART NO.	DESCRIPTION	
	16	Guide	71-70	VG-5038 Std Only	0.3430" ID, 2.1200" O.A.L	
	16	Guide, Bulk	71-70	VG-5038B Std Only	Carton of 50; 0.3430" ID, 2.1200" O.A.L	
	QTY	VALVE SPRING	YEARS	PART NO.	DESCRIPTION	
	16	Spring	71-70	VS-1618R Std Only	Incl. damper; 1.9940" Free Height	
	QTY	VALVE SEAL	YEARS	PART NO.	DESCRIPTION	
	8	Valve Stem Seal	71-70	ST-2001 Std Only	Loc. Exh.; Positive type; Installation requires valve guide machining; (RBBTF) Rubber/PTFE	
	8	Valve Stem Seal	71-70	MV-1903 Std Only	Loc. Exh.; Use w/repair guide; Positive type; (RBB) Rubber	
	8	Valve Stem Seal	71-70	ST-2001 Std Only	Loc. Int.; Positive type; Installation requires valve guide machining; (RBBTF) Rubber/PTFE	
	8	Valve Stem Seal	71-70	MV-1819C Std Only	Loc. Int.; Umbrella type; (NYL) Nylon	
	8	Valve Stem Seal	71-70	MV-1903 Std Only	Loc. Int.; Use w/repair guide; Positive type; (RBB) Rubber	
	8	Valve Stem Seal Bulk	71-70	ST-2001BC Std Only	Loc. Exh.; Positive type; Installation requires valve guide machining; Carton of 100; (RBBTF) Rubber/PTFE	
	8	Valve Stem Seal Bulk	71-70	ST-2001BC Std Only	Loc. Int.; Positive type; Installation requires valve guide machining; Carton of 100; (RBBTF) Rubber/PTFE	
	8	Valve Stem Seal Bulk	71-70	MV-1819 Std Only	Loc. Int.; Umbrella type; Carton of 50; (NYL) Nylon	
	QTY	VALVE SEAT	YEARS	PART NO.	DESCRIPTION	
	8	Seat	71-70	245-2125-2 Std Only	Loc. Int.; Use w/V-1775 & V-2304; 2.1305" OD, 1.8750" ID, 0.2480" Depth	
	8	Seat	71-70	245-2250-1 Std Only	Loc. Int.; Use w/V-1776; Machine ID to fit; 2.2555" OD, 1.9375" ID, 0.1855" Depth	
	QTY	VALVE, MISC	YEARS	PART NO.	DESCRIPTION	
	32	Keeper	71-70	VK-115A Std Only	1 groove; Square cut key groove; Carton pack 24	
	32	Keeper	71-70	VK-115 Std Only	1 groove; Square cut key groove; Carton pack 32	
	32	Keeper	71-70	VK-115R Std Only	1 groove; Square cut key groove; Hardened	
	32	Keeper, Bulk	71-70	VK-115B Std Only	1 groove; Square cut key groove; Carton of 1000	
	16	Spring Insert	71-70	259-303C Std Only	.015"; ID .703"; Carton of 100	
	16	Spring Insert	71-70	259-303B Std Only	.030"; ID .703"; Carton of 100	
	16	Spring Insert	71-70	259-303A Std Only	.060"; ID .703"; Carton of 100	
	16	Spring Insert	71-70	259-303ARS Std Only	.060"; ID .703"; Carton of 500	

(continued on next page)

GM Car (Incl. Buick, Cad., Chev., Olds., Pontiac)

726 455 7.5L (7457cc) OHV V8 (16 Valve) (Oldsmobile), 4.125" Bore (GMC Eng.), 4 Bbl. "Eng. Code TP"
(cont.) 1971-1970

QTY	PISTON	YEARS	PART NO.	DESCRIPTION
8	Cast Piston	71-70	369P Std-20-30-40-60	VINTAGE; High comp.; Cast; .9806" Pin Dia.; 2 Rings 5/64 Groove, 1 Ring 3/16 Groove, 1.725 CD, Recessed Head .120 deep x 2.940 dia. - 9.75:1 C.R.
8	Cast Piston - Individual	71-70	W369P Std-20-30-40-60	VINTAGE; High comp.; Cast; .9806" Pin Dia.; 2 Rings 5/64 Groove, 1 Ring 3/16 Groove, 1.725 CD, Recessed Head .120 deep x 2.940 dia. - 9.75:1 C.R.
8	POWERFORGED	70	L-2323F Std-30-40-60	High comp.; Powerforged; 0.9805" Pin Dia.; 2 Rings 5/64 Groove, 1 Ring 3/16 Groove, 1.735 CD, .142 dish; DUROSHIELD® skirt coated piston
8	POWERFORGED Piston-Individual	71-70	WL-2390F 30 30	For use w/91 & lower octane pump fuels; Powerforged; 0.9805" Pin Dia.; 2 Rings 5/64 Groove, 1 Ring 3/16 Groove, 1.735 CD, Recessed Head .306 deep x 3.500 dia. DUROSHIELD® skirt coated piston.
8	POWERFORGED Piston-Individual	70	WL-2323F Std-30-40-60	High comp.; Powerforged; 0.9805" Pin Dia.; 2 Rings 5/64 Groove, 1 Ring 3/16 Groove, 1.735 CD, .142 dish; DUROSHIELD® skirt coated piston
QTY	RINGS	YEARS	PART NO.	DESCRIPTION
1	Premium Set	71-70	E-243K Std-20-30-40-60	VINTAGE; 2-5/64, 1-3/16; Premium Moly
1	Standard Set	71-70	E-243X Std-20-30-40-60	VINTAGE; 2-5/64, 1-3/16; Iron
QTY	ENGINE BEARINGS	YEARS	PART NO.	DESCRIPTION
1	Main Set	71-70	4294M Std-10-20-30	
1	Main Set	71-70	108M Std-10-20	Performance; Half grooved
1	Rod Set	71-70	8-3345P Std-10-20-30-40	
1	Rod Set	71-70	8-7040CH Std-10	Performance
8	Rod Pair	71-70	3345P Std-1-10-20-30-40	
1	Cam Set	71-70	1234M Std Only	VINTAGE; Babbitt material; Full round design
QTY	OIL PUMP	YEARS	PART NO.	DESCRIPTION
1	Oil Pump	71-70	224-41203	
1	Oil Pump	71-70	224-41203V	High Volume, check pan for clearance; Use w/224-11203V screen
1	Inter. Shaft	71-70	224-61203	
1	Screen Assy.	71-70	224-11203	5/8" inlet tube
1	Screen Assy.	71-70	224-11203V	Bolt-on 3/4" tube; Use w/224-41203V pump
QTY	GASKETS	YEARS	PART NO.	DESCRIPTION
1	Kit Gasket Set	71-70	260-1008	VINTAGE; Int. manifold gskt. not incl.; Premium valve stem seals incl.
1	Valley Pan Gasket Set	71-70	260-4021	VINTAGE
QTY	FREEZE PLUGS	YEARS	PART NO.	DESCRIPTION
1	Brass Block Plug Kit	71-70	381-8020	
1	Steel Block Plug Kit	71-70	381-4020	
1	Brass Deep Cup Freeze Plug	71-70	381-9002	1.500" Diameter, 0.375" Height
1	Steel Deep Cup Freeze Plug	71-70	381-3077	0.906" Diameter
1	Steel Deep Cup Freeze Plug	71-70	381-3133	1.500" Diameter, 0.375" Height
1	Steel Deep Cup Freeze Plug	71-70	381-3054	19/32" Diameter
1	Steel Deep Cup Freeze Plug	71-70	381-3131	2.094" Diameter

727 455 7.5L (7457cc) OHV V8 (16 Valve) (Oldsmobile), 4.125" Bore (GMC Eng.), 4 Bbl. "Eng. Code TQ"
1971-1968

QTY	TIMING	YEARS	PART NO.	DESCRIPTION
1	3 Piece Set	71-68	KT3-494SA5	VINTAGE; (1) 222-494; (1) 223-360; (1) 223-361
1	Timing Chain	71-68	222-494	48 Links
QTY	CAMSHAFT/LIFTER	YEARS	PART NO.	DESCRIPTION
1	Performance Cam	71-68	CS-176R	Hi-Perf.; Pro-5000 Perf. Cam; 0.474" Exh. Valve Lift, 0.474" Int. Valve Lift, Hydraulic, (050) Duration at .050 Lobe Lift, 232 Exh., 232 Int., 113 Degrees Lobe Separation
1	Prelube		55-403 Std Only	1.5 oz. packet
1	Prelube		55-400 Std Only	4 oz. bottle; 1.5 oz. packet No. 55-403 also avail.
16	Lifter	71-68	HT-951 Std Only	Hyd.
16	Lifter, Bulk	71-68	HT-951B Std Only	Hyd.; Carton of 128
QTY	PUSH ROD	YEARS	PART NO.	DESCRIPTION
16	Push Rod	71-68	RP-3228R Std Only	Chrome-Moly; 9.5500" O.A.L.
16	Push Rod	71-68	RP-3197 Std Only	VINTAGE; 9.5460" O.A.L.
16	Push Rod, Bulk	71-68	BRP-3197 Std Only	VINTAGE; Carton of 100; 9.5460" O.A.L.
QTY	ROCKER PARTS	YEARS	PART NO.	DESCRIPTION
8	Arm Assy.	71-68	R-856 Std Only	VINTAGE; Incl. 2-arms & 1-pivot assy.
8	Arm Assy., Bulk	71-68	R-856B Std Only	VINTAGE; Incl. 2-arms & 1-pivot assy.; Carton of 64
8	Arm	71-68	R-856A Std Only	VINTAGE
8	Bridge	71-68	MR-1840 Std Only	
8	Pivot	71-68	MR-1903 Std Only	

(continued on next page)

GM Car (Incl. Buick, Cad., Chev., Olds., Pontiac)

**455 7.5L (7457cc) OHV V8 (16 Valve) (Oldsmobile), 4.125" Bore (GMC Eng.), 4 Bbl. "Eng. Code TQ" 727
1971-1968 (cont.)**

QTY	VALVE	YEARS	PART NO.	DESCRIPTION
8	Exhaust	71-68	V-1772 Std Only	Chrome plated stem; 1.6240" Head Dia., 0.3422" Stem Dia., 4.6950" O.A.L.
16	VALVE GUIDE	YEARS	PART NO.	DESCRIPTION
16	Guide	71-68	VG-5038 Std Only	0.3430" ID, 2.1200" O.A.L
	Guide, Bulk	71-68	VG-5038B Std Only	Carton of 50; 0.3430" ID, 2.1200" O.A.L
16	VALVE SPRING	YEARS	PART NO.	DESCRIPTION
	Spring	71-68	VS-1618R Std Only	Incl. damper; 1.9940" Free Height
8	VALVE SEAL	YEARS	PART NO.	DESCRIPTION
	Valve Stem Seal	71-68	ST-2001 Std Only	Loc. Exh.; Positive type; Installation requires valve guide machining; (RBBTF) Rubber/PTFE
8	Valve Stem Seal	71-68	MV-1903 Std Only	Loc. Exh.; Use w/repair guide; Positive type; (RBB) Rubber
8	Valve Stem Seal	71-68	ST-2001 Std Only	Loc. Int.; Positive type; Installation requires valve guide machining; (RBBTF) Rubber/PTFE
8	Valve Stem Seal	71-68	MV-1819C Std Only	Loc. Int.; Umbrella type; (NYL) Nylon
8	Valve Stem Seal	71-68	MV-1903 Std Only	Loc. Int.; Use w/repair guide; Positive type; (RBB) Rubber
8	Valve Stem Seal Bulk	71-68	ST-2001BC Std Only	Loc. Exh.; Positive type; Installation requires valve guide machining; Carton of 100; (RBBTF) Rubber/PTFE
8	Valve Stem Seal Bulk	71-68	ST-2001BC Std Only	Loc. Int.; Positive type; Installation requires valve guide machining; Carton of 100; (RBBTF) Rubber/PTFE
8	Valve Stem Seal Bulk	71-68	MV-1819 Std Only	Loc. Int.; Umbrella type; Carton of 50; (NYL) Nylon
8	VALVE SEAT	YEARS	PART NO.	DESCRIPTION
	Seat	71-68	245-2125-2 Std Only	Loc. Int.; Use w/V-1775 & V-2304; 2.1305" OD, 1.8750" ID, 0.2480" Depth
8	Seat	71-68	245-2250-1 Std Only	Loc. Int.; Use w/V-1776; Machine ID to fit; 2.2555" OD, 1.9375" ID, 0.1855" Depth
32	VALVE, MISC	YEARS	PART NO.	DESCRIPTION
	Keeper	71-68	VK-115A Std Only	1 groove; Square cut key groove; Carton pack 24
32	Keeper	71-68	VK-115 Std Only	1 groove; Square cut key groove; Carton pack 32
32	Keeper	71-68	VK-115R Std Only	1 groove; Square cut key groove; Hardened
32	Keeper, Bulk	71-68	VK-115B Std Only	1 groove; Square cut key groove; Carton of 1000
16	Spring Insert	71-68	259-303C Std Only	.015"; ID .703"; Carton of 100
16	Spring Insert	71-68	259-303B Std Only	.030"; ID .703"; Carton of 100
16	Spring Insert	71-68	259-303A Std Only	.060"; ID .703"; Carton of 100
16	Spring Insert	71-68	259-303ARS Std Only	.060"; ID .703"; Carton of 500
8	PISTON	YEARS	PART NO.	DESCRIPTION
	Cast Piston	71-68	369P Std-20-30-40-60	VINTAGE; High comp.; Cast; .9806" Pin Dia.; 2 Rings 5/64 Groove, 1 Ring 3/16 Groove, 1.725 CD, Recessed Head .120 deep x 2.940 dia. - 9.75:1 C.R.
8	Cast Piston - Individual	71-68	W369P Std-20-30-40-60	VINTAGE; High comp.; Cast; .9806" Pin Dia.; 2 Rings 5/64 Groove, 1 Ring 3/16 Groove, 1.725 CD, Recessed Head .120 deep x 2.940 dia. - 9.75:1 C.R.
8	POWERFORGED	70-68	L-2323F Std-30-40-60	High comp.; Powerforged; 0.9805" Pin Dia.; 2 Rings 5/64 Groove, 1 Ring 3/16 Groove, 1.735 CD, .142 dish; DUROSHIELD® skirt coated piston
8	POWERFORGED Piston-Individual	71-68	WL-2390F 30 30	For use w/91 & lower octane pump fuels; Powerforged; 0.9805" Pin Dia.; 2 Rings 5/64 Groove, 1 Ring 3/16 Groove, 1.735 CD, Recessed Head .306 deep x 3.500 dia. DUROSHIELD® skirt coated piston.
8	POWERFORGED Piston-Individual	70-68	WL-2323F Std-30-40-60	High comp.; Powerforged; 0.9805" Pin Dia.; 2 Rings 5/64 Groove, 1 Ring 3/16 Groove, 1.735 CD, .142 dish; DUROSHIELD® skirt coated piston
1	RINGS	YEARS	PART NO.	DESCRIPTION
	Premium Set	71-68	E-243K Std-20-30-40-60	VINTAGE; 2-5/64, 1-3/16; Premium Moly
1	Standard Set	71-68	E-243X Std-20-30-40-60	VINTAGE; 2-5/64, 1-3/16; Iron
1	ENGINE BEARINGS	YEARS	PART NO.	DESCRIPTION
	Main Set	71-68	4294M Std-10-20-30	
1	Main Set	71-68	108M Std-10-20	Performance; Half grooved
1	Rod Set	71-68	8-3345P Std-10-20-30-40	
1	Rod Set	71-68	8-7040CH Std-10	Performance
8	Rod Pair	71-68	3345P Std-1-10-20-30-40	
1	Cam Set	71-68	1234M Std Only	VINTAGE; Babbitt material; Full round design
1	OIL PUMP	YEARS	PART NO.	DESCRIPTION
	Oil Pump	71-68	224-41203	
1	Oil Pump	71-68	224-41203V	High Volume, check pan for clearance; Use w/224-11203V screen
1	Inter. Shaft	71-68	224-61203	
1	Screen Assy.	71-68	224-11203	5/8" inlet tube
1	Screen Assy.	71-68	224-11203V	Bolt-on 3/4" tube; Use w/224-41203V pump

(continued on next page)

GM Car (Incl. Buick, Cad., Chev., Olds., Pontiac)

727 455 7.5L (7457cc) OHV V8 (16 Valve) (Oldsmobile), 4.125" Bore (GMC Eng.), 4 Bbl. "Eng. Code TQ" (cont.) 1971-1968

	QTY	GASKETS	YEARS	PART NO.	DESCRIPTION
BLOCK	1	Kit Gasket Set	71-68	260-1008	VINTAGE; Int. manifold gskt. not incl.; Premium valve stem seals incl.
	1	Valley Pan Gasket Set	71-68	260-4021	VINTAGE
	QTY	FREEZE PLUGS	YEARS	PART NO.	DESCRIPTION
	1	Brass Block Plug Kit	71-68	381-8020	
	1	Steel Block Plug Kit	71-68	381-4020	
	1	Brass Deep Cup Freeze Plug	71-68	381-9002	1.500" Diameter, 0.375" Height
	1	Steel Deep Cup Freeze Plug	71-68	381-3077	0.906" Diameter
	1	Steel Deep Cup Freeze Plug	71-68	381-3133	1.500" Diameter, 0.375" Height
1	Steel Deep Cup Freeze Plug	71-68	381-3054	19/32" Diameter	
1	Steel Deep Cup Freeze Plug	71-68	381-3131	2.094" Diameter	

728 455 7.5L (7457cc) OHV V8 (16 Valve) (Oldsmobile), 4.125" Bore (GMC Eng.), 4 Bbl. "Eng. Code TS" 1971-1970

	QTY	TIMING	YEARS	PART NO.	DESCRIPTION
VALVE TRAIN	1	3 Piece Set	71-70	KT3-494SA5	VINTAGE; (1) 222-494; (1) 223-360; (1) 223-361
	1	Timing Chain	71-70	222-494	48 Links
	QTY	CAMSHAFT/LIFTER	YEARS	PART NO.	DESCRIPTION
	1	Performance Cam	71-70	CS-176R	Hi-Perf.; Pro-5000 Perf. Cam; 0.474" Exh. Valve Lift, 0.474" Int. Valve Lift, Hydraulic, (050) Duration at .050 Lobe Lift, 232 Exh., 232 Int., 113 Degrees Lobe Separation
	1	Prelube		55-403 Std Only	1.5 oz. packet
	1	Prelube		55-400 Std Only	4 oz. bottle; 1.5 oz. packet No. 55-403 also avail.
	16	Lifter	71-70	HT-951 Std Only	Hyd.
	16	Lifter, Bulk	71-70	HT-951B Std Only	Hyd.; Carton of 128
	QTY	PUSH ROD	YEARS	PART NO.	DESCRIPTION
	16	Push Rod	71-70	RP-3228R Std Only	Chrome-Moly; 9.5500" O.A.L.
	16	Push Rod	71-70	RP-3197 Std Only	VINTAGE; 9.5460" O.A.L.
	16	Push Rod, Bulk	71-70	BRP-3197 Std Only	VINTAGE; Carton of 100; 9.5460" O.A.L.
	QTY	ROCKER PARTS	YEARS	PART NO.	DESCRIPTION
	8	Arm Assy.	71-70	R-856 Std Only	VINTAGE; Incl. 2-arms & 1-pivot assy.
	8	Arm Assy., Bulk	71-70	R-856B Std Only	VINTAGE; Incl. 2-arms & 1-pivot assy.; Carton of 64
	8	Arm	71-70	R-856A Std Only	VINTAGE
	8	Bridge	71-70	MR-1840 Std Only	
	8	Pivot	71-70	MR-1903 Std Only	
	QTY	VALVE	YEARS	PART NO.	DESCRIPTION
	8	Exhaust	71-70	V-1772 Std Only	Chrome plated stem; 1.6240" Head Dia., 0.3422" Stem Dia., 4.6950" O.A.L.
	QTY	VALVE GUIDE	YEARS	PART NO.	DESCRIPTION
	16	Guide	71-70	VG-5038 Std Only	0.3430" ID, 2.1200" O.A.L
	16	Guide, Bulk	71-70	VG-5038B Std Only	Carton of 50; 0.3430" ID, 2.1200" O.A.L
	QTY	VALVE SPRING	YEARS	PART NO.	DESCRIPTION
16	Spring	71-70	VS-1618R Std Only	Incl. damper; 1.9940" Free Height	
QTY	VALVE SEAL	YEARS	PART NO.	DESCRIPTION	
8	Valve Stem Seal	71-70	ST-2001 Std Only	Loc. Exh.; Positive type; Installation requires valve guide machining; (RBBTF) Rubber/PTFE	
8	Valve Stem Seal	71-70	MV-1903 Std Only	Loc. Exh.; Use w/repair guide; Positive type; (RBB) Rubber	
8	Valve Stem Seal	71-70	ST-2001 Std Only	Loc. Int.; Positive type; Installation requires valve guide machining; (RBBTF) Rubber/PTFE	
8	Valve Stem Seal	71-70	MV-1819C Std Only	Loc. Int.; Umbrella type; (NYL) Nylon	
8	Valve Stem Seal	71-70	MV-1903 Std Only	Loc. Int.; Use w/repair guide; Positive type; (RBB) Rubber	
8	Valve Stem Seal Bulk	71-70	ST-2001BC Std Only	Loc. Exh.; Positive type; Installation requires valve guide machining; Carton of 100; (RBBTF) Rubber/PTFE	
8	Valve Stem Seal Bulk	71-70	ST-2001BC Std Only	Loc. Int.; Positive type; Installation requires valve guide machining; Carton of 100; (RBBTF) Rubber/PTFE	
8	Valve Stem Seal Bulk	71-70	MV-1819 Std Only	Loc. Int.; Umbrella type; Carton of 50; (NYL) Nylon	
QTY	VALVE SEAT	YEARS	PART NO.	DESCRIPTION	
8	Seat	71-70	245-2125-2 Std Only	Loc. Int.; Use w/V-1775 & V-2304; 2.1305" OD, 1.8750" ID, 0.2480" Depth	
8	Seat	71-70	245-2250-1 Std Only	Loc. Int.; Use w/V-1776; Machine ID to fit; 2.2555" OD, 1.9375" ID, 0.1855" Depth	
QTY	VALVE, MISC	YEARS	PART NO.	DESCRIPTION	
32	Keeper	71-70	VK-115A Std Only	1 groove; Square cut key groove; Carton pack 24	
32	Keeper	71-70	VK-115 Std Only	1 groove; Square cut key groove; Carton pack 32	
32	Keeper	71-70	VK-115R Std Only	1 groove; Square cut key groove; Hardened	
32	Keeper, Bulk	71-70	VK-115B Std Only	1 groove; Square cut key groove; Carton of 1000	
16	Spring Insert	71-70	259-303C Std Only	.015"; ID .703"; Carton of 100	
16	Spring Insert	71-70	259-303B Std Only	.030"; ID .703"; Carton of 100	

(continued on next page)

GM Car (Incl. Buick, Cad., Chev., Olds., Pontiac)

455 7.5L (7457cc) OHV V8 (16 Valve) (Oldsmobile), 4.125" Bore (GMC Eng.), 4 Bbl. "Eng. Code TS" 728
1971-1970 (cont.)

QTY	VALVE, MISC (cont.)	YEARS	PART NO.	DESCRIPTION
16	Spring Insert	71-70	259-303A Std Only	.060"; ID .703"; Carton of 100
16	Spring Insert	71-70	259-303ARS Std Only	.060"; ID .703"; Carton of 500
QTY	PISTON	YEARS	PART NO.	DESCRIPTION
8	Cast Piston	71-70	369P Std-20-30-40-60	VINTAGE; High comp.; Cast; .9806" Pin Dia.; 2 Rings 5/64 Groove, 1 Ring 3/16 Groove, 1.725 CD, Recessed Head .120 deep x 2.940 dia. - 9.75:1 C.R.
8	Cast Piston - Individual	71-70	W369P Std-20-30-40-60	VINTAGE; High comp.; Cast; .9806" Pin Dia.; 2 Rings 5/64 Groove, 1 Ring 3/16 Groove, 1.725 CD, Recessed Head .120 deep x 2.940 dia. - 9.75:1 C.R.
8	POWERFORGED	70	L-2323F Std-30-40-60	High comp.; Powerforged; 0.9805" Pin Dia.; 2 Rings 5/64 Groove, 1 Ring 3/16 Groove, 1.735 CD, .142 dish; DUROSHIELD® skirt coated piston
8	POWERFORGED Piston-Individual	71-70	WL-2390F 30 30	For use w/91 & lower octane pump fuels; Powerforged; 0.9805" Pin Dia.; 2 Rings 5/64 Groove, 1 Ring 3/16 Groove, 1.735 CD, Recessed Head .306 deep x 3.500 dia. DUROSHIELD® skirt coated piston.
8	POWERFORGED Piston-Individual	70	WL-2323F Std-30-40-60	High comp.; Powerforged; 0.9805" Pin Dia.; 2 Rings 5/64 Groove, 1 Ring 3/16 Groove, 1.735 CD, .142 dish; DUROSHIELD® skirt coated piston
QTY	RINGS	YEARS	PART NO.	DESCRIPTION
1	Premium Set	71-70	E-243K Std-20-30-40-60	VINTAGE; 2-5/64, 1-3/16; Premium Moly
1	Standard Set	71-70	E-243X Std-20-30-40-60	VINTAGE; 2-5/64, 1-3/16; Iron
QTY	ENGINE BEARINGS	YEARS	PART NO.	DESCRIPTION
1	Main Set	71-70	4294M Std-10-20-30	
1	Main Set	71-70	108M Std-10-20	Performance; Half grooved
1	Rod Set	71-70	8-3345P Std-10-20-30-40	
1	Rod Set	71-70	8-7040CH Std-10	Performance
8	Rod Pair	71-70	3345P Std-1-10-20-30-40	
1	Cam Set	71-70	1234M Std Only	VINTAGE; Babbitt material; Full round design
QTY	OIL PUMP	YEARS	PART NO.	DESCRIPTION
1	Oil Pump	71-70	224-41203	
1	Oil Pump	71-70	224-41203V	High Volume, check pan for clearance; Use w/224-11203V screen
1	Inter. Shaft	71-70	224-61203	
1	Screen Assy.	71-70	224-11203	5/8" inlet tube
1	Screen Assy.	71-70	224-11203V	Bolt-on 3/4" tube; Use w/224-41203V pump
QTY	GASKETS	YEARS	PART NO.	DESCRIPTION
1	Kit Gasket Set	71-70	260-1008	VINTAGE; Int. manifold gskt. not incl.; Premium valve stem seals incl.
1	Valley Pan Gasket Set	71-70	260-4021	VINTAGE
QTY	FREEZE PLUGS	YEARS	PART NO.	DESCRIPTION
1	Brass Block Plug Kit	71-70	381-8020	
1	Steel Block Plug Kit	71-70	381-4020	
1	Brass Deep Cup Freeze Plug	71-70	381-9002	1.500" Diameter, 0.375" Height
1	Steel Deep Cup Freeze Plug	71-70	381-3077	0.906" Diameter
1	Steel Deep Cup Freeze Plug	71-70	381-3133	1.500" Diameter, 0.375" Height
1	Steel Deep Cup Freeze Plug	71-70	381-3054	19/32" Diameter
1	Steel Deep Cup Freeze Plug	71-70	381-3131	2.094" Diameter

455 7.5L (7457cc) OHV V8 (16 Valve) (Oldsmobile), 4.125" Bore (GMC Eng.), 4 Bbl. "Eng. Code TT" 729
1971-1970

QTY	TIMING	YEARS	PART NO.	DESCRIPTION
1	3 Piece Set	71-70	KT3-494SA5	VINTAGE; (1) 222-494; (1) 223-360; (1) 223-361
1	Timing Chain	71-70	222-494	48 Links
QTY	CAMSHAFT/LIFTER	YEARS	PART NO.	DESCRIPTION
1	Performance Cam	71-70	CS-176R	Hi-Perf.; Pro-5000 Perf. Cam; 0.474" Exh. Valve Lift, 0.474" Int. Valve Lift, Hydraulic, (050) Duration at .050 Lobe Lift, 232 Exh., 232 Int., 113 Degrees Lobe Separation
1	Prelube		55-403 Std Only	1.5 oz. packet
1	Prelube		55-400 Std Only	4 oz. bottle; 1.5 oz. packet No. 55-403 also avail.
16	Lifter	71-70	HT-951 Std Only	Hyd.
16	Lifter, Bulk	71-70	HT-951B Std Only	Hyd.; Carton of 128
QTY	PUSH ROD	YEARS	PART NO.	DESCRIPTION
16	Push Rod	71-70	RP-3228R Std Only	Chrome-Moly; 9.5500" O.A.L.
16	Push Rod	71-70	RP-3197 Std Only	VINTAGE; 9.5460" O.A.L.
16	Push Rod, Bulk	71-70	BRP-3197 Std Only	VINTAGE; Carton of 100; 9.5460" O.A.L.
QTY	ROCKER PARTS	YEARS	PART NO.	DESCRIPTION
8	Arm Assy.	71-70	R-856 Std Only	VINTAGE; Incl. 2-arms & 1-pivot assy.
8	Arm Assy., Bulk	71-70	R-856B Std Only	VINTAGE; Incl. 2-arms & 1-pivot assy.; Carton of 64

(continued on next page)

GM Car (Incl. Buick, Cad., Chev., Olds., Pontiac)

**729 455 7.5L (7457cc) OHV V8 (16 Valve) (Oldsmobile), 4.125" Bore (GMC Eng.), 4 Bbl. "Eng. Code TT"
(cont.) 1971-1970**

QTY	ROCKER PARTS (cont.)	YEARS	PART NO.	DESCRIPTION
8	Arm	71-70	R-856A Std Only	VINTAGE
8	Bridge	71-70	MR-1840 Std Only	
8	Pivot	71-70	MR-1903 Std Only	
QTY	VALVE	YEARS	PART NO.	DESCRIPTION
8	Exhaust	71-70	V-1772 Std Only	Chrome plated stem; 1.6240" Head Dia., 0.3422" Stem Dia., 4.6950" O.A.L.
QTY	VALVE GUIDE	YEARS	PART NO.	DESCRIPTION
16	Guide	71-70	VG-5038 Std Only	0.3430" ID, 2.1200" O.A.L
16	Guide, Bulk	71-70	VG-5038B Std Only	Carton of 50; 0.3430" ID, 2.1200" O.A.L
QTY	VALVE SPRING	YEARS	PART NO.	DESCRIPTION
16	Spring	71-70	VS-1618R Std Only	Incl. damper; 1.9940" Free Height
QTY	VALVE SEAL	YEARS	PART NO.	DESCRIPTION
8	Valve Stem Seal	71-70	ST-2001 Std Only	Loc. Exh.; Positive type; Installation requires valve guide machining; (RBBTF) Rubber/PTFE
8	Valve Stem Seal	71-70	MV-1903 Std Only	Loc. Exh.; Use w/repair guide; Positive type; (RBB) Rubber
8	Valve Stem Seal	71-70	ST-2001 Std Only	Loc. Int.; Positive type; Installation requires valve guide machining; (RBBTF) Rubber/PTFE
8	Valve Stem Seal	71-70	MV-1819C Std Only	Loc. Int.; Umbrella type; (NYL) Nylon
8	Valve Stem Seal	71-70	MV-1903 Std Only	Loc. Int.; Use w/repair guide; Positive type; (RBB) Rubber
8	Valve Stem Seal Bulk	71-70	ST-2001BC Std Only	Loc. Exh.; Positive type; Installation requires valve guide machining; Carton of 100; (RBBTF) Rubber/PTFE
8	Valve Stem Seal Bulk	71-70	ST-2001BC Std Only	Loc. Int.; Positive type; Installation requires valve guide machining; Carton of 100; (RBBTF) Rubber/PTFE
8	Valve Stem Seal Bulk	71-70	MV-1819 Std Only	Loc. Int.; Umbrella type; Carton of 50; (NYL) Nylon
QTY	VALVE SEAT	YEARS	PART NO.	DESCRIPTION
8	Seat	71-70	245-2125-2 Std Only	Loc. Int.; Use w/V-1775 & V-2304; 2.1305" OD, 1.8750" ID, 0.2480" Depth
8	Seat	71-70	245-2250-1 Std Only	Loc. Int.; Use w/V-1776; Machine ID to fit; 2.2555" OD, 1.9375" ID, 0.1855" Depth
QTY	VALVE, MISC	YEARS	PART NO.	DESCRIPTION
32	Keeper	71-70	VK-115A Std Only	1 groove; Square cut key groove; Carton pack 24
32	Keeper	71-70	VK-115 Std Only	1 groove; Square cut key groove; Carton pack 32
32	Keeper	71-70	VK-115R Std Only	1 groove; Square cut key groove; Hardened
32	Keeper, Bulk	71-70	VK-115B Std Only	1 groove; Square cut key groove; Carton of 1000
16	Spring Insert	71-70	259-303C Std Only	.015"; ID .703"; Carton of 100
16	Spring Insert	71-70	259-303B Std Only	.030"; ID .703"; Carton of 100
16	Spring Insert	71-70	259-303A Std Only	.060"; ID .703"; Carton of 100
16	Spring Insert	71-70	259-303ARS Std Only	.060"; ID .703"; Carton of 500
QTY	PISTON	YEARS	PART NO.	DESCRIPTION
8	Cast Piston	71-70	369P Std-20-30-40-60	VINTAGE; High comp.; Cast; .9806" Pin Dia.; 2 Rings 5/64 Groove, 1 Ring 3/16 Groove, 1.725 CD, Recessed Head .120 deep x 2.940 dia. - 9.75:1 C.R.
8	Cast Piston - Individual	71-70	W369P Std-20-30-40-60	VINTAGE; High comp.; Cast; .9806" Pin Dia.; 2 Rings 5/64 Groove, 1 Ring 3/16 Groove, 1.725 CD, Recessed Head .120 deep x 2.940 dia. - 9.75:1 C.R.
8	POWERFORGED	70	L-2323F Std-30-40-60	High comp.; Powerforged; 0.9805" Pin Dia.; 2 Rings 5/64 Groove, 1 Ring 3/16 Groove, 1.735 CD, .142 dish; DUROSHIELD® skirt coated piston
8	POWERFORGED Piston-Individual	71-70	WL-2390F 30 30	For use w/91 & lower octane pump fuels; Powerforged; 0.9805" Pin Dia.; 2 Rings 5/64 Groove, 1 Ring 3/16 Groove, 1.735 CD, Recessed Head .306 deep x 3.500 dia. DUROSHIELD® skirt coated piston.
8	POWERFORGED Piston-Individual	70	WL-2323F Std-30-40-60	High comp.; Powerforged; 0.9805" Pin Dia.; 2 Rings 5/64 Groove, 1 Ring 3/16 Groove, 1.735 CD, .142 dish; DUROSHIELD® skirt coated piston
QTY	RINGS	YEARS	PART NO.	DESCRIPTION
1	Premium Set	71-70	E-243K Std-20-30-40-60	VINTAGE; 2-5/64, 1-3/16; Premium Moly
1	Standard Set	71-70	E-243X Std-20-30-40-60	VINTAGE; 2-5/64, 1-3/16; Iron
QTY	ENGINE BEARINGS	YEARS	PART NO.	DESCRIPTION
1	Main Set	71-70	4294M Std-10-20-30	
1	Main Set	71-70	108M Std-10-20	Performance; Half grooved
1	Rod Set	71-70	8-3345P Std-10-20-30-40	
1	Rod Set	71-70	8-7040CH Std-10	Performance
8	Rod Pair	71-70	3345P Std-1-10-20-30-40	
1	Cam Set	71-70	1234M Std Only	VINTAGE; Babbitt material; Full round design
QTY	OIL PUMP	YEARS	PART NO.	DESCRIPTION
1	Oil Pump	71-70	224-41203	
1	Oil Pump	71-70	224-41203V	High Volume, check pan for clearance; Use w/224-11203V screen

VALVE TRAIN

VALVE TRAIN

BLOCK

BLOCK

(continued on next page)

GM Car (Incl. Buick, Cad., Chev., Olds., Pontiac)

455 7.5L (7457cc) OHV V8 (16 Valve) (Oldsmobile), 4.125" Bore (GMC Eng.), 4 Bbl. "Eng. Code TT" 729
1971-1970 (cont.)

	QTY	OIL PUMP (cont.)	YEARS	PART NO.	DESCRIPTION	
BLOCK	1	Inter. Shaft	71-70	224-61203		
	1	Screen Assy.	71-70	224-11203	5/8" inlet tube	
	1	Screen Assy.	71-70	224-11203V	Bolt-on 3/4" tube; Use w/224-41203V pump	
	GASKETS					
	1	Kit Gasket Set	71-70	260-1008	VINTAGE; Int. manifold gskt. not incl.; Premium valve stem seals incl.	
	1	Valley Pan Gasket Set	71-70	260-4021	VINTAGE	
	FREEZE PLUGS					
	1	Brass Block Plug Kit	71-70	381-8020		
	1	Steel Block Plug Kit	71-70	381-4020		
	1	Brass Deep Cup Freeze Plug	71-70	381-9002	1.500" Diameter, 0.375" Height	
1	Steel Deep Cup Freeze Plug	71-70	381-3077	0.906" Diameter		
1	Steel Deep Cup Freeze Plug	71-70	381-3133	1.500" Diameter, 0.375" Height		
1	Steel Deep Cup Freeze Plug	71-70	381-3054	19/32" Diameter		
1	Steel Deep Cup Freeze Plug	71-70	381-3131	2.094" Diameter		

455 7.5L (7457cc) OHV V8 (16 Valve) (Oldsmobile), 4.125" Bore (GMC Eng.), 4 Bbl. "Eng. Code TU" 730
1971-1970

	QTY	TIMING	YEARS	PART NO.	DESCRIPTION	
VALVE TRAIN	1	3 Piece Set	71-70	KT3-494SA5	VINTAGE; (1) 222-494; (1) 223-360; (1) 223-361	
	1	Timing Chain	71-70	222-494	48 Links	
	CAMSHAFT/LIFTER					
	1	Performance Cam	71-70	CS-176R	Hi-Perf.; Pro-5000 Perf. Cam; 0.474" Exh. Valve Lift, 0.474" Int. Valve Lift, Hydraulic, (050) Duration at .050 Lobe Lift, 232 Exh., 232 Int., 113 Degrees Lobe Separation	
	1	Prelube		55-403 Std Only	1.5 oz. packet	
	1	Prelube		55-400 Std Only	4 oz. bottle; 1.5 oz. packet No. 55-403 also avail.	
	16	Lifter	71-70	HT-951 Std Only	Hyd.	
	16	Lifter, Bulk	71-70	HT-951B Std Only	Hyd.; Carton of 128	
	PUSH ROD					
	16	Push Rod	71-70	RP-3228R Std Only	Chrome-Moly; 9.5500" O.A.L.	
	16	Push Rod	71-70	RP-3197 Std Only	VINTAGE; 9.5460" O.A.L.	
	16	Push Rod, Bulk	71-70	BRP-3197 Std Only	VINTAGE; Carton of 100; 9.5460" O.A.L.	
	ROCKER PARTS					
	8	Arm Assy.	71-70	R-856 Std Only	VINTAGE; Incl. 2-arms & 1-pivot assy.	
	8	Arm Assy., Bulk	71-70	R-856B Std Only	VINTAGE; Incl. 2-arms & 1-pivot assy.; Carton of 64	
	8	Arm	71-70	R-856A Std Only	VINTAGE	
	8	Bridge	71-70	MR-1840 Std Only		
	8	Pivot	71-70	MR-1903 Std Only		
	VALVE					
	8	Exhaust	71-70	V-1772 Std Only	Chrome plated stem; 1.6240" Head Dia., 0.3422" Stem Dia., 4.6950" O.A.L.	
VALVE GUIDE						
16	Guide	71-70	VG-5038 Std Only	0.3430" ID, 2.1200" O.A.L		
16	Guide, Bulk	71-70	VG-5038B Std Only	Carton of 50; 0.3430" ID, 2.1200" O.A.L		
VALVE SPRING						
16	Spring	71-70	VS-1618R Std Only	Incl. damper; 1.9940" Free Height		
VALVE SEAL						
8	Valve Stem Seal	71-70	ST-2001 Std Only	Loc. Exh.; Positive type; Installation requires valve guide machining; (RBBTF) Rubber/PTFE		
8	Valve Stem Seal	71-70	MV-1903 Std Only	Loc. Exh.; Use w/repair guide; Positive type; (RBB) Rubber		
8	Valve Stem Seal	71-70	ST-2001 Std Only	Loc. Int.; Positive type; Installation requires valve guide machining; (RBBTF) Rubber/PTFE		
8	Valve Stem Seal	71-70	MV-1819C Std Only	Loc. Int.; Umbrella type; (NYL) Nylon		
8	Valve Stem Seal	71-70	MV-1903 Std Only	Loc. Int.; Use w/repair guide; Positive type; (RBB) Rubber		
8	Valve Stem Seal Bulk	71-70	ST-2001BC Std Only	Loc. Exh.; Positive type; Installation requires valve guide machining; Carton of 100; (RBBTF) Rubber/PTFE		
8	Valve Stem Seal Bulk	71-70	ST-2001BC Std Only	Loc. Int.; Positive type; Installation requires valve guide machining; Carton of 100; (RBBTF) Rubber/PTFE		
8	Valve Stem Seal Bulk	71-70	MV-1819 Std Only	Loc. Int.; Umbrella type; Carton of 50; (NYL) Nylon		
VALVE SEAT						
8	Seat	71-70	245-2125-2 Std Only	Loc. Int.; Use w/V-1775 & V-2304; 2.1305" OD, 1.8750" ID, 0.2480" Depth		
8	Seat	71-70	245-2250-1 Std Only	Loc. Int.; Use w/V-1776; Machine ID to fit; 2.2555" OD, 1.9375" ID, 0.1855" Depth		
VALVE, MISC						
32	Keeper	71-70	VK-115A Std Only	1 groove; Square cut key groove; Carton pack 24		
32	Keeper	71-70	VK-115 Std Only	1 groove; Square cut key groove; Carton pack 32		

(continued on next page)

GM Car (Incl. Buick, Cad., Chev., Olds., Pontiac)

730 455 7.5L (7457cc) OHV V8 (16 Valve) (Oldsmobile), 4.125" Bore (GMC Eng.), 4 Bbl. "Eng. Code TU"
(cont.) 1971-1970

QTY	VALVE, MISC (cont.)	YEARS	PART NO.	DESCRIPTION
32	Keeper	71-70	VK-115R Std Only	1 groove; Square cut key groove; Hardened
32	Keeper, Bulk	71-70	VK-115B Std Only	1 groove; Square cut key groove; Carton of 1000
16	Spring Insert	71-70	259-303C Std Only	.015"; ID .703"; Carton of 100
16	Spring Insert	71-70	259-303B Std Only	.030"; ID .703"; Carton of 100
16	Spring Insert	71-70	259-303A Std Only	.060"; ID .703"; Carton of 100
16	Spring Insert	71-70	259-303ARS Std Only	.060"; ID .703"; Carton of 500
QTY	PISTON	YEARS	PART NO.	DESCRIPTION
8	Cast Piston	71-70	369P Std-20-30-40-60	VINTAGE; High comp.; Cast; .9806" Pin Dia.; 2 Rings 5/64 Groove, 1 Ring 3/16 Groove, 1.725 CD, Recessed Head .120 deep x 2.940 dia. - 9.75:1 C.R.
8	Cast Piston - Individual	71-70	W369P Std-20-30-40-60	VINTAGE; High comp.; Cast; .9806" Pin Dia.; 2 Rings 5/64 Groove, 1 Ring 3/16 Groove, 1.725 CD, Recessed Head .120 deep x 2.940 dia. - 9.75:1 C.R.
8	POWERFORGED	70	L-2323F Std-30-40-60	High comp.; Powerforged; 0.9805" Pin Dia.; 2 Rings 5/64 Groove, 1 Ring 3/16 Groove, 1.735 CD, .142 dish; DUROSHIELD® skirt coated piston
8	POWERFORGED Piston-Individual	71-70	WL-2390F 30 30	For use w/91 & lower octane pump fuels; Powerforged; 0.9805" Pin Dia.; 2 Rings 5/64 Groove, 1 Ring 3/16 Groove, 1.735 CD, Recessed Head .306 deep x 3.500 dia. DUROSHIELD® skirt coated piston.
8	POWERFORGED Piston-Individual	70	WL-2323F Std-30-40-60	High comp.; Powerforged; 0.9805" Pin Dia.; 2 Rings 5/64 Groove, 1 Ring 3/16 Groove, 1.735 CD, .142 dish; DUROSHIELD® skirt coated piston
QTY	RINGS	YEARS	PART NO.	DESCRIPTION
1	Premium Set	71-70	E-243K Std-20-30-40-60	VINTAGE; 2-5/64, 1-3/16; Premium Moly
1	Standard Set	71-70	E-243X Std-20-30-40-60	VINTAGE; 2-5/64, 1-3/16; Iron
QTY	ENGINE BEARINGS	YEARS	PART NO.	DESCRIPTION
1	Main Set	71-70	4294M Std-10-20-30	
1	Main Set	71-70	108M Std-10-20	Performance; Half grooved
1	Rod Set	71-70	8-3345P Std-10-20-30-40	
1	Rod Set	71-70	8-7040CH Std-10	Performance
8	Rod Pair	71-70	3345P Std-1-10-20-30-40	
1	Cam Set	71-70	1234M Std Only	VINTAGE; Babbitt material; Full round design
QTY	OIL PUMP	YEARS	PART NO.	DESCRIPTION
1	Oil Pump	71-70	224-41203	
1	Oil Pump	71-70	224-41203V	High Volume, check pan for clearance; Use w/224-11203V screen
1	Inter. Shaft	71-70	224-61203	
1	Screen Assy.	71-70	224-11203	5/8" inlet tube
1	Screen Assy.	71-70	224-11203V	Bolt-on 3/4" tube; Use w/224-41203V pump
QTY	GASKETS	YEARS	PART NO.	DESCRIPTION
1	Kit Gasket Set	71-70	260-1008	VINTAGE; Int. manifold gskt. not incl.; Premium valve stem seals incl.
1	Valley Pan Gasket Set	71-70	260-4021	VINTAGE
QTY	FREEZE PLUGS	YEARS	PART NO.	DESCRIPTION
1	Brass Block Plug Kit	71-70	381-8020	
1	Steel Block Plug Kit	71-70	381-4020	
1	Brass Deep Cup Freeze Plug	71-70	381-9002	1.500" Diameter, 0.375" Height
1	Steel Deep Cup Freeze Plug	71-70	381-3077	0.906" Diameter
1	Steel Deep Cup Freeze Plug	71-70	381-3133	1.500" Diameter, 0.375" Height
1	Steel Deep Cup Freeze Plug	71-70	381-3054	19/32" Diameter
1	Steel Deep Cup Freeze Plug	71-70	381-3131	2.094" Diameter

731 455 7.5L (7457cc) OHV V8 (16 Valve) (Oldsmobile), 4.125" Bore (GMC Eng.), 4 Bbl. "Eng. Code TV"
1971-1970

QTY	TIMING	YEARS	PART NO.	DESCRIPTION
1	3 Piece Set	71-70	KT3-494SA5	VINTAGE; (1) 222-494; (1) 223-360; (1) 223-361
1	Timing Chain	71-70	222-494	48 Links
QTY	CAMSHAFT/LIFTER	YEARS	PART NO.	DESCRIPTION
1	Performance Cam	71-70	CS-176R	Hi-Perf.; Pro-5000 Perf. Cam; 0.474" Exh. Valve Lift, 0.474" Int. Valve Lift, Hydraulic, (050) Duration at .050 Lobe Lift, 232 Exh., 232 Int., 113 Degrees Lobe Separation
1	Prelube		55-403 Std Only	1.5 oz. packet
1	Prelube		55-400 Std Only	4 oz. bottle; 1.5 oz. packet No. 55-403 also avail.
16	Lifter	71-70	HT-951 Std Only	Hyd.
16	Lifter, Bulk	71-70	HT-951B Std Only	Hyd.; Carton of 128
QTY	PUSH ROD	YEARS	PART NO.	DESCRIPTION
16	Push Rod	71-70	RP-3228R Std Only	Chrome-Moly; 9.5500" O.A.L.
16	Push Rod	71-70	RP-3197 Std Only	VINTAGE; 9.5460" O.A.L.

(continued on next page)

GM Car (Incl. Buick, Cad., Chev., Olds., Pontiac)

**455 7.5L (7457cc) OHV V8 (16 Valve) (Oldsmobile), 4.125" Bore (GMC Eng.), 4 Bbl. "Eng. Code TV" 731
1971-1970 (cont.)**

QTY	PART NO. (cont.)	YEARS	PART NO.	DESCRIPTION
16	PUSH ROD (cont.) Push Rod, Bulk	71-70	BRP-3197 Std Only	VINTAGE; Carton of 100; 9.5460" O.A.L.
QTY	ROCKER PARTS	YEARS	PART NO.	DESCRIPTION
8	Arm Assy.	71-70	R-856 Std Only	VINTAGE; Incl. 2-arms & 1-pivot assy.
8	Arm Assy., Bulk	71-70	R-856B Std Only	VINTAGE; Incl. 2-arms & 1-pivot assy.; Carton of 64
8	Arm	71-70	R-856A Std Only	VINTAGE
8	Bridge	71-70	MR-1840 Std Only	
8	Pivot	71-70	MR-1903 Std Only	
QTY	VALVE	YEARS	PART NO.	DESCRIPTION
8	Exhaust	71-70	V-1772 Std Only	Chrome plated stem; 1.6240" Head Dia., 0.3422" Stem Dia., 4.6950" O.A.L.
QTY	VALVE GUIDE	YEARS	PART NO.	DESCRIPTION
16	Guide	71-70	VG-5038 Std Only	0.3430" ID, 2.1200" O.A.L
16	Guide, Bulk	71-70	VG-5038B Std Only	Carton of 50; 0.3430" ID, 2.1200" O.A.L
QTY	VALVE SPRING	YEARS	PART NO.	DESCRIPTION
16	Spring	71-70	VS-1618R Std Only	Incl. damper; 1.9940" Free Height
QTY	VALVE SEAL	YEARS	PART NO.	DESCRIPTION
8	Valve Stem Seal	71-70	ST-2001 Std Only	Loc. Exh.; Positive type; Installation requires valve guide machining; (RBBTF) Rubber/PTFE
8	Valve Stem Seal	71-70	MV-1903 Std Only	Loc. Exh.; Use w/repair guide; Positive type; (RBB) Rubber
8	Valve Stem Seal	71-70	ST-2001 Std Only	Loc. Int.; Positive type; Installation requires valve guide machining; (RBBTF) Rubber/PTFE
8	Valve Stem Seal	71-70	MV-1819C Std Only	Loc. Int.; Umbrella type; (NYL) Nylon
8	Valve Stem Seal	71-70	MV-1903 Std Only	Loc. Int.; Use w/repair guide; Positive type; (RBB) Rubber
8	Valve Stem Seal Bulk	71-70	ST-2001BC Std Only	Loc. Exh.; Positive type; Installation requires valve guide machining; Carton of 100; (RBBTF) Rubber/PTFE
8	Valve Stem Seal Bulk	71-70	ST-2001BC Std Only	Loc. Int.; Positive type; Installation requires valve guide machining; Carton of 100; (RBBTF) Rubber/PTFE
8	Valve Stem Seal Bulk	71-70	MV-1819 Std Only	Loc. Int.; Umbrella type; Carton of 50; (NYL) Nylon
QTY	VALVE SEAT	YEARS	PART NO.	DESCRIPTION
8	Seat	71-70	245-2125-2 Std Only	Loc. Int.; Use w/V-1775 & V-2304; 2.1305" OD, 1.8750" ID, 0.2480" Depth
8	Seat	71-70	245-2250-1 Std Only	Loc. Int.; Use w/V-1776; Machine ID to fit; 2.2555" OD, 1.9375" ID, 0.1855" Depth
QTY	VALVE, MISC	YEARS	PART NO.	DESCRIPTION
32	Keeper	71-70	VK-115A Std Only	1 groove; Square cut key groove; Carton pack 24
32	Keeper	71-70	VK-115 Std Only	1 groove; Square cut key groove; Carton pack 32
32	Keeper	71-70	VK-115R Std Only	1 groove; Square cut key groove; Hardened
32	Keeper, Bulk	71-70	VK-115B Std Only	1 groove; Square cut key groove; Carton of 1000
16	Spring Insert	71-70	259-303C Std Only	.015"; ID .703"; Carton of 100
16	Spring Insert	71-70	259-303B Std Only	.030"; ID .703"; Carton of 100
16	Spring Insert	71-70	259-303A Std Only	.060"; ID .703"; Carton of 100
16	Spring Insert	71-70	259-303ARS Std Only	.060"; ID .703"; Carton of 500
QTY	PISTON	YEARS	PART NO.	DESCRIPTION
8	Cast Piston	71-70	369P Std-20-30-40-60	VINTAGE; High comp.; Cast; .9806" Pin Dia.; 2 Rings 5/64 Groove, 1 Ring 3/16 Groove, 1.725 CD, Recessed Head .120 deep x 2.940 dia. - 9.75:1 C.R.
8	Cast Piston - Individual	71-70	W369P Std-20-30-40-60	VINTAGE; High comp.; Cast; .9806" Pin Dia.; 2 Rings 5/64 Groove, 1 Ring 3/16 Groove, 1.725 CD, Recessed Head .120 deep x 2.940 dia. - 9.75:1 C.R.
8	POWERFORGED	70	L-2323F Std-30-40-60	High comp.; Powerforged; 0.9805" Pin Dia.; 2 Rings 5/64 Groove, 1 Ring 3/16 Groove, 1.735 CD, .142 dish; DUROSHIELD® skirt coated piston
8	POWERFORGED Piston-Individual	71-70	WL-2390F 30 30	For use w/91 & lower octane pump fuels; Powerforged; 0.9805" Pin Dia.; 2 Rings 5/64 Groove, 1 Ring 3/16 Groove, 1.735 CD, Recessed Head .306 deep x 3.500 dia. DUROSHIELD® skirt coated piston.
8	POWERFORGED Piston-Individual	70	WL-2323F Std-30-40-60	High comp.; Powerforged; 0.9805" Pin Dia.; 2 Rings 5/64 Groove, 1 Ring 3/16 Groove, 1.735 CD, .142 dish; DUROSHIELD® skirt coated piston
QTY	RINGS	YEARS	PART NO.	DESCRIPTION
1	Premium Set	71-70	E-243K Std-20-30-40-60	VINTAGE; 2-5/64, 1-3/16; Premium Moly
1	Standard Set	71-70	E-243X Std-20-30-40-60	VINTAGE; 2-5/64, 1-3/16; Iron
QTY	ENGINE BEARINGS	YEARS	PART NO.	DESCRIPTION
1	Main Set	71-70	4294M Std-10-20-30	
1	Main Set	71-70	108M Std-10-20	Performance; Half grooved
1	Rod Set	71-70	8-3345P Std-10-20-30-40	
1	Rod Set	71-70	8-7040CH Std-10	Performance
8	Rod Pair	71-70	3345P Std-1-10-20-30-40	
1	Cam Set	71-70	1234M Std Only	VINTAGE; Babbitt material; Full round design

(continued on next page)

GM Car (Incl. Buick, Cad., Chev., Olds., Pontiac)

731 455 7.5L (7457cc) OHV V8 (16 Valve) (Oldsmobile), 4.125" Bore (GMC Eng.), 4 Bbl. "Eng. Code TV"
(cont.) 1971-1970

BLOCK	QTY	OIL PUMP	YEARS	PART NO.	DESCRIPTION	BLOCK
	1	Oil Pump	71-70	224-41203		
	1	Oil Pump	71-70	224-41203V	High Volume, check pan for clearance; Use w/224-11203V screen	
	1	Inter. Shaft	71-70	224-61203		
	1	Screen Assy.	71-70	224-11203	5/8" inlet tube	
	1	Screen Assy.	71-70	224-11203V	Bolt-on 3/4" tube; Use w/224-41203V pump	
BLOCK	QTY	GASKETS	YEARS	PART NO.	DESCRIPTION	BLOCK
	1	Kit Gasket Set	71-70	260-1008	VINTAGE; Int. manifold gskt. not incl.; Premium valve stem seals incl.	
	1	Valley Pan Gasket Set	71-70	260-4021	VINTAGE	
BLOCK	QTY	FREEZE PLUGS	YEARS	PART NO.	DESCRIPTION	BLOCK
	1	Brass Block Plug Kit	71-70	381-8020		
	1	Steel Block Plug Kit	71-70	381-4020		
	1	Brass Deep Cup Freeze Plug	71-70	381-9002	1.500" Diameter, 0.375" Height	
	1	Steel Deep Cup Freeze Plug	71-70	381-3077	0.906" Diameter	
	1	Steel Deep Cup Freeze Plug	71-70	381-3133	1.500" Diameter, 0.375" Height	
	1	Steel Deep Cup Freeze Plug	71-70	381-3054	19/32" Diameter	
	1	Steel Deep Cup Freeze Plug	71-70	381-3131	2.094" Diameter	

732 455 7.5L (7457cc) OHV V8 (16 Valve) (Oldsmobile), 4.125" Bore (GMC Eng.), 4 Bbl. "Eng. Code TW"
1971-1970

VALVE TRAIN	QTY	TIMING	YEARS	PART NO.	DESCRIPTION	VALVE TRAIN
	1	3 Piece Set	71-70	KT3-494SA5	VINTAGE; (1) 222-494; (1) 223-360; (1) 223-361	
	1	Timing Chain	71-70	222-494	48 Links	
VALVE TRAIN	QTY	CAMSHAFT/LIFTER	YEARS	PART NO.	DESCRIPTION	VALVE TRAIN
	1	Performance Cam	71-70	CS-176R	Hi-Perf.; Pro-5000 Perf. Cam; 0.474" Exh. Valve Lift, 0.474" Int. Valve Lift, Hydraulic, (050) Duration at .050 Lobe Lift, 232 Exh., 232 Int., 113 Degrees Lobe Separation	
	1	Prelube		55-403 Std Only	1.5 oz. packet	
	1	Prelube		55-400 Std Only	4 oz. bottle; 1.5 oz. packet No. 55-403 also avail.	
	16	Lifter	71-70	HT-951 Std Only	Hyd.	
	16	Lifter, Bulk	71-70	HT-951B Std Only	Hyd.; Carton of 128	
VALVE TRAIN	QTY	PUSH ROD	YEARS	PART NO.	DESCRIPTION	VALVE TRAIN
	16	Push Rod	71-70	RP-3228R Std Only	Chrome-Moly; 9.5500" O.A.L.	
	16	Push Rod	71-70	RP-3197 Std Only	VINTAGE; 9.5460" O.A.L.	
	16	Push Rod, Bulk	71-70	BRP-3197 Std Only	VINTAGE; Carton of 100; 9.5460" O.A.L.	
VALVE TRAIN	QTY	ROCKER PARTS	YEARS	PART NO.	DESCRIPTION	VALVE TRAIN
	8	Arm Assy.	71-70	R-856 Std Only	VINTAGE; Incl. 2-arms & 1-pivot assy.	
	8	Arm Assy., Bulk	71-70	R-856B Std Only	VINTAGE; Incl. 2-arms & 1-pivot assy.; Carton of 64	
	8	Arm	71-70	R-856A Std Only	VINTAGE	
	8	Bridge	71-70	MR-1840 Std Only		
	8	Pivot	71-70	MR-1903 Std Only		
VALVE TRAIN	QTY	VALVE	YEARS	PART NO.	DESCRIPTION	VALVE TRAIN
	8	Exhaust	71-70	V-1772 Std Only	Chrome plated stem; 1.6240" Head Dia., 0.3422" Stem Dia., 4.6950" O.A.L.	
VALVE TRAIN	QTY	VALVE GUIDE	YEARS	PART NO.	DESCRIPTION	VALVE TRAIN
	16	Guide	71-70	VG-5038 Std Only	0.3430" ID, 2.1200" O.A.L	
	16	Guide, Bulk	71-70	VG-5038B Std Only	Carton of 50; 0.3430" ID, 2.1200" O.A.L	
VALVE TRAIN	QTY	VALVE SPRING	YEARS	PART NO.	DESCRIPTION	VALVE TRAIN
	16	Spring	71-70	VS-1618R Std Only	Incl. damper; 1.9940" Free Height	
VALVE TRAIN	QTY	VALVE SEAL	YEARS	PART NO.	DESCRIPTION	VALVE TRAIN
	8	Valve Stem Seal	71-70	ST-2001 Std Only	Loc. Exh.; Positive type; Installation requires valve guide machining; (RBBTF) Rubber/PTFE	
	8	Valve Stem Seal	71-70	MV-1903 Std Only	Loc. Exh.; Use w/repair guide; Positive type; (RBB) Rubber	
	8	Valve Stem Seal	71-70	ST-2001 Std Only	Loc. Int.; Positive type; Installation requires valve guide machining; (RBBTF) Rubber/PTFE	
	8	Valve Stem Seal	71-70	MV-1819C Std Only	Loc. Int.; Umbrella type; (NYL) Nylon	
	8	Valve Stem Seal	71-70	MV-1903 Std Only	Loc. Int.; Use w/repair guide; Positive type; (RBB) Rubber	
	8	Valve Stem Seal Bulk	71-70	ST-2001BC Std Only	Loc. Exh.; Positive type; Installation requires valve guide machining; Carton of 100; (RBBTF) Rubber/PTFE	
	8	Valve Stem Seal Bulk	71-70	ST-2001BC Std Only	Loc. Int.; Positive type; Installation requires valve guide machining; Carton of 100; (RBBTF) Rubber/PTFE	
	8	Valve Stem Seal Bulk	71-70	MV-1819 Std Only	Loc. Int.; Umbrella type; Carton of 50; (NYL) Nylon	
VALVE TRAIN	QTY	VALVE SEAT	YEARS	PART NO.	DESCRIPTION	VALVE TRAIN
	8	Seat	71-70	245-2125-2 Std Only	Loc. Int.; Use w/V-1775 & V-2304; 2.1305" OD, 1.8750" ID, 0.2480" Depth	
	8	Seat	71-70	245-2250-1 Std Only	Loc. Int.; Use w/V-1776; Machine ID to fit; 2.2555" OD, 1.9375" ID, 0.1855" Depth	

(continued on next page)

GM Car (Incl. Buick, Cad., Chev., Olds., Pontiac)

455 7.5L (7457cc) OHV V8 (16 Valve) (Oldsmobile), 4.125" Bore (GMC Eng.), 4 Bbl. "Eng. Code TW" 732
1971-1970 (cont.)

QTY	VALVE, MISC	YEARS	PART NO.	DESCRIPTION
32	Keeper	71-70	VK-115A Std Only	1 groove; Square cut key groove; Carton pack 24
32	Keeper	71-70	VK-115 Std Only	1 groove; Square cut key groove; Carton pack 32
32	Keeper	71-70	VK-115R Std Only	1 groove; Square cut key groove; Hardened
32	Keeper, Bulk	71-70	VK-115B Std Only	1 groove; Square cut key groove; Carton of 1000
16	Spring Insert	71-70	259-303C Std Only	.015"; ID .703"; Carton of 100
16	Spring Insert	71-70	259-303B Std Only	.030"; ID .703"; Carton of 100
16	Spring Insert	71-70	259-303A Std Only	.060"; ID .703"; Carton of 100
16	Spring Insert	71-70	259-303ARS Std Only	.060"; ID .703"; Carton of 500
QTY	PISTON	YEARS	PART NO.	DESCRIPTION
8	Cast Piston	71-70	369P Std-20-30-40-60	VINTAGE; High comp.; Cast; .9806" Pin Dia.; 2 Rings 5/64 Groove, 1 Ring 3/16 Groove, 1.725 CD, Recessed Head .120 deep x 2.940 dia. - 9.75:1 C.R.
8	Cast Piston - Individual	71-70	W369P Std-20-30-40-60	VINTAGE; High comp.; Cast; .9806" Pin Dia.; 2 Rings 5/64 Groove, 1 Ring 3/16 Groove, 1.725 CD, Recessed Head .120 deep x 2.940 dia. - 9.75:1 C.R.
8	POWERFORGED	70	L-2323F Std-30-40-60	High comp.; Powerforged; 0.9805" Pin Dia.; 2 Rings 5/64 Groove, 1 Ring 3/16 Groove, 1.735 CD, .142 dish; DUROSHIELD® skirt coated piston
8	POWERFORGED Piston-Individual	71-70	WL-2390F 30 30	For use w/91 & lower octane pump fuels; Powerforged; 0.9805" Pin Dia.; 2 Rings 5/64 Groove, 1 Ring 3/16 Groove, 1.735 CD, Recessed Head .306 deep x 3.500 dia. DUROSHIELD® skirt coated piston.
8	POWERFORGED Piston-Individual	70	WL-2323F Std-30-40-60	High comp.; Powerforged; 0.9805" Pin Dia.; 2 Rings 5/64 Groove, 1 Ring 3/16 Groove, 1.735 CD, .142 dish; DUROSHIELD® skirt coated piston
QTY	RINGS	YEARS	PART NO.	DESCRIPTION
1	Premium Set	71-70	E-243K Std-20-30-40-60	VINTAGE; 2-5/64, 1-3/16; Premium Moly
1	Standard Set	71-70	E-243X Std-20-30-40-60	VINTAGE; 2-5/64, 1-3/16; Iron
QTY	ENGINE BEARINGS	YEARS	PART NO.	DESCRIPTION
1	Main Set	71-70	4294M Std-10-20-30	
1	Main Set	71-70	108M Std-10-20	Performance; Half grooved
1	Rod Set	71-70	8-3345P Std-10-20-30-40	
1	Rod Set	71-70	8-7040CH Std-10	Performance
8	Rod Pair	71-70	3345P Std-1-10-20-30-40	
1	Cam Set	71-70	1234M Std Only	VINTAGE; Babbitt material; Full round design
QTY	OIL PUMP	YEARS	PART NO.	DESCRIPTION
1	Oil Pump	71-70	224-41203	
1	Oil Pump	71-70	224-41203V	High Volume, check pan for clearance; Use w/224-11203V screen
1	Inter. Shaft	71-70	224-61203	
1	Screen Assy.	71-70	224-11203	5/8" inlet tube
1	Screen Assy.	71-70	224-11203V	Bolt-on 3/4" tube; Use w/224-41203V pump
QTY	GASKETS	YEARS	PART NO.	DESCRIPTION
1	Kit Gasket Set	71-70	260-1008	VINTAGE; Int. manifold gskt. not incl.; Premium valve stem seals incl.
1	Valley Pan Gasket Set	71-70	260-4021	VINTAGE
QTY	FREEZE PLUGS	YEARS	PART NO.	DESCRIPTION
1	Brass Block Plug Kit	71-70	381-8020	
1	Steel Block Plug Kit	71-70	381-4020	
1	Brass Deep Cup Freeze Plug	71-70	381-9002	1.500" Diameter, 0.375" Height
1	Steel Deep Cup Freeze Plug	71-70	381-3077	0.906" Diameter
1	Steel Deep Cup Freeze Plug	71-70	381-3133	1.500" Diameter, 0.375" Height
1	Steel Deep Cup Freeze Plug	71-70	381-3054	19/32" Diameter
1	Steel Deep Cup Freeze Plug	71-70	381-3131	2.094" Diameter

455 7.5L (7457cc) OHV V8 (16 Valve) (Oldsmobile), 4.125" Bore (GMC Eng.), 2 Bbl. "Eng. Code TX" 733
1971-1970

QTY	TIMING	YEARS	PART NO.	DESCRIPTION
1	3 Piece Set	71-70	KT3-494SA5	VINTAGE; (1) 222-494; (1) 223-360; (1) 223-361
1	Timing Chain	71-70	222-494	48 Links
QTY	CAMSHAFT/LIFTER	YEARS	PART NO.	DESCRIPTION
1	Camshaft	71-70	CS-651	Exc. Hi-Perf.; Hydraulic, (050) Duration at .050 Lobe Lift, 207 Exh., 194 Int., 109 Degrees Lobe Separation
1	Prelube		55-403 Std Only	1.5 oz. packet
1	Prelube		55-400 Std Only	4 oz. bottle; 1.5 oz. packet No. 55-403 also avail.
16	Lifter	71-70	HT-951 Std Only	Hyd.
16	Lifter, Bulk	71-70	HT-951B Std Only	Hyd.; Carton of 128
QTY	PUSH ROD	YEARS	PART NO.	DESCRIPTION
16	Push Rod	71-70	RP-3228R Std Only	Chrome-Moly; 9.5500" O.A.L.

(continued on next page)

GM Car (Incl. Buick, Cad., Chev., Olds., Pontiac)

733 455 7.5L (7457cc) OHV V8 (16 Valve) (Oldsmobile), 4.125" Bore (GMC Eng.), 2 Bbl. "Eng. Code TX"
 (cont.) 1971-1970

QTY	PUSH ROD (cont.)	YEARS	PART NO.	DESCRIPTION
16	Push Rod	71-70	RP-3197 Std Only	VINTAGE; 9.5460" O.A.L.
16	Push Rod, Bulk	71-70	BRP-3197 Std Only	VINTAGE; Carton of 100; 9.5460" O.A.L.
QTY	ROCKER PARTS	YEARS	PART NO.	DESCRIPTION
8	Arm Assy.	71-70	R-856 Std Only	VINTAGE; Incl. 2-arms & 1-pivot assy.
8	Arm Assy., Bulk	71-70	R-856B Std Only	VINTAGE; Incl. 2-arms & 1-pivot assy.; Carton of 64
8	Arm	71-70	R-856A Std Only	VINTAGE
8	Bridge	71-70	MR-1840 Std Only	
8	Pivot	71-70	MR-1903 Std Only	
QTY	VALVE	YEARS	PART NO.	DESCRIPTION
8	Exhaust	71-70	V-1772 Std Only	Chrome plated stem; 1.6240" Head Dia., 0.3422" Stem Dia., 4.6950" O.A.L.
8	Intake	71-70	V-1775 Std Only	VINTAGE; Exc. Hi-Perf.; 1.9920" Head Dia., 0.3430" Stem Dia., 4.7090" O.A.L.
8	Intake	71-70	V-2304 Std Only	VINTAGE; Exc. Hi-Perf.; Stock replacement; 1.9950" Head Dia., 0.3430" Stem Dia., 4.6670" O.A.L.
QTY	VALVE GUIDE	YEARS	PART NO.	DESCRIPTION
16	Guide	71-70	VG-5038 Std Only	0.3430" ID, 2.1200" O.A.L
16	Guide, Bulk	71-70	VG-5038B Std Only	Carton of 50; 0.3430" ID, 2.1200" O.A.L
QTY	VALVE SPRING	YEARS	PART NO.	DESCRIPTION
16	Spring	71-70	VS-1618R Std Only	Incl. damper; 1.9940" Free Height
QTY	VALVE SEAL	YEARS	PART NO.	DESCRIPTION
8	Valve Stem Seal	71-70	ST-2001 Std Only	Loc. Exh.; Positive type; Installation requires valve guide machining; (RBBTF) Rubber/PTFE
8	Valve Stem Seal	71-70	MV-1903 Std Only	Loc. Exh.; Use w/repair guide; Positive type; (RBB) Rubber
8	Valve Stem Seal	71-70	ST-2001 Std Only	Loc. Int.; Positive type; Installation requires valve guide machining; (RBBTF) Rubber/PTFE
8	Valve Stem Seal	71-70	MV-1819C Std Only	Loc. Int.; Umbrella type; (NYL) Nylon
8	Valve Stem Seal	71-70	MV-1903 Std Only	Loc. Int.; Use w/repair guide; Positive type; (RBB) Rubber
8	Valve Stem Seal Bulk	71-70	ST-2001BC Std Only	Loc. Exh.; Positive type; Installation requires valve guide machining; Carton of 100; (RBBTF) Rubber/PTFE
8	Valve Stem Seal Bulk	71-70	ST-2001BC Std Only	Loc. Int.; Positive type; Installation requires valve guide machining; Carton of 100; (RBBTF) Rubber/PTFE
8	Valve Stem Seal Bulk	71-70	MV-1819 Std Only	Loc. Int.; Umbrella type; Carton of 50; (NYL) Nylon
QTY	VALVE SEAT	YEARS	PART NO.	DESCRIPTION
8	Seat	71-70	245-2125-2 Std Only	Loc. Int.; Use w/V-1775 & V-2304; 2.1305" OD, 1.8750" ID, 0.2480" Depth
8	Seat	71-70	245-2250-1 Std Only	Loc. Int.; Use w/V-1776; Machine ID to fit; 2.2555" OD, 1.9375" ID, 0.1855" Depth
QTY	VALVE, MISC	YEARS	PART NO.	DESCRIPTION
32	Keeper	71-70	VK-115A Std Only	1 groove; Square cut key groove; Carton pack 24
32	Keeper	71-70	VK-115 Std Only	1 groove; Square cut key groove; Carton pack 32
32	Keeper	71-70	VK-115R Std Only	1 groove; Square cut key groove; Hardened
32	Keeper, Bulk	71-70	VK-115B Std Only	1 groove; Square cut key groove; Carton of 1000
16	Spring Insert	71-70	259-303C Std Only	.015"; ID .703"; Carton of 100
16	Spring Insert	71-70	259-303B Std Only	.030"; ID .703"; Carton of 100
16	Spring Insert	71-70	259-303A Std Only	.060"; ID .703"; Carton of 100
16	Spring Insert	71-70	259-303ARS Std Only	.060"; ID .703"; Carton of 500
QTY	PISTON	YEARS	PART NO.	DESCRIPTION
8	Cast Piston	71-70	369P Std-20-30-40-60	VINTAGE; High comp.; Cast; .9806" Pin Dia.; 2 Rings 5/64 Groove, 1 Ring 3/16 Groove, 1.725 CD, Recessed Head .120 deep x 2.940 dia. - 9.75:1 C.R.
8	Cast Piston	71-70	344P 20 20-30-40-60	VINTAGE; Low comp.; Cast; .9806" Pin Dia.; 2 Rings 5/64 Groove, 1 Ring 3/16 Groove, 1.725 CD, Recessed Head .329 deep x 3.500 dia. - 8.4:1 C.R.
8	Cast Piston - Individual	71-70	W369P Std-20-30-40-60	VINTAGE; High comp.; Cast; .9806" Pin Dia.; 2 Rings 5/64 Groove, 1 Ring 3/16 Groove, 1.725 CD, Recessed Head .120 deep x 2.940 dia. - 9.75:1 C.R.
8	Cast Piston - Individual	71-70	W344P 20 20-30-40-60	VINTAGE; Low comp.; Cast; .9806" Pin Dia.; 2 Rings 5/64 Groove, 1 Ring 3/16 Groove, 1.725 CD, Recessed Head .329 deep x 3.500 dia. - 8.4:1 C.R.
8	POWERFORGED	70	L-2323F Std-30-40-60	High comp.; Powerforged; 0.9805" Pin Dia.; 2 Rings 5/64 Groove, 1 Ring 3/16 Groove, 1.735 CD, .142 dish; DUROSHIELD® skirt coated piston
8	POWERFORGED Piston-Individual	71-70	WL-2390F 30 30	For use w/91 & lower octane pump fuels; Powerforged; 0.9805" Pin Dia.; 2 Rings 5/64 Groove, 1 Ring 3/16 Groove, 1.735 CD, Recessed Head .306 deep x 3.500 dia. DUROSHIELD® skirt coated piston.
8	POWERFORGED Piston-Individual	70	WL-2323F Std-30-40-60	High comp.; Powerforged; 0.9805" Pin Dia.; 2 Rings 5/64 Groove, 1 Ring 3/16 Groove, 1.735 CD, .142 dish; DUROSHIELD® skirt coated piston

VALVE TRAIN

VALVE TRAIN

BLOCK

BLOCK

(continued on next page)

GM Car (Incl. Buick, Cad., Chev., Olds., Pontiac)

455 7.5L (7457cc) OHV V8 (16 Valve) (Oldsmobile), 4.125" Bore (GMC Eng.), 2 Bbl. "Eng. Code TX" 733
1971-1970 (cont.)

	QTY	RINGS	YEARS	PART NO.	DESCRIPTION	
BLOCK	1	Premium Set	71-70	E-243K Std-20-30-40-60	VINTAGE; 2-5/64, 1-3/16; Premium Moly	
	1	Standard Set	71-70	E-243X Std-20-30-40-60	VINTAGE; 2-5/64, 1-3/16; Iron	
	QTY ENGINE BEARINGS YEARS PART NO. DESCRIPTION					
	1	Main Set	71-70	4294M Std-10-20-30		
	1	Main Set	71-70	108M Std-10-20	Performance; Half grooved	
	1	Rod Set	71-70	8-3345P Std-10-20-30-40		
	1	Rod Set	71-70	8-7040CH Std-10	Performance	
	8	Rod Pair	71-70	3345P Std-1-10-20-30-40		
	1	Cam Set	71-70	1234M Std Only	VINTAGE; Babbitt material; Full round design	
	QTY OIL PUMP YEARS PART NO. DESCRIPTION					
1	Oil Pump	71-70	224-41203			
1	Oil Pump	71-70	224-41203V	High Volume, check pan for clearance; Use w/224-11203V screen		
1	Inter. Shaft	71-70	224-61203			
1	Screen Assy.	71-70	224-11203	5/8" inlet tube		
1	Screen Assy.	71-70	224-11203V	Bolt-on 3/4" tube; Use w/224-41203V pump		
QTY GASKETS YEARS PART NO. DESCRIPTION						
1	Kit Gasket Set	71-70	260-1008	VINTAGE; Int. manifold gskt. not incl.; Premium valve stem seals incl.		
1	Valley Pan Gasket Set	71-70	260-4021	VINTAGE		
QTY FREEZE PLUGS YEARS PART NO. DESCRIPTION						
1	Brass Block Plug Kit	71-70	381-8020			
1	Steel Block Plug Kit	71-70	381-4020			
1	Brass Deep Cup Freeze Plug	71-70	381-9002	1.500" Diameter, 0.375" Height		
1	Steel Deep Cup Freeze Plug	71-70	381-3077	0.906" Diameter		
1	Steel Deep Cup Freeze Plug	71-70	381-3133	1.500" Diameter, 0.375" Height		
1	Steel Deep Cup Freeze Plug	71-70	381-3054	19/32" Diameter		
1	Steel Deep Cup Freeze Plug	71-70	381-3131	2.094" Diameter		

455 7.5L (7457cc) OHV V8 (16 Valve) (Oldsmobile), 4.125" Bore (GMC Eng.), 2 Bbl. "Eng. Code TY" 734
1971-1970

	QTY	TIMING	YEARS	PART NO.	DESCRIPTION	
VALVE TRAIN	1	3 Piece Set	71-70	KT3-494SA5	VINTAGE; (1) 222-494; (1) 223-360; (1) 223-361	
	1	Timing Chain	71-70	222-494	48 Links	
	QTY CAMSHAFT/LIFTER YEARS PART NO. DESCRIPTION					
	1	Camshaft	71-70	CS-651	Exc. Hi-Perf.; Hydraulic, (050) Duration at .050 Lobe Lift, 207 Exh., 194 Int., 109 Degrees Lobe Separation	
	1	Prelube		55-403 Std Only	1.5 oz. packet	
	1	Prelube		55-400 Std Only	4 oz. bottle; 1.5 oz. packet No. 55-403 also avail.	
	16	Lifter	71-70	HT-951 Std Only	Hyd.	
	16	Lifter, Bulk	71-70	HT-951B Std Only	Hyd.; Carton of 128	
	QTY PUSH ROD YEARS PART NO. DESCRIPTION					
	16	Push Rod	71-70	RP-3228R Std Only	Chrome-Moly; 9.5500" O.A.L.	
16	Push Rod	71-70	RP-3197 Std Only	VINTAGE; 9.5460" O.A.L.		
16	Push Rod, Bulk	71-70	BRP-3197 Std Only	VINTAGE; Carton of 100; 9.5460" O.A.L.		
QTY ROCKER PARTS YEARS PART NO. DESCRIPTION						
8	Arm Assy.	71-70	R-856 Std Only	VINTAGE; Incl. 2-arms & 1-pivot assy.		
8	Arm Assy., Bulk	71-70	R-856B Std Only	VINTAGE; Incl. 2-arms & 1-pivot assy.; Carton of 64		
8	Arm	71-70	R-856A Std Only	VINTAGE		
8	Bridge	71-70	MR-1840 Std Only			
8	Pivot	71-70	MR-1903 Std Only			
QTY VALVE YEARS PART NO. DESCRIPTION						
8	Exhaust	71-70	V-1772 Std Only	Chrome plated stem; 1.6240" Head Dia., 0.3422" Stem Dia., 4.6950" O.A.L.		
8	Intake	71-70	V-1775 Std Only	VINTAGE; Exc. Hi-Perf.; 1.9920" Head Dia., 0.3430" Stem Dia., 4.7090" O.A.L.		
8	Intake	71-70	V-2304 Std Only	VINTAGE; Exc. Hi-Perf.; Stock replacement; 1.9950" Head Dia., 0.3430" Stem Dia., 4.6670" O.A.L.		
QTY VALVE GUIDE YEARS PART NO. DESCRIPTION						
16	Guide	71-70	VG-5038 Std Only	0.3430" ID, 2.1200" O.A.L		
16	Guide, Bulk	71-70	VG-5038B Std Only	Carton of 50; 0.3430" ID, 2.1200" O.A.L		
QTY VALVE SPRING YEARS PART NO. DESCRIPTION						
16	Spring	71-70	VS-1618R Std Only	Incl. damper; 1.9940" Free Height		
QTY VALVE SEAL YEARS PART NO. DESCRIPTION						
8	Valve Stem Seal	71-70	ST-2001 Std Only	Loc. Exh.; Positive type; Installation requires valve guide machining; (RBBTF) Rubber/PTFE		
8	Valve Stem Seal	71-70	MV-1903 Std Only	Loc. Exh.; Use w/repair guide; Positive type; (RBB) Rubber		

(continued on next page)

GM Car (Incl. Buick, Cad., Chev., Olds., Pontiac)

734 455 7.5L (7457cc) OHV V8 (16 Valve) (Oldsmobile), 4.125" Bore (GMC Eng.), 2 Bbl. "Eng. Code TY"
 (cont.) 1971-1970

VALVE TRAIN	QTY	VALVE SEAL (cont.)	YEARS	PART NO.	DESCRIPTION	VALVE TRAIN
	8	Valve Stem Seal	71-70	ST-2001 Std Only	Loc. Int.; Positive type; Installation requires valve guide machining; (RBBTF) Rubber/PTFE	
	8	Valve Stem Seal	71-70	MV-1819C Std Only	Loc. Int.; Umbrella type; (NYL) Nylon	
	8	Valve Stem Seal	71-70	MV-1903 Std Only	Loc. Int.; Use w/repair guide; Positive type; (RBB) Rubber	
	8	Valve Stem Seal Bulk	71-70	ST-2001BC Std Only	Loc. Exh.; Positive type; Installation requires valve guide machining; Carton of 100; (RBBTF) Rubber/PTFE	
	8	Valve Stem Seal Bulk	71-70	ST-2001BC Std Only	Loc. Int.; Positive type; Installation requires valve guide machining; Carton of 100; (RBBTF) Rubber/PTFE	
	8	Valve Stem Seal Bulk	71-70	MV-1819 Std Only	Loc. Int.; Umbrella type; Carton of 50; (NYL) Nylon	
VALVE TRAIN	QTY	VALVE SEAT	YEARS	PART NO.	DESCRIPTION	VALVE TRAIN
	8	Seat	71-70	245-2125-2 Std Only	Loc. Int.; Use w/V-1775 & V-2304; 2.1305" OD, 1.8750" ID, 0.2480" Depth	
	8	Seat	71-70	245-2250-1 Std Only	Loc. Int.; Use w/V-1776; Machine ID to fit; 2.2555" OD, 1.9375" ID, 0.1855" Depth	
VALVE TRAIN	QTY	VALVE, MISC	YEARS	PART NO.	DESCRIPTION	VALVE TRAIN
	32	Keeper	71-70	VK-115A Std Only	1 groove; Square cut key groove; Carton pack 24	
	32	Keeper	71-70	VK-115 Std Only	1 groove; Square cut key groove; Carton pack 32	
	32	Keeper	71-70	VK-115R Std Only	1 groove; Square cut key groove; Hardened	
	32	Keeper, Bulk	71-70	VK-115B Std Only	1 groove; Square cut key groove; Carton of 1000	
	16	Spring Insert	71-70	259-303C Std Only	.015"; ID .703"; Carton of 100	
	16	Spring Insert	71-70	259-303B Std Only	.030"; ID .703"; Carton of 100	
	16	Spring Insert	71-70	259-303A Std Only	.060"; ID .703"; Carton of 100	
	16	Spring Insert	71-70	259-303ARS Std Only	.060"; ID .703"; Carton of 500	
BLOCK	QTY	PISTON	YEARS	PART NO.	DESCRIPTION	BLOCK
	8	Cast Piston	71-70	369P Std-20-30-40-60	VINTAGE; High comp.; Cast; .9806" Pin Dia.; 2 Rings 5/64 Groove, 1 Ring 3/16 Groove, 1.725 CD, Recessed Head .120 deep x 2.940 dia. - 9.75:1 C.R.	
	8	Cast Piston	71-70	344P 20 20-30-40-60	VINTAGE; Low comp.; Cast; .9806" Pin Dia.; 2 Rings 5/64 Groove, 1 Ring 3/16 Groove, 1.725 CD, Recessed Head .329 deep x 3.500 dia. - 8.4:1 C.R.	
	8	Cast Piston - Individual	71-70	W369P Std-20-30-40-60	VINTAGE; High comp.; Cast; .9806" Pin Dia.; 2 Rings 5/64 Groove, 1 Ring 3/16 Groove, 1.725 CD, Recessed Head .120 deep x 2.940 dia. - 9.75:1 C.R.	
	8	Cast Piston - Individual	71-70	W344P 20 20-30-40-60	VINTAGE; Low comp.; Cast; .9806" Pin Dia.; 2 Rings 5/64 Groove, 1 Ring 3/16 Groove, 1.725 CD, Recessed Head .329 deep x 3.500 dia. - 8.4:1 C.R.	
	8	POWERFORGED	70	L-2323F Std-30-40-60	High comp.; Powerforged; 0.9805" Pin Dia.; 2 Rings 5/64 Groove, 1 Ring 3/16 Groove, 1.735 CD, .142 dish; DUROSHIELD® skirt coated piston	
	8	POWERFORGED Piston-Individual	71-70	WL-2390F 30 30	For use w/91 & lower octane pump fuels; Powerforged; 0.9805" Pin Dia.; 2 Rings 5/64 Groove, 1 Ring 3/16 Groove, 1.735 CD, Recessed Head .306 deep x 3.500 dia. DUROSHIELD® skirt coated piston.	
	8	POWERFORGED Piston-Individual	70	WL-2323F Std-30-40-60	High comp.; Powerforged; 0.9805" Pin Dia.; 2 Rings 5/64 Groove, 1 Ring 3/16 Groove, 1.735 CD, .142 dish; DUROSHIELD® skirt coated piston	
BLOCK	QTY	RINGS	YEARS	PART NO.	DESCRIPTION	BLOCK
	1	Premium Set	71-70	E-243K Std-20-30-40-60	VINTAGE; 2-5/64, 1-3/16; Premium Moly	
	1	Standard Set	71-70	E-243X Std-20-30-40-60	VINTAGE; 2-5/64, 1-3/16; Iron	
BLOCK	QTY	ENGINE BEARINGS	YEARS	PART NO.	DESCRIPTION	BLOCK
	1	Main Set	71-70	4294M Std-10-20-30		
	1	Main Set	71-70	108M Std-10-20	Performance; Half grooved	
	1	Rod Set	71-70	8-3345P Std-10-20-30-40		
	1	Rod Set	71-70	8-7040CH Std-10	Performance	
	8	Rod Pair	71-70	3345P Std-1-10-20-30-40		
	1	Cam Set	71-70	1234M Std Only	VINTAGE; Babbitt material; Full round design	
BLOCK	QTY	OIL PUMP	YEARS	PART NO.	DESCRIPTION	BLOCK
	1	Oil Pump	71-70	224-41203		
	1	Oil Pump	71-70	224-41203V	High Volume, check pan for clearance; Use w/224-11203V screen	
	1	Inter. Shaft	71-70	224-61203		
	1	Screen Assy.	71-70	224-11203	5/8" inlet tube	
	1	Screen Assy.	71-70	224-11203V	Bolt-on 3/4" tube; Use w/224-41203V pump	
BLOCK	QTY	GASKETS	YEARS	PART NO.	DESCRIPTION	BLOCK
	1	Kit Gasket Set	71-70	260-1008	VINTAGE; Int. manifold gskt. not incl.; Premium valve stem seals incl.	
	1	Valley Pan Gasket Set	71-70	260-4021	VINTAGE	
BLOCK	QTY	FREEZE PLUGS	YEARS	PART NO.	DESCRIPTION	BLOCK
	1	Brass Block Plug Kit	71-70	381-8020		
	1	Steel Block Plug Kit	71-70	381-4020		

(continued on next page)

GM Car (Incl. Buick, Cad., Chev., Olds., Pontiac)

455 7.5L (7457cc) OHV V8 (16 Valve) (Oldsmobile), 4.125" Bore (GMC Eng.), 2 Bbl. "Eng. Code TY" 734
 1971-1970 (cont.)

QTY	FREEZE PLUGS (cont.)	YEARS	PART NO.	DESCRIPTION
1	Brass Deep Cup Freeze Plug	71-70	381-9002	1.500" Diameter, 0.375" Height
1	Steel Deep Cup Freeze Plug	71-70	381-3077	0.906" Diameter
1	Steel Deep Cup Freeze Plug	71-70	381-3133	1.500" Diameter, 0.375" Height
1	Steel Deep Cup Freeze Plug	71-70	381-3054	19/32" Diameter
1	Steel Deep Cup Freeze Plug	71-70	381-3131	2.094" Diameter

455 7.5L (7457cc) OHV V8 (16 Valve) (Oldsmobile), 4.125" Bore (GMC Eng.), 2 Bbl. "Eng. Code UA" 1968 735

QTY	TIMING	YEARS	PART NO.	DESCRIPTION
1	3 Piece Set	68	KT3-494SA5	VINTAGE; (1) 222-494; (1) 223-360; (1) 223-361
1	Timing Chain	68	222-494	48 Links
QTY	CAMSHAFT/LIFTER	YEARS	PART NO.	DESCRIPTION
1	Camshaft	68	CS-651	Exc. Hi-Perf.; Hydraulic, (050) Duration at .050 Lobe Lift, 207 Exh., 194 Int., 109 Degrees Lobe Separation
1	Prelube		55-403 Std Only	1.5 oz. packet
1	Prelube		55-400 Std Only	4 oz. bottle; 1.5 oz. packet No. 55-403 also avail.
16	Lifter	68	HT-951 Std Only	Hyd.
16	Lifter, Bulk	68	HT-951B Std Only	Hyd.; Carton of 128
QTY	PUSH ROD	YEARS	PART NO.	DESCRIPTION
16	Push Rod	68	RP-3228R Std Only	Chrome-Moly; 9.5500" O.A.L.
16	Push Rod	68	RP-3197 Std Only	VINTAGE; 9.5460" O.A.L.
16	Push Rod, Bulk	68	BRP-3197 Std Only	VINTAGE; Carton of 100; 9.5460" O.A.L.
QTY	ROCKER PARTS	YEARS	PART NO.	DESCRIPTION
8	Arm Assy.	68	R-856 Std Only	VINTAGE; Incl. 2-arms & 1-pivot assy.
8	Arm Assy., Bulk	68	R-856B Std Only	VINTAGE; Incl. 2-arms & 1-pivot assy.; Carton of 64
8	Arm	68	R-856A Std Only	VINTAGE
8	Bridge	68	MR-1840 Std Only	
8	Pivot	68	MR-1903 Std Only	
QTY	VALVE	YEARS	PART NO.	DESCRIPTION
8	Exhaust	68	V-1772 Std Only	Chrome plated stem; 1.6240" Head Dia., 0.3422" Stem Dia., 4.6950" O.A.L.
8	Intake	68	V-1775 Std Only	VINTAGE; 1.9920" Head Dia., 0.3430" Stem Dia., 4.7090" O.A.L.
8	Intake	68	V-2304 Std Only	VINTAGE; Stock replacement; 1.9950" Head Dia., 0.3430" Stem Dia., 4.6670" O.A.L.
QTY	VALVE GUIDE	YEARS	PART NO.	DESCRIPTION
16	Guide	68	VG-5038 Std Only	0.3430" ID, 2.1200" O.A.L
16	Guide, Bulk	68	VG-5038B Std Only	Carton of 50; 0.3430" ID, 2.1200" O.A.L
QTY	VALVE SPRING	YEARS	PART NO.	DESCRIPTION
16	Spring	68	VS-1618R Std Only	Incl. damper; 1.9940" Free Height
QTY	VALVE SEAL	YEARS	PART NO.	DESCRIPTION
8	Valve Stem Seal	68	ST-2001 Std Only	Loc. Exh.; Positive type; Installation requires valve guide machining; (RBBTF) Rubber/PTFE
8	Valve Stem Seal	68	MV-1903 Std Only	Loc. Exh.; Use w/repair guide; Positive type; (RBB) Rubber
8	Valve Stem Seal	68	ST-2001 Std Only	Loc. Int.; Positive type; Installation requires valve guide machining; (RBBTF) Rubber/PTFE
8	Valve Stem Seal	68	MV-1819C Std Only	Loc. Int.; Umbrella type; (NYL) Nylon
8	Valve Stem Seal	68	MV-1903 Std Only	Loc. Int.; Use w/repair guide; Positive type; (RBB) Rubber
8	Valve Stem Seal Bulk	68	ST-2001BC Std Only	Loc. Exh.; Positive type; Installation requires valve guide machining; Carton of 100; (RBBTF) Rubber/PTFE
8	Valve Stem Seal Bulk	68	ST-2001BC Std Only	Loc. Int.; Positive type; Installation requires valve guide machining; Carton of 100; (RBBTF) Rubber/PTFE
8	Valve Stem Seal Bulk	68	MV-1819 Std Only	Loc. Int.; Umbrella type; Carton of 50; (NYL) Nylon
QTY	VALVE SEAT	YEARS	PART NO.	DESCRIPTION
8	Seat	68	245-2125-2 Std Only	Loc. Int.; Use w/V-1775 & V-2304; 2.1305" OD, 1.8750" ID, 0.2480" Depth
8	Seat	68	245-2250-1 Std Only	Loc. Int.; Use w/V-1776; Machine ID to fit; 2.2555" OD, 1.9375" ID, 0.1855" Depth
QTY	VALVE, MISC	YEARS	PART NO.	DESCRIPTION
32	Keeper	68	VK-115A Std Only	1 groove; Square cut key groove; Carton pack 24
32	Keeper	68	VK-115 Std Only	1 groove; Square cut key groove; Carton pack 32
32	Keeper	68	VK-115R Std Only	1 groove; Square cut key groove; Hardened
32	Keeper, Bulk	68	VK-115B Std Only	1 groove; Square cut key groove; Carton of 1000
16	Spring Insert	68	259-303C Std Only	.015"; ID .703"; Carton of 100
16	Spring Insert	68	259-303B Std Only	.030"; ID .703"; Carton of 100
16	Spring Insert	68	259-303A Std Only	.060"; ID .703"; Carton of 100
16	Spring Insert	68	259-303ARS Std Only	.060"; ID .703"; Carton of 500

VALVE TRAIN

VALVE TRAIN

(continued on next page)

GM Car (Incl. Buick, Cad., Chev., Olds., Pontiac)

735 455 7.5L (7457cc) OHV V8 (16 Valve) (Oldsmobile), 4.125" Bore (GMC Eng.), 2 Bbl. "Eng. Code UA" 1968
(cont.)

QTY	PISTON	YEARS	PART NO.	DESCRIPTION
8	Cast Piston	68	369P Std-20-30-40-60	VINTAGE; High comp.; Cast; .9806" Pin Dia.; 2 Rings 5/64 Groove, 1 Ring 3/16 Groove, 1.725 CD, Recessed Head .120 deep x 2.940 dia. - 9.75:1 C.R.
8	Cast Piston	68	344P 20 20-30-40-60	VINTAGE; Low comp.; Cast; .9806" Pin Dia.; 2 Rings 5/64 Groove, 1 Ring 3/16 Groove, 1.725 CD, Recessed Head .329 deep x 3.500 dia. - 8.4:1 C.R.
8	Cast Piston - Individual	68	W369P Std-20-30-40-60	VINTAGE; High comp.; Cast; .9806" Pin Dia.; 2 Rings 5/64 Groove, 1 Ring 3/16 Groove, 1.725 CD, Recessed Head .120 deep x 2.940 dia. - 9.75:1 C.R.
8	Cast Piston - Individual	68	W344P 20 20-30-40-60	VINTAGE; Low comp.; Cast; .9806" Pin Dia.; 2 Rings 5/64 Groove, 1 Ring 3/16 Groove, 1.725 CD, Recessed Head .329 deep x 3.500 dia. - 8.4:1 C.R.
8	POWERFORGED	68	L-2323F Std-30-40-60	High comp.; Powerforged; 0.9805" Pin Dia.; 2 Rings 5/64 Groove, 1 Ring 3/16 Groove, 1.735 CD, .142 dish; DUROSHIELD® skirt coated piston
8	POWERFORGED Piston-Individual	68	WL-2390F 30 30	For use w/91 & lower octane pump fuels; Powerforged; 0.9805" Pin Dia.; 2 Rings 5/64 Groove, 1 Ring 3/16 Groove, 1.735 CD, Recessed Head .306 deep x 3.500 dia. DUROSHIELD® skirt coated piston.
8	POWERFORGED Piston-Individual	68	WL-2323F Std-30-40-60	High comp.; Powerforged; 0.9805" Pin Dia.; 2 Rings 5/64 Groove, 1 Ring 3/16 Groove, 1.735 CD, .142 dish; DUROSHIELD® skirt coated piston
QTY	RINGS	YEARS	PART NO.	DESCRIPTION
1	Premium Set	68	E-243K Std-20-30-40-60	VINTAGE; 2-5/64, 1-3/16; Premium Moly
1	Standard Set	68	E-243X Std-20-30-40-60	VINTAGE; 2-5/64, 1-3/16; Iron
QTY	ENGINE BEARINGS	YEARS	PART NO.	DESCRIPTION
1	Main Set	68	4294M Std-10-20-30	
1	Main Set	68	108M Std-10-20	Performance; Half grooved
1	Rod Set	68	8-3345P Std-10-20-30-40	
1	Rod Set	68	8-7040CH Std-10	Performance
8	Rod Pair	68	3345P Std-1-10-20-30-40	
1	Cam Set	68	1234M Std Only	VINTAGE; Babbitt material; Full round design
QTY	OIL PUMP	YEARS	PART NO.	DESCRIPTION
1	Oil Pump	68	224-41203	
1	Oil Pump	68	224-41203V	High Volume, check pan for clearance; Use w/224-11203V screen
1	Inter. Shaft	68	224-61203	
1	Screen Assy.	68	224-11203	5/8" inlet tube
1	Screen Assy.	68	224-11203V	Bolt-on 3/4" tube; Use w/224-41203V pump
QTY	GASKETS	YEARS	PART NO.	DESCRIPTION
1	Kit Gasket Set	68	260-1008	VINTAGE; Int. manifold gskt. not incl.; Premium valve stem seals incl.
1	Valley Pan Gasket Set	68	260-4021	VINTAGE
QTY	FREEZE PLUGS	YEARS	PART NO.	DESCRIPTION
1	Brass Block Plug Kit	68	381-8020	
1	Steel Block Plug Kit	68	381-4020	
1	Brass Deep Cup Freeze Plug	68	381-9002	1.500" Diameter, 0.375" Height
1	Steel Deep Cup Freeze Plug	68	381-3077	0.906" Diameter
1	Steel Deep Cup Freeze Plug	68	381-3133	1.500" Diameter, 0.375" Height
1	Steel Deep Cup Freeze Plug	68	381-3054	19/32" Diameter
1	Steel Deep Cup Freeze Plug	68	381-3131	2.094" Diameter

736 455 7.5L (7457cc) OHV V8 (16 Valve) (Oldsmobile), 4.125" Bore (GMC Eng.), 2 Bbl. "Eng. Code UB" 1968

QTY	TIMING	YEARS	PART NO.	DESCRIPTION
1	3 Piece Set	68	KT3-494SA5	VINTAGE; (1) 222-494; (1) 223-360; (1) 223-361
1	Timing Chain	68	222-494	48 Links
QTY	CAMSHAFT/LIFTER	YEARS	PART NO.	DESCRIPTION
1	Camshaft	68	CS-651	Exc. Hi-Perf.; Hydraulic, (050) Duration at .050 Lobe Lift, 207 Exh., 194 Int., 109 Degrees Lobe Separation
1	Prelube		55-403 Std Only	1.5 oz. packet
1	Prelube		55-400 Std Only	4 oz. bottle; 1.5 oz. packet No. 55-403 also avail.
16	Lifter	68	HT-951 Std Only	Hyd.
16	Lifter, Bulk	68	HT-951B Std Only	Hyd.; Carton of 128
QTY	PUSH ROD	YEARS	PART NO.	DESCRIPTION
16	Push Rod	68	RP-3228R Std Only	Chrome-Moly; 9.5500" O.A.L.
16	Push Rod	68	RP-3197 Std Only	VINTAGE; 9.5460" O.A.L.
16	Push Rod, Bulk	68	BRP-3197 Std Only	VINTAGE; Carton of 100; 9.5460" O.A.L.
QTY	ROCKER PARTS	YEARS	PART NO.	DESCRIPTION
8	Arm Assy.	68	R-856 Std Only	VINTAGE; Incl. 2-arms & 1-pivot assy.

(continued on next page)

GM Car (Incl. Buick, Cad., Chev., Olds., Pontiac)

455 7.5L (7457cc) OHV V8 (16 Valve) (Oldsmobile), 4.125" Bore (GMC Eng.), 2 Bbl. "Eng. Code UB" 1968 736 (cont.)

QTY	ROCKER PARTS (cont.)	YEARS	PART NO.	DESCRIPTION
8	Arm Assy., Bulk	68	R-856B Std Only	VINTAGE; Incl. 2-arms & 1-pivot assy.; Carton of 64
8	Arm	68	R-856A Std Only	VINTAGE
8	Bridge	68	MR-1840 Std Only	
8	Pivot	68	MR-1903 Std Only	
QTY	VALVE	YEARS	PART NO.	DESCRIPTION
8	Exhaust	68	V-1772 Std Only	Chrome plated stem; 1.6240" Head Dia., 0.3422" Stem Dia., 4.6950" O.A.L.
8	Intake	68	V-1775 Std Only	VINTAGE; 1.9920" Head Dia., 0.3430" Stem Dia., 4.7090" O.A.L.
8	Intake	68	V-2304 Std Only	VINTAGE; Stock replacement; 1.9950" Head Dia., 0.3430" Stem Dia., 4.6670" O.A.L.
QTY	VALVE GUIDE	YEARS	PART NO.	DESCRIPTION
16	Guide	68	VG-5038 Std Only	0.3430" ID, 2.1200" O.A.L
16	Guide, Bulk	68	VG-5038B Std Only	Carton of 50; 0.3430" ID, 2.1200" O.A.L
QTY	VALVE SPRING	YEARS	PART NO.	DESCRIPTION
16	Spring	68	VS-1618R Std Only	Incl. damper; 1.9940" Free Height
QTY	VALVE SEAL	YEARS	PART NO.	DESCRIPTION
8	Valve Stem Seal	68	ST-2001 Std Only	Loc. Exh.; Positive type; Installation requires valve guide machining; (RBBTF) Rubber/PTFE
8	Valve Stem Seal	68	MV-1903 Std Only	Loc. Exh.; Use w/repair guide; Positive type; (RBB) Rubber
8	Valve Stem Seal	68	ST-2001 Std Only	Loc. Int.; Positive type; Installation requires valve guide machining; (RBBTF) Rubber/PTFE
8	Valve Stem Seal	68	MV-1819C Std Only	Loc. Int.; Umbrella type; (NYL) Nylon
8	Valve Stem Seal	68	MV-1903 Std Only	Loc. Int.; Use w/repair guide; Positive type; (RBB) Rubber
8	Valve Stem Seal Bulk	68	ST-2001BC Std Only	Loc. Exh.; Positive type; Installation requires valve guide machining; Carton of 100; (RBBTF) Rubber/PTFE
8	Valve Stem Seal Bulk	68	ST-2001BC Std Only	Loc. Int.; Positive type; Installation requires valve guide machining; Carton of 100; (RBBTF) Rubber/PTFE
8	Valve Stem Seal Bulk	68	MV-1819 Std Only	Loc. Int.; Umbrella type; Carton of 50; (NYL) Nylon
QTY	VALVE SEAT	YEARS	PART NO.	DESCRIPTION
8	Seat	68	245-2125-2 Std Only	Loc. Int.; Use w/V-1775 & V-2304; 2.1305" OD, 1.8750" ID, 0.2480" Depth
8	Seat	68	245-2250-1 Std Only	Loc. Int.; Use w/V-1776; Machine ID to fit; 2.2555" OD, 1.9375" ID, 0.1855" Depth
QTY	VALVE, MISC	YEARS	PART NO.	DESCRIPTION
32	Keeper	68	VK-115A Std Only	1 groove; Square cut key groove; Carton pack 24
32	Keeper	68	VK-115 Std Only	1 groove; Square cut key groove; Carton pack 32
32	Keeper	68	VK-115R Std Only	1 groove; Square cut key groove; Hardened
32	Keeper, Bulk	68	VK-115B Std Only	1 groove; Square cut key groove; Carton of 1000
16	Spring Insert	68	259-303C Std Only	.015"; ID .703"; Carton of 100
16	Spring Insert	68	259-303B Std Only	.030"; ID .703"; Carton of 100
16	Spring Insert	68	259-303A Std Only	.060"; ID .703"; Carton of 100
16	Spring Insert	68	259-303ARS Std Only	.060"; ID .703"; Carton of 500
QTY	PISTON	YEARS	PART NO.	DESCRIPTION
8	Cast Piston	68	369P Std-20-30-40-60	VINTAGE; High comp.; Cast; .9806" Pin Dia.; 2 Rings 5/64 Groove, 1 Ring 3/16 Groove, 1.725 CD, Recessed Head .120 deep x 2.940 dia. - 9.75:1 C.R.
8	Cast Piston	68	344P 20 20-30-40-60	VINTAGE; Low comp.; Cast; .9806" Pin Dia.; 2 Rings 5/64 Groove, 1 Ring 3/16 Groove, 1.725 CD, Recessed Head .329 deep x 3.500 dia. - 8.4:1 C.R.
8	Cast Piston - Individual	68	W369P Std-20-30-40-60	VINTAGE; High comp.; Cast; .9806" Pin Dia.; 2 Rings 5/64 Groove, 1 Ring 3/16 Groove, 1.725 CD, Recessed Head .120 deep x 2.940 dia. - 9.75:1 C.R.
8	Cast Piston - Individual	68	W344P 20 20-30-40-60	VINTAGE; Low comp.; Cast; .9806" Pin Dia.; 2 Rings 5/64 Groove, 1 Ring 3/16 Groove, 1.725 CD, Recessed Head .329 deep x 3.500 dia. - 8.4:1 C.R.
8	POWERFORGED	68	L-2323F Std-30-40-60	High comp.; Powerforged; 0.9805" Pin Dia.; 2 Rings 5/64 Groove, 1 Ring 3/16 Groove, 1.735 CD, .142 dish; DUROSHIELD® skirt coated piston
8	POWERFORGED Piston-Individual	68	WL-2390F 30 30	For use w/91 & lower octane pump fuels; Powerforged; 0.9805" Pin Dia.; 2 Rings 5/64 Groove, 1 Ring 3/16 Groove, 1.735 CD, Recessed Head .306 deep x 3.500 dia. DUROSHIELD® skirt coated piston.
8	POWERFORGED Piston-Individual	68	WL-2323F Std-30-40-60	High comp.; Powerforged; 0.9805" Pin Dia.; 2 Rings 5/64 Groove, 1 Ring 3/16 Groove, 1.735 CD, .142 dish; DUROSHIELD® skirt coated piston
QTY	RINGS	YEARS	PART NO.	DESCRIPTION
1	Premium Set	68	E-243K Std-20-30-40-60	VINTAGE; 2-5/64, 1-3/16; Premium Moly
1	Standard Set	68	E-243X Std-20-30-40-60	VINTAGE; 2-5/64, 1-3/16; Iron

(continued on next page)

GM Car (Incl. Buick, Cad., Chev., Olds., Pontiac)

736 455 7.5L (7457cc) OHV V8 (16 Valve) (Oldsmobile), 4.125" Bore (GMC Eng.), 2 Bbl. "Eng. Code UB" 1968
(cont.)

BLOCK	QTY	ENGINE BEARINGS	YEARS	PART NO.	DESCRIPTION	BLOCK
	1	Main Set	68	4294M Std-10-20-30		
	1	Main Set	68	108M Std-10-20	Performance; Half grooved	
	1	Rod Set	68	8-3345P Std-10-20-30-40		
	1	Rod Set	68	8-7040CH Std-10	Performance	
	8	Rod Pair	68	3345P Std-1-10-20-30-40		
	1	Cam Set	68	1234M Std Only	VINTAGE; Babbitt material; Full round design	
	QTY	OIL PUMP	YEARS	PART NO.	DESCRIPTION	
	1	Oil Pump	68	224-41203		
	1	Oil Pump	68	224-41203V	High Volume, check pan for clearance; Use w/224-11203V screen	
	1	Inter. Shaft	68	224-61203		
	1	Screen Assy.	68	224-11203	5/8" inlet tube	
	1	Screen Assy.	68	224-11203V	Bolt-on 3/4" tube; Use w/224-41203V pump	
	QTY	GASKETS	YEARS	PART NO.	DESCRIPTION	
	1	Kit Gasket Set	68	260-1008	VINTAGE; Int. manifold gskt. not incl.; Premium valve stem seals incl.	
	1	Valley Pan Gasket Set	68	260-4021	VINTAGE	
	QTY	FREEZE PLUGS	YEARS	PART NO.	DESCRIPTION	
	1	Brass Block Plug Kit	68	381-8020		
	1	Steel Block Plug Kit	68	381-4020		
	1	Brass Deep Cup Freeze Plug	68	381-9002	1.500" Diameter, 0.375" Height	
	1	Steel Deep Cup Freeze Plug	68	381-3077	0.906" Diameter	
	1	Steel Deep Cup Freeze Plug	68	381-3133	1.500" Diameter, 0.375" Height	
	1	Steel Deep Cup Freeze Plug	68	381-3054	19/32" Diameter	
	1	Steel Deep Cup Freeze Plug	68	381-3131	2.094" Diameter	

737 455 7.5L (7457cc) OHV V8 (16 Valve) (Oldsmobile), 4.125" Bore (GMC Eng.), 2 Bbl. "Eng. Code UC" 1971-1968

VALVE TRAIN	QTY	TIMING	YEARS	PART NO.	DESCRIPTION	VALVE TRAIN
	1	3 Piece Set	71-68	KT3-494SA5	VINTAGE; (1) 222-494; (1) 223-360; (1) 223-361	
	1	Timing Chain	71-68	222-494	48 Links	
	QTY	CAMSHAFT/LIFTER	YEARS	PART NO.	DESCRIPTION	
	1	Camshaft	71-68	CS-651	Exc. Hi-Perf.; Hydraulic, (050) Duration at .050 Lobe Lift, 207 Exh., 194 Int., 109 Degrees Lobe Separation	
	1	Prelube		55-403 Std Only	1.5 oz. packet	
	1	Prelube		55-400 Std Only	4 oz. bottle; 1.5 oz. packet No. 55-403 also avail.	
	16	Lifter	71-68	HT-951 Std Only	Hyd.	
	16	Lifter, Bulk	71-68	HT-951B Std Only	Hyd.; Carton of 128	
	QTY	PUSH ROD	YEARS	PART NO.	DESCRIPTION	
	16	Push Rod	71-68	RP-3228R Std Only	Chrome-Moly; 9.5500" O.A.L.	
	16	Push Rod	71-68	RP-3197 Std Only	VINTAGE; 9.5460" O.A.L.	
	16	Push Rod, Bulk	71-68	BRP-3197 Std Only	VINTAGE; Carton of 100; 9.5460" O.A.L.	
	QTY	ROCKER PARTS	YEARS	PART NO.	DESCRIPTION	
	8	Arm Assy.	71-68	R-856 Std Only	VINTAGE; Incl. 2-arms & 1-pivot assy.	
	8	Arm Assy., Bulk	71-68	R-856B Std Only	VINTAGE; Incl. 2-arms & 1-pivot assy.; Carton of 64	
	8	Arm	71-68	R-856A Std Only	VINTAGE	
	8	Bridge	71-68	MR-1840 Std Only		
	8	Pivot	71-68	MR-1903 Std Only		
	QTY	VALVE	YEARS	PART NO.	DESCRIPTION	
	8	Exhaust	71-68	V-1772 Std Only	Chrome plated stem; 1.6240" Head Dia., 0.3422" Stem Dia., 4.6950" O.A.L.	
	8	Intake	71-70	V-1775 Std Only	VINTAGE; Exc. Hi-Perf.; 1.9920" Head Dia., 0.3430" Stem Dia., 4.7090" O.A.L.	
	8	Intake	71-70	V-2304 Std Only	VINTAGE; Exc. Hi-Perf.; Stock replacement; 1.9950" Head Dia., 0.3430" Stem Dia., 4.6670" O.A.L.	
	8	Intake	69-68	V-1775 Std Only	VINTAGE; 1.9920" Head Dia., 0.3430" Stem Dia., 4.7090" O.A.L.	
	8	Intake	69-68	V-2304 Std Only	VINTAGE; Stock replacement; 1.9950" Head Dia., 0.3430" Stem Dia., 4.6670" O.A.L.	
	QTY	VALVE GUIDE	YEARS	PART NO.	DESCRIPTION	
	16	Guide	71-68	VG-5038 Std Only	0.3430" ID, 2.1200" O.A.L	
	16	Guide, Bulk	71-68	VG-5038B Std Only	Carton of 50; 0.3430" ID, 2.1200" O.A.L	
	QTY	VALVE SPRING	YEARS	PART NO.	DESCRIPTION	
	16	Spring	71-68	VS-1618R Std Only	Incl. damper; 1.9940" Free Height	
	QTY	VALVE SEAL	YEARS	PART NO.	DESCRIPTION	
	8	Valve Stem Seal	71-68	ST-2001 Std Only	Loc. Exh.; Positive type; Installation requires valve guide machining; (RBBTF) Rubber/PTFE	
	8	Valve Stem Seal	71-68	MV-1903 Std Only	Loc. Exh.; Use w/repair guide; Positive type; (RBB) Rubber	

(continued on next page)

GM Car (Incl. Buick, Cad., Chev., Olds., Pontiac)

**455 7.5L (7457cc) OHV V8 (16 Valve) (Oldsmobile), 4.125" Bore (GMC Eng.), 2 Bbl. "Eng. Code UC" 737
1971-1968 (cont.)**

VALVE TRAIN	QTY	VALVE SEAL (cont.)	YEARS	PART NO.	DESCRIPTION	VALVE TRAIN
	8	Valve Stem Seal	71-68	ST-2001 Std Only	Loc. Int.; Positive type; Installation requires valve guide machining; (RBBTF) Rubber/PTFE	
	8	Valve Stem Seal	71-68	MV-1819C Std Only	Loc. Int.; Umbrella type; (NYL) Nylon	
	8	Valve Stem Seal	71-68	MV-1903 Std Only	Loc. Int.; Use w/repair guide; Positive type; (RBB) Rubber	
	8	Valve Stem Seal Bulk	71-68	ST-2001BC Std Only	Loc. Exh.; Positive type; Installation requires valve guide machining; Carton of 100; (RBBTF) Rubber/PTFE	
	8	Valve Stem Seal Bulk	71-68	ST-2001BC Std Only	Loc. Int.; Positive type; Installation requires valve guide machining; Carton of 100; (RBBTF) Rubber/PTFE	
	8	Valve Stem Seal Bulk	71-68	MV-1819 Std Only	Loc. Int.; Umbrella type; Carton of 50; (NYL) Nylon	
VALVE TRAIN	QTY	VALVE SEAT	YEARS	PART NO.	DESCRIPTION	VALVE TRAIN
	8	Seat	71-68	245-2125-2 Std Only	Loc. Int.; Use w/V-1775 & V-2304; 2.1305" OD, 1.8750" ID, 0.2480" Depth	
	8	Seat	71-68	245-2250-1 Std Only	Loc. Int.; Use w/V-1776; Machine ID to fit; 2.2555" OD, 1.9375" ID, 0.1855" Depth	
VALVE TRAIN	QTY	VALVE, MISC	YEARS	PART NO.	DESCRIPTION	VALVE TRAIN
	32	Keeper	71-68	VK-115A Std Only	1 groove; Square cut key groove; Carton pack 24	
	32	Keeper	71-68	VK-115 Std Only	1 groove; Square cut key groove; Carton pack 32	
	32	Keeper	71-68	VK-115R Std Only	1 groove; Square cut key groove; Hardened	
	32	Keeper, Bulk	71-68	VK-115B Std Only	1 groove; Square cut key groove; Carton of 1000	
	16	Spring Insert	71-68	259-303C Std Only	.015"; ID .703"; Carton of 100	
	16	Spring Insert	71-68	259-303B Std Only	.030"; ID .703"; Carton of 100	
	16	Spring Insert	71-68	259-303A Std Only	.060"; ID .703"; Carton of 100	
	16	Spring Insert	71-68	259-303ARS Std Only	.060"; ID .703"; Carton of 500	
BLOCK	QTY	PISTON	YEARS	PART NO.	DESCRIPTION	BLOCK
	8	Cast Piston	71-68	369P Std-20-30-40-60	VINTAGE; High comp.; Cast; .9806" Pin Dia.; 2 Rings 5/64 Groove, 1 Ring 3/16 Groove, 1.725 CD, Recessed Head .120 deep x 2.940 dia. - 9.75:1 C.R.	
	8	Cast Piston	71-68	344P 20 20-30-40-60	VINTAGE; Low comp.; Cast; .9806" Pin Dia.; 2 Rings 5/64 Groove, 1 Ring 3/16 Groove, 1.725 CD, Recessed Head .329 deep x 3.500 dia. - 8.4:1 C.R.	
	8	Cast Piston - Individual	71-68	W369P Std-20-30-40-60	VINTAGE; High comp.; Cast; .9806" Pin Dia.; 2 Rings 5/64 Groove, 1 Ring 3/16 Groove, 1.725 CD, Recessed Head .120 deep x 2.940 dia. - 9.75:1 C.R.	
	8	Cast Piston - Individual	71-68	W344P 20 20-30-40-60	VINTAGE; Low comp.; Cast; .9806" Pin Dia.; 2 Rings 5/64 Groove, 1 Ring 3/16 Groove, 1.725 CD, Recessed Head .329 deep x 3.500 dia. - 8.4:1 C.R.	
	8	POWERFORGED	70-68	L-2323F Std-30-40-60	High comp.; Powerforged; 0.9805" Pin Dia.; 2 Rings 5/64 Groove, 1 Ring 3/16 Groove, 1.735 CD, .142 dish; DUROSHIELD® skirt coated piston	
	8	POWERFORGED Piston-Individual	71-68	WL-2390F 30 30	For use w/91 & lower octane pump fuels; Powerforged; 0.9805" Pin Dia.; 2 Rings 5/64 Groove, 1 Ring 3/16 Groove, 1.735 CD, Recessed Head .306 deep x 3.500 dia. DUROSHIELD® skirt coated piston.	
	8	POWERFORGED Piston-Individual	70-68	WL-2323F Std-30-40-60	High comp.; Powerforged; 0.9805" Pin Dia.; 2 Rings 5/64 Groove, 1 Ring 3/16 Groove, 1.735 CD, .142 dish; DUROSHIELD® skirt coated piston	
BLOCK	QTY	RINGS	YEARS	PART NO.	DESCRIPTION	BLOCK
	1	Premium Set	71-68	E-243K Std-20-30-40-60	VINTAGE; 2-5/64, 1-3/16; Premium Moly	
	1	Standard Set	71-68	E-243X Std-20-30-40-60	VINTAGE; 2-5/64, 1-3/16; Iron	
BLOCK	QTY	ENGINE BEARINGS	YEARS	PART NO.	DESCRIPTION	BLOCK
	1	Main Set	71-68	4294M Std-10-20-30		
	1	Main Set	71-68	108M Std-10-20	Performance; Half grooved	
	1	Rod Set	71-68	8-3345P Std-10-20-30-40		
	1	Rod Set	71-68	8-7040CH Std-10	Performance	
	8	Rod Pair	71-68	3345P Std-1-10-20-30-40		
	1	Cam Set	71-68	1234M Std Only	VINTAGE; Babbitt material; Full round design	
BLOCK	QTY	OIL PUMP	YEARS	PART NO.	DESCRIPTION	BLOCK
	1	Oil Pump	71-68	224-41203		
	1	Oil Pump	71-68	224-41203V	High Volume, check pan for clearance; Use w/224-11203V screen	
	1	Inter. Shaft	71-68	224-61203		
	1	Screen Assy.	71-68	224-11203	5/8" inlet tube	
	1	Screen Assy.	71-68	224-11203V	Bolt-on 3/4" tube; Use w/224-41203V pump	
BLOCK	QTY	GASKETS	YEARS	PART NO.	DESCRIPTION	BLOCK
	1	Kit Gasket Set	71-68	260-1008	VINTAGE; Int. manifold gskt. not incl.; Premium valve stem seals incl.	
	1	Valley Pan Gasket Set	71-68	260-4021	VINTAGE	
BLOCK	QTY	FREEZE PLUGS	YEARS	PART NO.	DESCRIPTION	BLOCK
	1	Brass Block Plug Kit	71-68	381-8020		
	1	Steel Block Plug Kit	71-68	381-4020		

(continued on next page)

GM Car (Incl. Buick, Cad., Chev., Olds., Pontiac)

737 455 7.5L (7457cc) OHV V8 (16 Valve) (Oldsmobile), 4.125" Bore (GMC Eng.), 2 Bbl. "Eng. Code UC" (cont.) 1971-1968

QTY	FREEZE PLUGS (cont.)	YEARS	PART NO.	DESCRIPTION
1	Brass Deep Cup Freeze Plug	71-68	381-9002	1.500" Diameter, 0.375" Height
1	Steel Deep Cup Freeze Plug	71-68	381-3077	0.906" Diameter
1	Steel Deep Cup Freeze Plug	71-68	381-3133	1.500" Diameter, 0.375" Height
1	Steel Deep Cup Freeze Plug	71-68	381-3054	19/32" Diameter
1	Steel Deep Cup Freeze Plug	71-68	381-3131	2.094" Diameter

738 455 7.5L (7457cc) OHV V8 (16 Valve) (Oldsmobile), 4.125" Bore (GMC Eng.), 2 Bbl. "Eng. Code UD" 1971-1968

QTY	TIMING	YEARS	PART NO.	DESCRIPTION
1	3 Piece Set	71-68	KT3-494SA5	VINTAGE; (1) 222-494; (1) 223-360; (1) 223-361
1	Timing Chain	71-68	222-494	48 Links
QTY	CAMSHAFT/LIFTER	YEARS	PART NO.	DESCRIPTION
1	Camshaft	71-68	CS-651	Exc. Hi-Perf.; Hydraulic, (050) Duration at .050 Lobe Lift, 207 Exh., 194 Int., 109 Degrees Lobe Separation
1	Prelube		55-403 Std Only	1.5 oz. packet
1	Prelube		55-400 Std Only	4 oz. bottle; 1.5 oz. packet No. 55-403 also avail.
16	Lifter	71-68	HT-951 Std Only	Hyd.
16	Lifter, Bulk	71-68	HT-951B Std Only	Hyd.; Carton of 128
QTY	PUSH ROD	YEARS	PART NO.	DESCRIPTION
16	Push Rod	71-68	RP-3228R Std Only	Chrome-Moly; 9.5500" O.A.L.
16	Push Rod	71-68	RP-3197 Std Only	VINTAGE; 9.5460" O.A.L.
16	Push Rod, Bulk	71-68	BRP-3197 Std Only	VINTAGE; Carton of 100; 9.5460" O.A.L.
QTY	ROCKER PARTS	YEARS	PART NO.	DESCRIPTION
8	Arm Assy.	71-68	R-856 Std Only	VINTAGE; Incl. 2-arms & 1-pivot assy.
8	Arm Assy., Bulk	71-68	R-856B Std Only	VINTAGE; Incl. 2-arms & 1-pivot assy.; Carton of 64
8	Arm	71-68	R-856A Std Only	VINTAGE
8	Bridge	71-68	MR-1840 Std Only	
8	Pivot	71-68	MR-1903 Std Only	
QTY	VALVE	YEARS	PART NO.	DESCRIPTION
8	Exhaust	71-68	V-1772 Std Only	Chrome plated stem; 1.6240" Head Dia., 0.3422" Stem Dia., 4.6950" O.A.L.
8	Intake	71-70	V-1775 Std Only	VINTAGE; Exc. Hi-Perf.; 1.9920" Head Dia., 0.3430" Stem Dia., 4.7090" O.A.L.
8	Intake	71-70	V-2304 Std Only	VINTAGE; Exc. Hi-Perf.; Stock replacement; 1.9950" Head Dia., 0.3430" Stem Dia., 4.6670" O.A.L.
8	Intake	69-68	V-1775 Std Only	VINTAGE; 1.9920" Head Dia., 0.3430" Stem Dia., 4.7090" O.A.L.
8	Intake	69-68	V-2304 Std Only	VINTAGE; Stock replacement; 1.9950" Head Dia., 0.3430" Stem Dia., 4.6670" O.A.L.
QTY	VALVE GUIDE	YEARS	PART NO.	DESCRIPTION
16	Guide	71-68	VG-5038 Std Only	0.3430" ID, 2.1200" O.A.L
16	Guide, Bulk	71-68	VG-5038B Std Only	Carton of 50; 0.3430" ID, 2.1200" O.A.L
QTY	VALVE SPRING	YEARS	PART NO.	DESCRIPTION
16	Spring	71-68	VS-1618R Std Only	Incl. damper; 1.9940" Free Height
QTY	VALVE SEAL	YEARS	PART NO.	DESCRIPTION
8	Valve Stem Seal	71-68	ST-2001 Std Only	Loc. Exh.; Positive type; Installation requires valve guide machining; (RBBTF) Rubber/PTFE
8	Valve Stem Seal	71-68	MV-1903 Std Only	Loc. Exh.; Use w/repair guide; Positive type; (RBB) Rubber
8	Valve Stem Seal	71-68	ST-2001 Std Only	Loc. Int.; Positive type; Installation requires valve guide machining; (RBBTF) Rubber/PTFE
8	Valve Stem Seal	71-68	MV-1819C Std Only	Loc. Int.; Umbrella type; (NYL) Nylon
8	Valve Stem Seal	71-68	MV-1903 Std Only	Loc. Int.; Use w/repair guide; Positive type; (RBB) Rubber
8	Valve Stem Seal Bulk	71-68	ST-2001BC Std Only	Loc. Exh.; Positive type; Installation requires valve guide machining; Carton of 100; (RBBTF) Rubber/PTFE
8	Valve Stem Seal Bulk	71-68	ST-2001BC Std Only	Loc. Int.; Positive type; Installation requires valve guide machining; Carton of 100; (RBBTF) Rubber/PTFE
8	Valve Stem Seal Bulk	71-68	MV-1819 Std Only	Loc. Int.; Umbrella type; Carton of 50; (NYL) Nylon
QTY	VALVE SEAT	YEARS	PART NO.	DESCRIPTION
8	Seat	71-68	245-2125-2 Std Only	Loc. Int.; Use w/V-1775 & V-2304; 2.1305" OD, 1.8750" ID, 0.2480" Depth
8	Seat	71-68	245-2250-1 Std Only	Loc. Int.; Use w/V-1776; Machine ID to fit; 2.2555" OD, 1.9375" ID, 0.1855" Depth
QTY	VALVE, MISC	YEARS	PART NO.	DESCRIPTION
32	Keeper	71-68	VK-115A Std Only	1 groove; Square cut key groove; Carton pack 24
32	Keeper	71-68	VK-115 Std Only	1 groove; Square cut key groove; Carton pack 32
32	Keeper	71-68	VK-115R Std Only	1 groove; Square cut key groove; Hardened
32	Keeper, Bulk	71-68	VK-115B Std Only	1 groove; Square cut key groove; Carton of 1000
16	Spring Insert	71-68	259-303C Std Only	.015"; ID .703"; Carton of 100

VALVE TRAIN

VALVE TRAIN

(continued on next page)

GM Car (Incl. Buick, Cad., Chev., Olds., Pontiac)

**455 7.5L (7457cc) OHV V8 (16 Valve) (Oldsmobile), 4.125" Bore (GMC Eng.), 2 Bbl. "Eng. Code UD" 738
1971-1968 (cont.)**

QTY	VALVE, MISC (cont.)	YEARS	PART NO.	DESCRIPTION
16	Spring Insert	71-68	259-303B Std Only	.030"; ID .703"; Carton of 100
16	Spring Insert	71-68	259-303A Std Only	.060"; ID .703"; Carton of 100
16	Spring Insert	71-68	259-303ARS Std Only	.060"; ID .703"; Carton of 500
QTY	PISTON	YEARS	PART NO.	DESCRIPTION
8	Cast Piston	71-68	369P Std-20-30-40-60	VINTAGE; High comp.; Cast; .9806" Pin Dia.; 2 Rings 5/64 Groove, 1 Ring 3/16 Groove, 1.725 CD, Recessed Head .120 deep x 2.940 dia. - 9.75:1 C.R.
8	Cast Piston	71-68	344P 20 20-30-40-60	VINTAGE; Low comp.; Cast; .9806" Pin Dia.; 2 Rings 5/64 Groove, 1 Ring 3/16 Groove, 1.725 CD, Recessed Head .329 deep x 3.500 dia. - 8.4:1 C.R.
8	Cast Piston - Individual	71-68	W369P Std-20-30-40-60	VINTAGE; High comp.; Cast; .9806" Pin Dia.; 2 Rings 5/64 Groove, 1 Ring 3/16 Groove, 1.725 CD, Recessed Head .120 deep x 2.940 dia. - 9.75:1 C.R.
8	Cast Piston - Individual	71-68	W344P 20 20-30-40-60	VINTAGE; Low comp.; Cast; .9806" Pin Dia.; 2 Rings 5/64 Groove, 1 Ring 3/16 Groove, 1.725 CD, Recessed Head .329 deep x 3.500 dia. - 8.4:1 C.R.
8	POWERFORGED	70-68	L-2323F Std-30-40-60	High comp.; Powerforged; 0.9805" Pin Dia.; 2 Rings 5/64 Groove, 1 Ring 3/16 Groove, 1.735 CD, .142 dish; DUROSHIELD® skirt coated piston
8	POWERFORGED Piston-Individual	71-68	WL-2390F 30 30	For use w/91 & lower octane pump fuels; Powerforged; 0.9805" Pin Dia.; 2 Rings 5/64 Groove, 1 Ring 3/16 Groove, 1.735 CD, Recessed Head .306 deep x 3.500 dia. DUROSHIELD® skirt coated piston.
8	POWERFORGED Piston-Individual	70-68	WL-2323F Std-30-40-60	High comp.; Powerforged; 0.9805" Pin Dia.; 2 Rings 5/64 Groove, 1 Ring 3/16 Groove, 1.735 CD, .142 dish; DUROSHIELD® skirt coated piston
QTY	RINGS	YEARS	PART NO.	DESCRIPTION
1	Premium Set	71-68	E-243K Std-20-30-40-60	VINTAGE; 2-5/64, 1-3/16; Premium Moly
1	Standard Set	71-68	E-243X Std-20-30-40-60	VINTAGE; 2-5/64, 1-3/16; Iron
QTY	ENGINE BEARINGS	YEARS	PART NO.	DESCRIPTION
1	Main Set	71-68	4294M Std-10-20-30	
1	Main Set	71-68	108M Std-10-20	Performance; Half grooved
1	Rod Set	71-68	8-3345P Std-10-20-30-40	
1	Rod Set	71-68	8-7040CH Std-10	Performance
8	Rod Pair	71-68	3345P Std-1-10-20-30-40	
1	Cam Set	71-68	1234M Std Only	VINTAGE; Babbitt material; Full round design
QTY	OIL PUMP	YEARS	PART NO.	DESCRIPTION
1	Oil Pump	71-68	224-41203	
1	Oil Pump	71-68	224-41203V	High Volume, check pan for clearance; Use w/224-11203V screen
1	Inter. Shaft	71-68	224-61203	
1	Screen Assy.	71-68	224-11203	5/8" inlet tube
1	Screen Assy.	71-68	224-11203V	Bolt-on 3/4" tube; Use w/224-41203V pump
QTY	GASKETS	YEARS	PART NO.	DESCRIPTION
1	Kit Gasket Set	71-68	260-1008	VINTAGE; Int. manifold gskt. not incl.; Premium valve stem seals incl.
1	Valley Pan Gasket Set	71-68	260-4021	VINTAGE
QTY	FREEZE PLUGS	YEARS	PART NO.	DESCRIPTION
1	Brass Block Plug Kit	71-68	381-8020	
1	Steel Block Plug Kit	71-68	381-4020	
1	Brass Deep Cup Freeze Plug	71-68	381-9002	1.500" Diameter, 0.375" Height
1	Steel Deep Cup Freeze Plug	71-68	381-3077	0.906" Diameter
1	Steel Deep Cup Freeze Plug	71-68	381-3133	1.500" Diameter, 0.375" Height
1	Steel Deep Cup Freeze Plug	71-68	381-3054	19/32" Diameter
1	Steel Deep Cup Freeze Plug	71-68	381-3131	2.094" Diameter

455 7.5L (7457cc) OHV V8 (16 Valve) (Oldsmobile), 4.125" Bore (GMC Eng.), 2 Bbl. "Eng. Code UE" 1971 739

QTY	TIMING	YEARS	PART NO.	DESCRIPTION
1	3 Piece Set	71	KT3-494SA5	VINTAGE; (1) 222-494; (1) 223-360; (1) 223-361
1	Timing Chain	71	222-494	48 Links
QTY	CAMSHAFT/LIFTER	YEARS	PART NO.	DESCRIPTION
1	Camshaft	71	CS-651	Exc. Hi-Perf.; Hydraulic, (050) Duration at .050 Lobe Lift, 207 Exh., 194 Int., 109 Degrees Lobe Separation
1	Prelube		55-403 Std Only	1.5 oz. packet
1	Prelube		55-400 Std Only	4 oz. bottle; 1.5 oz. packet No. 55-403 also avail.
16	Lifter	71	HT-951 Std Only	Hyd.
16	Lifter, Bulk	71	HT-951B Std Only	Hyd.; Carton of 128
QTY	PUSH ROD	YEARS	PART NO.	DESCRIPTION
16	Push Rod	71	RP-3228R Std Only	Chrome-Moly; 9.5500" O.A.L.

(continued on next page)

GM Car (Incl. Buick, Cad., Chev., Olds., Pontiac)

739 455 7.5L (7457cc) OHV V8 (16 Valve) (Oldsmobile), 4.125" Bore (GMC Eng.), 2 Bbl. "Eng. Code UE" 1971
(cont.)

QTY	PUSH ROD (cont.)	YEARS	PART NO.	DESCRIPTION
16	Push Rod	71	RP-3197 Std Only	VINTAGE; 9.5460" O.A.L.
16	Push Rod, Bulk	71	BRP-3197 Std Only	VINTAGE; Carton of 100; 9.5460" O.A.L.
QTY	ROCKER PARTS	YEARS	PART NO.	DESCRIPTION
8	Arm Assy.	71	R-856 Std Only	VINTAGE; Incl. 2-arms & 1-pivot assy.
8	Arm Assy., Bulk	71	R-856B Std Only	VINTAGE; Incl. 2-arms & 1-pivot assy.; Carton of 64
8	Arm	71	R-856A Std Only	VINTAGE
8	Bridge	71	MR-1840 Std Only	
8	Pivot	71	MR-1903 Std Only	
QTY	VALVE	YEARS	PART NO.	DESCRIPTION
8	Exhaust	71	V-1772 Std Only	Chrome plated stem; 1.6240" Head Dia., 0.3422" Stem Dia., 4.6950" O.A.L.
8	Intake	71	V-1775 Std Only	VINTAGE; Exc. Hi-Perf.; 1.9920" Head Dia., 0.3430" Stem Dia., 4.7090" O.A.L.
8	Intake	71	V-2304 Std Only	VINTAGE; Exc. Hi-Perf.; Stock replacement; 1.9950" Head Dia., 0.3430" Stem Dia., 4.6670" O.A.L.
QTY	VALVE GUIDE	YEARS	PART NO.	DESCRIPTION
16	Guide	71	VG-5038 Std Only	0.3430" ID, 2.1200" O.A.L
16	Guide, Bulk	71	VG-5038B Std Only	Carton of 50; 0.3430" ID, 2.1200" O.A.L
QTY	VALVE SPRING	YEARS	PART NO.	DESCRIPTION
16	Spring	71	VS-1618R Std Only	Incl. damper; 1.9940" Free Height
QTY	VALVE SEAL	YEARS	PART NO.	DESCRIPTION
8	Valve Stem Seal	71	ST-2001 Std Only	Loc. Exh.; Positive type; Installation requires valve guide machining; (RBBTF) Rubber/PTFE
8	Valve Stem Seal	71	MV-1903 Std Only	Loc. Exh.; Use w/repair guide; Positive type; (RBB) Rubber
8	Valve Stem Seal	71	ST-2001 Std Only	Loc. Int.; Positive type; Installation requires valve guide machining; (RBBTF) Rubber/PTFE
8	Valve Stem Seal	71	MV-1819C Std Only	Loc. Int.; Umbrella type; (NYL) Nylon
8	Valve Stem Seal	71	MV-1903 Std Only	Loc. Int.; Use w/repair guide; Positive type; (RBB) Rubber
8	Valve Stem Seal Bulk	71	ST-2001BC Std Only	Loc. Exh.; Positive type; Installation requires valve guide machining; Carton of 100; (RBBTF) Rubber/PTFE
8	Valve Stem Seal Bulk	71	ST-2001BC Std Only	Loc. Int.; Positive type; Installation requires valve guide machining; Carton of 100; (RBBTF) Rubber/PTFE
8	Valve Stem Seal Bulk	71	MV-1819 Std Only	Loc. Int.; Umbrella type; Carton of 50; (NYL) Nylon
QTY	VALVE SEAT	YEARS	PART NO.	DESCRIPTION
8	Seat	71	245-2125-2 Std Only	Loc. Int.; Use w/V-1775 & V-2304; 2.1305" OD, 1.8750" ID, 0.2480" Depth
8	Seat	71	245-2250-1 Std Only	Loc. Int.; Use w/V-1776; Machine ID to fit; 2.2555" OD, 1.9375" ID, 0.1855" Depth
QTY	VALVE, MISC	YEARS	PART NO.	DESCRIPTION
32	Keeper	71	VK-115A Std Only	1 groove; Square cut key groove; Carton pack 24
32	Keeper	71	VK-115 Std Only	1 groove; Square cut key groove; Carton pack 32
32	Keeper	71	VK-115R Std Only	1 groove; Square cut key groove; Hardened
32	Keeper, Bulk	71	VK-115B Std Only	1 groove; Square cut key groove; Carton of 1000
16	Spring Insert	71	259-303C Std Only	.015"; ID .703"; Carton of 100
16	Spring Insert	71	259-303B Std Only	.030"; ID .703"; Carton of 100
16	Spring Insert	71	259-303A Std Only	.060"; ID .703"; Carton of 100
16	Spring Insert	71	259-303ARS Std Only	.060"; ID .703"; Carton of 500
QTY	PISTON	YEARS	PART NO.	DESCRIPTION
8	Cast Piston	71	369P Std-20-30-40-60	VINTAGE; High comp.; Cast; .9806" Pin Dia.; 2 Rings 5/64 Groove, 1 Ring 3/16 Groove, 1.725 CD, Recessed Head .120 deep x 2.940 dia. - 9.75:1 C.R.
8	Cast Piston - Individual	71	W369P Std-20-30-40-60	VINTAGE; High comp.; Cast; .9806" Pin Dia.; 2 Rings 5/64 Groove, 1 Ring 3/16 Groove, 1.725 CD, Recessed Head .120 deep x 2.940 dia. - 9.75:1 C.R.
8	POWERFORGED Piston-Individual	71	WL-2390F 30 30	For use w/91 & lower octane pump fuels; Powerforged; 0.9805" Pin Dia.; 2 Rings 5/64 Groove, 1 Ring 3/16 Groove, 1.735 CD, Recessed Head .306 deep x 3.500 dia. DUROSHIELD® skirt coated piston.
QTY	RINGS	YEARS	PART NO.	DESCRIPTION
1	Premium Set	71	E-243K Std-20-30-40-60	VINTAGE; 2-5/64, 1-3/16; Premium Moly
1	Standard Set	71	E-243X Std-20-30-40-60	VINTAGE; 2-5/64, 1-3/16; Iron
QTY	ENGINE BEARINGS	YEARS	PART NO.	DESCRIPTION
1	Main Set	71	4294M Std-10-20-30	
1	Main Set	71	108M Std-10-20	Performance; Half grooved
1	Rod Set	71	8-3345P Std-10-20-30-40	
1	Rod Set	71	8-7040CH Std-10	Performance
8	Rod Pair	71	3345P Std-1-10-20-30-40	
1	Cam Set	71	1234M Std Only	VINTAGE; Babbitt material; Full round design

VALVE TRAIN

VALVE TRAIN

BLOCK

BLOCK

(continued on next page)

GM Car (Incl. Buick, Cad., Chev., Olds., Pontiac)

455 7.5L (7457cc) OHV V8 (16 Valve) (Oldsmobile), 4.125" Bore (GMC Eng.), 2 Bbl. "Eng. Code UE" 1971 739
(cont.)

BLOCK	QTY	OIL PUMP	YEARS	PART NO.	DESCRIPTION	BLOCK
	1	Oil Pump	71	224-41203		
	1	Oil Pump	71	224-41203V	High Volume, check pan for clearance; Use w/224-11203V screen	
	1	Inter. Shaft	71	224-61203		
	1	Screen Assy.	71	224-11203	5/8" inlet tube	
	1	Screen Assy.	71	224-11203V	Bolt-on 3/4" tube; Use w/224-41203V pump	
BLOCK	QTY	GASKETS	YEARS	PART NO.	DESCRIPTION	BLOCK
	1	Kit Gasket Set	71	260-1008	VINTAGE; Int. manifold gskt. not incl.; Premium valve stem seals incl.	
	1	Valley Pan Gasket Set	71	260-4021	VINTAGE	
BLOCK	QTY	FREEZE PLUGS	YEARS	PART NO.	DESCRIPTION	BLOCK
	1	Brass Block Plug Kit	71	381-8020		
	1	Steel Block Plug Kit	71	381-4020		
	1	Brass Deep Cup Freeze Plug	71	381-9002	1.500" Diameter, 0.375" Height	
	1	Steel Deep Cup Freeze Plug	71	381-3077	0.906" Diameter	
	1	Steel Deep Cup Freeze Plug	71	381-3133	1.500" Diameter, 0.375" Height	
	1	Steel Deep Cup Freeze Plug	71	381-3054	19/32" Diameter	
	1	Steel Deep Cup Freeze Plug	71	381-3131	2.094" Diameter	

455 7.5L (7457cc) OHV V8 (16 Valve) (Oldsmobile), 4.125" Bore (GMC Eng.), 2 Bbl. "Eng. Code UJ" 740
1970-1968

VALVE TRAIN	QTY	TIMING	YEARS	PART NO.	DESCRIPTION	VALVE TRAIN
	1	3 Piece Set	70-68	KT3-494SA5	VINTAGE; (1) 222-494; (1) 223-360; (1) 223-361	
	1	Timing Chain	70-68	222-494	48 Links	
VALVE TRAIN	QTY	CAMSHAFT/LIFTER	YEARS	PART NO.	DESCRIPTION	VALVE TRAIN
	1	Camshaft	70-68	CS-651	Exc. Hi-Perf.; Hydraulic, (050) Duration at .050 Lobe Lift, 207 Exh., 194 Int., 109 Degrees Lobe Separation	
	1	Prelube		55-403 Std Only	1.5 oz. packet	
	1	Prelube		55-400 Std Only	4 oz. bottle; 1.5 oz. packet No. 55-403 also avail.	
	16	Lifter	70-68	HT-951 Std Only	Hyd.	
	16	Lifter, Bulk	70-68	HT-951B Std Only	Hyd.; Carton of 128	
VALVE TRAIN	QTY	PUSH ROD	YEARS	PART NO.	DESCRIPTION	VALVE TRAIN
	16	Push Rod	70-68	RP-3228R Std Only	Chrome-Moly; 9.5500" O.A.L.	
	16	Push Rod	70-68	RP-3197 Std Only	VINTAGE; 9.5460" O.A.L.	
	16	Push Rod, Bulk	70-68	BRP-3197 Std Only	VINTAGE; Carton of 100; 9.5460" O.A.L.	
VALVE TRAIN	QTY	ROCKER PARTS	YEARS	PART NO.	DESCRIPTION	VALVE TRAIN
	8	Arm Assy.	70-68	R-856 Std Only	VINTAGE; Incl. 2-arms & 1-pivot assy.	
	8	Arm Assy., Bulk	70-68	R-856B Std Only	VINTAGE; Incl. 2-arms & 1-pivot assy.; Carton of 64	
	8	Arm	70-68	R-856A Std Only	VINTAGE	
	8	Bridge	70-68	MR-1840 Std Only		
	8	Pivot	70-68	MR-1903 Std Only		
VALVE TRAIN	QTY	VALVE	YEARS	PART NO.	DESCRIPTION	VALVE TRAIN
	8	Exhaust	70-68	V-1772 Std Only	Chrome plated stem; 1.6240" Head Dia., 0.3422" Stem Dia., 4.6950" O.A.L.	
	8	Intake	70	V-1775 Std Only	VINTAGE; Exc. Hi-Perf.; 1.9920" Head Dia., 0.3430" Stem Dia., 4.7090" O.A.L.	
	8	Intake	70	V-2304 Std Only	VINTAGE; Exc. Hi-Perf.; Stock replacement; 1.9950" Head Dia., 0.3430" Stem Dia., 4.6670" O.A.L.	
	8	Intake	69-68	V-1775 Std Only	VINTAGE; 1.9920" Head Dia., 0.3430" Stem Dia., 4.7090" O.A.L.	
	8	Intake	69-68	V-2304 Std Only	VINTAGE; Stock replacement; 1.9950" Head Dia., 0.3430" Stem Dia., 4.6670" O.A.L.	
VALVE TRAIN	QTY	VALVE GUIDE	YEARS	PART NO.	DESCRIPTION	VALVE TRAIN
	16	Guide	70-68	VG-5038 Std Only	0.3430" ID, 2.1200" O.A.L.	
	16	Guide, Bulk	70-68	VG-5038B Std Only	Carton of 50; 0.3430" ID, 2.1200" O.A.L.	
VALVE TRAIN	QTY	VALVE SPRING	YEARS	PART NO.	DESCRIPTION	VALVE TRAIN
	16	Spring	70-68	VS-1618R Std Only	Incl. damper; 1.9940" Free Height	
VALVE TRAIN	QTY	VALVE SEAL	YEARS	PART NO.	DESCRIPTION	VALVE TRAIN
	8	Valve Stem Seal	70-68	ST-2001 Std Only	Loc. Exh.; Positive type; Installation requires valve guide machining; (RBBTF) Rubber/PTFE	
	8	Valve Stem Seal	70-68	MV-1903 Std Only	Loc. Exh.; Use w/repair guide; Positive type; (RBB) Rubber	
	8	Valve Stem Seal	70-68	ST-2001 Std Only	Loc. Int.; Positive type; Installation requires valve guide machining; (RBBTF) Rubber/PTFE	
	8	Valve Stem Seal	70-68	MV-1819C Std Only	Loc. Int.; Umbrella type; (NYL) Nylon	
	8	Valve Stem Seal	70-68	MV-1903 Std Only	Loc. Int.; Use w/repair guide; Positive type; (RBB) Rubber	
	8	Valve Stem Seal Bulk	70-68	ST-2001BC Std Only	Loc. Exh.; Positive type; Installation requires valve guide machining; Carton of 100; (RBBTF) Rubber/PTFE	
	8	Valve Stem Seal Bulk	70-68	ST-2001BC Std Only	Loc. Int.; Positive type; Installation requires valve guide machining; Carton of 100; (RBBTF) Rubber/PTFE	

(continued on next page)

GM Car (Incl. Buick, Cad., Chev., Olds., Pontiac)

740 455 7.5L (7457cc) OHV V8 (16 Valve) (Oldsmobile), 4.125" Bore (GMC Eng.), 2 Bbl. "Eng. Code UJ"
 (cont.) 1970-1968

QTY	VALVE SEAL (cont.)	YEARS	PART NO.	DESCRIPTION
8	Valve Stem Seal Bulk	70-68	MV-1819 Std Only	Loc. Int.; Umbrella type; Carton of 50; (NYL) Nylon
8	VALVE SEAT	YEARS	PART NO.	DESCRIPTION
	Seat	70-68	245-2125-2 Std Only	Loc. Int.; Use w/V-1775 & V-2304; 2.1305" OD, 1.8750" ID, 0.2480" Depth
8	Seat	70-68	245-2250-1 Std Only	Loc. Int.; Use w/V-1776; Machine ID to fit; 2.2555" OD, 1.9375" ID, 0.1855" Depth
32	VALVE, MISC	YEARS	PART NO.	DESCRIPTION
	Keeper	70-68	VK-115A Std Only	1 groove; Square cut key groove; Carton pack 24
32	Keeper	70-68	VK-115 Std Only	1 groove; Square cut key groove; Carton pack 32
32	Keeper	70-68	VK-115R Std Only	1 groove; Square cut key groove; Hardened
32	Keeper, Bulk	70-68	VK-115B Std Only	1 groove; Square cut key groove; Carton of 1000
16	Spring Insert	70-68	259-303C Std Only	.015"; ID .703"; Carton of 100
16	Spring Insert	70-68	259-303B Std Only	.030"; ID .703"; Carton of 100
16	Spring Insert	70-68	259-303A Std Only	.060"; ID .703"; Carton of 100
16	Spring Insert	70-68	259-303ARS Std Only	.060"; ID .703"; Carton of 500
8	PISTON	YEARS	PART NO.	DESCRIPTION
	Cast Piston	70-68	369P Std-20-30-40-60	VINTAGE; High comp.; Cast; .9806" Pin Dia.; 2 Rings 5/64 Groove, 1 Ring 3/16 Groove, 1.725 CD, Recessed Head .120 deep x 2.940 dia. - 9.75:1 C.R.
8	Cast Piston	70-68	344P 20 20-30-40-60	VINTAGE; Low comp.; Cast; .9806" Pin Dia.; 2 Rings 5/64 Groove, 1 Ring 3/16 Groove, 1.725 CD, Recessed Head .329 deep x 3.500 dia. - 8.4:1 C.R.
8	Cast Piston - Individual	70-68	W369P Std-20-30-40-60	VINTAGE; High comp.; Cast; .9806" Pin Dia.; 2 Rings 5/64 Groove, 1 Ring 3/16 Groove, 1.725 CD, Recessed Head .120 deep x 2.940 dia. - 9.75:1 C.R.
8	Cast Piston - Individual	70-68	W344P 20 20-30-40-60	VINTAGE; Low comp.; Cast; .9806" Pin Dia.; 2 Rings 5/64 Groove, 1 Ring 3/16 Groove, 1.725 CD, Recessed Head .329 deep x 3.500 dia. - 8.4:1 C.R.
8	POWERFORGED	70-68	L-2323F Std-30-40-60	High comp.; Powerforged; 0.9805" Pin Dia.; 2 Rings 5/64 Groove, 1 Ring 3/16 Groove, 1.735 CD, .142 dish; DUROSHIELD® skirt coated piston
8	POWERFORGED Piston-Individual	70-68	WL-2390F 30 30	For use w/91 & lower octane pump fuels; Powerforged; 0.9805" Pin Dia.; 2 Rings 5/64 Groove, 1 Ring 3/16 Groove, 1.735 CD, Recessed Head .306 deep x 3.500 dia. DUROSHIELD® skirt coated piston.
8	POWERFORGED Piston-Individual	70-68	WL-2323F Std-30-40-60	High comp.; Powerforged; 0.9805" Pin Dia.; 2 Rings 5/64 Groove, 1 Ring 3/16 Groove, 1.735 CD, .142 dish; DUROSHIELD® skirt coated piston
1	RINGS	YEARS	PART NO.	DESCRIPTION
	Premium Set	70-68	E-243K Std-20-30-40-60	VINTAGE; 2-5/64, 1-3/16; Premium Moly
1	Standard Set	70-68	E-243X Std-20-30-40-60	VINTAGE; 2-5/64, 1-3/16; Iron
1	ENGINE BEARINGS	YEARS	PART NO.	DESCRIPTION
	Main Set	70-68	4294M Std-10-20-30	
1	Main Set	70-68	108M Std-10-20	Performance; Half grooved
1	Rod Set	70-68	8-3345P Std-10-20-30-40	
1	Rod Set	70-68	8-7040CH Std-10	Performance
8	Rod Pair	70-68	3345P Std-1-10-20-30-40	
1	Cam Set	70-68	1234M Std Only	VINTAGE; Babbitt material; Full round design
1	OIL PUMP	YEARS	PART NO.	DESCRIPTION
	Oil Pump	70-68	224-41203	
1	Oil Pump	70-68	224-41203V	High Volume, check pan for clearance; Use w/224-11203V screen
1	Inter. Shaft	70-68	224-61203	
1	Screen Assy.	70-68	224-11203	5/8" inlet tube
1	Screen Assy.	70-68	224-11203V	Bolt-on 3/4" tube; Use w/224-41203V pump
1	GASKETS	YEARS	PART NO.	DESCRIPTION
	Kit Gasket Set	70-68	260-1008	VINTAGE; Int. manifold gskt. not incl.; Premium valve stem seals incl.
1	Valley Pan Gasket Set	70-68	260-4021	VINTAGE
1	FREEZE PLUGS	YEARS	PART NO.	DESCRIPTION
	Brass Block Plug Kit	70-68	381-8020	
1	Steel Block Plug Kit	70-68	381-4020	
1	Brass Deep Cup Freeze Plug	70-68	381-9002	1.500" Diameter, 0.375" Height
1	Steel Deep Cup Freeze Plug	70-68	381-3077	0.906" Diameter
1	Steel Deep Cup Freeze Plug	70-68	381-3133	1.500" Diameter, 0.375" Height
1	Steel Deep Cup Freeze Plug	70-68	381-3054	19/32" Diameter
1	Steel Deep Cup Freeze Plug	70-68	381-3131	2.094" Diameter

BLOCK

BLOCK

GM Car (Incl. Buick, Cad., Chev., Olds., Pontiac)

**455 7.5L (7457cc) OHV V8 (16 Valve) (Oldsmobile), 4.125" Bore (GMC Eng.), 4 Bbl. "Eng. Code UL" 741
1970-1969**

QTY	TIMING	YEARS	PART NO.	DESCRIPTION
1	3 Piece Set	70-69	KT3-494SA5	VINTAGE; (1) 222-494; (1) 223-360; (1) 223-361
1	Timing Chain	70-69	222-494	48 Links
QTY	CAMSHAFT/LIFTER	YEARS	PART NO.	DESCRIPTION
1	Performance Cam	70-69	CS-176R	Hi-Perf.; Pro-5000 Perf. Cam; 0.474" Exh. Valve Lift, 0.474" Int. Valve Lift, Hydraulic, (050) Duration at .050 Lobe Lift, 232 Exh., 232 Int., 113 Degrees Lobe Separation
1	Prelube		55-403 Std Only	1.5 oz. packet
1	Prelube		55-400 Std Only	4 oz. bottle; 1.5 oz. packet No. 55-403 also avail.
16	Lifter	70-69	HT-951 Std Only	Hyd.
16	Lifter, Bulk	70-69	HT-951B Std Only	Hyd.; Carton of 128
QTY	PUSH ROD	YEARS	PART NO.	DESCRIPTION
16	Push Rod	70-69	RP-3228R Std Only	Chrome-Moly; 9.5500" O.A.L.
16	Push Rod	70-69	RP-3197 Std Only	VINTAGE; 9.5460" O.A.L.
16	Push Rod, Bulk	70-69	BRP-3197 Std Only	VINTAGE; Carton of 100; 9.5460" O.A.L.
QTY	ROCKER PARTS	YEARS	PART NO.	DESCRIPTION
8	Arm Assy.	70-69	R-856 Std Only	VINTAGE; Incl. 2-arms & 1-pivot assy.
8	Arm Assy., Bulk	70-69	R-856B Std Only	VINTAGE; Incl. 2-arms & 1-pivot assy.; Carton of 64
8	Arm	70-69	R-856A Std Only	VINTAGE
8	Bridge	70-69	MR-1840 Std Only	
8	Pivot	70-69	MR-1903 Std Only	
QTY	VALVE	YEARS	PART NO.	DESCRIPTION
8	Exhaust	70-69	V-1772 Std Only	Chrome plated stem; 1.6240" Head Dia., 0.3422" Stem Dia., 4.6950" O.A.L.
8	Intake	70-69	V-1776 Std Only	Oldsmobile Toronado Base; 2.0630" Head Dia., 0.3427" Stem Dia., 4.7170" O.A.L.
QTY	VALVE GUIDE	YEARS	PART NO.	DESCRIPTION
16	Guide	70-69	VG-5038 Std Only	0.3430" ID, 2.1200" O.A.L
16	Guide, Bulk	70-69	VG-5038B Std Only	Carton of 50; 0.3430" ID, 2.1200" O.A.L
QTY	VALVE SPRING	YEARS	PART NO.	DESCRIPTION
16	Spring	70-69	VS-1618R Std Only	Incl. damper; 1.9940" Free Height
QTY	VALVE SEAL	YEARS	PART NO.	DESCRIPTION
8	Valve Stem Seal	70-69	ST-2001 Std Only	Loc. Exh.; Positive type; Installation requires valve guide machining; (RBBTF) Rubber/PTFE
8	Valve Stem Seal	70-69	MV-1903 Std Only	Loc. Exh.; Use w/repair guide; Positive type; (RBB) Rubber
8	Valve Stem Seal	70-69	ST-2001 Std Only	Loc. Int.; Positive type; Installation requires valve guide machining; (RBBTF) Rubber/PTFE
8	Valve Stem Seal	70-69	MV-1819C Std Only	Loc. Int.; Umbrella type; (NYL) Nylon
8	Valve Stem Seal	70-69	MV-1903 Std Only	Loc. Int.; Use w/repair guide; Positive type; (RBB) Rubber
8	Valve Stem Seal Bulk	70-69	ST-2001BC Std Only	Loc. Exh.; Positive type; Installation requires valve guide machining; Carton of 100; (RBBTF) Rubber/PTFE
8	Valve Stem Seal Bulk	70-69	ST-2001BC Std Only	Loc. Int.; Positive type; Installation requires valve guide machining; Carton of 100; (RBBTF) Rubber/PTFE
8	Valve Stem Seal Bulk	70-69	MV-1819 Std Only	Loc. Int.; Umbrella type; Carton of 50; (NYL) Nylon
QTY	VALVE SEAT	YEARS	PART NO.	DESCRIPTION
8	Seat	70-69	245-2125-2 Std Only	Loc. Int.; Use w/V-1775 & V-2304; 2.1305" OD, 1.8750" ID, 0.2480" Depth
8	Seat	70-69	245-2250-1 Std Only	Loc. Int.; Use w/V-1776; Machine ID to fit; 2.2555" OD, 1.9375" ID, 0.1855" Depth
QTY	VALVE, MISC	YEARS	PART NO.	DESCRIPTION
32	Keeper	70-69	VK-115A Std Only	1 groove; Square cut key groove; Carton pack 24
32	Keeper	70-69	VK-115 Std Only	1 groove; Square cut key groove; Carton pack 32
32	Keeper	70-69	VK-115R Std Only	1 groove; Square cut key groove; Hardened
32	Keeper, Bulk	70-69	VK-115B Std Only	1 groove; Square cut key groove; Carton of 1000
16	Spring Insert	70-69	259-303C Std Only	.015"; ID .703"; Carton of 100
16	Spring Insert	70-69	259-303B Std Only	.030"; ID .703"; Carton of 100
16	Spring Insert	70-69	259-303A Std Only	.060"; ID .703"; Carton of 100
16	Spring Insert	70-69	259-303ARS Std Only	.060"; ID .703"; Carton of 500
QTY	PISTON	YEARS	PART NO.	DESCRIPTION
8	Cast Piston	70-69	369P Std-20-30-40-60	VINTAGE; High comp.; Cast; .9806" Pin Dia.; 2 Rings 5/64 Groove, 1 Ring 3/16 Groove, 1.725 CD, Recessed Head .120 deep x 2.940 dia. - 9.75:1 C.R.
8	Cast Piston - Individual	70-69	W369P Std-20-30-40-60	VINTAGE; High comp.; Cast; .9806" Pin Dia.; 2 Rings 5/64 Groove, 1 Ring 3/16 Groove, 1.725 CD, Recessed Head .120 deep x 2.940 dia. - 9.75:1 C.R.
8	POWERFORGED	70-69	L-2323F Std-30-40-60	High comp.; Powerforged; 0.9805" Pin Dia.; 2 Rings 5/64 Groove, 1 Ring 3/16 Groove, 1.735 CD, .142 dish; DUROSHIELD® skirt coated piston

(continued on next page)

GM Car (Incl. Buick, Cad., Chev., Olds., Pontiac)

741 455 7.5L (7457cc) OHV V8 (16 Valve) (Oldsmobile), 4.125" Bore (GMC Eng.), 4 Bbl. "Eng. Code UL"
(cont.) 1970-1969

QTY	PISTON (cont.)	YEARS	PART NO.	DESCRIPTION
8	POWERFORGED Piston-Individual	70-69	WL-2390F 30 30	For use w/91 & lower octane pump fuels; Powerforged; 0.9805" Pin Dia.; 2 Rings 5/64 Groove, 1 Ring 3/16 Groove, 1.735 CD, Recessed Head .306 deep x 3.500 dia. DUROSHIELD® skirt coated piston.
8	POWERFORGED Piston-Individual	70-69	WL-2323F Std-30-40-60	High comp.; Powerforged; 0.9805" Pin Dia.; 2 Rings 5/64 Groove, 1 Ring 3/16 Groove, 1.735 CD, .142 dish; DUROSHIELD® skirt coated piston
QTY	RINGS	YEARS	PART NO.	DESCRIPTION
1	Premium Set	70-69	E-243K Std-20-30-40-60	VINTAGE; 2-5/64, 1-3/16; Premium Moly
1	Standard Set	70-69	E-243X Std-20-30-40-60	VINTAGE; 2-5/64, 1-3/16; Iron
QTY	ENGINE BEARINGS	YEARS	PART NO.	DESCRIPTION
1	Main Set	70-69	4294M Std-10-20-30	Performance; Half grooved
1	Main Set	70-69	108M Std-10-20	
1	Rod Set	70-69	8-3345P Std-10-20-30-40	Performance
1	Rod Set	70-69	8-7040CH Std-10	
8	Rod Pair	70-69	3345P Std-1-10-20-30-40	VINTAGE; Babbitt material; Full round design
1	Cam Set	70-69	1234M Std Only	
QTY	OIL PUMP	YEARS	PART NO.	DESCRIPTION
1	Oil Pump	70-69	224-41203	High Volume, check pan for clearance; Use w/224-11203V screen
1	Oil Pump	70-69	224-41203V	
1	Inter. Shaft	70-69	224-61203	Exc. Oldsmobile Toronado Base; 5/8" inlet tube
1	Screen Assy.	70-69	224-11203	
1	Screen Assy.	70-69	224-11203V	Exc. Oldsmobile Toronado Base; Bolt-on 3/4" tube; Use w/224-41203V pump
1	Screen Assy.	70-69	224-12203	
QTY	GASKETS	YEARS	PART NO.	DESCRIPTION
1	Kit Gasket Set	70-69	260-1008	VINTAGE; Int. manifold gskt. not incl.; Premium valve stem seals incl.
1	Valley Pan Gasket Set	70-69	260-4021	VINTAGE
QTY	FREEZE PLUGS	YEARS	PART NO.	DESCRIPTION
1	Brass Block Plug Kit	70-69	381-8020	1.500" Diameter, 0.375" Height
1	Steel Block Plug Kit	70-69	381-4020	
1	Brass Deep Cup Freeze Plug	70-69	381-9002	0.906" Diameter
1	Steel Deep Cup Freeze Plug	70-69	381-3077	
1	Steel Deep Cup Freeze Plug	70-69	381-3133	1.500" Diameter, 0.375" Height
1	Steel Deep Cup Freeze Plug	70-69	381-3054	
1	Steel Deep Cup Freeze Plug	70-69	381-3131	2.094" Diameter

742 455 7.5L (7457cc) OHV V8 (16 Valve) (Oldsmobile), 4.125" Bore (GMC Eng.), 4 Bbl. "Eng. Code UN"
1971-1968

QTY	TIMING	YEARS	PART NO.	DESCRIPTION
1	3 Piece Set	71-68	KT3-494SA5	VINTAGE; (1) 222-494; (1) 223-360; (1) 223-361 48 Links
1	Timing Chain	71-68	222-494	
QTY	CAMSHAFT/LIFTER	YEARS	PART NO.	DESCRIPTION
1	Performance Cam	71-68	CS-176R	Hi-Perf.; Pro-5000 Perf. Cam; 0.474" Exh. Valve Lift, 0.474" Int. Valve Lift, Hydraulic, (050) Duration at .050 Lobe Lift, 232 Exh., 232 Int., 113 Degrees Lobe Separation
1	Prelube		55-403 Std Only	1.5 oz. packet
1	Prelube		55-400 Std Only	4 oz. bottle; 1.5 oz. packet No. 55-403 also avail.
16	Lifter	71-68	HT-951 Std Only	Hyd.
16	Lifter, Bulk	71-68	HT-951B Std Only	
QTY	PUSH ROD	YEARS	PART NO.	DESCRIPTION
16	Push Rod	71-68	RP-3228R Std Only	Chrome-Moly; 9.5500" O.A.L.
16	Push Rod	71-68	RP-3197 Std Only	VINTAGE; 9.5460" O.A.L.
16	Push Rod, Bulk	71-68	BRP-3197 Std Only	VINTAGE; Carton of 100; 9.5460" O.A.L.
QTY	ROCKER PARTS	YEARS	PART NO.	DESCRIPTION
8	Arm Assy.	71-68	R-856 Std Only	VINTAGE; Incl. 2-arms & 1-pivot assy.
8	Arm Assy., Bulk	71-68	R-856B Std Only	
8	Arm	71-68	R-856A Std Only	VINTAGE; Incl. 2-arms & 1-pivot assy.; Carton of 64 VINTAGE
8	Bridge	71-68	MR-1840 Std Only	
8	Pivot	71-68	MR-1903 Std Only	
QTY	VALVE	YEARS	PART NO.	DESCRIPTION
8	Exhaust	71-68	V-1772 Std Only	Chrome plated stem; 1.6240" Head Dia., 0.3422" Stem Dia., 4.6950" O.A.L.
QTY	VALVE GUIDE	YEARS	PART NO.	DESCRIPTION
16	Guide	71-68	VG-5038 Std Only	0.3430" ID, 2.1200" O.A.L
16	Guide, Bulk	71-68	VG-5038B Std Only	Carton of 50; 0.3430" ID, 2.1200" O.A.L

(continued on next page)

GM Car (Incl. Buick, Cad., Chev., Olds., Pontiac)

**455 7.5L (7457cc) OHV V8 (16 Valve) (Oldsmobile), 4.125" Bore (GMC Eng.), 4 Bbl. "Eng. Code UN" 742
1971-1968 (cont.)**

QTY	VALVE SPRING	YEARS	PART NO.	DESCRIPTION
16	Spring	71-68	VS-1618R Std Only	Incl. damper; 1.9940" Free Height
QTY	VALVE SEAL	YEARS	PART NO.	DESCRIPTION
8	Valve Stem Seal	71-68	ST-2001 Std Only	Loc. Exh.; Positive type; Installation requires valve guide machining; (RBBTF) Rubber/PTFE
8	Valve Stem Seal	71-68	MV-1903 Std Only	Loc. Exh.; Use w/repair guide; Positive type; (RBB) Rubber
8	Valve Stem Seal	71-68	ST-2001 Std Only	Loc. Int.; Positive type; Installation requires valve guide machining; (RBBTF) Rubber/PTFE
8	Valve Stem Seal	71-68	MV-1819C Std Only	Loc. Int.; Umbrella type; (NYL) Nylon
8	Valve Stem Seal	71-68	MV-1903 Std Only	Loc. Int.; Use w/repair guide; Positive type; (RBB) Rubber
8	Valve Stem Seal Bulk	71-68	ST-2001BC Std Only	Loc. Exh.; Positive type; Installation requires valve guide machining; Carton of 100; (RBBTF) Rubber/PTFE
8	Valve Stem Seal Bulk	71-68	ST-2001BC Std Only	Loc. Int.; Positive type; Installation requires valve guide machining; Carton of 100; (RBBTF) Rubber/PTFE
8	Valve Stem Seal Bulk	71-68	MV-1819 Std Only	Loc. Int.; Umbrella type; Carton of 50; (NYL) Nylon
QTY	VALVE SEAT	YEARS	PART NO.	DESCRIPTION
8	Seat	71-68	245-2125-2 Std Only	Loc. Int.; Use w/V-1775 & V-2304; 2.1305" OD, 1.8750" ID, 0.2480" Depth
8	Seat	71-68	245-2250-1 Std Only	Loc. Int.; Use w/V-1776; Machine ID to fit; 2.2555" OD, 1.9375" ID, 0.1855" Depth
QTY	VALVE, MISC	YEARS	PART NO.	DESCRIPTION
32	Keeper	71-68	VK-115A Std Only	1 groove; Square cut key groove; Carton pack 24
32	Keeper	71-68	VK-115 Std Only	1 groove; Square cut key groove; Carton pack 32
32	Keeper	71-68	VK-115R Std Only	1 groove; Square cut key groove; Hardened
32	Keeper, Bulk	71-68	VK-115B Std Only	1 groove; Square cut key groove; Carton of 1000
16	Spring Insert	71-68	259-303C Std Only	.015"; ID .703"; Carton of 100
16	Spring Insert	71-68	259-303B Std Only	.030"; ID .703"; Carton of 100
16	Spring Insert	71-68	259-303A Std Only	.060"; ID .703"; Carton of 100
16	Spring Insert	71-68	259-303ARS Std Only	.060"; ID .703"; Carton of 500
QTY	PISTON	YEARS	PART NO.	DESCRIPTION
8	Cast Piston	71-68	369P Std-20-30-40-60	VINTAGE; High comp.; Cast; .9806" Pin Dia.; 2 Rings 5/64 Groove, 1 Ring 3/16 Groove, 1.725 CD, Recessed Head .120 deep x 2.940 dia. - 9.75:1 C.R.
8	Cast Piston - Individual	71-68	W369P Std-20-30-40-60	VINTAGE; High comp.; Cast; .9806" Pin Dia.; 2 Rings 5/64 Groove, 1 Ring 3/16 Groove, 1.725 CD, Recessed Head .120 deep x 2.940 dia. - 9.75:1 C.R.
8	POWERFORGED	70-68	L-2323F Std-30-40-60	High comp.; Powerforged; 0.9805" Pin Dia.; 2 Rings 5/64 Groove, 1 Ring 3/16 Groove, 1.735 CD, .142 dish; DUROSHIELD® skirt coated piston
8	POWERFORGED Piston-Individual	71-68	WL-2390F 30 30	For use w/91 & lower octane pump fuels; Powerforged; 0.9805" Pin Dia.; 2 Rings 5/64 Groove, 1 Ring 3/16 Groove, 1.735 CD, Recessed Head .306 deep x 3.500 dia. DUROSHIELD® skirt coated piston.
8	POWERFORGED Piston-Individual	70-68	WL-2323F Std-30-40-60	High comp.; Powerforged; 0.9805" Pin Dia.; 2 Rings 5/64 Groove, 1 Ring 3/16 Groove, 1.735 CD, .142 dish; DUROSHIELD® skirt coated piston
QTY	RINGS	YEARS	PART NO.	DESCRIPTION
1	Premium Set	71-68	E-243K Std-20-30-40-60	VINTAGE; 2-5/64, 1-3/16; Premium Moly
1	Standard Set	71-68	E-243X Std-20-30-40-60	VINTAGE; 2-5/64, 1-3/16; Iron
QTY	ENGINE BEARINGS	YEARS	PART NO.	DESCRIPTION
1	Main Set	71-68	4294M Std-10-20-30	
1	Main Set	71-68	108M Std-10-20	Performance; Half grooved
1	Rod Set	71-68	8-3345P Std-10-20-30-40	
1	Rod Set	71-68	8-7040CH Std-10	Performance
8	Rod Pair	71-68	3345P Std-1-10-20-30-40	
1	Cam Set	71-68	1234M Std Only	VINTAGE; Babbitt material; Full round design
QTY	OIL PUMP	YEARS	PART NO.	DESCRIPTION
1	Oil Pump	71-68	224-41203	
1	Oil Pump	71-68	224-41203V	High Volume, check pan for clearance; Use w/224-11203V screen
1	Inter. Shaft	71-68	224-61203	
1	Screen Assy.	71-68	224-11203	5/8" inlet tube
1	Screen Assy.	71-68	224-11203V	Bolt-on 3/4" tube; Use w/224-41203V pump
QTY	GASKETS	YEARS	PART NO.	DESCRIPTION
1	Kit Gasket Set	71-68	260-1008	VINTAGE; Int. manifold gskt. not incl.; Premium valve stem seals incl.
1	Valley Pan Gasket Set	71-68	260-4021	VINTAGE
QTY	FREEZE PLUGS	YEARS	PART NO.	DESCRIPTION
1	Brass Block Plug Kit	71-68	381-8020	
1	Steel Block Plug Kit	71-68	381-4020	

(continued on next page)

GM Car (Incl. Buick, Cad., Chev., Olds., Pontiac)

742 455 7.5L (7457cc) OHV V8 (16 Valve) (Oldsmobile), 4.125" Bore (GMC Eng.), 4 Bbl. "Eng. Code UN"
(cont.) 1971-1968

QTY	FREEZE PLUGS (cont.)	YEARS	PART NO.	DESCRIPTION
1	Brass Deep Cup Freeze Plug	71-68	381-9002	1.500" Diameter, 0.375" Height
1	Steel Deep Cup Freeze Plug	71-68	381-3077	0.906" Diameter
1	Steel Deep Cup Freeze Plug	71-68	381-3133	1.500" Diameter, 0.375" Height
1	Steel Deep Cup Freeze Plug	71-68	381-3054	19/32" Diameter
1	Steel Deep Cup Freeze Plug	71-68	381-3131	2.094" Diameter

743 455 7.5L (7457cc) OHV V8 (16 Valve) (Oldsmobile), 4.125" Bore (GMC Eng.), 4 Bbl. "Eng. Code UO"
1971-1968

QTY	TIMING	YEARS	PART NO.	DESCRIPTION
1	3 Piece Set	71-68	KT3-494SA5	VINTAGE; (1) 222-494; (1) 223-360; (1) 223-361
1	Timing Chain	71-68	222-494	48 Links
QTY	CAMSHAFT/LIFTER	YEARS	PART NO.	DESCRIPTION
1	Performance Cam	71-68	CS-176R	Hi-Perf.; Pro-5000 Perf. Cam; 0.474" Exh. Valve Lift, 0.474" Int. Valve Lift, Hydraulic, (050) Duration at .050 Lobe Lift, 232 Exh., 232 Int., 113 Degrees Lobe Separation
1	Prelube		55-403 Std Only	1.5 oz. packet
1	Prelube		55-400 Std Only	4 oz. bottle; 1.5 oz. packet No. 55-403 also avail.
16	Lifter	71-68	HT-951 Std Only	Hyd.
16	Lifter, Bulk	71-68	HT-951B Std Only	Hyd.; Carton of 128
QTY	PUSH ROD	YEARS	PART NO.	DESCRIPTION
16	Push Rod	71-68	RP-3228R Std Only	Chrome-Moly; 9.5500" O.A.L.
16	Push Rod	71-68	RP-3197 Std Only	VINTAGE; 9.5460" O.A.L.
16	Push Rod, Bulk	71-68	BRP-3197 Std Only	VINTAGE; Carton of 100; 9.5460" O.A.L.
QTY	ROCKER PARTS	YEARS	PART NO.	DESCRIPTION
8	Arm Assy.	71-68	R-856 Std Only	VINTAGE; Incl. 2-arms & 1-pivot assy.
8	Arm Assy., Bulk	71-68	R-856B Std Only	VINTAGE; Incl. 2-arms & 1-pivot assy.; Carton of 64
8	Arm	71-68	R-856A Std Only	VINTAGE
8	Bridge	71-68	MR-1840 Std Only	
8	Pivot	71-68	MR-1903 Std Only	
QTY	VALVE	YEARS	PART NO.	DESCRIPTION
8	Exhaust	71-68	V-1772 Std Only	Chrome plated stem; 1.6240" Head Dia., 0.3422" Stem Dia., 4.6950" O.A.L.
QTY	VALVE GUIDE	YEARS	PART NO.	DESCRIPTION
16	Guide	71-68	VG-5038 Std Only	0.3430" ID, 2.1200" O.A.L
16	Guide, Bulk	71-68	VG-5038B Std Only	Carton of 50; 0.3430" ID, 2.1200" O.A.L
QTY	VALVE SPRING	YEARS	PART NO.	DESCRIPTION
16	Spring	71-68	VS-1618R Std Only	Incl. damper; 1.9940" Free Height
QTY	VALVE SEAL	YEARS	PART NO.	DESCRIPTION
8	Valve Stem Seal	71-68	ST-2001 Std Only	Loc. Exh.; Positive type; Installation requires valve guide machining; (RBBTF) Rubber/PTFE
8	Valve Stem Seal	71-68	MV-1903 Std Only	Loc. Exh.; Use w/repair guide; Positive type; (RBB) Rubber
8	Valve Stem Seal	71-68	ST-2001 Std Only	Loc. Int.; Positive type; Installation requires valve guide machining; (RBBTF) Rubber/PTFE
8	Valve Stem Seal	71-68	MV-1819C Std Only	Loc. Int.; Umbrella type; (NYL) Nylon
8	Valve Stem Seal	71-68	MV-1903 Std Only	Loc. Int.; Use w/repair guide; Positive type; (RBB) Rubber
8	Valve Stem Seal Bulk	71-68	ST-2001BC Std Only	Loc. Exh.; Positive type; Installation requires valve guide machining; Carton of 100; (RBBTF) Rubber/PTFE
8	Valve Stem Seal Bulk	71-68	ST-2001BC Std Only	Loc. Int.; Positive type; Installation requires valve guide machining; Carton of 100; (RBBTF) Rubber/PTFE
8	Valve Stem Seal Bulk	71-68	MV-1819 Std Only	Loc. Int.; Umbrella type; Carton of 50; (NYL) Nylon
QTY	VALVE SEAT	YEARS	PART NO.	DESCRIPTION
8	Seat	71-68	245-2125-2 Std Only	Loc. Int.; Use w/V-1775 & V-2304; 2.1305" OD, 1.8750" ID, 0.2480" Depth
8	Seat	71-68	245-2250-1 Std Only	Loc. Int.; Use w/V-1776; Machine ID to fit; 2.2555" OD, 1.9375" ID, 0.1855" Depth
QTY	VALVE, MISC	YEARS	PART NO.	DESCRIPTION
32	Keeper	71-68	VK-115A Std Only	1 groove; Square cut key groove; Carton pack 24
32	Keeper	71-68	VK-115 Std Only	1 groove; Square cut key groove; Carton pack 32
32	Keeper	71-68	VK-115R Std Only	1 groove; Square cut key groove; Hardened
32	Keeper, Bulk	71-68	VK-115B Std Only	1 groove; Square cut key groove; Carton of 1000
16	Spring Insert	71-68	259-303C Std Only	.015"; ID .703"; Carton of 100
16	Spring Insert	71-68	259-303B Std Only	.030"; ID .703"; Carton of 100
16	Spring Insert	71-68	259-303A Std Only	.060"; ID .703"; Carton of 100
16	Spring Insert	71-68	259-303ARS Std Only	.060"; ID .703"; Carton of 500
QTY	PISTON	YEARS	PART NO.	DESCRIPTION
8	Cast Piston	71-68	369P Std-20-30-40-60	VINTAGE; High comp.; Cast; .9806" Pin Dia.; 2 Rings 5/64 Groove, 1 Ring 3/16 Groove, 1.725 CD, Recessed Head .120 deep x 2.940 dia. - 9.75:1 C.R.

VALVE TRAIN

VALVE TRAIN

(continued on next page)

GM Car (Incl. Buick, Cad., Chev., Olds., Pontiac)

**455 7.5L (7457cc) OHV V8 (16 Valve) (Oldsmobile), 4.125" Bore (GMC Eng.), 4 Bbl. "Eng. Code UO" 743
1971-1968 (cont.)**

QTY	PISTON (cont.)	YEARS	PART NO.	DESCRIPTION
8	Cast Piston - Individual	71-68	W369P Std-20-30-40-60	VINTAGE; High comp.; Cast; .9806" Pin Dia.; 2 Rings 5/64 Groove, 1 Ring 3/16 Groove, 1.725 CD, Recessed Head .120 deep x 2.940 dia. - 9.75:1 C.R.
8	POWERFORGED	70-68	L-2323F Std-30-40-60	High comp.; Powerforged; 0.9805" Pin Dia.; 2 Rings 5/64 Groove, 1 Ring 3/16 Groove, 1.735 CD, .142 dish; DUROSHIELD® skirt coated piston
8	POWERFORGED Piston-Individual	71-68	WL-2390F 30 30	For use w/91 & lower octane pump fuels; Powerforged; 0.9805" Pin Dia.; 2 Rings 5/64 Groove, 1 Ring 3/16 Groove, 1.735 CD, Recessed Head .306 deep x 3.500 dia. DUROSHIELD® skirt coated piston.
8	POWERFORGED Piston-Individual	70-68	WL-2323F Std-30-40-60	High comp.; Powerforged; 0.9805" Pin Dia.; 2 Rings 5/64 Groove, 1 Ring 3/16 Groove, 1.735 CD, .142 dish; DUROSHIELD® skirt coated piston
QTY	RINGS	YEARS	PART NO.	DESCRIPTION
1	Premium Set	71-68	E-243K Std-20-30-40-60	VINTAGE; 2-5/64, 1-3/16; Premium Moly
1	Standard Set	71-68	E-243X Std-20-30-40-60	VINTAGE; 2-5/64, 1-3/16; Iron
QTY	ENGINE BEARINGS	YEARS	PART NO.	DESCRIPTION
1	Main Set	71-68	4294M Std-10-20-30	
1	Main Set	71-68	108M Std-10-20	Performance; Half grooved
1	Rod Set	71-68	8-3345P Std-10-20-30-40	
1	Rod Set	71-68	8-7040CH Std-10	Performance
8	Rod Pair	71-68	3345P Std-1-10-20-30-40	
1	Cam Set	71-68	1234M Std Only	VINTAGE; Babbitt material; Full round design
QTY	OIL PUMP	YEARS	PART NO.	DESCRIPTION
1	Oil Pump	71-68	224-41203	
1	Oil Pump	71-68	224-41203V	High Volume, check pan for clearance; Use w/224-11203V screen
1	Inter. Shaft	71-68	224-61203	
1	Screen Assy.	71-68	224-11203	5/8" inlet tube
1	Screen Assy.	71-68	224-11203V	Bolt-on 3/4" tube; Use w/224-41203V pump
QTY	GASKETS	YEARS	PART NO.	DESCRIPTION
1	Kit Gasket Set	71-68	260-1008	VINTAGE; Int. manifold gskt. not incl.; Premium valve stem seals incl.
1	Valley Pan Gasket Set	71-68	260-4021	VINTAGE
QTY	FREEZE PLUGS	YEARS	PART NO.	DESCRIPTION
1	Brass Block Plug Kit	71-68	381-8020	
1	Steel Block Plug Kit	71-68	381-4020	
1	Brass Deep Cup Freeze Plug	71-68	381-9002	1.500" Diameter, 0.375" Height
1	Steel Deep Cup Freeze Plug	71-68	381-3077	0.906" Diameter
1	Steel Deep Cup Freeze Plug	71-68	381-3133	1.500" Diameter, 0.375" Height
1	Steel Deep Cup Freeze Plug	71-68	381-3054	19/32" Diameter
1	Steel Deep Cup Freeze Plug	71-68	381-3131	2.094" Diameter

**455 7.5L (7457cc) OHV V8 (16 Valve) (Oldsmobile), 4.125" Bore (GMC Eng.), 4 Bbl. "Eng. Code US" 744
1971-1968**

QTY	TIMING	YEARS	PART NO.	DESCRIPTION
1	3 Piece Set	71-68	KT3-494SA5	VINTAGE; (1) 222-494; (1) 223-360; (1) 223-361
1	Timing Chain	71-68	222-494	48 Links
QTY	CAMSHAFT/LIFTER	YEARS	PART NO.	DESCRIPTION
1	Performance Cam	71-68	CS-176R	Hi-Perf.; Pro-5000 Perf. Cam; 0.474" Exh. Valve Lift, 0.474" Int. Valve Lift, Hydraulic, (050) Duration at .050 Lobe Lift, 232 Exh., 232 Int., 113 Degrees Lobe Separation
1	Prelube		55-403 Std Only	1.5 oz. packet
1	Prelube		55-400 Std Only	4 oz. bottle; 1.5 oz. packet No. 55-403 also avail.
16	Lifter	71-68	HT-951 Std Only	Hyd.
16	Lifter, Bulk	71-68	HT-951B Std Only	Hyd.; Carton of 128
QTY	PUSH ROD	YEARS	PART NO.	DESCRIPTION
16	Push Rod	71-68	RP-3228R Std Only	Chrome-Moly; 9.5500" O.A.L.
16	Push Rod	71-68	RP-3197 Std Only	VINTAGE; 9.5460" O.A.L.
16	Push Rod, Bulk	71-68	BRP-3197 Std Only	VINTAGE; Carton of 100; 9.5460" O.A.L.
QTY	ROCKER PARTS	YEARS	PART NO.	DESCRIPTION
8	Arm Assy.	71-68	R-856 Std Only	VINTAGE; Incl. 2-arms & 1-pivot assy.
8	Arm Assy., Bulk	71-68	R-856B Std Only	VINTAGE; Incl. 2-arms & 1-pivot assy.; Carton of 64
8	Arm	71-68	R-856A Std Only	VINTAGE
8	Bridge	71-68	MR-1840 Std Only	
8	Pivot	71-68	MR-1903 Std Only	
QTY	VALVE	YEARS	PART NO.	DESCRIPTION
8	Exhaust	71-68	V-1772 Std Only	Chrome plated stem; 1.6240" Head Dia., 0.3422" Stem Dia., 4.6950" O.A.L.

(continued on next page)

GM Car (Incl. Buick, Cad., Chev., Olds., Pontiac)

**744 455 7.5L (7457cc) OHV V8 (16 Valve) (Oldsmobile), 4.125" Bore (GMC Eng.), 4 Bbl. "Eng. Code US"
(cont.) 1971-1968**

	QTY	VALVE (cont.)	YEARS	PART NO.	DESCRIPTION
VALVE TRAIN	8	Intake	71-68	V-1776 Std Only	Oldsmobile Toronado Base; 2.0630" Head Dia., 0.3427" Stem Dia., 4.7170" O.A.L.
	16	Guide	71-68	VG-5038 Std Only	0.3430" ID, 2.1200" O.A.L
	16	Guide, Bulk	71-68	VG-5038B Std Only	Carton of 50; 0.3430" ID, 2.1200" O.A.L
	16	Spring	71-68	VS-1618R Std Only	Incl. damper; 1.9940" Free Height
	8	Valve Stem Seal	71-68	ST-2001 Std Only	Loc. Exh.; Positive type; Installation requires valve guide machining; (RBBTF) Rubber/PTFE
	8	Valve Stem Seal	71-68	MV-1903 Std Only	Loc. Exh.; Use w/repair guide; Positive type; (RBB) Rubber
	8	Valve Stem Seal	71-68	ST-2001 Std Only	Loc. Int.; Positive type; Installation requires valve guide machining; (RBBTF) Rubber/PTFE
	8	Valve Stem Seal	71-68	MV-1819C Std Only	Loc. Int.; Umbrella type; (NYL) Nylon
	8	Valve Stem Seal	71-68	MV-1903 Std Only	Loc. Int.; Use w/repair guide; Positive type; (RBB) Rubber
	8	Valve Stem Seal Bulk	71-68	ST-2001BC Std Only	Loc. Exh.; Positive type; Installation requires valve guide machining; Carton of 100; (RBBTF) Rubber/PTFE
VALVE TRAIN	8	Valve Stem Seal Bulk	71-68	ST-2001BC Std Only	Loc. Int.; Positive type; Installation requires valve guide machining; Carton of 100; (RBBTF) Rubber/PTFE
	8	Valve Stem Seal Bulk	71-68	MV-1819 Std Only	Loc. Int.; Umbrella type; Carton of 50; (NYL) Nylon
	8	Seat	71-68	245-2125-2 Std Only	Loc. Int.; Use w/V-1775 & V-2304; 2.1305" OD, 1.8750" ID, 0.2480" Depth
	8	Seat	71-68	245-2250-1 Std Only	Loc. Int.; Use w/V-1776; Machine ID to fit; 2.2555" OD, 1.9375" ID, 0.1855" Depth
	32	Keeper	71-68	VK-115A Std Only	1 groove; Square cut key groove; Carton pack 24
	32	Keeper	71-68	VK-115 Std Only	1 groove; Square cut key groove; Carton pack 32
	32	Keeper	71-68	VK-115R Std Only	1 groove; Square cut key groove; Hardened
	32	Keeper, Bulk	71-68	VK-115B Std Only	1 groove; Square cut key groove; Carton of 1000
	16	Spring Insert	71-68	259-303C Std Only	.015"; ID .703"; Carton of 100
	16	Spring Insert	71-68	259-303B Std Only	.030"; ID .703"; Carton of 100
BLOCK	16	Spring Insert	71-68	259-303A Std Only	.060"; ID .703"; Carton of 100
	16	Spring Insert	71-68	259-303ARS Std Only	.060"; ID .703"; Carton of 500
	8	Cast Piston	71-68	369P Std-20-30-40-60	VINTAGE; High comp.; Cast; .9806" Pin Dia.; 2 Rings 5/64 Groove, 1 Ring 3/16 Groove, 1.725 CD, Recessed Head .120 deep x 2.940 dia. - 9.75:1 C.R.
	8	Cast Piston - Individual	71-68	W369P Std-20-30-40-60	VINTAGE; High comp.; Cast; .9806" Pin Dia.; 2 Rings 5/64 Groove, 1 Ring 3/16 Groove, 1.725 CD, Recessed Head .120 deep x 2.940 dia. - 9.75:1 C.R.
	8	POWERFORGED	70-68	L-2323F Std-30-40-60	High comp.; Powerforged; 0.9805" Pin Dia.; 2 Rings 5/64 Groove, 1 Ring 3/16 Groove, 1.735 CD, .142 dish; DUROSHIELD® skirt coated piston
	8	POWERFORGED Piston-Individual	71-68	WL-2390F 30 30	For use w/91 & lower octane pump fuels; Powerforged; 0.9805" Pin Dia.; 2 Rings 5/64 Groove, 1 Ring 3/16 Groove, 1.735 CD, Recessed Head .306 deep x 3.500 dia. DUROSHIELD® skirt coated piston.
	8	POWERFORGED Piston-Individual	70-68	WL-2323F Std-30-40-60	High comp.; Powerforged; 0.9805" Pin Dia.; 2 Rings 5/64 Groove, 1 Ring 3/16 Groove, 1.735 CD, .142 dish; DUROSHIELD® skirt coated piston
	1	Premium Set	71-68	E-243K Std-20-30-40-60	VINTAGE; 2-5/64, 1-3/16; Premium Moly
	1	Standard Set	71-68	E-243X Std-20-30-40-60	VINTAGE; 2-5/64, 1-3/16; Iron
	BLOCK	1	Main Set	71-68	4294M Std-10-20-30
1		Main Set	71-68	108M Std-10-20	Performance; Half grooved
1		Rod Set	71-68	8-3345P Std-10-20-30-40	
1		Rod Set	71-68	8-7040CH Std-10	Performance
8		Rod Pair	71-68	3345P Std-1-10-20-30-40	
1		Cam Set	71-68	1234M Std Only	VINTAGE; Babbitt material; Full round design
1		Oil Pump	71-68	224-41203	
1		Oil Pump	71-68	224-41203V	High Volume, check pan for clearance; Use w/224-11203V screen
1		Inter. Shaft	71-68	224-61203	
1		Screen Assy.	71-68	224-11203	Exc. Oldsmobile Toronado Base; 5/8" inlet tube
1	Screen Assy.	71-68	224-11203V	Exc. Oldsmobile Toronado Base; Bolt-on 3/4" tube; Use w/224-41203V pump	

(continued on next page)

GM Car (Incl. Buick, Cad., Chev., Olds., Pontiac)

455 7.5L (7457cc) OHV V8 (16 Valve) (Oldsmobile), 4.125" Bore (GMC Eng.), 4 Bbl. "Eng. Code US" 744
1971-1968 (cont.)

	QTY	OIL PUMP (cont.)	YEARS	PART NO.	DESCRIPTION
BLOCK	1	Screen Assy.	71-68	224-12203	Oldsmobile Toronado Base; Press-in tube
	1	GASKETS	71-68	260-1008	DESCRIPTION VINTAGE; Int. manifold gskt. not incl.; Premium valve stem seals incl.
	1	Valley Pan Gasket Set	71-68	260-4021	VINTAGE
	1	FREEZE PLUGS	71-68	381-8020	DESCRIPTION
	1	Brass Block Plug Kit	71-68	381-4020	1.500" Diameter, 0.375" Height
	1	Steel Block Plug Kit	71-68	381-9002	0.906" Diameter
	1	Brass Deep Cup Freeze Plug	71-68	381-3077	1.500" Diameter, 0.375" Height
	1	Steel Deep Cup Freeze Plug	71-68	381-3133	19/32" Diameter
1	Steel Deep Cup Freeze Plug	71-68	381-3054	2.094" Diameter	
1	Steel Deep Cup Freeze Plug	71-68	381-3131		

455 7.5L (7457cc) OHV V8 (16 Valve) (Oldsmobile), 4.125" Bore (GMC Eng.), 4 Bbl. "Eng. Code UT" 745
1971-1968

	QTY	TIMING	YEARS	PART NO.	DESCRIPTION
VALVE TRAIN	1	3 Piece Set	71-68	KT3-494SA5	VINTAGE; (1) 222-494; (1) 223-360; (1) 223-361
	1	Timing Chain	71-68	222-494	48 Links
	1	CAMSHAFT/LIFTER	71-68	CS-176R	DESCRIPTION Hi-Perf.; Pro-5000 Perf. Cam; 0.474" Exh. Valve Lift, 0.474" Int. Valve Lift, Hydraulic, (050) Duration at .050 Lobe Lift, 232 Exh., 232 Int., 113 Degrees Lobe Separation
	1	Prelube		55-403 Std Only	1.5 oz. packet
	1	Prelube		55-400 Std Only	4 oz. bottle; 1.5 oz. packet No. 55-403 also avail.
	16	Lifter	71-68	HT-951 Std Only	Hyd.
	16	Lifter, Bulk	71-68	HT-951B Std Only	Hyd.; Carton of 128
	16	PUSH ROD	71-68	RP-3228R Std Only	DESCRIPTION Chrome-Moly; 9.5500" O.A.L.
	16	Push Rod	71-68	RP-3197 Std Only	VINTAGE; 9.5460" O.A.L.
	16	Push Rod, Bulk	71-68	BRP-3197 Std Only	VINTAGE; Carton of 100; 9.5460" O.A.L.
	8	ROCKER PARTS	71-68	R-856 Std Only	DESCRIPTION VINTAGE; Incl. 2-arms & 1-pivot assy.
	8	Arm Assy.	71-68	R-856B Std Only	VINTAGE; Incl. 2-arms & 1-pivot assy.; Carton of 64
	8	Arm Assy., Bulk	71-68	R-856A Std Only	VINTAGE
	8	Arm	71-68	MR-1840 Std Only	
	8	Bridge	71-68	MR-1903 Std Only	
	8	Pivot	71-68		
	8	VALVE	71-68	V-1772 Std Only	DESCRIPTION Chrome plated stem; 1.6240" Head Dia., 0.3422" Stem Dia., 4.6950" O.A.L.
	8	Exhaust	71-68	V-1776 Std Only	Oldsmobile Toronado Base; 2.0630" Head Dia., 0.3427" Stem Dia., 4.7170" O.A.L.
	8	Intake	71-68		
	16	VALVE GUIDE	71-68	VG-5038 Std Only	DESCRIPTION 0.3430" ID, 2.1200" O.A.L.
16	Guide	71-68	VG-5038B Std Only	Carton of 50; 0.3430" ID, 2.1200" O.A.L.	
16	VALVE SPRING	71-68	VS-1618R Std Only	DESCRIPTION Incl. damper; 1.9940" Free Height	
8	VALVE SEAL	71-68	ST-2001 Std Only	DESCRIPTION Loc. Exh.; Positive type; Installation requires valve guide machining; (RBBTF) Rubber/PTFE	
8	Valve Stem Seal	71-68	MV-1903 Std Only	Loc. Exh.; Use w/repair guide; Positive type; (RBB) Rubber	
8	Valve Stem Seal	71-68	ST-2001 Std Only	Loc. Int.; Positive type; Installation requires valve guide machining; (RBBTF) Rubber/PTFE	
8	Valve Stem Seal	71-68	MV-1819C Std Only	Loc. Int.; Umbrella type; (NYL) Nylon	
8	Valve Stem Seal	71-68	MV-1903 Std Only	Loc. Int.; Use w/repair guide; Positive type; (RBB) Rubber	
8	Valve Stem Seal Bulk	71-68	ST-2001BC Std Only	Loc. Exh.; Positive type; Installation requires valve guide machining; Carton of 100; (RBBTF) Rubber/PTFE	
8	Valve Stem Seal Bulk	71-68	ST-2001BC Std Only	Loc. Int.; Positive type; Installation requires valve guide machining; Carton of 100; (RBBTF) Rubber/PTFE	
8	Valve Stem Seal Bulk	71-68	MV-1819 Std Only	Loc. Int.; Umbrella type; Carton of 50; (NYL) Nylon	
8	VALVE SEAT	71-68	245-2125-2 Std Only	DESCRIPTION Loc. Int.; Use w/V-1775 & V-2304; 2.1305" OD, 1.8750" ID, 0.2480" Depth	
8	Seat	71-68	245-2250-1 Std Only	Loc. Int.; Use w/V-1776; Machine ID to fit; 2.2555" OD, 1.9375" ID, 0.1855" Depth	
32	VALVE, MISC	71-68	VK-115A Std Only	DESCRIPTION 1 groove; Square cut key groove; Carton pack 24	
32	Keeper	71-68	VK-115 Std Only	1 groove; Square cut key groove; Carton pack 32	

(continued on next page)

GM Car (Incl. Buick, Cad., Chev., Olds., Pontiac)

745 455 7.5L (7457cc) OHV V8 (16 Valve) (Oldsmobile), 4.125" Bore (GMC Eng.), 4 Bbl. "Eng. Code UT"
(cont.) 1971-1968

QTY	VALVE, MISC (cont.)	YEARS	PART NO.	DESCRIPTION
32	Keeper	71-68	VK-115R Std Only	1 groove; Square cut key groove; Hardened
32	Keeper, Bulk	71-68	VK-115B Std Only	1 groove; Square cut key groove; Carton of 1000
16	Spring Insert	71-68	259-303C Std Only	.015"; ID .703"; Carton of 100
16	Spring Insert	71-68	259-303B Std Only	.030"; ID .703"; Carton of 100
16	Spring Insert	71-68	259-303A Std Only	.060"; ID .703"; Carton of 100
16	Spring Insert	71-68	259-303ARS Std Only	.060"; ID .703"; Carton of 500
QTY	PISTON	YEARS	PART NO.	DESCRIPTION
8	Cast Piston	71-68	369P Std-20-30-40-60	VINTAGE; High comp.; Cast; .9806" Pin Dia.; 2 Rings 5/64 Groove, 1 Ring 3/16 Groove, 1.725 CD, Recessed Head .120 deep x 2.940 dia. - 9.75:1 C.R.
8	Cast Piston - Individual	71-68	W369P Std-20-30-40-60	VINTAGE; High comp.; Cast; .9806" Pin Dia.; 2 Rings 5/64 Groove, 1 Ring 3/16 Groove, 1.725 CD, Recessed Head .120 deep x 2.940 dia. - 9.75:1 C.R.
8	POWERFORGED	70-68	L-2323F Std-30-40-60	High comp.; Powerforged; 0.9805" Pin Dia.; 2 Rings 5/64 Groove, 1 Ring 3/16 Groove, 1.735 CD, .142 dish; DUROSHIELD® skirt coated piston
8	POWERFORGED Piston-Individual	71-68	WL-2390F 30 30	For use w/91 & lower octane pump fuels; Powerforged; 0.9805" Pin Dia.; 2 Rings 5/64 Groove, 1 Ring 3/16 Groove, 1.735 CD, Recessed Head .306 deep x 3.500 dia. DUROSHIELD® skirt coated piston.
8	POWERFORGED Piston-Individual	70-68	WL-2323F Std-30-40-60	High comp.; Powerforged; 0.9805" Pin Dia.; 2 Rings 5/64 Groove, 1 Ring 3/16 Groove, 1.735 CD, .142 dish; DUROSHIELD® skirt coated piston
QTY	RINGS	YEARS	PART NO.	DESCRIPTION
1	Premium Set	71-68	E-243K Std-20-30-40-60	VINTAGE; 2-5/64, 1-3/16; Premium Moly
1	Standard Set	71-68	E-243X Std-20-30-40-60	VINTAGE; 2-5/64, 1-3/16; Iron
QTY	ENGINE BEARINGS	YEARS	PART NO.	DESCRIPTION
1	Main Set	71-68	4294M Std-10-20-30	
1	Main Set	71-68	108M Std-10-20	Performance; Half grooved
1	Rod Set	71-68	8-3345P Std-10-20-30-40	
1	Rod Set	71-68	8-7040CH Std-10	Performance
8	Rod Pair	71-68	3345P Std-1-10-20-30-40	
1	Cam Set	71-68	1234M Std Only	VINTAGE; Babbitt material; Full round design
QTY	OIL PUMP	YEARS	PART NO.	DESCRIPTION
1	Oil Pump	71-68	224-41203	
1	Oil Pump	71-68	224-41203V	High Volume, check pan for clearance; Use w/224-11203V screen
1	Inter. Shaft	71-68	224-61203	
1	Screen Assy.	71-68	224-11203	Exc. Oldsmobile Toronado Base; 5/8" inlet tube
1	Screen Assy.	71-68	224-11203V	Exc. Oldsmobile Toronado Base; Bolt-on 3/4" tube; Use w/224-41203V pump
1	Screen Assy.	71-68	224-12203	Oldsmobile Toronado Base; Press-in tube
QTY	GASKETS	YEARS	PART NO.	DESCRIPTION
1	Kit Gasket Set	71-68	260-1008	VINTAGE; Int. manifold gskt. not incl.; Premium valve stem seals incl.
1	Valley Pan Gasket Set	71-68	260-4021	VINTAGE
QTY	FREEZE PLUGS	YEARS	PART NO.	DESCRIPTION
1	Brass Block Plug Kit	71-68	381-8020	
1	Steel Block Plug Kit	71-68	381-4020	
1	Brass Deep Cup Freeze Plug	71-68	381-9002	1.500" Diameter, 0.375" Height
1	Steel Deep Cup Freeze Plug	71-68	381-3077	0.906" Diameter
1	Steel Deep Cup Freeze Plug	71-68	381-3133	1.500" Diameter, 0.375" Height
1	Steel Deep Cup Freeze Plug	71-68	381-3054	19/32" Diameter
1	Steel Deep Cup Freeze Plug	71-68	381-3131	2.094" Diameter

746 455 7.5L (7457cc) OHV V8 (16 Valve) (Oldsmobile), 4.125" Bore (GMC Eng.), 4 Bbl. "Eng. Code UV"
1970-1968

QTY	TIMING	YEARS	PART NO.	DESCRIPTION
1	3 Piece Set	70-68	KT3-494SA5	VINTAGE; (1) 222-494; (1) 223-360; (1) 223-361
1	Timing Chain	70-68	222-494	48 Links
QTY	CAMSHAFT/LIFTER	YEARS	PART NO.	DESCRIPTION
1	Performance Cam	70-68	CS-176R	Hi-Perf.; Pro-5000 Perf. Cam; 0.474" Exh. Valve Lift, 0.474" Int. Valve Lift, Hydraulic, (050) Duration at .050 Lobe Lift, 232 Exh., 232 Int., 113 Degrees Lobe Separation
1	Prelube		55-403 Std Only	1.5 oz. packet
1	Prelube		55-400 Std Only	4 oz. bottle; 1.5 oz. packet No. 55-403 also avail.
16	Lifter	70-68	HT-951 Std Only	Hyd.
16	Lifter, Bulk	70-68	HT-951B Std Only	Hyd.; Carton of 128

(continued on next page)

GM Car (Incl. Buick, Cad., Chev., Olds., Pontiac)

**455 7.5L (7457cc) OHV V8 (16 Valve) (Oldsmobile), 4.125" Bore (GMC Eng.), 4 Bbl. "Eng. Code UV" 746
1970-1968 (cont.)**

QTY	PUSH ROD	YEARS	PART NO.	DESCRIPTION
16	Push Rod	70-68	RP-3228R Std Only	Chrome-Moly; 9.5500" O.A.L.
16	Push Rod	70-68	RP-3197 Std Only	VINTAGE; 9.5460" O.A.L.
16	Push Rod, Bulk	70-68	BRP-3197 Std Only	VINTAGE; Carton of 100; 9.5460" O.A.L.
QTY	ROCKER PARTS	YEARS	PART NO.	DESCRIPTION
8	Arm Assy.	70-68	R-856 Std Only	VINTAGE; Incl. 2-arms & 1-pivot assy.
8	Arm Assy., Bulk	70-68	R-856B Std Only	VINTAGE; Incl. 2-arms & 1-pivot assy.; Carton of 64
8	Arm	70-68	R-856A Std Only	VINTAGE
8	Bridge	70-68	MR-1840 Std Only	
8	Pivot	70-68	MR-1903 Std Only	
QTY	VALVE	YEARS	PART NO.	DESCRIPTION
8	Exhaust	70-68	V-1772 Std Only	Chrome plated stem; 1.6240" Head Dia., 0.3422" Stem Dia., 4.6950" O.A.L.
8	Intake	70-68	V-1776 Std Only	Oldsmobile Toronado Base; 2.0630" Head Dia., 0.3427" Stem Dia., 4.7170" O.A.L.
QTY	VALVE GUIDE	YEARS	PART NO.	DESCRIPTION
16	Guide	70-68	VG-5038 Std Only	0.3430" ID, 2.1200" O.A.L
16	Guide, Bulk	70-68	VG-5038B Std Only	Carton of 50; 0.3430" ID, 2.1200" O.A.L
QTY	VALVE SPRING	YEARS	PART NO.	DESCRIPTION
16	Spring	70-68	VS-1618R Std Only	Incl. damper; 1.9940" Free Height
QTY	VALVE SEAL	YEARS	PART NO.	DESCRIPTION
8	Valve Stem Seal	70-68	ST-2001 Std Only	Loc. Exh.; Positive type; Installation requires valve guide machining; (RBBTF) Rubber/PTFE
8	Valve Stem Seal	70-68	MV-1903 Std Only	Loc. Exh.; Use w/repair guide; Positive type; (RBB) Rubber
8	Valve Stem Seal	70-68	ST-2001 Std Only	Loc. Int.; Positive type; Installation requires valve guide machining; (RBBTF) Rubber/PTFE
8	Valve Stem Seal	70-68	MV-1819C Std Only	Loc. Int.; Umbrella type; (NYL) Nylon
8	Valve Stem Seal	70-68	MV-1903 Std Only	Loc. Int.; Use w/repair guide; Positive type; (RBB) Rubber
8	Valve Stem Seal Bulk	70-68	ST-2001BC Std Only	Loc. Exh.; Positive type; Installation requires valve guide machining; Carton of 100; (RBBTF) Rubber/PTFE
8	Valve Stem Seal Bulk	70-68	ST-2001BC Std Only	Loc. Int.; Positive type; Installation requires valve guide machining; Carton of 100; (RBBTF) Rubber/PTFE
8	Valve Stem Seal Bulk	70-68	MV-1819 Std Only	Loc. Int.; Umbrella type; Carton of 50; (NYL) Nylon
QTY	VALVE SEAT	YEARS	PART NO.	DESCRIPTION
8	Seat	70-68	245-2125-2 Std Only	Loc. Int.; Use w/V-1775 & V-2304; 2.1305" OD, 1.8750" ID, 0.2480" Depth
8	Seat	70-68	245-2250-1 Std Only	Loc. Int.; Use w/V-1776; Machine ID to fit; 2.2555" OD, 1.9375" ID, 0.1855" Depth
QTY	VALVE, MISC	YEARS	PART NO.	DESCRIPTION
32	Keeper	70-68	VK-115A Std Only	1 groove; Square cut key groove; Carton pack 24
32	Keeper	70-68	VK-115 Std Only	1 groove; Square cut key groove; Carton pack 32
32	Keeper	70-68	VK-115R Std Only	1 groove; Square cut key groove; Hardened
32	Keeper, Bulk	70-68	VK-115B Std Only	1 groove; Square cut key groove; Carton of 1000
16	Spring Insert	70-68	259-303C Std Only	.015"; ID .703"; Carton of 100
16	Spring Insert	70-68	259-303B Std Only	.030"; ID .703"; Carton of 100
16	Spring Insert	70-68	259-303A Std Only	.060"; ID .703"; Carton of 100
16	Spring Insert	70-68	259-303ARS Std Only	.060"; ID .703"; Carton of 500
QTY	PISTON	YEARS	PART NO.	DESCRIPTION
8	Cast Piston	70-68	369P Std-20-30-40-60	VINTAGE; High comp.; Cast; .9806" Pin Dia.; 2 Rings 5/64 Groove, 1 Ring 3/16 Groove, 1.725 CD, Recessed Head .120 deep x 2.940 dia. - 9.75:1 C.R.
8	Cast Piston - Individual	70-68	W369P Std-20-30-40-60	VINTAGE; High comp.; Cast; .9806" Pin Dia.; 2 Rings 5/64 Groove, 1 Ring 3/16 Groove, 1.725 CD, Recessed Head .120 deep x 2.940 dia. - 9.75:1 C.R.
8	POWERFORGED	70-68	L-2323F Std-30-40-60	High comp.; Powerforged; 0.9805" Pin Dia.; 2 Rings 5/64 Groove, 1 Ring 3/16 Groove, 1.735 CD, .142 dish; DUROSHIELD® skirt coated piston
8	POWERFORGED Piston-Individual	70-68	WL-2390F 30 30	For use w/91 & lower octane pump fuels; Powerforged; 0.9805" Pin Dia.; 2 Rings 5/64 Groove, 1 Ring 3/16 Groove, 1.735 CD, Recessed Head .306 deep x 3.500 dia. DUROSHIELD® skirt coated piston.
8	POWERFORGED Piston-Individual	70-68	WL-2323F Std-30-40-60	High comp.; Powerforged; 0.9805" Pin Dia.; 2 Rings 5/64 Groove, 1 Ring 3/16 Groove, 1.735 CD, .142 dish; DUROSHIELD® skirt coated piston
QTY	RINGS	YEARS	PART NO.	DESCRIPTION
1	Premium Set	70-68	E-243K Std-20-30-40-60	VINTAGE; 2-5/64, 1-3/16; Premium Moly
1	Standard Set	70-68	E-243X Std-20-30-40-60	VINTAGE; 2-5/64, 1-3/16; Iron
QTY	ENGINE BEARINGS	YEARS	PART NO.	DESCRIPTION
1	Main Set	70-68	4294M Std-10-20-30	
1	Main Set	70-68	108M Std-10-20	Performance; Half grooved

(continued on next page)

GM Car (Incl. Buick, Cad., Chev., Olds., Pontiac)

746 455 7.5L (7457cc) OHV V8 (16 Valve) (Oldsmobile), 4.125" Bore (GMC Eng.), 4 Bbl. "Eng. Code UV"
(cont.) 1970-1968

BLOCK	QTY	ENGINE BEARINGS (cont.)	YEARS	PART NO.	DESCRIPTION	BLOCK
	1	Rod Set	70-68	8-3345P Std-10-20-30-40		
	1	Rod Set	70-68	8-7040CH Std-10	Performance	
	8	Rod Pair	70-68	3345P Std-1-10-20-30-40		
	1	Cam Set	70-68	1234M Std Only	VINTAGE; Babbitt material; Full round design	
	QTY	OIL PUMP	YEARS	PART NO.	DESCRIPTION	
	1	Oil Pump	70-68	224-41203		
	1	Oil Pump	70-68	224-41203V	High Volume, check pan for clearance; Use w/224-11203V screen	
	1	Inter. Shaft	70-68	224-61203		
	1	Screen Assy.	70-68	224-11203	Exc. Oldsmobile Toronado Base; 5/8" inlet tube	
	1	Screen Assy.	70-68	224-11203V	Exc. Oldsmobile Toronado Base; Bolt-on 3/4" tube; Use w/224-41203V pump	
	1	Screen Assy.	70-68	224-12203	Oldsmobile Toronado Base; Press-in tube	
	QTY	GASKETS	YEARS	PART NO.	DESCRIPTION	
	1	Kit Gasket Set	70-68	260-1008	VINTAGE; Int. manifold gskt. not incl.; Premium valve stem seals incl.	
	1	Valley Pan Gasket Set	70-68	260-4021	VINTAGE	
	QTY	FREEZE PLUGS	YEARS	PART NO.	DESCRIPTION	
	1	Brass Block Plug Kit	70-68	381-8020		
	1	Steel Block Plug Kit	70-68	381-4020		
	1	Brass Deep Cup Freeze Plug	70-68	381-9002	1.500" Diameter, 0.375" Height	
	1	Steel Deep Cup Freeze Plug	70-68	381-3077	0.906" Diameter	
	1	Steel Deep Cup Freeze Plug	70-68	381-3133	1.500" Diameter, 0.375" Height	
	1	Steel Deep Cup Freeze Plug	70-68	381-3054	19/32" Diameter	
	1	Steel Deep Cup Freeze Plug	70-68	381-3131	2.094" Diameter	

747 455 7.5L (7457cc) OHV V8 (16 Valve) (Oldsmobile), 4.125" Bore (GMC Eng.), 4 Bbl. "Eng. Code UW"
1970-1968

VALVE TRAIN	QTY	TIMING	YEARS	PART NO.	DESCRIPTION	VALVE TRAIN
	1	3 Piece Set	70-68	KT3-494SA5	VINTAGE; (1) 222-494; (1) 223-360; (1) 223-361	
	1	Timing Chain	70-68	222-494	48 Links	
	QTY	CAMSHAFT/LIFTER	YEARS	PART NO.	DESCRIPTION	
	1	Performance Cam	70-68	CS-176R	Hi-Perf.; Pro-5000 Perf. Cam; 0.474" Exh. Valve Lift, 0.474" Int. Valve Lift, Hydraulic, (050) Duration at .050 Lobe Lift, 232 Exh., 232 Int., 113 Degrees Lobe Separation	
	1	Prelube		55-403 Std Only	1.5 oz. packet	
	1	Prelube		55-400 Std Only	4 oz. bottle; 1.5 oz. packet No. 55-403 also avail.	
	16	Lifter	70-68	HT-951 Std Only	Hyd.	
	16	Lifter, Bulk	70-68	HT-951B Std Only	Hyd.; Carton of 128	
	QTY	PUSH ROD	YEARS	PART NO.	DESCRIPTION	
	16	Push Rod	70-68	RP-3228R Std Only	Chrome-Moly; 9.5500" O.A.L.	
	16	Push Rod	70-68	RP-3197 Std Only	VINTAGE; 9.5460" O.A.L.	
	16	Push Rod, Bulk	70-68	BRP-3197 Std Only	VINTAGE; Carton of 100; 9.5460" O.A.L.	
	QTY	ROCKER PARTS	YEARS	PART NO.	DESCRIPTION	
	8	Arm Assy.	70-68	R-856 Std Only	VINTAGE; Incl. 2-arms & 1-pivot assy.	
	8	Arm Assy., Bulk	70-68	R-856B Std Only	VINTAGE; Incl. 2-arms & 1-pivot assy.; Carton of 64	
	8	Arm	70-68	R-856A Std Only	VINTAGE	
	8	Bridge	70-68	MR-1840 Std Only		
	8	Pivot	70-68	MR-1903 Std Only		
	QTY	VALVE	YEARS	PART NO.	DESCRIPTION	
	8	Exhaust	70-68	V-1772 Std Only	Chrome plated stem; 1.6240" Head Dia., 0.3422" Stem Dia., 4.6950" O.A.L.	
	8	Intake	70-68	V-1776 Std Only	Oldsmobile Toronado Base; 2.0630" Head Dia., 0.3427" Stem Dia., 4.7170" O.A.L.	
	QTY	VALVE GUIDE	YEARS	PART NO.	DESCRIPTION	
	16	Guide	70-68	VG-5038 Std Only	0.3430" ID, 2.1200" O.A.L	
	16	Guide, Bulk	70-68	VG-5038B Std Only	Carton of 50; 0.3430" ID, 2.1200" O.A.L	
	QTY	VALVE SPRING	YEARS	PART NO.	DESCRIPTION	
	16	Spring	70-68	VS-1618R Std Only	Incl. damper; 1.9940" Free Height	
	QTY	VALVE SEAL	YEARS	PART NO.	DESCRIPTION	
	8	Valve Stem Seal	70-68	ST-2001 Std Only	Loc. Exh.; Positive type; Installation requires valve guide machining; (RBBTF) Rubber/PTFE	
	8	Valve Stem Seal	70-68	MV-1903 Std Only	Loc. Exh.; Use w/repair guide; Positive type; (RBB) Rubber	
	8	Valve Stem Seal	70-68	ST-2001 Std Only	Loc. Int.; Positive type; Installation requires valve guide machining; (RBBTF) Rubber/PTFE	
	8	Valve Stem Seal	70-68	MV-1819C Std Only	Loc. Int.; Umbrella type; (NYL) Nylon	
	8	Valve Stem Seal	70-68	MV-1903 Std Only	Loc. Int.; Use w/repair guide; Positive type; (RBB) Rubber	

(continued on next page)

GM Car (Incl. Buick, Cad., Chev., Olds., Pontiac)

**455 7.5L (7457cc) OHV V8 (16 Valve) (Oldsmobile), 4.125" Bore (GMC Eng.), 4 Bbl. "Eng. Code UW" 747
1970-1968 (cont.)**

VALVE TRAIN	QTY	VALVE SEAL (cont.)	YEARS	PART NO.	DESCRIPTION	VALVE TRAIN
	8	Valve Stem Seal Bulk	70-68	ST-2001BC Std Only	Loc. Exh.; Positive type; Installation requires valve guide machining; Carton of 100; (RBBTF) Rubber/PTFE	
	8	Valve Stem Seal Bulk	70-68	ST-2001BC Std Only	Loc. Int.; Positive type; Installation requires valve guide machining; Carton of 100; (RBBTF) Rubber/PTFE	
	8	Valve Stem Seal Bulk	70-68	MV-1819 Std Only	Loc. Int.; Umbrella type; Carton of 50; (NYL) Nylon	
	QTY	VALVE SEAT	YEARS	PART NO.	DESCRIPTION	
	8	Seat	70-68	245-2125-2 Std Only	Loc. Int.; Use w/V-1775 & V-2304; 2.1305" OD, 1.8750" ID, 0.2480" Depth	
	8	Seat	70-68	245-2250-1 Std Only	Loc. Int.; Use w/V-1776; Machine ID to fit; 2.2555" OD, 1.9375" ID, 0.1855" Depth	
	QTY	VALVE, MISC	YEARS	PART NO.	DESCRIPTION	
	32	Keeper	70-68	VK-115A Std Only	1 groove; Square cut key groove; Carton pack 24	
	32	Keeper	70-68	VK-115 Std Only	1 groove; Square cut key groove; Carton pack 32	
	32	Keeper	70-68	VK-115R Std Only	1 groove; Square cut key groove; Hardened	
	32	Keeper, Bulk	70-68	VK-115B Std Only	1 groove; Square cut key groove; Carton of 1000	
	16	Spring Insert	70-68	259-303C Std Only	.015"; ID .703"; Carton of 100	
	16	Spring Insert	70-68	259-303B Std Only	.030"; ID .703"; Carton of 100	
	16	Spring Insert	70-68	259-303A Std Only	.060"; ID .703"; Carton of 100	
	16	Spring Insert	70-68	259-303ARS Std Only	.060"; ID .703"; Carton of 500	
	QTY	PISTON	YEARS	PART NO.	DESCRIPTION	
	8	Cast Piston	70-68	369P Std-20-30-40-60	VINTAGE; High comp.; Cast; .9806" Pin Dia.; 2 Rings 5/64 Groove, 1 Ring 3/16 Groove, 1.725 CD, Recessed Head .120 deep x 2.940 dia. - 9.75:1 C.R.	
	8	Cast Piston - Individual	70-68	W369P Std-20-30-40-60	VINTAGE; High comp.; Cast; .9806" Pin Dia.; 2 Rings 5/64 Groove, 1 Ring 3/16 Groove, 1.725 CD, Recessed Head .120 deep x 2.940 dia. - 9.75:1 C.R.	
	8	POWERFORGED	70-68	L-2323F Std-30-40-60	High comp.; Powerforged; 0.9805" Pin Dia.; 2 Rings 5/64 Groove, 1 Ring 3/16 Groove, 1.735 CD, .142 dish; DUROSHIELD® skirt coated piston	
	8	POWERFORGED Piston-Individual	70-68	WL-2390F 30 30	For use w/91 & lower octane pump fuels; Powerforged; 0.9805" Pin Dia.; 2 Rings 5/64 Groove, 1.735 CD, Recessed Head .306 deep x 3.500 dia. DUROSHIELD® skirt coated piston.	
	8	POWERFORGED Piston-Individual	70-68	WL-2323F Std-30-40-60	High comp.; Powerforged; 0.9805" Pin Dia.; 2 Rings 5/64 Groove, 1 Ring 3/16 Groove, 1.735 CD, .142 dish; DUROSHIELD® skirt coated piston	
	QTY	RINGS	YEARS	PART NO.	DESCRIPTION	
	1	Premium Set	70-68	E-243K Std-20-30-40-60	VINTAGE; 2-5/64, 1-3/16; Premium Moly	
	1	Standard Set	70-68	E-243X Std-20-30-40-60	VINTAGE; 2-5/64, 1-3/16; Iron	
	QTY	ENGINE BEARINGS	YEARS	PART NO.	DESCRIPTION	
	1	Main Set	70-68	4294M Std-10-20-30		
	1	Main Set	70-68	108M Std-10-20	Performance; Half grooved	
	1	Rod Set	70-68	8-3345P Std-10-20-30-40		
	1	Rod Set	70-68	8-7040CH Std-10	Performance	
	8	Rod Pair	70-68	3345P Std-1-10-20-30-40		
	1	Cam Set	70-68	1234M Std Only	VINTAGE; Babbitt material; Full round design	
	QTY	OIL PUMP	YEARS	PART NO.	DESCRIPTION	
	1	Oil Pump	70-68	224-41203		
	1	Oil Pump	70-68	224-41203V	High Volume, check pan for clearance; Use w/224-11203V screen	
	1	Inter. Shaft	70-68	224-61203		
	1	Screen Assy.	70-68	224-11203	Exc. Oldsmobile Toronado Base; 5/8" inlet tube	
	1	Screen Assy.	70-68	224-11203V	Exc. Oldsmobile Toronado Base; Bolt-on 3/4" tube; Use w/224-41203V pump	
	1	Screen Assy.	70-68	224-12203	Oldsmobile Toronado Base; Press-in tube	
	QTY	GASKETS	YEARS	PART NO.	DESCRIPTION	
	1	Kit Gasket Set	70-68	260-1008	VINTAGE; Int. manifold gskt. not incl.; Premium valve stem seals incl.	
	1	Valley Pan Gasket Set	70-68	260-4021	VINTAGE	
	QTY	FREEZE PLUGS	YEARS	PART NO.	DESCRIPTION	
	1	Brass Block Plug Kit	70-68	381-8020		
	1	Steel Block Plug Kit	70-68	381-4020		
	1	Brass Deep Cup Freeze Plug	70-68	381-9002	1.500" Diameter, 0.375" Height	
	1	Steel Deep Cup Freeze Plug	70-68	381-3077	0.906" Diameter	
	1	Steel Deep Cup Freeze Plug	70-68	381-3133	1.500" Diameter, 0.375" Height	
	1	Steel Deep Cup Freeze Plug	70-68	381-3054	19/32" Diameter	
	1	Steel Deep Cup Freeze Plug	70-68	381-3131	2.094" Diameter	

GM Car (Incl. Buick, Cad., Chev., Olds., Pontiac)

748 455 7.5L (7457cc) OHV V8 (16 Valve) (Oldsmobile), 4.125" Bore (GMC Eng.), 4 Bbl. "Eng. Code UX" 1969-1968

QTY	TIMING	YEARS	PART NO.	DESCRIPTION
1	3 Piece Set	69-68	KT3-494SA5	VINTAGE; (1) 222-494; (1) 223-360; (1) 223-361
1	Timing Chain	69-68	222-494	48 Links
QTY	CAMSHAFT/LIFTER	YEARS	PART NO.	DESCRIPTION
1	Performance Cam	69-68	CS-176R	Hi-Perf.; Pro-5000 Perf. Cam; 0.474" Exh. Valve Lift, 0.474" Int. Valve Lift, Hydraulic, (050) Duration at .050 Lobe Lift, 232 Exh., 232 Int., 113 Degrees Lobe Separation
1	Prelube		55-403 Std Only	1.5 oz. packet
1	Prelube		55-400 Std Only	4 oz. bottle; 1.5 oz. packet No. 55-403 also avail.
16	Lifter	69-68	HT-951 Std Only	Hyd.
16	Lifter, Bulk	69-68	HT-951B Std Only	Hyd.; Carton of 128
QTY	PUSH ROD	YEARS	PART NO.	DESCRIPTION
16	Push Rod	69-68	RP-3228R Std Only	Chrome-Moly; 9.5500" O.A.L.
16	Push Rod	69-68	RP-3197 Std Only	VINTAGE; 9.5460" O.A.L.
16	Push Rod, Bulk	69-68	BRP-3197 Std Only	VINTAGE; Carton of 100; 9.5460" O.A.L.
QTY	ROCKER PARTS	YEARS	PART NO.	DESCRIPTION
8	Arm Assy.	69-68	R-856 Std Only	VINTAGE; Incl. 2-arms & 1-pivot assy.
8	Arm Assy., Bulk	69-68	R-856B Std Only	VINTAGE; Incl. 2-arms & 1-pivot assy.; Carton of 64
8	Arm	69-68	R-856A Std Only	VINTAGE
8	Bridge	69-68	MR-1840 Std Only	
8	Pivot	69-68	MR-1903 Std Only	
QTY	VALVE	YEARS	PART NO.	DESCRIPTION
8	Exhaust	69-68	V-1772 Std Only	Chrome plated stem; 1.6240" Head Dia., 0.3422" Stem Dia., 4.6950" O.A.L.
8	Intake	69-68	V-1776 Std Only	Oldsmobile Toronado Base; 2.0630" Head Dia., 0.3427" Stem Dia., 4.7170" O.A.L.
QTY	VALVE GUIDE	YEARS	PART NO.	DESCRIPTION
16	Guide	69-68	VG-5038 Std Only	0.3430" ID, 2.1200" O.A.L
16	Guide, Bulk	69-68	VG-5038B Std Only	Carton of 50; 0.3430" ID, 2.1200" O.A.L
QTY	VALVE SPRING	YEARS	PART NO.	DESCRIPTION
16	Spring	69-68	VS-1618R Std Only	Incl. damper; 1.9940" Free Height
QTY	VALVE SEAL	YEARS	PART NO.	DESCRIPTION
8	Valve Stem Seal	69-68	ST-2001 Std Only	Loc. Exh.; Positive type; Installation requires valve guide machining; (RBBTF) Rubber/PTFE
8	Valve Stem Seal	69-68	MV-1903 Std Only	Loc. Exh.; Use w/repair guide; Positive type; (RBB) Rubber
8	Valve Stem Seal	69-68	ST-2001 Std Only	Loc. Int.; Positive type; Installation requires valve guide machining; (RBBTF) Rubber/PTFE
8	Valve Stem Seal	69-68	MV-1819C Std Only	Loc. Int.; Umbrella type; (NYL) Nylon
8	Valve Stem Seal	69-68	MV-1903 Std Only	Loc. Int.; Use w/repair guide; Positive type; (RBB) Rubber
8	Valve Stem Seal Bulk	69-68	ST-2001BC Std Only	Loc. Exh.; Positive type; Installation requires valve guide machining; Carton of 100; (RBBTF) Rubber/PTFE
8	Valve Stem Seal Bulk	69-68	ST-2001BC Std Only	Loc. Int.; Positive type; Installation requires valve guide machining; Carton of 100; (RBBTF) Rubber/PTFE
8	Valve Stem Seal Bulk	69-68	MV-1819 Std Only	Loc. Int.; Umbrella type; Carton of 50; (NYL) Nylon
QTY	VALVE SEAT	YEARS	PART NO.	DESCRIPTION
8	Seat	69-68	245-2125-2 Std Only	Loc. Int.; Use w/V-1775 & V-2304; 2.1305" OD, 1.8750" ID, 0.2480" Depth
8	Seat	69-68	245-2250-1 Std Only	Loc. Int.; Use w/V-1776; Machine ID to fit; 2.2555" OD, 1.9375" ID, 0.1855" Depth
QTY	VALVE, MISC	YEARS	PART NO.	DESCRIPTION
32	Keeper	69-68	VK-115A Std Only	1 groove; Square cut key groove; Carton pack 24
32	Keeper	69-68	VK-115 Std Only	1 groove; Square cut key groove; Carton pack 32
32	Keeper	69-68	VK-115R Std Only	1 groove; Square cut key groove; Hardened
32	Keeper, Bulk	69-68	VK-115B Std Only	1 groove; Square cut key groove; Carton of 1000
16	Spring Insert	69-68	259-303C Std Only	.015"; ID .703"; Carton of 100
16	Spring Insert	69-68	259-303B Std Only	.030"; ID .703"; Carton of 100
16	Spring Insert	69-68	259-303A Std Only	.060"; ID .703"; Carton of 100
16	Spring Insert	69-68	259-303ARS Std Only	.060"; ID .703"; Carton of 500
QTY	PISTON	YEARS	PART NO.	DESCRIPTION
8	Cast Piston	69-68	369P Std-20-30-40-60	VINTAGE; High comp.; Cast; .9806" Pin Dia.; 2 Rings 5/64 Groove, 1 Ring 3/16 Groove, 1.725 CD, Recessed Head .120 deep x 2.940 dia. - 9.75:1 C.R.
8	Cast Piston - Individual	69-68	W369P Std-20-30-40-60	VINTAGE; High comp.; Cast; .9806" Pin Dia.; 2 Rings 5/64 Groove, 1 Ring 3/16 Groove, 1.725 CD, Recessed Head .120 deep x 2.940 dia. - 9.75:1 C.R.
8	POWERFORGED	69-68	L-2323F Std-30-40-60	High comp.; Powerforged; 0.9805" Pin Dia.; 2 Rings 5/64 Groove, 1 Ring 3/16 Groove, 1.735 CD, .142 dish; DUROSHIELD® skirt coated piston

VALVE TRAIN

VALVE TRAIN

BLOCK

BLOCK

(continued on next page)

GM Car (Incl. Buick, Cad., Chev., Olds., Pontiac)

**455 7.5L (7457cc) OHV V8 (16 Valve) (Oldsmobile), 4.125" Bore (GMC Eng.), 4 Bbl. "Eng. Code UX" 748
1969-1968 (cont.)**

QTY	PISTON (cont.)	YEARS	PART NO.	DESCRIPTION
8	POWERFORGED Piston-Individual	69-68	WL-2390F 30 30	For use w/91 & lower octane pump fuels; Powerforged; 0.9805" Pin Dia.; 2 Rings 5/64 Groove, 1 Ring 3/16 Groove, 1.735 CD, Recessed Head .306 deep x 3.500 dia. DUROSHIELD® skirt coated piston.
8	POWERFORGED Piston-Individual	69-68	WL-2323F Std-30-40-60	High comp.; Powerforged; 0.9805" Pin Dia.; 2 Rings 5/64 Groove, 1 Ring 3/16 Groove, 1.735 CD, .142 dish; DUROSHIELD® skirt coated piston
QTY	RINGS	YEARS	PART NO.	DESCRIPTION
1	Premium Set	69-68	E-243K Std-20-30-40-60	VINTAGE; 2-5/64, 1-3/16; Premium Moly
1	Standard Set	69-68	E-243X Std-20-30-40-60	VINTAGE; 2-5/64, 1-3/16; Iron
QTY	ENGINE BEARINGS	YEARS	PART NO.	DESCRIPTION
1	Main Set	69-68	4294M Std-10-20-30	Performance; Half grooved
1	Main Set	69-68	108M Std-10-20	
1	Rod Set	69-68	8-3345P Std-10-20-30-40	Performance
1	Rod Set	69-68	8-7040CH Std-10	
8	Rod Pair	69-68	3345P Std-1-10-20-30-40	VINTAGE; Babbitt material; Full round design
1	Cam Set	69-68	1234M Std Only	
QTY	OIL PUMP	YEARS	PART NO.	DESCRIPTION
1	Oil Pump	69-68	224-41203	High Volume, check pan for clearance; Use w/224-11203V screen
1	Oil Pump	69-68	224-41203V	
1	Inter. Shaft	69-68	224-61203	Exc. Oldsmobile Toronado Base; 5/8" inlet tube
1	Screen Assy.	69-68	224-11203	
1	Screen Assy.	69-68	224-11203V	Exc. Oldsmobile Toronado Base; Bolt-on 3/4" tube; Use w/224-41203V pump
1	Screen Assy.	69-68	224-12203	Oldsmobile Toronado Base; Press-in tube
QTY	GASKETS	YEARS	PART NO.	DESCRIPTION
1	Kit Gasket Set	69-68	260-1008	VINTAGE; Int. manifold gskt. not incl.; Premium valve stem seals incl.
1	Valley Pan Gasket Set	69-68	260-4021	VINTAGE
QTY	FREEZE PLUGS	YEARS	PART NO.	DESCRIPTION
1	Brass Block Plug Kit	69-68	381-8020	1.500" Diameter, 0.375" Height
1	Steel Block Plug Kit	69-68	381-4020	
1	Brass Deep Cup Freeze Plug	69-68	381-9002	0.906" Diameter
1	Steel Deep Cup Freeze Plug	69-68	381-3077	
1	Steel Deep Cup Freeze Plug	69-68	381-3133	1.500" Diameter, 0.375" Height
1	Steel Deep Cup Freeze Plug	69-68	381-3054	
1	Steel Deep Cup Freeze Plug	69-68	381-3131	2.094" Diameter

472 7.7L (7735cc) OHV V8 (16 Valve) (Cadillac), 4.3" Bore (GMC Eng.), 4 Bbl. "VIN 0" 1970 749

QTY	TIMING	YEARS	PART NO.	DESCRIPTION
1	3 Piece Set	70	KT3-498SA1	(1) 222-498; (1) 223-404; (1) 223-405
1	Timing Chain	70	222-498	48 Links
1	Cam Sprocket	70	223-404	36 Teeth
QTY	CAMSHAFT/LIFTER	YEARS	PART NO.	DESCRIPTION
16	Lifter	70	HT-969 Std Only	Hyd.; w/.440" wide oil groove
16	Lifter, Bulk	70	HT-969B Std Only	Hyd.; Carton of 128
QTY	PUSH ROD	YEARS	PART NO.	DESCRIPTION
16	Push Rod	70	RP-3178 Std Only	10.1980" O.A.L.
QTY	VALVE	YEARS	PART NO.	DESCRIPTION
8	Exhaust	70	V-1801 Std Only	VINTAGE; Chrome plated stem; 1.6250" Head Dia., 0.3427" Stem Dia., 5.2500" O.A.L.
8	Intake	70	V-1802 Std Only	VINTAGE; 2.0000" Head Dia., 0.3420" Stem Dia., 5.2330" O.A.L.
QTY	VALVE GUIDE	YEARS	PART NO.	DESCRIPTION
16	Guide	70	VG-5034 Std Only	Cut to fit; 0.3430" ID, 2.5000" O.A.L
QTY	VALVE SPRING	YEARS	PART NO.	DESCRIPTION
16	Spring	70	VS-485 Std Only	2.2500" Free Height
QTY	VALVE SEAL	YEARS	PART NO.	DESCRIPTION
16	Valve Stem Seal	70	ST-2092 Std Only	Positive type, Metal Clad; (RBB) Rubber
16	Valve Stem Seal	70	ST-2003 Std Only	
16	Valve Stem Seal Bulk	70	ST-2003BC Std Only	Positive type; Installation requires valve guide machining; (RBB) Rubber
16	Valve Stem Seal Bulk	70	ST-2003BC Std Only	Positive type; Installation requires valve guide machining; Carton of 100; (RBB) Rubber
QTY	VALVE SEAT	YEARS	PART NO.	DESCRIPTION
8	Seat	70	245-1750-2 Std Only	Loc. Exh.; 1.7550" OD, 1.5000" ID, 0.2160" Depth

(continued on next page)

GM Car (Incl. Buick, Cad., Chev., Olds., Pontiac)

749 472 7.7L (7735cc) OHV V8 (16 Valve) (Cadillac), 4.3" Bore (GMC Eng.), 4 Bbl. "VIN 0" 1970
(cont.)

QTY	VALVE SEAT (cont.)	YEARS	PART NO.	DESCRIPTION
8	Seat	70	245-1750-2N Std Only	Loc. Exh.; Premium Material; 1.7550" OD, 1.5000" ID, 0.2160" Depth
8	Seat	70	245-2125-2 Std Only	Loc. Int.; 2.1305" OD, 1.8750" ID, 0.2480" Depth
QTY	VALVE, MISC	YEARS	PART NO.	DESCRIPTION
32	Keeper	70	VK-115A Std Only	1 groove; Square cut key groove; Carton pack 24
32	Keeper	70	VK-115 Std Only	1 groove; Square cut key groove; Carton pack 32
32	Keeper	70	VK-115R Std Only	1 groove; Square cut key groove; Hardened
32	Keeper, Bulk	70	VK-115B Std Only	1 groove; Square cut key groove; Carton of 1000
16	Spring Insert	70	259-203C Std Only	.015"; Carton of 100
16	Spring Insert	70	259-203B Std Only	.030"; Carton of 100
16	Spring Insert	70	259-203BRS Std Only	.030"; Carton of 500
16	Spring Insert	70	259-203A Std Only	.060"; Carton of 100
16	Spring Insert	70	259-203ARS Std Only	.060"; Carton of 500
QTY	PISTON	YEARS	PART NO.	DESCRIPTION
8	Cast Piston	70	351NP Std-30-40	VINTAGE; Cast; .9997" Pin Dia.; 2 Rings 5/64 Groove, 1 Ring 3/16 Groove, 2.010 CD, Recessed Head .380 deep - 8.5:1 C.R.
8	Cast Piston - Individual	70	W351NP Std-30-40	VINTAGE; Use w/WE-290X ring set; Cast; .9997" Pin Dia.; 2 Rings 5/64 Groove, 1 Ring 3/16 Groove, 2.010 CD, Recessed Head .380 deep - 8.5:1 C.R.
QTY	RINGS	YEARS	PART NO.	DESCRIPTION
1	Premium Set	70	E-290K Std-20-30-40	VINTAGE; 2-5/64, 1-3/16; Premium Moly
1	Standard Set	70	E-290X Std-30	VINTAGE; 2-5/64, 1-3/16; Iron
QTY	ENGINE BEARINGS	YEARS	PART NO.	DESCRIPTION
1	Main Set	70	4906MA Std-10-20-30	A-Series aluminum bearings
1	Rod Set	70	8-3345P Std-10-20-30-40	
8	Rod Pair	70	3345P Std-1-10-20-30-40	
1	Cam Set	70	1216M Std Only	
QTY	OIL PUMP	YEARS	PART NO.	DESCRIPTION
1	Oil Pump	70	224-43473	VINTAGE
1	Pump Repair Kit	70	224-5128	
QTY	GASKETS	YEARS	PART NO.	DESCRIPTION
1	Kit Gasket Set	70	260-1769	VINTAGE; Int. manifold gskt. not incl.; Premium valve stem seals incl.
QTY	FREEZE PLUGS	YEARS	PART NO.	DESCRIPTION
1	Brass Block Plug Kit	70	381-8004	
1	Brass Deep Cup Freeze Plug	70	381-9031	1.750" Diameter
1	Steel Deep Cup Freeze Plug	70	381-3054	19/32" Diameter
1	Steel Shallow Cup Freeze Plug	70	381-2066	2.000" Diameter

750 472 7.7L (7735cc) OHV V8 (16 Valve) (Cadillac), 4.3" Bore (GMC Eng.), 4 Bbl. "VIN 1" 1971

QTY	TIMING	YEARS	PART NO.	DESCRIPTION
1	3 Piece Set	71	KT3-498SA1	(1) 222-498; (1) 223-404; (1) 223-405
1	Timing Chain	71	222-498	48 Links
1	Cam Sprocket	71	223-404	36 Teeth
QTY	CAMSHAFT/LIFTER	YEARS	PART NO.	DESCRIPTION
16	Lifter	71	HT-969 Std Only	Hyd.; w/.440" wide oil groove
16	Lifter, Bulk	71	HT-969B Std Only	Hyd.; Carton of 128
QTY	PUSH ROD	YEARS	PART NO.	DESCRIPTION
16	Push Rod	71	RP-3178 Std Only	10.1980" O.A.L.
QTY	VALVE	YEARS	PART NO.	DESCRIPTION
8	Exhaust	71	V-1801 Std Only	VINTAGE; Chrome plated stem; 1.6250" Head Dia., 0.3427" Stem Dia., 5.2500" O.A.L.
8	Intake	71	V-1802 Std Only	VINTAGE; 2.0000" Head Dia., 0.3420" Stem Dia., 5.2330" O.A.L.
QTY	VALVE GUIDE	YEARS	PART NO.	DESCRIPTION
16	Guide	71	VG-5034 Std Only	Cut to fit; 0.3430" ID, 2.5000" O.A.L.
QTY	VALVE SPRING	YEARS	PART NO.	DESCRIPTION
16	Spring	71	VS-485 Std Only	2.2500" Free Height
QTY	VALVE SEAL	YEARS	PART NO.	DESCRIPTION
16	Valve Stem Seal	71	ST-2092 Std Only	Positive type, Metal Clad; (RBB) Rubber
16	Valve Stem Seal	71	ST-2003 Std Only	Positive type; Installation requires valve guide machining; (RBB) Rubber
16	Valve Stem Seal Bulk	71	ST-2003BC Std Only	Positive type; Installation requires valve guide machining; Carton of 100; (RBB) Rubber

(continued on next page)

GM Car (Incl. Buick, Cad., Chev., Olds., Pontiac)

472 7.7L (7735cc) OHV V8 (16 Valve) (Cadillac), 4.3" Bore (GMC Eng.), 4 Bbl. "VIN 1" 1971 750
(cont.)

QTY	VALVE SEAT	YEARS	PART NO.	DESCRIPTION
8	Seat	71	245-1750-2 Std Only	Loc. Exh.; 1.7550" OD, 1.5000" ID, 0.2160" Depth
8	Seat	71	245-1750-2N Std Only	Loc. Exh.; Premium Material; 1.7550" OD, 1.5000" ID, 0.2160" Depth
8	Seat	71	245-2125-2 Std Only	Loc. Int.; 2.1305" OD, 1.8750" ID, 0.2480" Depth
QTY	VALVE, MISC	YEARS	PART NO.	DESCRIPTION
32	Keeper	71	VK-115A Std Only	1 groove; Square cut key groove; Carton pack 24
32	Keeper	71	VK-115 Std Only	1 groove; Square cut key groove; Carton pack 32
32	Keeper	71	VK-115R Std Only	1 groove; Square cut key groove; Hardened
32	Keeper, Bulk	71	VK-115B Std Only	1 groove; Square cut key groove; Carton of 1000
16	Spring Insert	71	259-203C Std Only	.015"; Carton of 100
16	Spring Insert	71	259-203B Std Only	.030"; Carton of 100
16	Spring Insert	71	259-203BRS Std Only	.030"; Carton of 500
16	Spring Insert	71	259-203A Std Only	.060"; Carton of 100
16	Spring Insert	71	259-203ARS Std Only	.060"; Carton of 500
QTY	PISTON	YEARS	PART NO.	DESCRIPTION
8	Cast Piston	71	351NP Std-30-40	VINTAGE; Cast; .9997" Pin Dia.; 2 Rings 5/64 Groove, 1 Ring 3/16 Groove, 2.010 CD, Recessed Head .380 deep - 8.5:1 C.R.
8	Cast Piston - Individual	71	W351NP Std-30-40	VINTAGE; Use w/WE-290X ring set; Cast; .9997" Pin Dia.; 2 Rings 5/64 Groove, 1 Ring 3/16 Groove, 2.010 CD, Recessed Head .380 deep - 8.5:1 C.R.
QTY	RINGS	YEARS	PART NO.	DESCRIPTION
1	Premium Set	71	E-290K Std-20-30-40	VINTAGE; 2-5/64, 1-3/16; Premium Moly
1	Standard Set	71	E-290X Std-30	VINTAGE; 2-5/64, 1-3/16; Iron
QTY	ENGINE BEARINGS	YEARS	PART NO.	DESCRIPTION
1	Main Set	71	4906MA Std-10-20-30	A-Series aluminum bearings
1	Rod Set	71	8-3345P Std-10-20-30-40	
8	Rod Pair	71	3345P Std-1-10-20-30-40	
1	Cam Set	71	1216M Std Only	
QTY	OIL PUMP	YEARS	PART NO.	DESCRIPTION
1	Oil Pump	71	224-43473	VINTAGE
1	Pump Repair Kit	71	224-5128	
QTY	GASKETS	YEARS	PART NO.	DESCRIPTION
1	Kit Gasket Set	71	260-1769	VINTAGE; Int. manifold gskt. not incl.; Premium valve stem seals incl.
QTY	FREEZE PLUGS	YEARS	PART NO.	DESCRIPTION
1	Brass Block Plug Kit	71	381-8004	
1	Brass Deep Cup Freeze Plug	71	381-9031	1.750" Diameter
1	Steel Deep Cup Freeze Plug	71	381-3054	19/32" Diameter
1	Steel Shallow Cup Freeze Plug	71	381-2066	2.000" Diameter

472 7.7L (7735cc) OHV V8 (16 Valve) (Cadillac), 4.3" Bore (GMC Eng.), 4 Bbl. "VIN 8" 1968 751

QTY	TIMING	YEARS	PART NO.	DESCRIPTION
1	3 Piece Set	68	KT3-498SA1	(1) 222-498; (1) 223-404; (1) 223-405
1	Timing Chain	68	222-498	48 Links
1	Cam Sprocket	68	223-404	36 Teeth
QTY	CAMSHAFT/LIFTER	YEARS	PART NO.	DESCRIPTION
16	Lifter	68	HT-969 Std Only	Hyd.; w/.440" wide oil groove
16	Lifter, Bulk	68	HT-969B Std Only	Hyd.; Carton of 128
QTY	PUSH ROD	YEARS	PART NO.	DESCRIPTION
16	Push Rod	68	RP-3178 Std Only	10.1980" O.A.L.
QTY	VALVE	YEARS	PART NO.	DESCRIPTION
8	Exhaust	68	V-1801 Std Only	VINTAGE; Chrome plated stem; 1.6250" Head Dia., 0.3427" Stem Dia., 5.2500" O.A.L.
8	Intake	68	V-1802 Std Only	VINTAGE; 2.0000" Head Dia., 0.3420" Stem Dia., 5.2330" O.A.L.
QTY	VALVE GUIDE	YEARS	PART NO.	DESCRIPTION
16	Guide	68	VG-5034 Std Only	Cut to fit; 0.3430" ID, 2.5000" O.A.L.
QTY	VALVE SPRING	YEARS	PART NO.	DESCRIPTION
16	Spring	68	VS-485 Std Only	2.2500" Free Height
QTY	VALVE SEAL	YEARS	PART NO.	DESCRIPTION
16	Valve Stem Seal	68	ST-2092 Std Only	Positive type, Metal Clad; (RBB) Rubber
16	Valve Stem Seal	68	ST-2003 Std Only	Positive type; Installation requires valve guide machining; (RBB) Rubber
16	Valve Stem Seal Bulk	68	ST-2003BC Std Only	Positive type; Installation requires valve guide machining; Carton of 100; (RBB) Rubber

(continued on next page)

GM Car (Incl. Buick, Cad., Chev., Olds., Pontiac)

751 472 7.7L (7735cc) OHV V8 (16 Valve) (Cadillac), 4.3" Bore (GMC Eng.), 4 Bbl. "VIN 8" 1968
(cont.)

QTY	VALVE SEAT	YEARS	PART NO.	DESCRIPTION
8	Seat	68	245-1750-2 Std Only	Loc. Exh.; 1.7550" OD, 1.5000" ID, 0.2160" Depth
8	Seat	68	245-1750-2N Std Only	Loc. Exh.; Premium Material; 1.7550" OD, 1.5000" ID, 0.2160" Depth
8	Seat	68	245-2125-2 Std Only	Loc. Int.; 2.1305" OD, 1.8750" ID, 0.2480" Depth
QTY	VALVE, MISC	YEARS	PART NO.	DESCRIPTION
32	Keeper	68	VK-115A Std Only	1 groove; Square cut key groove; Carton pack 24
32	Keeper	68	VK-115 Std Only	1 groove; Square cut key groove; Carton pack 32
32	Keeper	68	VK-115R Std Only	1 groove; Square cut key groove; Hardened
32	Keeper, Bulk	68	VK-115B Std Only	1 groove; Square cut key groove; Carton of 1000
16	Spring Insert	68	259-203C Std Only	.015"; Carton of 100
16	Spring Insert	68	259-203B Std Only	.030"; Carton of 100
16	Spring Insert	68	259-203BRS Std Only	.030"; Carton of 500
16	Spring Insert	68	259-203A Std Only	.060"; Carton of 100
16	Spring Insert	68	259-203ARS Std Only	.060"; Carton of 500
QTY	PISTON	YEARS	PART NO.	DESCRIPTION
8	Cast Piston	68	351NP Std-30-40	VINTAGE; Cast; .9997" Pin Dia.; 2 Rings 5/64 Groove, 1 Ring 3/16 Groove, 2.010 CD, Recessed Head .380 deep - 8.5:1 C.R.
8	Cast Piston - Individual	68	W351NP Std-30-40	VINTAGE; Use w/WE-290X ring set; Cast; .9997" Pin Dia.; 2 Rings 5/64 Groove, 1 Ring 3/16 Groove, 2.010 CD, Recessed Head .380 deep - 8.5:1 C.R.
QTY	RINGS	YEARS	PART NO.	DESCRIPTION
1	Premium Set	68	E-290K Std-20-30-40	VINTAGE; 2-5/64, 1-3/16; Premium Moly
1	Standard Set	68	E-290X Std-30	VINTAGE; 2-5/64, 1-3/16; Iron
QTY	ENGINE BEARINGS	YEARS	PART NO.	DESCRIPTION
1	Main Set	68	4906MA Std-10-20-30	A-Series aluminum bearings
1	Rod Set	68	8-3345P Std-10-20-30-40	
8	Rod Pair	68	3345P Std-1-10-20-30-40	
1	Cam Set	68	1216M Std Only	
QTY	OIL PUMP	YEARS	PART NO.	DESCRIPTION
1	Oil Pump	68	224-43473	VINTAGE
1	Pump Repair Kit	68	224-5128	
QTY	GASKETS	YEARS	PART NO.	DESCRIPTION
1	Kit Gasket Set	68	260-1769	VINTAGE; Int. manifold gskt. not incl.; Premium valve stem seals incl.
QTY	FREEZE PLUGS	YEARS	PART NO.	DESCRIPTION
1	Brass Block Plug Kit	68	381-8004	
1	Brass Deep Cup Freeze Plug	68	381-9031	1.750" Diameter
1	Steel Deep Cup Freeze Plug	68	381-3054	19/32" Diameter
1	Steel Shallow Cup Freeze Plug	68	381-2066	2.000" Diameter

752 472 7.7L (7735cc) OHV V8 (16 Valve) (Cadillac), 4.3" Bore (GMC Eng.), 4 Bbl. "VIN 9" 1969

QTY	TIMING	YEARS	PART NO.	DESCRIPTION
1	3 Piece Set	69	KT3-498SA1	(1) 222-498; (1) 223-404; (1) 223-405
1	Timing Chain	69	222-498	48 Links
1	Cam Sprocket	69	223-404	36 Teeth
QTY	CAMSHAFT/LIFTER	YEARS	PART NO.	DESCRIPTION
16	Lifter	69	HT-969 Std Only	Hyd.; w/.440" wide oil groove
16	Lifter, Bulk	69	HT-969B Std Only	Hyd.; Carton of 128
QTY	PUSH ROD	YEARS	PART NO.	DESCRIPTION
16	Push Rod	69	RP-3178 Std Only	10.1980" O.A.L.
QTY	VALVE	YEARS	PART NO.	DESCRIPTION
8	Exhaust	69	V-1801 Std Only	VINTAGE; Chrome plated stem; 1.6250" Head Dia., 0.3427" Stem Dia., 5.2500" O.A.L.
8	Intake	69	V-1802 Std Only	VINTAGE; 2.0000" Head Dia., 0.3420" Stem Dia., 5.2330" O.A.L.
QTY	VALVE GUIDE	YEARS	PART NO.	DESCRIPTION
16	Guide	69	VG-5034 Std Only	Cut to fit; 0.3430" ID, 2.5000" O.A.L
QTY	VALVE SPRING	YEARS	PART NO.	DESCRIPTION
16	Spring	69	VS-485 Std Only	2.2500" Free Height
QTY	VALVE SEAL	YEARS	PART NO.	DESCRIPTION
16	Valve Stem Seal	69	ST-2092 Std Only	Positive type, Metal Clad; (RBB) Rubber
16	Valve Stem Seal	69	ST-2003 Std Only	Positive type; Installation requires valve guide machining; (RBB) Rubber
16	Valve Stem Seal Bulk	69	ST-2003BC Std Only	Positive type; Installation requires valve guide machining; Carton of 100; (RBB) Rubber

(continued on next page)

GM Car (Incl. Buick, Cad., Chev., Olds., Pontiac)

472 7.7L (7735cc) OHV V8 (16 Valve) (Cadillac), 4.3" Bore (GMC Eng.), 4 Bbl. "VIN 9" 1969 752
(cont.)

QTY	VALVE SEAT	YEARS	PART NO.	DESCRIPTION
8	Seat	69	245-1750-2 Std Only	Loc. Exh.; 1.7550" OD, 1.5000" ID, 0.2160" Depth
8	Seat	69	245-1750-2N Std Only	Loc. Exh.; Premium Material; 1.7550" OD, 1.5000" ID, 0.2160" Depth
8	Seat	69	245-2125-2 Std Only	Loc. Int.; 2.1305" OD, 1.8750" ID, 0.2480" Depth
QTY	VALVE, MISC	YEARS	PART NO.	DESCRIPTION
32	Keeper	69	VK-115A Std Only	1 groove; Square cut key groove; Carton pack 24
32	Keeper	69	VK-115 Std Only	1 groove; Square cut key groove; Carton pack 32
32	Keeper	69	VK-115R Std Only	1 groove; Square cut key groove; Hardened
32	Keeper, Bulk	69	VK-115B Std Only	1 groove; Square cut key groove; Carton of 1000
16	Spring Insert	69	259-203C Std Only	.015"; Carton of 100
16	Spring Insert	69	259-203B Std Only	.030"; Carton of 100
16	Spring Insert	69	259-203BRS Std Only	.030"; Carton of 500
16	Spring Insert	69	259-203A Std Only	.060"; Carton of 100
16	Spring Insert	69	259-203ARS Std Only	.060"; Carton of 500
QTY	PISTON	YEARS	PART NO.	DESCRIPTION
8	Cast Piston	69	351NP Std-30-40	VINTAGE; Cast; .9997" Pin Dia.; 2 Rings 5/64 Groove, 1 Ring 3/16 Groove, 2.010 CD, Recessed Head .380 deep - 8.5:1 C.R.
8	Cast Piston - Individual	69	W351NP Std-30-40	VINTAGE; Use w/WE-290X ring set; Cast; .9997" Pin Dia.; 2 Rings 5/64 Groove, 1 Ring 3/16 Groove, 2.010 CD, Recessed Head .380 deep - 8.5:1 C.R.
QTY	RINGS	YEARS	PART NO.	DESCRIPTION
1	Premium Set	69	E-290K Std-20-30-40	VINTAGE; 2-5/64, 1-3/16; Premium Moly
1	Standard Set	69	E-290X Std-30	VINTAGE; 2-5/64, 1-3/16; Iron
QTY	ENGINE BEARINGS	YEARS	PART NO.	DESCRIPTION
1	Main Set	69	4906MA Std-10-20-30	A-Series aluminum bearings
1	Rod Set	69	8-3345P Std-10-20-30-40	
8	Rod Pair	69	3345P Std-1-10-20-30-40	
1	Cam Set	69	1216M Std Only	
QTY	OIL PUMP	YEARS	PART NO.	DESCRIPTION
1	Oil Pump	69	224-43473	VINTAGE
1	Pump Repair Kit	69	224-5128	
QTY	GASKETS	YEARS	PART NO.	DESCRIPTION
1	Kit Gasket Set	69	260-1769	VINTAGE; Int. manifold gskt. not incl.; Premium valve stem seals incl.
QTY	FREEZE PLUGS	YEARS	PART NO.	DESCRIPTION
1	Brass Block Plug Kit	69	381-8004	
1	Brass Deep Cup Freeze Plug	69	381-9031	1.750" Diameter
1	Steel Deep Cup Freeze Plug	69	381-3054	19/32" Diameter
1	Steel Shallow Cup Freeze Plug	69	381-2066	2.000" Diameter
472 7.7L (7735cc) OHV V8 (16 Valve) (Cadillac), 4.3" Bore (GMC Eng.), 4 Bbl. "VIN R" 1974-1972 753				
QTY	TIMING	YEARS	PART NO.	DESCRIPTION
1	3 Piece Set	74-72	KT3-498SA1	(1) 222-498; (1) 223-404; (1) 223-405
1	Timing Chain	74-72	222-498	48 Links
1	Cam Sprocket	74-72	223-404	36 Teeth
QTY	CAMSHAFT/LIFTER	YEARS	PART NO.	DESCRIPTION
16	Lifter	74-72	HT-969 Std Only	Hyd.; w/.440" wide oil groove
16	Lifter, Bulk	74-72	HT-969B Std Only	Hyd.; Carton of 128
QTY	PUSH ROD	YEARS	PART NO.	DESCRIPTION
16	Push Rod	74-72	RP-3178 Std Only	10.1980" O.A.L.
QTY	VALVE	YEARS	PART NO.	DESCRIPTION
8	Exhaust	73-72	V-1801 Std Only	VINTAGE; Chrome plated stem; 1.6250" Head Dia., 0.3427" Stem Dia., 5.2500" O.A.L.
8	Intake	73-72	V-1802 Std Only	VINTAGE; 2.0000" Head Dia., 0.3420" Stem Dia., 5.2330" O.A.L.
QTY	VALVE GUIDE	YEARS	PART NO.	DESCRIPTION
16	Guide	74-72	VG-5034 Std Only	Cut to fit; 0.3430" ID, 2.5000" O.A.L.
QTY	VALVE SPRING	YEARS	PART NO.	DESCRIPTION
16	Spring	74-72	VS-485 Std Only	2.2500" Free Height
QTY	VALVE SEAL	YEARS	PART NO.	DESCRIPTION
16	Valve Stem Seal	74-72	ST-2092 Std Only	Positive type, Metal Clad; (RBB) Rubber
16	Valve Stem Seal	74-72	ST-2003 Std Only	Positive type; Installation requires valve guide machining; (RBB) Rubber
16	Valve Stem Seal Bulk	74-72	ST-2003BC Std Only	Positive type; Installation requires valve guide machining; Carton of 100; (RBB) Rubber

(continued on next page)

GM Car (Incl. Buick, Cad., Chev., Olds., Pontiac)

753 472 7.7L (7735cc) OHV V8 (16 Valve) (Cadillac), 4.3" Bore (GMC Eng.), 4 Bbl. "VIN R" 1974-1972
(cont.)

QTY	VALVE SEAT	YEARS	PART NO.	DESCRIPTION
8	Seat	74-72	245-1750-2 Std Only	Loc. Exh.; 1.7550" OD, 1.5000" ID, 0.2160" Depth
8	Seat	74-72	245-1750-2N Std Only	Loc. Exh.; Premium Material; 1.7550" OD, 1.5000" ID, 0.2160" Depth
8	Seat	74-72	245-2125-2 Std Only	Loc. Int.; 2.1305" OD, 1.8750" ID, 0.2480" Depth
QTY	VALVE, MISC	YEARS	PART NO.	DESCRIPTION
32	Keeper	74-72	VK-115A Std Only	1 groove; Square cut key groove; Carton pack 24
32	Keeper	74-72	VK-115 Std Only	1 groove; Square cut key groove; Carton pack 32
32	Keeper	74-72	VK-115R Std Only	1 groove; Square cut key groove; Hardened
32	Keeper, Bulk	74-72	VK-115B Std Only	1 groove; Square cut key groove; Carton of 1000
16	Spring Insert	74-72	259-203C Std Only	.015"; Carton of 100
16	Spring Insert	74-72	259-203B Std Only	.030"; Carton of 100
16	Spring Insert	74-72	259-203BRS Std Only	.030"; Carton of 500
16	Spring Insert	74-72	259-203A Std Only	.060"; Carton of 100
16	Spring Insert	74-72	259-203ARS Std Only	.060"; Carton of 500
QTY	PISTON	YEARS	PART NO.	DESCRIPTION
8	Cast Piston	74-72	351NP Std-30-40	VINTAGE; Cast; .9997" Pin Dia.; 2 Rings 5/64 Groove, 1 Ring 3/16 Groove, 2.010 CD, Recessed Head .380 deep - 8.5:1 C.R.
8	Cast Piston - Individual	74-72	W351NP Std-30-40	VINTAGE; Use w/WE-290X ring set; Cast; .9997" Pin Dia.; 2 Rings 5/64 Groove, 1 Ring 3/16 Groove, 2.010 CD, Recessed Head .380 deep - 8.5:1 C.R.
QTY	RINGS	YEARS	PART NO.	DESCRIPTION
1	Premium Set	74-72	E-290K Std-20-30-40	VINTAGE; 2-5/64, 1-3/16; Premium Moly
1	Standard Set	74-72	E-290X Std-30	VINTAGE; 2-5/64, 1-3/16; Iron
QTY	ENGINE BEARINGS	YEARS	PART NO.	DESCRIPTION
1	Main Set	74-72	4906MA Std-10-20-30	A-Series aluminum bearings
1	Rod Set	74-72	8-3345P Std-10-20-30-40	
8	Rod Pair	74-72	3345P Std-1-10-20-30-40	
1	Cam Set	74-72	1216M Std Only	
QTY	OIL PUMP	YEARS	PART NO.	DESCRIPTION
1	Oil Pump	74-72	224-43473	VINTAGE
1	Pump Repair Kit	74-72	224-5128	
QTY	GASKETS	YEARS	PART NO.	DESCRIPTION
1	Kit Gasket Set	74-72	260-1769	VINTAGE; Int. manifold gskt. not incl.; Premium valve stem seals incl.
QTY	FREEZE PLUGS	YEARS	PART NO.	DESCRIPTION
1	Brass Block Plug Kit	74-72	381-8004	
1	Brass Deep Cup Freeze Plug	74-72	381-9031	1.750" Diameter
1	Steel Deep Cup Freeze Plug	74-72	381-3054	19/32" Diameter
1	Steel Shallow Cup Freeze Plug	74-72	381-2066	2.000" Diameter

754 500 8.2L (8193cc) OHV V8 (16 Valve) (Cadillac), 4.3" Bore (GMC Eng.), 4 Bbl. "VIN O" 1970

QTY	TIMING	YEARS	PART NO.	DESCRIPTION
1	3 Piece Set	70	KT3-498SA1	(1) 222-498; (1) 223-404; (1) 223-405
1	Timing Chain	70	222-498	48 Links
1	Cam Sprocket	70	223-404	36 Teeth
QTY	CAMSHAFT/LIFTER	YEARS	PART NO.	DESCRIPTION
16	Lifter	70	HT-969 Std Only	Hyd.; w/.440" wide oil groove
16	Lifter, Bulk	70	HT-969B Std Only	Hyd.; Carton of 128
QTY	PUSH ROD	YEARS	PART NO.	DESCRIPTION
16	Push Rod	70	RP-3178 Std Only	10.1980" O.A.L.
QTY	VALVE	YEARS	PART NO.	DESCRIPTION
8	Exhaust	70	V-1801 Std Only	VINTAGE; Chrome plated stem; 1.6250" Head Dia., 0.3427" Stem Dia., 5.2500" O.A.L.
8	Intake	70	V-1802 Std Only	VINTAGE; 2.0000" Head Dia., 0.3420" Stem Dia., 5.2330" O.A.L.
QTY	VALVE SPRING	YEARS	PART NO.	DESCRIPTION
16	Spring	70	VS-485 Std Only	2.2500" Free Height
QTY	VALVE SEAL	YEARS	PART NO.	DESCRIPTION
16	Valve Stem Seal	70	ST-2092 Std Only	Positive type, Metal Clad; (RBB) Rubber
16	Valve Stem Seal	70	ST-2003 Std Only	Positive type; Installation requires valve guide machining; (RBB) Rubber
16	Valve Stem Seal Bulk	70	ST-2003BC Std Only	Positive type; Installation requires valve guide machining; Carton of 100; (RBB) Rubber
QTY	VALVE SEAT	YEARS	PART NO.	DESCRIPTION
8	Seat	70	245-1750-2 Std Only	Loc. Exh.; 1.7550" OD, 1.5000" ID, 0.2160" Depth

(continued on next page)

GM Car (Incl. Buick, Cad., Chev., Olds., Pontiac)

500 8.2L (8193cc) OHV V8 (16 Valve) (Cadillac), 4.3" Bore (GMC Eng.), 4 Bbl. "VIN 0" 1970 754
(cont.)

QTY	VALVE SEAT (cont.)	YEARS	PART NO.	DESCRIPTION
8	Seat	70	245-1750-2N Std Only	Loc. Exh.; Premium Material; 1.7550" OD, 1.5000" ID, 0.2160" Depth
8	Seat	70	245-2125-2 Std Only	Loc. Int.; 2.1305" OD, 1.8750" ID, 0.2480" Depth
QTY	VALVE, MISC	YEARS	PART NO.	DESCRIPTION
32	Keeper	70	VK-115A Std Only	1 groove; Square cut key groove; Carton pack 24
32	Keeper	70	VK-115 Std Only	1 groove; Square cut key groove; Carton pack 32
32	Keeper	70	VK-115R Std Only	1 groove; Square cut key groove; Hardened
32	Keeper, Bulk	70	VK-115B Std Only	1 groove; Square cut key groove; Carton of 1000
16	Spring Insert	70	259-203C Std Only	.015"; Carton of 100
16	Spring Insert	70	259-203B Std Only	.030"; Carton of 100
16	Spring Insert	70	259-203BRS Std Only	.030"; Carton of 500
16	Spring Insert	70	259-203A Std Only	.060"; Carton of 100
16	Spring Insert	70	259-203ARS Std Only	.060"; Carton of 500
QTY	RINGS	YEARS	PART NO.	DESCRIPTION
1	Premium Set	70	E-290K Std-20-30-40	VINTAGE; 2-5/64, 1-3/16; Premium Moly
1	Standard Set	70	E-290X Std-30	VINTAGE; 2-5/64, 1-3/16; Iron
QTY	ENGINE BEARINGS	YEARS	PART NO.	DESCRIPTION
1	Main Set	70	4906MA Std-10-20-30	A-Series aluminum bearings
1	Rod Set	70	8-3345P Std-10-20-30-40	
8	Rod Pair	70	3345P Std-1-10-20-30-40	
1	Cam Set	70	1216M Std Only	
QTY	OIL PUMP	YEARS	PART NO.	DESCRIPTION
1	Oil Pump	70	224-43473	VINTAGE
1	Pump Repair Kit	70	224-5128	
QTY	GASKETS	YEARS	PART NO.	DESCRIPTION
1	Kit Gasket Set	70	260-1769	VINTAGE; Int. manifold gskt. not incl.; Premium valve stem seals incl.
QTY	FREEZE PLUGS	YEARS	PART NO.	DESCRIPTION
1	Brass Block Plug Kit	70	381-8004	
1	Brass Deep Cup Freeze Plug	70	381-9031	1.750" Diameter
1	Steel Deep Cup Freeze Plug	70	381-3054	19/32" Diameter
1	Steel Shallow Cup Freeze Plug	70	381-2066	2.000" Diameter

500 8.2L (8193cc) OHV V8 (16 Valve) (Cadillac), 4.3" Bore (GMC Eng.), 4 Bbl. "VIN 1" 1971 755

QTY	TIMING	YEARS	PART NO.	DESCRIPTION
1	3 Piece Set	71	KT3-498SA1	(1) 222-498; (1) 223-404; (1) 223-405
1	Timing Chain	71	222-498	48 Links
1	Cam Sprocket	71	223-404	36 Teeth
QTY	CAMSHAFT/LIFTER	YEARS	PART NO.	DESCRIPTION
16	Lifter	71	HT-969 Std Only	Hyd.; w/.440" wide oil groove
16	Lifter, Bulk	71	HT-969B Std Only	Hyd.; Carton of 128
QTY	PUSH ROD	YEARS	PART NO.	DESCRIPTION
16	Push Rod	71	RP-3178 Std Only	10.1980" O.A.L.
QTY	VALVE	YEARS	PART NO.	DESCRIPTION
8	Exhaust	71	V-1801 Std Only	VINTAGE; Chrome plated stem; 1.6250" Head Dia., 0.3427" Stem Dia., 5.2500" O.A.L.
8	Intake	71	V-1802 Std Only	VINTAGE; 2.0000" Head Dia., 0.3420" Stem Dia., 5.2330" O.A.L.
QTY	VALVE SPRING	YEARS	PART NO.	DESCRIPTION
16	Spring	71	VS-485 Std Only	2.2500" Free Height
QTY	VALVE SEAL	YEARS	PART NO.	DESCRIPTION
16	Valve Stem Seal	71	ST-2092 Std Only	Positive type, Metal Clad; (RBB) Rubber
16	Valve Stem Seal	71	ST-2003 Std Only	Positive type; Installation requires valve guide machining; (RBB) Rubber
16	Valve Stem Seal Bulk	71	ST-2003BC Std Only	Positive type; Installation requires valve guide machining; Carton of 100; (RBB) Rubber
QTY	VALVE SEAT	YEARS	PART NO.	DESCRIPTION
8	Seat	71	245-1750-2 Std Only	Loc. Exh.; 1.7550" OD, 1.5000" ID, 0.2160" Depth
8	Seat	71	245-1750-2N Std Only	Loc. Exh.; Premium Material; 1.7550" OD, 1.5000" ID, 0.2160" Depth
8	Seat	71	245-2125-2 Std Only	Loc. Int.; 2.1305" OD, 1.8750" ID, 0.2480" Depth
QTY	VALVE, MISC	YEARS	PART NO.	DESCRIPTION
32	Keeper	71	VK-115A Std Only	1 groove; Square cut key groove; Carton pack 24
32	Keeper	71	VK-115 Std Only	1 groove; Square cut key groove; Carton pack 32
32	Keeper	71	VK-115R Std Only	1 groove; Square cut key groove; Hardened
32	Keeper, Bulk	71	VK-115B Std Only	1 groove; Square cut key groove; Carton of 1000
16	Spring Insert	71	259-203C Std Only	.015"; Carton of 100

(continued on next page)

GM Car (Incl. Buick, Cad., Chev., Olds., Pontiac)

755 500 8.2L (8193cc) OHV V8 (16 Valve) (Cadillac), 4.3" Bore (GMC Eng.), 4 Bbl. "VIN 1" 1971
(cont.)

QTY	VALVE, MISC (cont.)	YEARS	PART NO.	DESCRIPTION
16	Spring Insert	71	259-203B Std Only	.030"; Carton of 100
16	Spring Insert	71	259-203BRS Std Only	.030"; Carton of 500
16	Spring Insert	71	259-203A Std Only	.060"; Carton of 100
16	Spring Insert	71	259-203ARS Std Only	.060"; Carton of 500
QTY	RINGS	YEARS	PART NO.	DESCRIPTION
1	Premium Set	71	E-290K Std-20-30-40	VINTAGE; 2-5/64, 1-3/16; Premium Moly
1	Standard Set	71	E-290X Std-30	VINTAGE; 2-5/64, 1-3/16; Iron
QTY	ENGINE BEARINGS	YEARS	PART NO.	DESCRIPTION
1	Main Set	71	4906MA Std-10-20-30	A-Series aluminum bearings
1	Rod Set	71	8-3345P Std-10-20-30-40	
8	Rod Pair	71	3345P Std-1-10-20-30-40	
1	Cam Set	71	1216M Std Only	
1	Cam Set	71	1216M Std Only	
QTY	OIL PUMP	YEARS	PART NO.	DESCRIPTION
1	Oil Pump	71	224-43473	VINTAGE
1	Pump Repair Kit	71	224-5128	
QTY	GASKETS	YEARS	PART NO.	DESCRIPTION
1	Kit Gasket Set	71	260-1769	VINTAGE; Int. manifold gskt. not incl.; Premium valve stem seals incl.
QTY	FREEZE PLUGS	YEARS	PART NO.	DESCRIPTION
1	Brass Block Plug Kit	71	381-8004	
1	Brass Deep Cup Freeze Plug	71	381-9031	1.750" Diameter
1	Steel Deep Cup Freeze Plug	71	381-3054	19/32" Diameter
1	Steel Shallow Cup Freeze Plug	71	381-2066	2.000" Diameter

756 500 8.2L (8193cc) OHV V8 (16 Valve) (Cadillac), 4.3" Bore (GMC Eng.), 4 Bbl. "VIN S" 1976-1972

QTY	TIMING	YEARS	PART NO.	DESCRIPTION
1	3 Piece Set	76-72	KT3-498SA1	(1) 222-498; (1) 223-404; (1) 223-405
1	Timing Chain	76-72	222-498	48 Links
1	Cam Sprocket	76-72	223-404	36 Teeth
QTY	CAMSHAFT/LIFTER	YEARS	PART NO.	DESCRIPTION
16	Lifter	76-72	HT-969 Std Only	Hyd.; w/.440" wide oil groove
16	Lifter, Bulk	76-72	HT-969B Std Only	Hyd.; Carton of 128
QTY	PUSH ROD	YEARS	PART NO.	DESCRIPTION
16	Push Rod	76-72	RP-3178 Std Only	10.1980" O.A.L.
QTY	VALVE	YEARS	PART NO.	DESCRIPTION
8	Exhaust	73-72	V-1801 Std Only	VINTAGE; Chrome plated stem; 1.6250" Head Dia., 0.3427" Stem Dia., 5.2500" O.A.L.
8	Intake	73-72	V-1802 Std Only	VINTAGE; 2.0000" Head Dia., 0.3420" Stem Dia., 5.2330" O.A.L.
QTY	VALVE SPRING	YEARS	PART NO.	DESCRIPTION
16	Spring	76-72	VS-485 Std Only	2.2500" Free Height
QTY	VALVE SEAL	YEARS	PART NO.	DESCRIPTION
16	Valve Stem Seal	76-72	ST-2092 Std Only	Positive type, Metal Clad; (RBB) Rubber
16	Valve Stem Seal	76-72	ST-2003 Std Only	Positive type; Installation requires valve guide machining; (RBB) Rubber
16	Valve Stem Seal Bulk	76-72	ST-2003BC Std Only	Positive type; Installation requires valve guide machining; Carton of 100; (RBB) Rubber
QTY	VALVE SEAT	YEARS	PART NO.	DESCRIPTION
8	Seat	76-72	245-1750-2 Std Only	Loc. Exh.; 1.7550" OD, 1.5000" ID, 0.2160" Depth
8	Seat	76-72	245-1750-2N Std Only	Loc. Exh.; Premium Material; 1.7550" OD, 1.5000" ID, 0.2160" Depth
8	Seat	76-72	245-2125-2 Std Only	Loc. Int.; 2.1305" OD, 1.8750" ID, 0.2480" Depth
QTY	VALVE, MISC	YEARS	PART NO.	DESCRIPTION
32	Keeper	76-72	VK-115A Std Only	1 groove; Square cut key groove; Carton pack 24
32	Keeper	76-72	VK-115 Std Only	1 groove; Square cut key groove; Carton pack 32
32	Keeper	76-72	VK-115R Std Only	1 groove; Square cut key groove; Hardened
32	Keeper, Bulk	76-72	VK-115B Std Only	1 groove; Square cut key groove; Carton of 1000
16	Spring Insert	76-72	259-203C Std Only	.015"; Carton of 100
16	Spring Insert	76-72	259-203B Std Only	.030"; Carton of 100
16	Spring Insert	76-72	259-203BRS Std Only	.030"; Carton of 500
16	Spring Insert	76-72	259-203A Std Only	.060"; Carton of 100
16	Spring Insert	76-72	259-203ARS Std Only	.060"; Carton of 500
QTY	PISTON	YEARS	PART NO.	DESCRIPTION
8	Cast Piston	76-74	609P Std-20-30-40	VINTAGE; Cast; .9999" Pin Dia.; 2 Rings 5/64 Groove, 1 Ring 3/16 Groove, 1.882 CD, Recessed Head .110 deep x 2.500 dia.

(continued on next page)

GM Car (Incl. Buick, Cad., Chev., Olds., Pontiac)

500 8.2L (8193cc) OHV V8 (16 Valve) (Cadillac), 4.3" Bore (GMC Eng.), 4 Bbl. "VIN S" 1976-1972 756
(cont.)

QTY	PISTON (cont.)	YEARS	PART NO.	DESCRIPTION
8	Cast Piston - Individual	76-74	W609P Std-20-30-40	VINTAGE; Use w/WE-290X ring set; Cast; .9999" Pin Dia.; 2 Rings 5/64 Groove, 1 Ring 3/16 Groove, 1.882 CD, Recessed Head .110 deep x 2.500 dia.
QTY	RINGS	YEARS	PART NO.	DESCRIPTION
1	Premium Set	76-72	E-290K Std-20-30-40	VINTAGE; 2-5/64, 1-3/16; Premium Moly
1	Standard Set	76-72	E-290X Std-30	VINTAGE; 2-5/64, 1-3/16; Iron
QTY	ENGINE BEARINGS	YEARS	PART NO.	DESCRIPTION
1	Main Set	76-72	4906MA Std-10-20-30	A-Series aluminum bearings
1	Rod Set	76-72	8-3345P Std-10-20-30-40	
8	Rod Pair	76-72	3345P Std-1-10-20-30-40	
1	Cam Set	76-72	1216M Std Only	
QTY	OIL PUMP	YEARS	PART NO.	DESCRIPTION
1	Oil Pump	76-72	224-43473	VINTAGE
1	Pump Repair Kit	76-72	224-5128	
QTY	GASKETS	YEARS	PART NO.	DESCRIPTION
1	Kit Gasket Set	76-72	260-1769	VINTAGE; Int. manifold gskt. not incl.; Premium valve stem seals incl.
QTY	FREEZE PLUGS	YEARS	PART NO.	DESCRIPTION
1	Brass Block Plug Kit	76-72	381-8004	
1	Brass Deep Cup Freeze Plug	76-72	381-9031	1.750" Diameter
1	Steel Deep Cup Freeze Plug	76-72	381-3054	19/32" Diameter
1	Steel Shallow Cup Freeze Plug	76-72	381-2066	2.000" Diameter

500 8.2L (8193cc) OHV V8 (16 Valve) (Cadillac), 4.3" Bore (GMC Eng.), MFI "VIN S" 1976-1975 757

QTY	TIMING	YEARS	PART NO.	DESCRIPTION
1	3 Piece Set	76-75	KT3-498SA1	(1) 222-498; (1) 223-404; (1) 223-405
1	Timing Chain	76-75	222-498	48 Links
1	Cam Sprocket	76-75	223-404	36 Teeth
QTY	CAMSHAFT/LIFTER	YEARS	PART NO.	DESCRIPTION
16	Lifter	76-75	HT-969 Std Only	Hyd.; w/.440" wide oil groove
16	Lifter, Bulk	76-75	HT-969B Std Only	Hyd.; Carton of 128
QTY	PUSH ROD	YEARS	PART NO.	DESCRIPTION
16	Push Rod	76-75	RP-3178 Std Only	10.1980" O.A.L.
QTY	VALVE SPRING	YEARS	PART NO.	DESCRIPTION
16	Spring	76-75	VS-485 Std Only	2.2500" Free Height
QTY	VALVE SEAL	YEARS	PART NO.	DESCRIPTION
16	Valve Stem Seal	76-75	ST-2092 Std Only	Positive type, Metal Clad; (RBB) Rubber
16	Valve Stem Seal	76-75	ST-2003 Std Only	Positive type; Installation requires valve guide machining; (RBB) Rubber
16	Valve Stem Seal Bulk	76-75	ST-2003BC Std Only	Positive type; Installation requires valve guide machining; Carton of 100; (RBB) Rubber
QTY	VALVE SEAT	YEARS	PART NO.	DESCRIPTION
8	Seat	76-75	245-1750-2 Std Only	Loc. Exh.; 1.7550" OD, 1.5000" ID, 0.2160" Depth
8	Seat	76-75	245-1750-2N Std Only	Loc. Exh.; Premium Material; 1.7550" OD, 1.5000" ID, 0.2160" Depth
8	Seat	76-75	245-2125-2 Std Only	Loc. Int.; 2.1305" OD, 1.8750" ID, 0.2480" Depth
QTY	VALVE, MISC	YEARS	PART NO.	DESCRIPTION
32	Keeper	76-75	VK-115A Std Only	1 groove; Square cut key groove; Carton pack 24
32	Keeper	76-75	VK-115 Std Only	1 groove; Square cut key groove; Carton pack 32
32	Keeper	76-75	VK-115R Std Only	1 groove; Square cut key groove; Hardened
32	Keeper, Bulk	76-75	VK-115B Std Only	1 groove; Square cut key groove; Carton of 1000
16	Spring Insert	76-75	259-203C Std Only	.015"; Carton of 100
16	Spring Insert	76-75	259-203B Std Only	.030"; Carton of 100
16	Spring Insert	76-75	259-203BRS Std Only	.030"; Carton of 500
16	Spring Insert	76-75	259-203A Std Only	.060"; Carton of 100
16	Spring Insert	76-75	259-203ARS Std Only	.060"; Carton of 500
QTY	PISTON	YEARS	PART NO.	DESCRIPTION
8	Cast Piston	76-75	609P Std-20-30-40	VINTAGE; Cast; .9999" Pin Dia.; 2 Rings 5/64 Groove, 1 Ring 3/16 Groove, 1.882 CD, Recessed Head .110 deep x 2.500 dia.
8	Cast Piston - Individual	76-75	W609P Std-20-30-40	VINTAGE; Use w/WE-290X ring set; Cast; .9999" Pin Dia.; 2 Rings 5/64 Groove, 1 Ring 3/16 Groove, 1.882 CD, Recessed Head .110 deep x 2.500 dia.
QTY	RINGS	YEARS	PART NO.	DESCRIPTION
1	Premium Set	76-75	E-290K Std-20-30-40	VINTAGE; 2-5/64, 1-3/16; Premium Moly
1	Standard Set	76-75	E-290X Std-30	VINTAGE; 2-5/64, 1-3/16; Iron

(continued on next page)

GM Car (Incl. Buick, Cad., Chev., Olds., Pontiac)

757 500 8.2L (8193cc) OHV V8 (16 Valve) (Cadillac), 4.3" Bore (GMC Eng.), MFI "VIN S" 1976-1975
(cont.)

BLOCK	QTY	ENGINE BEARINGS	YEARS	PART NO.	DESCRIPTION
	1	Main Set	76-75	4906MA Std-10-20-30	A-Series aluminum bearings
	1	Rod Set	76-75	8-3345P Std-10-20-30-40	
	8	Rod Pair	76-75	3345P Std-1-10-20-30-40	
	1	Cam Set	76-75	1216M Std Only	
BLOCK	QTY	OIL PUMP	YEARS	PART NO.	DESCRIPTION
	1	Oil Pump	76-75	224-43473	VINTAGE
	1	Pump Repair Kit	76-75	224-5128	
BLOCK	QTY	GASKETS	YEARS	PART NO.	DESCRIPTION
	1	Kit Gasket Set	76-75	260-1769	VINTAGE; Int. manifold gskt. not incl.; Fuel injection seals not incl.; Premium valve stem seals incl.
BLOCK	QTY	FREEZE PLUGS	YEARS	PART NO.	DESCRIPTION
	1	Brass Block Plug Kit	76-75	381-8004	1.750" Diameter 19/32" Diameter 2.000" Diameter
	1	Brass Deep Cup Freeze Plug	76-75	381-9031	
	1	Steel Deep Cup Freeze Plug	76-75	381-3054	
	1	Steel Shallow Cup Freeze Plug	76-75	381-2066	

GMC SUV's - See GMC Truck GMC Truck (Incl. SUV's)

Engine Finding Index

CID	Litres	CC	Block Type	Bore	Valves	Mfg.	Vin	Eng. Code	Mfg. Div.	Fuel Del. Type	Years	Line
145	2.4L	2377cc	OHV H6	3.4375"	12	GMC Eng.			Corvair	2-1 Bbl./Gasoline	1963-1961	1
153	2.5L	2508cc	OHV L4	3.875"	8	GMC Eng.			Chevrolet	1 Bbl./Gasoline	1967-1963	2
159	2.6L	2606cc	OHV L3	3.875"	12	Detroit Diesel Eng.	T	3-53N		MFI/Diesel	1970-1965	3
159	2.6L	2606cc	OHV L3	3.875"	6	Detroit Diesel Eng.	T	3-53		MFI/Diesel	1970-1965	4
164	2.7L	2684cc	OHV H6	3.4375"	12	GMC Eng.			Corvair	2-1 Bbl./Gasoline	1964	5
194	3.2L	3180cc	OHV L6	3.5625"	12	GMC Eng.			Chevrolet	1 Bbl./Gasoline	1966-1963	6
200	3.3L	3277cc	OHV V6	3.5"	12	GMC Eng.	M		Chevrolet	2 Bbl./Gasoline	1979-1978	7
216.5	3.5L	3548cc	OHV L6	3.5"	12	GMC Eng.			Chevrolet	1 Bbl./Gasoline	1953-1938	8
228	3.7L	3737cc	OHV L6	3.5625"	12	GMC Eng.			GMC	1 Bbl./Gasoline	1953-1939	9
229	3.8L	3752cc	OHV V6	3.736"	12	GMC Eng.	K		Chevrolet	2 Bbl./Gasoline	1980	10
230	3.8L	3770cc	OHV L6	3.875"	12	GMC Eng.	S		Chevrolet	1 Bbl./Gasoline	1969-1968	11
230	3.8L	3770cc	OHV L6	3.875"	12	GMC Eng.			Chevrolet	1 Bbl./Gasoline	1969-1963	12
235	3.8L	3852cc	OHV L6	3.5625"	12	GMC Eng.			Chevrolet	1 Bbl./Gasoline	1963-1950	13
235	3.8L	3852cc	OHV L6	3.5625"	12	GMC Eng.			Chevrolet	2 Bbl./Gasoline	1963-1962	14
248	4.1L	4065cc	OHV L6	3.7188"	12	GMC Eng.			GMC	1 Bbl./Gasoline	1955-1954	15
250	4.1L	4098cc	OHV L6	3.875"	12	GMC Eng.	C		Chevrolet	1 Bbl./Gasoline	1972-1971	16
250	4.1L	4098cc	OHV L6	3.875"	12	GMC Eng.	D		Chevrolet	1 Bbl./Gasoline	1979-1972	17
250	4.1L	4098cc	OHV L6	3.875"	12	GMC Eng.	D		Chevrolet	1 Bbl./LPG	1976	18
250	4.1L	4098cc	OHV L6	3.875"	12	GMC Eng.	D		Chevrolet	2 Bbl./Gasoline	1980-1979	19
250	4.1L	4098cc	OHV L6	3.875"	12	GMC Eng.	L		Chevrolet	1 Bbl./Gasoline	1972-1971	20
250	4.1L	4098cc	OHV L6	3.875"	12	GMC Eng.	N		Chevrolet	1 Bbl./Gasoline	1971-1970	21
250	4.1L	4098cc	OHV L6	3.875"	12	GMC Eng.	P		Chevrolet	1 Bbl./Gasoline	1969-1968	22
250	4.1L	4098cc	OHV L6	3.875"	12	GMC Eng.	Q		Chevrolet	1 Bbl./Gasoline	1975-1972	23
250	4.1L	4098cc	OHV L6	3.875"	12	GMC Eng.	Q		Chevrolet	1 Bbl./LPG	1975-1973	24
250	4.1L	4098cc	OHV L6	3.875"	12	GMC Eng.	S		Chevrolet	1 Bbl./Gasoline	1971-1970	25
250	4.1L	4098cc	OHV L6	3.875"	12	GMC Eng.			Chevrolet	1 Bbl./Gasoline	1971-1966	26
261	4.3L	4278cc	OHV L6	3.75"	12	GMC Eng.			Chevrolet	1 Bbl./Gasoline	1962-1954	27
261	4.3L	4278cc	OHV L6	3.75"	12	GMC Eng.			Chevrolet	2 Bbl./Gasoline	1962-1961	28
265	4.3L	4343cc	OHV V8	3.75"	16	GMC Eng.			Chevrolet	2 Bbl./Gasoline	1957-1955	29
267	4.4L	4376cc	OHV V8	3.5"	16	GMC Eng.	J		Chevrolet	2 Bbl./Gasoline	1980-1979	30
270	4.4L	4425cc	OHV L6	3.7813"	12	GMC Eng.			GMC	1 Bbl./Gasoline	1962-1956	31
283	4.6L	4638cc	OHV V8	3.875"	16	GMC Eng.			Chevrolet	2 Bbl./Gasoline	1967-1957	32
283	4.6L	4638cc	OHV V8	3.875"	16	GMC Eng.			Chevrolet	4 Bbl./Gasoline	1960-1957	33
288	4.7L	4720cc	OHV V8	3.75"	16	GMC Eng.			Pontiac	2 Bbl./Gasoline	1955	34
292	4.8L	4786cc	OHV L6	3.875"	12	GMC Eng.	S		Chevrolet	1 Bbl./Gasoline	1972-1968	35
292	4.8L	4786cc	OHV L6	3.875"	12	GMC Eng.	S		Chevrolet	1 Bbl./LPG	1976-1974	36
292	4.8L	4786cc	OHV L6	3.875"	12	GMC Eng.	T		Chevrolet	1 Bbl./Gasoline	1980-1972	37
292	4.8L	4786cc	OHV L6	3.875"	12	GMC Eng.	T		Chevrolet	1 Bbl./LPG	1976-1974	38
292	4.8L	4786cc	OHV L6	3.875"	12	GMC Eng.			Chevrolet	1 Bbl./Gasoline	1971-1963	39
292	4.8L	4786cc	OHV L6	3.875"	12	GMC Eng.			Chevrolet	2 Bbl./Gasoline	1963	40
305	5.0L	4999cc	OHV V6	4.25"	12	GMC Eng.		305	GMC	2 Bbl./Gasoline	1969-1960	41
305	5.0L	4999cc	OHV V6	4.25"	12	GMC Eng.		305C	GMC	2 Bbl./Gasoline	1969-1966	42
305	5.0L	4999cc	OHV V6	4.25"	12	GMC Eng.		305E	GMC	2 Bbl./Gasoline	1969-1966	43
305	5.0L	4999cc	OHV V8	3.736"	16	GMC Eng.	G		Chevrolet	2 Bbl./Gasoline	1980	44
305	5.0L	4999cc	OHV V8	3.736"	16	GMC Eng.	H		Chevrolet	4 Bbl./Gasoline	1980-1979	45
305	5.0L	4999cc	OHV V8	3.736"	16	GMC Eng.	Q		Chevrolet	2 Bbl./Gasoline	1976	46
305	5.0L	4999cc	OHV V8	3.736"	16	GMC Eng.	U		Chevrolet	2 Bbl./Gasoline	1979-1976	47

(continued on next page)

GMC Truck (Incl. SUV's)

Engine Finding Index												
CID	Litres	CC	Block Type	Bore	Valves	Mfg.	Vin	Eng. Code	Mfg. Div.	Fuel Del. Type	Years	Line
307	5.0L	5032cc	OHV V8	3.875"	16	GMC Eng.	A		Chevrolet	2 Bbl./Gasoline	1970	48
307	5.0L	5032cc	OHV V8	3.875"	16	GMC Eng.	B		Chevrolet	2 Bbl./Gasoline	1970	49
307	5.0L	5032cc	OHV V8	3.875"	16	GMC Eng.	E		Chevrolet	2 Bbl./Gasoline	1969-1968	50
307	5.0L	5032cc	OHV V8	3.875"	16	GMC Eng.	F		Chevrolet	2 Bbl./Gasoline	1973-1972	51
307	5.0L	5032cc	OHV V8	3.875"	16	GMC Eng.	H		Chevrolet	2 Bbl./Gasoline	1971	52
307	5.0L	5032cc	OHV V8	3.875"	16	GMC Eng.	P		Chevrolet	2 Bbl./Gasoline	1971	53
307	5.0L	5032cc	OHV V8	3.875"	16	GMC Eng.	U		Chevrolet	2 Bbl./Gasoline	1969	54
307	5.0L	5032cc	OHV V8	3.875"	16	GMC Eng.	X		Chevrolet	2 Bbl./Gasoline	1973	55
307	5.0L	5032cc	OHV V8	3.875"	16	GMC Eng.			Chevrolet	2 Bbl./Gasoline	1971-1968	56
316	5.2L	5179cc	OHV V8	3.9375"	16	GMC Eng.			Pontiac	2 Bbl./Gasoline	1956-1955	57
327	5.4L	5360cc	OHV V8	4"	16	GMC Eng.	E		Chevrolet	4 Bbl./Gasoline	1968	58
327	5.4L	5360cc	OHV V8	4"	16	GMC Eng.			Chevrolet	2 Bbl./Gasoline	1969-1962	59
327	5.4L	5360cc	OHV V8	4"	16	GMC Eng.			Chevrolet	4 Bbl./Gasoline	1969-1964	60
336.9	5.5L	5522cc	OHV V8	3.875"	16	GMC Eng.			Pontiac	2 Bbl./Gasoline	1959	61
347	5.7L	5687cc	OHV V8	3.9375"	16	GMC Eng.			Pontiac	2 Bbl./Gasoline	1957	62
348	5.7L	5704cc	OHV V8	4.125"	16	GMC Eng.			Chevrolet	2 Bbl./Gasoline	1961-1958	63
348	5.7L	5704cc	OHV V8	4.125"	16	GMC Eng.			Chevrolet	4 Bbl./Gasoline	1960-1958	64
350	5.7L	5733cc	OHV V8	4.057"	16	GMC Eng.	Z		Oldsmobile	MFI/Diesel	1980-1978	65
350	5.7L	5736cc	OHV V8	4"	16	GMC Eng.	A		Chevrolet	4 Bbl./Gasoline	1971	66
350	5.7L	5736cc	OHV V8	4"	16	GMC Eng.	B		Chevrolet	4 Bbl./Gasoline	1971	67
350	5.7L	5736cc	OHV V8	4"	16	GMC Eng.	E		Chevrolet	2 Bbl./Gasoline	1972-1969	68
350	5.7L	5736cc	OHV V8	4"	16	GMC Eng.	H		Chevrolet	2 Bbl./Gasoline	1975-1972	69
350	5.7L	5736cc	OHV V8	4"	16	GMC Eng.	J		Chevrolet	4 Bbl./Gasoline	1972	70
350	5.7L	5736cc	OHV V8	4"	16	GMC Eng.	K		Chevrolet	4 Bbl./Gasoline	1973-1971	71
350	5.7L	5736cc	OHV V8	4"	16	GMC Eng.	L		Chevrolet	4 Bbl./Gasoline	1980-1972	72
350	5.7L	5736cc	OHV V8	4"	16	GMC Eng.	M		Chevrolet	4 Bbl./Gasoline	1980-1979	73
350	5.7L	5736cc	OHV V8	4"	16	GMC Eng.	P		Chevrolet	2 Bbl./Gasoline	1980	74
350	5.7L	5736cc	OHV V8	4"	16	GMC Eng.	V		Chevrolet	2 Bbl./Gasoline	1976-1973	75
350	5.7L	5736cc	OHV V8	4"	16	GMC Eng.	W		Chevrolet	2 Bbl./LPG	1976-1973	76
350	5.7L	5736cc	OHV V8	4"	16	GMC Eng.	W		Chevrolet	4 Bbl./LPG	1976-1973	77
350	5.7L	5736cc	OHV V8	4"	16	GMC Eng.	Y		Chevrolet	4 Bbl./Gasoline	1975-1973	78
350	5.7L	5736cc	OHV V8	4"	16	GMC Eng.			Chevrolet	2 Bbl./Gasoline	1971-1969	79
350	5.7L	5736cc	OHV V8	4"	16	GMC Eng.			Chevrolet	2 Bbl./LPG	1976-1969	80
350	5.7L	5736cc	OHV V8	4"	16	GMC Eng.			Chevrolet	4 Bbl./Gasoline	1971-1968	81
350	5.7L	5736cc	OHV V8	4"	16	GMC Eng.			Chevrolet	4 Bbl./LPG	1976-1969	82
351	5.8L	5753cc	OHV V6	4.5625"	12	GMC Eng.		351	GMC	2 Bbl./Gasoline	1968-1965	83
351	5.8L	5753cc	OHV V6	4.5625"	12	GMC Eng.		351C	GMC	2 Bbl./Gasoline	1968-1966	84
351	5.8L	5753cc	OHV V6	4.5625"	12	GMC Eng.		351E	GMC	2 Bbl./Gasoline	1968-1966	85
351	5.8L	5753cc	OHV V6	4.5625"	12	GMC Eng.		351M	GMC	2 Bbl./Gasoline	1968-1966	86
366	6.0L	5999cc	OHV V8	3.9375"	16	GMC Eng.			Chevrolet	4 Bbl./Gasoline	1967-1966	87
396	6.5L	6489cc	OHV V8	4.0938"	16	GMC Eng.	E		Chevrolet	4 Bbl./Gasoline	1969-1968	88
396	6.5L	6489cc	OHV V8	4.0938"	16	GMC Eng.	Y		Chevrolet	4 Bbl./Gasoline	1969-1968	89
396	6.5L	6489cc	OHV V8	4.0938"	16	GMC Eng.			Chevrolet	2 Bbl./Gasoline	1969-1968	90
396	6.5L	6489cc	OHV V8	4.0938"	16	GMC Eng.			Chevrolet	4 Bbl./Gasoline	1969-1966	91
400	6.6L	6556cc	OHV V8	4.125"	16	GMC Eng.	E		Chevrolet	4 Bbl./Gasoline	1972	92
400	6.6L	6556cc	OHV V8	4.125"	16	GMC Eng.	K		Chevrolet	4 Bbl./Gasoline	1970	93
400	6.6L	6556cc	OHV V8	4.125"	16	GMC Eng.	M		Chevrolet	4 Bbl./Gasoline	1975	94
400	6.6L	6556cc	OHV V8	4.125"	16	GMC Eng.	R		Chevrolet	4 Bbl./Gasoline	1980-1972	95
400	6.6L	6556cc	OHV V8	4.125"	16	GMC Eng.	U		Chevrolet	4 Bbl./Gasoline	1976-1973	96
400	6.6L	6556cc	OHV V8	4.125"	16	GMC Eng.	X		Chevrolet	4 Bbl./Gasoline	1980	97
400	6.6L	6556cc	OHV V8	4.125"	16	GMC Eng.			Chevrolet	4 Bbl./Gasoline	1971-1970	98
402	6.6L	6588cc	OHV V8	4.125"	16	GMC Eng.	E		Chevrolet	4 Bbl./Gasoline	1972-1970	99
402	6.6L	6588cc	OHV V8	4.125"	16	GMC Eng.	K		Chevrolet	4 Bbl./Gasoline	1971	100
402	6.6L	6588cc	OHV V8	4.125"	16	GMC Eng.	S		Chevrolet	4 Bbl./Gasoline	1972	101
402	6.6L	6588cc	OHV V8	4.125"	16	GMC Eng.	U		Chevrolet	4 Bbl./Gasoline	1972	102
402	6.6L	6588cc	OHV V8	4.125"	16	GMC Eng.			Chevrolet	4 Bbl./Gasoline	1971-1970	103
403	6.6L	6604cc	OHV V8	4.351"	16	GMC Eng.	K		Oldsmobile	4 Bbl./Gasoline	1978-1977	104
454	7.4L	7441cc	OHV V8	4.25"	16	GMC Eng.	E		Chevrolet	4 Bbl./Gasoline	1971-1970	105
454	7.4L	7441cc	OHV V8	4.25"	16	GMC Eng.	L		Chevrolet	4 Bbl./Gasoline	1975-1973	106
454	7.4L	7441cc	OHV V8	4.25"	16	GMC Eng.	S		Chevrolet	4 Bbl./Gasoline	1980-1976	107
454	7.4L	7441cc	OHV V8	4.25"	16	GMC Eng.	V		Chevrolet	4 Bbl./Gasoline	1972	108
454	7.4L	7441cc	OHV V8	4.25"	16	GMC Eng.	W		Chevrolet	4 Bbl./Gasoline	1980-1972	109
454	7.4L	7441cc	OHV V8	4.25"	16	GMC Eng.	Y		Chevrolet	4 Bbl./Gasoline	1978-1973	110
454	7.4L	7441cc	OHV V8	4.25"	16	GMC Eng.	Z		Chevrolet	4 Bbl./Gasoline	1975-1973	111
454	7.4L	7441cc	OHV V8	4.25"	16	GMC Eng.			Chevrolet	4 Bbl./Gasoline	1971-1970	112
455	7.5L	7457cc	OHV V8	4.125"	16	GMC Eng.	S		Oldsmobile	4 Bbl./Gasoline	1976-1975	113
455	7.5L	7457cc	OHV V8	4.125"	16	GMC Eng.	W		Oldsmobile	4 Bbl./Gasoline	1975-1973	114

Engine Code Index

Eng. Code	CID	Litres	CC	Block Type	Bore	Valves	Mfg.	Vin	Mfg. Div.	Fuel Del. Type	Years	Line
305	305	5.0L	4999cc	OHV V6	4.25"	12	GMC Eng.		GMC	2 Bbl./Gasoline	1969-1960	41

(continued on next page)

GMC Truck (Incl. SUV's)

Engine Code Index

Eng. Code	CID	Litres	CC	Block Type	Bore	Valves	Mfg.	Vin	Mfg. Div.	Fuel Del. Type	Years	Line
305C	305	5.0L	4999cc	OHV V6	4.25"	12	GMC Eng.		GMC	2 Bbl./Gasoline	1969-1966	42
305E	305	5.0L	4999cc	OHV V6	4.25"	12	GMC Eng.		GMC	2 Bbl./Gasoline	1969-1966	43
351	351	5.8L	5753cc	OHV V6	4.5625"	12	GMC Eng.		GMC	2 Bbl./Gasoline	1968-1965	83
351C	351	5.8L	5753cc	OHV V6	4.5625"	12	GMC Eng.		GMC	2 Bbl./Gasoline	1968-1966	84
351E	351	5.8L	5753cc	OHV V6	4.5625"	12	GMC Eng.		GMC	2 Bbl./Gasoline	1968-1966	85
351M	351	5.8L	5753cc	OHV V6	4.5625"	12	GMC Eng.		GMC	2 Bbl./Gasoline	1968-1966	86
3-53	159	2.6L	2606cc	OHV L3	3.875"	6	Detroit Diesel Eng.	T		MF/Diesel	1970-1965	4
3-53N	159	2.6L	2606cc	OHV L3	3.875"	12	Detroit Diesel Eng.	T		MF/Diesel	1970-1965	3

1 145 2.4L (2377cc) OHV H6 Air Cooled (12 Valve) (Corvaire), 3.4375" Bore (GMC Eng.), 2-1 Bbl. 1963-1961

QTY	CAMSHAFT/LIFTER	YEARS	PART NO.	DESCRIPTION
12	Lifter	63-61	HT-817 Std Only	Hyd.
12	Lifter, Bulk	63-61	HT-817B Std Only	Hyd.; Carton of 128
QTY	VALVE GUIDE	YEARS	PART NO.	DESCRIPTION
12	Guide	63-61	VG-618 2	VINTAGE; 0.3435" ID, 2.2200" O.A.L
QTY	VALVE SPRING	YEARS	PART NO.	DESCRIPTION
12	Spring	63-61	VS-521 Std Only	Incl. damper; 2.1090" Free Height
QTY	VALVE SEAL	YEARS	PART NO.	DESCRIPTION
12	Valve Stem Seal	63-61	ST-2012 Std Only	VINTAGE; Positive type; (TFL) PTFE
12	Valve Stem Seal Bulk	63-61	ST-2012BC Std Only	Positive type; Carton of 100; (TFL) PTFE
QTY	VALVE, MISC	YEARS	PART NO.	DESCRIPTION
24	Keeper	63-61	VK-115A Std Only	1 groove; Square cut key groove; Carton pack 24
24	Keeper	63-61	VK-115 Std Only	1 groove; Square cut key groove; Carton pack 32
24	Keeper	63-61	VK-115R Std Only	1 groove; Square cut key groove; Hardened
24	Keeper, Bulk	63-61	VK-115B Std Only	1 groove; Square cut key groove; Carton of 1000
QTY	ENGINE BEARINGS	YEARS	PART NO.	DESCRIPTION
1	Main Set	63-61	4063M Std-10	VINTAGE; Full flanged brgs.
1	Rod Set	63-61	6-2385CP Std-10	VINTAGE
6	Rod Pair	63-61	2385CP Std-10	VINTAGE

2 153 2.5L (2508cc) OHV L4 (8 Valve) (Chevrolet), 3.875" Bore (GMC Eng.), 1 Bbl. 1967-1963

QTY	TIMING	YEARS	PART NO.	DESCRIPTION
1	Gear Set	65	221-2525S	VINTAGE; (1) 221-2524; (1) 221-2537
1	Crank Gear	65-63	221-2537	27 Teeth
QTY	CAMSHAFT/LIFTER	YEARS	PART NO.	DESCRIPTION
8	Lifter	65-63	HT-817 Std Only	Hyd.
8	Lifter, Bulk	65-63	HT-817B Std Only	Hyd.; Carton of 128
QTY	PUSH ROD	YEARS	PART NO.	DESCRIPTION
8	Push Rod	65-63	RP-3180 Std Only	9.6800" O.A.L.
8	Push Rod	65-63	RP-3214R Std Only	Chrome-Moly; 9.6800" O.A.L.
8	Push Rod, Bulk	65-63	BRP-3180 Std Only	Carton of 100; 9.6800" O.A.L.
QTY	ROCKER PARTS	YEARS	PART NO.	DESCRIPTION
8	Arm Assy.	65-63	R-832 Std Only	Incl. arm, ball & nut
8	Arm Assy., Bulk	65-63	R-832B Std Only	Incl. arm, ball & nut; Carton of 64
8	Arm	65-63	R-832A Std Only	
8	Rocker Arm Ball	65-63	MR-1780 Std Only	
8	Nut	65-63	MR-1751 Std Only	Self-locking, 3/8" x 24 threads
8	Stud	65-63	MR-1752 Std Only	.003" O/S; 3/8" x 24 x 2.495"
8	Stud	65-63	MR-1949 Std Only	.372" x 24 x 2.495"
QTY	VALVE	YEARS	PART NO.	DESCRIPTION
4	Exhaust	65-63	V-1199 Std-3-5-15-30	VINTAGE; 1.5000" Head Dia., 0.3415" Stem Dia., 4.9280" O.A.L.
4	Exhaust, Bulk	65-63	V-1199B Std Only	VINTAGE; Carton of 25; 1.5000" Head Dia., 0.3415" Stem Dia., 4.9280" O.A.L.
4	Intake	65-63	V-1200 Std-3-15-30	VINTAGE; 1.7200" Head Dia., 0.3413" Stem Dia., 4.9170" O.A.L.
4	Intake, Bulk	65-63	V-1200B Std Only	VINTAGE; Carton of 25; 1.7200" Head Dia., 0.3413" Stem Dia., 4.9170" O.A.L.
QTY	VALVE SPRING	YEARS	PART NO.	DESCRIPTION
8	Spring	65-63	VS-521 Std Only	Incl. damper; 2.1090" Free Height
QTY	VALVE SEAL	YEARS	PART NO.	DESCRIPTION
8	Valve Stem Seal	65-63	MV-1233C Std Only	O-Ring; (RBB) Rubber
8	Valve Stem Seal	65-63	ST-2001 Std Only	Positive type; Installation requires valve guide machining; (RBBTF) Rubber/PTFE
8	Valve Stem Seal Bulk	65-63	MV-1233 Std Only	O-Ring; Carton of 100; (RBB) Rubber

(continued on next page)

GMC Truck (Incl. SUV's)

153 2.5L (2508cc) OHV L4 (8 Valve) (Chevrolet), 3.875" Bore (GMC Eng.), 1 Bbl. 1967-1963 2 (cont.)

VALVE TRAIN	QTY	VALVE SEAL (cont.)	YEARS	PART NO.	DESCRIPTION	VALVE TRAIN
	8	Valve Stem Seal Bulk	65-63	ST-2001BC Std Only	Positive type; Installation requires valve guide machining; Carton of 100; (RBBTF) Rubber/PTFE	
	4	Seat	65-63	245-1562-2 Std Only	Loc. Exh.; 1.5675" OD, 1.3125" ID, 0.2480" Depth	
	4	Seat	65-63	245-1562-2N Std Only	Loc. Exh.; Premium Material; 1.5675" OD, 1.3125" ID, 0.2480" Depth	
	4	Seat	65-63	245-1812-3 Std Only	Loc. Int.; 1.8175" OD, 1.5000" ID, 0.2160" Depth	
	16	Keeper	65-63	VK-115A Std Only	1 groove; Square cut key groove; Carton pack 24	
	16	Keeper	65-63	VK-115 Std Only	1 groove; Square cut key groove; Carton pack 32	
	16	Keeper	65-63	VK-115R Std Only	1 groove; Square cut key groove; Hardened	
	16	Keeper, Bulk	65-63	VK-115B Std Only	1 groove; Square cut key groove; Carton of 1000	
	8	Spring Insert	65-63	259-203C Std Only	.015"; Carton of 100	
	8	Spring Insert	65-63	259-203B Std Only	.030"; Carton of 100	
	8	Spring Insert	65-63	259-203BRS Std Only	.030"; Carton of 500	
	8	Spring Insert	65-63	259-203A Std Only	.060"; Carton of 100	
	8	Spring Insert	65-63	259-203ARS Std Only	.060"; Carton of 500	
	4	Rotocap	65-63	RC-157S Std Only	Loc. Exh.	
	4	Cast Piston	65-63	1108NP Std-20-30-40-60	VINTAGE; Cast; .9278" Pin Dia.; 2 Rings 5/64 Groove, 1 Ring 3/16 Groove, 1.780 CD, Flat Head w/4 valve reliefs	
	4	Cast Piston - Individual	65-63	W1108NP 30 30	VINTAGE; Cast; .9278" Pin Dia.; 2 Rings 5/64 Groove, 1 Ring 3/16 Groove, 1.780 CD, Flat Head w/4 valve reliefs	
	1	Premium Set	65-63	E-450K Std-20-30-40-60	2-5/64, 1-3/16; Premium Moly	
	1	Standard Set	65-63	E-450X Std-20-30-40-60	2-5/64, 1-3/16; Iron	
	1	Main Set	65-63	4123MA Std-1-10-20-30	VINTAGE; A-Series aluminum bearings	
	1	Rod Set	65-63	4-2020CP Std-1-10-20-30-40		
	4	Rod Pair	65-63	2020CP Std-1-2-10-20-30-40-50		
	1	Cam Set	65-63	1202M Std Only	VINTAGE	
	1	Oil Pump	65-63	224-4147		
	1	Oil Pump	65-63	224-4157	High Volume, check pan for clearance	
	1	Kit Gasket Set	67-63	260-1230	VINTAGE	
159 2.6L (2606cc) OHV L3 (12 Valve), 3.875" Bore (Detroit Diesel Eng.), MFI Diesel "VIN T" "Eng. Code 3-53N" 1970-1965 3						
	1	Kit Gasket Set	70-65	260-1631	VINTAGE; Compl.; Incl. Cork/rubber oil pan gskt.	
159 2.6L (2606cc) OHV L3 (6 Valve), 3.875" Bore (Detroit Diesel Eng.), MFI Diesel "VIN T" "Eng. Code 3-53" 1970-1965 4						
	1	Kit Gasket Set	70-69	260-1631	Exc. GMC P35 Van Base; VINTAGE; Compl.; Incl. Cork/rubber oil pan gskt.	
	1	Kit Gasket Set	68-65	260-1631	VINTAGE; Compl.; Incl. Cork/rubber oil pan gskt.	
164 2.7L (2684cc) OHV H6 Air Cooled (12 Valve) (Corvair), 3.4375" Bore (GMC Eng.), 2-1 Bbl. 1964 5						
	12	Lifter	64	HT-817 Std Only	Hyd.	
	12	Lifter, Bulk	64	HT-817B Std Only	Hyd.; Carton of 128	
	12	Push Rod	64	RP-3077 Std Only	VINTAGE; 10.2850" O.A.L.	
	12	Guide	64	VG-618 2 2	VINTAGE; 0.3435" ID, 2.2200" O.A.L	
	12	Spring	64	VS-521 Std Only	Incl. damper; 2.1090" Free Height	
	12	Valve Stem Seal	64	MV-1903 Std Only	Use w/repair guide; Positive type; (RBB) Rubber	
	12	Valve Stem Seal	64	ST-2012 Std Only	VINTAGE; Use w/O.E. guide; Positive type; (TFL) PTFE	
	12	Valve Stem Seal Bulk	64	ST-2012BC Std Only	Use w/O.E. guide; Positive type; Carton of 100; (TFL) PTFE	
	24	Keeper	64	VK-115A Std Only	1 groove; Square cut key groove; Carton pack 24	

(continued on next page)

GMC Truck (Incl. SUV's)

5 164 2.7L (2684cc) OHV H6 Air Cooled (12 Valve) (Corvair), 3.4375" Bore (GMC Eng.), 2-1 Bbl. 1964
(cont.)

QTY	VALVE, MISC (cont.)	YEARS	PART NO.	DESCRIPTION
24	Keeper	64	VK-115 Std Only	1 groove; Square cut key groove; Carton pack 32
24	Keeper	64	VK-115R Std Only	1 groove; Square cut key groove; Hardened
24	Keeper, Bulk	64	VK-115B Std Only	1 groove; Square cut key groove; Carton of 1000
QTY	PISTON	YEARS	PART NO.	DESCRIPTION
6	POWERFORGED	64	L-2206F Std-20-30-40-60	VINTAGE; Powerforged; .8001" Pin Dia.; 2 Rings 1/16 Groove, 1 Ring 1/8 Groove, 1.584 CD, Flat Head; DUROSHIELD® skirt coated piston
6	POWERFORGED Piston-Individual	64	WL-2206F Std-20-30-40-60	VINTAGE; Powerforged; .8001" Pin Dia.; 2 Rings 1/16 Groove, 1 Ring 1/8 Groove, 1.584 CD, Flat Head; DUROSHIELD® skirt coated piston
QTY	ENGINE BEARINGS	YEARS	PART NO.	DESCRIPTION
1	Main Set	64	4063M Std-10	VINTAGE; Full flanged brgs.
1	Rod Set	64	6-2385CP Std-10	VINTAGE
6	Rod Pair	64	2385CP Std-10	VINTAGE

6 194 3.2L (3180cc) OHV L6 (12 Valve) (Chevrolet), 3.5625" Bore (GMC Eng.), 1 Bbl. 1966-1963

QTY	TIMING	YEARS	PART NO.	DESCRIPTION
1	Gear Set	66-63	221-2525S	VINTAGE; (1) 221-2524; (1) 221-2537
1	Crank Gear	66-63	221-2537	27 Teeth
QTY	CAMSHAFT/LIFTER	YEARS	PART NO.	DESCRIPTION
1	Camshaft	66-63	CS-633	Hydraulic, (050) Duration at .050 Lobe Lift, 172 Exh., 172 Int., 105 Degrees Lobe Separation
1	Prelube		55-403 Std Only	1.5 oz. packet
1	Prelube		55-400 Std Only	4 oz. bottle; 1.5 oz. packet No. 55-403 also avail.
12	Lifter	66-63	HT-817 Std Only	Hyd.
12	Lifter, Bulk	66-63	HT-817B Std Only	Hyd.; Carton of 128
QTY	CAM KIT	YEARS	PART NO.	DESCRIPTION
1	Cam/Lifter Kit	66-63	KC-633	Hyd.; (1) 55-403B; (1) CS-633; (12) HT-817
QTY	PUSH ROD	YEARS	PART NO.	DESCRIPTION
12	Push Rod	66-63	RP-3180 Std Only	9.6800" O.A.L.
12	Push Rod	66-63	RP-3214R Std Only	Chrome-Moly; 9.6800" O.A.L.
12	Push Rod, Bulk	66-63	BRP-3180 Std Only	Carton of 100; 9.6800" O.A.L.
QTY	ROCKER PARTS	YEARS	PART NO.	DESCRIPTION
12	Arm Assy.	66-63	R-832 Std Only	Incl. arm, ball & nut
12	Arm Assy., Bulk	66-63	R-832B Std Only	Incl. arm, ball & nut; Carton of 64
12	Arm	66-63	R-832A Std Only	
12	Rocker Arm Ball	66-63	MR-1780 Std Only	
12	Nut	66-63	MR-1751 Std Only	Self-locking, 3/8" x 24 threads
12	Stud	66-63	MR-1752 Std Only	.003" O/S; 3/8" x 24 x 2.495"
12	Stud	66-63	MR-1949 Std Only	.372" x 24 x 2.495"
QTY	VALVE	YEARS	PART NO.	DESCRIPTION
6	Exhaust	66-63	V-1888X Std Only	Chrome plated stem; Stellite face; 1.5000" Head Dia., 0.3412" Stem Dia., 4.9230" O.A.L.
6	Exhaust	66-63	V-1199 Std-3-5-15-30	VINTAGE; 1.5000" Head Dia., 0.3415" Stem Dia., 4.9280" O.A.L.
6	Exhaust, Bulk	66-63	V-1199B Std Only	VINTAGE; Carton of 25; 1.5000" Head Dia., 0.3415" Stem Dia., 4.9280" O.A.L.
6	Intake	66-63	V-1200 Std-3-15-30	VINTAGE; 1.7200" Head Dia., 0.3413" Stem Dia., 4.9170" O.A.L.
6	Intake, Bulk	66-63	V-1200B Std Only	VINTAGE; Carton of 25; 1.7200" Head Dia., 0.3413" Stem Dia., 4.9170" O.A.L.
QTY	VALVE SPRING	YEARS	PART NO.	DESCRIPTION
12	Spring	66-63	VS-653 Std Only	VINTAGE; w/o Rotocaps; 1.9000" Free Height
12	Spring	66-63	VS-521 Std Only	w/Rotocaps; Incl. damper; 2.1090" Free Height
QTY	VALVE SEAL	YEARS	PART NO.	DESCRIPTION
12	Valve Stem Seal	66-63	MV-1233C Std Only	O-Ring; (RBB) Rubber
12	Valve Stem Seal	66-63	ST-2001 Std Only	Positive type; Installation requires valve guide machining; (RBBTF) Rubber/PTFE
12	Valve Stem Seal Bulk	66-63	MV-1233 Std Only	O-Ring; Carton of 100; (RBB) Rubber
12	Valve Stem Seal Bulk	66-63	ST-2001BC Std Only	Positive type; Installation requires valve guide machining; Carton of 100; (RBBTF) Rubber/PTFE
QTY	VALVE SEAT	YEARS	PART NO.	DESCRIPTION
6	Seat	66-63	245-1562-2 Std Only	Loc. Exh.; 1.5675" OD, 1.3125" ID, 0.2480" Depth
6	Seat	66-63	245-1562-2N Std Only	Loc. Exh.; Premium Material; 1.5675" OD, 1.3125" ID, 0.2480" Depth
6	Seat	66-63	245-1812-3 Std Only	Loc. Int.; 1.8175" OD, 1.5000" ID, 0.2160" Depth
QTY	VALVE, MISC	YEARS	PART NO.	DESCRIPTION
24	Keeper	66-63	VK-115A Std Only	1 groove; Square cut key groove; Carton pack 24

(continued on next page)

GMC Truck (Incl. SUV's)

194 3.2L (3180cc) OHV L6 (12 Valve) (Chevrolet), 3.5625" Bore (GMC Eng.), 1 Bbl. 1966-1963 6
(cont.)

QTY	VALVE, MISC (cont.)	YEARS	PART NO.	DESCRIPTION
24	Keeper	66-63	VK-115 Std Only	1 groove; Square cut key groove; Carton pack 32
24	Keeper	66-63	VK-115R Std Only	1 groove; Square cut key groove; Hardened
24	Keeper, Bulk	66-63	VK-115B Std Only	1 groove; Square cut key groove; Carton of 1000
12	Spring Insert	66-63	259-203C Std Only	.015"; Carton of 100
12	Spring Insert	66-63	259-203B Std Only	.030"; Carton of 100
12	Spring Insert	66-63	259-203BRS Std Only	.030"; Carton of 500
12	Spring Insert	66-63	259-203A Std Only	.060"; Carton of 100
12	Spring Insert	66-63	259-203ARS Std Only	.060"; Carton of 500
6	Rotocap	66-63	RC-157S Std Only	Loc. Exh.
QTY	RINGS	YEARS	PART NO.	DESCRIPTION
1	Standard Set	66-63	E-250X 40 40	VINTAGE; 2-5/64, 1-3/16; Iron
QTY	ENGINE BEARINGS	YEARS	PART NO.	DESCRIPTION
1	Main Set	66-63	4124MA Std-1-10-20-30-40-60	A-Series aluminum bearings
1	Rod Set	66-63	6-2020CP Std-10-20-30-40	6-2020CA 60 avail. as unplated & resizeable
1	Rod Set	66-63	6-2020CA 60 60	Unplated & resizeable
6	Rod Pair	66-63	2020CP Std-1-2-10-20-30-40-50	
1	Cam Set	66-63	1203M Std Only	VINTAGE
QTY	OIL PUMP	YEARS	PART NO.	DESCRIPTION
1	Oil Pump	66-63	224-4147	
1	Oil Pump	66-63	224-4157	High Volume, check pan for clearance
QTY	GASKETS	YEARS	PART NO.	DESCRIPTION
1	Kit Gasket Set	66-63	260-1005	VINTAGE
QTY	FREEZE PLUGS	YEARS	PART NO.	DESCRIPTION
1	Brass Block Plug Kit	66-64	381-8006	
1	Brass Deep Cup Freeze Plug	66-64	381-9001	VINTAGE; 1.625" Diameter
1	Brass Shallow Cup Freeze Plug	66-64	381-7066	2.000" Diameter
1	Steel Deep Cup Freeze Plug	66-64	381-3054	19/32" Diameter
1	Steel Shallow Cup Freeze Plug	66-64	381-2078	2.109" Diameter

200 3.3L (3277cc) OHV V6 (12 Valve) (Chevrolet), 3.5" Bore (GMC Eng.), 2 Bbl. "VIN M" 1979-1978 7

QTY	TIMING	YEARS	PART NO.	DESCRIPTION
1	3 Piece Set	79-78	KT3-499SA	Steel Crank Sprocket; w/.405" tooth width sprocket; (1) 222-499; (1) 223-390; (1) 223-505
1	Timing Chain	79-78	222-499	Use w/.405" tooth width sprocket; 46 Links
1	Crank Sprocket	79-78	223-391	Powdered metal; .405" tooth width sprocket; 18 Teeth
1	Crank Sprocket	79-78	223-505	Steel; .405" tooth width sprocket; 18 Teeth
1	Cam Sprocket	79-78	223-390	.405" tooth width sprocket; 36 Teeth
1	Cam Sprocket	79-78	223-390N	Nylon; .405" tooth width sprocket; 36 Teeth
QTY	CAMSHAFT/LIFTER	YEARS	PART NO.	DESCRIPTION
1	Camshaft	79-78	CS-712	Hydraulic, (050) Duration at .050 Lobe Lift, 194 Exh., 176 Int., 110 Degrees Lobe Separation
1	Prelube		55-403 Std Only	1.5 oz. packet
1	Prelube		55-400 Std Only	4 oz. bottle; 1.5 oz. packet No. 55-403 also avail.
12	Lifter	79-78	HT-817 Std Only	Hyd.
12	Lifter, Bulk	79-78	HT-817B Std Only	Hyd.; Carton of 128
QTY	CAM KIT	YEARS	PART NO.	DESCRIPTION
1	Cam/Lifter Kit	79-78	KC-712	Hyd.; (1) 55-403B; (1) CS-712; (12) HT-817
1	Cam/Lifter/Timing Kit	79-78	KCT-712	Hyd.; w/.405" tooth width sprocket; (1) 55-403B; (1) CS-712; (12) HT-817; (1) KT3-499S
QTY	PUSH ROD	YEARS	PART NO.	DESCRIPTION
12	Push Rod	79-78	RP-3093 Std Only	7.7940" O.A.L.
12	Push Rod	79-78	RP-3212R Std-100-150-200	Chrome-Moly; 7.7900" O.A.L.
12	Push Rod, Bulk	79-78	BRP-3093 Std Only	Carton of 100; 7.7940" O.A.L.
12	Push Rod, Bulk	79-78	BRP-3212R Std-100	Chrome-Moly; Carton of 100; 7.7900" O.A.L.
QTY	ROCKER PARTS	YEARS	PART NO.	DESCRIPTION
12	Arm Assy.	79-78	R-826 Std Only	Incl. arm, ball & nut
12	Arm Assy., Bulk	79-78	R-826B Std Only	Incl. arm, ball & nut; Carton of 64
12	Arm	79-78	R-826A Std Only	
12	Rocker Arm Ball	79-78	MR-1783 Std Only	
12	Nut	79-78	MR-1751 Std Only	Self-locking, 3/8" x 24 threads
QTY	VALVE GUIDE	YEARS	PART NO.	DESCRIPTION
6	Guide	79-78	VG-5038 Std Only	Loc. Exh.; 0.3430" ID, 2.1200" O.A.L.
6	Guide, Bulk	79-78	VG-5038B Std Only	Loc. Exh.; Carton of 50; 0.3430" ID, 2.1200" O.A.L.
QTY	VALVE SEAL	YEARS	PART NO.	DESCRIPTION
12	Valve Stem Seal	79-78	MV-1233C Std Only	O-Ring; (RBB) Rubber
12	Valve Stem Seal Bulk	79-78	MV-1233 Std Only	O-Ring; Carton of 100; (RBB) Rubber

(continued on next page)

GMC Truck (Incl. SUV's)

7 200 3.3L (3277cc) OHV V6 (12 Valve) (Chevrolet), 3.5" Bore (GMC Eng.), 2 Bbl. "VIN M" 1979-1978
(cont.)

QTY	VALVE, MISC	YEARS	PART NO.	DESCRIPTION
24	Keeper	79-78	VK-115A Std Only	1 groove; Square cut key groove; Carton pack 24
24	Keeper	79-78	VK-115 Std Only	1 groove; Square cut key groove; Carton pack 32
24	Keeper	79-78	VK-115R Std Only	1 groove; Square cut key groove; Hardened
24	Keeper, Bulk	79-78	VK-115B Std Only	1 groove; Square cut key groove; Carton of 1000
6	Rotocap	79-78	RC-157S Std Only	Loc. Exh.
QTY	PISTON	YEARS	PART NO.	DESCRIPTION
6	Cast Piston	79-78	475NP Std-20-30-40-60	VINTAGE; Cast; .9272" Pin Dia.; 2 Rings 5/64 Groove, 1 Ring 3/16 Groove, 1.540 CD, Recessed Head .142 deep x 2.880 dia. - 8.2:1 C.R.
6	Cast Piston - Individual	79-78	W475NP Std-20-30-40-60	VINTAGE; Cast; .9272" Pin Dia.; 2 Rings 5/64 Groove, 1 Ring 3/16 Groove, 1.540 CD, Recessed Head .142 deep x 2.880 dia. - 8.2:1 C.R.
QTY	RINGS	YEARS	PART NO.	DESCRIPTION
1	Premium Set	79-78	E-197K Std-20-40	VINTAGE; 2-5/64, 1-3/16; Premium Moly
1	Standard Set	79-78	E-197X Std-30-40-60	VINTAGE; 2-5/64, 1-3/16; Iron
QTY	ENGINE BEARINGS	YEARS	PART NO.	DESCRIPTION
1	Main Set	79-78	5085M Std-1-10-20-30-40	.020" O/S length flange brg.
1	Main Set	79-78	6687M 10 10-20-30	A-Series aluminum bearings
1	Main Set	79-78	5085MA Std-1-10-20-30-40	
1	Rod Set	79-78	6-3750P Std-10-20-30-40	
6	Rod Pair	79-78	3750P Std-30-40	Overplated copper-lead alloy; .713" O.A.L.
1	Cam Set	79-78	1463M Std-1	Babbitt material; Full round design
1	Cam Set	79-78	1791M Std Only	O.E. split type design
QTY	OIL PUMP	YEARS	PART NO.	DESCRIPTION
1	Oil Pump	79-78	224-4146	5/8" inlet
1	Oil Pump	79-78	224-4143	High Volume, check pan for clearance; 5/8" inlet; Use shaft w/steel guide
1	Inter. Shaft	79-78	224-6146E	Has steel shaft guide; Eliminates nylon shaft guide
1	Inter. Shaft	79-78	224-6146	Use w/nylon shaft guide
1	Oil Pump Shaft Guide	79-78	224-43343	Nylon
1	Screen Assy.	79-78	224-1246	5/8" inlet tube
QTY	FREEZE PLUGS	YEARS	PART NO.	DESCRIPTION
1	Brass Block Plug Kit	79-78	381-8049	
1	Steel Block Plug Kit	79-78	381-9676	
1	Brass Deep Cup Freeze Plug	79-78	381-9001	VINTAGE; 1.625" Diameter
1	Steel Deep Cup Freeze Plug	79-78	381-3178	
1	Steel Deep Cup Freeze Plug	79-78	381-3095	0.500" Diameter
1	Steel Deep Cup Freeze Plug	79-78	381-3041	1.625" Diameter
1	Steel Shallow Cup Freeze Plug	79-78	381-2078	2.109" Diameter

8 216.5 3.5L (3548cc) OHV L6 (12 Valve) (Chevrolet), 3.5" Bore (GMC Eng.), 1 Bbl. 1953-1938

QTY	TIMING	YEARS	PART NO.	DESCRIPTION
1	Crank Gear	52-38	221-2537	27 Teeth
1	Cam Gear	53	221-2500	VINTAGE; Fiber; Silent type; 54 Teeth
1	Cam Gear	52-38	221-2500	VINTAGE; Silent type; 54 Teeth
QTY	CAMSHAFT/LIFTER	YEARS	PART NO.	DESCRIPTION
1	Camshaft	52-38	CS-338	VINTAGE; Mechanical, (050) Duration at .050 Lobe Lift
1	Prelube		55-403 Std Only	1.5 oz. packet
1	Prelube		55-400 Std Only	4 oz. bottle; 1.5 oz. packet No. 55-403 also avail.
12	Lifter	52-40	AT-887 Std Only	VINTAGE; Mech.
QTY	PUSH ROD	YEARS	PART NO.	DESCRIPTION
12	Push Rod	52-40	RP-3019 Std Only	VINTAGE; 10.4650" O.A.L.
QTY	VALVE	YEARS	PART NO.	DESCRIPTION
6	Exhaust	52-50	V-1888X Std Only	Chrome plated stem; Stellite face; 1.5000" Head Dia., 0.3412" Stem Dia., 4.9230" O.A.L.
6	Exhaust	52-50	V-1199 Std-3-5-15-30	VINTAGE; 1.5000" Head Dia., 0.3415" Stem Dia., 4.9280" O.A.L.
6	Exhaust	49-41	V-957 Std Only	VINTAGE; 1.4665" Head Dia., 0.3402" Stem Dia., 4.8760" O.A.L.
6	Exhaust, Bulk	52-50	V-1199B Std Only	VINTAGE; Carton of 25; 1.5000" Head Dia., 0.3415" Stem Dia., 4.9280" O.A.L.
6	Intake	52-41	V-958 Std Only	VINTAGE; 1.6410" Head Dia., 0.3412" Stem Dia., 6.2830" O.A.L.
QTY	VALVE GUIDE	YEARS	PART NO.	DESCRIPTION
6	Guide	52-41	VG-350 Std Only	VINTAGE; Loc. Exh.; 0.3435" ID, 2.4400" O.A.L.
6	Guide	52-38	VG-473 Std Only	VINTAGE; Loc. Int.; 0.3435" ID, 3.3400" O.A.L.
QTY	VALVE SPRING	YEARS	PART NO.	DESCRIPTION
12	Spring	52-38	VS-424 Std Only	VINTAGE; 2.2500" Free Height

(continued on next page)

GMC Truck (Incl. SUV's)

216.5 3.5L (3548cc) OHV L6 (12 Valve) (Chevrolet), 3.5" Bore (GMC Eng.), 1 Bbl. 1953-1938 8 (cont.)

QTY	VALVE SEAL	YEARS	PART NO.	DESCRIPTION
12	Valve Stem Seal	52-38	MV-1233C Std Only	O-Ring; (RBB) Rubber
12	Valve Stem Seal	52-38	ST-2001 Std Only	Positive type; Installation requires valve guide machining; (RBBTF) Rubber/PTFE
12	Valve Stem Seal Bulk	52-38	MV-1233 Std Only	O-Ring; Carton of 100; (RBB) Rubber
12	Valve Stem Seal Bulk	52-38	ST-2001BC Std Only	Positive type; Installation requires valve guide machining; Carton of 100; (RBBTF) Rubber/PTFE
QTY	VALVE, MISC	YEARS	PART NO.	DESCRIPTION
24	Keeper	52-38	VK-115A Std Only	1 groove; Square cut key groove; Carton pack 24
24	Keeper	52-38	VK-115 Std Only	1 groove; Square cut key groove; Carton pack 32
24	Keeper	52-38	VK-115R Std Only	1 groove; Square cut key groove; Hardened
24	Keeper, Bulk	52-38	VK-115B Std Only	1 groove; Square cut key groove; Carton of 1000
12	Spring Insert	52-38	259-200A Std Only	.060"; Carton of 100
12	Spring Insert	52-38	259-200B Std Only	VINTAGE; .030"; Carton of 100
QTY	PISTON	YEARS	PART NO.	DESCRIPTION
12	Pin Bushing	52-44	9559X	VINTAGE; 2 req'd. per rod
12	Pin Bushing	42-40	9559X	VINTAGE; 2 req'd. per rod
QTY	RINGS	YEARS	PART NO.	DESCRIPTION
1	Standard Set	52-38	E-103X Std-30	VINTAGE; 2-1/8, 1-3/16; Iron
QTY	ENGINE BEARINGS	YEARS	PART NO.	DESCRIPTION
1	Main Set	52-48	648M Std-10-20-30	VINTAGE; Use w/FSM-105S shim set
6	Rod Pair	52-44	1415SB 10 10-20	VINTAGE; Insert type rod brg. for 18R rod forgings that have been converted from babbitted to insert type; Use w/FSM-104S shim set
6	Rod Pair	42-40	1415SB 10 10-20	VINTAGE; Insert type rod brg. for 18R rod forgings that have been converted from babbitted to insert type; Use w/FSM-104S shim set
1	Shim Set	52-44	FSM-104S	VINTAGE; Use w/1415SB Rod Brg.
1	Shim Set	52-48	FSM-105S	VINTAGE; Use w/648M Main Set
1	Shim Set	42-40	FSM-104S	VINTAGE; Use w/1415SB Rod Brg.
1	Cam Set	52-44	1094M Std Only	VINTAGE
1	Cam Set	42-40	1094M Std Only	VINTAGE
QTY	OIL PUMP	YEARS	PART NO.	DESCRIPTION
1	Oil Pump	52-38	224-4140	VINTAGE

228 3.7L (3737cc) OHV L6 (12 Valve) (GMC), 3.5625" Bore (GMC Eng.), 1 Bbl. 1953-1939 9

QTY	TIMING	YEARS	PART NO.	DESCRIPTION
1	Cam Gear	53-39	221-2500	VINTAGE; Silent type; 54 Teeth
1	Cam Gear	52	221-2500	GMC PM152-22 Base; VINTAGE; Fiber; Silent type; 54 Teeth
QTY	CAMSHAFT/LIFTER	YEARS	PART NO.	DESCRIPTION
12	Lifter	53-39	AT-887 Std Only	VINTAGE; Mech.
QTY	VALVE SPRING	YEARS	PART NO.	DESCRIPTION
12	Spring	53-39	VS-424 Std Only	VINTAGE; 2.2500" Free Height
QTY	VALVE SEAL	YEARS	PART NO.	DESCRIPTION
12	Valve Stem Seal	53-39	MV-1233C Std Only	O-Ring; (RBB) Rubber
12	Valve Stem Seal	53-39	ST-2001 Std Only	Positive type; Installation requires valve guide machining; (RBBTF) Rubber/PTFE
12	Valve Stem Seal Bulk	53-39	MV-1233 Std Only	O-Ring; Carton of 100; (RBB) Rubber
12	Valve Stem Seal Bulk	53-39	ST-2001BC Std Only	Positive type; Installation requires valve guide machining; Carton of 100; (RBBTF) Rubber/PTFE
QTY	VALVE, MISC	YEARS	PART NO.	DESCRIPTION
24	Keeper	53-39	VK-115A Std Only	1 groove; Square cut key groove; Carton pack 24
24	Keeper	53-39	VK-115 Std Only	1 groove; Square cut key groove; Carton pack 32
24	Keeper	53-39	VK-115R Std Only	1 groove; Square cut key groove; Hardened
24	Keeper, Bulk	53-39	VK-115B Std Only	1 groove; Square cut key groove; Carton of 1000
QTY	PISTON	YEARS	PART NO.	DESCRIPTION
6	Pin Bushing	51-39	9849	VINTAGE; Full round design
6	Pin Bushing	51-39	9849V	VINTAGE; Split type bushing
QTY	RINGS	YEARS	PART NO.	DESCRIPTION
1	Standard Set	53-39	677X Std Only	VINTAGE; 1-3/32, 2-1/8, 1-3/16; Iron
QTY	ENGINE BEARINGS	YEARS	PART NO.	DESCRIPTION
1	Main Set	51-39	697M Std-10-20	VINTAGE
6	Rod Pair	51-39	9845CP Std-10-20	VINTAGE
1	Cam Set	51-39	1094M Std Only	VINTAGE

GMC Truck (Incl. SUV's)

10 229 3.8L (3752cc) OHV V6 (12 Valve) (Chevrolet), 3.736" Bore (GMC Eng.), 2 Bbl. "VIN K" 1980

QTY	TIMING	YEARS	PART NO.	DESCRIPTION
1	Timing Set w/Gaskets	80	CTS-1000	w/.405" tooth width sprocket
1	Timing Chain	80	222-499	Use w/.405" tooth width sprocket; 46 Links
1	Crank Sprocket	80	223-391	Powdered metal; .405" tooth width sprocket; 18 Teeth
1	Crank Sprocket	80	223-505	Exc. Chevrolet El Camino SS; Steel; .405" tooth width sprocket; 18 Teeth
1	Cam Sprocket	80	223-390	.405" tooth width sprocket; 36 Teeth
1	Cam Sprocket	80	223-390N	Nylon; .405" tooth width sprocket; 36 Teeth
QTY	CAMSHAFT/LIFTER	YEARS	PART NO.	DESCRIPTION
1	Camshaft	80	CS-712	Hydraulic, (050) Duration at .050 Lobe Lift, 194 Exh., 176 Int., 110 Degrees Lobe Separation
1	Prelube		55-403 Std Only	1.5 oz. packet
1	Prelube		55-400 Std Only	4 oz. bottle; 1.5 oz. packet No. 55-403 also avail.
12	Lifter	80	HT-817 Std Only	Hyd.
12	Lifter, Bulk	80	HT-817B Std Only	Hyd.; Carton of 128
QTY	CAM KIT	YEARS	PART NO.	DESCRIPTION
1	Cam/Lifter Kit	80	KC-712	Hyd.; (1) 55-403B; (1) CS-712; (12) HT-817
1	Cam/Lifter/Timing Kit	80	KCT-712	Hyd.; w/.405" tooth width sprocket; (1) 55-403B; (1) CS-712; (12) HT-817; (1) KT3-499S
QTY	PUSH ROD	YEARS	PART NO.	DESCRIPTION
12	Push Rod	80	RP-3093 Std Only	7.7940" O.A.L.
12	Push Rod	80	RP-3212R Std-100-150-200	Chrome-Moly; 7.7900" O.A.L.
12	Push Rod, Bulk	80	BRP-3093 Std Only	Carton of 100; 7.7940" O.A.L.
12	Push Rod, Bulk	80	BRP-3212R Std-100	Chrome-Moly; Carton of 100; 7.7900" O.A.L.
QTY	ROCKER PARTS	YEARS	PART NO.	DESCRIPTION
12	Arm Assy.	80	R-826 Std Only	Incl. arm, ball & nut
12	Arm Assy., Bulk	80	R-826B Std Only	Incl. arm, ball & nut; Carton of 64
12	Arm	80	R-826A Std Only	
12	Rocker Arm Ball	80	MR-1783 Std Only	
12	Nut	80	MR-1751 Std Only	Self-locking, 3/8" x 24 threads
12	Stud	80	MR-1752 Std Only	.003" O/S; 3/8" x 24 x 2.495"
12	Stud	80	MR-1949 Std Only	.372" x 24 x 2.495"
QTY	VALVE	YEARS	PART NO.	DESCRIPTION
6	Exhaust	80	V-1904 Std-3-15-30	Chrome plated stem; 1.5000" Head Dia., 0.3414" Stem Dia., 4.9280" O.A.L.
6	Exhaust, Bulk	80	V-1904B Std-15	Chrome plated stem; Carton of 25; 1.5000" Head Dia., 0.3414" Stem Dia., 4.9280" O.A.L.
QTY	VALVE GUIDE	YEARS	PART NO.	DESCRIPTION
6	Guide	80	VG-5005H Std Only	Loc. Exh.; Hardened; 0.3430" ID, 2.2500" O.A.L
6	Guide	80	VG-5005 Std Only	Loc. Exh.; Plain; 0.3430" ID, 2.2500" O.A.L
6	Guide	80	VG-5005T Std Only	Loc. Exh.; Threaded; 0.3425" ID, 2.2500" O.A.L
6	Guide	80	VG-5038 Std Only	Loc. Int.; 0.3430" ID, 2.1200" O.A.L
6	Guide, Bulk	80	VG-5005B Std Only	Loc. Exh.; Plain; Carton of 50; 0.3430" ID, 2.2500" O.A.L
6	Guide, Bulk	80	VG-5005TB Std Only	Loc. Exh.; Threaded; Carton of 50; 0.3425" ID, 2.2500" O.A.L
6	Guide, Bulk	80	VG-5038B Std Only	Loc. Int.; Carton of 50; 0.3430" ID, 2.1200" O.A.L
QTY	VALVE SEAL	YEARS	PART NO.	DESCRIPTION
12	Valve Stem Seal	80	MV-1233C Std Only	O-Ring; (RBB) Rubber
12	Valve Stem Seal Bulk	80	MV-1233 Std Only	O-Ring; Carton of 100; (RBB) Rubber
QTY	VALVE, MISC	YEARS	PART NO.	DESCRIPTION
24	Keeper	80	VK-115A Std Only	1 groove; Square cut key groove; Carton pack 24
24	Keeper	80	VK-115 Std Only	1 groove; Square cut key groove; Carton pack 32
24	Keeper	80	VK-115R Std Only	1 groove; Square cut key groove; Hardened
24	Keeper, Bulk	80	VK-115B Std Only	1 groove; Square cut key groove; Carton of 1000
6	Rotocap	80	RC-157S Std Only	Loc. Exh.
QTY	PISTON	YEARS	PART NO.	DESCRIPTION
6	Cast Piston	80	698P 30 30-40-60	Cast; .9275" Pin Dia.; 2 Rings 5/64 Groove, 1 Ring 3/16 Groove, 1.540 CD, Recessed Head .110 deep x 3.115 dia. - 8.5:1 C.R.
6	Cast Piston - Individual	80	W698P 30 30-40-60	Cast; .9275" Pin Dia.; 2 Rings 5/64 Groove, 1 Ring 3/16 Groove, 1.540 CD, Recessed Head .110 deep x 3.115 dia. - 8.5:1 C.R.
QTY	RINGS	YEARS	PART NO.	DESCRIPTION
1	Premium Set	80	E-414K Std-30-40	2-5/64, 1-3/16; Premium Moly
1	Standard Set	80	E-414X Std-40-60	2-5/64, 1-3/16; Iron
QTY	ENGINE BEARINGS	YEARS	PART NO.	DESCRIPTION
1	Main Set	80	5085M Std-1-10-20-30-40	
1	Main Set	80	6687M 10 10-20-30	.020" O/S length flange brg.
1	Main Set	80	5085MA Std-1-10-20-30-40	A-Series aluminum bearings
1	Rod Set	80	6-3750P Std-10-20-30-40	

VALVE TRAIN

VALVE TRAIN

BLOCK

BLOCK

(continued on next page)

GMC Truck (Incl. SUV's)

229 3.8L (3752cc) OHV V6 (12 Valve) (Chevrolet), 3.736" Bore (GMC Eng.), 2 Bbl. "VIN K" 1980 10
(cont.)

BLOCK	QTY	ENGINE BEARINGS (cont.)	YEARS	PART NO.	DESCRIPTION	BLOCK
	6	Rod Pair	80	3750P Std-30-40	Overplated copper-lead alloy; .713" O.A.L.	
	1	Cam Set	80	1463M Std-1	Babbitt material; Full round design	
	1	Cam Set	80	1791M Std Only	O.E. split type design	
	QTY	OIL PUMP	YEARS	PART NO.	DESCRIPTION	
	1	Oil Pump	80	224-4146	5/8" inlet	
	1	Oil Pump	80	224-4143	High Volume, check pan for clearance; 5/8" inlet; Use shaft w/steel guide	
	1	Inter. Shaft	80	224-6146E	Has steel shaft guide; Eliminates nylon shaft guide	
	1	Inter. Shaft	80	224-6146	Use w/nylon shaft guide	
	1	Oil Pump Shaft Guide	80	224-43343	Nylon	
	1	Screen Assy.	80	224-1246	5/8" inlet tube	
	QTY	GASKETS	YEARS	PART NO.	DESCRIPTION	
	1	Kit Gasket Set	80	260-1101	Premium valve stem seals incl.	
	QTY	FREEZE PLUGS	YEARS	PART NO.	DESCRIPTION	
	1	Brass Block Plug Kit	80	381-8049		
	1	Steel Block Plug Kit	80	381-9676		
	1	Brass Deep Cup Freeze Plug	80	381-9001	VINTAGE; 1.625" Diameter	
	1	Steel Deep Cup Freeze Plug	80	381-3178		
	1	Steel Deep Cup Freeze Plug	80	381-3095	0.500" Diameter	
	1	Steel Deep Cup Freeze Plug	80	381-3041	1.625" Diameter	
	1	Steel Shallow Cup Freeze Plug	80	381-2078	2.109" Diameter	

KITS	RE-RING KIT	YEARS	DESCRIPTION		PREMIUM KIT NO.	ECONOMY KIT NO.	KITS
	80	Premium valve stem seals incl.	Re-ring		205-692	205-192	
	80	Incl. A-Series aluminum bearings ; Premium valve stem seals incl.	Re-ring w/Mains		205-692M	205-192M	
	QTY	OVERHAUL KIT	YEARS	DESCRIPTION		PREMIUM KIT NO.	ECONOMY KIT NO.
	80	Premium valve stem seals incl.; Incl. 5/8" inlet oil pump; w/.405" tooth width sprocket	Master w/o Rods & Mains		505-692A	505-192A	
	80	Premium valve stem seals incl.; Incl. A-Series aluminum bearings ; Incl. 5/8" inlet oil pump; w/.405" tooth width sprocket	Master		MKP-692A	----	
	80	Premium valve stem seals incl.; Incl. A-Series aluminum bearings ; Incl. 5/8" inlet oil pump; w/.405" tooth width sprocket Avail. in .030, .040 & .060 OS pistons	Master		----	MKP-192A	
	80	Premium valve stem seals incl.; Incl. A-Series aluminum bearings ; Incl. 5/8" inlet oil pump; w/.405" tooth width sprocket	Master w/o Pistons		MK-692A	MK-192A	

230 3.8L (3770cc) OHV L6 (12 Valve) (Chevrolet), 3.875" Bore (GMC Eng.), 1 Bbl. "VIN S" 1969-1968 11

VALVE TRAIN	QTY	TIMING	YEARS	PART NO.	DESCRIPTION	VALVE TRAIN
	1	Gear Set	69-68	221-2525S	VINTAGE; (1) 221-2524; (1) 221-2537	
	1	Crank Gear	69-68	221-2537	27 Teeth	
	QTY	CAMSHAFT/LIFTER	YEARS	PART NO.	DESCRIPTION	
	1	Camshaft	69-68	CS-633	Hydraulic, (050) Duration at .050 Lobe Lift, 172 Exh., 172 Int., 105 Degrees Lobe Separation	
	1	Prelube		55-403 Std Only	1.5 oz. packet	
	1	Prelube		55-400 Std Only	4 oz. bottle; 1.5 oz. packet No. 55-403 also avail.	
	12	Lifter	69-68	HT-817 Std Only	Hyd.	
	12	Lifter, Bulk	69-68	HT-817B Std Only	Hyd.; Carton of 128	
	QTY	CAM KIT	YEARS	PART NO.	DESCRIPTION	
	1	Cam/Lifter Kit	69-68	KC-633	Hyd.; (1) 55-403B; (1) CS-633; (12) HT-817	
	QTY	PUSH ROD	YEARS	PART NO.	DESCRIPTION	
	12	Push Rod	69-68	RP-3180 Std Only	9.6800" O.A.L.	
	12	Push Rod	69-68	RP-3214R Std Only	Chrome-Moly; 9.6800" O.A.L.	
	12	Push Rod, Bulk	69-68	BRP-3180 Std Only	Carton of 100; 9.6800" O.A.L.	
	QTY	ROCKER PARTS	YEARS	PART NO.	DESCRIPTION	
	12	Arm Assy.	69-68	R-832 Std Only	Incl. arm, ball & nut	
	12	Arm Assy., Bulk	69-68	R-832B Std Only	Incl. arm, ball & nut; Carton of 64	
	12	Arm	69-68	R-832A Std Only		
	12	Rocker Arm Ball	69-68	MR-1780 Std Only		
	12	Nut	69-68	MR-1751 Std Only	Self-locking, 3/8" x 24 threads	
	12	Stud	69-68	MR-1752 Std Only	.003" O/S; 3/8" x 24 x 2.495"	

(continued on next page)

GMC Truck (Incl. SUV's)

11 230 3.8L (3770cc) OHV L6 (12 Valve) (Chevrolet), 3.875" Bore (GMC Eng.), 1 Bbl. "VIN S" 1969-1968
(cont.)

QTY	ROCKER PARTS (cont.)	YEARS	PART NO.	DESCRIPTION
12	Stud	69-68	MR-1949 Std Only	.372" x 24 x 2.495"
6	VALVE Exhaust	69-68	V-1888X Std Only	DESCRIPTION Chrome plated stem; Stellite face; 1.5000" Head Dia., 0.3412" Stem Dia., 4.9230" O.A.L.
6	Exhaust	69-68	V-1199 Std-3-5-15-30	VINTAGE; 1.5000" Head Dia., 0.3415" Stem Dia., 4.9280" O.A.L.
6	Exhaust, Bulk	69-68	V-1199B Std Only	VINTAGE; Carton of 25; 1.5000" Head Dia., 0.3415" Stem Dia., 4.9280" O.A.L.
6	Intake	69-68	V-1200 Std-3-15-30	VINTAGE; 1.7200" Head Dia., 0.3413" Stem Dia., 4.9170" O.A.L.
6	Intake, Bulk	69-68	V-1200B Std Only	VINTAGE; Carton of 25; 1.7200" Head Dia., 0.3413" Stem Dia., 4.9170" O.A.L.
6	VALVE GUIDE Guide	69-68	VG-5038 Std Only	DESCRIPTION Loc. Int.; 0.3430" ID, 2.1200" O.A.L.
6	Guide, Bulk	69-68	VG-5038B Std Only	Loc. Int.; Carton of 50; 0.3430" ID, 2.1200" O.A.L.
12	VALVE SPRING Spring	69-68	VS-653 Std Only	DESCRIPTION VINTAGE; w/o Rotocaps; 1.9000" Free Height
12	Spring	69-68	VS-521 Std Only	w/Rotocaps; Incl. damper; 2.1090" Free Height
12	VALVE SEAL Valve Stem Seal	69-68	MV-1233C Std Only	DESCRIPTION O-Ring; (RBB) Rubber
12	Valve Stem Seal	69-68	ST-2001 Std Only	Positive type; Installation requires valve guide machining; (RBBTF) Rubber/PTFE
12	Valve Stem Seal Bulk	69-68	MV-1233 Std Only	O-Ring; Carton of 100; (RBB) Rubber
12	Valve Stem Seal Bulk	69-68	ST-2001BC Std Only	Positive type; Installation requires valve guide machining; Carton of 100; (RBBTF) Rubber/PTFE
6	VALVE SEAT Seat	69-68	245-1562-2 Std Only	DESCRIPTION Loc. Exh.; 1.5675" OD, 1.3125" ID, 0.2480" Depth
6	Seat	69-68	245-1562-2N Std Only	Loc. Exh.; Premium Material; 1.5675" OD, 1.3125" ID, 0.2480" Depth
6	Seat	69-68	245-1812-3 Std Only	Loc. Int.; 1.8175" OD, 1.5000" ID, 0.2160" Depth
24	VALVE, MISC Keeper	69-68	VK-115A Std Only	DESCRIPTION 1 groove; Square cut key groove; Carton pack 24
24	Keeper	69-68	VK-115 Std Only	1 groove; Square cut key groove; Carton pack 32
24	Keeper	69-68	VK-115R Std Only	1 groove; Square cut key groove; Hardened
24	Keeper, Bulk	69-68	VK-115B Std Only	1 groove; Square cut key groove; Carton of 1000
12	Spring Insert	69-68	259-203C Std Only	.015"; Carton of 100
12	Spring Insert	69-68	259-203B Std Only	.030"; Carton of 100
12	Spring Insert	69-68	259-203BRS Std Only	.030"; Carton of 500
12	Spring Insert	69-68	259-203A Std Only	.060"; Carton of 100
12	Spring Insert	69-68	259-203ARS Std Only	.060"; Carton of 500
6	Rotocap	69-68	RC-157S Std Only	Loc. Exh.; Use w/VS-521
6	PISTON Cast Piston	69-68	1107NP Std-30-40-60	DESCRIPTION VINTAGE; Cast; .9278" Pin Dia.; 2 Rings 5/64 Groove, 1 Ring 3/16 Groove, 1.780 CD, Flat Head w/4 valve reliefs
6	Pin Bushing	69-68	9849	VINTAGE; Full round design
6	Pin Bushing	69-68	9849V	VINTAGE; Split type bushing
1	RINGS Premium Set	69-68	E-234K Std-20-30-40-60	DESCRIPTION 2-5/64, 1-3/16; Premium Moly
1	Standard Set	69-68	E-234X Std-20-30-40-60	2-5/64, 1-3/16; Iron
6	Premium Single Cylinder Set	69-68	WE-234K Std Only	2-5/64, 1-3/16; Premium Moly
6	Standard Single Cylinder Set	69-68	WE-234X Std-20	2-5/64, 1-3/16; Iron
1	ENGINE BEARINGS Main Set	69-68	4124MA Std-1-10-20-30-40-60	DESCRIPTION A-Series aluminum bearings
1	Rod Set	69-68	6-2020CP Std-10-20-30-40	6-2020CA 60 avail. as unplated & resizeable
1	Rod Set	69-68	6-2020CA 60	Unplated & resizeable
6	Rod Pair	69-68	2020CP Std-1-2-10-20-30-40-50	
1	Cam Set	69-68	1203M Std Only	VINTAGE
1	OIL PUMP Oil Pump	69-68	224-4147	DESCRIPTION
1	Oil Pump	69-68	224-4157	High Volume, check pan for clearance
1	GASKETS Kit Gasket Set	69-68	260-1005	DESCRIPTION VINTAGE
1	FREEZE PLUGS Brass Block Plug Kit	69-68	381-8006	DESCRIPTION
1	Brass Deep Cup Freeze Plug	69-68	381-9001	VINTAGE; 1.625" Diameter
1	Brass Shallow Cup Freeze Plug	69-68	381-7066	2.000" Diameter
1	Steel Deep Cup Freeze Plug	69-68	381-3054	19/32" Diameter

(continued on next page)

GMC Truck (Incl. SUV's)

230 3.8L (3770cc) OHV L6 (12 Valve) (Chevrolet), 3.875" Bore (GMC Eng.), 1 Bbl. "VIN S" 1969-1968 11
(cont.)

QTY	FREEZE PLUGS (cont.)	YEARS	PART NO.	DESCRIPTION
1	Steel Shallow Cup Freeze Plug	69-68	381-2078	2.109" Diameter
230 3.8L (3770cc) OHV L6 (12 Valve) (Chevrolet), 3.875" Bore (GMC Eng.), 1 Bbl. 1969-1963 12				
QTY	TIMING	YEARS	PART NO.	DESCRIPTION
1	Gear Set	69-65	221-2525S	VINTAGE; (1) 221-2524; (1) 221-2537
1	Crank Gear	69-63	221-2537	27 Teeth
QTY	CAMSHAFT/LIFTER	YEARS	PART NO.	DESCRIPTION
1	Camshaft	69-63	CS-633	Hydraulic, (050) Duration at .050 Lobe Lift, 172 Exh., 172 Int., 105 Degrees Lobe Separation
1	Prelube		55-403 Std Only	1.5 oz. packet
1	Prelube		55-400 Std Only	4 oz. bottle; 1.5 oz. packet No. 55-403 also avail.
12	Lifter	69-63	HT-817 Std Only	Hyd.
12	Lifter, Bulk	69-63	HT-817B Std Only	Hyd.; Carton of 128
QTY	CAM KIT	YEARS	PART NO.	DESCRIPTION
1	Cam/Lifter Kit	69-63	KC-633	Hyd.; (1) 55-403B; (1) CS-633; (12) HT-817
QTY	PUSH ROD	YEARS	PART NO.	DESCRIPTION
12	Push Rod	69-63	RP-3180 Std Only	9.6800" O.A.L.
12	Push Rod	69-63	RP-3214R Std Only	Chrome-Moly; 9.6800" O.A.L.
12	Push Rod, Bulk	69-63	BRP-3180 Std Only	Carton of 100; 9.6800" O.A.L.
QTY	ROCKER PARTS	YEARS	PART NO.	DESCRIPTION
12	Arm Assy.	69-63	R-832 Std Only	Incl. arm, ball & nut
12	Arm Assy., Bulk	69-63	R-832B Std Only	Incl. arm, ball & nut; Carton of 64
12	Arm	69-63	R-832A Std Only	
12	Rocker Arm Ball	69-63	MR-1780 Std Only	
12	Nut	69-63	MR-1751 Std Only	Self-locking, 3/8" x 24 threads
12	Stud	69-63	MR-1752 Std Only	.003" O/S; 3/8" x 24 x 2.495"
12	Stud	69-63	MR-1949 Std Only	.372" x 24 x 2.495"
QTY	VALVE	YEARS	PART NO.	DESCRIPTION
6	Exhaust	69-63	V-1888X Std Only	Chrome plated stem; Stellite face; 1.5000" Head Dia., 0.3412" Stem Dia., 4.9230" O.A.L.
6	Exhaust	69-63	V-1199 Std-3-5-15-30	VINTAGE; 1.5000" Head Dia., 0.3415" Stem Dia., 4.9280" O.A.L.
6	Exhaust, Bulk	69-63	V-1199B Std Only	VINTAGE; Carton of 25; 1.5000" Head Dia., 0.3415" Stem Dia., 4.9280" O.A.L.
6	Intake	69-63	V-1200 Std-3-15-30	VINTAGE; 1.7200" Head Dia., 0.3413" Stem Dia., 4.9170" O.A.L.
6	Intake, Bulk	69-63	V-1200B Std Only	VINTAGE; Carton of 25; 1.7200" Head Dia., 0.3413" Stem Dia., 4.9170" O.A.L.
QTY	VALVE GUIDE	YEARS	PART NO.	DESCRIPTION
6	Guide	69-63	VG-5038 Std Only	Loc. Int.; 0.3430" ID, 2.1200" O.A.L.
6	Guide, Bulk	69-63	VG-5038B Std Only	Loc. Int.; Carton of 50; 0.3430" ID, 2.1200" O.A.L.
QTY	VALVE SPRING	YEARS	PART NO.	DESCRIPTION
12	Spring	69-65	VS-653 Std Only	VINTAGE; w/o Rotocaps; 1.9000" Free Height
12	Spring	69-65	VS-521 Std Only	w/Rotocaps; Incl. damper; 2.1090" Free Height
12	Spring	64-63	VS-521 Std Only	Incl. damper; 2.1090" Free Height
QTY	VALVE SEAL	YEARS	PART NO.	DESCRIPTION
12	Valve Stem Seal	69-63	MV-1233C Std Only	O-Ring; (RBB) Rubber
12	Valve Stem Seal	69-63	ST-2001 Std Only	Positive type; Installation requires valve guide machining; (RBBTF) Rubber/PTFE
12	Valve Stem Seal Bulk	69-63	MV-1233 Std Only	O-Ring; Carton of 100; (RBB) Rubber
12	Valve Stem Seal Bulk	69-63	ST-2001BC Std Only	Positive type; Installation requires valve guide machining; Carton of 100; (RBBTF) Rubber/PTFE
QTY	VALVE SEAT	YEARS	PART NO.	DESCRIPTION
6	Seat	69-63	245-1562-2 Std Only	Loc. Exh.; 1.5675" OD, 1.3125" ID, 0.2480" Depth
6	Seat	69-63	245-1562-2N Std Only	Loc. Exh.; Premium Material; 1.5675" OD, 1.3125" ID, 0.2480" Depth
6	Seat	69-63	245-1812-3 Std Only	Loc. Int.; 1.8175" OD, 1.5000" ID, 0.2160" Depth
QTY	VALVE, MISC	YEARS	PART NO.	DESCRIPTION
24	Keeper	69-63	VK-115A Std Only	1 groove; Square cut key groove; Carton pack 24
24	Keeper	69-63	VK-115 Std Only	1 groove; Square cut key groove; Carton pack 32
24	Keeper	69-63	VK-115R Std Only	1 groove; Square cut key groove; Hardened
24	Keeper, Bulk	69-63	VK-115B Std Only	1 groove; Square cut key groove; Carton of 1000
12	Spring Insert	69-63	259-203C Std Only	.015"; Carton of 100
12	Spring Insert	69-63	259-203B Std Only	.030"; Carton of 100
12	Spring Insert	69-63	259-203BRS Std Only	.030"; Carton of 500
12	Spring Insert	69-63	259-203A Std Only	.060"; Carton of 100
12	Spring Insert	69-63	259-203ARS Std Only	.060"; Carton of 500
6	Rotocap	69-63	RC-157S Std Only	Loc. Exh.; Use w/VS-521

VALVE TRAIN

VALVE TRAIN

(continued on next page)

GMC Truck (Incl. SUV's)

12 230 3.8L (3770cc) OHV L6 (12 Valve) (Chevrolet), 3.875" Bore (GMC Eng.), 1 Bbl. 1969-1963
(cont.)

QTY	PISTON	YEARS	PART NO.	DESCRIPTION
6	Cast Piston	69-63	1107NP Std-30-40-60	VINTAGE; Cast; .9278" Pin Dia.; 2 Rings 5/64 Groove, 1 Ring 3/16 Groove, 1.780 CD, Flat Head w/4 valve reliefs
6	Pin Bushing	69-63	9849	VINTAGE; Full round design
6	Pin Bushing	69-63	9849V	VINTAGE; Split type bushing
QTY	RINGS	YEARS	PART NO.	DESCRIPTION
1	Premium Set	69-63	E-234K Std-20-30-40-60	2-5/64, 1-3/16; Premium Moly
1	Standard Set	69-63	E-234X Std-20-30-40-60	2-5/64, 1-3/16; Iron
6	Premium Single Cylinder Set	69-63	WE-234K Std Only	2-5/64, 1-3/16; Premium Moly
6	Standard Single Cylinder Set	69-63	WE-234X Std-20	2-5/64, 1-3/16; Iron
QTY	ENGINE BEARINGS	YEARS	PART NO.	DESCRIPTION
1	Main Set	69-63	4124MA Std-1-10-20-30-40-60	A-Series aluminum bearings
1	Rod Set	69-63	6-2020CP Std-10-20-30-40	6-2020CA 60 avail. as unplated & resizeable
1	Rod Set	69-63	6-2020CA 60 60	Unplated & resizeable
6	Rod Pair	69-63	2020CP Std-1-2-10-20-30-40-50	
1	Cam Set	69-64	1203M Std Only	VINTAGE
QTY	OIL PUMP	YEARS	PART NO.	DESCRIPTION
1	Oil Pump	69-63	224-4147	
1	Oil Pump	69-63	224-4157	High Volume, check pan for clearance
QTY	GASKETS	YEARS	PART NO.	DESCRIPTION
1	Kit Gasket Set	69-63	260-1005	VINTAGE
QTY	FREEZE PLUGS	YEARS	PART NO.	DESCRIPTION
1	Brass Block Plug Kit	69-63	381-8006	
1	Brass Deep Cup Freeze Plug	69-63	381-9001	VINTAGE; 1.625" Diameter
1	Brass Shallow Cup Freeze Plug	69-63	381-7066	2.000" Diameter
1	Steel Deep Cup Freeze Plug	69-63	381-3054	19/32" Diameter
1	Steel Shallow Cup Freeze Plug	69-63	381-2078	2.109" Diameter

13 235 3.8L (3852cc) OHV L6 (12 Valve) (Chevrolet), 3.5625" Bore (GMC Eng.), 1 Bbl. 1963-1950

QTY	TIMING	YEARS	PART NO.	DESCRIPTION
1	Crank Gear	63-50	221-2537	27 Teeth
1	Cam Gear	63-50	221-2500	VINTAGE; Silent type; 54 Teeth
QTY	CAMSHAFT/LIFTER	YEARS	PART NO.	DESCRIPTION
1	Camshaft	62-59	CS-251	VINTAGE; Mechanical, (050) Duration at .050 Lobe Lift, 170 Exh., 168 Int.
1	Camshaft	58-56	CS-293	VINTAGE; Mechanical, (050) Duration at .050 Lobe Lift, 189 Exh., 184 Int.
1	Camshaft	55-54	CS-251	VINTAGE; Mechanical, (050) Duration at .050 Lobe Lift, 170 Exh., 168 Int.
1	Camshaft	53-50	CS-338	VINTAGE; Mechanical, (050) Duration at .050 Lobe Lift
1	Prelube		55-403 Std Only	1.5 oz. packet
1	Prelube		55-400 Std Only	4 oz. bottle; 1.5 oz. packet No. 55-403 also avail.
12	Lifter	62-56	AT-874 Std Only	VINTAGE; Mech.
12	Lifter	55-50	AT-887 Std Only	VINTAGE; Mech.
QTY	PUSH ROD	YEARS	PART NO.	DESCRIPTION
12	Push Rod	62-55	RP-3020 Std Only	VINTAGE; 11.4740" O.A.L.
12	Push Rod	54-50	RP-3018 Std Only	VINTAGE; 10.8190" O.A.L.
QTY	VALVE	YEARS	PART NO.	DESCRIPTION
6	Exhaust	62-50	V-1888X Std Only	Chrome plated stem; Stellite face; 1.5000" Head Dia., 0.3412" Stem Dia., 4.9230" O.A.L.
6	Exhaust	62-50	V-1199 Std-3-5-15-30	VINTAGE; 1.5000" Head Dia., 0.3415" Stem Dia., 4.9280" O.A.L.
6	Exhaust, Bulk	62-50	V-1199B Std Only	VINTAGE; Carton of 25; 1.5000" Head Dia., 0.3415" Stem Dia., 4.9280" O.A.L.
6	Intake	62-53	V-1076 Std Only	VINTAGE; 1.8750" Head Dia., 0.3415" Stem Dia., 6.3910" O.A.L.
QTY	VALVE GUIDE	YEARS	PART NO.	DESCRIPTION
6	Guide	62-50	VG-350 Std Only	VINTAGE; Loc. Exh.; 0.3435" ID, 2.4400" O.A.L.
6	Guide	62-50	VG-473 Std Only	VINTAGE; Loc. Int.; 0.3435" ID, 3.3400" O.A.L.
QTY	VALVE SPRING	YEARS	PART NO.	DESCRIPTION
12	Spring	62-59	VS-534 Std Only	VINTAGE; 2.1600" Free Height
12	Spring	58	VS-424 Std Only	VINTAGE; 2.2500" Free Height
12	Spring	57-52	VS-534 Std Only	VINTAGE; 2.1600" Free Height
QTY	VALVE SEAL	YEARS	PART NO.	DESCRIPTION
12	Valve Stem Seal	62-50	MV-1233C Std Only	O-Ring; (RBB) Rubber
12	Valve Stem Seal	62-50	ST-2001 Std Only	Positive type; Installation requires valve guide machining; (RBBTF) Rubber/PTFE
12	Valve Stem Seal Bulk	62-50	MV-1233 Std Only	O-Ring; Carton of 100; (RBB) Rubber

(continued on next page)

GMC Truck (Incl. SUV's)

235 3.8L (3852cc) OHV L6 (12 Valve) (Chevrolet), 3.5625" Bore (GMC Eng.), 1 Bbl. 1963-1950 13
(cont.)

QTY	VALVE SEAL (cont.)	YEARS	PART NO.	DESCRIPTION
12	Valve Stem Seal Bulk	62-50	ST-2001BC Std Only	Positive type; Installation requires valve guide machining; Carton of 100; (RBBTF) Rubber/PTFE
QTY	VALVE, MISC	YEARS	PART NO.	DESCRIPTION
24	Keeper	62-50	VK-115A Std Only	1 groove; Square cut key groove; Carton pack 24
24	Keeper	62-50	VK-115 Std Only	1 groove; Square cut key groove; Carton pack 32
24	Keeper	62-50	VK-115R Std Only	1 groove; Square cut key groove; Hardened
24	Keeper, Bulk	62-50	VK-115B Std Only	1 groove; Square cut key groove; Carton of 1000
12	Spring Insert	62-50	259-200A Std Only	.060"; Carton of 100
12	Spring Insert	62-50	259-200B Std Only	VINTAGE; .030"; Carton of 100
QTY	PISTON	YEARS	PART NO.	DESCRIPTION
12	Pin Bushing	53-50	9559X	VINTAGE; 2 req'd. per rod
QTY	RINGS	YEARS	PART NO.	DESCRIPTION
1	Premium Set	62-54	E-237KC Std-20-30-40-60	VINTAGE; 2-3/32, 1-3/16; Premium Chrome
1	Standard Set	62-54	E-237X Std-20-30-40-60-80	VINTAGE; 2-3/32, 1-3/16; Iron
1	Standard Set	53-50	E-135X Std-30	VINTAGE; 1-3/32, 1-1/8, 1-3/16; Iron
QTY	ENGINE BEARINGS	YEARS	PART NO.	DESCRIPTION
1	Main Set	63-56	960M Std-10-20-30-40-50-60	VINTAGE; Use w/FSM-124S shim set
1	Main Set	55-54	853M Std-10-20-30-40	VINTAGE; Use w/FSM-124S shim set
1	Main Set	53	853M Std-10-20-30-40	VINTAGE; w/Powerglide trans.; Use w/FSM-124S shim set
1	Main Set	52-50	648M Std-10-20-30	VINTAGE; w/M/T; Use w/FSM-105S shim set
1	Rod Set	63-53	6-1950CP Std-10-20-30-40-50	VINTAGE; 6-1950CA 60 avail. as unplated & resizeable
1	Rod Set	63-53	6-1950CA 60 60	VINTAGE; Unplated & resizeable
6	Rod Pair	63-53	1950CP Std-10-20-30-40	VINTAGE
6	Rod Pair	53-50	1415SB 10 10-20	VINTAGE; w/M/T; Insert type rod brg. for 18R rod forgings that have been converted from babbitted to insert type; Use w/FSM-104S shim set
1	Shim Set	63-53	FSM-124S	VINTAGE; Use w/853M Main Set; Use w/960M Main Set
1	Shim Set	53-50	FSM-104S	VINTAGE; Use w/1415SB Rod Brg.
1	Shim Set	52-50	FSM-105S	VINTAGE; Use w/648M Main Set
1	Cam Set	63-54	1170M Std Only	VINTAGE; w/Large dia. brgs.
1	Cam Set	54-50	1094M Std Only	VINTAGE; w/small dia. brgs.
QTY	OIL PUMP	YEARS	PART NO.	DESCRIPTION
1	Oil Pump	62-55	224-4141	VINTAGE
1	Oil Pump	54	224-4142	VINTAGE
1	Oil Pump	53-50	224-4140	VINTAGE; w/o Powerglide trans.
1	Oil Pump	53	224-4142	VINTAGE; w/Powerglide trans.
QTY	GASKETS	YEARS	PART NO.	DESCRIPTION
1	Kit Gasket Set	63-53	260-1569	VINTAGE

235 3.8L (3852cc) OHV L6 (12 Valve) (Chevrolet), 3.5625" Bore (GMC Eng.), 2 Bbl. 1963-1962 14

QTY	TIMING	YEARS	PART NO.	DESCRIPTION
1	Crank Gear	63-62	221-2537	27 Teeth
1	Cam Gear	63-62	221-2500	VINTAGE; Silent type; 54 Teeth
QTY	CAMSHAFT/LIFTER	YEARS	PART NO.	DESCRIPTION
1	Camshaft	62	CS-251	VINTAGE; Mechanical, (050) Duration at .050 Lobe Lift, 170 Exh., 168 Int.
1	Prelube		55-403 Std Only	1.5 oz. packet
1	Prelube		55-400 Std Only	4 oz. bottle; 1.5 oz. packet No. 55-403 also avail.
12	Lifter	62	AT-874 Std Only	VINTAGE; Mech.
QTY	PUSH ROD	YEARS	PART NO.	DESCRIPTION
12	Push Rod	62	RP-3020 Std Only	VINTAGE; 11.4740" O.A.L.
QTY	VALVE	YEARS	PART NO.	DESCRIPTION
6	Exhaust	62	V-1888X Std Only	Chrome plated stem; Stellite face; 1.5000" Head Dia., 0.3412" Stem Dia., 4.9230" O.A.L.
6	Exhaust	62	V-1199 Std-3-5-15-30	VINTAGE; 1.5000" Head Dia., 0.3415" Stem Dia., 4.9280" O.A.L.
6	Exhaust, Bulk	62	V-1199B Std Only	VINTAGE; Carton of 25; 1.5000" Head Dia., 0.3415" Stem Dia., 4.9280" O.A.L.
6	Intake	62	V-1076 Std Only	VINTAGE; 1.8750" Head Dia., 0.3415" Stem Dia., 6.3910" O.A.L.
QTY	VALVE GUIDE	YEARS	PART NO.	DESCRIPTION
6	Guide	62	VG-350 Std Only	VINTAGE; Loc. Exh.; 0.3435" ID, 2.4400" O.A.L
6	Guide	62	VG-473 Std Only	VINTAGE; Loc. Int.; 0.3435" ID, 3.3400" O.A.L
QTY	VALVE SPRING	YEARS	PART NO.	DESCRIPTION
12	Spring	62	VS-534 Std Only	VINTAGE; 2.1600" Free Height
QTY	VALVE SEAL	YEARS	PART NO.	DESCRIPTION
12	Valve Stem Seal	62	MV-1233C Std Only	O-Ring; (RBB) Rubber

(continued on next page)

GMC Truck (Incl. SUV's)

14 235 3.8L (3852cc) OHV L6 (12 Valve) (Chevrolet), 3.5625" Bore (GMC Eng.), 2 Bbl. 1963-1962 (cont.)

QTY	VALVE SEAL (cont.)	YEARS	PART NO.	DESCRIPTION
12	Valve Stem Seal	62	ST-2001 Std Only	Positive type; Installation requires valve guide machining; (RBBTF) Rubber/PTFE
12	Valve Stem Seal Bulk	62	MV-1233 Std Only	O-Ring; Carton of 100; (RBB) Rubber
12	Valve Stem Seal Bulk	62	ST-2001BC Std Only	Positive type; Installation requires valve guide machining; Carton of 100; (RBBTF) Rubber/PTFE
QTY	VALVE, MISC	YEARS	PART NO.	DESCRIPTION
24	Keeper	62	VK-115A Std Only	1 groove; Square cut key groove; Carton pack 24
24	Keeper	62	VK-115 Std Only	1 groove; Square cut key groove; Carton pack 32
24	Keeper	62	VK-115R Std Only	1 groove; Square cut key groove; Hardened
24	Keeper, Bulk	62	VK-115B Std Only	1 groove; Square cut key groove; Carton of 1000
12	Spring Insert	62	259-200A Std Only	.060"; Carton of 100
12	Spring Insert	62	259-200B Std Only	VINTAGE; .030"; Carton of 100
QTY	RINGS	YEARS	PART NO.	DESCRIPTION
1	Premium Set	62	E-237KC Std-20-30-40-60	VINTAGE; 2-3/32, 1-3/16; Premium Chrome
1	Standard Set	62	E-237X Std-20-30-40-60-80	VINTAGE; 2-3/32, 1-3/16; Iron
QTY	ENGINE BEARINGS	YEARS	PART NO.	DESCRIPTION
1	Main Set	63-62	960M Std-10-20-30-40-50-60	VINTAGE; Use w/FSM-124S shim set
1	Rod Set	63-62	6-1950CP Std-10-20-30-40-50	VINTAGE; 6-1950CA 60 avail. as unplated & resizeable
1	Rod Set	63-62	6-1950CA 60 60	VINTAGE; Unplated & resizeable
6	Rod Pair	63-62	1950CP Std-10-20-30-40	VINTAGE
1	Shim Set	63-62	FSM-124S	VINTAGE; Use w/853M Main Set; Use w/960M Main Set
1	Cam Set	63-62	1170M Std Only	VINTAGE; w/Large dia. brgs.
QTY	OIL PUMP	YEARS	PART NO.	DESCRIPTION
1	Oil Pump	62	224-4141	VINTAGE
QTY	GASKETS	YEARS	PART NO.	DESCRIPTION
1	Kit Gasket Set	63-62	260-1569	VINTAGE

15 248 4.1L (4065cc) OHV L6 (12 Valve) (GMC), 3.7188" Bore (GMC Eng.), 1 Bbl. 1955-1954

QTY	TIMING	YEARS	PART NO.	DESCRIPTION
1	Cam Gear	55	221-2500	VINTAGE; Silent type; 54 Teeth
1	Cam Gear	54	221-2500	Exc. GMC PM152-22 Base; VINTAGE; Silent type; 54 Teeth
QTY	CAMSHAFT/LIFTER	YEARS	PART NO.	DESCRIPTION
12	Lifter	55-54	AT-887 Std Only	VINTAGE; Mech.
QTY	PISTON	YEARS	PART NO.	DESCRIPTION
6	Pin Bushing	55-54	9849V	VINTAGE; Split type bushing
QTY	ENGINE BEARINGS	YEARS	PART NO.	DESCRIPTION
1	Main Set	55-54	697M Std-10-20	VINTAGE
6	Rod Pair	55-54	1905CP Std-10-20	VINTAGE
1	Cam Set	55-54	1094M Std Only	VINTAGE

16 250 4.1L (4098cc) OHV L6 (12 Valve) (Chevrolet), 3.875" Bore (GMC Eng.), 1 Bbl. "VIN C" 1972-1971

QTY	TIMING	YEARS	PART NO.	DESCRIPTION
1	Gear Set	72-71	221-2528S	H/D; (1) 221-2526; (1) 221-2527
1	Gear Set	72-71	221-2525S	VINTAGE; (1) 221-2524; (1) 221-2537
1	Crank Gear	72	221-2537	Exc. GMC Jimmy Base; 27 Teeth
1	Crank Gear	72-71	221-2527	H/D; 27 Teeth
1	Crank Gear	71	221-2537	Exc. Chevrolet Blazer Base GMC Jimmy Base; 27 Teeth
1	Crank Gear	71	221-2537	Chevrolet Blazer Base GMC Jimmy Base; L/D; Eng. w/Intake manifold cast as an integral part of cyl. head; 27 Teeth
QTY	CAMSHAFT/LIFTER	YEARS	PART NO.	DESCRIPTION
1	Camshaft	72-71	CS-633	Hydraulic, (050) Duration at .050 Lobe Lift, 172 Exh., 172 Int., 105 Degrees Lobe Separation
1	Prelube		55-403 Std Only	1.5 oz. packet
1	Prelube		55-400 Std Only	4 oz. bottle; 1.5 oz. packet No. 55-403 also avail.
12	Lifter	72-71	HT-817 Std Only	Hyd.
12	Lifter, Bulk	72-71	HT-817B Std Only	Hyd.; Carton of 128
QTY	CAM KIT	YEARS	PART NO.	DESCRIPTION
1	Cam/Lifter Kit	72-71	KC-633	Hyd.; (1) 55-403B; (1) CS-633; (12) HT-817
QTY	PUSH ROD	YEARS	PART NO.	DESCRIPTION
12	Push Rod	72-71	RP-3180 Std Only	9.6800" O.A.L.
12	Push Rod	72-71	RP-3214R Std Only	Chrome-Moly; 9.6800" O.A.L.
12	Push Rod, Bulk	72-71	BRP-3180 Std Only	Carton of 100; 9.6800" O.A.L.
QTY	ROCKER PARTS	YEARS	PART NO.	DESCRIPTION
12	Arm Assy.	72-71	R-832 Std Only	Incl. arm, ball & nut

(continued on next page)

GMC Truck (Incl. SUV's)

250 4.1L (4098cc) OHV L6 (12 Valve) (Chevrolet), 3.875" Bore (GMC Eng.), 1 Bbl. "VIN C" 1972-1971 **16**
(cont.)

QTY	ROCKER PARTS (cont.)	YEARS	PART NO.	DESCRIPTION
12	Arm Assy., Bulk	72-71	R-832B Std Only	Incl. arm, ball & nut; Carton of 64
12	Arm	72-71	R-832A Std Only	
12	Rocker Arm Ball	72-71	MR-1780 Std Only	
12	Nut	72-71	MR-1751 Std Only	Self-locking, 3/8" x 24 threads
12	Stud	72-71	MR-1752 Std Only	.003" O/S; 3/8" x 24 x 2.495"
12	Stud	72-71	MR-1949 Std Only	.372" x 24 x 2.495"
QTY	VALVE	YEARS	PART NO.	DESCRIPTION
6	Exhaust	72-71	V-1904 Std-3-15-30	Chrome plated stem; 1.5000" Head Dia., 0.3414" Stem Dia., 4.9280" O.A.L.
6	Exhaust, Bulk	72-71	V-1904B Std-15	Chrome plated stem; Carton of 25; 1.5000" Head Dia., 0.3414" Stem Dia., 4.9280" O.A.L.
6	Intake	72-71	V-1927 Std-15	Chrome plated stem; 1.7200" Head Dia., 0.3413" Stem Dia., 4.9170" O.A.L.
6	Intake, Bulk	72-71	V-1927B Std Only	Chrome plated stem; Carton of 25; 1.7200" Head Dia., 0.3413" Stem Dia., 4.9170" O.A.L.
QTY	VALVE GUIDE	YEARS	PART NO.	DESCRIPTION
6	Guide	72-71	VG-5005H Std Only	Loc. Exh.; Hardened; 0.3430" ID, 2.2500" O.A.L
6	Guide	72-71	VG-5005 Std Only	Loc. Exh.; Plain; 0.3430" ID, 2.2500" O.A.L
6	Guide	72-71	VG-5005T Std Only	Loc. Exh.; Threaded; 0.3425" ID, 2.2500" O.A.L
6	Guide	72-71	VG-5038 Std Only	Loc. Int.; 0.3430" ID, 2.1200" O.A.L
6	Guide, Bulk	72-71	VG-5005B Std Only	Loc. Exh.; Plain; Carton of 50; 0.3430" ID, 2.2500" O.A.L
6	Guide, Bulk	72-71	VG-5005TB Std Only	Loc. Exh.; Threaded; Carton of 50; 0.3425" ID, 2.2500" O.A.L
6	Guide, Bulk	72-71	VG-5038B Std Only	Loc. Int.; Carton of 50; 0.3430" ID, 2.1200" O.A.L
QTY	VALVE SPRING	YEARS	PART NO.	DESCRIPTION
12	Spring	72-71	VS-653 Std Only	VINTAGE; 1.9000" Free Height
QTY	VALVE SEAL	YEARS	PART NO.	DESCRIPTION
12	Valve Stem Seal	72-71	MV-1233C Std Only	O-Ring; (RBB) Rubber
12	Valve Stem Seal	72-71	ST-2001 Std Only	Positive type; Installation requires valve guide machining; (RBBTF) Rubber/PTFE
12	Valve Stem Seal Bulk	72-71	MV-1233 Std Only	O-Ring; Carton of 100; (RBB) Rubber
12	Valve Stem Seal Bulk	72-71	ST-2001BC Std Only	Positive type; Installation requires valve guide machining; Carton of 100; (RBBTF) Rubber/PTFE
QTY	VALVE SEAT	YEARS	PART NO.	DESCRIPTION
6	Seat	72-71	245-1562-2 Std Only	Loc. Exh.; 1.5675" OD, 1.3125" ID, 0.2480" Depth
6	Seat	72-71	245-1562-2N Std Only	Loc. Exh.; Premium Material; 1.5675" OD, 1.3125" ID, 0.2480" Depth
6	Seat	72-71	245-1812-3 Std Only	Loc. Int.; 1.8175" OD, 1.5000" ID, 0.2160" Depth
QTY	VALVE, MISC	YEARS	PART NO.	DESCRIPTION
24	Keeper	72-71	VK-115A Std Only	1 groove; Square cut key groove; Carton pack 24
24	Keeper	72-71	VK-115 Std Only	1 groove; Square cut key groove; Carton pack 32
24	Keeper	72-71	VK-115R Std Only	1 groove; Square cut key groove; Hardened
24	Keeper, Bulk	72-71	VK-115B Std Only	1 groove; Square cut key groove; Carton of 1000
12	Spring Insert	72-71	259-203C Std Only	.015"; Carton of 100
12	Spring Insert	72-71	259-203B Std Only	.030"; Carton of 100
12	Spring Insert	72-71	259-203BRS Std Only	.030"; Carton of 500
12	Spring Insert	72-71	259-203A Std Only	.060"; Carton of 100
12	Spring Insert	72-71	259-203ARS Std Only	.060"; Carton of 500
QTY	PISTON	YEARS	PART NO.	DESCRIPTION
6	Pin	72-71	P-2208 Std-3-5-0015	0.6200" Inside Dia., 0.9272" Outside Dia.
QTY	RINGS	YEARS	PART NO.	DESCRIPTION
1	Premium Set	72-71	E-234K Std-20-30-40-60	2-5/64, 1-3/16; Premium Moly
1	Standard Set	72-71	E-234X Std-20-30-40-60	2-5/64, 1-3/16; Iron
6	Premium Single Cylinder Set	72-71	WE-234K Std Only	2-5/64, 1-3/16; Premium Moly
6	Standard Single Cylinder Set	72-71	WE-234X Std-20	2-5/64, 1-3/16; Iron
QTY	SLEEVE	YEARS	PART NO.	DESCRIPTION
1	Repair Sleeve	72-71	SL-20Y Std Only	1/8" wall, must be cut to correct length
QTY	ENGINE BEARINGS	YEARS	PART NO.	DESCRIPTION
1	Main Set	72-71	4124MA Std-1-10-20-30-40-60	A-Series aluminum bearings
1	Rod Set	72-71	6-2020CP Std-10-20-30-40	6-2020CA 60 avail. as unplated & resizeable
1	Rod Set	72-71	6-2020CA 60 60	Unplated & resizeable
6	Rod Pair	72-71	2020CP Std-1-2-10-20-30-40-50	
1	Cam Set	72-71	1557M Std Only	
QTY	OIL PUMP	YEARS	PART NO.	DESCRIPTION
1	Oil Pump	72-71	224-4147	
1	Oil Pump	72-71	224-4157	High Volume, check pan for clearance

(continued on next page)

GMC Truck (Incl. SUV's)

16 250 4.1L (4098cc) OHV L6 (12 Valve) (Chevrolet), 3.875" Bore (GMC Eng.), 1 Bbl. "VIN C" 1972-1971
(cont.)

BLOCK	QTY	GASKETS	YEARS	PART NO.	DESCRIPTION	BLOCK
	1	Kit Gasket Set	72-71	260-1005	VINTAGE	
BLOCK	QTY	FREEZE PLUGS	YEARS	PART NO.	DESCRIPTION	BLOCK
	1	Brass Block Plug Kit	72-71	381-8006		
	1	Brass Deep Cup Freeze Plug	72-71	381-9001	VINTAGE; 1.625" Diameter	
	1	Brass Shallow Cup Freeze Plug	72-71	381-7066	2.000" Diameter	
	1	Steel Deep Cup Freeze Plug	72-71	381-3054	19/32" Diameter	
1	Steel Shallow Cup Freeze Plug	72-71	381-2078	2.109" Diameter		

17 250 4.1L (4098cc) OHV L6 (12 Valve) (Chevrolet), 3.875" Bore (GMC Eng.), 1 Bbl. "VIN D" 1979-1972

VALVE TRAIN	QTY	TIMING	YEARS	PART NO.	DESCRIPTION	VALVE TRAIN
	1	Gear Set	79-72	221-2528S	H/D; (1) 221-2526; (1) 221-2527	
	1	Gear Set	79-76	221-2540S	L/D; (1) 221-2526; (1) 221-2541	
	1	Gear Set	76-75	221-2525S	VINTAGE; w/o Integral cyl. head; (1) 221-2524; (1) 221-2537	
	1	Gear Set	74-72	221-2525S	VINTAGE; (1) 221-2524; (1) 221-2537	
	1	Crank Gear	79-72	221-2527	H/D; 27 Teeth	
	1	Crank Gear	78-75	221-2537	Engs. w/Intake manifold cast as an integral part of cyl. head; 27 Teeth	
	1	Crank Gear	76	221-2537	Chevrolet Blazer Base, C10 Pickup Cheyenne, Custom Deluxe, Scottsdale, Silverado, C10 Suburban Custom Deluxe, Scottsdale, Silverado, C20 Pickup Cheyenne, Custom Deluxe, Scottsdale, Silverado, C30 Pickup Cheyenne, Custom Deluxe, Scottsdale, Silverado, El Camino Base, Classic, Custom, SS, G10 Van Beau; To Early 1976; L/D; Engs. w/Intake manifold cast as an integral part of cyl. head; 27 Teeth	
	1	Crank Gear	76	221-2537	GMC C15 Pickup Base, High Sierra, Sierra Classic, Sierra Grande, C15 Suburban Base, High Sierra, Sierra Classic, Sierra Grande, C1500 Pickup Base, C25 Pickup Base, High Sierra, Sierra Classic, Sierra Grande, C35 Pickup Base, High Sierra, Sierra Classic, Sierra Grande, G15 Van Rally, Rally STX, Vandu; w/integral int. manifold; 27 Teeth	
	1	Crank Gear	75	221-2537	GMC C25 Pickup Base, High Sierra, Sierra Classic, Sierra Grande, C35 Pickup Base, High Sierra, Sierra Classic, Sierra Grande; 27 Teeth	
1	Crank Gear	75	221-2537	Chevrolet C20 Pickup Cheyenne, Custom Deluxe, Scottsdale, Silverado, C30 Pickup Cheyenne, Custom Deluxe, Scottsdale, Silverado, El Camino Base, Classic, Custom, SS; L/D; Engs. w/Intake manifold cast as an integral part of cyl. head; 27 Teeth		
1	Crank Gear	72	221-2537	Exc. Chevrolet Blazer Base, El Camino Base, Custom GMC Jimmy Base, Sprint Base, Custom; 27 Teeth		
1	Crank Gear	72	221-2537	Chevrolet Blazer Base, El Camino Base, Custom; L/D; Engs. w/Intake manifold cast as an integral part of cyl. head; 27 Teeth		
1	Cam Gear	79-77	221-2526	Alum.; 54 Teeth		
1	Cam Gear	76	221-2526	From Late 1976; Alum.; 54 Teeth		
VALVE TRAIN	QTY	CAMSHAFT/LIFTER	YEARS	PART NO.	DESCRIPTION	VALVE TRAIN
	1	Camshaft	79	CS-677	Hydraulic, (050) Duration at .050 Lobe Lift, 194 Exh., 172 Int., 102 Degrees Lobe Separation	
	1	Camshaft	78-75	CS-633	H/D chassis; Hydraulic, (050) Duration at .050 Lobe Lift, 172 Exh., 172 Int., 105 Degrees Lobe Separation	
	1	Camshaft	78-75	CS-677	w/o H/D chassis; Hydraulic, (050) Duration at .050 Lobe Lift, 194 Exh., 172 Int., 102 Degrees Lobe Separation	
	1	Camshaft	74-72	CS-633	Hydraulic, (050) Duration at .050 Lobe Lift, 172 Exh., 172 Int., 105 Degrees Lobe Separation	
	1	Prelube		55-403	Std Only 1.5 oz. packet	
	1	Prelube		55-400	Std Only 4 oz. bottle; 1.5 oz. packet No. 55-403 also avail.	
	12	Lifter	79-72	HT-817	Std Only Hyd.	
	12	Lifter, Bulk	79-72	HT-817B	Std Only Hyd.; Carton of 128	
	12	Lifter, Bulk	79-72	HT-817B	Std Only Hyd.; Carton of 128	
VALVE TRAIN	QTY	CAM KIT	YEARS	PART NO.	DESCRIPTION	VALVE TRAIN
	1	Cam/Lifter Kit	79	KC-677	Hyd.; (1) 55-403B; (1) CS-677; (12) HT-817	
	1	Cam/Lifter Kit	78-75	KC-633	w/H/D chassis; Hyd.; (1) 55-403B; (1) CS-633; (12) HT-817	
	1	Cam/Lifter Kit	78-75	KC-677	w/o H/D chassis; Hyd.; (1) 55-403B; (1) CS-677; (12) HT-817	
	1	Cam/Lifter Kit	74-72	KC-633	Hyd.; (1) 55-403B; (1) CS-633; (12) HT-817	
	1	Cam/Lifter/Timing Kit	79	KCT-677C	L/D timing set incl.; Hyd.; (1) 221-2540S; (1) 55-403B; (1) CS-677; (12) HT-817	
1	Cam/Lifter/Timing Kit	78-76	KCT-633E	w/H/D chassis; L/D timing set incl.; Hyd.; (1) 221-2540S; (1) 55-403B; (1) CS-633; (12) HT-817		

(continued on next page)

GMC Truck (Incl. SUV's)

250 4.1L (4098cc) OHV L6 (12 Valve) (Chevrolet), 3.875" Bore (GMC Eng.), 1 Bbl. "VIN D" 1979-1972 17
(cont.)

QTY	CAM KIT (cont.)	YEARS	PART NO.	DESCRIPTION
1	Cam/Lifter/Timing Kit	78-76	KCT-677C	w/o H/D chassis; L/D timing set incl.; Hyd.; (1) 221-2540S; (1) 55-403B; (1) CS-677; (12) HT-817
QTY	PUSH ROD	YEARS	PART NO.	DESCRIPTION
12	Push Rod	79-72	RP-3180 Std Only	9.6800" O.A.L.
12	Push Rod	79-72	RP-3214R Std Only	Chrome-Moly; 9.6800" O.A.L.
12	Push Rod, Bulk	79-72	BRP-3180 Std Only	Carton of 100; 9.6800" O.A.L.
QTY	ROCKER PARTS	YEARS	PART NO.	DESCRIPTION
12	Arm Assy.	79-78	R-832 Std Only	Incl. arm, ball & nut
12	Arm Assy.	77	R-832 Std Only	Exc. GMC Sprint Base, Classic, Custom; Incl. arm, ball & nut
12	Arm Assy.	77	R-826 Std Only	GMC Sprint Base, Classic, Custom; Incl. arm, ball & nut
12	Arm Assy.	76	R-826 Std Only	GMC Sprint Base, Classic, Custom, Sierra Madre Del Sur, SP; Incl. arm, ball & nut
12	Arm Assy.	76	R-832 Std Only	Exc. GMC Sprint Base, Classic, Custom, Sierra Madre Del Sur, SP; Incl. arm, ball & nut
12	Arm Assy.	75	R-826 Std Only	GMC Sprint Base, Classic, Custom, High Sierra, SP; Incl. arm, ball & nut
12	Arm Assy.	75	R-832 Std Only	Exc. GMC Sprint Base, Classic, Custom, High Sierra, SP; Incl. arm, ball & nut
12	Arm Assy.	74-72	R-826 Std Only	GMC Sprint Base, Custom; Incl. arm, ball & nut
12	Arm Assy.	74-72	R-832 Std Only	Exc. GMC Sprint Base, Custom; Incl. arm, ball & nut
12	Arm Assy., Bulk	79-78	R-832B Std Only	Incl. arm, ball & nut; Carton of 64
12	Arm Assy., Bulk	77	R-826B Std Only	GMC Sprint Base, Classic, Custom; Incl. arm, ball & nut; Carton of 64
12	Arm Assy., Bulk	77	R-832B Std Only	Exc. GMC Sprint Base, Classic, Custom; Incl. arm, ball & nut; Carton of 64
12	Arm Assy., Bulk	76	R-826B Std Only	GMC Sprint Base, Classic, Custom, Sierra Madre Del Sur, SP; Incl. arm, ball & nut; Carton of 64
12	Arm Assy., Bulk	76	R-832B Std Only	Exc. GMC Sprint Base, Classic, Custom, Sierra Madre Del Sur, SP; Incl. arm, ball & nut; Carton of 64
12	Arm Assy., Bulk	75	R-832B Std Only	Exc. GMC Sprint Base, Classic, Custom, High Sierra, SP; Incl. arm, ball & nut; Carton of 64
12	Arm Assy., Bulk	75	R-826B Std Only	GMC Sprint Base, Classic, Custom, High Sierra, SP; Incl. arm, ball & nut; Carton of 64
12	Arm Assy., Bulk	74-72	R-826B Std Only	GMC Sprint Base, Custom; Incl. arm, ball & nut; Carton of 64
12	Arm Assy., Bulk	74-72	R-832B Std Only	Exc. GMC Sprint Base, Custom; Incl. arm, ball & nut; Carton of 64
12	Arm	79-78	R-832A Std Only	GMC Sprint Base, Classic, Custom
12	Arm	77	R-826A Std Only	Exc. GMC Sprint Base, Classic, Custom
12	Arm	77	R-832A Std Only	GMC Sprint Base, Classic, Custom, Sierra Madre Del Sur, SP
12	Arm	76	R-826A Std Only	GMC Sprint Base, Classic, Custom, Sierra Madre Del Sur, SP
12	Arm	76	R-832A Std Only	Exc. GMC Sprint Base, Classic, Custom, Sierra Madre Del Sur, SP
12	Arm	75	R-826A Std Only	GMC Sprint Base, Classic, Custom, High Sierra, SP
12	Arm	75	R-832A Std Only	Exc. GMC Sprint Base, Classic, Custom, High Sierra, SP
12	Arm	74-72	R-826A Std Only	GMC Sprint Base, Custom
12	Arm	74-72	R-832A Std Only	Exc. GMC Sprint Base, Custom
12	Rocker Arm Ball	79-78	MR-1780 Std Only	GMC Sprint Base, Classic, Custom
12	Rocker Arm Ball	77	MR-1780 Std Only	Exc. GMC Sprint Base, Classic, Custom
12	Rocker Arm Ball	77	MR-1783 Std Only	GMC Sprint Base, Classic, Custom
12	Rocker Arm Ball	76	MR-1780 Std Only	Exc. GMC Sprint Base, Classic, Custom, Sierra Madre Del Sur, SP
12	Rocker Arm Ball	76	MR-1783 Std Only	GMC Sprint Base, Classic, Custom, Sierra Madre Del Sur, SP
12	Rocker Arm Ball	75	MR-1780 Std Only	Exc. GMC Sprint Base, Classic, Custom, High Sierra, SP
12	Rocker Arm Ball	75	MR-1783 Std Only	GMC Sprint Base, Classic, Custom, High Sierra, SP
12	Rocker Arm Ball	74-72	MR-1780 Std Only	Exc. GMC Sprint Base, Custom
12	Rocker Arm Ball	74-72	MR-1783 Std Only	GMC Sprint Base, Custom
12	Nut	79-78	MR-1751 Std Only	Self-locking, 3/8" x 24 threads
12	Nut	77	MR-1751 Std Only	Exc. GMC Sprint Base, Classic, Custom; Self-locking, 3/8" x 24 threads
12	Nut	77	MR-1751 Std Only	GMC Sprint Base, Classic, Custom; Self-locking, 3/8" x 24 threads
12	Nut	76	MR-1751 Std Only	GMC Sprint Base, Classic, Custom, Sierra Madre Del Sur, SP; Self-locking, 3/8" x 24 threads
12	Nut	76	MR-1751 Std Only	Exc. GMC Sprint Base, Classic, Custom, Sierra Madre Del Sur, SP; Self-locking, 3/8" x 24 threads
12	Nut	75	MR-1751 Std Only	Exc. GMC Sprint Base, Classic, Custom, High Sierra, SP; Self-locking, 3/8" x 24 threads
12	Nut	75	MR-1751 Std Only	GMC Sprint Base, Classic, Custom, High Sierra, SP; Self-locking, 3/8" x 24 threads

VALVE TRAIN

VALVE TRAIN

(continued on next page)

GMC Truck (Incl. SUV's)

17 250 4.1L (4098cc) OHV L6 (12 Valve) (Chevrolet), 3.875" Bore (GMC Eng.), 1 Bbl. "VIN D" 1979-1972
(cont.)

QTY	ROCKER PARTS (cont.)	YEARS	PART NO.	DESCRIPTION
12	Nut	74-72	MR-1751 Std Only	Exc. GMC Sprint Base, Custom; Self-locking, 3/8" x 24 threads
12	Nut	74-72	MR-1751 Std Only	GMC Sprint Base, Custom; Self-locking, 3/8" x 24 threads
12	Stud	79-72	MR-1752 Std Only	.003" O/S; 3/8" x 24 x 2.495"
12	Stud	79-72	MR-1949 Std Only	.372" x 24 x 2.495"
QTY	VALVE	YEARS	PART NO.	DESCRIPTION
6	Exhaust	79-75	V-1904 Std-3-15-30	Chrome plated stem; 1.5000" Head Dia., 0.3414" Stem Dia., 4.9280" O.A.L.
6	Exhaust	74-73	V-1904 Std-3-15-30	Exc. LPG Eng's.; Chrome plated stem; 1.5000" Head Dia., 0.3414" Stem Dia., 4.9280" O.A.L.
6	Exhaust	74-73	V-1888X Std Only	LPG Eng's.; Chrome plated stem; Stellite face; 1.5000" Head Dia., 0.3412" Stem Dia., 4.9230" O.A.L.
6	Exhaust	72	V-1904 Std-3-15-30	Chrome plated stem; 1.5000" Head Dia., 0.3414" Stem Dia., 4.9280" O.A.L.
6	Exhaust, Bulk	79-72	V-1904B Std-15	Chrome plated stem; Carton of 25; 1.5000" Head Dia., 0.3414" Stem Dia., 4.9280" O.A.L.
6	Intake	79-75	V-1927 Std-15	Chrome plated stem; 1.7200" Head Dia., 0.3413" Stem Dia., 4.9170" O.A.L.
6	Intake	74-73	V-1927 Std-15	Exc. LPG Eng's.; Chrome plated stem; 1.7200" Head Dia., 0.3413" Stem Dia., 4.9170" O.A.L.
6	Intake	74-73	V-1928 Std Only	VINTAGE; LPG Eng's.; Chrome plated stem; 1.7200" Head Dia., 0.3420" Stem Dia., 4.9170" O.A.L.
6	Intake	72	V-1927 Std-15	Chrome plated stem; 1.7200" Head Dia., 0.3413" Stem Dia., 4.9170" O.A.L.
6	Intake, Bulk	79-72	V-1927B Std Only	Chrome plated stem; Carton of 25; 1.7200" Head Dia., 0.3413" Stem Dia., 4.9170" O.A.L.
QTY	VALVE GUIDE	YEARS	PART NO.	DESCRIPTION
6	Guide	79-72	VG-5005H Std Only	Loc. Exh.; Hardened; 0.3430" ID, 2.2500" O.A.L.
6	Guide	79-72	VG-5005 Std Only	Loc. Exh.; Plain; 0.3430" ID, 2.2500" O.A.L.
6	Guide	79-72	VG-5005T Std Only	Loc. Exh.; Threaded; 0.3425" ID, 2.2500" O.A.L.
6	Guide	79-72	VG-5038 Std Only	Loc. Int.; 0.3430" ID, 2.1200" O.A.L.
6	Guide, Bulk	79-72	VG-5005B Std Only	Loc. Exh.; Plain; Carton of 50; 0.3430" ID, 2.2500" O.A.L.
6	Guide, Bulk	79-72	VG-5005TB Std Only	Loc. Exh.; Threaded; Carton of 50; 0.3425" ID, 2.2500" O.A.L.
6	Guide, Bulk	79-72	VG-5038B Std Only	Loc. Int.; Carton of 50; 0.3430" ID, 2.1200" O.A.L.
QTY	VALVE SPRING	YEARS	PART NO.	DESCRIPTION
12	Spring	79	VS-653 Std Only	VINTAGE; Forward control w/uni-body; RWD; w/o Integral cyl. head; 1.9000" Free Height
12	Spring	79-78	VS-521 Std Only	w/Integral cyl. head; Incl. damper; 2.1090" Free Height
12	Spring	78	VS-653 Std Only	Exc. Chevrolet K10 Pickup Cheyenne, Custom Deluxe, Scottsdale, K10 Suburban Base, Custom Deluxe, Scottsdale, K20 Pickup Cheyenne, Custom Deluxe, Scottsdale GMC K15 Pickup Base, High Sierra, Sierra Classic, Sierra Grande, K15 Suburban Base, High Sierra, Sierra Classic, Sierra Grande, K25 Pickup Bas; VINTAGE; Forward control w/uni-body; RWD; w/o Integral cyl. head; 1.9000" Free Height
12	Spring	78	VS-653 Std Only	Chevrolet K10 Pickup Cheyenne, Custom Deluxe, Scottsdale, K10 Suburban Base, Custom Deluxe, Scottsdale, K20 Pickup Cheyenne, Custom Deluxe, Scottsdale GMC K15 Pickup Base, High Sierra, Sierra Classic, Sierra Grande, K15 Suburban Base, High Sierra, Sierra Classic, Sierra Grande, K25 Pickup Base, Hi; VINTAGE; Forward control w/uni-body; w/o Integral cyl. head; 1.9000" Free Height
12	Spring	77	VS-521 Std Only	Exc. Chevrolet K10 Pickup Cheyenne, Custom Deluxe, Scottsdale, Silverado, K10 Suburban Base, Custom Deluxe, Scottsdale, Silverado, K20 Pickup Cheyenne, Custom Deluxe, Scottsdale, Silverado GMC K15 Pickup Base, High Sierra, Sierra Classic, Sierra Grande, K15 Suburban Base, High Sierra, Sierra Class; Forward control w/uni-body; RWD; w/Integral cyl. head; Incl. damper; 2.1090" Free Height
12	Spring	77-76	VS-521 Std Only	Chevrolet K10 Pickup Cheyenne, Custom Deluxe, Scottsdale, Silverado, K10 Suburban Base, Custom Deluxe, Scottsdale, Silverado, K20 Pickup Cheyenne, Custom Deluxe, Scottsdale, Silverado GMC K15 Pickup Base, High Sierra, Sierra Classic, Sierra Grande, K15 Suburban Base, High Sierra, Sierra Classic, S; Forward control w/uni-body; w/Integral cyl. head; Incl. damper; 2.1090" Free Height

VALVE TRAIN

VALVE TRAIN

(continued on next page)

GMC Truck (Incl. SUV's)

250 4.1L (4098cc) OHV L6 (12 Valve) (Chevrolet), 3.875" Bore (GMC Eng.), 1 Bbl. "VIN D" 1979-1972 17
(cont.)

	QTY	VALVE SPRING (cont.)	YEARS	PART NO.	DESCRIPTION
VALVE TRAIN	12	Spring	77-76	VS-653 Std Only	Exc. Chevrolet K10 Pickup Cheyenne, Custom Deluxe, Scottsdale, Silverado, K10 Suburban Base, Custom Deluxe, Scottsdale, Silverado, K20 Pickup Cheyenne, Custom Deluxe, Scottsdale, Silverado I GMC K15 Pickup Base, High Sierra, Sierra Classic, Sierra Grande, K15 Suburban Base, High Sierra, Sierra Class; VINTAGE; Forward control w/uni-body; RWD; w/o Integral cyl. head; 1.9000" Free Height
	12	Spring	77-76	VS-653 Std Only	Chevrolet K10 Pickup Cheyenne, Custom Deluxe, Scottsdale, Silverado, K10 Suburban Base, Custom Deluxe, Scottsdale, Silverado, K20 Pickup Cheyenne, Custom Deluxe, Scottsdale, Silverado I GMC K15 Pickup Base, High Sierra, Sierra Classic, Sierra Grande, K15 Suburban Base, High Sierra, Sierra Classic, S; VINTAGE; Forward control w/uni-body; w/o Integral cyl. head; 1.9000" Free Height
	12	Spring	76	VS-521 Std Only	Exc. Chevrolet K10 Pickup Cheyenne, Custom Deluxe, Scottsdale, Silverado, K10 Suburban Base, Custom Deluxe, Scottsdale, Silverado, K20 Pickup Cheyenne, Custom Deluxe, Scottsdale, Silverado, K5 Blazer Cheyenne I GMC K15 Pickup Base, High Sierra, Sierra Classic, Sierra Grande, K15 Suburban Base, High; Forward control w/uni-body; RWD; w/Integral cyl. head; Incl. damper; 2.1090" Free Height
	12	Spring	76	VS-521 Std Only	Chevrolet K5 Blazer Cheyenne; Forward control w/uni-body; w/Integral cyl. head; RWD; Incl. damper; 2.1090" Free Height
	12	Spring	75	VS-521 Std Only	Forward control w/uni-body; RWD; w/Integral cyl. head; Incl. damper; 2.1090" Free Height
	12	Spring	75	VS-653 Std Only	VINTAGE; Forward control w/uni-body; RWD; w/o Integral cyl. head; 1.9000" Free Height
	12	Spring	74-72	VS-653 Std Only	VINTAGE; 1.9000" Free Height
VALVE TRAIN	QTY	VALVE SEAL	YEARS	PART NO.	DESCRIPTION
	12	Valve Stem Seal	79-72	MV-1233C Std Only	O-Ring; (RBB) Rubber
	12	Valve Stem Seal	79-75	ST-2092 Std Only	Positive type, Metal Clad; (RBB) Rubber
	12	Valve Stem Seal	79-75	ST-2003 Std Only	Positive type; Installation requires valve guide machining; (RBB) Rubber
	12	Valve Stem Seal	74-72	ST-2001 Std Only	Positive type; Installation requires valve guide machining; (RBBTF) Rubber/PTFE
	12	Valve Stem Seal Bulk	79-72	MV-1233 Std Only	O-Ring; Carton of 100; (RBB) Rubber
	12	Valve Stem Seal Bulk	79-75	ST-2003BC Std Only	Positive type; Installation requires valve guide machining; Carton of 100; (RBB) Rubber
	12	Valve Stem Seal Bulk	74-72	ST-2001BC Std Only	Positive type; Installation requires valve guide machining; Carton of 100; (RBBTF) Rubber/PTFE
VALVE SEAT	QTY	VALVE SEAT	YEARS	PART NO.	DESCRIPTION
	6	Seat	79-72	245-1562-2 Std Only	Loc. Exh.; 1.5675" OD, 1.3125" ID, 0.2480" Depth
	6	Seat	79-72	245-1562-2N Std Only	Loc. Exh.; Premium Material; 1.5675" OD, 1.3125" ID, 0.2480" Depth
VALVE SEAT	6	Seat	79-72	245-1812-3 Std Only	Loc. Int.; 1.8175" OD, 1.5000" ID, 0.2160" Depth
	QTY	VALVE, MISC	YEARS	PART NO.	DESCRIPTION
	24	Keeper	79-72	VK-115A Std Only	1 groove; Square cut key groove; Carton pack 24
	24	Keeper	79-72	VK-115 Std Only	1 groove; Square cut key groove; Carton pack 32
	24	Keeper	79-72	VK-115R Std Only	1 groove; Square cut key groove; Hardened
	24	Keeper, Bulk	79-72	VK-115B Std Only	1 groove; Square cut key groove; Carton of 1000
	12	Spring Insert	79-72	259-203C Std Only	.015"; Carton of 100
	12	Spring Insert	79-72	259-203B Std Only	.030"; Carton of 100
	12	Spring Insert	79-72	259-203BRS Std Only	.030"; Carton of 500
	12	Spring Insert	79-72	259-203A Std Only	.060"; Carton of 100
	12	Spring Insert	79-72	259-203ARS Std Only	.060"; Carton of 500
	BLOCK	QTY	PISTON	YEARS	PART NO.
6		Pin	79-72	P-2208 Std-3-5-0015	0.6200" Inside Dia., 0.9272" Outside Dia.
QTY		RINGS	YEARS	PART NO.	DESCRIPTION
1		Premium Set	79-72	E-234K Std-20-30-40-60	2-5/64, 1-3/16; Premium Moly
1		Standard Set	79-72	E-234X Std-20-30-40-60	2-5/64, 1-3/16; Iron
6		Premium Single Cylinder Set	79-72	WE-234K Std Only	2-5/64, 1-3/16; Premium Moly
6		Standard Single Cylinder Set	79-72	WE-234X Std-20	2-5/64, 1-3/16; Iron
QTY		SLEEVE	YEARS	PART NO.	DESCRIPTION
1		Repair Sleeve	79-72	SL-20Y Std Only	1/8" wall, must be cut to correct length
QTY		ENGINE BEARINGS	YEARS	PART NO.	DESCRIPTION
1	Main Set	79-72	4124MA Std-1-10-20-30-40-60	A-Series aluminum bearings	
1	Rod Set	79-72	6-2020CP Std-10-20-30-40	6-2020CA 60 avail. as unplated & resizeable	

(continued on next page)

GMC Truck (Incl. SUV's)

17 250 4.1L (4098cc) OHV L6 (12 Valve) (Chevrolet), 3.875" Bore (GMC Eng.), 1 Bbl. "VIN D" 1979-1972 (cont.)

BLOCK	ENGINE BEARINGS					BLOCK
	QTY	(cont.)	YEARS	PART NO.	DESCRIPTION	
	1	Rod Set	79-72	6-2020CA 60 60	Unplated & resizeable	
	6	Rod Pair	79-72	2020CP Std-1-2-10-20-30-40-50		
1	Cam Set	79-72	1557M Std Only			
BLOCK	OIL PUMP					BLOCK
	QTY		YEARS	PART NO.	DESCRIPTION	
	1	Oil Pump	79-72	224-4147		
1	Oil Pump	79-72	224-4157	High Volume, check pan for clearance		
BLOCK	GASKETS					BLOCK
	QTY		YEARS	PART NO.	DESCRIPTION	
	1	Kit Gasket Set	79	260-1037	VINTAGE	
1	Kit Gasket Set	78-75	260-1019	VINTAGE; w/Integral cyl. head		
1	Kit Gasket Set	78-72	260-1005	VINTAGE; w/Separate head & int. manifold		
BLOCK	FREEZE PLUGS					BLOCK
	QTY		YEARS	PART NO.	DESCRIPTION	
	1	Brass Block Plug Kit	79-72	381-8006		
	1	Brass Deep Cup Freeze Plug	79-72	381-9001	VINTAGE; 1.625" Diameter	
	1	Brass Shallow Cup Freeze Plug	79-72	381-7066	2.000" Diameter	
	1	Steel Deep Cup Freeze Plug	79-72	381-3054	19/32" Diameter	
1	Steel Shallow Cup Freeze Plug	79-72	381-2078	2.109" Diameter		

18 250 4.1L (4098cc) OHV L6 (12 Valve) (Chevrolet), 3.875" Bore (GMC Eng.), 1 Bbl. LPG "VIN D" 1976

18 250 4.1L (4098cc) OHV L6 (12 Valve) (Chevrolet), 3.875" Bore (GMC Eng.), 1 Bbl. LPG "VIN D" 1976					
QTY	GASKETS	YEARS	PART NO.	DESCRIPTION	
1	Kit Gasket Set	76	260-1019	VINTAGE; w/Integral cyl. head	
1	Kit Gasket Set	76	260-1005	VINTAGE; w/Separate head & int. manifold	

19 250 4.1L (4098cc) OHV L6 (12 Valve) (Chevrolet), 3.875" Bore (GMC Eng.), 2 Bbl. "VIN D" 1980-1979

VALVE TRAIN	TIMING					VALVE TRAIN
	QTY		YEARS	PART NO.	DESCRIPTION	
	1	Gear Set	80-79	221-2528S	H/D; (1) 221-2526; (1) 221-2527	
	1	Gear Set	80-79	221-2540S	L/D; (1) 221-2526; (1) 221-2541	
	1	Crank Gear	80-79	221-2527	H/D; 27 Teeth	
	1	Crank Gear	79	221-2537	Engs. w/Intake manifold cast as an integral part of cyl. head; 27 Teeth	
	1	Cam Gear	80-79	221-2526	Alum.; 54 Teeth	
	QTY	CAMSHAFT/LIFTER	YEARS	PART NO.	DESCRIPTION	
	1	Camshaft	80-79	CS-677	Hydraulic, (050) Duration at .050 Lobe Lift, 194 Exh., 172 Int., 102 Degrees Lobe Separation	
	1	Prelube		55-403 Std Only	1.5 oz. packet	
1	Prelube		55-400 Std Only	4 oz. bottle; 1.5 oz. packet No. 55-403 also avail.		
12	Lifter	80-79	HT-817 Std Only	Hyd.		
12	Lifter, Bulk	80-79	HT-817B Std Only	Hyd.; Carton of 128		
QTY	CAM KIT	YEARS	PART NO.	DESCRIPTION		
1	Cam/Lifter Kit	80-79	KC-677	Hyd.; (1) 55-403B; (1) CS-677; (12) HT-817		
1	Cam/Lifter/Timing Kit	80-79	KCT-677C	L/D timing set incl.; Hyd.; (1) 221-2540S; (1) 55-403B; (1) CS-677; (12) HT-817		
QTY	PUSH ROD	YEARS	PART NO.	DESCRIPTION		
12	Push Rod	80-79	RP-3180 Std Only	9.6800" O.A.L.		
12	Push Rod	80-79	RP-3214R Std Only	Chrome-Moly; 9.6800" O.A.L.		
12	Push Rod, Bulk	80-79	BRP-3180 Std Only	Carton of 100; 9.6800" O.A.L.		
QTY	ROCKER PARTS	YEARS	PART NO.	DESCRIPTION		
12	Arm Assy.	80-79	R-832 Std Only	Incl. arm, ball & nut		
12	Arm Assy., Bulk	80-79	R-832B Std Only	Incl. arm, ball & nut; Carton of 64		
12	Arm	80-79	R-832A Std Only			
12	Rocker Arm Ball	80-79	MR-1780 Std Only			
12	Nut	80-79	MR-1751 Std Only	Self-locking, 3/8" x 24 threads		
12	Stud	80-79	MR-1752 Std Only	.003" O/S; 3/8" x 24 x 2.495"		
12	Stud	80-79	MR-1949 Std Only	.372" x 24 x 2.495"		
QTY	VALVE	YEARS	PART NO.	DESCRIPTION		
6	Exhaust	80-79	V-1904 Std-3-15-30	Chrome plated stem; 1.5000" Head Dia., 0.3414" Stem Dia., 4.9280" O.A.L.		
6	Exhaust, Bulk	80-79	V-1904B Std-15	Chrome plated stem; Carton of 25; 1.5000" Head Dia., 0.3414" Stem Dia., 4.9280" O.A.L.		
6	Intake	80-79	V-1927 Std-15	Chrome plated stem; 1.7200" Head Dia., 0.3413" Stem Dia., 4.9170" O.A.L.		
6	Intake, Bulk	80-79	V-1927B Std Only	Chrome plated stem; Carton of 25; 1.7200" Head Dia., 0.3413" Stem Dia., 4.9170" O.A.L.		
QTY	VALVE GUIDE	YEARS	PART NO.	DESCRIPTION		
6	Guide	80-79	VG-5005H Std Only	Loc. Exh.; Hardened; 0.3430" ID, 2.2500" O.A.L		
6	Guide	80-79	VG-5005 Std Only	Loc. Exh.; Plain; 0.3430" ID, 2.2500" O.A.L		
6	Guide	80-79	VG-5005T Std Only	Loc. Exh.; Threaded; 0.3425" ID, 2.2500" O.A.L		

(continued on next page)

GMC Truck (Incl. SUV's)

250 4.1L (4098cc) OHV L6 (12 Valve) (Chevrolet), 3.875" Bore (GMC Eng.), 2 Bbl. "VIN D" 1980-1979 19
(cont.)

	QTY	VALVE GUIDE (cont.)	YEARS	PART NO.	DESCRIPTION	
VALVE TRAIN	6	Guide	80-79	VG-5038 Std Only	Loc. Int.; 0.3430" ID, 2.1200" O.A.L	
	6	Guide, Bulk	80-79	VG-5005B Std Only	Loc. Exh.; Plain; Carton of 50; 0.3430" ID, 2.2500" O.A.L	
	6	Guide, Bulk	80-79	VG-5005TB Std Only	Loc. Exh.; Threaded; Carton of 50; 0.3425" ID, 2.2500" O.A.L	
	6	Guide, Bulk	80-79	VG-5038B Std Only	Loc. Int.; Carton of 50; 0.3430" ID, 2.1200" O.A.L	
	12	Spring	80	VS-521 Std Only	Incl. damper; 2.1090" Free Height	
		Spring	79	VS-521 Std Only	w/Integral cyl. head; Incl. damper; 2.1090" Free Height	
	12	Valve Stem Seal	80-79	MV-1233C Std Only	O-Ring; (RBB) Rubber	
		Valve Stem Seal	80-79	ST-2092 Std Only	Positive type, Metal Clad; (RBB) Rubber	
		Valve Stem Seal	80-79	ST-2003 Std Only	Positive type; Installation requires valve guide machining; (RBB) Rubber	
		Valve Stem Seal Bulk	80-79	MV-1233 Std Only	O-Ring; Carton of 100; (RBB) Rubber	
		Valve Stem Seal Bulk	80-79	ST-2003BC Std Only	Positive type; Installation requires valve guide machining; Carton of 100; (RBB) Rubber	
		6	Seat	80-79	245-1562-2 Std Only	Loc. Exh.; 1.5675" OD, 1.3125" ID, 0.2480" Depth
Seat	80-79		245-1562-2N Std Only	Loc. Exh.; Premium Material; 1.5675" OD, 1.3125" ID, 0.2480" Depth		
Seat	80-79		245-1812-3 Std Only	Loc. Int.; 1.8175" OD, 1.5000" ID, 0.2160" Depth		
24	Keeper	80-79	VK-115A Std Only	1 groove; Square cut key groove; Carton pack 24		
	Keeper	80-79	VK-115 Std Only	1 groove; Square cut key groove; Carton pack 32		
	Keeper	80-79	VK-115R Std Only	1 groove; Square cut key groove; Hardened		
	Keeper, Bulk	80-79	VK-115B Std Only	1 groove; Square cut key groove; Carton of 1000		
	Spring Insert	80-79	259-203C Std Only	.015"; Carton of 100		
	Spring Insert	80-79	259-203B Std Only	.030"; Carton of 100		
	Spring Insert	80-79	259-203BRS Std Only	.030"; Carton of 500		
	Spring Insert	80-79	259-203A Std Only	.060"; Carton of 100		
	Spring Insert	80-79	259-203ARS Std Only	.060"; Carton of 500		
	BLOCK	6	Pin	80-79	P-2208 Std-3-5-0015	0.6200" Inside Dia., 0.9272" Outside Dia.
		1	Premium Set	80-79	E-234K Std-20-30-40-60	2-5/64, 1-3/16; Premium Moly
			Standard Set	80-79	E-234X Std-20-30-40-60	2-5/64, 1-3/16; Iron
Premium Single Cylinder Set			80-79	WE-234K Std Only	2-5/64, 1-3/16; Premium Moly	
Standard Single Cylinder Set			80-79	WE-234X Std-20	2-5/64, 1-3/16; Iron	
1		Repair Sleeve	80-79	SL-20Y Std Only	1/8" wall, must be cut to correct length	
1		Main Set	80-79	4124MA Std-1-10-20-30-40-60	A-Series aluminum bearings	
		Rod Set	80-79	6-2020CP Std-10-20-30-40	6-2020CA 60 avail. as unplated & resizeable	
		Rod Set	80-79	6-2020CA 60 60	Unplated & resizeable	
		Rod Pair	80-79	2020CP Std-1-2-10-20-30-40-50		
		Cam Set	80-79	1557M Std Only		
1		Oil Pump	80-79	224-4147		
	Oil Pump	80-79	224-4157	High Volume, check pan for clearance		
1	Kit Gasket Set	80	260-1129			
	Kit Gasket Set	79	260-1037	VINTAGE		
1	Brass Block Plug Kit	80-79	381-8006			
	Brass Deep Cup Freeze Plug	80-79	381-9001	VINTAGE; 1.625" Diameter		
	Brass Shallow Cup Freeze Plug	80-79	381-7066	2.000" Diameter		
	Steel Deep Cup Freeze Plug	80-79	381-3054	19/32" Diameter		
	Steel Shallow Cup Freeze Plug	80-79	381-2078	2.109" Diameter		
KITS	RE-RING KIT			PREMIUM KIT NO.	ECONOMY KIT NO.	
	YEARS	DESCRIPTION				
	80		Re-ring	205-739	205-239	
	80	Incl. A-Series aluminum bearings	Re-ring w/Mains	205-739M	205-239M	
OVERHAUL KIT			PREMIUM KIT NO.	ECONOMY KIT NO.		
YEARS	DESCRIPTION					
80	L/D timing set incl.	Master w/o Rods & Mains	505-739C	505-239C		

(continued on next page)

GMC Truck (Incl. SUV's)

19 250 4.1L (4098cc) OHV L6 (12 Valve) (Chevrolet), 3.875" Bore (GMC Eng.), 2 Bbl. "VIN D" 1980-1979
(cont.)

OVERHAUL KIT (cont.)		PREMIUM KIT NO.	ECONOMY KIT NO.
YEARS	DESCRIPTION		
80	L/D timing set incl.; Incl. A-Series aluminum bearings Master	MKP-739C	MKP-239C
80	L/D timing set incl.; Incl. A-Series aluminum bearings Master w/o Pistons	MK-739C	MK-239C

20 250 4.1L (4098cc) OHV L6 (12 Valve) (Chevrolet), 3.875" Bore (GMC Eng.), 1 Bbl. "VIN L" 1972-1971

QTY	TIMING	YEARS	PART NO.	DESCRIPTION
1	Gear Set	72-71	221-2528S	H/D; (1) 221-2526; (1) 221-2527
1	Gear Set	72-71	221-2525S	VINTAGE; (1) 221-2524; (1) 221-2537
1	Crank Gear	72	221-2537	Exc. GMC Jimmy Base; 27 Teeth
1	Crank Gear	72-71	221-2527	H/D; 27 Teeth
1	Crank Gear	71	221-2537	Exc. Chevrolet Blazer Base GMC Jimmy Base; 27 Teeth
1	Crank Gear	71	221-2537	Chevrolet Blazer Base; L/D; Eng. w/Intake manifold cast as an integral part of cyl. head; 27 Teeth
QTY	CAMSHAFT/LIFTER	YEARS	PART NO.	DESCRIPTION
1	Camshaft	72-71	CS-633	Hydraulic, (050) Duration at .050 Lobe Lift, 172 Exh., 172 Int., 105 Degrees Lobe Separation
1	Prelube		55-403 Std Only	1.5 oz. packet
1	Prelube		55-400 Std Only	4 oz. bottle; 1.5 oz. packet No. 55-403 also avail.
12	Lifter	72-71	HT-817 Std Only	Hyd.
12	Lifter, Bulk	72-71	HT-817B Std Only	Hyd.; Carton of 128
QTY	CAM KIT	YEARS	PART NO.	DESCRIPTION
1	Cam/Lifter Kit	72-71	KC-633	Hyd.; (1) 55-403B; (1) CS-633; (12) HT-817
QTY	PUSH ROD	YEARS	PART NO.	DESCRIPTION
12	Push Rod	72-71	RP-3180 Std Only	9.6800" O.A.L.
12	Push Rod	72-71	RP-3214R Std Only	Chrome-Moly; 9.6800" O.A.L.
12	Push Rod, Bulk	72-71	BRP-3180 Std Only	Carton of 100; 9.6800" O.A.L.
QTY	ROCKER PARTS	YEARS	PART NO.	DESCRIPTION
12	Arm Assy.	72-71	R-832 Std Only	Incl. arm, ball & nut
12	Arm Assy., Bulk	72-71	R-832B Std Only	Incl. arm, ball & nut; Carton of 64
12	Arm	72-71	R-832A Std Only	
12	Rocker Arm Ball	72-71	MR-1780 Std Only	
12	Nut	72-71	MR-1751 Std Only	Self-locking, 3/8" x 24 threads
12	Stud	72-71	MR-1752 Std Only	.003" O/S; 3/8" x 24 x 2.495"
12	Stud	72-71	MR-1949 Std Only	.372" x 24 x 2.495"
QTY	VALVE	YEARS	PART NO.	DESCRIPTION
6	Exhaust	72-71	V-1904 Std-3-15-30	Chrome plated stem; 1.5000" Head Dia., 0.3414" Stem Dia., 4.9280" O.A.L.
6	Exhaust, Bulk	72-71	V-1904B Std-15	Chrome plated stem; Carton of 25; 1.5000" Head Dia., 0.3414" Stem Dia., 4.9280" O.A.L.
6	Intake	72-71	V-1927 Std-15	Chrome plated stem; 1.7200" Head Dia., 0.3413" Stem Dia., 4.9170" O.A.L.
6	Intake, Bulk	72-71	V-1927B Std Only	Chrome plated stem; Carton of 25; 1.7200" Head Dia., 0.3413" Stem Dia., 4.9170" O.A.L.
QTY	VALVE GUIDE	YEARS	PART NO.	DESCRIPTION
6	Guide	72-71	VG-5005H Std Only	Loc. Exh.; Hardened; 0.3430" ID, 2.2500" O.A.L.
6	Guide	72-71	VG-5005 Std Only	Loc. Exh.; Plain; 0.3430" ID, 2.2500" O.A.L.
6	Guide	72-71	VG-5005T Std Only	Loc. Exh.; Threaded; 0.3425" ID, 2.2500" O.A.L.
6	Guide	72-71	VG-5038 Std Only	Loc. Int.; 0.3430" ID, 2.1200" O.A.L.
6	Guide, Bulk	72-71	VG-5005B Std Only	Loc. Exh.; Plain; Carton of 50; 0.3430" ID, 2.2500" O.A.L.
6	Guide, Bulk	72-71	VG-5005TB Std Only	Loc. Exh.; Threaded; Carton of 50; 0.3425" ID, 2.2500" O.A.L.
6	Guide, Bulk	72-71	VG-5038B Std Only	Loc. Int.; Carton of 50; 0.3430" ID, 2.1200" O.A.L.
QTY	VALVE SPRING	YEARS	PART NO.	DESCRIPTION
12	Spring	72-71	VS-653 Std Only	VINTAGE; 1.9000" Free Height
QTY	VALVE SEAL	YEARS	PART NO.	DESCRIPTION
12	Valve Stem Seal	72-71	MV-1233C Std Only	O-Ring; (RBB) Rubber
12	Valve Stem Seal	72-71	ST-2001 Std Only	Positive type; Installation requires valve guide machining; (RBBTF) Rubber/PTFE
12	Valve Stem Seal Bulk	72-71	MV-1233 Std Only	O-Ring; Carton of 100; (RBB) Rubber
12	Valve Stem Seal Bulk	72-71	ST-2001BC Std Only	Positive type; Installation requires valve guide machining; Carton of 100; (RBBTF) Rubber/PTFE
QTY	VALVE SEAT	YEARS	PART NO.	DESCRIPTION
6	Seat	72-71	245-1562-2 Std Only	Loc. Exh.; 1.5675" OD, 1.3125" ID, 0.2480" Depth
6	Seat	72-71	245-1562-2N Std Only	Loc. Exh.; Premium Material; 1.5675" OD, 1.3125" ID, 0.2480" Depth
6	Seat	72-71	245-1812-3 Std Only	Loc. Int.; 1.8175" OD, 1.5000" ID, 0.2160" Depth
QTY	VALVE, MISC	YEARS	PART NO.	DESCRIPTION
24	Keeper	72-71	VK-115A Std Only	1 groove; Square cut key groove; Carton pack 24

VALVE TRAIN

VALVE TRAIN

(continued on next page)

GMC Truck (Incl. SUV's)

250 4.1L (4098cc) OHV L6 (12 Valve) (Chevrolet), 3.875" Bore (GMC Eng.), 1 Bbl. "VIN L" 1972-1971 20
(cont.)

QTY	VALVE, MISC (cont.)	YEARS	PART NO.	DESCRIPTION
24	Keeper	72-71	VK-115 Std Only	1 groove; Square cut key groove; Carton pack 32
24	Keeper	72-71	VK-115R Std Only	1 groove; Square cut key groove; Hardened
24	Keeper, Bulk	72-71	VK-115B Std Only	1 groove; Square cut key groove; Carton of 1000
12	Spring Insert	72-71	259-203C Std Only	.015"; Carton of 100
12	Spring Insert	72-71	259-203B Std Only	.030"; Carton of 100
12	Spring Insert	72-71	259-203BRS Std Only	.030"; Carton of 500
12	Spring Insert	72-71	259-203A Std Only	.060"; Carton of 100
12	Spring Insert	72-71	259-203ARS Std Only	.060"; Carton of 500
QTY	PISTON	YEARS	PART NO.	DESCRIPTION
6	Pin	72-71	P-2208 Std-3-5-0015	0.6200" Inside Dia., 0.9272" Outside Dia.
QTY	RINGS	YEARS	PART NO.	DESCRIPTION
1	Premium Set	72-71	E-234K Std-20-30-40-60	2-5/64, 1-3/16; Premium Moly
1	Standard Set	72-71	E-234X Std-20-30-40-60	2-5/64, 1-3/16; Iron
6	Premium Single Cylinder Set	72-71	WE-234K Std Only	2-5/64, 1-3/16; Premium Moly
6	Standard Single Cylinder Set	72-71	WE-234X Std-20	2-5/64, 1-3/16; Iron
QTY	SLEEVE	YEARS	PART NO.	DESCRIPTION
1	Repair Sleeve	72-71	SL-20Y Std Only	1/8" wall, must be cut to correct length
QTY	ENGINE BEARINGS	YEARS	PART NO.	DESCRIPTION
1	Main Set	72-71	4124MA Std-1-10-20-30-40-60	A-Series aluminum bearings
1	Rod Set	72-71	6-2020CP Std-10-20-30-40	6-2020CA 60 avail. as unplated & resizeable
1	Rod Set	72-71	6-2020CA 60 60	Unplated & resizeable
6	Rod Pair	72-71	2020CP Std-1-2-10-20-30-40-50	
1	Cam Set	72-71	1557M Std Only	
QTY	OIL PUMP	YEARS	PART NO.	DESCRIPTION
1	Oil Pump	72-71	224-4147	
1	Oil Pump	72-71	224-4157	High Volume, check pan for clearance
QTY	GASKETS	YEARS	PART NO.	DESCRIPTION
1	Kit Gasket Set	72-71	260-1005	VINTAGE
QTY	FREEZE PLUGS	YEARS	PART NO.	DESCRIPTION
1	Brass Block Plug Kit	72-71	381-8006	
1	Brass Deep Cup Freeze Plug	72-71	381-9001	VINTAGE; 1.625" Diameter
1	Brass Shallow Cup Freeze Plug	72-71	381-7066	2.000" Diameter
1	Steel Deep Cup Freeze Plug	72-71	381-3054	19/32" Diameter
1	Steel Shallow Cup Freeze Plug	72-71	381-2078	2.109" Diameter

250 4.1L (4098cc) OHV L6 (12 Valve) (Chevrolet), 3.875" Bore (GMC Eng.), 1 Bbl. "VIN N" 1971-1970 21

QTY	TIMING	YEARS	PART NO.	DESCRIPTION
1	Gear Set	71-70	221-2528S	H/D; (1) 221-2526; (1) 221-2527
1	Gear Set	71-70	221-2525S	VINTAGE; (1) 221-2524; (1) 221-2537
1	Crank Gear	71-70	221-2537	Exc. Chevrolet Blazer Base GMC Jimmy Base; 27 Teeth
1	Crank Gear	71-70	221-2527	H/D; 27 Teeth
1	Crank Gear	70	221-2537	Chevrolet Blazer Base; L/D; Eng. w/Intake manifold cast as an integral part of cyl. head; 27 Teeth
QTY	CAMSHAFT/LIFTER	YEARS	PART NO.	DESCRIPTION
1	Camshaft	71-70	CS-633	Hydraulic, (050) Duration at .050 Lobe Lift, 172 Exh., 172 Int., 105 Degrees Lobe Separation
1	Prelube		55-403 Std Only	1.5 oz. packet
1	Prelube		55-400 Std Only	4 oz. bottle; 1.5 oz. packet No. 55-403 also avail.
12	Lifter	71-70	HT-817 Std Only	Hyd.
12	Lifter, Bulk	71-70	HT-817B Std Only	Hyd.; Carton of 128
QTY	CAM KIT	YEARS	PART NO.	DESCRIPTION
1	Cam/Lifter Kit	71-70	KC-633	Hyd.; (1) 55-403B; (1) CS-633; (12) HT-817
QTY	PUSH ROD	YEARS	PART NO.	DESCRIPTION
12	Push Rod	71-70	RP-3180 Std Only	9.6800" O.A.L.
12	Push Rod	71-70	RP-3214R Std Only	Chrome-Moly; 9.6800" O.A.L.
12	Push Rod, Bulk	71-70	BRP-3180 Std Only	Carton of 100; 9.6800" O.A.L.
QTY	ROCKER PARTS	YEARS	PART NO.	DESCRIPTION
12	Arm Assy.	71-70	R-832 Std Only	Incl. arm, ball & nut
12	Arm Assy., Bulk	71-70	R-832B Std Only	Incl. arm, ball & nut; Carton of 64
12	Arm	71-70	R-832A Std Only	
12	Rocker Arm Ball	71-70	MR-1780 Std Only	
12	Nut	71-70	MR-1751 Std Only	Self-locking, 3/8" x 24 threads
12	Stud	71-70	MR-1752 Std Only	.003" O/S; 3/8" x 24 x 2.495"
12	Stud	71-70	MR-1949 Std Only	.372" x 24 x 2.495"

(continued on next page)

GMC Truck (Incl. SUV's)

21 250 4.1L (4098cc) OHV L6 (12 Valve) (Chevrolet), 3.875" Bore (GMC Eng.), 1 Bbl. "VIN N" 1971-1970
(cont.)

QTY	VALVE	YEARS	PART NO.	DESCRIPTION
6	Exhaust	71-70	V-1904 Std-3-15-30	Chrome plated stem; 1.5000" Head Dia., 0.3414" Stem Dia., 4.9280" O.A.L.
6	Exhaust, Bulk	71-70	V-1904B Std-15	Chrome plated stem; Carton of 25; 1.5000" Head Dia., 0.3414" Stem Dia., 4.9280" O.A.L.
6	Intake	71-70	V-1927 Std-15	Chrome plated stem; 1.7200" Head Dia., 0.3413" Stem Dia., 4.9170" O.A.L.
6	Intake, Bulk	71-70	V-1927B Std Only	Chrome plated stem; Carton of 25; 1.7200" Head Dia., 0.3413" Stem Dia., 4.9170" O.A.L.
QTY	VALVE GUIDE	YEARS	PART NO.	DESCRIPTION
6	Guide	71-70	VG-5005H Std Only	Loc. Exh.; Hardened; 0.3430" ID, 2.2500" O.A.L
6	Guide	71-70	VG-5005 Std Only	Loc. Exh.; Plain; 0.3430" ID, 2.2500" O.A.L
6	Guide	71-70	VG-5005T Std Only	Loc. Exh.; Threaded; 0.3425" ID, 2.2500" O.A.L
6	Guide	71-70	VG-5038 Std Only	Loc. Int.; 0.3430" ID, 2.1200" O.A.L
6	Guide, Bulk	71-70	VG-5005B Std Only	Loc. Exh.; Plain; Carton of 50; 0.3430" ID, 2.2500" O.A.L
6	Guide, Bulk	71-70	VG-5005TB Std Only	Loc. Exh.; Threaded; Carton of 50; 0.3425" ID, 2.2500" O.A.L
6	Guide, Bulk	71-70	VG-5038B Std Only	Loc. Int.; Carton of 50; 0.3430" ID, 2.1200" O.A.L
QTY	VALVE SPRING	YEARS	PART NO.	DESCRIPTION
12	Spring	71-70	VS-653 Std Only	VINTAGE; 1.9000" Free Height
QTY	VALVE SEAL	YEARS	PART NO.	DESCRIPTION
12	Valve Stem Seal	71-70	MV-1233C Std Only	O-Ring; (RBB) Rubber
12	Valve Stem Seal	71-70	ST-2001 Std Only	Positive type; Installation requires valve guide machining; (RBBTF) Rubber/PTFE
12	Valve Stem Seal Bulk	71-70	MV-1233 Std Only	O-Ring; Carton of 100; (RBB) Rubber
12	Valve Stem Seal Bulk	71-70	ST-2001BC Std Only	Positive type; Installation requires valve guide machining; Carton of 100; (RBBTF) Rubber/PTFE
QTY	VALVE SEAT	YEARS	PART NO.	DESCRIPTION
6	Seat	71-70	245-1562-2 Std Only	Loc. Exh.; 1.5675" OD, 1.3125" ID, 0.2480" Depth
6	Seat	71-70	245-1562-2N Std Only	Loc. Exh.; Premium Material; 1.5675" OD, 1.3125" ID, 0.2480" Depth
6	Seat	71-70	245-1812-3 Std Only	Loc. Int.; 1.8175" OD, 1.5000" ID, 0.2160" Depth
QTY	VALVE, MISC	YEARS	PART NO.	DESCRIPTION
24	Keeper	71-70	VK-115A Std Only	1 groove; Square cut key groove; Carton pack 24
24	Keeper	71-70	VK-115 Std Only	1 groove; Square cut key groove; Carton pack 32
24	Keeper	71-70	VK-115R Std Only	1 groove; Square cut key groove; Hardened
24	Keeper, Bulk	71-70	VK-115B Std Only	1 groove; Square cut key groove; Carton of 1000
12	Spring Insert	71-70	259-203C Std Only	.015"; Carton of 100
12	Spring Insert	71-70	259-203B Std Only	.030"; Carton of 100
12	Spring Insert	71-70	259-203BRS Std Only	.030"; Carton of 500
12	Spring Insert	71-70	259-203A Std Only	.060"; Carton of 100
12	Spring Insert	71-70	259-203ARS Std Only	.060"; Carton of 500
QTY	PISTON	YEARS	PART NO.	DESCRIPTION
6	Pin	71-70	P-2208 Std-3-5-0015	0.6200" Inside Dia., 0.9272" Outside Dia.
QTY	RINGS	YEARS	PART NO.	DESCRIPTION
1	Premium Set	71-70	E-234K Std-20-30-40-60	2-5/64, 1-3/16; Premium Moly
1	Standard Set	71-70	E-234X Std-20-30-40-60	2-5/64, 1-3/16; Iron
6	Premium Single Cylinder Set	71-70	WE-234K Std Only	2-5/64, 1-3/16; Premium Moly
6	Standard Single Cylinder Set	71-70	WE-234X Std-20	2-5/64, 1-3/16; Iron
QTY	SLEEVE	YEARS	PART NO.	DESCRIPTION
1	Repair Sleeve	71-70	SL-20Y Std Only	1/8" wall, must be cut to correct length
QTY	ENGINE BEARINGS	YEARS	PART NO.	DESCRIPTION
1	Main Set	71-70	4124MA Std-1-10-20-30-40-60	A-Series aluminum bearings
1	Rod Set	71-70	6-2020CP Std-10-20-30-40	6-2020CA 60 avail. as unplated & resizeable
1	Rod Set	71-70	6-2020CA 60 60	Unplated & resizeable
6	Rod Pair	71-70	2020CP Std-1-2-10-20-30-40-50	
1	Cam Set	71	1557M Std Only	
1	Cam Set	70	1203M Std Only	VINTAGE
QTY	OIL PUMP	YEARS	PART NO.	DESCRIPTION
1	Oil Pump	71-70	224-4147	
1	Oil Pump	71-70	224-4157	High Volume, check pan for clearance
QTY	GASKETS	YEARS	PART NO.	DESCRIPTION
1	Kit Gasket Set	71-70	260-1005	VINTAGE
QTY	FREEZE PLUGS	YEARS	PART NO.	DESCRIPTION
1	Brass Block Plug Kit	71-70	381-8006	
1	Brass Deep Cup Freeze Plug	71-70	381-9001	VINTAGE; 1.625" Diameter
1	Brass Shallow Cup Freeze Plug	71-70	381-7066	2.000" Diameter
1	Steel Deep Cup Freeze Plug	71-70	381-3054	19/32" Diameter

(continued on next page)

GMC Truck (Incl. SUV's)

250 4.1L (4098cc) OHV L6 (12 Valve) (Chevrolet), 3.875" Bore (GMC Eng.), 1 Bbl. "VIN N" 1971-1970 21
(cont.)

QTY	FREEZE PLUGS (cont.)	YEARS	PART NO.	DESCRIPTION
1	Steel Shallow Cup Freeze Plug	71-70	381-2078	2.109" Diameter

250 4.1L (4098cc) OHV L6 (12 Valve) (Chevrolet), 3.875" Bore (GMC Eng.), 1 Bbl. "VIN P" 1969-1968 22

QTY	TIMING	YEARS	PART NO.	DESCRIPTION
1	Gear Set	69-68	221-2528S	H/D; (1) 221-2526; (1) 221-2527
1	Gear Set	69-68	221-2525S	VINTAGE; (1) 221-2524; (1) 221-2537
1	Crank Gear	69	221-2537	Exc. Chevrolet Blazer Base; 27 Teeth
1	Crank Gear	69-68	221-2527	H/D; 27 Teeth
1	Crank Gear	69	221-2537	Chevrolet Blazer Base; L/D; Eng. w/Intake manifold cast as an integral part of cyl. head; 27 Teeth
1	Crank Gear	68	221-2537	27 Teeth
QTY	CAMSHAFT/LIFTER	YEARS	PART NO.	DESCRIPTION
1	Camshaft	69-68	CS-633	Hydraulic, (050) Duration at .050 Lobe Lift, 172 Exh., 172 Int., 105 Degrees Lobe Separation
1	Prelube		55-403 Std Only	1.5 oz. packet
1	Prelube		55-400 Std Only	4 oz. bottle; 1.5 oz. packet No. 55-403 also avail.
12	Lifter	69-68	HT-817 Std Only	Hyd.
12	Lifter, Bulk	69-68	HT-817B Std Only	Hyd.; Carton of 128
QTY	CAM KIT	YEARS	PART NO.	DESCRIPTION
1	Cam/Lifter Kit	69-68	KC-633	Hyd.; (1) 55-403B; (1) CS-633; (12) HT-817
QTY	PUSH ROD	YEARS	PART NO.	DESCRIPTION
12	Push Rod	69-68	RP-3180 Std Only	9.6800" O.A.L.
12	Push Rod	69-68	RP-3214R Std Only	Chrome-Moly; 9.6800" O.A.L.
12	Push Rod, Bulk	69-68	BRP-3180 Std Only	Carton of 100; 9.6800" O.A.L.
QTY	ROCKER PARTS	YEARS	PART NO.	DESCRIPTION
12	Arm Assy.	69-68	R-832 Std Only	Incl. arm, ball & nut
12	Arm Assy., Bulk	69-68	R-832B Std Only	Incl. arm, ball & nut; Carton of 64
12	Arm	69-68	R-832A Std Only	
12	Rocker Arm Ball	69-68	MR-1780 Std Only	
12	Nut	69-68	MR-1751 Std Only	Self-locking, 3/8" x 24 threads
12	Stud	69-68	MR-1752 Std Only	.003" O/S; 3/8" x 24 x 2.495"
12	Stud	69-68	MR-1949 Std Only	.372" x 24 x 2.495"
QTY	VALVE	YEARS	PART NO.	DESCRIPTION
6	Exhaust	69-68	V-1904 Std-3-15-30	Chrome plated stem; 1.5000" Head Dia., 0.3414" Stem Dia., 4.9280" O.A.L.
6	Exhaust, Bulk	69-68	V-1904B Std-15	Chrome plated stem; Carton of 25; 1.5000" Head Dia., 0.3414" Stem Dia., 4.9280" O.A.L.
6	Intake	69-68	V-1927 Std-15	Chrome plated stem; 1.7200" Head Dia., 0.3413" Stem Dia., 4.9170" O.A.L.
6	Intake, Bulk	69-68	V-1927B Std Only	Chrome plated stem; Carton of 25; 1.7200" Head Dia., 0.3413" Stem Dia., 4.9170" O.A.L.
QTY	VALVE GUIDE	YEARS	PART NO.	DESCRIPTION
6	Guide	69-68	VG-5005H Std Only	Loc. Exh.; Hardened; 0.3430" ID, 2.2500" O.A.L
6	Guide	69-68	VG-5005 Std Only	Loc. Exh.; Plain; 0.3430" ID, 2.2500" O.A.L
6	Guide	69-68	VG-5005T Std Only	Loc. Exh.; Threaded; 0.3425" ID, 2.2500" O.A.L
6	Guide	69-68	VG-5038 Std Only	Loc. Int.; 0.3430" ID, 2.1200" O.A.L
6	Guide, Bulk	69-68	VG-5005B Std Only	Loc. Exh.; Plain; Carton of 50; 0.3430" ID, 2.2500" O.A.L
6	Guide, Bulk	69-68	VG-5005TB Std Only	Loc. Exh.; Threaded; Carton of 50; 0.3425" ID, 2.2500" O.A.L
6	Guide, Bulk	69-68	VG-5038B Std Only	Loc. Int.; Carton of 50; 0.3430" ID, 2.1200" O.A.L
QTY	VALVE SPRING	YEARS	PART NO.	DESCRIPTION
12	Spring	69-68	VS-653 Std Only	VINTAGE; 1.9000" Free Height
QTY	VALVE SEAL	YEARS	PART NO.	DESCRIPTION
12	Valve Stem Seal	69-68	MV-1233C Std Only	O-Ring; (RBB) Rubber
12	Valve Stem Seal	69-68	ST-2001 Std Only	Positive type; Installation requires valve guide machining; (RBBTF) Rubber/PTFE
12	Valve Stem Seal Bulk	69-68	MV-1233 Std Only	O-Ring; Carton of 100; (RBB) Rubber
12	Valve Stem Seal Bulk	69-68	ST-2001BC Std Only	Positive type; Installation requires valve guide machining; Carton of 100; (RBBTF) Rubber/PTFE
QTY	VALVE SEAT	YEARS	PART NO.	DESCRIPTION
6	Seat	69-68	245-1562-2 Std Only	Loc. Exh.; 1.5675" OD, 1.3125" ID, 0.2480" Depth
6	Seat	69-68	245-1562-2N Std Only	Loc. Exh.; Premium Material; 1.5675" OD, 1.3125" ID, 0.2480" Depth
6	Seat	69-68	245-1812-3 Std Only	Loc. Int.; 1.8175" OD, 1.5000" ID, 0.2160" Depth
QTY	VALVE, MISC	YEARS	PART NO.	DESCRIPTION
24	Keeper	69-68	VK-115A Std Only	1 groove; Square cut key groove; Carton pack 24
24	Keeper	69-68	VK-115 Std Only	1 groove; Square cut key groove; Carton pack 32
24	Keeper	69-68	VK-115R Std Only	1 groove; Square cut key groove; Hardened

VALVE TRAIN

VALVE TRAIN

(continued on next page)

GMC Truck (Incl. SUV's)

22 250 4.1L (4098cc) OHV L6 (12 Valve) (Chevrolet), 3.875" Bore (GMC Eng.), 1 Bbl. "VIN P" 1969-1968 (cont.)

QTY	VALVE, MISC (cont.)	YEARS	PART NO.	DESCRIPTION
24	Keeper, Bulk	69-68	VK-115B Std Only	1 groove; Square cut key groove; Carton of 1000
12	Spring Insert	69-68	259-203C Std Only	.015"; Carton of 100
12	Spring Insert	69-68	259-203B Std Only	.030"; Carton of 100
12	Spring Insert	69-68	259-203BRS Std Only	.030"; Carton of 500
12	Spring Insert	69-68	259-203A Std Only	.060"; Carton of 100
12	Spring Insert	69-68	259-203ARS Std Only	.060"; Carton of 500
QTY	PISTON	YEARS	PART NO.	DESCRIPTION
6	Pin	69-68	P-2208 Std-3-5-0015	0.6200" Inside Dia., 0.9272" Outside Dia.
QTY	RINGS	YEARS	PART NO.	DESCRIPTION
1	Premium Set	69-68	E-234K Std-20-30-40-60	2-5/64, 1-3/16; Premium Moly
1	Standard Set	69-68	E-234X Std-20-30-40-60	2-5/64, 1-3/16; Iron
6	Premium Single Cylinder Set	69-68	WE-234K Std Only	2-5/64, 1-3/16; Premium Moly
6	Standard Single Cylinder Set	69-68	WE-234X Std-20	2-5/64, 1-3/16; Iron
QTY	SLEEVE	YEARS	PART NO.	DESCRIPTION
1	Repair Sleeve	69-68	SL-20Y Std Only	1/8" wall, must be cut to correct length
QTY	ENGINE BEARINGS	YEARS	PART NO.	DESCRIPTION
1	Main Set	69-68	4124MA Std-1-10-20-30-40-60	A-Series aluminum bearings
1	Rod Set	69-68	6-2020CP Std-10-20-30-40	6-2020CA 60 avail. as unplated & resizeable
1	Rod Set	69-68	6-2020CA 60 60	Unplated & resizeable
6	Rod Pair	69-68	2020CP Std-1-2-10-20-30-40-50	
1	Cam Set	69-68	1203M Std Only	VINTAGE
QTY	OIL PUMP	YEARS	PART NO.	DESCRIPTION
1	Oil Pump	69-68	224-4147	
1	Oil Pump	69-68	224-4157	High Volume, check pan for clearance
QTY	GASKETS	YEARS	PART NO.	DESCRIPTION
1	Kit Gasket Set	69-68	260-1005	VINTAGE
QTY	FREEZE PLUGS	YEARS	PART NO.	DESCRIPTION
1	Brass Block Plug Kit	69-68	381-8006	
1	Brass Deep Cup Freeze Plug	69-68	381-9001	VINTAGE; 1.625" Diameter
1	Brass Shallow Cup Freeze Plug	69-68	381-7066	2.000" Diameter
1	Steel Deep Cup Freeze Plug	69-68	381-3054	19/32" Diameter
1	Steel Shallow Cup Freeze Plug	69-68	381-2078	2.109" Diameter

23 250 4.1L (4098cc) OHV L6 (12 Valve) (Chevrolet), 3.875" Bore (GMC Eng.), 1 Bbl. "VIN Q" 1975-1972

QTY	TIMING	YEARS	PART NO.	DESCRIPTION
1	Gear Set	75-72	221-2528S	H/D; (1) 221-2526; (1) 221-2527
1	Gear Set	75	221-2525S	VINTAGE; w/o Integral cyl. head; (1) 221-2524; (1) 221-2537
1	Gear Set	74-72	221-2525S	VINTAGE; (1) 221-2524; (1) 221-2537
1	Crank Gear	75	221-2537	27 Teeth
1	Crank Gear	75	221-2537	GMC Jimmy Base, High Sierra, Sierra Classic, Sierra Grande; Eng. w/Intake manifold cast as an integral part of cyl. head; 27 Teeth
1	Crank Gear	75-72	221-2527	H/D; 27 Teeth
1	Crank Gear	75	221-2537	Chevrolet K5 Blazer Base, Cheyenne, Custom Deluxe, Scottsdale, Silverado; L/D; Eng. w/Intake manifold cast as an integral part of cyl. head; 27 Teeth
1	Crank Gear	74	221-2537	Exc. Chevrolet Blazer Base GMC Jimmy Base; 27 Teeth
1	Crank Gear	74	221-2537	Chevrolet Blazer Base; L/D; Eng. w/Intake manifold cast as an integral part of cyl. head; 27 Teeth
1	Crank Gear	73	221-2537	Exc. Chevrolet Blazer Base, El Camino Base, Custom GMC Jimmy Base; 27 Teeth
1	Crank Gear	73	221-2537	Chevrolet Blazer Base, El Camino Base, Custom; L/D; Eng. w/Intake manifold cast as an integral part of cyl. head; 27 Teeth
1	Crank Gear	72	221-2537	27 Teeth
QTY	CAMSHAFT/LIFTER	YEARS	PART NO.	DESCRIPTION
1	Camshaft	75	CS-633	H/D chassis; Hydraulic, (050) Duration at .050 Lobe Lift, 172 Exh., 172 Int., 105 Degrees Lobe Separation
1	Camshaft	75	CS-677	w/o H/D chassis; Hydraulic, (050) Duration at .050 Lobe Lift, 194 Exh., 172 Int., 102 Degrees Lobe Separation
1	Camshaft	74-72	CS-633	Hydraulic, (050) Duration at .050 Lobe Lift, 172 Exh., 172 Int., 105 Degrees Lobe Separation
1	Prelube		55-403 Std Only	1.5 oz. packet
1	Prelube		55-400 Std Only	4 oz. bottle; 1.5 oz. packet No. 55-403 also avail.
12	Lifter	75-72	HT-817 Std Only	Hyd.
12	Lifter, Bulk	75-72	HT-817B Std Only	Hyd.; Carton of 128

(continued on next page)

GMC Truck (Incl. SUV's)

250 4.1L (4098cc) OHV L6 (12 Valve) (Chevrolet), 3.875" Bore (GMC Eng.), 1 Bbl. "VIN Q" 1975-1972 23
(cont.)

QTY	CAM KIT	YEARS	PART NO.	DESCRIPTION
1	Cam/Lifter Kit	75	KC-633	w/H/D chassis; Hyd.; (1) 55-403B; (1) CS-633; (12) HT-817
1	Cam/Lifter Kit	75	KC-677	w/o H/D chassis; Hyd.; (1) 55-403B; (1) CS-677; (12) HT-817
1	Cam/Lifter Kit	74-72	KC-633	Hyd.; (1) 55-403B; (1) CS-633; (12) HT-817
QTY	PUSH ROD	YEARS	PART NO.	DESCRIPTION
12	Push Rod	75-72	RP-3180 Std Only	9.6800" O.A.L.
12	Push Rod	75-72	RP-3214R Std Only	Chrome-Moly; 9.6800" O.A.L.
12	Push Rod, Bulk	75-72	BRP-3180 Std Only	Carton of 100; 9.6800" O.A.L.
QTY	ROCKER PARTS	YEARS	PART NO.	DESCRIPTION
12	Arm Assy.	75-72	R-832 Std Only	Incl. arm, ball & nut
12	Arm Assy., Bulk	75-72	R-832B Std Only	Incl. arm, ball & nut; Carton of 64
12	Arm	75-72	R-832A Std Only	
12	Rocker Arm Ball	75-72	MR-1780 Std Only	
12	Nut	75-72	MR-1751 Std Only	Self-locking, 3/8" x 24 threads
12	Stud	75-72	MR-1752 Std Only	.003" O/S; 3/8" x 24 x 2.495"
12	Stud	75-72	MR-1949 Std Only	.372" x 24 x 2.495"
QTY	VALVE	YEARS	PART NO.	DESCRIPTION
6	Exhaust	75	V-1904 Std-3-15-30	Chrome plated stem; 1.5000" Head Dia., 0.3414" Stem Dia., 4.9280" O.A.L.
6	Exhaust	74-73	V-1904 Std-3-15-30	Exc. LPG Eng.s.; Chrome plated stem; 1.5000" Head Dia., 0.3414" Stem Dia., 4.9280" O.A.L.
6	Exhaust	74-73	V-1888X Std Only	LPG Eng.s.; Chrome plated stem; Stellite face; 1.5000" Head Dia., 0.3412" Stem Dia., 4.9230" O.A.L.
6	Exhaust	72	V-1904 Std-3-15-30	Chrome plated stem; 1.5000" Head Dia., 0.3414" Stem Dia., 4.9280" O.A.L.
6	Exhaust, Bulk	75-72	V-1904B Std-15	Chrome plated stem; Carton of 25; 1.5000" Head Dia., 0.3414" Stem Dia., 4.9280" O.A.L.
6	Intake	75	V-1927 Std-15	Chrome plated stem; 1.7200" Head Dia., 0.3413" Stem Dia., 4.9170" O.A.L.
6	Intake	74-73	V-1927 Std-15	Exc. LPG Eng.s.; Chrome plated stem; 1.7200" Head Dia., 0.3413" Stem Dia., 4.9170" O.A.L.
6	Intake	74-73	V-1928 Std Only	VINTAGE; LPG Eng.s.; Chrome plated stem; 1.7200" Head Dia., 0.3420" Stem Dia., 4.9170" O.A.L.
6	Intake	72	V-1927 Std-15	Chrome plated stem; 1.7200" Head Dia., 0.3413" Stem Dia., 4.9170" O.A.L.
6	Intake, Bulk	75-72	V-1927B Std Only	Chrome plated stem; Carton of 25; 1.7200" Head Dia., 0.3413" Stem Dia., 4.9170" O.A.L.
QTY	VALVE GUIDE	YEARS	PART NO.	DESCRIPTION
6	Guide	75-72	VG-5005H Std Only	Loc. Exh.; Hardened; 0.3430" ID, 2.2500" O.A.L
6	Guide	75-72	VG-5005 Std Only	Loc. Exh.; Plain; 0.3430" ID, 2.2500" O.A.L
6	Guide	75-72	VG-5005T Std Only	Loc. Exh.; Threaded; 0.3425" ID, 2.2500" O.A.L
6	Guide	75-72	VG-5038 Std Only	Loc. Int.; 0.3430" ID, 2.1200" O.A.L
6	Guide, Bulk	75-72	VG-5005B Std Only	Loc. Exh.; Plain; Carton of 50; 0.3430" ID, 2.2500" O.A.L
6	Guide, Bulk	75-72	VG-5005TB Std Only	Loc. Exh.; Threaded; Carton of 50; 0.3425" ID, 2.2500" O.A.L
6	Guide, Bulk	75-72	VG-5038B Std Only	Loc. Int.; Carton of 50; 0.3430" ID, 2.1200" O.A.L
QTY	VALVE SPRING	YEARS	PART NO.	DESCRIPTION
12	Spring	75	VS-521 Std Only	Chevrolet K10 Pickup Cheyenne, Custom Deluxe, Scottsdale, Silverado, K10 Suburban Base, Custom Deluxe, Scottsdale, Silverado, K20 Pickup Cheyenne, Custom Deluxe, Scottsdale, Silverado I GMC K15 Pickup Base, High Sierra, Sierra Classic, Sierra Grande, K15 Suburban Base, High Sierra, Sierra Classic, S; Forward control w/uni-body; Incl. damper; 2.1090" Free Height
12	Spring	75	VS-521 Std Only	Exc. Chevrolet K10 Pickup Cheyenne, Custom Deluxe, Scottsdale, Silverado, K10 Suburban Base, Custom Deluxe, Scottsdale, Silverado, K20 Pickup Cheyenne, Custom Deluxe, Scottsdale, Silverado I GMC K15 Pickup Base, High Sierra, Sierra Classic, Sierra Grande, K15 Suburban Base, High Sierra, Sierra Class; Forward control w/uni-body; RWD; Incl. damper; 2.1090" Free Height
12	Spring	74-72	VS-653 Std Only	VINTAGE; 1.9000" Free Height
QTY	VALVE SEAL	YEARS	PART NO.	DESCRIPTION
12	Valve Stem Seal	75-72	MV-1233C Std Only	O-Ring; (RBB) Rubber
12	Valve Stem Seal	75	ST-2092 Std Only	Positive type, Metal Clad; (RBB) Rubber
12	Valve Stem Seal	75	ST-2003 Std Only	Positive type; Installation requires valve guide machining; (RBB) Rubber
12	Valve Stem Seal	74-72	ST-2001 Std Only	Positive type; Installation requires valve guide machining; (RBBTF) Rubber/PTFE
12	Valve Stem Seal Bulk	75-72	MV-1233 Std Only	O-Ring; Carton of 100; (RBB) Rubber

VALVE TRAIN

VALVE TRAIN

(continued on next page)

GMC Truck (Incl. SUV's)

23 250 4.1L (4098cc) OHV L6 (12 Valve) (Chevrolet), 3.875" Bore (GMC Eng.), 1 Bbl. "VIN Q" 1975-1972 (cont.)

VALVE TRAIN		QTY	VALVE SEAL (cont.)	YEARS	PART NO.	DESCRIPTION		
		12	Valve Stem Seal Bulk	75	ST-2003BC Std Only	Positive type; Installation requires valve guide machining; Carton of 100; (RBB) Rubber		
12	Valve Stem Seal Bulk	74-72	ST-2001BC Std Only	Positive type; Installation requires valve guide machining; Carton of 100; (RBBTF) Rubber/PTFE				
VALVE SEAT		QTY	VALVE SEAT	YEARS	PART NO.	DESCRIPTION		
		6	Seat	75-72	245-1562-2 Std Only	Loc. Exh.; 1.5675" OD, 1.3125" ID, 0.2480" Depth		
		6	Seat	75-72	245-1562-2N Std Only	Loc. Exh.; Premium Material; 1.5675" OD, 1.3125" ID, 0.2480" Depth		
		6	Seat	75-72	245-1812-3 Std Only	Loc. Int.; 1.8175" OD, 1.5000" ID, 0.2160" Depth		
VALVE, MISC		QTY	VALVE, MISC	YEARS	PART NO.	DESCRIPTION		
		24	Keeper	75-72	VK-115A Std Only	1 groove; Square cut key groove; Carton pack 24		
		24	Keeper	75-72	VK-115 Std Only	1 groove; Square cut key groove; Carton pack 32		
		24	Keeper	75-72	VK-115R Std Only	1 groove; Square cut key groove; Hardened		
		12	Keeper, Bulk	75-72	VK-115B Std Only	1 groove; Square cut key groove; Carton of 1000		
		12	Spring Insert	75-72	259-203C Std Only	.015"; Carton of 100		
		12	Spring Insert	75-72	259-203B Std Only	.030"; Carton of 100		
		12	Spring Insert	75-72	259-203BRS Std Only	.030"; Carton of 500		
		12	Spring Insert	75-72	259-203A Std Only	.060"; Carton of 100		
12	Spring Insert	75-72	259-203ARS Std Only	.060"; Carton of 500				
BLOCK		QTY	PISTON	YEARS	PART NO.	DESCRIPTION		
		6	Pin	75-72	P-2208 Std-3-5-0015	0.6200" Inside Dia., 0.9272" Outside Dia.		
		RINGS		QTY	RINGS	YEARS	PART NO.	DESCRIPTION
				1	Premium Set	75-72	E-234K Std-20-30-40-60	2-5/64, 1-3/16; Premium Moly
				1	Standard Set	75-72	E-234X Std-20-30-40-60	2-5/64, 1-3/16; Iron
				6	Premium Single Cylinder Set	75-72	WE-234K Std Only	2-5/64, 1-3/16; Premium Moly
		6	Standard Single Cylinder Set	75-72	WE-234X Std-20	2-5/64, 1-3/16; Iron		
		SLEEVE		QTY	SLEEVE	YEARS	PART NO.	DESCRIPTION
				1	Repair Sleeve	75-72	SL-20Y Std Only	1/8" wall, must be cut to correct length
		ENGINE BEARINGS		QTY	ENGINE BEARINGS	YEARS	PART NO.	DESCRIPTION
				1	Main Set	75-72	4124MA Std-1-10-20-30-40-60	A-Series aluminum bearings
				1	Rod Set	75-72	6-2020CP Std-10-20-30-40	6-2020CA 60 avail. as unplated & resizeable
1	Rod Set			75-72	6-2020CA 60 60	Unplated & resizeable		
6	Rod Pair			75-72	2020CP Std-1-2-10-20-30-40-50			
1	Cam Set	75-72	1557M Std Only					
OIL PUMP		QTY	OIL PUMP	YEARS	PART NO.	DESCRIPTION		
		1	Oil Pump	75-72	224-4147			
1	Oil Pump	75-72	224-4157	High Volume, check pan for clearance				
GASKETS		QTY	GASKETS	YEARS	PART NO.	DESCRIPTION		
		1	Kit Gasket Set	75	260-1019	VINTAGE; w/Integral cyl. head		
1	Kit Gasket Set	75-72	260-1005	VINTAGE; w/Separate head & int. manifold				
FREEZE PLUGS		QTY	FREEZE PLUGS	YEARS	PART NO.	DESCRIPTION		
		1	Brass Block Plug Kit	75-72	381-8006			
		1	Brass Deep Cup Freeze Plug	75-72	381-9001	VINTAGE; 1.625" Diameter		
		1	Brass Shallow Cup Freeze Plug	75-72	381-7066	2.000" Diameter		
		1	Steel Deep Cup Freeze Plug	75-72	381-3054	19/32" Diameter		
		1	Steel Shallow Cup Freeze Plug	75-72	381-2078	2.109" Diameter		

24 250 4.1L (4098cc) OHV L6 (12 Valve) (Chevrolet), 3.875" Bore (GMC Eng.), 1 Bbl. LPG "VIN Q" 1975-1973

QTY	GASKETS	YEARS	PART NO.	DESCRIPTION
1	Kit Gasket Set	75	260-1019	VINTAGE; w/Integral cyl. head
1	Kit Gasket Set	75-73	260-1005	VINTAGE; w/Separate head & int. manifold

25 250 4.1L (4098cc) OHV L6 (12 Valve) (Chevrolet), 3.875" Bore (GMC Eng.), 1 Bbl. "VIN S" 1971-1970

QTY	TIMING	YEARS	PART NO.	DESCRIPTION
1	Gear Set	71-70	221-2528S	H/D; (1) 221-2526; (1) 221-2527
1	Gear Set	71-70	221-2525S	VINTAGE; (1) 221-2524; (1) 221-2537
1	Crank Gear	71-70	221-2537	Exc. Chevrolet Blazer Base GMC Jimmy Base; 27 Teeth
1	Crank Gear	71-70	221-2527	H/D; 27 Teeth
QTY	CAMSHAFT/LIFTER	YEARS	PART NO.	DESCRIPTION
1	Camshaft	71-70	CS-633	Hydraulic, (050) Duration at .050 Lobe Lift, 172 Exh., 172 Int., 105 Degrees Lobe Separation
1	Prelube		55-403 Std Only	1.5 oz. packet
1	Prelube		55-400 Std Only	4 oz. bottle; 1.5 oz. packet No. 55-403 also avail.
12	Lifter	71-70	HT-817 Std Only	Hyd.
12	Lifter, Bulk	71-70	HT-817B Std Only	Hyd.; Carton of 128

(continued on next page)

GMC Truck (Incl. SUV's)

**250 4.1L (4098cc) OHV L6 (12 Valve) (Chevrolet), 3.875" Bore (GMC Eng.), 1 Bbl. "VIN S" 1971-1970 25
(cont.)**

QTY	CAM KIT	YEARS	PART NO.	DESCRIPTION
1	Cam/Lifter Kit	71-70	KC-633	Hyd.; (1) 55-403B; (1) CS-633; (12) HT-817
QTY	PUSH ROD	YEARS	PART NO.	DESCRIPTION
12	Push Rod	71-70	RP-3180 Std Only	9.6800" O.A.L.
12	Push Rod	71-70	RP-3214R Std Only	Chrome-Moly; 9.6800" O.A.L.
12	Push Rod, Bulk	71-70	BRP-3180 Std Only	Carton of 100; 9.6800" O.A.L.
QTY	ROCKER PARTS	YEARS	PART NO.	DESCRIPTION
12	Arm Assy.	71-70	R-832 Std Only	Incl. arm, ball & nut
12	Arm Assy., Bulk	71-70	R-832B Std Only	Incl. arm, ball & nut; Carton of 64
12	Arm	71-70	R-832A Std Only	
12	Rocker Arm Ball	71-70	MR-1780 Std Only	
12	Nut	71-70	MR-1751 Std Only	Self-locking, 3/8" x 24 threads
12	Stud	71-70	MR-1752 Std Only	.003" O/S; 3/8" x 24 x 2.495"
12	Stud	71-70	MR-1949 Std Only	.372" x 24 x 2.495"
QTY	VALVE	YEARS	PART NO.	DESCRIPTION
6	Exhaust	71-70	V-1904 Std-3-15-30	Chrome plated stem; 1.5000" Head Dia., 0.3414" Stem Dia., 4.9280" O.A.L.
6	Exhaust, Bulk	71-70	V-1904B Std-15	Chrome plated stem; Carton of 25; 1.5000" Head Dia., 0.3414" Stem Dia., 4.9280" O.A.L.
6	Intake	71-70	V-1927 Std-15	Chrome plated stem; 1.7200" Head Dia., 0.3413" Stem Dia., 4.9170" O.A.L.
6	Intake, Bulk	71-70	V-1927B Std Only	Chrome plated stem; Carton of 25; 1.7200" Head Dia., 0.3413" Stem Dia., 4.9170" O.A.L.
QTY	VALVE GUIDE	YEARS	PART NO.	DESCRIPTION
6	Guide	71-70	VG-5005H Std Only	Loc. Exh.; Hardened; 0.3430" ID, 2.2500" O.A.L
6	Guide	71-70	VG-5005 Std Only	Loc. Exh.; Plain; 0.3430" ID, 2.2500" O.A.L
6	Guide	71-70	VG-5005T Std Only	Loc. Exh.; Threaded; 0.3425" ID, 2.2500" O.A.L
6	Guide	71-70	VG-5038 Std Only	Loc. Int.; 0.3430" ID, 2.1200" O.A.L
6	Guide, Bulk	71-70	VG-5005B Std Only	Loc. Exh.; Plain; Carton of 50; 0.3430" ID, 2.2500" O.A.L
6	Guide, Bulk	71-70	VG-5005TB Std Only	Loc. Exh.; Threaded; Carton of 50; 0.3425" ID, 2.2500" O.A.L
6	Guide, Bulk	71-70	VG-5038B Std Only	Loc. Int.; Carton of 50; 0.3430" ID, 2.1200" O.A.L
QTY	VALVE SPRING	YEARS	PART NO.	DESCRIPTION
12	Spring	71-70	VS-653 Std Only	VINTAGE; 1.9000" Free Height
QTY	VALVE SEAL	YEARS	PART NO.	DESCRIPTION
12	Valve Stem Seal	71-70	MV-1233C Std Only	O-Ring; (RBB) Rubber
12	Valve Stem Seal	71-70	ST-2001 Std Only	Positive type; Installation requires valve guide machining; (RBBTF) Rubber/PTFE
12	Valve Stem Seal Bulk	71-70	MV-1233 Std Only	O-Ring; Carton of 100; (RBB) Rubber
12	Valve Stem Seal Bulk	71-70	ST-2001BC Std Only	Positive type; Installation requires valve guide machining; Carton of 100; (RBBTF) Rubber/PTFE
QTY	VALVE SEAT	YEARS	PART NO.	DESCRIPTION
6	Seat	71-70	245-1562-2 Std Only	Loc. Exh.; 1.5675" OD, 1.3125" ID, 0.2480" Depth
6	Seat	71-70	245-1562-2N Std Only	Loc. Exh.; Premium Material; 1.5675" OD, 1.3125" ID, 0.2480" Depth
6	Seat	71-70	245-1812-3 Std Only	Loc. Int.; 1.8175" OD, 1.5000" ID, 0.2160" Depth
QTY	VALVE, MISC	YEARS	PART NO.	DESCRIPTION
24	Keeper	71-70	VK-115A Std Only	1 groove; Square cut key groove; Carton pack 24
24	Keeper	71-70	VK-115 Std Only	1 groove; Square cut key groove; Carton pack 32
24	Keeper	71-70	VK-115R Std Only	1 groove; Square cut key groove; Hardened
24	Keeper, Bulk	71-70	VK-115B Std Only	1 groove; Square cut key groove; Carton of 1000
12	Spring Insert	71-70	259-203C Std Only	.015"; Carton of 100
12	Spring Insert	71-70	259-203B Std Only	.030"; Carton of 100
12	Spring Insert	71-70	259-203BRS Std Only	.030"; Carton of 500
12	Spring Insert	71-70	259-203A Std Only	.060"; Carton of 100
12	Spring Insert	71-70	259-203ARS Std Only	.060"; Carton of 500
QTY	PISTON	YEARS	PART NO.	DESCRIPTION
6	Pin	71-70	P-2208 Std-3-5-0015	0.6200" Inside Dia., 0.9272" Outside Dia.
QTY	RINGS	YEARS	PART NO.	DESCRIPTION
1	Premium Set	71-70	E-234K Std-20-30-40-60	2-5/64, 1-3/16; Premium Moly
1	Standard Set	71-70	E-234X Std-20-30-40-60	2-5/64, 1-3/16; Iron
6	Premium Single Cylinder Set	71-70	WE-234K Std Only	2-5/64, 1-3/16; Premium Moly
6	Standard Single Cylinder Set	71-70	WE-234X Std-20	2-5/64, 1-3/16; Iron
QTY	SLEEVE	YEARS	PART NO.	DESCRIPTION
1	Repair Sleeve	71-70	SL-20Y Std Only	1/8" wall, must be cut to correct length
QTY	ENGINE BEARINGS	YEARS	PART NO.	DESCRIPTION
1	Main Set	71-70	4124MA Std-1-10-20-30-40-60	A-Series aluminum bearings
1	Rod Set	71-70	6-2020CP Std-10-20-30-40	6-2020CA 60 avail. as unplated & resizeable
1	Rod Set	71-70	6-2020CA 60 60	Unplated & resizeable

VALVE TRAIN

VALVE TRAIN

BLOCK

BLOCK

(continued on next page)

GMC Truck (Incl. SUV's)

25 250 4.1L (4098cc) OHV L6 (12 Valve) (Chevrolet), 3.875" Bore (GMC Eng.), 1 Bbl. "VIN S" 1971-1970
(cont.)

QTY	ENGINE BEARINGS			
	(cont.)	YEARS	PART NO.	DESCRIPTION
6	Rod Pair	71-70	2020CP	Std-1-2-10-20-30-40-50
1	Cam Set	71	1557M	Std Only
1	Cam Set	70	1203M	Std Only VINTAGE
QTY	OIL PUMP			
		YEARS	PART NO.	DESCRIPTION
1	Oil Pump	71-70	224-4147	
1	Oil Pump	71-70	224-4157	High Volume, check pan for clearance
QTY	GASKETS			
		YEARS	PART NO.	DESCRIPTION
1	Kit Gasket Set	71-70	260-1005	VINTAGE
QTY	FREEZE PLUGS			
		YEARS	PART NO.	DESCRIPTION
1	Brass Block Plug Kit	71-70	381-8006	
1	Brass Deep Cup Freeze Plug	71-70	381-9001	VINTAGE; 1.625" Diameter
1	Brass Shallow Cup Freeze Plug	71-70	381-7066	2.000" Diameter
1	Steel Deep Cup Freeze Plug	71-70	381-3054	19/32" Diameter
1	Steel Shallow Cup Freeze Plug	71-70	381-2078	2.109" Diameter

26 250 4.1L (4098cc) OHV L6 (12 Valve) (Chevrolet), 3.875" Bore (GMC Eng.), 1 Bbl. 1971-1966

QTY	TIMING	YEARS	PART NO.	DESCRIPTION
1	Gear Set	71-66	221-2528S	H/D; (1) 221-2526; (1) 221-2527
1	Gear Set	71-66	221-2525S	VINTAGE; (1) 221-2524; (1) 221-2537
1	Crank Gear	71	221-2537	GMC Sprint Base; 27 Teeth
1	Crank Gear	71-66	221-2527	H/D; 27 Teeth
1	Crank Gear	71	221-2537	Exc. GMC Sprint Base; L/D; Eng. w/Intake manifold cast as an integral part of cyl. head; 27 Teeth
1	Crank Gear	70-68	221-2537	L/D; Eng. w/Intake manifold cast as an integral part of cyl. head; 27 Teeth
1	Crank Gear	67	221-2537	Exc. Chevrolet El Camino Base; 27 Teeth
1	Crank Gear	67	221-2537	Chevrolet El Camino Base; L/D; Eng. w/Intake manifold cast as an integral part of cyl. head; 27 Teeth
1	Crank Gear	66	221-2537	27 Teeth
QTY	CAMSHAFT/LIFTER	YEARS	PART NO.	DESCRIPTION
1	Camshaft	71-66	CS-633	Hydraulic, (.050) Duration at .050 Lobe Lift, 172 Exh., 172 Int., 105 Degrees Lobe Separation
1	Prelube		55-403	Std Only 1.5 oz. packet
1	Prelube		55-400	Std Only 4 oz. bottle; 1.5 oz. packet No. 55-403 also avail.
12	Lifter	71-66	HT-817	Std Only Hyd.
12	Lifter, Bulk	71-66	HT-817B	Std Only Hyd.; Carton of 128
QTY	CAM KIT	YEARS	PART NO.	DESCRIPTION
1	Cam/Lifter Kit	71-66	KC-633	Hyd.; (1) 55-403B; (1) CS-633; (12) HT-817
QTY	PUSH ROD	YEARS	PART NO.	DESCRIPTION
12	Push Rod	71-66	RP-3180	Std Only 9.6800" O.A.L.
12	Push Rod	71-66	RP-3214R	Std Only Chrome-Moly; 9.6800" O.A.L.
12	Push Rod, Bulk	71-66	BRP-3180	Std Only Carton of 100; 9.6800" O.A.L.
QTY	ROCKER PARTS	YEARS	PART NO.	DESCRIPTION
12	Arm Assy.	71	R-826	Std Only GMC Sprint Base; Incl. arm, ball & nut
12	Arm Assy.	71	R-832	Std Only Exc. GMC Sprint Base; Incl. arm, ball & nut
12	Arm Assy.	70-66	R-832	Std Only Incl. arm, ball & nut
12	Arm Assy., Bulk	71	R-826B	Std Only GMC Sprint Base; Incl. arm, ball & nut; Carton of 64
12	Arm Assy., Bulk	71	R-832B	Std Only Exc. GMC Sprint Base; Incl. arm, ball & nut; Carton of 64
12	Arm Assy., Bulk	70-66	R-832B	Std Only Incl. arm, ball & nut; Carton of 64
12	Arm	71	R-826A	Std Only GMC Sprint Base
12	Arm	71	R-832A	Std Only Exc. GMC Sprint Base
12	Arm	70-66	R-832A	Std Only
12	Rocker Arm Ball	71	MR-1780	Std Only Exc. GMC Sprint Base
12	Rocker Arm Ball	71	MR-1783	Std Only GMC Sprint Base
12	Rocker Arm Ball	70-66	MR-1780	Std Only
12	Nut	71	MR-1751	Std Only Exc. GMC Sprint Base; Self-locking, 3/8" x 24 threads
12	Nut	71	MR-1751	Std Only GMC Sprint Base; Self-locking, 3/8" x 24 threads
12	Nut	70-66	MR-1751	Std Only Self-locking, 3/8" x 24 threads
12	Stud	71-66	MR-1752	Std Only .003" O/S; 3/8" x 24 x 2.495"
12	Stud	71-66	MR-1949	Std Only .372" x 24 x 2.495"
QTY	VALVE	YEARS	PART NO.	DESCRIPTION
6	Exhaust	71-66	V-1904	Std-3-15-30 Chrome plated stem; 1.5000" Head Dia., 0.3414" Stem Dia., 4.9280" O.A.L.
6	Exhaust, Bulk	71-66	V-1904B	Std-15 Chrome plated stem; Carton of 25; 1.5000" Head Dia., 0.3414" Stem Dia., 4.9280" O.A.L.
6	Intake	71-66	V-1927	Std-15 Chrome plated stem; 1.7200" Head Dia., 0.3413" Stem Dia., 4.9170" O.A.L.

(continued on next page)

GMC Truck (Incl. SUV's)

250 4.1L (4098cc) OHV L6 (12 Valve) (Chevrolet), 3.875" Bore (GMC Eng.), 1 Bbl. 1971-1966 26
(cont.)

QTY	VALVE (cont.)	YEARS	PART NO.	DESCRIPTION
6	Intake, Bulk	71-66	V-1927B Std Only	Chrome plated stem; Carton of 25; 1.7200" Head Dia., 0.3413" Stem Dia., 4.9170" O.A.L.
QTY	VALVE GUIDE	YEARS	PART NO.	DESCRIPTION
6	Guide	71-66	VG-5005H Std Only	Loc. Exh.; Hardened; 0.3430" ID, 2.2500" O.A.L
6	Guide	71-66	VG-5005 Std Only	Loc. Exh.; Plain; 0.3430" ID, 2.2500" O.A.L
6	Guide	71-66	VG-5005T Std Only	Loc. Exh.; Threaded; 0.3425" ID, 2.2500" O.A.L
6	Guide	71-66	VG-5038 Std Only	Loc. Int.; 0.3430" ID, 2.1200" O.A.L
6	Guide, Bulk	71-66	VG-5005B Std Only	Loc. Exh.; Plain; Carton of 50; 0.3430" ID, 2.2500" O.A.L
6	Guide, Bulk	71-66	VG-5005TB Std Only	Loc. Exh.; Threaded; Carton of 50; 0.3425" ID, 2.2500" O.A.L
6	Guide, Bulk	71-66	VG-5038B Std Only	Loc. Int.; Carton of 50; 0.3430" ID, 2.1200" O.A.L
QTY	VALVE SPRING	YEARS	PART NO.	DESCRIPTION
12	Spring	71-66	VS-653 Std Only	VINTAGE; 1.9000" Free Height
QTY	VALVE SEAL	YEARS	PART NO.	DESCRIPTION
12	Valve Stem Seal	71-66	MV-1233C Std Only	O-Ring; (RBB) Rubber
12	Valve Stem Seal	71-66	ST-2001 Std Only	Positive type; Installation requires valve guide machining; (RBBTF) Rubber/PTFE
12	Valve Stem Seal Bulk	71-66	MV-1233 Std Only	O-Ring; Carton of 100; (RBB) Rubber
12	Valve Stem Seal Bulk	71-66	ST-2001BC Std Only	Positive type; Installation requires valve guide machining; Carton of 100; (RBBTF) Rubber/PTFE
QTY	VALVE SEAT	YEARS	PART NO.	DESCRIPTION
6	Seat	71-66	245-1562-2 Std Only	Loc. Exh.; 1.5675" OD, 1.3125" ID, 0.2480" Depth
6	Seat	71-66	245-1562-2N Std Only	Loc. Exh.; Premium Material; 1.5675" OD, 1.3125" ID, 0.2480" Depth
6	Seat	71-66	245-1812-3 Std Only	Loc. Int.; 1.8175" OD, 1.5000" ID, 0.2160" Depth
QTY	VALVE, MISC	YEARS	PART NO.	DESCRIPTION
24	Keeper	71-66	VK-115A Std Only	1 groove; Square cut key groove; Carton pack 24
24	Keeper	71-66	VK-115 Std Only	1 groove; Square cut key groove; Carton pack 32
24	Keeper	71-66	VK-115R Std Only	1 groove; Square cut key groove; Hardened
24	Keeper, Bulk	71-66	VK-115B Std Only	1 groove; Square cut key groove; Carton of 1000
12	Spring Insert	71-66	259-203C Std Only	.015"; Carton of 100
12	Spring Insert	71-66	259-203B Std Only	.030"; Carton of 100
12	Spring Insert	71-66	259-203BRS Std Only	.030"; Carton of 500
12	Spring Insert	71-66	259-203A Std Only	.060"; Carton of 100
12	Spring Insert	71-66	259-203ARS Std Only	.060"; Carton of 500
QTY	PISTON	YEARS	PART NO.	DESCRIPTION
6	Pin	71-66	P-2208 Std-3-5-0015	0.6200" Inside Dia., 0.9272" Outside Dia.
QTY	RINGS	YEARS	PART NO.	DESCRIPTION
1	Premium Set	71-66	E-234K Std-20-30-40-60	2-5/64, 1-3/16; Premium Moly
1	Standard Set	71-66	E-234X Std-20-30-40-60	2-5/64, 1-3/16; Iron
6	Premium Single Cylinder Set	71-66	WE-234K Std Only	2-5/64, 1-3/16; Premium Moly
6	Standard Single Cylinder Set	71-66	WE-234X Std-20	2-5/64, 1-3/16; Iron
QTY	SLEEVE	YEARS	PART NO.	DESCRIPTION
1	Repair Sleeve	71-66	SL-20Y Std Only	1/8" wall, must be cut to correct length
QTY	ENGINE BEARINGS	YEARS	PART NO.	DESCRIPTION
1	Main Set	71-66	4124MA Std-1-10-20-30-40-60	A-Series aluminum bearings
1	Rod Set	71-66	6-2020CP Std-10-20-30-40	6-2020CA 60 avail. as unplated & resizeable
1	Rod Set	71-66	6-2020CA 60 60	Unplated & resizeable
6	Rod Pair	71-66	2020CP Std-1-2-10-20-30-40-50	
1	Cam Set	71	1557M Std Only	
1	Cam Set	70-66	1203M Std Only	VINTAGE
QTY	OIL PUMP	YEARS	PART NO.	DESCRIPTION
1	Oil Pump	71-66	224-4147	
1	Oil Pump	71-66	224-4157	High Volume, check pan for clearance
QTY	GASKETS	YEARS	PART NO.	DESCRIPTION
1	Kit Gasket Set	71-66	260-1005	VINTAGE
QTY	FREEZE PLUGS	YEARS	PART NO.	DESCRIPTION
1	Brass Block Plug Kit	71-66	381-8006	
1	Brass Deep Cup Freeze Plug	71-66	381-9001	VINTAGE; 1.625" Diameter
1	Brass Shallow Cup Freeze Plug	71-66	381-7066	2.000" Diameter
1	Steel Deep Cup Freeze Plug	71-66	381-3054	19/32" Diameter
1	Steel Shallow Cup Freeze Plug	71-66	381-2078	2.109" Diameter

261 4.3L (4278cc) OHV L6 (12 Valve) (Chevrolet), 3.75" Bore (GMC Eng.), 1 Bbl. 1962-1954 27

QTY	TIMING	YEARS	PART NO.	DESCRIPTION
1	Crank Gear	62-61	221-2537	27 Teeth

(continued on next page)

GMC Truck (Incl. SUV's)

27 261 4.3L (4278cc) OHV L6 (12 Valve) (Chevrolet), 3.75" Bore (GMC Eng.), 1 Bbl. 1962-1954
(cont.)

QTY	TIMING (cont.)	YEARS	PART NO.	DESCRIPTION
1	Cam Gear	62-61	221-2500	VINTAGE; Silent type; 54 Teeth
1	Cam Gear	59-54	221-2500	Chevrolet Truck Base; VINTAGE; Fiber; Silent type; 54 Teeth
QTY	CAMSHAFT/LIFTER	YEARS	PART NO.	DESCRIPTION
1	Camshaft	62-61	CS-293	VINTAGE; Mechanical, (050) Duration at .050 Lobe Lift, 189 Exh., 184 Int.
1	Prelube		55-403 Std Only	1.5 oz. packet
1	Prelube		55-400 Std Only	4 oz. bottle; 1.5 oz. packet No. 55-403 also avail.
12	Lifter	62-61	AT-874 Std Only	VINTAGE; Mech.
QTY	PUSH ROD	YEARS	PART NO.	DESCRIPTION
12	Push Rod	62-61	RP-3020 Std Only	VINTAGE; 11.4740" O.A.L.
QTY	VALVE	YEARS	PART NO.	DESCRIPTION
6	Exhaust	62-61	V-1888X Std Only	Chrome plated stem; Stellite face; 1.5000" Head Dia., 0.3412" Stem Dia., 4.9230" O.A.L.
6	Exhaust	62-61	V-1199 Std-3-5-15-30	VINTAGE; 1.5000" Head Dia., 0.3415" Stem Dia., 4.9280" O.A.L.
6	Exhaust, Bulk	62-61	V-1199B Std Only	VINTAGE; Carton of 25; 1.5000" Head Dia., 0.3415" Stem Dia., 4.9280" O.A.L.
6	Intake	62-61	V-1076 Std Only	VINTAGE; 1.8750" Head Dia., 0.3415" Stem Dia., 6.3910" O.A.L.
QTY	VALVE GUIDE	YEARS	PART NO.	DESCRIPTION
6	Guide	62-61	VG-350 Std Only	VINTAGE; Loc. Exh.; 0.3435" ID, 2.4400" O.A.L
6	Guide	62-61	VG-473 Std Only	VINTAGE; Loc. Int.; 0.3435" ID, 3.3400" O.A.L
QTY	VALVE SPRING	YEARS	PART NO.	DESCRIPTION
12	Spring	62-61	VS-424 Std Only	VINTAGE; 2.2500" Free Height
QTY	VALVE SEAL	YEARS	PART NO.	DESCRIPTION
12	Valve Stem Seal	62-61	MV-1233C Std Only	O-Ring; (RBB) Rubber
12	Valve Stem Seal	62-61	ST-2001 Std Only	Positive type; Installation requires valve guide machining; (RBBTF) Rubber/PTFE
12	Valve Stem Seal Bulk	62-61	MV-1233 Std Only	O-Ring; Carton of 100; (RBB) Rubber
12	Valve Stem Seal Bulk	62-61	ST-2001BC Std Only	Positive type; Installation requires valve guide machining; Carton of 100; (RBBTF) Rubber/PTFE
QTY	VALVE SEAT	YEARS	PART NO.	DESCRIPTION
6	Seat	62-61	245-1562-2 Std Only	Loc. Exh.; 1.5675" OD, 1.3125" ID, 0.2480" Depth
6	Seat	62-61	245-1562-2N Std Only	Loc. Exh.; Premium Material; 1.5675" OD, 1.3125" ID, 0.2480" Depth
QTY	VALVE, MISC	YEARS	PART NO.	DESCRIPTION
24	Keeper	62-61	VK-115A Std Only	1 groove; Square cut key groove; Carton pack 24
24	Keeper	62-61	VK-115 Std Only	1 groove; Square cut key groove; Carton pack 32
24	Keeper	62-61	VK-115R Std Only	1 groove; Square cut key groove; Hardened
24	Keeper, Bulk	62-61	VK-115B Std Only	1 groove; Square cut key groove; Carton of 1000
12	Spring Insert	62-61	259-100A Std Only	.060"; Carton of 100
12	Spring Insert	62-61	259-100B Std Only	VINTAGE; .030"; Carton of 100
QTY	PISTON	YEARS	PART NO.	DESCRIPTION
6	Cast Piston	62-61	92P Std-30-40-60	VINTAGE; Cast; .9272" Pin Dia.; 2 Rings 3/32 Groove, 1 Ring 3/16 Groove, 2.030 CD, Flat Head - 7.8:1 C.R.
6	Cast Piston - Individual	62-61	W92P Std-30-40-60	VINTAGE; Cast; .9272" Pin Dia.; 2 Rings 3/32 Groove, 1 Ring 3/16 Groove, 2.030 CD, Flat Head - 7.8:1 C.R.
QTY	RINGS	YEARS	PART NO.	DESCRIPTION
1	Standard Set	62-61	5412X Std-30	VINTAGE; 2-3/32, 1-3/16; Iron
QTY	ENGINE BEARINGS	YEARS	PART NO.	DESCRIPTION
1	Main Set	62-61	960M Std-10-20-30-40-50-60	VINTAGE; Use w/FSM-124S shim set
1	Rod Set	62-61	6-1950CP Std-10-20-30-40-50	VINTAGE; 6-1950CA 60 avail. as unplated & resizeable
1	Rod Set	62-61	6-1950CA 60 60	VINTAGE; Unplated & resizeable
6	Rod Pair	62-61	1950CP Std-10-20-30-40	VINTAGE
1	Cam Set	62-61	1170M Std Only	VINTAGE; w/Large dia. brgs.
QTY	OIL PUMP	YEARS	PART NO.	DESCRIPTION
1	Oil Pump	62-61	224-4141	VINTAGE

28 261 4.3L (4278cc) OHV L6 (12 Valve) (Chevrolet), 3.75" Bore (GMC Eng.), 2 Bbl. 1962-1961

QTY	TIMING	YEARS	PART NO.	DESCRIPTION
1	Crank Gear	62-61	221-2537	27 Teeth
1	Cam Gear	62-61	221-2500	VINTAGE; Silent type; 54 Teeth
QTY	CAMSHAFT/LIFTER	YEARS	PART NO.	DESCRIPTION
1	Camshaft	62-61	CS-293	VINTAGE; Mechanical, (050) Duration at .050 Lobe Lift, 189 Exh., 184 Int.
1	Prelube		55-403 Std Only	1.5 oz. packet

(continued on next page)

GMC Truck (Incl. SUV's)

261 4.3L (4278cc) OHV L6 (12 Valve) (Chevrolet), 3.75" Bore (GMC Eng.), 2 Bbl. 1962-1961 28
(cont.)

	CAMSHAFT/LIFTER	YEARS	PART NO.	DESCRIPTION	
VALVE TRAIN	QTY 1 12				
	1 12				
	QTY 12				
	12				
	QTY 6				
	6				
	6				
	6				
	QTY 6 6				
	6 6				
	QTY 12				
	12				
QTY 12 12 12 12					
12 12 12 12					
QTY 6 6					
6 6					
QTY 24 24 24 24 12 12					
24 24 24 24 12 12					
BLOCK	QTY 6 6				
	6 6				
	QTY 1				
	1				
	QTY 1 1 1 6 1				
	1 1 1 6 1				
QTY 1					
1					

265 4.3L (4343cc) OHV V8 (16 Valve) (Chevrolet), 3.75" Bore (GMC Eng.), 2 Bbl. 1957-1955 29

BLOCK	QTY 1 1 1 1			
	1 1 1 1			
	QTY 1			
	1			
	1 1 16 16			
1 1 16 16				

(continued on next page)

GMC Truck (Incl. SUV's)

29 265 4.3L (4343cc) OHV V8 (16 Valve) (Chevrolet), 3.75" Bore (GMC Eng.), 2 Bbl. 1957-1955
(cont.)

QTY	PUSH ROD	YEARS	PART NO.	DESCRIPTION
16	Push Rod	57-55	RP-3093 Std Only	7.7940" O.A.L.
16	Push Rod	57-55	RP-3212R Std-100-150-200	Chrome-Moly; 7.7900" O.A.L.
16	Push Rod, Bulk	57-55	BRP-3093 Std Only	Carton of 100; 7.7940" O.A.L.
16	Push Rod, Bulk	57-55	BRP-3212R Std-100	Chrome-Moly; Carton of 100; 7.7900" O.A.L.
QTY	ROCKER PARTS	YEARS	PART NO.	DESCRIPTION
16	Arm Assy.	57-55	R-826 Std Only	Incl. arm, ball & nut
16	Arm Assy., Bulk	57-55	R-826B Std Only	Incl. arm, ball & nut; Carton of 64
16	Arm	57-55	R-826A Std Only	
16	Rocker Arm Ball	57-55	MR-1783 Std Only	
16	Nut	57-55	MR-1751 Std Only	Self-locking, 3/8" x 24 threads
16	Stud	57-55	MR-1752 Std Only	.003" O/S; 3/8" x 24 x 2.495"
16	Stud	57-55	MR-1949 Std Only	.372" x 24 x 2.495"
QTY	VALVE	YEARS	PART NO.	DESCRIPTION
8	Exhaust	57-55	V-1888X Std Only	Chrome plated stem; Stellite face; 1.5000" Head Dia., 0.3412" Stem Dia., 4.9230" O.A.L.
8	Exhaust	57-55	V-1199 Std-3-5-15-30	VINTAGE; 1.5000" Head Dia., 0.3415" Stem Dia., 4.9280" O.A.L.
8	Exhaust, Bulk	57-55	V-1199B Std Only	VINTAGE; Carton of 25; 1.5000" Head Dia., 0.3415" Stem Dia., 4.9280" O.A.L.
8	Intake	57-55	V-1200 Std-3-15-30	VINTAGE; 1.7200" Head Dia., 0.3413" Stem Dia., 4.9170" O.A.L.
8	Intake, Bulk	57-55	V-1200B Std Only	VINTAGE; Carton of 25; 1.7200" Head Dia., 0.3413" Stem Dia., 4.9170" O.A.L.
QTY	VALVE SPRING	YEARS	PART NO.	DESCRIPTION
16	Spring	57-55	VS-521 Std Only	Incl. damper; 2.1090" Free Height
QTY	VALVE SEAL	YEARS	PART NO.	DESCRIPTION
16	Valve Stem Seal	57-55	MV-1233C Std Only	O-Ring; (RBB) Rubber
16	Valve Stem Seal	57-55	ST-2001 Std Only	Positive type; Installation requires valve guide machining; (RBBTF) Rubber/PTFE
16	Valve Stem Seal Bulk	57-55	MV-1233 Std Only	O-Ring; Carton of 100; (RBB) Rubber
16	Valve Stem Seal Bulk	57-55	ST-2001BC Std Only	Positive type; Installation requires valve guide machining; Carton of 100; (RBBTF) Rubber/PTFE
QTY	VALVE, MISC	YEARS	PART NO.	DESCRIPTION
32	Keeper	57-55	VK-115A Std Only	1 groove; Square cut key groove; Carton pack 24
32	Keeper	57-55	VK-115 Std Only	1 groove; Square cut key groove; Carton pack 32
32	Keeper	57-55	VK-115R Std Only	1 groove; Square cut key groove; Hardened
32	Keeper, Bulk	57-55	VK-115B Std Only	1 groove; Square cut key groove; Carton of 1000
16	Spring Insert	57-55	259-201B Std Only	.030"; Carton of 100
16	Spring Insert	57-55	259-201A Std Only	.060"; Carton of 100
16	Spring Insert	57-55	259-201ARS Std Only	.060"; Carton of 500
8	Rotocap	57-55	RC-157S Std Only	Loc. Exh.
QTY	RINGS	YEARS	PART NO.	DESCRIPTION
1	Premium Set	57-55	E-240K 20 20-30-40-60	2-5/64, 1-3/16; Premium Moly
1	Standard Set	57-55	E-240X Std-30-40-60	2-5/64, 1-3/16; Iron
QTY	ENGINE BEARINGS	YEARS	PART NO.	DESCRIPTION
1	Main Set	57-55	994M Std-1-10-20-30-40	VINTAGE
1	Rod Set	57-55	8-2020CP Std-10-20-30-40	VINTAGE
8	Rod Pair	57-55	2020CP Std-1-2-10-20-30-40-50	
1	Cam Set	57-55	1145M Std Only	VINTAGE; Babbitt material; Full round design
QTY	OIL PUMP	YEARS	PART NO.	DESCRIPTION
1	Oil Pump	57-55	224-43363	VINTAGE
QTY	GASKETS	YEARS	PART NO.	DESCRIPTION
1	Kit Gasket Set	57	260-1000	VINTAGE; Rear main brg. seal not incl.; Head bolts not incl.
1	Kit Gasket Set	57	260-1000AT	VINTAGE; Rear main brg. seal not incl.; Head bolts not incl.; PermaDryPlus® valve cover & oil pan gskts. incl.; PermaDryPlus® water outlet gskt. incl.
2	Head Bolt Set	57-55	260-2500 Std Only	Replacement recommended

30 267 4.4L (4376cc) OHV V8 (16 Valve) (Chevrolet), 3.5" Bore (GMC Eng.), 2 Bbl. "VIN J" 1980-1979

QTY	TIMING	YEARS	PART NO.	DESCRIPTION
1	3 Piece Set	80-79	KT3-499S	Powdered Metal Crank Sprocket; w/.405" tooth width sprocket; (1) 222-499; (1) 223-390; (1) 223-391
1	Timing Set w/Gaskets	80-79	CTS-1000	w/.405" tooth width sprocket
1	Timing Chain	80-79	222-499	Use w/.405" tooth width sprocket; 46 Links
1	Crank Sprocket	80-79	223-391	Powdered metal; .405" tooth width sprocket; 18 Teeth
1	Cam Sprocket	80-79	223-390	.405" tooth width sprocket; 36 Teeth
1	Cam Sprocket	80-79	223-390N	Nylon; .405" tooth width sprocket; 36 Teeth

(continued on next page)

GMC Truck (Incl. SUV's)

267 4.4L (4376cc) OHV V8 (16 Valve) (Chevrolet), 3.5" Bore (GMC Eng.), 2 Bbl. "VIN J" 1980-1979 30
(cont.)

QTY	CAMSHAFT/LIFTER	YEARS	PART NO.	DESCRIPTION
1	Camshaft	80	CS-711	Hydraulic, (050) Duration at .050 Lobe Lift, 194 Exh., 178 Int., 108 Degrees Lobe Separation
1	Camshaft	79	CS-673	VINTAGE; Hydraulic, (050) Duration at .050 Lobe Lift, 202 Exh., 189 Int., 109 Degrees Lobe Separation
1	Prelube		55-403 Std Only	1.5 oz. packet
1	Prelube		55-400 Std Only	4 oz. bottle; 1.5 oz. packet No. 55-403 also avail.
16	Lifter	80-79	HT-817 Std Only	Hyd.
16	Lifter, Bulk	80-79	HT-817B Std Only	Hyd.; Carton of 128
QTY	CAM KIT	YEARS	PART NO.	DESCRIPTION
1	Cam/Lifter Kit	80	KC-711	Hyd.; (1) 55-403B; (1) CS-711; (16) HT-817
1	Cam/Lifter/Timing Kit	80	KCT-711	Hyd.; w/.405" tooth width sprocket; (1) 55-403B; (1) CS-711; (16) HT-817; (1) KT3-499S
QTY	PUSH ROD	YEARS	PART NO.	DESCRIPTION
16	Push Rod	80-79	RP-3093 Std Only	7.7940" O.A.L.
16	Push Rod	80-79	RP-3212R Std-100-150-200	Chrome-Moly; 7.7900" O.A.L.
16	Push Rod, Bulk	80-79	BRP-3093 Std Only	Carton of 100; 7.7940" O.A.L.
16	Push Rod, Bulk	80-79	BRP-3212R Std-100	Chrome-Moly; Carton of 100; 7.7900" O.A.L.
QTY	ROCKER PARTS	YEARS	PART NO.	DESCRIPTION
16	Arm Assy.	80-79	R-826 Std Only	Incl. arm, ball & nut
16	Arm Assy., Bulk	80-79	R-826B Std Only	Incl. arm, ball & nut; Carton of 64
16	Arm	80-79	R-826A Std Only	
16	Rocker Arm Ball	80-79	MR-1783 Std Only	
16	Nut	80-79	MR-1751 Std Only	Self-locking, 3/8" x 24 threads
16	Stud	80-79	MR-1752 Std Only	.003" O/S; 3/8" x 24 x 2.495"
16	Stud	80-79	MR-1949 Std Only	.372" x 24 x 2.495"
QTY	VALVE GUIDE	YEARS	PART NO.	DESCRIPTION
8	Guide	80-79	VG-5005H Std Only	Loc. Exh.; Hardened; 0.3430" ID, 2.2500" O.A.L
8	Guide	80-79	VG-5005 Std Only	Loc. Exh.; Plain; 0.3430" ID, 2.2500" O.A.L
8	Guide	80-79	VG-5005T Std Only	Loc. Exh.; Threaded; 0.3425" ID, 2.2500" O.A.L
8	Guide	80-79	VG-5038 Std Only	Loc. Int.; 0.3430" ID, 2.1200" O.A.L
8	Guide, Bulk	80-79	VG-5005B Std Only	Loc. Exh.; Plain; Carton of 50; 0.3430" ID, 2.2500" O.A.L
8	Guide, Bulk	80-79	VG-5005TB Std Only	Loc. Exh.; Threaded; Carton of 50; 0.3425" ID, 2.2500" O.A.L
8	Guide, Bulk	80-79	VG-5038B Std Only	Loc. Int.; Carton of 50; 0.3430" ID, 2.1200" O.A.L
QTY	VALVE SEAL	YEARS	PART NO.	DESCRIPTION
16	Valve Stem Seal	80-79	MV-1233C Std Only	O-Ring; (RBB) Rubber
16	Valve Stem Seal Bulk	80-79	MV-1233 Std Only	O-Ring; Carton of 100; (RBB) Rubber
QTY	VALVE SEAT	YEARS	PART NO.	DESCRIPTION
8	Seat	80-79	245-1437-2 Std Only	Loc. Exh.; 1.4425" OD, 1.2190" ID, 0.2160" Depth
8	Seat	80-79	245-1437-2N Std Only	Loc. Exh.; Premium Material; 1.4425" OD, 1.2190" ID, 0.2160" Depth
8	Seat	80-79	245-1812-3 Std Only	Loc. Int.; 1.8175" OD, 1.5000" ID, 0.2160" Depth
QTY	VALVE, MISC	YEARS	PART NO.	DESCRIPTION
32	Keeper	80-79	VK-115A Std Only	1 groove; Square cut key groove; Carton pack 24
32	Keeper	80-79	VK-115 Std Only	1 groove; Square cut key groove; Carton pack 32
32	Keeper	80-79	VK-115R Std Only	1 groove; Square cut key groove; Hardened
32	Keeper, Bulk	80-79	VK-115B Std Only	1 groove; Square cut key groove; Carton of 1000
8	Rotocap	80-79	RC-157S Std Only	Loc. Exh.
QTY	RINGS	YEARS	PART NO.	DESCRIPTION
1	Premium Set	80-79	E-236K Std-30	2-5/64, 1-3/16; Premium Moly
1	Standard Set	80-79	E-236X Std-30-40	2-5/64, 1-3/16; Iron
QTY	ENGINE BEARINGS	YEARS	PART NO.	DESCRIPTION
1	Main Set	80-79	4663M Std-1-2-10-20-30-40-60	
1	Main Set	80-79	6688M 10 10-20-30	.020" O/S length flange brg.
1	Main Set	80-79	4663MA Std-1-2-10-20-30-40-60	A-Series aluminum bearings
1	Main Set	80-79	7329MA 10 10-20	A-Series aluminum bearings ; .010" O/S length flange brg.
1	Rod Set	80-79	8-2555CP Std-1-10-20-30-40-50	8-2555CA 60 avail. as unplated & resizeable; Overplated copper-lead alloy
1	Rod Set	80-79	8-2555A Std-1-10-20-30-40-50-60	A-Series aluminum bearings
1	Rod Set	80-79	8-2555A 10X2 10X2-20X2-30X2-40X2	A-Series aluminum bearings ; Use in .002" O/S Rod Bore
1	Rod Set	80-79	8-2555CA 60 60	Unplated & resizeable
1	Rod Set	80-79	8-2555CP 10X2 + 10X2-20X2	Use in .002" O/S Rod Bore; Overplated copper-lead alloy; Superseded - When depleted use 8-2555A 10X2
8	Rod Pair	80-79	2555A Std-1-2-10-20-30-40-50-60	A-Series aluminum bearings

(continued on next page)

GMC Truck (Incl. SUV's)

30 267 4.4L (4376cc) OHV V8 (16 Valve) (Chevrolet), 3.5" Bore (GMC Eng.), 2 Bbl. "VIN J" 1980-1979
(cont.)

BLOCK	ENGINE BEARINGS				
	QTY	(cont.)	YEARS	PART NO.	DESCRIPTION
	8	Rod Pair	80-79	2555CP	Std-1-2-10-20-30-40-50 Overplated copper-lead alloy
	8	Rod Pair	80-79	2555CA 60 60	Unplated & resizeable
	8	Rod Pair	80-79	2555CP 10X2 + 10X2-20X2	Use in .002" O/S Rod Bore; Superseded - When depleted use 2555A 10X2
	1	Cam Set	80-79	1750M	Std Only 2.030" housing bore
	1	Cam Set	80-79	1235M	Std-1-10 Babbitt material; Full round design
	1	Cam Set	80-79	1749M	Std Only Bi-Metal Aluminum
	QTY	OIL PUMP	YEARS	PART NO.	DESCRIPTION
	1	Oil Pump	80-79	224-4146	5/8" inlet
1	Oil Pump	80-79	224-4146A	High Pressure; 5/8" inlet	
1	Oil Pump	80-79	224-4143	High Volume, check pan for clearance; 5/8" inlet; Use shaft w/steel guide	
1	Inter. Shaft	80-79	224-6146E	Has steel shaft guide; Eliminates nylon shaft guide	
1	Inter. Shaft	80-79	224-6146	Use w/nylon shaft guide	
1	Oil Pump Shaft Guide	80-79	224-43343	Nylon	
1	Screen Assy.	80-79	224-1246	5/8" inlet tube	
QTY	GASKETS	YEARS	PART NO.	DESCRIPTION	
2	Head Bolt Set	80-79	260-2500	Std Only Replacement recommended	
QTY	FREEZE PLUGS	YEARS	PART NO.	DESCRIPTION	
1	Brass Block Plug Kit	80-79	381-8007		
1	Steel Block Plug Kit	80-79	381-4011		
1	Brass Deep Cup Freeze Plug	80-79	381-9001	VINTAGE; 1.625" Diameter	
1	Steel Deep Cup Freeze Plug	80-79	381-3095	0.500" Diameter	
1	Steel Deep Cup Freeze Plug	80-79	381-3041	1.625" Diameter	
1	Steel Shallow Cup Freeze Plug	80-79	381-2078	2.109" Diameter	

31 270 4.4L (4425cc) OHV L6 (12 Valve) (GMC), 3.7813" Bore (GMC Eng.), 1 Bbl. 1962-1956

VALVE TRAIN	QTY	TIMING	YEARS	PART NO.	DESCRIPTION
	1	Cam Gear	62-56	221-2500	VINTAGE; Silent type; 54 Teeth
	QTY	CAMSHAFT/LIFTER	YEARS	PART NO.	DESCRIPTION
	12	Lifter	62-56	AT-887	Std Only VINTAGE; Mech.
	QTY	VALVE SPRING	YEARS	PART NO.	DESCRIPTION
	12	Spring	62-56	VS-424	Std Only VINTAGE; 2.2500" Free Height
	QTY	VALVE SEAL	YEARS	PART NO.	DESCRIPTION
	12	Valve Stem Seal	62-56	MV-1233C	Std Only O-Ring; (RBB) Rubber
	12	Valve Stem Seal	62-56	ST-2001	Std Only Positive type; Installation requires valve guide machining; (RBBTF) Rubber/PTFE
	12	Valve Stem Seal Bulk	62-56	MV-1233	Std Only O-Ring; Carton of 100; (RBB) Rubber
12	Valve Stem Seal Bulk	62-56	ST-2001BC	Std Only Positive type; Installation requires valve guide machining; Carton of 100; (RBBTF) Rubber/PTFE	
QTY	VALVE, MISC	YEARS	PART NO.	DESCRIPTION	
24	Keeper	62-56	VK-261	Std Only VINTAGE; w/Rototype	
24	Keeper	62-56	VK-115A	Std Only w/o Rototype valve; 1 groove; Square cut key groove; Carton pack 24	
24	Keeper	62-56	VK-115	Std Only w/o Rototype valve; 1 groove; Square cut key groove; Carton pack 32	
24	Keeper	62-56	VK-115R	Std Only w/o Rototype valve; 1 groove; Square cut key groove; Hardened	
24	Keeper, Bulk	62-56	VK-115B	Std Only w/o Rototype valve; 1 groove; Square cut key groove; Carton of 1000	
12	Spring Insert	62-56	259-203C	Std Only .015"; Carton of 100	
12	Spring Insert	62-56	259-203B	Std Only .030"; Carton of 100	
12	Spring Insert	62-56	259-203BRS	Std Only .030"; Carton of 500	
12	Spring Insert	62-56	259-203A	Std Only .060"; Carton of 100	
12	Spring Insert	62-56	259-203ARS	Std Only .060"; Carton of 500	
QTY	ENGINE BEARINGS	YEARS	PART NO.	DESCRIPTION	
1	Main Set	62-60	697M	Std-10-20 VINTAGE	
6	Rod Pair	62-60	1905CP	Std-10-20 VINTAGE	
1	Cam Set	62-60	1094M	Std Only VINTAGE	

GMC Truck (Incl. SUV's)

283 4.6L (4638cc) OHV V8 (16 Valve) (Chevrolet), 3.875" Bore (GMC Eng.), 2 Bbl. 1967-1957 32

QTY	TIMING	YEARS	PART NO.	DESCRIPTION
1	3 Piece Set	67	KT3-163S	Exc. Chevrolet C10 Suburban Base, C20 Suburban Base, G10 Van Base, G20 Van Base, K10 Suburban Base, K20 Suburban Base GMC C15 Suburban Base, C25 Suburban Base, G35 Van Base, K15 Suburban Base, K25 Suburban Base, K35 Pickup Base, Suburban Base; H/D; Incl. double rlr. type chain; (1) 222-163; (1) 223-288; (1) 223-289
1	3 Piece Set	67	KT3-499S	Powdered Metal Crank Sprocket; w/.405" tooth width sprocket; (1) 222-499; (1) 223-390; (1) 223-391
1	3 Piece Set	66-57	KT3-163S	Incl. double rlr. type chain; (1) 222-163; (1) 223-288; (1) 223-289
1	3 Piece Set	66-57	KT3-489S	VINTAGE; (1) 222-489; (1) 223-261; (1) 223-262
1	Timing Set w/Gaskets	66-57	CTS-1002	VINTAGE; Incl. double rlr. type chain
1	Timing Chain	67	222-163	Exc. Chevrolet C10 Suburban Base, C20 Suburban Base, G10 Van Base, G20 Van Base, K10 Suburban Base, K20 Suburban Base GMC C15 Suburban Base, C25 Suburban Base, G35 Van Base, K15 Suburban Base, K25 Suburban Base, K35 Pickup Base, Suburban Base; H/D; Double rlr.; 58 Links
1	Timing Chain	67	222-499	Use w/.405" tooth width sprocket; 46 Links
1	Timing Chain	66-57	222-163	Double rlr.; 58 Links
1	Timing Chain	66-57	222-489	VINTAGE; 46 Links
1	Crank Sprocket	67	223-289	Exc. Chevrolet C10 Suburban Base, C20 Suburban Base, G10 Van Base, G20 Van Base, K10 Suburban Base, K20 Suburban Base GMC C15 Suburban Base, C25 Suburban Base, G35 Van Base, K15 Suburban Base, K25 Suburban Base, K35 Pickup Base, Suburban Base; H/D; Double row; 22 Teeth
1	Crank Sprocket	67	223-391	Powdered metal; .405" tooth width sprocket; 18 Teeth
1	Crank Sprocket	66-57	223-289	Double row; 22 Teeth
1	Crank Sprocket	66-57	223-262	VINTAGE; 18 Teeth
1	Cam Sprocket	67	223-390	.405" tooth width sprocket; 36 Teeth
1	Cam Sprocket	67	223-288	Exc. Chevrolet C10 Suburban Base, C20 Suburban Base, G10 Van Base, G20 Van Base, K10 Suburban Base, K20 Suburban Base GMC C15 Suburban Base, C25 Suburban Base, G35 Van Base, K15 Suburban Base, K25 Suburban Base, K35 Pickup Base, Suburban Base; H/D; Double row; 44 Teeth
1	Cam Sprocket	67	223-390N	Nylon; .405" tooth width sprocket; 36 Teeth
1	Cam Sprocket	66-57	223-288	Double row; 44 Teeth
1	Cam Sprocket	66-57	223-261	VINTAGE; 36 Teeth
QTY	CAMSHAFT/LIFTER	YEARS	PART NO.	DESCRIPTION
1	Camshaft	67-63	CS-274	Hydraulic, (050) Duration at .050 Lobe Lift, 203 Exh., 194 Int., 112 Degrees Lobe Separation
1	Camshaft	62-57	CS-273	VINTAGE; Use w/Hyd. lifters; Hydraulic, (050) Duration at .050 Lobe Lift, 172 Exh., 172 Int., 107 Degrees Lobe Separation
1	Performance Cam	67-57	CS-1103R	Emissions Legal Cam; CARB E.O. No. D-292-1; Pro-1500 Perf. Cam; 0.42" Exh. Valve Lift, 0.398" Int. Valve Lift, Hydraulic, (050) Duration at .050 Lobe Lift, 204 Exh., 194 Int., 112 Degrees Lobe Separation
1	Performance Cam	67-57	CS-1014R	Emissions Legal Cam; CARB E.O. No. D-292-1; Pro-2000 Perf. Cam; 0.443" Exh. Valve Lift, 0.42" Int. Valve Lift, Hydraulic, (050) Duration at .050 Lobe Lift, 214 Exh., 204 Int., 112 Degrees Lobe Separation
1	Performance Cam	67-57	CS-1106R	Emissions Legal Cam; CARB E.O. No. D-292-1; Pro-3000 Perf. Cam; 0.465" Exh. Valve Lift, 0.443" Int. Valve Lift, Hydraulic, (050) Duration at .050 Lobe Lift, 224 Exh., 214 Int., 112 Degrees Lobe Separation
1	Prelube		55-403 Std Only	1.5 oz. packet
1	Prelube		55-400 Std Only	4 oz. bottle; 1.5 oz. packet No. 55-403 also avail.
16	Lifter	67-57	HT-817 Std Only	Hyd.
16	Lifter, Bulk	67-57	HT-817B Std Only	Hyd.; Carton of 128
QTY	CAM KIT	YEARS	PART NO.	DESCRIPTION
1	Cam/Lifter Kit	67-57	KC-1103R	Emissions Legal Cam; CARB E.O. No. D-292-1; Hyd.; Pro-1500 Perf. Cam; Duration at .050", 194 Int., 204 Exh.; Valve lift .398" Int., .420" Exh.; Lobe Separation 112 Degrees; (1) 55-403B; (1) CS-1103R; (16) HT-817
1	Cam/Lifter Kit	67-57	KC-1014R	Emissions Legal Cam; CARB E.O. No. D-292-1; Hyd.; Pro-2000 Perf. Cam; Duration at .050", 204 Int., 214 Exh.; Valve lift .420" Int., .443" Exh.; Lobe Separation 112 Degrees; (1) 55-403B; (1) CS-1014R; (16) HT-817

VALVE TRAIN

VALVE TRAIN

(continued on next page)

GMC Truck (Incl. SUV's)

32 283 4.6L (4638cc) OHV V8 (16 Valve) (Chevrolet), 3.875" Bore (GMC Eng.), 2 Bbl. 1967-1957
(cont.)

VALVE TRAIN

VALVE TRAIN

QTY	CAM KIT (cont.)	YEARS	PART NO.	DESCRIPTION
1	Cam/Lifter Kit	67-57	KC-1106R	Emissions Legal Cam; CARB E.O. No. D-292-1; Hyd.; Pro-3000 Perf. Cam; Duration at .050", 214 Int., 224 Exh.; Valve lift .443" Int., .465" Exh.; Lobe Separation 112 Degrees; (1) 55-403B; (1) CS-1106R; (16) HT-817
1	Cam/Lifter Kit	67-63	KC-274	Hyd.; (1) 55-403B; (1) CS-274; (16) HT-817
1	Cam/Lifter/Timing Kit	67-57	KCT-1014R	Emissions Legal Cam; CARB E.O. No. D-292-1; Hyd.; Pro-2000 Perf. Cam; Duration at .050", 204 Int., 214 Exh.; Valve lift .420" Int., .443" Exh.; Lobe Separation 112 Degrees; (1) 55-403B; (1) CS-1014R; (1) CTS-1100NR; (16) HT-817
1	Cam/Lifter/Timing Kit	67	KCT-274	Hyd.; w/.405" tooth width sprocket; (1) 55-403B; (1) CS-274; (16) HT-817; (1) KT3-499S
1	Cam/Lifter/Timing Kit	66-63	KCT-274C	Hyd.; Incl. double rlr. type chain; (1) 55-403B; (1) CS-274; (16) HT-817; (1) KT3-163S
QTY	PUSH ROD	YEARS	PART NO.	DESCRIPTION
16	Push Rod	67-57	RP-3093	Std Only 7.7940" O.A.L.
16	Push Rod	67-57	RP-3212R	Std-100-150-200 Chrome-Moly; 7.7900" O.A.L.
16	Push Rod, Bulk	67-57	BRP-3093	Std Only Carton of 100; 7.7940" O.A.L.
16	Push Rod, Bulk	67-57	BRP-3212R	Std-100 Chrome-Moly; Carton of 100; 7.7900" O.A.L.
QTY	ROCKER PARTS	YEARS	PART NO.	DESCRIPTION
16	Arm Assy.	67-57	R-826	Std Only Incl. arm, ball & nut
16	Arm Assy., Bulk	67-57	R-826B	Std Only Incl. arm, ball & nut; Carton of 64
16	Arm	67-57	R-826A	Std Only
16	Rocker Arm Ball	67-57	MR-1783	Std Only
16	Nut	67-57	MR-1751	Std Only Self-locking, 3/8" x 24 threads
16	Stud	67-57	MR-1752	Std Only .003" O/S; 3/8" x 24 x 2.495"
16	Stud	67-57	MR-1949	Std Only .372" x 24 x 2.495"
QTY	VALVE	YEARS	PART NO.	DESCRIPTION
8	Exhaust	67-57	V-1888X	Std Only Chrome plated stem; Stellite face; 1.5000" Head Dia., 0.3412" Stem Dia., 4.9230" O.A.L.
8	Exhaust	67-57	V-1199	Std-3-5-15-30 VINTAGE; 1.5000" Head Dia., 0.3415" Stem Dia., 4.9280" O.A.L.
8	Exhaust, Bulk	67-57	V-1199B	Std Only VINTAGE; Carton of 25; 1.5000" Head Dia., 0.3415" Stem Dia., 4.9280" O.A.L.
8	Intake	67-57	V-1200	Std-3-15-30 VINTAGE; 1.7200" Head Dia., 0.3413" Stem Dia., 4.9170" O.A.L.
8	Intake, Bulk	67-57	V-1200B	Std Only VINTAGE; Carton of 25; 1.7200" Head Dia., 0.3413" Stem Dia., 4.9170" O.A.L.
QTY	VALVE SPRING	YEARS	PART NO.	DESCRIPTION
16	Spring	67	VS-677	Std Only Incl. damper; 2.0300" Free Height
16	Spring	67	VS-739R	Std Only Optional-H/D; 2.0000" Free Height
16	Spring	66-57	VS-521	Std Only Incl. damper; 2.1090" Free Height
16	Spring, Bulk	67	VS-677B	Std Only Incl. damper; Carton of 250; 2.0300" Free Height
16	Spring, Bulk	67	VS-739RB	Std Only Optional-H/D; Carton of 300; 2.0000" Free Height
QTY	VALVE SEAL	YEARS	PART NO.	DESCRIPTION
8	Valve Stem Seal	67-57	ST-2001	Std Only Loc. Exh.; Use w/O.E. guide; Positive type; Installation requires valve guide machining; (RBBTF) Rubber/PTFE
8	Valve Stem Seal	67-57	MV-1903	Std Only Loc. Exh.; Use w/repair guide; Positive type; (RBB) Rubber
8	Valve Stem Seal	67-59	MV-1233C	Std Only Loc. Exhaust; O-Ring; (RBB) Rubber
8	Valve Stem Seal	67-57	ST-2001	Std Only Loc. Int.; Use w/O.E. guide; Positive type; Installation requires valve guide machining; (RBBTF) Rubber/PTFE
8	Valve Stem Seal	67-57	MV-1903	Std Only Loc. Int.; Use w/repair guide; Positive type; (RBB) Rubber
8	Valve Stem Seal	67-59	MV-1233C	Std Only Loc. Intake; O-Ring; (RBB) Rubber
8	Valve Stem Seal	58-57	MV-1233C	Std Only Loc. Exh.; O-Ring; (RBB) Rubber
8	Valve Stem Seal	58-57	MV-1711	Std Only VINTAGE; Loc. Int.; O.E. design; Positive type; Carton of 100; (RBB) Rubber
8	Valve Stem Seal Bulk	67-57	ST-2001BC	Std Only Loc. Exh.; Use w/O.E. guide; Positive type; Installation requires valve guide machining; Carton of 100; (RBBTF) Rubber/PTFE
8	Valve Stem Seal Bulk	67-59	MV-1233	Std Only Loc. Exhaust; O-Ring; Carton of 100; (RBB) Rubber
8	Valve Stem Seal Bulk	67-57	ST-2001BC	Std Only Loc. Int.; Use w/O.E. guide; Positive type; Installation requires valve guide machining; Carton of 100; (RBBTF) Rubber/PTFE
8	Valve Stem Seal Bulk	67-59	MV-1233	Std Only Loc. Intake; O-Ring; Carton of 100; (RBB) Rubber
8	Valve Stem Seal Bulk	58-57	MV-1233	Std Only Loc. Exh.; O-Ring; Carton of 100; (RBB) Rubber
QTY	VALVE SEAT	YEARS	PART NO.	DESCRIPTION
8	Seat	67-57	245-1562-2	Std Only Loc. Exh.; 1.5675" OD, 1.3125" ID, 0.2480" Depth
8	Seat	67-57	245-1562-2N	Std Only Loc. Exh.; Premium Material; 1.5675" OD, 1.3125" ID, 0.2480" Depth
8	Seat	67-57	245-1812-3	Std Only Loc. Int.; 1.8175" OD, 1.5000" ID, 0.2160" Depth

(continued on next page)

GMC Truck (Incl. SUV's)

283 4.6L (4638cc) OHV V8 (16 Valve) (Chevrolet), 3.875" Bore (GMC Eng.), 2 Bbl. 1967-1957 32
(cont.)

QTY	VALVE, MISC	YEARS	PART NO.	DESCRIPTION
32	Keeper	67-57	VK-115A Std Only	1 groove; Square cut key groove; Carton pack 24
32	Keeper	67-57	VK-115 Std Only	1 groove; Square cut key groove; Carton pack 32
32	Keeper	67-57	VK-115R Std Only	1 groove; Square cut key groove; Hardened
32	Keeper, Bulk	67-57	VK-115B Std Only	1 groove; Square cut key groove; Carton of 1000
16	Spring Insert	67-57	259-203C Std Only	.015"; Carton of 100
16	Spring Insert	67-57	259-203B Std Only	.030"; Carton of 100
16	Spring Insert	67-57	259-203BRS Std Only	.030"; Carton of 500
16	Spring Insert	67-57	259-203A Std Only	.060"; Carton of 100
16	Spring Insert	67-57	259-203ARS Std Only	.060"; Carton of 500
8	Rotocap	66-57	RC-157S Std Only	Loc. Exh.
QTY	PISTON	YEARS	PART NO.	DESCRIPTION
8	Cast Piston	67-57	235NP Std-20-30-40-60	VINTAGE; Cast; .9278" Pin Dia.; 2 Rings 5/64 Groove, 1 Ring 3/16 Groove, 1.780 CD, Flat Head w/4 valve reliefs
8	Cast Piston - Individual	67-57	W235NP Std-20-30-40-60	VINTAGE; Cast; .9278" Pin Dia.; 2 Rings 5/64 Groove, 1 Ring 3/16 Groove, 1.780 CD, Flat Head w/4 valve reliefs
QTY	RINGS	YEARS	PART NO.	DESCRIPTION
1	Premium Set	67-57	E-245K Std-20-30-40-60	VINTAGE; 2-5/64, 1-3/16; Premium Moly
1	Standard Set	67-57	E-245X Std-20-30-40-60-80	VINTAGE; 2-5/64, 1-3/16; Iron
QTY	ENGINE BEARINGS	YEARS	PART NO.	DESCRIPTION
1	Main Set	67-57	994M Std-1-10-20-30-40	VINTAGE
1	Rod Set	67-57	8-2020CP Std-10-20-30-40	VINTAGE
8	Rod Pair	67-57	2020CP Std-1-2-10-20-30-40-50	
1	Cam Set	67-64	1750M Std Only	2.030" housing bore
1	Cam Set	67-64	1235M Std-1-10	Babbitt material; Full round design
1	Cam Set	67-64	1749M Std Only	Bi-Metal Aluminum
1	Cam Set	67-64	2100M Std Only	Race Performance
1	Cam Set	63-57	1145M Std Only	VINTAGE; Babbitt material; Full round design
QTY	OIL PUMP	YEARS	PART NO.	DESCRIPTION
1	Oil Pump	67-57	224-4146	5/8" inlet
1	Oil Pump	67-57	224-4146A	High Pressure; 5/8" inlet
1	Oil Pump	67-57	224-4143	High Volume, check pan for clearance; 5/8" inlet; Use shaft w/steel guide
1	Inter. Shaft	67-57	224-6146E	Has steel shaft guide; Eliminates nylon shaft guide
1	Inter. Shaft	67-57	224-6146	Use w/nylon shaft guide
1	Oil Pump Shaft Guide	67-57	224-43343	Nylon
1	Screen Assy.	67-65	224-1246	5/8" inlet tube
1	Screen Assy.	64-57	224-1146	VINTAGE; 5/8" inlet
QTY	GASKETS	YEARS	PART NO.	DESCRIPTION
1	Kit Gasket Set	67-59	260-1000	VINTAGE; Head bolts not incl.
1	Kit Gasket Set	67-59	260-1000AT	VINTAGE; Head bolts not incl.; PermaDryPlus® valve cover & oil pan gskts. incl.; PermaDryPlus® water outlet gskt. incl.
1	Kit Gasket Set	58-57	260-1000	VINTAGE; Rear main brg. seal not incl.; Head bolts not incl.
1	Kit Gasket Set	58-57	260-1000AT	VINTAGE; Rear main brg. seal not incl.; Head bolts not incl.; PermaDryPlus® valve cover & oil pan gskts. incl.; PermaDryPlus® water outlet gskt. incl.
2	Head Bolt Set	67-57	260-2500 Std Only	Replacement recommended
QTY	FREEZE PLUGS	YEARS	PART NO.	DESCRIPTION
1	Steel Block Plug Kit	67-57	381-4011	
1	Steel Deep Cup Freeze Plug	67-57	381-3095	0.500" Diameter
1	Steel Deep Cup Freeze Plug	67-57	381-3041	1.625" Diameter
1	Steel Shallow Cup Freeze Plug	67-57	381-2078	2.109" Diameter

BLOCK

BLOCK

283 4.6L (4638cc) OHV V8 (16 Valve) (Chevrolet), 3.875" Bore (GMC Eng.), 4 Bbl. 1960-1957 33

QTY	TIMING	YEARS	PART NO.	DESCRIPTION
1	3 Piece Set	60-57	KT3-163S	Incl. double rlr. type chain; (1) 222-163; (1) 223-288; (1) 223-289
1	3 Piece Set	60-57	KT3-489S	VINTAGE; (1) 222-489; (1) 223-261; (1) 223-262
1	Timing Set w/Gaskets	60-57	CTS-1002	VINTAGE; Incl. double rlr. type chain
1	Timing Chain	60-57	222-163	Double rlr.; 58 Links
1	Timing Chain	60-57	222-489	VINTAGE; 46 Links
1	Crank Sprocket	60-57	223-289	Double row; 22 Teeth
1	Crank Sprocket	60-57	223-262	VINTAGE; 18 Teeth
1	Cam Sprocket	60-57	223-288	Double row; 44 Teeth
1	Cam Sprocket	60-57	223-261	VINTAGE; 36 Teeth

(continued on next page)

GMC Truck (Incl. SUV's)

33 283 4.6L (4638cc) OHV V8 (16 Valve) (Chevrolet), 3.875" Bore (GMC Eng.), 4 Bbl. 1960-1957
(cont.)

VALVE TRAIN

VALVE TRAIN

QTY	CAMSHAFT/LIFTER	YEARS	PART NO.	DESCRIPTION
1	Camshaft	60-57	CS-273	VINTAGE; Use w/Hyd. lifters; Hydraulic, (050) Duration at .050 Lobe Lift, 172 Exh., 172 Int., 107 Degrees Lobe Separation
1	Performance Cam	60-57	CS-1103R	Emissions Legal Cam; CARB E.O. No. D-292-1; Pro-1500 Perf. Cam; 0.42" Exh. Valve Lift, 0.398" Int. Valve Lift, Hydraulic, (050) Duration at .050 Lobe Lift, 204 Exh., 194 Int., 112 Degrees Lobe Separation
1	Performance Cam	60-57	CS-1014R	Emissions Legal Cam; CARB E.O. No. D-292-1; Pro-2000 Perf. Cam; 0.443" Exh. Valve Lift, 0.42" Int. Valve Lift, Hydraulic, (050) Duration at .050 Lobe Lift, 214 Exh., 204 Int., 112 Degrees Lobe Separation
1	Performance Cam	60-57	CS-1106R	Emissions Legal Cam; CARB E.O. No. D-292-1; Pro-3000 Perf. Cam; 0.465" Exh. Valve Lift, 0.443" Int. Valve Lift, Hydraulic, (050) Duration at .050 Lobe Lift, 224 Exh., 214 Int., 112 Degrees Lobe Separation
1	Prelube		55-403 Std Only	1.5 oz. packet
1	Prelube		55-400 Std Only	4 oz. bottle; 1.5 oz. packet No. 55-403 also avail.
16	Lifter	60-57	HT-817 Std Only	Hyd.
16	Lifter, Bulk	60-57	HT-817B Std Only	Hyd.; Carton of 128
QTY	CAM KIT	YEARS	PART NO.	DESCRIPTION
1	Cam/Lifter Kit	60-57	KC-1103R	Emissions Legal Cam; CARB E.O. No. D-292-1; Hyd.; Pro-1500 Perf. Cam; Duration at .050", 194 Int., 204 Exh.; Valve lift .398" Int., .420" Exh.; Lobe Separation 112 Degrees; (1) 55-403B; (1) CS-1103R; (16) HT-817
1	Cam/Lifter Kit	60-57	KC-1014R	Emissions Legal Cam; CARB E.O. No. D-292-1; Hyd.; Pro-2000 Perf. Cam; Duration at .050", 204 Int., 214 Exh.; Valve lift .420" Int., .443" Exh.; Lobe Separation 112 Degrees; (1) 55-403B; (1) CS-1014R; (16) HT-817
1	Cam/Lifter Kit	60-57	KC-1106R	Emissions Legal Cam; CARB E.O. No. D-292-1; Hyd.; Pro-3000 Perf. Cam; Duration at .050", 214 Int., 224 Exh.; Valve lift .443" Int., .465" Exh.; Lobe Separation 112 Degrees; (1) 55-403B; (1) CS-1106R; (16) HT-817
1	Cam/Lifter/Timing Kit	60-57	KCT-1014R	Emissions Legal Cam; CARB E.O. No. D-292-1; Hyd.; Pro-2000 Perf. Cam; Duration at .050", 204 Int., 214 Exh.; Valve lift .420" Int., .443" Exh.; Lobe Separation 112 Degrees; (1) 55-403B; (1) CS-1014R; (1) CTS-1100NR; (16) HT-817
QTY	PUSH ROD	YEARS	PART NO.	DESCRIPTION
16	Push Rod	60-57	RP-3093 Std Only	7.7940" O.A.L.
16	Push Rod	60-57	RP-3212R Std-100-150-200	Chrome-Moly; 7.7900" O.A.L.
16	Push Rod, Bulk	60-57	BRP-3093 Std Only	Carton of 100; 7.7940" O.A.L.
16	Push Rod, Bulk	60-57	BRP-3212R Std-100	Chrome-Moly; Carton of 100; 7.7900" O.A.L.
QTY	ROCKER PARTS	YEARS	PART NO.	DESCRIPTION
16	Arm Assy.	60-57	R-826 Std Only	Incl. arm, ball & nut
16	Arm Assy., Bulk	60-57	R-826B Std Only	Incl. arm, ball & nut; Carton of 64
16	Arm	60-57	R-826A Std Only	
16	Rocker Arm Ball	60-57	MR-1783 Std Only	
16	Nut	60-57	MR-1751 Std Only	Self-locking, 3/8" x 24 threads
16	Stud	60-57	MR-1752 Std Only	.003" O/S; 3/8" x 24 x 2.495"
16	Stud	60-57	MR-1949 Std Only	.372" x 24 x 2.495"
QTY	VALVE	YEARS	PART NO.	DESCRIPTION
8	Exhaust	60-57	V-1888X Std Only	Chrome plated stem; Stellite face; 1.5000" Head Dia., 0.3412" Stem Dia., 4.9230" O.A.L.
8	Exhaust	60-57	V-1199 Std-3-5-15-30	VINTAGE; 1.5000" Head Dia., 0.3415" Stem Dia., 4.9280" O.A.L.
8	Exhaust, Bulk	60-57	V-1199B Std Only	VINTAGE; Carton of 25; 1.5000" Head Dia., 0.3415" Stem Dia., 4.9280" O.A.L.
8	Intake	60-57	V-1200 Std-3-15-30	VINTAGE; 1.7200" Head Dia., 0.3413" Stem Dia., 4.9170" O.A.L.
8	Intake, Bulk	60-57	V-1200B Std Only	VINTAGE; Carton of 25; 1.7200" Head Dia., 0.3413" Stem Dia., 4.9170" O.A.L.
QTY	VALVE SPRING	YEARS	PART NO.	DESCRIPTION
16	Spring	60-57	VS-521 Std Only	Incl. damper; 2.1090" Free Height
QTY	VALVE SEAL	YEARS	PART NO.	DESCRIPTION
8	Valve Stem Seal	60-57	ST-2001 Std Only	Loc. Exh.; Use w/O.E. guide; Positive type; Installation requires valve guide machining; (RBBTF) Rubber/PTFE
8	Valve Stem Seal	60-57	MV-1903 Std Only	Loc. Exh.; Use w/repair guide; Positive type; (RBB) Rubber
8	Valve Stem Seal	60-59	MV-1233C Std Only	Loc. Exhaust; O-Ring; (RBB) Rubber
8	Valve Stem Seal	60-57	ST-2001 Std Only	Loc. Int.; Use w/O.E. guide; Positive type; Installation requires valve guide machining; (RBBTF) Rubber/PTFE
8	Valve Stem Seal	60-57	MV-1903 Std Only	Loc. Int.; Use w/repair guide; Positive type; (RBB) Rubber

(continued on next page)

GMC Truck (Incl. SUV's)

283 4.6L (4638cc) OHV V8 (16 Valve) (Chevrolet), 3.875" Bore (GMC Eng.), 4 Bbl. 1960-1957 **33**
(cont.)

	QTY	VALVE SEAL (cont.)	YEARS	PART NO.	DESCRIPTION
VALVE TRAIN	8	Valve Stem Seal	60-59	MV-1233C Std Only	Loc. Intake; O-Ring; (RBB) Rubber
	8	Valve Stem Seal	58-57	MV-1233C Std Only	Loc. Exh.; O-Ring; (RBB) Rubber
	8	Valve Stem Seal	58-57	MV-1711 Std Only	VINTAGE; Loc. Int.; O.E. design; Positive type; Carton of 100; (RBB) Rubber
	8	Valve Stem Seal Bulk	60-57	ST-2001BC Std Only	Loc. Exh.; Use w/O.E. guide; Positive type; Installation requires valve guide machining; Carton of 100; (RBBTF) Rubber/PTFE
	8	Valve Stem Seal Bulk	60-59	MV-1233 Std Only	Loc. Exhaust; O-Ring; Carton of 100; (RBB) Rubber
	8	Valve Stem Seal Bulk	60-57	ST-2001BC Std Only	Loc. Int.; Use w/O.E. guide; Positive type; Installation requires valve guide machining; Carton of 100; (RBBTF) Rubber/PTFE
	8	Valve Stem Seal Bulk	60-59	MV-1233 Std Only	Loc. Intake; O-Ring; Carton of 100; (RBB) Rubber
	8	Valve Stem Seal Bulk	58-57	MV-1233 Std Only	Loc. Exh.; O-Ring; Carton of 100; (RBB) Rubber
	8	Seat	60-57	245-1562-2 Std Only	Loc. Exh.; 1.5675" OD, 1.3125" ID, 0.2480" Depth
	8	Seat	60-57	245-1562-2N Std Only	Loc. Exh.; Premium Material; 1.5675" OD, 1.3125" ID, 0.2480" Depth
	8	Seat	60-57	245-1812-3 Std Only	Loc. Int.; 1.8175" OD, 1.5000" ID, 0.2160" Depth
	BLOCK	32	Keeper	60-57	VK-115A Std Only
32		Keeper	60-57	VK-115 Std Only	1 groove; Square cut key groove; Carton pack 32
32		Keeper	60-57	VK-115R Std Only	1 groove; Square cut key groove; Hardened
32		Keeper, Bulk	60-57	VK-115B Std Only	1 groove; Square cut key groove; Carton of 1000
16		Spring Insert	60-57	259-203C Std Only	.015"; Carton of 100
16		Spring Insert	60-57	259-203B Std Only	.030"; Carton of 100
16		Spring Insert	60-57	259-203BRS Std Only	.030"; Carton of 500
16		Spring Insert	60-57	259-203A Std Only	.060"; Carton of 100
16		Spring Insert	60-57	259-203ARS Std Only	.060"; Carton of 500
8		Rotocap	60-57	RC-157S Std Only	Loc. Exh.
8		Cast Piston	60-57	235NP Std-20-30-40-60	VINTAGE; Cast; .9278" Pin Dia.; 2 Rings 5/64 Groove, 1 Ring 3/16 Groove, 1.780 CD, Flat Head w/4 valve reliefs
8		Cast Piston - Individual	60-57	W235NP Std-20-30-40-60	VINTAGE; Cast; .9278" Pin Dia.; 2 Rings 5/64 Groove, 1 Ring 3/16 Groove, 1.780 CD, Flat Head w/4 valve reliefs
1		Premium Set	60-57	E-245K Std-20-30-40-60	VINTAGE; 2-5/64, 1-3/16; Premium Moly
1		Standard Set	60-57	E-245X Std-20-30-40-60-80	VINTAGE; 2-5/64, 1-3/16; Iron
1		Main Set	60-57	994M Std-1-10-20-30-40	VINTAGE
1		Rod Set	60-57	8-2020CP Std-10-20-30-40	VINTAGE
8		Rod Pair	60-57	2020CP Std-1-2-10-20-30-40-50	
1		Cam Set	60-57	1145M Std Only	VINTAGE; Babbitt material; Full round design
1		Oil Pump	60-57	224-4146	5/8" inlet
1		Oil Pump	60-57	224-4146A	High Pressure; 5/8" inlet
1	Oil Pump	60-57	224-4143	High Volume, check pan for clearance; 5/8" inlet; Use shaft w/steel guide	
1	Inter. Shaft	60-57	224-6146E	Has steel shaft guide; Eliminates nylon shaft guide	
1	Inter. Shaft	60-57	224-6146	Use w/nylon shaft guide	
1	Oil Pump Shaft Guide	60-57	224-43343	Nylon	
1	Screen Assy.	60-57	224-1146	VINTAGE; 5/8" inlet	
1	Kit Gasket Set	60-59	260-1000	VINTAGE; Head bolts not incl.	
1	Kit Gasket Set	60-59	260-1000AT	VINTAGE; Head bolts not incl.; PermaDryPlus® valve cover & oil pan gskts. incl.; PermaDryPlus® water outlet gskt. incl.	
1	Kit Gasket Set	58-57	260-1000	VINTAGE; Rear main brg. seal not incl.; Head bolts not incl.	
1	Kit Gasket Set	58-57	260-1000AT	VINTAGE; Rear main brg. seal not incl.; Head bolts not incl.; PermaDryPlus® valve cover & oil pan gskts. incl.; PermaDryPlus® water outlet gskt. incl.	
2	Head Bolt Set	60-57	260-2500 Std Only	Replacement recommended	
1	Steel Block Plug Kit	60-57	381-4011		
1	Steel Deep Cup Freeze Plug	60-57	381-3095	0.500" Diameter	
1	Steel Deep Cup Freeze Plug	60-57	381-3041	1.625" Diameter	
1	Steel Shallow Cup Freeze Plug	60-57	381-2078	2.109" Diameter	

GMC Truck (Incl. SUV's)

34 288 4.7L (4720cc) OHV V8 (16 Valve) (Pontiac), 3.75" Bore (GMC Eng.), 2 Bbl. 1955

QTY	CAMSHAFT/LIFTER	YEARS	PART NO.	DESCRIPTION
1	Camshaft	55	CS-187	VINTAGE; Hydraulic, (.050) Duration at .050 Lobe Lift, 190 Exh., 190 Int., 111 Degrees Lobe Separation
1	Prelube		55-403 Std Only	1.5 oz. packet
1	Prelube		55-400 Std Only	4 oz. bottle; 1.5 oz. packet No. 55-403 also avail.
QTY	PUSH ROD	YEARS	PART NO.	DESCRIPTION
16	Push Rod	55	RP-3028 Std Only	VINTAGE; 9.1360" O.A.L.
16	Push Rod, Bulk	55	BRP-3028 Std Only	VINTAGE; Carton of 100; 9.1360" O.A.L.
QTY	VALVE GUIDE	YEARS	PART NO.	DESCRIPTION
8	Guide	55	VG-5072 Std Only	VINTAGE; Loc. Int.; Cut to fit; 0.3440" ID, 2.8750" O.A.L
8	Guide, Bulk	55	VG-5072B Std Only	VINTAGE; Loc. Int.; Cut to fit; Carton of 100; 0.3440" ID, 2.8750" O.A.L
QTY	VALVE SPRING	YEARS	PART NO.	DESCRIPTION
16	Spring	55	VS-445 Std Only	VINTAGE; Loc. Inner; 1.8120" Free Height
16	Spring	55	VS-446 Std Only	VINTAGE; Loc. Outer; 1.9800" Free Height
QTY	VALVE SEAL	YEARS	PART NO.	DESCRIPTION
16	Valve Stem Seal	55	MV-1233C Std Only	O-Ring; (RBB) Rubber
16	Valve Stem Seal	55	ST-2018R Std Only	Positive type; Installation requires valve guide machining; Use w/double spring; (TFL) PTFE
16	Valve Stem Seal Bulk	55	MV-1233 Std Only	O-Ring; Carton of 100; (RBB) Rubber
16	Valve Stem Seal Bulk	55	ST-2018RBC Std Only	Positive type; Installation requires valve guide machining; Carton of 100; Use w/double spring; (TFL) PTFE
QTY	VALVE, MISC	YEARS	PART NO.	DESCRIPTION
32	Keeper	55	VK-115A Std Only	1 groove; Square cut key groove; Carton pack 24
32	Keeper	55	VK-115 Std Only	1 groove; Square cut key groove; Carton pack 32
32	Keeper	55	VK-115R Std Only	1 groove; Square cut key groove; Hardened
32	Keeper, Bulk	55	VK-115B Std Only	1 groove; Square cut key groove; Carton of 1000
QTY	RINGS	YEARS	PART NO.	DESCRIPTION
1	Premium Set	55	E-240K 20	20-30-40-60
1	Standard Set	55	E-240X	20-30-40-60
2-5/64, 1-3/16; Premium Moly				
QTY	SLEEVE	YEARS	PART NO.	DESCRIPTION
1	Repair Sleeve	55	SL-19M Std Only	3/32" wall, must be cut to correct length
QTY	OIL PUMP	YEARS	PART NO.	DESCRIPTION
1	Inter. Shaft	55	224-61236	

35 292 4.8L (4786cc) OHV L6 (12 Valve) (Chevrolet), 3.875" Bore (GMC Eng.), 1 Bbl. "VIN S" 1972-1968

QTY	TIMING	YEARS	PART NO.	DESCRIPTION
1	Gear Set	72-68	221-2528S	(1) 221-2526; (1) 221-2527
1	Crank Gear	72-68	221-2527	27 Teeth
1	Cam Gear	72-68	221-2526	Alum.; 54 Teeth
QTY	CAMSHAFT/LIFTER	YEARS	PART NO.	DESCRIPTION
1	Camshaft	72-68	CS-551	Hydraulic, (.050) Duration at .050 Lobe Lift, 188 Exh., 188 Int., 111 Degrees Lobe Separation
1	Prelube		55-403 Std Only	1.5 oz. packet
1	Prelube		55-400 Std Only	4 oz. bottle; 1.5 oz. packet No. 55-403 also avail.
12	Lifter	72-68	HT-817 Std Only	Hyd.
12	Lifter, Bulk	72-68	HT-817B Std Only	Hyd.; Carton of 128
QTY	CAM KIT	YEARS	PART NO.	DESCRIPTION
1	Cam/Lifter Kit	72-68	KC-551	Hyd.; (1) 55-403B; (1) CS-551; (12) HT-817
QTY	PUSH ROD	YEARS	PART NO.	DESCRIPTION
12	Push Rod	72-68	RP-3188 Std Only	11.3820" O.A.L.
12	Push Rod, Bulk	72-68	BRP-3188 Std Only	Carton of 100; 11.3820" O.A.L.
QTY	ROCKER PARTS	YEARS	PART NO.	DESCRIPTION
12	Arm Assy.	72-68	R-832 Std Only	Incl. arm, ball & nut
12	Arm Assy., Bulk	72-68	R-832B Std Only	Incl. arm, ball & nut; Carton of 64
12	Arm	72-68	R-832A Std Only	
12	Rocker Arm Ball	72-68	MR-1780 Std Only	
12	Nut	72-68	MR-1751 Std Only	Self-locking, 3/8" x 24 threads
12	Stud	72-68	MR-1752 Std Only	.003" O/S; 3/8" x 24 x 2.495"
12	Stud	72-68	MR-1949 Std Only	.372" x 24 x 2.495"
QTY	VALVE	YEARS	PART NO.	DESCRIPTION
6	Exhaust	72-68	V-1888X Std Only	Chrome plated stem; Stellite face; 1.5000" Head Dia., 0.3412" Stem Dia., 4.9230" O.A.L.
6	Intake	72	V-1927 Std-15	Chrome plated stem; 1.7200" Head Dia., 0.3413" Stem Dia., 4.9170" O.A.L.
6	Intake	71	V-1927 Std-15	Exc. GMC K15 Suburban Base; Chrome plated stem; 1.7200" Head Dia., 0.3413" Stem Dia., 4.9170" O.A.L.
6	Intake	71	V-1200 Std-3-15-30	GMC K15 Suburban Base; VINTAGE; 1.7200" Head Dia., 0.3413" Stem Dia., 4.9170" O.A.L.

(continued on next page)

GMC Truck (Incl. SUV's)

292 4.8L (4786cc) OHV L6 (12 Valve) (Chevrolet), 3.875" Bore (GMC Eng.), 1 Bbl. "VIN S" 1972-1968 **35**
(cont.)

QTY	VALVE (cont.)	YEARS	PART NO.	DESCRIPTION
6	Intake	70-68	V-1200 Std-3-15-30	VINTAGE; 1.7200" Head Dia., 0.3413" Stem Dia., 4.9170" O.A.L.
6	Intake, Bulk	72	V-1927B Std Only	Chrome plated stem; Carton of 25; 1.7200" Head Dia., 0.3413" Stem Dia., 4.9170" O.A.L.
6	Intake, Bulk	71	V-1927B Std Only	Exc. GMC K15 Suburban Base; Chrome plated stem; Carton of 25; 1.7200" Head Dia., 0.3413" Stem Dia., 4.9170" O.A.L.
6	Intake, Bulk	71	V-1200B Std Only	GMC K15 Suburban Base; VINTAGE; Carton of 25; 1.7200" Head Dia., 0.3413" Stem Dia., 4.9170" O.A.L.
6	Intake, Bulk	70-68	V-1200B Std Only	VINTAGE; Carton of 25; 1.7200" Head Dia., 0.3413" Stem Dia., 4.9170" O.A.L.
QTY	VALVE GUIDE	YEARS	PART NO.	DESCRIPTION
6	Guide	72-68	VG-5005H Std Only	Loc. Exh.; Hardened; 0.3430" ID, 2.2500" O.A.L
6	Guide	72-68	VG-5005 Std Only	Loc. Exh.; Plain; 0.3430" ID, 2.2500" O.A.L
6	Guide	72-68	VG-5005T Std Only	Loc. Exh.; Threaded; 0.3425" ID, 2.2500" O.A.L
6	Guide	72-68	VG-5038 Std Only	Loc. Int.; 0.3430" ID, 2.1200" O.A.L
6	Guide, Bulk	72-68	VG-5005B Std Only	Loc. Exh.; Plain; Carton of 50; 0.3430" ID, 2.2500" O.A.L
6	Guide, Bulk	72-68	VG-5005TB Std Only	Loc. Exh.; Threaded; Carton of 50; 0.3425" ID, 2.2500" O.A.L
6	Guide, Bulk	72-68	VG-5038B Std Only	Loc. Int.; Carton of 50; 0.3430" ID, 2.1200" O.A.L
QTY	VALVE SPRING	YEARS	PART NO.	DESCRIPTION
6	Spring	72-68	VS-521 Std Only	Loc. Exh.; Incl. damper; 2.1090" Free Height
6	Spring	72-68	VS-521 Std Only	Loc. Int.; Incl. damper; 2.1090" Free Height
QTY	VALVE SEAL	YEARS	PART NO.	DESCRIPTION
6	Valve Stem Seal	72-68	ST-2001 Std Only	Loc. Exh.; Use w/O.E. guide; Positive type; Installation requires valve guide machining; (RBBTF) Rubber/PTFE
6	Valve Stem Seal	72-68	MV-1233C Std Only	Loc. Exhaust; O-Ring; (RBB) Rubber
6	Valve Stem Seal	72-68	ST-2001 Std Only	Loc. Int.; Use w/O.E. guide; Positive type; Installation requires valve guide machining; (RBBTF) Rubber/PTFE
6	Valve Stem Seal	72-68	MV-1903 Std Only	Loc. Int.; Use w/VG-5038 repair guide; Positive type; (RBB) Rubber
6	Valve Stem Seal	72-68	MV-1233C Std Only	Loc. Intake; O-Ring; (RBB) Rubber
6	Valve Stem Seal Bulk	72-68	ST-2001BC Std Only	Loc. Exh.; Use w/O.E. guide; Positive type; Installation requires valve guide machining; Carton of 100; (RBBTF) Rubber/PTFE
6	Valve Stem Seal Bulk	72-68	MV-1233 Std Only	Loc. Exhaust; O-Ring; Carton of 100; (RBB) Rubber
6	Valve Stem Seal Bulk	72-68	ST-2001BC Std Only	Loc. Int.; Use w/O.E. guide; Positive type; Installation requires valve guide machining; Carton of 100; (RBBTF) Rubber/PTFE
6	Valve Stem Seal Bulk	72-68	MV-1233 Std Only	Loc. Intake; O-Ring; Carton of 100; (RBB) Rubber
QTY	VALVE SEAT	YEARS	PART NO.	DESCRIPTION
6	Seat	72-68	245-1562-1 Std Only	Loc. Exh.; 1.5675" OD, 1.3125" ID, 0.2160" Depth
6	Seat	72-68	245-1562-1N Std Only	Loc. Exh.; Premium Material; 1.5675" OD, 1.3125" ID, 0.2160" Depth
6	Seat	72-68	245-1812-3 Std Only	Loc. Int.; 1.8175" OD, 1.5000" ID, 0.2160" Depth
QTY	VALVE, MISC	YEARS	PART NO.	DESCRIPTION
24	Keeper	72-68	VK-115A Std Only	1 groove; Square cut key groove; Carton pack 24
24	Keeper	72-68	VK-115 Std Only	1 groove; Square cut key groove; Carton pack 32
24	Keeper	72-68	VK-115R Std Only	1 groove; Square cut key groove; Hardened
24	Keeper, Bulk	72-68	VK-115B Std Only	1 groove; Square cut key groove; Carton of 1000
12	Spring Insert	72-68	259-203C Std Only	.015"; Carton of 100
12	Spring Insert	72-68	259-203B Std Only	.030"; Carton of 100
12	Spring Insert	72-68	259-203BRS Std Only	.030"; Carton of 500
12	Spring Insert	72-68	259-203A Std Only	.060"; Carton of 100
12	Spring Insert	72-68	259-203ARS Std Only	.060"; Carton of 500
6	Rotocap	72-68	RC-157S Std Only	Loc. Exh.
QTY	PISTON	YEARS	PART NO.	DESCRIPTION
6	Cast Piston	72-68	H909CP Std-20-30-40	Hypereutectic; .9275" Pin Dia.; 2 Rings 3/32 Groove, 1 Ring 3/16 Groove, 2.010 CD, Recessed Head .312 deep x 3.210 dia. - 7.6:1 C.R.; DUROSHIELD® skirt coated piston
6	Cast Piston - Individual	72-68	WH909CP Std-20-30-40	Hypereutectic; .9275" Pin Dia.; 2 Rings 3/32 Groove, 1 Ring 3/16 Groove, 2.010 CD, Recessed Head .312 deep x 3.210 dia. - 7.6:1 C.R.; DUROSHIELD® skirt coated piston
6	Pin	72-68	P-2208 Std-3-5-0015	0.6200" Inside Dia., 0.9272" Outside Dia.
QTY	RINGS	YEARS	PART NO.	DESCRIPTION
1	Premium Set	72-68	E-217KC Std Only	2-3/32, 1-3/16; Premium Chrome
1	Premium Set	72-68	E-217K Std-20-30-40-60	2-3/32, 1-3/16; Premium Moly
1	Standard Set	72-68	E-217X Std-20-30-40-60	2-3/32, 1-3/16; Iron

(continued on next page)

GMC Truck (Incl. SUV's)

35 292 4.8L (4786cc) OHV L6 (12 Valve) (Chevrolet), 3.875" Bore (GMC Eng.), 1 Bbl. "VIN S" 1972-1968
(cont.)

QTY	SLEEVE	YEARS	PART NO.	DESCRIPTION
1	Repair Sleeve	72-68	SL-20Y Std Only	1/8" wall, must be cut to correct length
QTY	ENGINE BEARINGS	YEARS	PART NO.	DESCRIPTION
1	Main Set	72-68	4124MA Std-1-10-20-30-40-60	A-Series aluminum bearings
1	Rod Set	72-68	6-2555A Std-10-20-30-40	A-Series aluminum bearings
1	Rod Set	72-68	6-2555CP Std-10-20-30-40	Overplated copper-lead alloy; 6-2555CA 60 avail. as unplated & resizeable
1	Rod Set	72-68	6-2555CA 60 60	Unplated & resizeable
6	Rod Pair	72-68	2555A Std-1-2-10-20-30-40-50-60	A-Series aluminum bearings
6	Rod Pair	72-68	2555CP Std-1-2-10-20-30-40-50	Overplated copper-lead alloy
6	Rod Pair	72-68	2555CA 60 60	Unplated & resizeable
6	Rod Pair	72-68	2555CP 10X2 + 10X2-20X2	Use in .002" O/S Rod Bore; Superseded - When depleted use 2555A 10X2
1	Cam Set	72-71	1557M Std Only	VINTAGE
1	Cam Set	70-68	1203M Std Only	VINTAGE
QTY	OIL PUMP	YEARS	PART NO.	DESCRIPTION
1	Oil Pump	72-68	224-4147	
1	Oil Pump	72-68	224-4157	High Volume, check pan for clearance
1	Screen Assy.	72-68	224-1647	
QTY	GASKETS	YEARS	PART NO.	DESCRIPTION
1	Kit Gasket Set	72-68	260-1005	VINTAGE
QTY	FREEZE PLUGS	YEARS	PART NO.	DESCRIPTION
1	Brass Block Plug Kit	72-68	381-8006	
1	Brass Deep Cup Freeze Plug	72-68	381-9001	VINTAGE; 1.625" Diameter
1	Brass Shallow Cup Freeze Plug	72-68	381-7066	2.000" Diameter
1	Steel Deep Cup Freeze Plug	72-68	381-3054	19/32" Diameter
1	Steel Shallow Cup Freeze Plug	72-68	381-2078	2.109" Diameter

36 292 4.8L (4786cc) OHV L6 (12 Valve) (Chevrolet), 3.875" Bore (GMC Eng.), 1 Bbl. LPG "VIN S" 1976-1974

QTY	TIMING	YEARS	PART NO.	DESCRIPTION
1	Gear Set	74	221-2528S	Chevrolet C10 Pickup Base, C10 Suburban Base, C20 Pickup Base, C20 Suburban Base, C30 Pickup Base, K20 Pickup Base, K30 Pickup Base, P30 Van Base; (1) 221-2526; (1) 221-2527
1	Crank Gear	74	221-2527	Chevrolet C10 Pickup Base, C10 Suburban Base, C20 Pickup Base, C20 Suburban Base, C30 Pickup Base, K20 Pickup Base, K30 Pickup Base, P30 Van Base; 27 Teeth
1	Cam Gear	74	221-2526	Chevrolet C10 Pickup Base, C10 Suburban Base, C20 Pickup Base, C20 Suburban Base, C30 Pickup Base, K20 Pickup Base, K30 Pickup Base, P30 Van Base; Alum.; 54 Teeth
QTY	VALVE	YEARS	PART NO.	DESCRIPTION
6	Exhaust	76-75	V-1888X Std Only	Chrome plated stem; Stellite face; 1.5000" Head Dia., 0.3412" Stem Dia., 4.9230" O.A.L.
6	Exhaust	74	V-1888X Std Only	Exc. GMC K15 Pickup Base; Chrome plated stem; Stellite face; 1.5000" Head Dia., 0.3412" Stem Dia., 4.9230" O.A.L.
6	Intake	76-75	V-1928 Std Only	VINTAGE; Chrome plated stem; 1.7200" Head Dia., 0.3420" Stem Dia., 4.9170" O.A.L.
6	Intake	74	V-1928 Std Only	Exc. GMC K15 Pickup Base; VINTAGE; Chrome plated stem; 1.7200" Head Dia., 0.3420" Stem Dia., 4.9170" O.A.L.
QTY	PISTON	YEARS	PART NO.	DESCRIPTION
6	Cast Piston	76-75	980P 20 20-30-40-60	VINTAGE; Cast; .9275" Pin Dia.; 2 Rings 3/32 Groove, 1 Ring 3/16 Groove, 2.010 CD, Recessed Head .150 deep
6	Cast Piston	74	980P 20 20-30-40-60	Exc. GMC K15 Pickup Base; VINTAGE; Cast; .9275" Pin Dia.; 2 Rings 3/32 Groove, 1 Ring 3/16 Groove, 2.010 CD, Recessed Head .150 deep
6	Cast Piston - Individual	76-75	W980P 20 20-30-40-60	VINTAGE; Cast; .9275" Pin Dia.; 2 Rings 3/32 Groove, 1 Ring 3/16 Groove, 2.010 CD, Recessed Head .150 deep
6	Cast Piston - Individual	74	W980P 20 20-30-40-60	Exc. GMC K15 Pickup Base; VINTAGE; Cast; .9275" Pin Dia.; 2 Rings 3/32 Groove, 1 Ring 3/16 Groove, 2.010 CD, Recessed Head .150 deep
6	Pin	76-75	P-2208 Std-3-5-0015	0.6200" Inside Dia., 0.9272" Outside Dia.
6	Pin	74	P-2208 Std-3-5-0015	Exc. GMC K15 Pickup Base; 0.6200" Inside Dia., 0.9272" Outside Dia.
QTY	GASKETS	YEARS	PART NO.	DESCRIPTION
1	Kit Gasket Set	76-74	260-1005	VINTAGE

(continued on next page)

GMC Truck (Incl. SUV's)

292 4.8L (4786cc) OHV L6 (12 Valve) (Chevrolet), 3.875" Bore (GMC Eng.), 1 Bbl. LPG "VIN S" 1976-1974 36
(cont.)

QTY	FREEZE PLUGS	YEARS	PART NO.	DESCRIPTION
1	Brass Block Plug Kit	74	381-8006	Exc. GMC K15 Pickup Base
1	Brass Deep Cup Freeze Plug	74	381-9001	Exc. GMC K15 Pickup Base; VINTAGE; 1.625" Diameter
1	Brass Shallow Cup Freeze Plug	74	381-7066	Exc. GMC K15 Pickup Base; 2.000" Diameter
1	Steel Deep Cup Freeze Plug	74	381-3054	Exc. GMC K15 Pickup Base; 19/32" Diameter
1	Steel Shallow Cup Freeze Plug	74	381-2078	Exc. GMC K15 Pickup Base; 2.109" Diameter

292 4.8L (4786cc) OHV L6 (12 Valve) (Chevrolet), 3.875" Bore (GMC Eng.), 1 Bbl. "VIN T" 1980-1972 37

QTY	TIMING	YEARS	PART NO.	DESCRIPTION
1	Gear Set	80-72	221-2528S	(1) 221-2526; (1) 221-2527
1	Crank Gear	80-72	221-2527	27 Teeth
1	Cam Gear	80-72	221-2526	Alum.; 54 Teeth
QTY	CAMSHAFT/LIFTER	YEARS	PART NO.	DESCRIPTION
1	Camshaft	80-72	CS-551	Hydraulic, (050) Duration at .050 Lobe Lift, 188 Exh., 188 Int., 111 Degrees Lobe Separation
1	Prelube		55-403 Std Only	1.5 oz. packet
1	Prelube		55-400 Std Only	4 oz. bottle; 1.5 oz. packet No. 55-403 also avail.
12	Lifter	80-72	HT-817 Std Only	Hyd.
12	Lifter, Bulk	80-72	HT-817B Std Only	Hyd.; Carton of 128
QTY	CAM KIT	YEARS	PART NO.	DESCRIPTION
1	Cam/Lifter Kit	80-72	KC-551	Hyd.; (1) 55-403B; (1) CS-551; (12) HT-817
QTY	PUSH ROD	YEARS	PART NO.	DESCRIPTION
12	Push Rod	80-72	RP-3188 Std Only	11.3820" O.A.L.
12	Push Rod, Bulk	80-72	BRP-3188 Std Only	Carton of 100; 11.3820" O.A.L.
QTY	ROCKER PARTS	YEARS	PART NO.	DESCRIPTION
12	Arm Assy.	80-72	R-832 Std Only	Incl. arm, ball & nut
12	Arm Assy., Bulk	80-72	R-832B Std Only	Incl. arm, ball & nut; Carton of 64
12	Arm	80-72	R-832A Std Only	
12	Rocker Arm Ball	80-72	MR-1780 Std Only	
12	Nut	80-72	MR-1751 Std Only	Self-locking, 3/8" x 24 threads
12	Stud	80-72	MR-1752 Std Only	.003" O/S; 3/8" x 24 x 2.495"
12	Stud	80-72	MR-1949 Std Only	.372" x 24 x 2.495"
QTY	VALVE	YEARS	PART NO.	DESCRIPTION
6	Exhaust	80-72	V-1888X Std Only	Chrome plated stem; Stellite face; 1.5000" Head Dia., 0.3412" Stem Dia., 4.9230" O.A.L.
6	Intake	80-72	V-1927 Std-15	Chrome plated stem; 1.7200" Head Dia., 0.3413" Stem Dia., 4.9170" O.A.L.
6	Intake, Bulk	80-72	V-1927B Std Only	Chrome plated stem; Carton of 25; 1.7200" Head Dia., 0.3413" Stem Dia., 4.9170" O.A.L.
QTY	VALVE GUIDE	YEARS	PART NO.	DESCRIPTION
6	Guide	80-72	VG-5005H Std Only	Loc. Exh.; Hardened; 0.3430" ID, 2.2500" O.A.L
6	Guide	80-72	VG-5005 Std Only	Loc. Exh.; Plain; 0.3430" ID, 2.2500" O.A.L
6	Guide	80-72	VG-5005T Std Only	Loc. Exh.; Threaded; 0.3425" ID, 2.2500" O.A.L
6	Guide	80-72	VG-5038 Std Only	Loc. Int.; 0.3430" ID, 2.1200" O.A.L
6	Guide, Bulk	80-72	VG-5005B Std Only	Loc. Exh.; Plain; Carton of 50; 0.3430" ID, 2.2500" O.A.L
6	Guide, Bulk	80-72	VG-5005TB Std Only	Loc. Exh.; Threaded; Carton of 50; 0.3425" ID, 2.2500" O.A.L
6	Guide, Bulk	80-72	VG-5038B Std Only	Loc. Int.; Carton of 50; 0.3430" ID, 2.1200" O.A.L
QTY	VALVE SPRING	YEARS	PART NO.	DESCRIPTION
6	Spring	80-72	VS-521 Std Only	Loc. Exh.; Incl. damper; 2.1090" Free Height
6	Spring	80-72	VS-521 Std Only	Loc. Int.; Incl. damper; 2.1090" Free Height
QTY	VALVE SEAL	YEARS	PART NO.	DESCRIPTION
6	Valve Stem Seal	80-72	ST-2001 Std Only	Loc. Exh.; Use w/O.E. guide; Positive type; Installation requires valve guide machining; (RBBTF) Rubber/PTFE
6	Valve Stem Seal	80-72	MV-1233C Std Only	Loc. Exhaust; O-Ring; (RBB) Rubber
6	Valve Stem Seal	80-72	ST-2001 Std Only	Loc. Int.; Use w/O.E. guide; Positive type; Installation requires valve guide machining; (RBBTF) Rubber/PTFE
6	Valve Stem Seal	80-72	MV-1903 Std Only	Loc. Int.; Use w/VG-5038 repair guide; Positive type; (RBB) Rubber
6	Valve Stem Seal	80-72	MV-1233C Std Only	Loc. Intake; O-Ring; (RBB) Rubber
6	Valve Stem Seal Bulk	80-72	ST-2001BC Std Only	Loc. Exh.; Use w/O.E. guide; Positive type; Installation requires valve guide machining; Carton of 100; (RBBTF) Rubber/PTFE
6	Valve Stem Seal Bulk	80-72	MV-1233 Std Only	Loc. Exhaust; O-Ring; Carton of 100; (RBB) Rubber
6	Valve Stem Seal Bulk	80-72	ST-2001BC Std Only	Loc. Int.; Use w/O.E. guide; Positive type; Installation requires valve guide machining; Carton of 100; (RBBTF) Rubber/PTFE
6	Valve Stem Seal Bulk	80-72	MV-1233 Std Only	Loc. Intake; O-Ring; Carton of 100; (RBB) Rubber
QTY	VALVE SEAT	YEARS	PART NO.	DESCRIPTION
6	Seat	80-72	245-1562-1 Std Only	Loc. Exh.; 1.5675" OD, 1.3125" ID, 0.2160" Depth

VALVE TRAIN

VALVE TRAIN

(continued on next page)

GMC Truck (Incl. SUV's)

37 292 4.8L (4786cc) OHV L6 (12 Valve) (Chevrolet), 3.875" Bore (GMC Eng.), 1 Bbl. "VIN T" 1980-1972
(cont.)

QTY	VALVE SEAT (cont.)	YEARS	PART NO.	DESCRIPTION	
6	Seat	80-72	245-1562-1N Std Only	Loc. Exh.; Premium Material; 1.5675" OD, 1.3125" ID, 0.2160" Depth	
6	Seat	80-72	245-1812-3 Std Only	Loc. Int.; 1.8175" OD, 1.5000" ID, 0.2160" Depth	
QTY	VALVE, MISC	YEARS	PART NO.	DESCRIPTION	
24	Keeper	80-72	VK-115A Std Only	1 groove; Square cut key groove; Carton pack 24	
24	Keeper	80-72	VK-115 Std Only	1 groove; Square cut key groove; Carton pack 32	
24	Keeper	80-72	VK-115R Std Only	1 groove; Square cut key groove; Hardened	
24	Keeper, Bulk	80-72	VK-115B Std Only	1 groove; Square cut key groove; Carton of 1000	
12	Spring Insert	80-72	259-203C Std Only	.015"; Carton of 100	
12	Spring Insert	80-72	259-203B Std Only	.030"; Carton of 100	
12	Spring Insert	80-72	259-203BRS Std Only	.030"; Carton of 500	
12	Spring Insert	80-72	259-203A Std Only	.060"; Carton of 100	
12	Spring Insert	80-72	259-203ARS Std Only	.060"; Carton of 500	
6	Rotocap	80-72	RC-157S Std Only	Loc. Exh.	
QTY	PISTON	YEARS	PART NO.	DESCRIPTION	
6	Cast Piston	80-72	H909CP Std-20-30-40	Hypereutectic; .9275" Pin Dia.; 2 Rings 3/32 Groove, 1 Ring 3/16 Groove, 2.010 CD, Recessed Head .312 deep x 3.210 dia. - 7.6:1 C.R.; DUROSHIELD® skirt coated piston	
6	Cast Piston - Individual	80-72	WH909CP Std-20-30-40	Hypereutectic; .9275" Pin Dia.; 2 Rings 3/32 Groove, 1 Ring 3/16 Groove, 2.010 CD, Recessed Head .312 deep x 3.210 dia. - 7.6:1 C.R.; DUROSHIELD® skirt coated piston	
6	Pin	80-72	P-2208 Std-3-5-0015	0.6200" Inside Dia., 0.9272" Outside Dia.	
QTY	RINGS	YEARS	PART NO.	DESCRIPTION	
1	Premium Set	80-72	E-217KC Std Only	2-3/32, 1-3/16; Premium Chrome	
1	Premium Set	80-72	E-217K Std-20-30-40-60	2-3/32, 1-3/16; Premium Moly	
1	Standard Set	80-72	E-217X Std-20-30-40-60	2-3/32, 1-3/16; Iron	
QTY	SLEEVE	YEARS	PART NO.	DESCRIPTION	
1	Repair Sleeve	80-72	SL-20Y Std Only	1/8" wall, must be cut to correct length	
QTY	ENGINE BEARINGS	YEARS	PART NO.	DESCRIPTION	
1	Main Set	80-72	4124MA Std-1-10-20-30-40-60	A-Series aluminum bearings	
1	Rod Set	80-72	6-2555A Std-10-20-30-40	A-Series aluminum bearings	
1	Rod Set	80-72	6-2555CP Std-10-20-30-40	Overplated copper-lead alloy; 6-2555CA 60 avail. as unplated & resizeable	
1	Rod Set	80-72	6-2555CA 60 60	Unplated & resizeable	
6	Rod Pair	80-72	2555A Std-1-2-10-20-30-40-50-60	A-Series aluminum bearings	
6	Rod Pair	80-72	2555CP Std-1-2-10-20-30-40-50	Overplated copper-lead alloy	
6	Rod Pair	80-72	2555CA 60 60	Unplated & resizeable	
6	Rod Pair	80-72	2555CP 10X2 + 10X2-20X2	Use in .002" O/S Rod Bore; Superseded - When depleted use 2555A 10X2	
1	Cam Set	80-72	1557M Std Only		
QTY	OIL PUMP	YEARS	PART NO.	DESCRIPTION	
1	Oil Pump	80-72	224-4147		
1	Oil Pump	80-72	224-4157	High Volume, check pan for clearance	
1	Screen Assy.	80-72	224-1647		
QTY	GASKETS	YEARS	PART NO.	DESCRIPTION	
1	Kit Gasket Set	80	260-1044	16 bolt oil pan; Oil pan gskt. not incl.	
1	Kit Gasket Set	80	260-1044	24 bolt oil pan	
1	Kit Gasket Set	79	260-1044	Oil pan gskt. not incl.	
1	Kit Gasket Set	78-72	260-1005	VINTAGE	
QTY	FREEZE PLUGS	YEARS	PART NO.	DESCRIPTION	
1	Brass Block Plug Kit	80-72	381-8006		
1	Brass Deep Cup Freeze Plug	80-72	381-9001	VINTAGE; 1.625" Diameter	
1	Brass Shallow Cup Freeze Plug	80-72	381-7066	2.000" Diameter	
1	Steel Deep Cup Freeze Plug	80-72	381-3054	19/32" Diameter	
1	Steel Shallow Cup Freeze Plug	80-72	381-2078	2.109" Diameter	
KITS	RE-RING KIT			PREMIUM KIT NO.	ECONOMY KIT NO.
	YEARS	DESCRIPTION			
	80	w/24 bolt oil pan; Incl. A-Series aluminum bearings	Re-ring	205-6266	205-1266
	80	w/24 bolt oil pan; Incl. A-Series aluminum bearings	Re-ring w/Mains	205-6266M	205-1266M
	OVERHAUL KIT			PREMIUM KIT NO.	ECONOMY KIT NO.
YEARS	DESCRIPTION				
80	w/24 bolt oil pan	Master w/o Rods & Mains	505-607A	505-107A	
80	w/24 bolt oil pan; Incl. A-Series aluminum bearings	Master	MKP-607A	MKP-107A	
80	w/24 bolt oil pan; Incl. A-Series aluminum bearings	Master w/o Pistons	MK-607A	MK-107A	

GMC Truck (Incl. SUV's)

292 4.8L (4786cc) OHV L6 (12 Valve) (Chevrolet), 3.875" Bore (GMC Eng.), 1 Bbl. LPG "VIN T" 1976-1974 38

QTY	TIMING	YEARS	PART NO.	DESCRIPTION
1	Gear Set	74	221-2528S	Chevrolet G20 Van Base, G30 Van Base; (1) 221-2526; (1) 221-2527
1	Crank Gear	74	221-2527	Chevrolet G20 Van Base, G30 Van Base; 27 Teeth
1	Cam Gear	74	221-2526	Chevrolet G20 Van Base, G30 Van Base; Alum.; 54 Teeth
QTY	VALVE	YEARS	PART NO.	DESCRIPTION
6	Exhaust	76-74	V-1888X Std Only	Chrome plated stem; Stellite face; 1.5000" Head Dia., 0.3412" Stem Dia., 4.9230" O.A.L.
6	Intake	76-74	V-1928 Std Only	VINTAGE; Chrome plated stem; 1.7200" Head Dia., 0.3420" Stem Dia., 4.9170" O.A.L.
QTY	PISTON	YEARS	PART NO.	DESCRIPTION
6	Cast Piston	76-74	980P 20 20-30-40-60	VINTAGE; Cast; .9275" Pin Dia.; 2 Rings 3/32 Groove, 1 Ring 3/16 Groove, 2.010 CD, Recessed Head .150 deep
6	Cast Piston - Individual	76-74	W980P 20 20-30-40-60	VINTAGE; Cast; .9275" Pin Dia.; 2 Rings 3/32 Groove, 1 Ring 3/16 Groove, 2.010 CD, Recessed Head .150 deep
6	Pin	76-74	P-2208 Std-3-5-0015	0.6200" Inside Dia., 0.9272" Outside Dia.
QTY	GASKETS	YEARS	PART NO.	DESCRIPTION
1	Kit Gasket Set	76-74	260-1005	VINTAGE
QTY	FREEZE PLUGS	YEARS	PART NO.	DESCRIPTION
1	Brass Block Plug Kit	74	381-8006	
1	Brass Deep Cup Freeze Plug	74	381-9001	VINTAGE; 1.625" Diameter
1	Brass Shallow Cup Freeze Plug	74	381-7066	2.000" Diameter
1	Steel Deep Cup Freeze Plug	74	381-3054	19/32" Diameter
1	Steel Shallow Cup Freeze Plug	74	381-2078	2.109" Diameter

292 4.8L (4786cc) OHV L6 (12 Valve) (Chevrolet), 3.875" Bore (GMC Eng.), 1 Bbl. 1971-1963 39

QTY	TIMING	YEARS	PART NO.	DESCRIPTION
1	Gear Set	71-63	221-2528S	(1) 221-2526; (1) 221-2527
1	Crank Gear	71-63	221-2527	27 Teeth
1	Cam Gear	71-64	221-2526	Alum.; 54 Teeth
1	Cam Gear	63	221-2526	Exc. Chevrolet C10 Pickup Base, C10 Suburban Base, C20 Pickup Base, C20 Suburban Base, C30 Pickup Base, C40 Base, K10 Pickup Base, K10 Suburban Base; Alum.; 54 Teeth
QTY	CAMSHAFT/LIFTER	YEARS	PART NO.	DESCRIPTION
1	Camshaft	71-63	CS-551	Hydraulic, (050) Duration at .050 Lobe Lift, 188 Exh., 188 Int., 111 Degrees Lobe Separation
1	Prelube		55-403 Std Only	1.5 oz. packet
1	Prelube		55-400 Std Only	4 oz. bottle; 1.5 oz. packet No. 55-403 also avail.
12	Lifter	71-63	HT-817 Std Only	Hyd.
12	Lifter, Bulk	71-63	HT-817B Std Only	Hyd.; Carton of 128
QTY	CAM KIT	YEARS	PART NO.	DESCRIPTION
1	Cam/Lifter Kit	71-63	KC-551	Hyd.; (1) 55-403B; (1) CS-551; (12) HT-817
QTY	PUSH ROD	YEARS	PART NO.	DESCRIPTION
12	Push Rod	71-63	RP-3188 Std Only	11.3820" O.A.L.
12	Push Rod, Bulk	71-63	BRP-3188 Std Only	Carton of 100; 11.3820" O.A.L.
QTY	ROCKER PARTS	YEARS	PART NO.	DESCRIPTION
12	Arm Assy.	71-63	R-832 Std Only	Incl. arm, ball & nut
12	Arm Assy., Bulk	71-63	R-832B Std Only	Incl. arm, ball & nut; Carton of 64
12	Arm	71-63	R-832A Std Only	
12	Rocker Arm Ball	71-63	MR-1780 Std Only	
12	Nut	71-63	MR-1751 Std Only	Self-locking, 3/8" x 24 threads
12	Stud	71-63	MR-1752 Std Only	.003" O/S; 3/8" x 24 x 2.495"
12	Stud	71-63	MR-1949 Std Only	.372" x 24 x 2.495"
QTY	VALVE	YEARS	PART NO.	DESCRIPTION
6	Exhaust	71-63	V-1888X Std Only	Chrome plated stem; Stellite face; 1.5000" Head Dia., 0.3412" Stem Dia., 4.9230" O.A.L.
6	Intake	71	V-1927 Std-15	Chrome plated stem; 1.7200" Head Dia., 0.3413" Stem Dia., 4.9170" O.A.L.
6	Intake	70-63	V-1200 Std-3-15-30	VINTAGE; 1.7200" Head Dia., 0.3413" Stem Dia., 4.9170" O.A.L.
6	Intake, Bulk	71	V-1927B Std Only	Chrome plated stem; Carton of 25; 1.7200" Head Dia., 0.3413" Stem Dia., 4.9170" O.A.L.
6	Intake, Bulk	70-63	V-1200B Std Only	VINTAGE; Carton of 25; 1.7200" Head Dia., 0.3413" Stem Dia., 4.9170" O.A.L.
QTY	VALVE GUIDE	YEARS	PART NO.	DESCRIPTION
6	Guide	71-63	VG-5005H Std Only	Loc. Exh.; Hardened; 0.3430" ID, 2.2500" O.A.L
6	Guide	71-63	VG-5005 Std Only	Loc. Exh.; Plain; 0.3430" ID, 2.2500" O.A.L
6	Guide	71-63	VG-5005T Std Only	Loc. Exh.; Threaded; 0.3425" ID, 2.2500" O.A.L
6	Guide	71-63	VG-5038 Std Only	Loc. Int.; 0.3430" ID, 2.1200" O.A.L

(continued on next page)

GMC Truck (Incl. SUV's)

39 292 4.8L (4786cc) OHV L6 (12 Valve) (Chevrolet), 3.875" Bore (GMC Eng.), 1 Bbl. 1971-1963
(cont.)

QTY	VALVE GUIDE (cont.)	YEARS	PART NO.	DESCRIPTION
6	Guide, Bulk	71-63	VG-5005B Std Only	Loc. Exh.; Plain; Carton of 50; 0.3430" ID, 2.2500" O.A.L
6	Guide, Bulk	71-63	VG-5005TB Std Only	Loc. Exh.; Threaded; Carton of 50; 0.3425" ID, 2.2500" O.A.L
6	Guide, Bulk	71-63	VG-5038B Std Only	Loc. Int.; Carton of 50; 0.3430" ID, 2.1200" O.A.L
QTY	VALVE SPRING	YEARS	PART NO.	DESCRIPTION
6	Spring	71-63	VS-521 Std Only	Loc. Exh.; Incl. damper; 2.1090" Free Height
6	Spring	71-63	VS-521 Std Only	Loc. Int.; Incl. damper; 2.1090" Free Height
QTY	VALVE SEAL	YEARS	PART NO.	DESCRIPTION
6	Valve Stem Seal	71-63	ST-2001 Std Only	Loc. Exh.; Use w/O.E. guide; Positive type; Installation requires valve guide machining; (RBBTF) Rubber/PTFE
6	Valve Stem Seal	71-63	MV-1233C Std Only	Loc. Exhaust; O-Ring; (RBB) Rubber
6	Valve Stem Seal	71-63	ST-2001 Std Only	Loc. Int.; Use w/O.E. guide; Positive type; Installation requires valve guide machining; (RBBTF) Rubber/PTFE
6	Valve Stem Seal	71-63	MV-1903 Std Only	Loc. Int.; Use w/VG-5038 repair guide; Positive type; (RBB) Rubber
6	Valve Stem Seal	71-63	MV-1233C Std Only	Loc. Intake; O-Ring; (RBB) Rubber
6	Valve Stem Seal Bulk	71-63	ST-2001BC Std Only	Loc. Exh.; Use w/O.E. guide; Positive type; Installation requires valve guide machining; Carton of 100; (RBBTF) Rubber/PTFE
6	Valve Stem Seal Bulk	71-63	MV-1233 Std Only	Loc. Exhaust; O-Ring; Carton of 100; (RBB) Rubber
6	Valve Stem Seal Bulk	71-63	ST-2001BC Std Only	Loc. Int.; Use w/O.E. guide; Positive type; Installation requires valve guide machining; Carton of 100; (RBBTF) Rubber/PTFE
6	Valve Stem Seal Bulk	71-63	MV-1233 Std Only	Loc. Intake; O-Ring; Carton of 100; (RBB) Rubber
QTY	VALVE SEAT	YEARS	PART NO.	DESCRIPTION
6	Seat	71-63	245-1562-1 Std Only	Loc. Exh.; 1.5675" OD, 1.3125" ID, 0.2160" Depth
6	Seat	71-63	245-1562-1N Std Only	Loc. Exh.; Premium Material; 1.5675" OD, 1.3125" ID, 0.2160" Depth
6	Seat	71-63	245-1812-3 Std Only	Loc. Int.; 1.8175" OD, 1.5000" ID, 0.2160" Depth
QTY	VALVE, MISC	YEARS	PART NO.	DESCRIPTION
24	Keeper	71-63	VK-115A Std Only	1 groove; Square cut key groove; Carton pack 24
24	Keeper	71-63	VK-115 Std Only	1 groove; Square cut key groove; Carton pack 32
24	Keeper	71-63	VK-115R Std Only	1 groove; Square cut key groove; Hardened
24	Keeper, Bulk	71-63	VK-115B Std Only	1 groove; Square cut key groove; Carton of 1000
12	Spring Insert	71-63	259-203C Std Only	.015"; Carton of 100
12	Spring Insert	71-63	259-203B Std Only	.030"; Carton of 100
12	Spring Insert	71-63	259-203BRS Std Only	.030"; Carton of 500
12	Spring Insert	71-63	259-203A Std Only	.060"; Carton of 100
12	Spring Insert	71-63	259-203ARS Std Only	.060"; Carton of 500
6	Rotocap	71-63	RC-157S Std Only	Loc. Exh.
QTY	PISTON	YEARS	PART NO.	DESCRIPTION
6	Cast Piston	71-63	H909CP Std-20-30-40	Hypereutectic; .9275" Pin Dia.; 2 Rings 3/32 Groove, 1 Ring 3/16 Groove, 2.010 CD, Recessed Head .312 deep x 3.210 dia. - 7.6:1 C.R.; DUROSHIELD® skirt coated piston
6	Cast Piston - Individual	71-63	WH909CP Std-20-30-40	Hypereutectic; .9275" Pin Dia.; 2 Rings 3/32 Groove, 1 Ring 3/16 Groove, 2.010 CD, Recessed Head .312 deep x 3.210 dia. - 7.6:1 C.R.; DUROSHIELD® skirt coated piston
6	Pin	71-63	P-2208 Std-3-5-0015	0.6200" Inside Dia., 0.9272" Outside Dia.
QTY	RINGS	YEARS	PART NO.	DESCRIPTION
1	Premium Set	71-63	E-217KC Std Only	2-3/32, 1-3/16; Premium Chrome
1	Premium Set	71-63	E-217K Std-20-30-40-60	2-3/32, 1-3/16; Premium Moly
1	Standard Set	71-63	E-217X Std-20-30-40-60	2-3/32, 1-3/16; Iron
QTY	SLEEVE	YEARS	PART NO.	DESCRIPTION
1	Repair Sleeve	71-63	SL-20Y Std Only	1/8" wall, must be cut to correct length
QTY	ENGINE BEARINGS	YEARS	PART NO.	DESCRIPTION
1	Main Set	71-63	4124MA Std-1-10-20-30-40-60	A-Series aluminum bearings
1	Rod Set	71-63	6-2555A Std-10-20-30-40	A-Series aluminum bearings
1	Rod Set	71-63	6-2555CP Std-10-20-30-40	Overplated copper-lead alloy; 6-2555CA 60 avail. as unplated & resizeable
1	Rod Set	71-63	6-2555CA 60 60	Unplated & resizeable
6	Rod Pair	71-63	2555A Std-1-2-10-20-30-40-50-60	A-Series aluminum bearings
6	Rod Pair	71-63	2555CP Std-1-2-10-20-30-40-50	Overplated copper-lead alloy
6	Rod Pair	71-63	2555CA 60 60	Unplated & resizeable
6	Rod Pair	71-63	2555CP 10X2 + 10X2-20X2	Use in .002" O/S Rod Bore; Superseded - When depleted use 2555A 10X2
1	Cam Set	71	1557M Std Only	
1	Cam Set	70-63	1203M Std Only	VINTAGE

(continued on next page)

GMC Truck (Incl. SUV's)

292 4.8L (4786cc) OHV L6 (12 Valve) (Chevrolet), 3.875" Bore (GMC Eng.), 1 Bbl. 1971-1963 39
(cont.)

BLOCK	QTY	OIL PUMP	YEARS	PART NO.	DESCRIPTION	BLOCK
	1	Oil Pump	71-63	224-4147		
	1	Oil Pump	71-63	224-4157	High Volume, check pan for clearance	
	1	Screen Assy.	71-68	224-1647		
BLOCK	QTY	GASKETS	YEARS	PART NO.	DESCRIPTION	BLOCK
	1	Kit Gasket Set	71-63	260-1005	VINTAGE	
BLOCK	QTY	FREEZE PLUGS	YEARS	PART NO.	DESCRIPTION	BLOCK
	1	Brass Block Plug Kit	71-63	381-8006		
	1	Brass Deep Cup Freeze Plug	71-63	381-9001	VINTAGE; 1.625" Diameter	
	1	Brass Shallow Cup Freeze Plug	71-63	381-7066	2.000" Diameter	
	1	Steel Deep Cup Freeze Plug	71-63	381-3054	19/32" Diameter	
	1	Steel Shallow Cup Freeze Plug	71-63	381-2078	2.109" Diameter	

292 4.8L (4786cc) OHV L6 (12 Valve) (Chevrolet), 3.875" Bore (GMC Eng.), 2 Bbl. 1963 40

VALVE TRAIN	QTY	TIMING	YEARS	PART NO.	DESCRIPTION	VALVE TRAIN
	1	Gear Set	63	221-2528S	(1) 221-2526; (1) 221-2527	
	1	Crank Gear	63	221-2527	27 Teeth	
	1	Cam Gear	63	221-2526	Chevrolet K10 Suburban Base, K20 Pickup Base, K20 Suburban Base, P20 Series Base, P30 Series Base, Suburban Base; Alum.; 54 Teeth	
VALVE TRAIN	QTY	CAMSHAFT/LIFTER	YEARS	PART NO.	DESCRIPTION	VALVE TRAIN
	1	Camshaft	63	CS-551	Hydraulic, (050) Duration at .050 Lobe Lift, 188 Exh., 188 Int., 111 Degrees Lobe Separation	
	1	Prelube		55-403 Std Only	1.5 oz. packet	
	1	Prelube		55-400 Std Only	4 oz. bottle; 1.5 oz. packet No. 55-403 also avail.	
	12	Lifter	63	HT-817 Std Only	Hyd.	
	12	Lifter, Bulk	63	HT-817B Std Only	Hyd.; Carton of 128	
VALVE TRAIN	QTY	CAM KIT	YEARS	PART NO.	DESCRIPTION	VALVE TRAIN
	1	Cam/Lifter Kit	63	KC-551	Hyd.; (1) 55-403B; (1) CS-551; (12) HT-817	
VALVE TRAIN	QTY	PUSH ROD	YEARS	PART NO.	DESCRIPTION	VALVE TRAIN
	12	Push Rod	63	RP-3188 Std Only	11.3820" O.A.L.	
	12	Push Rod, Bulk	63	BRP-3188 Std Only	Carton of 100; 11.3820" O.A.L.	
VALVE TRAIN	QTY	ROCKER PARTS	YEARS	PART NO.	DESCRIPTION	VALVE TRAIN
	12	Arm Assy.	63	R-832 Std Only	Incl. arm, ball & nut	
	12	Arm Assy., Bulk	63	R-832B Std Only	Incl. arm, ball & nut; Carton of 64	
	12	Arm	63	R-832A Std Only		
	12	Rocker Arm Ball	63	MR-1780 Std Only		
	12	Nut	63	MR-1751 Std Only	Self-locking, 3/8" x 24 threads	
	12	Stud	63	MR-1752 Std Only	.003" O/S; 3/8" x 24 x 2.495"	
	12	Stud	63	MR-1949 Std Only	.372" x 24 x 2.495"	
VALVE TRAIN	QTY	VALVE	YEARS	PART NO.	DESCRIPTION	VALVE TRAIN
	6	Exhaust	63	V-1888X Std Only	Chrome plated stem; Stellite face; 1.5000" Head Dia., 0.3412" Stem Dia., 4.9230" O.A.L.	
	6	Intake	63	V-1200 Std-3-15-30	VINTAGE; 1.7200" Head Dia., 0.3413" Stem Dia., 4.9170" O.A.L.	
	6	Intake, Bulk	63	V-1200B Std Only	VINTAGE; Carton of 25; 1.7200" Head Dia., 0.3413" Stem Dia., 4.9170" O.A.L.	
VALVE TRAIN	QTY	VALVE GUIDE	YEARS	PART NO.	DESCRIPTION	VALVE TRAIN
	6	Guide	63	VG-5005H Std Only	Loc. Exh.; Hardened; 0.3430" ID, 2.2500" O.A.L	
	6	Guide	63	VG-5005 Std Only	Loc. Exh.; Plain; 0.3430" ID, 2.2500" O.A.L	
	6	Guide	63	VG-5005T Std Only	Loc. Exh.; Threaded; 0.3425" ID, 2.2500" O.A.L	
	6	Guide	63	VG-5038 Std Only	Loc. Int.; 0.3430" ID, 2.1200" O.A.L	
	6	Guide, Bulk	63	VG-5005B Std Only	Loc. Exh.; Plain; Carton of 50; 0.3430" ID, 2.2500" O.A.L	
	6	Guide, Bulk	63	VG-5005TB Std Only	Loc. Exh.; Threaded; Carton of 50; 0.3425" ID, 2.2500" O.A.L	
	6	Guide, Bulk	63	VG-5038B Std Only	Loc. Int.; Carton of 50; 0.3430" ID, 2.1200" O.A.L	
VALVE TRAIN	QTY	VALVE SPRING	YEARS	PART NO.	DESCRIPTION	VALVE TRAIN
	6	Spring	63	VS-521 Std Only	Loc. Exh.; Incl. damper; 2.1090" Free Height	
	6	Spring	63	VS-521 Std Only	Loc. Int.; Incl. damper; 2.1090" Free Height	
VALVE TRAIN	QTY	VALVE SEAL	YEARS	PART NO.	DESCRIPTION	VALVE TRAIN
	6	Valve Stem Seal	63	ST-2001 Std Only	Loc. Exh.; Use w/O.E. guide; Positive type; Installation requires valve guide machining; (RBBTF) Rubber/PTFE	
	6	Valve Stem Seal	63	MV-1233C Std Only	Loc. Exhaust; O-Ring; (RBB) Rubber	
	6	Valve Stem Seal	63	ST-2001 Std Only	Loc. Int.; Use w/O.E. guide; Positive type; Installation requires valve guide machining; (RBBTF) Rubber/PTFE	
	6	Valve Stem Seal	63	MV-1903 Std Only	Loc. Int.; Use w/VG-5038 repair guide; Positive type; (RBB) Rubber	
	6	Valve Stem Seal	63	MV-1233C Std Only	Loc. Intake; O-Ring; (RBB) Rubber	

(continued on next page)

GMC Truck (Incl. SUV's)

40 292 4.8L (4786cc) OHV L6 (12 Valve) (Chevrolet), 3.875" Bore (GMC Eng.), 2 Bbl. 1963
(cont.)

QTY	VALVE SEAL (cont.)	YEARS	PART NO.	DESCRIPTION
6	Valve Stem Seal Bulk	63	ST-2001BC Std Only	Loc. Exh.; Use w/O.E. guide; Positive type; Installation requires valve guide machining; Carton of 100; (RBBTF) Rubber/PTFE
6	Valve Stem Seal Bulk	63	MV-1233 Std Only	Loc. Exhaust; O-Ring; Carton of 100; (RBB) Rubber
6	Valve Stem Seal Bulk	63	ST-2001BC Std Only	Loc. Int.; Use w/O.E. guide; Positive type; Installation requires valve guide machining; Carton of 100; (RBBTF) Rubber/PTFE
6	Valve Stem Seal Bulk	63	MV-1233 Std Only	Loc. Intake; O-Ring; Carton of 100; (RBB) Rubber
QTY	VALVE SEAT	YEARS	PART NO.	DESCRIPTION
6	Seat	63	245-1562-1 Std Only	Loc. Exh.; 1.5675" OD, 1.3125" ID, 0.2160" Depth
6	Seat	63	245-1562-1N Std Only	Loc. Exh.; Premium Material; 1.5675" OD, 1.3125" ID, 0.2160" Depth
6	Seat	63	245-1812-3 Std Only	Loc. Int.; 1.8175" OD, 1.5000" ID, 0.2160" Depth
QTY	VALVE, MISC	YEARS	PART NO.	DESCRIPTION
24	Keeper	63	VK-115A Std Only	1 groove; Square cut key groove; Carton pack 24
24	Keeper	63	VK-115 Std Only	1 groove; Square cut key groove; Carton pack 32
24	Keeper	63	VK-115R Std Only	1 groove; Square cut key groove; Hardened
24	Keeper, Bulk	63	VK-115B Std Only	1 groove; Square cut key groove; Carton of 1000
12	Spring Insert	63	259-203C Std Only	.015"; Carton of 100
12	Spring Insert	63	259-203B Std Only	.030"; Carton of 100
12	Spring Insert	63	259-203BRS Std Only	.030"; Carton of 500
12	Spring Insert	63	259-203A Std Only	.060"; Carton of 100
12	Spring Insert	63	259-203ARS Std Only	.060"; Carton of 500
6	Rotocap	63	RC-157S Std Only	Loc. Exh.
QTY	PISTON	YEARS	PART NO.	DESCRIPTION
6	Cast Piston	63	H909CP Std-20-30-40	Hypereutectic; .9275" Pin Dia.; 2 Rings 3/32 Groove, 1 Ring 3/16 Groove, 2.010 CD, Recessed Head .312 deep x 3.210 dia. - 7.6:1 C.R.; DUROSHIELD® skirt coated piston
6	Cast Piston - Individual	63	WH909CP Std-20-30-40	Hypereutectic; .9275" Pin Dia.; 2 Rings 3/32 Groove, 1 Ring 3/16 Groove, 2.010 CD, Recessed Head .312 deep x 3.210 dia. - 7.6:1 C.R.; DUROSHIELD® skirt coated piston
6	Pin	63	P-2208 Std-3-5-0015	0.6200" Inside Dia., 0.9272" Outside Dia.
QTY	RINGS	YEARS	PART NO.	DESCRIPTION
1	Premium Set	63	E-217KC Std Only	2-3/32, 1-3/16; Premium Chrome
1	Premium Set	63	E-217K Std-20-30-40-60	2-3/32, 1-3/16; Premium Moly
1	Standard Set	63	E-217X Std-20-30-40-60	2-3/32, 1-3/16; Iron
QTY	SLEEVE	YEARS	PART NO.	DESCRIPTION
1	Repair Sleeve	63	SL-20Y Std Only	1/8" wall, must be cut to correct length
QTY	ENGINE BEARINGS	YEARS	PART NO.	DESCRIPTION
1	Main Set	63	4124MA Std-1-10-20-30-40-60	A-Series aluminum bearings
1	Rod Set	63	6-2555A Std-10-20-30-40	A-Series aluminum bearings
1	Rod Set	63	6-2555CP Std-10-20-30-40	Overplated copper-lead alloy; 6-2555CA 60 avail. as unplated & resizeable
1	Rod Set	63	6-2555CA 60 60	Unplated & resizeable
6	Rod Pair	63	2555A Std-1-2-10-20-30-40-50-60	A-Series aluminum bearings
6	Rod Pair	63	2555CP Std-1-2-10-20-30-40-50	Overplated copper-lead alloy
6	Rod Pair	63	2555CA 60 60	Unplated & resizeable
6	Rod Pair	63	2555CP 10X2 + 10X2-20X2	Use in .002" O/S Rod Bore; Superseded - When depleted use 2555A 10X2
1	Cam Set	63	1203M Std Only	VINTAGE
QTY	OIL PUMP	YEARS	PART NO.	DESCRIPTION
1	Oil Pump	63	224-4147	
1	Oil Pump	63	224-4157	High Volume, check pan for clearance
QTY	GASKETS	YEARS	PART NO.	DESCRIPTION
1	Kit Gasket Set	63	260-1005	VINTAGE
QTY	FREEZE PLUGS	YEARS	PART NO.	DESCRIPTION
1	Brass Block Plug Kit	63	381-8006	
1	Brass Deep Cup Freeze Plug	63	381-9001	VINTAGE; 1.625" Diameter
1	Brass Shallow Cup Freeze Plug	63	381-7066	2.000" Diameter
1	Steel Deep Cup Freeze Plug	63	381-3054	19/32" Diameter
1	Steel Shallow Cup Freeze Plug	63	381-2078	2.109" Diameter

41 305 5.0L (4999cc) OHV V6 (12 Valve) (GMC), 4.25" Bore (GMC Eng.), 2 Bbl. "Eng. Code 305" 1969-1960

QTY	CAMSHAFT/LIFTER	YEARS	PART NO.	DESCRIPTION
12	Lifter	69-60	AT-874 Std Only	VINTAGE; Mech.

(continued on next page)

GMC Truck (Incl. SUV's)

305 5.0L (4999cc) OHV V6 (12 Valve) (GMC), 4.25" Bore (GMC Eng.), 2 Bbl. "Eng. Code 305" 1969-1960 41 (cont.)

	QTY	PART NO.	YEARS	DESCRIPTION
VALVE TRAIN	12	PUSH ROD Push Rod	69-60	RP-3099 Std Only VINTAGE; 7.9890" O.A.L.
	6	VALVE Exhaust	69-60	V-1558 Std Only VINTAGE; w/o seal groove; Use w/o Rotocaps; 1.5669" Head Dia., 0.3406" Stem Dia., 5.9094" O.A.L.
	6	VALVE GUIDE Guide	69-60	VG-5072 Std Only VINTAGE; Cut to fit; 0.3440" ID, 2.8750" O.A.L
	6	Guide	69-60	VG-5037 Std Only VINTAGE; Loc. Int.; 0.3420" ID, 2.7500" O.A.L
	6	Guide	69-60	VG-5075T Std Only VINTAGE; Loc. Int.; Threaded; 0.3440" ID, 2.8750" O.A.L
	6	Guide, Bulk	69-60	VG-5072B Std Only VINTAGE; Cut to fit; Carton of 100; 0.3440" ID, 2.8750" O.A.L
	6	Guide, Bulk	69-60	VG-5075TB Std Only VINTAGE; Loc. Int.; Threaded; Carton of 100; 0.3440" ID, 2.8750" O.A.L
	12	VALVE SEAL Valve Stem Seal	69-60	MV-1233C Std Only O-Ring; (RBB) Rubber
	12	Valve Stem Seal	69-60	ST-2001 Std Only Positive type; Installation requires valve guide machining; (RBBTF) Rubber/PTFE
	12	Valve Stem Seal Bulk	69-60	MV-1233 Std Only O-Ring; Carton of 100; (RBB) Rubber
12	Valve Stem Seal Bulk	69-60	ST-2001BC Std Only Positive type; Installation requires valve guide machining; Carton of 100; (RBBTF) Rubber/PTFE	
VALVE SEAT	6	VALVE SEAT Seat	69-60	245-1687-2 Std Only Loc. Exh.; 1.6925" OD, 1.4375" ID, 0.2160" Depth
	6	Seat	69-60	245-1687-2N Std Only Loc. Exh.; Premium Material; 1.6925" OD, 1.4375" ID, 0.2160" Depth
	6	Seat	69-60	245-2062-1 Std Only Loc. Int.; 2.0680" OD, 1.8125" ID, 0.2480" Depth
	24	VALVE, MISC Keeper	69-60	VK-115A Std Only 1 groove; Square cut key groove; Carton pack 24
	24	Keeper	69-60	VK-115 Std Only 1 groove; Square cut key groove; Carton pack 32
24	Keeper	69-60	VK-115R Std Only 1 groove; Square cut key groove; Hardened	
24	Keeper, Bulk	69-60	VK-115B Std Only 1 groove; Square cut key groove; Carton of 1000	
BLOCK	6	PISTON Pin Bushing	69-60	2404Y20 VINTAGE
	1	RINGS Premium Set	69-60	5659KX Std-30-40-60 VINTAGE; 3-3/32, 1-3/16; Premium Chrome or Moly
	6	ENGINE BEARINGS Rod Pair	69-60	2400P Std-10-20-30 VINTAGE; Undersize brgs. can be used, but the surface hardness of the crankshaft should be restored after grinding through a suitable heat treatment process
	1	Cam Set	69-60	1198M Std Only VINTAGE
	1	OIL PUMP Oil Pump	69-60	224-41154 VINTAGE; 3/8" dia. mounting holes; Governor spinner not incl., Re-use original if required
	1	FREEZE PLUGS Brass Block Plug Kit	69-60	381-8019 VINTAGE
1	Brass Deep Cup Freeze Plug	69-60	381-9030 1.750" Diameter	
1	Steel Deep Cup Freeze Plug	69-60	381-3039 0.938" Diameter	
1	Steel Shallow Cup Freeze Plug	69-60	381-2058 1.969" Diameter	

305 5.0L (4999cc) OHV V6 (12 Valve) (GMC), 4.25" Bore (GMC Eng.), 2 Bbl. "Eng. Code 305C" 1969-1966 42

VALVE TRAIN	12	CAMSHAFT/LIFTER Lifter	69-66	AT-874 Std Only VINTAGE; Mech.
	12	PUSH ROD Push Rod	69-66	RP-3099 Std Only VINTAGE; 7.9890" O.A.L.
	6	VALVE Exhaust	69-66	V-1558 Std Only VINTAGE; w/o seal groove; Use w/o Rotocaps; 1.5669" Head Dia., 0.3406" Stem Dia., 5.9094" O.A.L.
	6	VALVE GUIDE Guide	69-66	VG-5072 Std Only VINTAGE; Cut to fit; 0.3440" ID, 2.8750" O.A.L
	6	Guide	69-66	VG-5037 Std Only VINTAGE; Loc. Int.; 0.3420" ID, 2.7500" O.A.L
	6	Guide	69-66	VG-5075T Std Only VINTAGE; Loc. Int.; Threaded; 0.3440" ID, 2.8750" O.A.L
6	Guide, Bulk	69-66	VG-5072B Std Only VINTAGE; Cut to fit; Carton of 100; 0.3440" ID, 2.8750" O.A.L	
6	Guide, Bulk	69-66	VG-5075TB Std Only VINTAGE; Loc. Int.; Threaded; Carton of 100; 0.3440" ID, 2.8750" O.A.L	
VALVE SEAL	12	VALVE SEAL Valve Stem Seal	69-66	MV-1233C Std Only O-Ring; (RBB) Rubber
	12	Valve Stem Seal	69-66	ST-2001 Std Only Positive type; Installation requires valve guide machining; (RBBTF) Rubber/PTFE

(continued on next page)

GMC Truck (Incl. SUV's)

42 305 5.0L (4999cc) OHV V6 (12 Valve) (GMC), 4.25" Bore (GMC Eng.), 2 Bbl. "Eng. Code 305C" 1969-1966 (cont.)

QTY	VALVE SEAL (cont.)	YEARS	PART NO.	DESCRIPTION
12	Valve Stem Seal Bulk	69-66	MV-1233 Std Only	O-Ring; Carton of 100; (RBB) Rubber
12	Valve Stem Seal Bulk	69-66	ST-2001BC Std Only	Positive type; Installation requires valve guide machining; Carton of 100; (RBBTF) Rubber/PTFE
QTY	VALVE SEAT	YEARS	PART NO.	DESCRIPTION
6	Seat	69-66	245-1687-2 Std Only	Loc. Exh.; 1.6925" OD, 1.4375" ID, 0.2160" Depth
6	Seat	69-66	245-1687-2N Std Only	Loc. Exh.; Premium Material; 1.6925" OD, 1.4375" ID, 0.2160" Depth
6	Seat	69-66	245-2062-1 Std Only	Loc. Int.; 2.0680" OD, 1.8125" ID, 0.2480" Depth
QTY	VALVE, MISC	YEARS	PART NO.	DESCRIPTION
24	Keeper	69-66	VK-115A Std Only	1 groove; Square cut key groove; Carton pack 24
24	Keeper	69-66	VK-115 Std Only	1 groove; Square cut key groove; Carton pack 32
24	Keeper	69-66	VK-115R Std Only	1 groove; Square cut key groove; Hardened
24	Keeper, Bulk	69-66	VK-115B Std Only	1 groove; Square cut key groove; Carton of 1000
QTY	PISTON	YEARS	PART NO.	DESCRIPTION
6	Pin Bushing	69-66	2404Y20	VINTAGE
QTY	RINGS	YEARS	PART NO.	DESCRIPTION
1	Premium Set	69-66	5659KX Std-30-40-60	VINTAGE; 3-3/32, 1-3/16; Premium Chrome or Moly
QTY	ENGINE BEARINGS	YEARS	PART NO.	DESCRIPTION
6	Rod Pair	69-66	2400P Std-10-20-30	VINTAGE; Undersize brgs. can be used, but the surface hardness of the crankshaft should be restored after grinding through a suitable heat treatment process
1	Cam Set	69-66	1198M Std Only	VINTAGE
QTY	OIL PUMP	YEARS	PART NO.	DESCRIPTION
1	Oil Pump	69-66	224-41154	VINTAGE; 3/8" dia. mounting holes; Governor spinner not incl., Re-use original if required
QTY	FREEZE PLUGS	YEARS	PART NO.	DESCRIPTION
1	Brass Block Plug Kit	69-66	381-8019	VINTAGE
1	Brass Deep Cup Freeze Plug	69-66	381-9030	1.750" Diameter
1	Steel Deep Cup Freeze Plug	69-66	381-3039	0.938" Diameter
1	Steel Shallow Cup Freeze Plug	69-66	381-2058	1.969" Diameter

43 305 5.0L (4999cc) OHV V6 (12 Valve) (GMC), 4.25" Bore (GMC Eng.), 2 Bbl. "Eng. Code 305E" 1969-1966

QTY	CAMSHAFT/LIFTER	YEARS	PART NO.	DESCRIPTION
12	Lifter	69-66	AT-874 Std Only	VINTAGE; Mech.
QTY	PUSH ROD	YEARS	PART NO.	DESCRIPTION
12	Push Rod	69-66	RP-3099 Std Only	VINTAGE; 7.9890" O.A.L.
QTY	VALVE	YEARS	PART NO.	DESCRIPTION
6	Exhaust	69-66	V-1558 Std Only	VINTAGE; w/o seal groove; Use w/o Rotocaps; 1.5669" Head Dia., 0.3406" Stem Dia., 5.9094" O.A.L.
QTY	VALVE GUIDE	YEARS	PART NO.	DESCRIPTION
6	Guide	69-66	VG-5072 Std Only	VINTAGE; Cut to fit; 0.3440" ID, 2.8750" O.A.L
6	Guide	69-66	VG-5037 Std Only	VINTAGE; Loc. Int.; 0.3420" ID, 2.7500" O.A.L
6	Guide	69-66	VG-5075T Std Only	VINTAGE; Loc. Int.; Threaded; 0.3440" ID, 2.8750" O.A.L
6	Guide, Bulk	69-66	VG-5072B Std Only	VINTAGE; Cut to fit; Carton of 100; 0.3440" ID, 2.8750" O.A.L
6	Guide, Bulk	69-66	VG-5075TB Std Only	VINTAGE; Loc. Int.; Threaded; Carton of 100; 0.3440" ID, 2.8750" O.A.L
QTY	VALVE SEAL	YEARS	PART NO.	DESCRIPTION
12	Valve Stem Seal	69-66	MV-1233C Std Only	O-Ring; (RBB) Rubber
12	Valve Stem Seal	69-66	ST-2001 Std Only	Positive type; Installation requires valve guide machining; (RBBTF) Rubber/PTFE
12	Valve Stem Seal Bulk	69-66	MV-1233 Std Only	O-Ring; Carton of 100; (RBB) Rubber
12	Valve Stem Seal Bulk	69-66	ST-2001BC Std Only	Positive type; Installation requires valve guide machining; Carton of 100; (RBBTF) Rubber/PTFE
QTY	VALVE SEAT	YEARS	PART NO.	DESCRIPTION
6	Seat	69-66	245-1687-2 Std Only	Loc. Exh.; 1.6925" OD, 1.4375" ID, 0.2160" Depth
6	Seat	69-66	245-1687-2N Std Only	Loc. Exh.; Premium Material; 1.6925" OD, 1.4375" ID, 0.2160" Depth
6	Seat	69-66	245-2062-1 Std Only	Loc. Int.; 2.0680" OD, 1.8125" ID, 0.2480" Depth
QTY	VALVE, MISC	YEARS	PART NO.	DESCRIPTION
24	Keeper	69-66	VK-115A Std Only	1 groove; Square cut key groove; Carton pack 24
24	Keeper	69-66	VK-115 Std Only	1 groove; Square cut key groove; Carton pack 32
24	Keeper	69-66	VK-115R Std Only	1 groove; Square cut key groove; Hardened
24	Keeper, Bulk	69-66	VK-115B Std Only	1 groove; Square cut key groove; Carton of 1000
QTY	PISTON	YEARS	PART NO.	DESCRIPTION
6	Pin Bushing	69-66	2404Y20	VINTAGE

(continued on next page)

GMC Truck (Incl. SUV's)

305 5.0L (4999cc) OHV V6 (12 Valve) (GMC), 4.25" Bore (GMC Eng.), 2 Bbl. "Eng. Code 305E" 1969-1966 43
(cont.)

BLOCK	QTY	RINGS	YEARS	PART NO.	DESCRIPTION	BLOCK
	1	Premium Set	69-66	5659KX Std-30-40-60	VINTAGE; 3-3/32, 1-3/16; Premium Chrome or Moly	
	6	ENGINE BEARINGS Rod Pair	69-66	2400P Std-10-20-30	VINTAGE; Undersize brgs. can be used, but the surface hardness of the crankshaft should be restored after grinding through a suitable heat treatment process	
	1	Cam Set	69-66	1198M Std Only	VINTAGE	
	1	OIL PUMP Oil Pump	69-66	224-41154	VINTAGE; 3/8" dia. mounting holes; Governor spinner not incl., Re-use original if required	
	1	FREEZE PLUGS Brass Block Plug Kit	69-66	381-8019	VINTAGE	
	1	Brass Deep Cup Freeze Plug	69-66	381-9030	1.750" Diameter	
	1	Steel Deep Cup Freeze Plug	69-66	381-3039	0.938" Diameter	
	1	Steel Shallow Cup Freeze Plug	69-66	381-2058	1.969" Diameter	

305 5.0L (4999cc) OHV V8 (16 Valve) (Chevrolet), 3.736" Bore (GMC Eng.), 2 Bbl. "VIN G" 1980 44

VALVE TRAIN	QTY	TIMING	YEARS	PART NO.	DESCRIPTION	VALVE TRAIN
	1	3 Piece Set	80	KT3-499S	Powdered Metal Crank Sprocket; w/.405" tooth width sprocket; (1) 222-499; (1) 223-390; (1) 223-391	
	1	Timing Set w/Gaskets	80	CTS-1000	w/.405" tooth width sprocket	
	1	Timing Chain	80	222-499	Use w/.405" tooth width sprocket; 46 Links	
	1	Crank Sprocket	80	223-391	Powdered metal; .405" tooth width sprocket; 18 Teeth	
	1	Cam Sprocket	80	223-390	.405" tooth width sprocket; 36 Teeth	
	1	Cam Sprocket	80	223-390N	Nylon; .405" tooth width sprocket; 36 Teeth	
	1	CAMSHAFT/LIFTER Camshaft	80	CS-673	VINTAGE; Hydraulic, (050) Duration at .050 Lobe Lift, 202 Exh., 189 Int., 109 Degrees Lobe Separation	
	1	Performance Cam	80	CS-1103R	Emissions Legal Cam; CARB E.O. No. D-292-1; Pro-1500 Perf. Cam; 0.42" Exh. Valve Lift, 0.398" Int. Valve Lift, Hydraulic, (050) Duration at .050 Lobe Lift, 204 Exh., 194 Int., 112 Degrees Lobe Separation	
	1	Performance Cam	80	CS-1014R	Emissions Legal Cam; CARB E.O. No. D-292-1; Pro-2000 Perf. Cam; 0.443" Exh. Valve Lift, 0.42" Int. Valve Lift, Hydraulic, (050) Duration at .050 Lobe Lift, 214 Exh., 204 Int., 112 Degrees Lobe Separation	
	1	Performance Cam	80	CS-1106R	Emissions Legal Cam; CARB E.O. No. D-292-1; Pro-3000 Perf. Cam; 0.465" Exh. Valve Lift, 0.443" Int. Valve Lift, Hydraulic, (050) Duration at .050 Lobe Lift, 224 Exh., 214 Int., 112 Degrees Lobe Separation	
	1	Prelube		55-403 Std Only	1.5 oz. packet	
	1	Prelube		55-400 Std Only	4 oz. bottle; 1.5 oz. packet No. 55-403 also avail.	
	16	Lifter	80	HT-817 Std Only	Hyd.	
	16	Lifter	80	HT-817R Std Only	Speed-Pro Hi-Revolution Hyd.	
	16	Lifter, Bulk	80	HT-817B Std Only	Hyd.; Carton of 128	
	16	Lifter, Bulk	80	HT-817RB Std Only	Speed-Pro Hi-Revolution Hyd.; Carton of 128	
	1	CAM KIT Cam/Lifter Kit	80	KC-1103R	Emissions Legal Cam; CARB E.O. No. D-292-1; Hyd.; Pro-1500 Perf. Cam; Duration at .050", 194 Int., 204 Exh.; Valve lift .398" Int., .420" Exh.; Lobe Separation 112 Degrees; (1) 55-403B; (1) CS-1103R; (16) HT-817	
	1	Cam/Lifter Kit	80	KC-1014R	Emissions Legal Cam; CARB E.O. No. D-292-1; Hyd.; Pro-2000 Perf. Cam; Duration at .050", 204 Int., 214 Exh.; Valve lift .420" Int., .443" Exh.; Lobe Separation 112 Degrees; (1) 55-403B; (1) CS-1014R; (16) HT-817	
	1	Cam/Lifter Kit	80	KC-1106R	Emissions Legal Cam; CARB E.O. No. D-292-1; Hyd.; Pro-3000 Perf. Cam; Duration at .050", 214 Int., 224 Exh.; Valve lift .443" Int., .465" Exh.; Lobe Separation 112 Degrees; (1) 55-403B; (1) CS-1106R; (16) HT-817	
	1	Cam/Lifter/Timing Kit	80	KCT-1014R	Emissions Legal Cam; CARB E.O. No. D-292-1; Hyd.; Pro-2000 Perf. Cam; Duration at .050", 204 Int., 214 Exh.; Valve lift .420" Int., .443" Exh.; Lobe Separation 112 Degrees; (1) 55-403B; (1) CS-1014R; (1) CTS-1100NR; (16) HT-817	
	16	PUSH ROD Push Rod	80	RP-3093 Std Only	7.7940" O.A.L.	
	16	Push Rod	80	RP-3212R Std-100-150-200	Chrome-Moly; 7.7900" O.A.L.	
	16	Push Rod, Bulk	80	BRP-3093 Std Only	Carton of 100; 7.7940" O.A.L.	
	16	Push Rod, Bulk	80	BRP-3212R Std-100	Chrome-Moly; Carton of 100; 7.7900" O.A.L.	
	16	ROCKER PARTS Arm Assy.	80	R-826 Std Only	Incl. arm, ball & nut	

(continued on next page)

GMC Truck (Incl. SUV's)

44 305 5.0L (4999cc) OHV V8 (16 Valve) (Chevrolet), 3.736" Bore (GMC Eng.), 2 Bbl. "VIN G" 1980
(cont.)

QTY	ROCKER PARTS (cont.)	YEARS	PART NO.	DESCRIPTION
16	Arm Assy., Bulk	80	R-826B Std Only	Incl. arm, ball & nut; Carton of 64
16	Arm	80	R-826A Std Only	
16	Rocker Arm Ball	80	MR-1783 Std Only	
16	Nut	80	MR-1751 Std Only	Self-locking, 3/8" x 24 threads
16	Stud	80	MR-1752 Std Only	.003" O/S; 3/8" x 24 x 2.495"
16	Stud	80	MR-1949 Std Only	.372" x 24 x 2.495"
QTY	VALVE	YEARS	PART NO.	DESCRIPTION
8	Exhaust	80	V-1904 Std-3-15-30	Chrome plated stem; 1.5000" Head Dia., 0.3414" Stem Dia., 4.9280" O.A.L.
8	Exhaust	80	V-2449X Std Only	Inconel X-751; Chrome plated stem; Premium Material; 1.5000" Head Dia., 0.3718" Stem Dia., 4.9230" O.A.L.
8	Exhaust, Bulk	80	V-1904B Std-15	Chrome plated stem; Carton of 25; 1.5000" Head Dia., 0.3414" Stem Dia., 4.9280" O.A.L.
8	Intake	80	V-1927 Std-15	Chrome plated stem; 1.7200" Head Dia., 0.3413" Stem Dia., 4.9170" O.A.L.
8	Intake, Bulk	80	V-1927B Std Only	Chrome plated stem; Carton of 25; 1.7200" Head Dia., 0.3413" Stem Dia., 4.9170" O.A.L.
QTY	VALVE GUIDE	YEARS	PART NO.	DESCRIPTION
8	Guide	80	VG-5046 Std Only	Loc. Exh.; .502" OD; 0.3740" ID, 2.2500" O.A.L
8	Guide	80	VG-5005H Std Only	Loc. Exh.; Hardened; 0.3430" ID, 2.2500" O.A.L
8	Guide	80	VG-5005 Std Only	Loc. Exh.; Plain; 0.3430" ID, 2.2500" O.A.L
8	Guide	80	VG-5005T Std Only	Loc. Exh.; Threaded; 0.3425" ID, 2.2500" O.A.L
8	Guide	80	VG-5038 Std Only	Loc. Int.; 0.3430" ID, 2.1200" O.A.L
8	Guide, Bulk	80	VG-5005B Std Only	Loc. Exh.; Plain; Carton of 50; 0.3430" ID, 2.2500" O.A.L
8	Guide, Bulk	80	VG-5005TB Std Only	Loc. Exh.; Threaded; Carton of 50; 0.3425" ID, 2.2500" O.A.L
8	Guide, Bulk	80	VG-5038B Std Only	Loc. Int.; Carton of 50; 0.3430" ID, 2.1200" O.A.L
QTY	VALVE SPRING	YEARS	PART NO.	DESCRIPTION
8	Spring	80	VS-677 Std Only	Loc. Exh.; Incl. damper; 2.0300" Free Height
8	Spring	80	VS-739R Std Only	Loc. Exh.; Optional-H/D; 2.0000" Free Height
8	Spring	80	VS-677 Std Only	Loc. Int.; Incl. damper; 2.0300" Free Height
8	Spring	80	VS-739R Std Only	Loc. Int.; Optional-H/D; 2.0000" Free Height
8	Spring, Bulk	80	VS-677B Std Only	Loc. Exh.; Incl. damper; Carton of 250; 2.0300" Free Height
8	Spring, Bulk	80	VS-739RB Std Only	Loc. Exh.; Optional-H/D; Carton of 300; 2.0000" Free Height
8	Spring, Bulk	80	VS-677B Std Only	Loc. Int.; Incl. damper; Carton of 250; 2.0300" Free Height
8	Spring, Bulk	80	VS-739RB Std Only	Loc. Int.; Optional-H/D; Carton of 300; 2.0000" Free Height
QTY	VALVE SEAL	YEARS	PART NO.	DESCRIPTION
8	Valve Stem Seal	80	ST-2092 Std Only	Loc. Exh.; w/.343" stem dia.; Positive type, Metal Clad; (RBB) Rubber
8	Valve Stem Seal	80	ST-2003 Std Only	Loc. Exh.; w/.343" stem dia.; Positive type; Installation requires valve guide machining; (RBB) Rubber
8	Valve Stem Seal	80	ST-2004 Std Only	Loc. Exh.; w/.375" stem dia.; Positive type; Installation requires valve guide machining; (RBBTF) Rubber/PTFE
8	Valve Stem Seal	80	MV-1233C Std Only	Loc. Exhaust; O-Ring; (RBB) Rubber
8	Valve Stem Seal	80	ST-2092 Std Only	Loc. Int.; w/.343" stem dia.; Positive type, Metal Clad; (RBB) Rubber
8	Valve Stem Seal	80	ST-2003 Std Only	Loc. Int.; w/.343" stem dia.; Positive type; Installation requires valve guide machining; (RBB) Rubber
8	Valve Stem Seal	80	ST-2004 Std Only	Loc. Int.; w/.375" stem dia.; Positive type; Installation requires valve guide machining; (RBBTF) Rubber/PTFE
8	Valve Stem Seal	80	MV-1233C Std Only	Loc. Intake; O-Ring; (RBB) Rubber
8	Valve Stem Seal Bulk	80	ST-2003BC Std Only	Loc. Exh.; w/.343" stem dia.; Positive type; Installation requires valve guide machining; Carton of 100; (RBB) Rubber
8	Valve Stem Seal Bulk	80	ST-2004BC Std Only	Loc. Exh.; w/.375" stem dia.; Positive type; Installation requires valve guide machining; Carton of 100; (RBBTF) Rubber/PTFE
8	Valve Stem Seal Bulk	80	MV-1233 Std Only	Loc. Exhaust; O-Ring; Carton of 100; (RBB) Rubber
8	Valve Stem Seal Bulk	80	ST-2003BC Std Only	Loc. Int.; w/.343" stem dia.; Positive type; Installation requires valve guide machining; Carton of 100; (RBB) Rubber
8	Valve Stem Seal Bulk	80	ST-2004BC Std Only	Loc. Int.; w/.375" stem dia.; Positive type; Installation requires valve guide machining; Carton of 100; (RBBTF) Rubber/PTFE
8	Valve Stem Seal Bulk	80	MV-1233 Std Only	Loc. Intake; O-Ring; Carton of 100; (RBB) Rubber
QTY	VALVE SEAT	YEARS	PART NO.	DESCRIPTION
8	Seat	80	245-1687-2 Std Only	Loc. Exh.; 1.6925" OD, 1.4375" ID, 0.2160" Depth
8	Seat	80	245-1687-2N Std Only	Loc. Exh.; Premium Material; 1.6925" OD, 1.4375" ID, 0.2160" Depth
8	Seat	80	245-2062-1 Std Only	Loc. Int.; 2.0680" OD, 1.8125" ID, 0.2480" Depth

VALVE TRAIN

VALVE TRAIN

(continued on next page)

GMC Truck (Incl. SUV's)

305 5.0L (4999cc) OHV V8 (16 Valve) (Chevrolet), 3.736" Bore (GMC Eng.), 2 Bbl. "VIN G" 1980 44
(cont.)

QTY	VALVE, MISC	YEARS	PART NO.	DESCRIPTION
32	Keeper	80	VK-115A Std Only	1 groove; Square cut key groove; Carton pack 24
32	Keeper	80	VK-115 Std Only	1 groove; Square cut key groove; Carton pack 32
32	Keeper	80	VK-115R Std Only	1 groove; Square cut key groove; Hardened
32	Keeper, Bulk	80	VK-115B Std Only	1 groove; Square cut key groove; Carton of 1000
16	Spring Insert	80	259-203C Std Only	.015"; Carton of 100
16	Spring Insert	80	259-203B Std Only	.030"; Carton of 100
16	Spring Insert	80	259-203BRS Std Only	.030"; Carton of 500
16	Spring Insert	80	259-203A Std Only	.060"; Carton of 100
16	Spring Insert	80	259-203ARS Std Only	.060"; Carton of 500
8	Rotocap	80	RC-157S Std Only	Loc. Exh.
QTY	PISTON	YEARS	PART NO.	DESCRIPTION
8	Cast Piston	80	454NP Std-20-30-40-60	Cast; .9275" Pin Dia.; 2 Rings 5/64 Groove, 1 Ring 3/16 Groove, 1.540 CD, Recessed Head .110 deep x 3.115 dia. - 8.5:1 C.R.
8	Cast Piston	80	611P Std-20-30-40-60	Cast; Use w/E-356K, E-356KC or E-356X ring set; For use w/350 crank w/o need to rebalance engine; .9275" Pin Dia.; 2 Rings 5/64 Groove, 1 Ring 3/16 Groove, 1.540 CD, Recessed Head .095 deep x 3.130 dia. w/4 valve reliefs
8	Cast Piston - Individual	80	W454NP Std-20-30-40-60	Cast; .9275" Pin Dia.; 2 Rings 5/64 Groove, 1 Ring 3/16 Groove, 1.540 CD, Recessed Head .110 deep x 3.115 dia. - 8.5:1 C.R.
8	Cast Piston - Individual	80	W611P Std-20-30-40-60	Cast; Use w/WE-356K or WE-356X ring set; For use w/350 crank w/o need to rebalance engine; .9275" Pin Dia.; 2 Rings 5/64 Groove, 1 Ring 3/16 Groove, 1.540 CD, Recessed Head .095 deep x 3.130 dia. w/4 valve reliefs
1	Cast Piston Set w/Prem. Rings	80	8K454NP 30 30-40-60	Cast; .9275" Pin Dia.; 1 Ring 5/64 Groove, 1 Ring 3/16 Groove, 1.540 CD, Recessed Head .110 deep x 3.115 dia. - 8.5:1 C.R.
1	Cast Piston Set w/Econ. Rings	80	8X454NP 20 20-30-40-60	Cast; .9275" Pin Dia.; 2 Rings 5/64 Groove, 1 Ring 3/16 Groove, 1.540 CD, Recessed Head .110 deep x 3.115 dia. - 8.5:1 C.R.
QTY	RINGS	YEARS	PART NO.	DESCRIPTION
1	Premium Set	80	E-356KC Std-10-20-40-60	.200" deep oil ring groove; 2-5/64, 1-3/16; Premium Chrome
1	Premium Set	80	E-356K Std-10-20-30-40-60	.200" deep oil ring groove; 2-5/64, 1-3/16; Premium Moly
1	Standard Set	80	E-356X Std-20-30-40-60	.200" deep oil ring groove; 2-5/64, 1-3/16; Iron
8	Standard Single Cylinder Set	80	WE-356X Std Only	.200" deep oil ring groove; 2-5/64, 1-3/16; Iron
QTY	ENGINE BEARINGS	YEARS	PART NO.	DESCRIPTION
1	Main Set	80	4663M Std-1-2-10-20-30-40-60	
1	Main Set	80	6688M 10 10-20-30	.020" O/S length flange brg.
1	Main Set	80	4663MA Std-1-2-10-20-30-40-60	A-Series aluminum bearings
1	Main Set	80	7329MA 10 10-20	A-Series aluminum bearings; .010" O/S length flange brg.
1	Main Set	80	7274MA 10X20 10X20	A-Series aluminum bearings; w/.020" O/S OD
1	Rod Set	80	8-2555A Std-1-10-20-30-40-50-60	A-Series aluminum bearings
1	Rod Set	80	8-2555A 10X2 10X2-20X2-30X2-40X2	A-Series aluminum bearings; Use in .002" O/S Rod Bore
1	Rod Set	80	8-2555CA 60 60	Unplated & resizeable
1	Rod Set	80	8-2555CP 10X2 + 10X2-20X2	Use in .002" O/S Rod Bore; Overplated copper-lead alloy; Superseded - When depleted use 8-2555A 10X2
8	Rod Pair	80	2555A Std-1-2-10-20-30-40-50-60	A-Series aluminum bearings
8	Rod Pair	80	2555CP Std-1-2-10-20-30-40-50	Overplated copper-lead alloy
8	Rod Pair	80	2555CA 60 60	Unplated & resizeable
8	Rod Pair	80	2555CP 10X2 + 10X2-20X2	Use in .002" O/S Rod Bore; Superseded - When depleted use 2555A 10X2
1	Cam Set	80	1750M Std Only	2.030" housing bore
1	Cam Set	80	1235M Std-1-10	Babbitt material; Full round design
1	Cam Set	80	1749M Std Only	Bi-Metal Aluminum
1	Cam Set	80	2100M Std Only	Race Performance
QTY	OIL PUMP	YEARS	PART NO.	DESCRIPTION
1	Oil Pump	80	224-4146	5/8" inlet
1	Oil Pump	80	224-4146A	High Pressure; 5/8" inlet
1	Oil Pump	80	224-4143	High Volume, check pan for clearance; 5/8" inlet; Use shaft w/steel guide
1	Inter. Shaft	80	224-6146E	Has steel shaft guide; Eliminates nylon shaft guide
1	Inter. Shaft	80	224-6146	Use w/nylon shaft guide
1	Oil Pump Shaft Guide	80	224-43343	Nylon
1	Screen Assy.	80	224-1246	5/8" inlet tube

(continued on next page)

GMC Truck (Incl. SUV's)

44 305 5.0L (4999cc) OHV V8 (16 Valve) (Chevrolet), 3.736" Bore (GMC Eng.), 2 Bbl. "VIN G" 1980
(cont.)

BLOCK	QTY	GASKETS	YEARS	PART NO.	DESCRIPTION	BLOCK
	1	Kit Gasket Set	80	260-1023	VINTAGE; Head bolts not incl.	
2	Head Bolt Set	80	260-2500 Std Only	Replacement recommended		
BLOCK	QTY	FREEZE PLUGS	YEARS	PART NO.	DESCRIPTION	BLOCK
	1	Brass Block Plug Kit	80	381-8007		
	1	Steel Block Plug Kit	80	381-4011		
	1	Brass Deep Cup Freeze Plug	80	381-9001	VINTAGE; 1.625" Diameter	
	1	Steel Deep Cup Freeze Plug	80	381-3095	0.500" Diameter	
	1	Steel Deep Cup Freeze Plug	80	381-3041	1.625" Diameter	
	1	Steel Shallow Cup Freeze Plug	80	381-2078	2.109" Diameter	

45 305 5.0L (4999cc) OHV V8 (16 Valve) (Chevrolet), 3.736" Bore (GMC Eng.), 4 Bbl. "VIN H" 1980-1979

VALVE TRAIN	QTY	TIMING	YEARS	PART NO.	DESCRIPTION	VALVE TRAIN
	1	3 Piece Set	80-79	KT3-499S	Powdered Metal Crank Sprocket; w/.405" tooth width sprocket; (1) 222-499; (1) 223-390; (1) 223-391	
	1	Timing Set w/Gaskets	80-79	CTS-1000	w/.405" tooth width sprocket	
	1	Timing Chain	80-79	222-499	Use w/.405" tooth width sprocket; 46 Links	
	1	Crank Sprocket	80-79	223-391	Powdered metal; .405" tooth width sprocket; 18 Teeth	
	1	Cam Sprocket	80-79	223-390	.405" tooth width sprocket; 36 Teeth	
	1	Cam Sprocket	80-79	223-390N	Nylon; .405" tooth width sprocket; 36 Teeth	
	QTY	CAMSHAFT/LIFTER	YEARS	PART NO.	DESCRIPTION	
	1	Camshaft	80-79	CS-673	VINTAGE; Hydraulic, (050) Duration at .050 Lobe Lift, 202 Exh., 189 Int., 109 Degrees Lobe Separation	
	1	Performance Cam	80-79	CS-1103R	Emissions Legal Cam; CARB E.O. No. D-292-1; Pro-1500 Perf. Cam; 0.42" Exh. Valve Lift, 0.398" Int. Valve Lift, Hydraulic, (050) Duration at .050 Lobe Lift, 204 Exh., 194 Int., 112 Degrees Lobe Separation	
	1	Performance Cam	80-79	CS-1014R	Emissions Legal Cam; CARB E.O. No. D-292-1; Pro-2000 Perf. Cam; 0.443" Exh. Valve Lift, 0.42" Int. Valve Lift, Hydraulic, (050) Duration at .050 Lobe Lift, 214 Exh., 204 Int., 112 Degrees Lobe Separation	
	1	Performance Cam	80-79	CS-1106R	Emissions Legal Cam; CARB E.O. No. D-292-1; Pro-3000 Perf. Cam; 0.465" Exh. Valve Lift, 0.443" Int. Valve Lift, Hydraulic, (050) Duration at .050 Lobe Lift, 224 Exh., 214 Int., 112 Degrees Lobe Separation	
	1	Prelube		55-403 Std Only	1.5 oz. packet	
	1	Prelube		55-400 Std Only	4 oz. bottle; 1.5 oz. packet No. 55-403 also avail.	
	16	Lifter	80-79	HT-817 Std Only	Hyd.	
	16	Lifter	80-79	HT-817R Std Only	Speed-Pro Hi-Revolution Hyd.	
16	Lifter, Bulk	80-79	HT-817B Std Only	Hyd.; Carton of 128		
16	Lifter, Bulk	80-79	HT-817RB Std Only	Speed-Pro Hi-Revolution Hyd.; Carton of 128		
QTY	CAM KIT	YEARS	PART NO.	DESCRIPTION		
1	Cam/Lifter Kit	80-79	KC-1103R	Emissions Legal Cam; CARB E.O. No. D-292-1; Hyd.; Pro-1500 Perf. Cam; Duration at .050", 194 Int., 204 Exh.; Valve lift .398" Int., .420" Exh.; Lobe Separation 112 Degrees; (1) 55-403B; (1) CS-1103R; (16) HT-817		
1	Cam/Lifter Kit	80-79	KC-1014R	Emissions Legal Cam; CARB E.O. No. D-292-1; Hyd.; Pro-2000 Perf. Cam; Duration at .050", 204 Int., 214 Exh.; Valve lift .420" Int., .443" Exh.; Lobe Separation 112 Degrees; (1) 55-403B; (1) CS-1014R; (16) HT-817		
1	Cam/Lifter Kit	80-79	KC-1106R	Emissions Legal Cam; CARB E.O. No. D-292-1; Hyd.; Pro-3000 Perf. Cam; Duration at .050", 214 Int., 224 Exh.; Valve lift .443" Int., .465" Exh.; Lobe Separation 112 Degrees; (1) 55-403B; (1) CS-1106R; (16) HT-817		
1	Cam/Lifter/Timing Kit	80-79	KCT-1014R	Emissions Legal Cam; CARB E.O. No. D-292-1; Hyd.; Pro-2000 Perf. Cam; Duration at .050", 204 Int., 214 Exh.; Valve lift .420" Int., .443" Exh.; Lobe Separation 112 Degrees; (1) 55-403B; (1) CS-1014R; (1) CTS-1100NR; (16) HT-817		
QTY	PUSH ROD	YEARS	PART NO.	DESCRIPTION		
16	Push Rod	80-79	RP-3093 Std Only	7.7940" O.A.L.		
16	Push Rod	80-79	RP-3212R Std-100-150-200	Chrome-Moly; 7.7900" O.A.L.		
16	Push Rod, Bulk	80-79	BRP-3093 Std Only	Carton of 100; 7.7940" O.A.L.		
16	Push Rod, Bulk	80-79	BRP-3212R Std-100	Chrome-Moly; Carton of 100; 7.7900" O.A.L.		
QTY	ROCKER PARTS	YEARS	PART NO.	DESCRIPTION		
16	Arm Assy.	80-79	R-826 Std Only	Incl. arm, ball & nut		
16	Arm Assy., Bulk	80-79	R-826B Std Only	Incl. arm, ball & nut; Carton of 64		
16	Arm	80-79	R-826A Std Only			
16	Rocker Arm Ball	80-79	MR-1783 Std Only			
16	Nut	80-79	MR-1751 Std Only	Self-locking, 3/8" x 24 threads		
16	Stud	80-79	MR-1752 Std Only	.003" O/S; 3/8" x 24 x 2.495"		

(continued on next page)

GMC Truck (Incl. SUV's)

305 5.0L (4999cc) OHV V8 (16 Valve) (Chevrolet), 3.736" Bore (GMC Eng.), 4 Bbl. "VIN H" 1980-1979 45
(cont.)

QTY	ROCKER PARTS (cont.)	YEARS	PART NO.	DESCRIPTION
16	Stud	80-79	MR-1949 Std Only	.372" x 24 x 2.495"
QTY	VALVE	YEARS	PART NO.	DESCRIPTION
8	Exhaust	80-79	V-1904 Std-3-15-30	Chrome plated stem; 1.5000" Head Dia., 0.3414" Stem Dia., 4.9280" O.A.L.
8	Exhaust	80-79	V-2449X Std Only	Inconel X-751; Chrome plated stem; Premium Material; 1.5000" Head Dia., 0.3718" Stem Dia., 4.9230" O.A.L.
8	Exhaust, Bulk	80-79	V-1904B Std-15	Chrome plated stem; Carton of 25; 1.5000" Head Dia., 0.3414" Stem Dia., 4.9280" O.A.L.
8	Intake	80-79	V-1927 Std-15	Chrome plated stem; 1.7200" Head Dia., 0.3413" Stem Dia., 4.9170" O.A.L.
8	Intake, Bulk	80-79	V-1927B Std Only	Chrome plated stem; Carton of 25; 1.7200" Head Dia., 0.3413" Stem Dia., 4.9170" O.A.L.
QTY	VALVE GUIDE	YEARS	PART NO.	DESCRIPTION
8	Guide	80-79	VG-5046 Std Only	Loc. Exh.; .502" OD; 0.3740" ID, 2.2500" O.A.L
8	Guide	80-79	VG-5005H Std Only	Loc. Exh.; Hardened; 0.3430" ID, 2.2500" O.A.L
8	Guide	80-79	VG-5005 Std Only	Loc. Exh.; Plain; 0.3430" ID, 2.2500" O.A.L
8	Guide	80-79	VG-5005T Std Only	Loc. Exh.; Threaded; 0.3425" ID, 2.2500" O.A.L
8	Guide	80-79	VG-5038 Std Only	Loc. Int.; 0.3430" ID, 2.1200" O.A.L
8	Guide, Bulk	80-79	VG-5005B Std Only	Loc. Exh.; Plain; Carton of 50; 0.3430" ID, 2.2500" O.A.L
8	Guide, Bulk	80-79	VG-5005TB Std Only	Loc. Exh.; Threaded; Carton of 50; 0.3425" ID, 2.2500" O.A.L
8	Guide, Bulk	80-79	VG-5038B Std Only	Loc. Int.; Carton of 50; 0.3430" ID, 2.1200" O.A.L
QTY	VALVE SPRING	YEARS	PART NO.	DESCRIPTION
8	Spring	80-79	VS-677 Std Only	Loc. Exh.; Incl. damper; 2.0300" Free Height
8	Spring	80-79	VS-739R Std Only	Loc. Exh.; Optional-H/D; 2.0000" Free Height
8	Spring	80-79	VS-677 Std Only	Loc. Int.; Incl. damper; 2.0300" Free Height
8	Spring	80-79	VS-739R Std Only	Loc. Int.; Optional-H/D; 2.0000" Free Height
8	Spring, Bulk	80-79	VS-677B Std Only	Loc. Exh.; Incl. damper; Carton of 250; 2.0300" Free Height
8	Spring, Bulk	80-79	VS-739RB Std Only	Loc. Exh.; Optional-H/D; Carton of 300; 2.0000" Free Height
8	Spring, Bulk	80-79	VS-677B Std Only	Loc. Int.; Incl. damper; Carton of 250; 2.0300" Free Height
8	Spring, Bulk	80-79	VS-739RB Std Only	Loc. Int.; Optional-H/D; Carton of 300; 2.0000" Free Height
QTY	VALVE SEAL	YEARS	PART NO.	DESCRIPTION
8	Valve Stem Seal	80-79	ST-2092 Std Only	Loc. Exh.; w/.343" stem dia.; Positive type, Metal Clad; (RBB) Rubber
8	Valve Stem Seal	80-79	ST-2003 Std Only	Loc. Exh.; w/.343" stem dia.; Positive type; Installation requires valve guide machining; (RBB) Rubber
8	Valve Stem Seal	80-79	ST-2004 Std Only	Loc. Exh.; w/.375" stem dia.; Positive type; Installation requires valve guide machining; (RBBTF) Rubber/PTFE
8	Valve Stem Seal	80-79	MV-1233C Std Only	Loc. Exhaust; O-Ring; (RBB) Rubber
8	Valve Stem Seal	80-79	ST-2092 Std Only	Loc. Int.; w/.343" stem dia.; Positive type, Metal Clad; (RBB) Rubber
8	Valve Stem Seal	80-79	ST-2003 Std Only	Loc. Int.; w/.343" stem dia.; Positive type; Installation requires valve guide machining; (RBB) Rubber
8	Valve Stem Seal	80-79	ST-2004 Std Only	Loc. Int.; w/.375" stem dia.; Positive type; Installation requires valve guide machining; (RBBTF) Rubber/PTFE
8	Valve Stem Seal	80-79	MV-1233C Std Only	Loc. Intake; O-Ring; (RBB) Rubber
8	Valve Stem Seal Bulk	80-79	ST-2003BC Std Only	Loc. Exh.; w/.343" stem dia.; Positive type; Installation requires valve guide machining; Carton of 100; (RBB) Rubber
8	Valve Stem Seal Bulk	80-79	ST-2004BC Std Only	Loc. Exh.; w/.375" stem dia.; Positive type; Installation requires valve guide machining; Carton of 100; (RBBTF) Rubber/PTFE
8	Valve Stem Seal Bulk	80-79	MV-1233 Std Only	Loc. Exhaust; O-Ring; Carton of 100; (RBB) Rubber
8	Valve Stem Seal Bulk	80-79	ST-2003BC Std Only	Loc. Int.; w/.343" stem dia.; Positive type; Installation requires valve guide machining; Carton of 100; (RBB) Rubber
8	Valve Stem Seal Bulk	80-79	ST-2004BC Std Only	Loc. Int.; w/.375" stem dia.; Positive type; Installation requires valve guide machining; Carton of 100; (RBBTF) Rubber/PTFE
8	Valve Stem Seal Bulk	80-79	MV-1233 Std Only	Loc. Intake; O-Ring; Carton of 100; (RBB) Rubber
QTY	VALVE SEAT	YEARS	PART NO.	DESCRIPTION
8	Seat	80-79	245-1687-2 Std Only	Loc. Exh.; 1.6925" OD, 1.4375" ID, 0.2160" Depth
8	Seat	80-79	245-1687-2N Std Only	Loc. Exh.; Premium Material; 1.6925" OD, 1.4375" ID, 0.2160" Depth
8	Seat	80-79	245-2062-1 Std Only	Loc. Int.; 2.0680" OD, 1.8125" ID, 0.2480" Depth
QTY	VALVE, MISC	YEARS	PART NO.	DESCRIPTION
32	Keeper	80-79	VK-115A Std Only	1 groove; Square cut key groove; Carton pack 24
32	Keeper	80-79	VK-115 Std Only	1 groove; Square cut key groove; Carton pack 32
32	Keeper	80-79	VK-115R Std Only	1 groove; Square cut key groove; Hardened
32	Keeper, Bulk	80-79	VK-115B Std Only	1 groove; Square cut key groove; Carton of 1000
16	Spring Insert	80-79	259-203C Std Only	.015"; Carton of 100

VALVE TRAIN

VALVE TRAIN

(continued on next page)

GMC Truck (Incl. SUV's)

45 305 5.0L (4999cc) OHV V8 (16 Valve) (Chevrolet), 3.736" Bore (GMC Eng.), 4 Bbl. "VIN H" 1980-1979
(cont.)

QTY	VALVE, MISC (cont.)	YEARS	PART NO.	DESCRIPTION
16	Spring Insert	80-79	259-203B Std Only	.030"; Carton of 100
16	Spring Insert	80-79	259-203BRS Std Only	.030"; Carton of 500
16	Spring Insert	80-79	259-203A Std Only	.060"; Carton of 100
16	Spring Insert	80-79	259-203ARS Std Only	.060"; Carton of 500
8	Rotocap	80-79	RC-157S Std Only	Loc. Exh.
QTY	PISTON	YEARS	PART NO.	DESCRIPTION
8	Cast Piston	80-79	454NP Std-20-30-40-60	Cast; .9275" Pin Dia.; 2 Rings 5/64 Groove, 1 Ring 3/16 Groove, 1.540 CD, Recessed Head .110 deep x 3.115 dia. - 8.5:1 C.R.
8	Cast Piston	80-79	611P Std-20-30-40-60	Cast; Use w/E-356K, E-356KC or E-356X ring set; For use w/350 crank w/o need to rebalance engine; .9275" Pin Dia.; 2 Rings 5/64 Groove, 1 Ring 3/16 Groove, 1.540 CD, Recessed Head .095 deep x 3.130 dia. w/4 valve reliefs
8	Cast Piston - Individual	80-79	W454NP Std-20-30-40-60	Cast; .9275" Pin Dia.; 2 Rings 5/64 Groove, 1 Ring 3/16 Groove, 1.540 CD, Recessed Head .110 deep x 3.115 dia. - 8.5:1 C.R.
8	Cast Piston - Individual	80-79	W611P Std-20-30-40-60	Cast; Use w/WE-356K or WE-356X ring set; For use w/350 crank w/o need to rebalance engine; .9275" Pin Dia.; 2 Rings 5/64 Groove, 1 Ring 3/16 Groove, 1.540 CD, Recessed Head .095 deep x 3.130 dia. w/4 valve reliefs
1	Cast Piston Set w/Prem. Rings	80-79	8K454NP 30 30-40-60	Cast; .9275" Pin Dia.; 1 Ring 5/64 Groove, 1 Ring 3/16 Groove, 1.540 CD, Recessed Head .110 deep x 3.115 dia. - 8.5:1 C.R.
1	Cast Piston Set w/Econ. Rings	80-79	8X454NP 20 20-30-40-60	Cast; .9275" Pin Dia.; 2 Rings 5/64 Groove, 1 Ring 3/16 Groove, 1.540 CD, Recessed Head .110 deep x 3.115 dia. - 8.5:1 C.R.
QTY	RINGS	YEARS	PART NO.	DESCRIPTION
1	Premium Set	80-79	E-356KC Std-10-20-40-60	.200" deep oil ring groove; 2-5/64, 1-3/16; Premium Chrome
1	Premium Set	80-79	E-356K Std-10-20-30-40-60	.200" deep oil ring groove; 2-5/64, 1-3/16; Premium Moly
1	Standard Set	80-79	E-356X Std-20-30-40-60	.200" deep oil ring groove; 2-5/64, 1-3/16; Iron
8	Standard Single Cylinder Set	80-79	WE-356X Std Only	.200" deep oil ring groove; 2-5/64, 1-3/16; Iron
QTY	ENGINE BEARINGS	YEARS	PART NO.	DESCRIPTION
1	Main Set	80-79	4663M Std-1-2-10-20-30-40-60	.020" O/S length flange brg.
1	Main Set	80-79	6688M 10 10-20-30	
1	Main Set	80-79	4663MA Std-1-2-10-20-30-40-60	A-Series aluminum bearings
1	Main Set	80-79	7329MA 10 10-20	A-Series aluminum bearings; .010" O/S length flange brg.
1	Main Set	80-79	7274MA 10X20 10X20	A-Series aluminum bearings; w/.020" O/S OD
1	Rod Set	80-79	8-2555A Std-1-10-20-30-40-50-60	A-Series aluminum bearings
1	Rod Set	80-79	8-2555A 10X2 10X2-20X2-30X2-40X2	A-Series aluminum bearings; Use in .002" O/S Rod Bore
1	Rod Set	80-79	8-2555CA 60 60	Unplated & resizeable
1	Rod Set	80-79	8-2555CP 10X2 + 10X2-20X2	Use in .002" O/S Rod Bore; Overplated copper-lead alloy; Superseded - When depleted use 8-2555A 10X2
8	Rod Pair	80-79	2555A Std-1-2-10-20-30-40-50-60	A-Series aluminum bearings
8	Rod Pair	80-79	2555CP Std-1-2-10-20-30-40-50	Overplated copper-lead alloy
8	Rod Pair	80-79	2555CA 60 60	Unplated & resizeable
8	Rod Pair	80-79	2555CP 10X2 + 10X2-20X2	Use in .002" O/S Rod Bore; Superseded - When depleted use 2555A 10X2
1	Cam Set	80-79	1750M Std Only	2.030" housing bore
1	Cam Set	80-79	1235M Std-1-10	Babbitt material; Full round design
1	Cam Set	80-79	1749M Std Only	Bi-Metal Aluminum
1	Cam Set	80-79	2100M Std Only	Race Performance
QTY	OIL PUMP	YEARS	PART NO.	DESCRIPTION
1	Oil Pump	80-79	224-4146	5/8" inlet
1	Oil Pump	80-79	224-4146A	High Pressure; 5/8" inlet
1	Oil Pump	80-79	224-4143	High Volume, check pan for clearance; 5/8" inlet; Use shaft w/steel guide
1	Inter. Shaft	80-79	224-6146E	Has steel shaft guide; Eliminates nylon shaft guide
1	Inter. Shaft	80-79	224-6146	Use w/nylon shaft guide
1	Oil Pump Shaft Guide	80-79	224-43343	Nylon
1	Screen Assy.	80-79	224-1246	5/8" inlet tube
QTY	GASKETS	YEARS	PART NO.	DESCRIPTION
1	Kit Gasket Set	80-79	260-1023	VINTAGE; Head bolts not incl.
2	Head Bolt Set	80-79	260-2500 Std Only	Replacement recommended
QTY	FREEZE PLUGS	YEARS	PART NO.	DESCRIPTION
1	Brass Block Plug Kit	80-79	381-8007	
1	Steel Block Plug Kit	80-79	381-4011	

KCOOL B

BLOCK

(continued on next page)

GMC Truck (Incl. SUV's)

305 5.0L (4999cc) OHV V8 (16 Valve) (Chevrolet), 3.736" Bore (GMC Eng.), 4 Bbl. "VIN H" 1980-1979 45
(cont.)

QTY	FREEZE PLUGS (cont.)	YEARS	PART NO.	DESCRIPTION
1	Brass Deep Cup Freeze Plug	80-79	381-9001	VINTAGE; 1.625" Diameter
1	Steel Deep Cup Freeze Plug	80-79	381-3095	0.500" Diameter
1	Steel Deep Cup Freeze Plug	80-79	381-3041	1.625" Diameter
1	Steel Shallow Cup Freeze Plug	80-79	381-2078	2.109" Diameter

305 5.0L (4999cc) OHV V8 (16 Valve) (Chevrolet), 3.736" Bore (GMC Eng.), 2 Bbl. "VIN Q" 1976 46

QTY	TIMING	YEARS	PART NO.	DESCRIPTION
1	3 Piece Set	76	KT3-499S	Powdered Metal Crank Sprocket; w/.405" tooth width sprocket; (1) 222-499; (1) 223-390; (1) 223-391
1	Timing Set w/Gaskets	76	CTS-1000	w/.405" tooth width sprocket
1	Timing Chain	76	222-499	Use w/.405" tooth width sprocket; 46 Links
1	Crank Sprocket	76	223-391	Powdered metal; .405" tooth width sprocket; 18 Teeth
1	Cam Sprocket	76	223-390	.405" tooth width sprocket; 36 Teeth
1	Cam Sprocket	76	223-390N	Nylon; .405" tooth width sprocket; 36 Teeth

QTY	CAMSHAFT/LIFTER	YEARS	PART NO.	DESCRIPTION
1	Camshaft	76	CS-673	VINTAGE; Hydraulic, (050) Duration at .050 Lobe Lift, 202 Exh., 189 Int., 109 Degrees Lobe Separation
1	Performance Cam	76	CS-1103R	Emissions Legal Cam; CARB E.O. No. D-292-1; Pro-1500 Perf. Cam; 0.42" Exh. Valve Lift, 0.398" Int. Valve Lift, Hydraulic, (050) Duration at .050 Lobe Lift, 204 Exh., 194 Int., 112 Degrees Lobe Separation
1	Performance Cam	76	CS-1014R	Emissions Legal Cam; CARB E.O. No. D-292-1; Pro-2000 Perf. Cam; 0.443" Exh. Valve Lift, 0.42" Int. Valve Lift, Hydraulic, (050) Duration at .050 Lobe Lift, 214 Exh., 204 Int., 112 Degrees Lobe Separation
1	Performance Cam	76	CS-1106R	Emissions Legal Cam; CARB E.O. No. D-292-1; Pro-3000 Perf. Cam; 0.465" Exh. Valve Lift, 0.443" Int. Valve Lift, Hydraulic, (050) Duration at .050 Lobe Lift, 224 Exh., 214 Int., 112 Degrees Lobe Separation
1	Prelube		55-403 Std Only	1.5 oz. packet
1	Prelube		55-400 Std Only	4 oz. bottle; 1.5 oz. packet No. 55-403 also avail.
16	Lifter	76	HT-817 Std Only	Hyd.
16	Lifter	76	HT-817R Std Only	Speed-Pro Hi-Revolution Hyd.
16	Lifter, Bulk	76	HT-817B Std Only	Hyd.; Carton of 128
16	Lifter, Bulk	76	HT-817RB Std Only	Speed-Pro Hi-Revolution Hyd.; Carton of 128

QTY	CAM KIT	YEARS	PART NO.	DESCRIPTION
1	Cam/Lifter Kit	76	KC-1103R	Emissions Legal Cam; CARB E.O. No. D-292-1; Hyd.; Pro-1500 Perf. Cam; Duration at .050", 194 Int., 204 Exh.; Valve lift .398" Int., .420" Exh.; Lobe Separation 112 Degrees; (1) 55-403B; (1) CS-1103R; (16) HT-817
1	Cam/Lifter Kit	76	KC-1014R	Emissions Legal Cam; CARB E.O. No. D-292-1; Hyd.; Pro-2000 Perf. Cam; Duration at .050", 204 Int., 214 Exh.; Valve lift .420" Int., .443" Exh.; Lobe Separation 112 Degrees; (1) 55-403B; (1) CS-1014R; (16) HT-817
1	Cam/Lifter Kit	76	KC-1106R	Emissions Legal Cam; CARB E.O. No. D-292-1; Hyd.; Pro-3000 Perf. Cam; Duration at .050", 214 Int., 224 Exh.; Valve lift .443" Int., .465" Exh.; Lobe Separation 112 Degrees; (1) 55-403B; (1) CS-1106R; (16) HT-817
1	Cam/Lifter/Timing Kit	76	KCT-1014R	Emissions Legal Cam; CARB E.O. No. D-292-1; Hyd.; Pro-2000 Perf. Cam; Duration at .050", 204 Int., 214 Exh.; Valve lift .420" Int., .443" Exh.; Lobe Separation 112 Degrees; (1) 55-403B; (1) CS-1014R; (1) CTS-1100NR; (16) HT-817

QTY	PUSH ROD	YEARS	PART NO.	DESCRIPTION
16	Push Rod	76	RP-3093 Std Only	7.7940" O.A.L.
16	Push Rod	76	RP-3212R Std-100-150-200	Chrome-Moly; 7.7900" O.A.L.
16	Push Rod, Bulk	76	BRP-3093 Std Only	Carton of 100; 7.7940" O.A.L.
16	Push Rod, Bulk	76	BRP-3212R Std-100	Chrome-Moly; Carton of 100; 7.7900" O.A.L.

QTY	ROCKER PARTS	YEARS	PART NO.	DESCRIPTION
16	Arm Assy.	76	R-826 Std Only	Incl. arm, ball & nut
16	Arm Assy., Bulk	76	R-826B Std Only	Incl. arm, ball & nut; Carton of 64
16	Arm	76	R-826A Std Only	
16	Rocker Arm Ball	76	MR-1783 Std Only	
16	Nut	76	MR-1751 Std Only	Self-locking, 3/8" x 24 threads
16	Stud	76	MR-1752 Std Only	.003" O/S; 3/8" x 24 x 2.495"
16	Stud	76	MR-1949 Std Only	.372" x 24 x 2.495"

QTY	VALVE	YEARS	PART NO.	DESCRIPTION
8	Exhaust	76	V-1904 Std-3-15-30	Chrome plated stem; 1.5000" Head Dia., 0.3414" Stem Dia., 4.9280" O.A.L.
8	Exhaust	76	V-2449X Std Only	Inconel X-751; Chrome plated stem; Premium Material; 1.5000" Head Dia., 0.3718" Stem Dia., 4.9230" O.A.L.

VALVE TRAIN

VALVE TRAIN

(continued on next page)

GMC Truck (Incl. SUV's)

46 305 5.0L (4999cc) OHV V8 (16 Valve) (Chevrolet), 3.736" Bore (GMC Eng.), 2 Bbl. "VIN Q" 1976
(cont.)

QTY	VALVE (cont.)	YEARS	PART NO.	DESCRIPTION
8	Exhaust, Bulk	76	V-1904B Std-15	Chrome plated stem; Carton of 25; 1.5000" Head Dia., 0.3414" Stem Dia., 4.9280" O.A.L.
8	Intake	76	V-1927 Std-15	Chrome plated stem; 1.7200" Head Dia., 0.3413" Stem Dia., 4.9170" O.A.L.
8	Intake, Bulk	76	V-1927B Std Only	Chrome plated stem; Carton of 25; 1.7200" Head Dia., 0.3413" Stem Dia., 4.9170" O.A.L.
QTY	VALVE GUIDE	YEARS	PART NO.	DESCRIPTION
8	Guide	76	VG-5046 Std Only	Loc. Exh.; .502" OD; 0.3740" ID, 2.2500" O.A.L
8	Guide	76	VG-5038 Std Only	Loc. Int.; 0.3430" ID, 2.1200" O.A.L
8	Guide, Bulk	76	VG-5038B Std Only	Loc. Int.; Carton of 50; 0.3430" ID, 2.1200" O.A.L
QTY	VALVE SPRING	YEARS	PART NO.	DESCRIPTION
8	Spring	76	VS-727 Std Only	Loc. Exh.; Incl. damper; 1.9100" Free Height
8	Spring	76	VS-677 Std Only	Loc. Int.; Incl. damper; 2.0300" Free Height
8	Spring, Bulk	76	VS-727B Std Only	Loc. Exh.; Incl. damper; Carton of 250; 1.9100" Free Height
8	Spring, Bulk	76	VS-677B Std Only	Loc. Int.; Incl. damper; Carton of 250; 2.0300" Free Height
QTY	VALVE SEAL	YEARS	PART NO.	DESCRIPTION
8	Valve Stem Seal	76	ST-2092 Std Only	Loc. Exh.; w/.343" stem dia.; Positive type, Metal Clad; (RBB) Rubber
8	Valve Stem Seal	76	ST-2003 Std Only	Loc. Exh.; w/.343" stem dia.; Positive type; Installation requires valve guide machining; (RBB) Rubber
8	Valve Stem Seal	76	ST-2004 Std Only	Loc. Exh.; w/.375" stem dia.; Positive type; Installation requires valve guide machining; (RBBTF) Rubber/PTFE
8	Valve Stem Seal	76	MV-1233C Std Only	Loc. Exhaust; O-Ring; (RBB) Rubber
8	Valve Stem Seal	76	ST-2092 Std Only	Loc. Int.; w/.343" stem dia.; Positive type, Metal Clad; (RBB) Rubber
8	Valve Stem Seal	76	ST-2003 Std Only	Loc. Int.; w/.343" stem dia.; Positive type; Installation requires valve guide machining; (RBB) Rubber
8	Valve Stem Seal	76	ST-2004 Std Only	Loc. Int.; w/.375" stem dia.; Positive type; Installation requires valve guide machining; (RBBTF) Rubber/PTFE
8	Valve Stem Seal	76	MV-1233C Std Only	Loc. Intake; O-Ring; (RBB) Rubber
8	Valve Stem Seal Bulk	76	ST-2003BC Std Only	Loc. Exh.; w/.343" stem dia.; Positive type; Installation requires valve guide machining; Carton of 100; (RBB) Rubber
8	Valve Stem Seal Bulk	76	ST-2004BC Std Only	Loc. Exh.; w/.375" stem dia.; Positive type; Installation requires valve guide machining; Carton of 100; (RBBTF) Rubber/PTFE
8	Valve Stem Seal Bulk	76	MV-1233 Std Only	Loc. Exhaust; O-Ring; Carton of 100; (RBB) Rubber
8	Valve Stem Seal Bulk	76	ST-2003BC Std Only	Loc. Int.; w/.343" stem dia.; Positive type; Installation requires valve guide machining; Carton of 100; (RBB) Rubber
8	Valve Stem Seal Bulk	76	ST-2004BC Std Only	Loc. Int.; w/.375" stem dia.; Positive type; Installation requires valve guide machining; Carton of 100; (RBBTF) Rubber/PTFE
8	Valve Stem Seal Bulk	76	MV-1233 Std Only	Loc. Intake; O-Ring; Carton of 100; (RBB) Rubber
QTY	VALVE SEAT	YEARS	PART NO.	DESCRIPTION
8	Seat	76	245-1687-2 Std Only	Loc. Exh.; 1.6925" OD, 1.4375" ID, 0.2160" Depth
8	Seat	76	245-1687-2N Std Only	Loc. Exh.; Premium Material; 1.6925" OD, 1.4375" ID, 0.2160" Depth
8	Seat	76	245-2062-1 Std Only	Loc. Int.; 2.0680" OD, 1.8125" ID, 0.2480" Depth
QTY	VALVE, MISC	YEARS	PART NO.	DESCRIPTION
32	Keeper	76	VK-115A Std Only	1 groove; Square cut key groove; Carton pack 24
32	Keeper	76	VK-115 Std Only	1 groove; Square cut key groove; Carton pack 32
32	Keeper	76	VK-115R Std Only	1 groove; Square cut key groove; Hardened
32	Keeper, Bulk	76	VK-115B Std Only	1 groove; Square cut key groove; Carton of 1000
16	Spring Insert	76	259-203C Std Only	.015"; Carton of 100
16	Spring Insert	76	259-203B Std Only	.030"; Carton of 100
16	Spring Insert	76	259-203BRS Std Only	.030"; Carton of 500
16	Spring Insert	76	259-203A Std Only	.060"; Carton of 100
16	Spring Insert	76	259-203ARS Std Only	.060"; Carton of 500
8	Rotocap	76	RC-157S Std Only	Loc. Exh.
QTY	PISTON	YEARS	PART NO.	DESCRIPTION
8	Cast Piston	76	454NP Std-20-30-40-60	Cast; .9275" Pin Dia.; 2 Rings 5/64 Groove, 1 Ring 3/16 Groove, 1.540 CD, Recessed Head .110 deep x 3.115 dia. - 8.5:1 C.R.
8	Cast Piston	76	611P Std-20-30-40-60	Cast; Use w/E-356K, E-356KC or E-356X ring set; For use w/350 crank w/o need to rebalance engine; .9275" Pin Dia.; 2 Rings 5/64 Groove, 1 Ring 3/16 Groove, 1.540 CD, Recessed Head .095 deep x 3.130 dia. w/4 valve reliefs
8	Cast Piston - Individual	76	W454NP Std-20-30-40-60	Cast; .9275" Pin Dia.; 2 Rings 5/64 Groove, 1 Ring 3/16 Groove, 1.540 CD, Recessed Head .110 deep x 3.115 dia. - 8.5:1 C.R.

VALVE TRAIN

VALVE TRAIN

BLOCK

BLOCK

(continued on next page)

GMC Truck (Incl. SUV's)

305 5.0L (4999cc) OHV V8 (16 Valve) (Chevrolet), 3.736" Bore (GMC Eng.), 2 Bbl. "VIN Q" 1976 46
(cont.)

QTY	PISTON (cont.)	YEARS	PART NO.	DESCRIPTION
8	Cast Piston - Individual	76	W611P Std-20-30-40-60	Cast; Use w/WE-356K or WE-356X ring set; For use w/350 crank w/o need to rebalance engine; .9275" Pin Dia.; 2 Rings 5/64 Groove, 1 Ring 3/16 Groove, 1.540 CD, Recessed Head .095 deep x 3.130 dia. w/4 valve reliefs
1	Cast Piston Set w/Prem. Rings	76	8K454NP 30 30-40-60	Cast; .9275" Pin Dia.; 1 Ring 5/64 Groove, 1 Ring 3/16 Groove, 1.540 CD, Recessed Head .110 deep x 3.115 dia. - 8.5:1 C.R.
1	Cast Piston Set w/Econ. Rings	76	8X454NP 20 20-30-40-60	Cast; .9275" Pin Dia.; 2 Rings 5/64 Groove, 1 Ring 3/16 Groove, 1.540 CD, Recessed Head .110 deep x 3.115 dia. - 8.5:1 C.R.
QTY	RINGS	YEARS	PART NO.	DESCRIPTION
1	Premium Set	76	E-356K Std-10-20-40-60	.200" deep oil ring groove; 2-5/64, 1-3/16; Premium Chrome
1	Premium Set	76	E-356K Std-10-20-30-40-60	.200" deep oil ring groove; 2-5/64, 1-3/16; Premium Moly
1	Standard Set	76	E-356X Std-20-30-40-60	.200" deep oil ring groove; 2-5/64, 1-3/16; Iron
8	Standard Single Cylinder Set	76	WE-356X Std Only	.200" deep oil ring groove; 2-5/64, 1-3/16; Iron
QTY	ENGINE BEARINGS	YEARS	PART NO.	DESCRIPTION
1	Main Set	76	4663M Std-1-2-10-20-30-40-60	
1	Main Set	76	6688M 10 10-20-30	.020" O/S length flange brg.
1	Main Set	76	4663MA Std-1-2-10-20-30-40-60	A-Series aluminum bearings
1	Main Set	76	7329MA 10 10-20	A-Series aluminum bearings ; .010" O/S length flange brg.
1	Main Set	76	7274MA 10X20 10X20	A-Series aluminum bearings ; w/.020" O/S OD
1	Rod Set	76	8-2555A Std-1-10-20-30-40-50-60	A-Series aluminum bearings
1	Rod Set	76	8-2555A 10X2 10X2-20X2-30X2-40X2	A-Series aluminum bearings ; Use in .002" O/S Rod Bore
1	Rod Set	76	8-2555CA 60 60	Unplated & resizeable
1	Rod Set	76	8-2555CP 10X2 + 10X2-20X2	Use in .002" O/S Rod Bore; Overplated copper-lead alloy; Superseded - When depleted use 8-2555A 10X2
8	Rod Pair	76	2555A Std-1-2-10-20-30-40-50-60	A-Series aluminum bearings
8	Rod Pair	76	2555CP Std-1-2-10-20-30-40-50	Overplated copper-lead alloy
8	Rod Pair	76	2555CA 60 60	Unplated & resizeable
8	Rod Pair	76	2555CP 10X2 + 10X2-20X2	Use in .002" O/S Rod Bore; Superseded - When depleted use 2555A 10X2
1	Cam Set	76	1750M Std Only	2.030" housing bore
1	Cam Set	76	1235M Std-1-10	Babbitt material; Full round design
1	Cam Set	76	1749M Std Only	Bi-Metal Aluminum
1	Cam Set	76	2100M Std Only	Race Performance
QTY	OIL PUMP	YEARS	PART NO.	DESCRIPTION
1	Oil Pump	76	224-4146	5/8" inlet
1	Oil Pump	76	224-4146A	High Pressure; 5/8" inlet
1	Oil Pump	76	224-4143	High Volume, check pan for clearance; 5/8" inlet; Use shaft w/steel guide
1	Inter. Shaft	76	224-6146E	Has steel shaft guide; Eliminates nylon shaft guide
1	Inter. Shaft	76	224-6146	Use w/nylon shaft guide
1	Oil Pump Shaft Guide	76	224-43343	Nylon
QTY	GASKETS	YEARS	PART NO.	DESCRIPTION
1	Kit Gasket Set	76	260-1023	VINTAGE; Head bolts not incl.
2	Head Bolt Set	76	260-2500 Std Only	Replacement recommended
QTY	FREEZE PLUGS	YEARS	PART NO.	DESCRIPTION
1	Brass Block Plug Kit	76	381-8007	
1	Steel Block Plug Kit	76	381-4011	
1	Brass Deep Cup Freeze Plug	76	381-9001	VINTAGE; 1.625" Diameter
1	Steel Deep Cup Freeze Plug	76	381-3095	0.500" Diameter
1	Steel Deep Cup Freeze Plug	76	381-3041	1.625" Diameter
1	Steel Shallow Cup Freeze Plug	76	381-2078	2.109" Diameter

305 5.0L (4999cc) OHV V8 (16 Valve) (Chevrolet), 3.736" Bore (GMC Eng.), 2 Bbl. "VIN U" 1979-1976 47

QTY	TIMING	YEARS	PART NO.	DESCRIPTION
1	3 Piece Set	79-76	KT3-499S	Powdered Metal Crank Sprocket; w/.405" tooth width sprocket; (1) 222-499; (1) 223-390; (1) 223-391
1	Timing Set w/Gaskets	79-76	CTS-1000	w/.405" tooth width sprocket
1	Timing Chain	79-76	222-499	Use w/.405" tooth width sprocket; 46 Links
1	Crank Sprocket	79-76	223-391	Powdered metal; .405" tooth width sprocket; 18 Teeth
1	Cam Sprocket	79-76	223-390	.405" tooth width sprocket; 36 Teeth
1	Cam Sprocket	79-76	223-390N	Nylon; .405" tooth width sprocket; 36 Teeth

(continued on next page)

GMC Truck (Incl. SUV's)

47 305 5.0L (4999cc) OHV V8 (16 Valve) (Chevrolet), 3.736" Bore (GMC Eng.), 2 Bbl. "VIN U" 1979-1976
(cont.)

VALVE TRAIN

VALVE TRAIN

QTY	CAMSHAFT/LIFTER	YEARS	PART NO.	DESCRIPTION
1	Camshaft	79-76	CS-673	VINTAGE; Hydraulic, (050) Duration at .050 Lobe Lift, 202 Exh., 189 Int., 109 Degrees Lobe Separation
1	Performance Cam	79-76	CS-1103R	Emissions Legal Cam; CARB E.O. No. D-292-1; Pro-1500 Perf. Cam; 0.42" Exh. Valve Lift, 0.398" Int. Valve Lift, Hydraulic, (050) Duration at .050 Lobe Lift, 204 Exh., 194 Int., 112 Degrees Lobe Separation
1	Performance Cam	79-76	CS-1014R	Emissions Legal Cam; CARB E.O. No. D-292-1; Pro-2000 Perf. Cam; 0.443" Exh. Valve Lift, 0.42" Int. Valve Lift, Hydraulic, (050) Duration at .050 Lobe Lift, 214 Exh., 204 Int., 112 Degrees Lobe Separation
1	Performance Cam	79-76	CS-1106R	Emissions Legal Cam; CARB E.O. No. D-292-1; Pro-3000 Perf. Cam; 0.465" Exh. Valve Lift, 0.443" Int. Valve Lift, Hydraulic, (050) Duration at .050 Lobe Lift, 224 Exh., 214 Int., 112 Degrees Lobe Separation
1	Prelube		55-403 Std Only	1.5 oz. packet
1	Prelube		55-400 Std Only	4 oz. bottle; 1.5 oz. packet No. 55-403 also avail.
16	Lifter	79-76	HT-817 Std Only	Hyd.
16	Lifter	79-76	HT-817R Std Only	Speed-Pro Hi-Revolution Hyd.
16	Lifter, Bulk	79-76	HT-817B Std Only	Hyd.; Carton of 128
16	Lifter, Bulk	79-76	HT-817RB Std Only	Speed-Pro Hi-Revolution Hyd.; Carton of 128
QTY	CAM KIT	YEARS	PART NO.	DESCRIPTION
1	Cam/Lifter Kit	79-76	KC-1103R	Emissions Legal Cam; CARB E.O. No. D-292-1; Hyd.; Pro-1500 Perf. Cam; Duration at .050", 194 Int., 204 Exh.; Valve lift .398" Int., .420" Exh.; Lobe Separation 112 Degrees; (1) 55-403B; (1) CS-1103R; (16) HT-817
1	Cam/Lifter Kit	79-76	KC-1014R	Emissions Legal Cam; CARB E.O. No. D-292-1; Hyd.; Pro-2000 Perf. Cam; Duration at .050", 204 Int., 214 Exh.; Valve lift .420" Int., .443" Exh.; Lobe Separation 112 Degrees; (1) 55-403B; (1) CS-1014R; (16) HT-817
1	Cam/Lifter Kit	79-76	KC-1106R	Emissions Legal Cam; CARB E.O. No. D-292-1; Hyd.; Pro-3000 Perf. Cam; Duration at .050", 214 Int., 224 Exh.; Valve lift .443" Int., .465" Exh.; Lobe Separation 112 Degrees; (1) 55-403B; (1) CS-1106R; (16) HT-817
1	Cam/Lifter/Timing Kit	79-76	KCT-1014R	Emissions Legal Cam; CARB E.O. No. D-292-1; Hyd.; Pro-2000 Perf. Cam; Duration at .050", 204 Int., 214 Exh.; Valve lift .420" Int., .443" Exh.; Lobe Separation 112 Degrees; (1) 55-403B; (1) CS-1014R; (1) CTS-1100NR; (16) HT-817
QTY	PUSH ROD	YEARS	PART NO.	DESCRIPTION
16	Push Rod	79-76	RP-3093 Std Only	7.7940" O.A.L.
16	Push Rod	79-76	RP-3212R Std-100-150-200	Chrome-Moly; 7.7900" O.A.L.
16	Push Rod, Bulk	79-76	BRP-3093 Std Only	Carton of 100; 7.7940" O.A.L.
16	Push Rod, Bulk	79-76	BRP-3212R Std-100	Chrome-Moly; Carton of 100; 7.7900" O.A.L.
QTY	ROCKER PARTS	YEARS	PART NO.	DESCRIPTION
16	Arm Assy.	79-76	R-826 Std Only	Incl. arm, ball & nut
16	Arm Assy., Bulk	79-76	R-826B Std Only	Incl. arm, ball & nut; Carton of 64
16	Arm	79-76	R-826A Std Only	
16	Rocker Arm Ball	79-76	MR-1783 Std Only	
16	Nut	79-76	MR-1751 Std Only	Self-locking, 3/8" x 24 threads
16	Stud	79-76	MR-1752 Std Only	.003" O/S; 3/8" x 24 x 2.495"
16	Stud	79-76	MR-1949 Std Only	.372" x 24 x 2.495"
QTY	VALVE	YEARS	PART NO.	DESCRIPTION
8	Exhaust	79-76	V-1904 Std-3-15-30	Chrome plated stem; 1.5000" Head Dia., 0.3414" Stem Dia., 4.9280" O.A.L.
8	Exhaust	79-76	V-2449X Std Only	Inconel X-751; Chrome plated stem; Premium Material; 1.5000" Head Dia., 0.3718" Stem Dia., 4.9230" O.A.L.
8	Exhaust	78-77	V-1988X Std-3-15	1 groove; Chrome plated stem; Stellite face; 1.5000" Head Dia., 0.3718" Stem Dia., 4.9230" O.A.L.
8	Exhaust, Bulk	79-76	V-1904B Std-15	Chrome plated stem; Carton of 25; 1.5000" Head Dia., 0.3414" Stem Dia., 4.9280" O.A.L.
8	Exhaust, Bulk	78-77	V-1988XB Std-15	1 groove; Chrome plated stem; Stellite face; Carton of 25; 1.5000" Head Dia., 0.3718" Stem Dia., 4.9230" O.A.L.
8	Intake	79-76	V-1927 Std-15	Chrome plated stem; 1.7200" Head Dia., 0.3413" Stem Dia., 4.9170" O.A.L.
8	Intake, Bulk	79-76	V-1927B Std Only	Chrome plated stem; Carton of 25; 1.7200" Head Dia., 0.3413" Stem Dia., 4.9170" O.A.L.
QTY	VALVE GUIDE	YEARS	PART NO.	DESCRIPTION
8	Guide	79-76	VG-5046 Std Only	Loc. Exh.; .502" OD; 0.3740" ID, 2.2500" O.A.L
8	Guide	79-77	VG-5005H Std Only	Loc. Exh.; Hardened; 0.3430" ID, 2.2500" O.A.L
8	Guide	79-77	VG-5005 Std Only	Loc. Exh.; Plain; 0.3430" ID, 2.2500" O.A.L
8	Guide	79-77	VG-5005T Std Only	Loc. Exh.; Threaded; 0.3425" ID, 2.2500" O.A.L
8	Guide	79-76	VG-5038 Std Only	Loc. Int.; 0.3430" ID, 2.1200" O.A.L

(continued on next page)

GMC Truck (Incl. SUV's)

**305 5.0L (4999cc) OHV V8 (16 Valve) (Chevrolet), 3.736" Bore (GMC Eng.), 2 Bbl. "VIN U" 1979-1976 47
(cont.)**

QTY	VALVE GUIDE (cont.)	YEARS	PART NO.	DESCRIPTION
8	Guide, Bulk	79-77	VG-5005B Std Only	Loc. Exh.; Plain; Carton of 50; 0.3430" ID, 2.2500" O.A.L
8	Guide, Bulk	79-77	VG-5005TB Std Only	Loc. Exh.; Threaded; Carton of 50; 0.3425" ID, 2.2500" O.A.L
8	Guide, Bulk	79-76	VG-5038B Std Only	Loc. Int.; Carton of 50; 0.3430" ID, 2.1200" O.A.L
QTY	VALVE SPRING	YEARS	PART NO.	DESCRIPTION
8	Spring	79-78	VS-677 Std Only	Loc. Exh.; Incl. damper; 2.0300" Free Height
8	Spring	79-78	VS-739R Std Only	Loc. Exh.; Optional-H/D; 2.0000" Free Height
8	Spring	79-76	VS-677 Std Only	Loc. Int.; Incl. damper; 2.0300" Free Height
8	Spring	79-78	VS-739R Std Only	Loc. Int.; Optional-H/D; 2.0000" Free Height
8	Spring	77-76	VS-727 Std Only	Loc. Exh.; Incl. damper; 1.9100" Free Height
8	Spring, Bulk	79-78	VS-677B Std Only	Loc. Exh.; Incl. damper; Carton of 250; 2.0300" Free Height
8	Spring, Bulk	79-78	VS-739RB Std Only	Loc. Exh.; Optional-H/D; Carton of 300; 2.0000" Free Height
8	Spring, Bulk	79-76	VS-677B Std Only	Loc. Int.; Incl. damper; Carton of 250; 2.0300" Free Height
8	Spring, Bulk	79-78	VS-739RB Std Only	Loc. Int.; Optional-H/D; Carton of 300; 2.0000" Free Height
8	Spring, Bulk	77-76	VS-727B Std Only	Loc. Exh.; Incl. damper; Carton of 250; 1.9100" Free Height
QTY	VALVE SEAL	YEARS	PART NO.	DESCRIPTION
8	Valve Stem Seal	79-76	ST-2092 Std Only	Loc. Exh.; w/.343" stem dia.; Positive type, Metal Clad; (RBB) Rubber
8	Valve Stem Seal	79-76	ST-2003 Std Only	Loc. Exh.; w/.343" stem dia.; Positive type; Installation requires valve guide machining; (RBB) Rubber
8	Valve Stem Seal	79-76	ST-2004 Std Only	Loc. Exh.; w/.375" stem dia.; Positive type; Installation requires valve guide machining; (RBBTF) Rubber/PTFE
8	Valve Stem Seal	79-76	MV-1233C Std Only	Loc. Exhaust; O-Ring; (RBB) Rubber
8	Valve Stem Seal	79-76	ST-2092 Std Only	Loc. Int.; w/.343" stem dia.; Positive type, Metal Clad; (RBB) Rubber
8	Valve Stem Seal	79-76	ST-2003 Std Only	Loc. Int.; w/.343" stem dia.; Positive type; Installation requires valve guide machining; (RBB) Rubber
8	Valve Stem Seal	79-76	ST-2004 Std Only	Loc. Int.; w/.375" stem dia.; Positive type; Installation requires valve guide machining; (RBBTF) Rubber/PTFE
8	Valve Stem Seal	79-76	MV-1233C Std Only	Loc. Intake; O-Ring; (RBB) Rubber
8	Valve Stem Seal Bulk	79-76	ST-2003BC Std Only	Loc. Exh.; w/.343" stem dia.; Positive type; Installation requires valve guide machining; Carton of 100; (RBB) Rubber
8	Valve Stem Seal Bulk	79-76	ST-2004BC Std Only	Loc. Exh.; w/.375" stem dia.; Positive type; Installation requires valve guide machining; Carton of 100; (RBBTF) Rubber/PTFE
8	Valve Stem Seal Bulk	79-76	MV-1233 Std Only	Loc. Exhaust; O-Ring; Carton of 100; (RBB) Rubber
8	Valve Stem Seal Bulk	79-76	ST-2003BC Std Only	Loc. Int.; w/.343" stem dia.; Positive type; Installation requires valve guide machining; Carton of 100; (RBB) Rubber
8	Valve Stem Seal Bulk	79-76	ST-2004BC Std Only	Loc. Int.; w/.375" stem dia.; Positive type; Installation requires valve guide machining; Carton of 100; (RBBTF) Rubber/PTFE
8	Valve Stem Seal Bulk	79-76	MV-1233 Std Only	Loc. Intake; O-Ring; Carton of 100; (RBB) Rubber
QTY	VALVE SEAT	YEARS	PART NO.	DESCRIPTION
8	Seat	79-76	245-1687-2 Std Only	Loc. Exh.; 1.6925" OD, 1.4375" ID, 0.2160" Depth
8	Seat	79-76	245-1687-2N Std Only	Loc. Exh.; Premium Material; 1.6925" OD, 1.4375" ID, 0.2160" Depth
8	Seat	79-76	245-2062-1 Std Only	Loc. Int.; 2.0680" OD, 1.8125" ID, 0.2480" Depth
QTY	VALVE, MISC	YEARS	PART NO.	DESCRIPTION
32	Keeper	79-76	VK-115A Std Only	1 groove; Square cut key groove; Carton pack 24
32	Keeper	79-76	VK-115 Std Only	1 groove; Square cut key groove; Carton pack 32
32	Keeper	79-76	VK-115R Std Only	1 groove; Square cut key groove; Hardened
32	Keeper, Bulk	79-76	VK-115B Std Only	1 groove; Square cut key groove; Carton of 1000
16	Spring Insert	79-76	259-203C Std Only	.015"; Carton of 100
16	Spring Insert	79-76	259-203B Std Only	.030"; Carton of 100
16	Spring Insert	79-76	259-203BRS Std Only	.030"; Carton of 500
16	Spring Insert	79-76	259-203A Std Only	.060"; Carton of 100
16	Spring Insert	79-76	259-203ARS Std Only	.060"; Carton of 500
8	Rotocap	79-76	RC-157S Std Only	Loc. Exh.
QTY	PISTON	YEARS	PART NO.	DESCRIPTION
8	Cast Piston	79-76	454NP Std-20-30-40-60	Cast; .9275" Pin Dia.; 2 Rings 5/64 Groove, 1 Ring 3/16 Groove, 1.540 CD, Recessed Head .110 deep x 3.115 dia. - 8.5:1 C.R.
8	Cast Piston	79-76	611P Std-20-30-40-60	Cast; Use w/E-356K, E-356KC or E-356X ring set; For use w/350 crank w/o need to rebalance engine; .9275" Pin Dia.; 2 Rings 5/64 Groove, 1 Ring 3/16 Groove, 1.540 CD, Recessed Head .095 deep x 3.130 dia. w/4 valve reliefs
8	Cast Piston - Individual	79-76	W454NP Std-20-30-40-60	Cast; .9275" Pin Dia.; 2 Rings 5/64 Groove, 1 Ring 3/16 Groove, 1.540 CD, Recessed Head .110 deep x 3.115 dia. - 8.5:1 C.R.

VALVE TRAIN

VALVE TRAIN

BLOCK

BLOCK

(continued on next page)

GMC Truck (Incl. SUV's)

47 305 5.0L (4999cc) OHV V8 (16 Valve) (Chevrolet), 3.736" Bore (GMC Eng.), 2 Bbl. "VIN U" 1979-1976 (cont.)

QTY	PISTON (cont.)	YEARS	PART NO.	DESCRIPTION
8	Cast Piston - Individual	79-76	W611P Std-20-30-40-60	Cast; Use w/WE-356K or WE-356X ring set; For use w/350 crank w/o need to rebalance engine; .9275" Pin Dia.; 2 Rings 5/64 Groove, 1 Ring 3/16 Groove, 1.540 CD, Recessed Head .095 deep x 3.130 dia. w/4 valve reliefs
1	Cast Piston Set w/Prem. Rings	79-76	8K454NP 30 30-40-60	Cast; .9275" Pin Dia.; 1 Ring 5/64 Groove, 1 Ring 3/16 Groove, 1.540 CD, Recessed Head .110 deep x 3.115 dia. - 8.5:1 C.R.
1	Cast Piston Set w/Econ. Rings	79-76	8X454NP 20 20-30-40-60	Cast; .9275" Pin Dia.; 2 Rings 5/64 Groove, 1 Ring 3/16 Groove, 1.540 CD, Recessed Head .110 deep x 3.115 dia. - 8.5:1 C.R.
QTY	RINGS	YEARS	PART NO.	DESCRIPTION
1	Premium Set	79-76	E-356KC Std-10-20-40-60	.200" deep oil ring groove; 2-5/64, 1-3/16; Premium Chrome
1	Premium Set	79-76	E-356K Std-10-20-30-40-60	.200" deep oil ring groove; 2-5/64, 1-3/16; Premium Moly
1	Standard Set	79-76	E-356X Std-20-30-40-60	.200" deep oil ring groove; 2-5/64, 1-3/16; Iron
8	Standard Single Cylinder Set	79-76	WE-356X Std Only	.200" deep oil ring groove; 2-5/64, 1-3/16; Iron
QTY	ENGINE BEARINGS	YEARS	PART NO.	DESCRIPTION
1	Main Set	79-76	4663M Std-1-2-10-20-30-40-60	
1	Main Set	79-76	6688M 10 10-20-30	.020" O/S length flange brg.
1	Main Set	79-76	4663MA Std-1-2-10-20-30-40-60	A-Series aluminum bearings
1	Main Set	79-76	7329MA 10 10-20	A-Series aluminum bearings; .010" O/S length flange brg.
1	Main Set	79-76	7274MA 10X20 10X20	A-Series aluminum bearings; w/.020" O/S OD
1	Rod Set	79-76	8-2555A Std-1-10-20-30-40-50-60	A-Series aluminum bearings
1	Rod Set	79-76	8-2555A 10X2 10X2-20X2-30X2-40X2	A-Series aluminum bearings; Use in .002" O/S Rod Bore
1	Rod Set	79-76	8-2555CA 60 60	Unplated & resizeable
1	Rod Set	79-76	8-2555CP 10X2 + 10X2-20X2	Use in .002" O/S Rod Bore; Overplated copper-lead alloy; Superseded - When depleted use 8-2555A 10X2
8	Rod Pair	79-76	2555A Std-1-2-10-20-30-40-50-60	A-Series aluminum bearings
8	Rod Pair	79-76	2555CP Std-1-2-10-20-30-40-50	Overplated copper-lead alloy
8	Rod Pair	79-76	2555CA 60 60	Unplated & resizeable
8	Rod Pair	79-76	2555CP 10X2 + 10X2-20X2	Use in .002" O/S Rod Bore; Superseded - When depleted use 2555A 10X2
1	Cam Set	79-76	1750M Std Only	2.030" housing bore
1	Cam Set	79-76	1235M Std-1-10	Babbitt material; Full round design
1	Cam Set	79-76	1749M Std Only	Bi-Metal Aluminum
1	Cam Set	79-76	2100M Std Only	Race Performance
QTY	OIL PUMP	YEARS	PART NO.	DESCRIPTION
1	Oil Pump	79-76	224-4146	5/8" inlet
1	Oil Pump	79-76	224-4146A	High Pressure; 5/8" inlet
1	Oil Pump	79-76	224-4143	High Volume, check pan for clearance; 5/8" inlet; Use shaft w/steel guide
1	Inter. Shaft	79-76	224-6146E	Has steel shaft guide; Eliminates nylon shaft guide
1	Inter. Shaft	79-76	224-6146	Use w/nylon shaft guide
1	Oil Pump Shaft Guide	79-76	224-43343	Nylon
1	Screen Assy.	79-77	224-1246	5/8" inlet tube
QTY	GASKETS	YEARS	PART NO.	DESCRIPTION
1	Kit Gasket Set	79-76	260-1023	VINTAGE; Head bolts not incl.
2	Head Bolt Set	79-76	260-2500 Std Only	Replacement recommended
QTY	FREEZE PLUGS	YEARS	PART NO.	DESCRIPTION
1	Brass Block Plug Kit	79-76	381-8007	
1	Steel Block Plug Kit	79-76	381-4011	
1	Brass Deep Cup Freeze Plug	79-76	381-9001	VINTAGE; 1.625" Diameter
1	Steel Deep Cup Freeze Plug	79-76	381-3095	0.500" Diameter
1	Steel Deep Cup Freeze Plug	79-76	381-3041	1.625" Diameter
1	Steel Shallow Cup Freeze Plug	79-76	381-2078	2.109" Diameter

48 307 5.0L (5032cc) OHV V8 (16 Valve) (Chevrolet), 3.875" Bore (GMC Eng.), 2 Bbl. "VIN A" 1970

QTY	TIMING	YEARS	PART NO.	DESCRIPTION
1	3 Piece Set	70	KT3-499S	Powdered Metal Crank Sprocket; w/.405" tooth width sprocket; (1) 222-499; (1) 223-390; (1) 223-391
1	Timing Chain	70	222-499	Use w/.405" tooth width sprocket; 46 Links
1	Crank Sprocket	70	223-391	Powdered metal; .405" tooth width sprocket; 18 Teeth
1	Cam Sprocket	70	223-390	.405" tooth width sprocket; 36 Teeth
1	Cam Sprocket	70	223-390N	Nylon; .405" tooth width sprocket; 36 Teeth

(continued on next page)

GMC Truck (Incl. SUV's)

307 5.0L (5032cc) OHV V8 (16 Valve) (Chevrolet), 3.875" Bore (GMC Eng.), 2 Bbl. "VIN A" 1970 48
(cont.)

QTY	CAMSHAFT/LIFTER	YEARS	PART NO.	DESCRIPTION
1	Camshaft	70	CS-274	Hydraulic, (050) Duration at .050 Lobe Lift, 203 Exh., 194 Int., 112 Degrees Lobe Separation
1	Performance Cam	70	CS-1103R	Emissions Legal Cam; CARB E.O. No. D-292-1; Pro-1500 Perf. Cam; 0.42" Exh. Valve Lift, 0.398" Int. Valve Lift, Hydraulic, (050) Duration at .050 Lobe Lift, 204 Exh., 194 Int., 112 Degrees Lobe Separation
1	Performance Cam	70	CS-1014R	Emissions Legal Cam; CARB E.O. No. D-292-1; Pro-2000 Perf. Cam; 0.443" Exh. Valve Lift, 0.42" Int. Valve Lift, Hydraulic, (050) Duration at .050 Lobe Lift, 214 Exh., 204 Int., 112 Degrees Lobe Separation
1	Performance Cam	70	CS-1106R	Emissions Legal Cam; CARB E.O. No. D-292-1; Pro-3000 Perf. Cam; 0.465" Exh. Valve Lift, 0.443" Int. Valve Lift, Hydraulic, (050) Duration at .050 Lobe Lift, 224 Exh., 214 Int., 112 Degrees Lobe Separation
1	Prelube		55-403 Std Only	1.5 oz. packet
1	Prelube		55-400 Std Only	4 oz. bottle; 1.5 oz. packet No. 55-403 also avail.
16	Lifter	70	HT-817 Std Only	Hyd.
16	Lifter, Bulk	70	HT-817B Std Only	Hyd.; Carton of 128
QTY	CAM KIT	YEARS	PART NO.	DESCRIPTION
1	Cam/Lifter Kit	70	KC-1103R	Emissions Legal Cam; CARB E.O. No. D-292-1; Hyd.; Pro-1500 Perf. Cam; Duration at .050", 194 Int., 204 Exh.; Valve lift .398" Int., .420" Exh.; Lobe Separation 112 Degrees; (1) 55-403B; (1) CS-1103R; (16) HT-817
1	Cam/Lifter Kit	70	KC-1014R	Emissions Legal Cam; CARB E.O. No. D-292-1; Hyd.; Pro-2000 Perf. Cam; Duration at .050", 204 Int., 214 Exh.; Valve lift .420" Int., .443" Exh.; Lobe Separation 112 Degrees; (1) 55-403B; (1) CS-1014R; (16) HT-817
1	Cam/Lifter Kit	70	KC-1106R	Emissions Legal Cam; CARB E.O. No. D-292-1; Hyd.; Pro-3000 Perf. Cam; Duration at .050", 214 Int., 224 Exh.; Valve lift .443" Int., .465" Exh.; Lobe Separation 112 Degrees; (1) 55-403B; (1) CS-1106R; (16) HT-817
1	Cam/Lifter Kit	70	KC-274	Hyd.; (1) 55-403B; (1) CS-274; (16) HT-817
1	Cam/Lifter/Timing Kit	70	KCT-1014R	Emissions Legal Cam; CARB E.O. No. D-292-1; Hyd.; Pro-2000 Perf. Cam; Duration at .050", 204 Int., 214 Exh.; Valve lift .420" Int., .443" Exh.; Lobe Separation 112 Degrees; (1) 55-403B; (1) CS-1014R; (1) CTS-1100NR; (16) HT-817
1	Cam/Lifter/Timing Kit	70	KCT-274	Hyd.; w/.405" tooth width sprocket; (1) 55-403B; (1) CS-274; (16) HT-817; (1) KT3-499S
QTY	PUSH ROD	YEARS	PART NO.	DESCRIPTION
16	Push Rod	70	RP-3093 Std Only	7.7940" O.A.L.
16	Push Rod	70	RP-3212R Std-100-150-200	Chrome-Moly; 7.7900" O.A.L.
16	Push Rod, Bulk	70	BRP-3093 Std Only	Carton of 100; 7.7940" O.A.L.
16	Push Rod, Bulk	70	BRP-3212R Std-100	Chrome-Moly; Carton of 100; 7.7900" O.A.L.
QTY	ROCKER PARTS	YEARS	PART NO.	DESCRIPTION
16	Arm Assy.	70	R-826 Std Only	Incl. arm, ball & nut
16	Arm Assy., Bulk	70	R-826B Std Only	Incl. arm, ball & nut; Carton of 64
16	Arm	70	R-826A Std Only	
16	Rocker Arm Ball	70	MR-1783 Std Only	
16	Nut	70	MR-1751 Std Only	Self-locking, 3/8" x 24 threads
16	Stud	70	MR-1752 Std Only	.003" O/S; 3/8" x 24 x 2.495"
16	Stud	70	MR-1949 Std Only	.372" x 24 x 2.495"
QTY	VALVE	YEARS	PART NO.	DESCRIPTION
8	Exhaust	70	V-1888X Std Only	Chrome plated stem; Stellite face; 1.5000" Head Dia., 0.3412" Stem Dia., 4.9230" O.A.L.
8	Exhaust	70	V-1199 Std-3-5-15-30	VINTAGE; 1.5000" Head Dia., 0.3415" Stem Dia., 4.9280" O.A.L.
8	Exhaust, Bulk	70	V-1199B Std Only	VINTAGE; Carton of 25; 1.5000" Head Dia., 0.3415" Stem Dia., 4.9280" O.A.L.
8	Intake	70	V-1200 Std-3-15-30	VINTAGE; 1.7200" Head Dia., 0.3413" Stem Dia., 4.9170" O.A.L.
8	Intake, Bulk	70	V-1200B Std Only	VINTAGE; Carton of 25; 1.7200" Head Dia., 0.3413" Stem Dia., 4.9170" O.A.L.
QTY	VALVE SPRING	YEARS	PART NO.	DESCRIPTION
8	Spring	70	VS-677 Std Only	Loc. Exh.; Incl. damper; 2.0300" Free Height
8	Spring	70	VS-739R Std Only	Loc. Exh.; Optional-H/D; 2.0000" Free Height
8	Spring	70	VS-677 Std Only	Loc. Int.; Incl. damper; 2.0300" Free Height
8	Spring	70	VS-739R Std Only	Loc. Int.; Optional-H/D; 2.0000" Free Height
8	Spring, Bulk	70	VS-677B Std Only	Loc. Exh.; Incl. damper; Carton of 250; 2.0300" Free Height
8	Spring, Bulk	70	VS-739RB Std Only	Loc. Exh.; Optional-H/D; Carton of 300; 2.0000" Free Height
8	Spring, Bulk	70	VS-677B Std Only	Loc. Int.; Incl. damper; Carton of 250; 2.0300" Free Height

VALVE TRAIN

VALVE TRAIN

(continued on next page)

GMC Truck (Incl. SUV's)

48 307 5.0L (5032cc) OHV V8 (16 Valve) (Chevrolet), 3.875" Bore (GMC Eng.), 2 Bbl. "VIN A" 1970
(cont.)

QTY	VALVE SPRING (cont.)	YEARS	PART NO.	DESCRIPTION
8	Spring, Bulk	70	VS-739RB Std Only	Loc. Int.; Optional-H/D; Carton of 300; 2.0000" Free Height
QTY	VALVE SEAL	YEARS	PART NO.	DESCRIPTION
16	Valve Stem Seal	70	MV-1233C Std Only	O-Ring; (RBB) Rubber
16	Valve Stem Seal	70	ST-2001 Std Only	Use w/O.E. guide; Positive type; Installation requires valve guide machining; (RBBTF) Rubber/PTFE
16	Valve Stem Seal	70	MV-1903 Std Only	Use w/repair guide; Positive type; (RBB) Rubber
16	Valve Stem Seal Bulk	70	MV-1233 Std Only	O-Ring; Carton of 100; (RBB) Rubber
16	Valve Stem Seal Bulk	70	ST-2001BC Std Only	Use w/O.E. guide; Positive type; Installation requires valve guide machining; Carton of 100; (RBBTF) Rubber/PTFE
QTY	VALVE SEAT	YEARS	PART NO.	DESCRIPTION
8	Seat	70	245-1562-2 Std Only	Loc. Exh.; 1.5675" OD, 1.3125" ID, 0.2480" Depth
8	Seat	70	245-1562-2N Std Only	Loc. Exh.; Premium Material; 1.5675" OD, 1.3125" ID, 0.2480" Depth
8	Seat	70	245-1812-3 Std Only	Loc. Int.; Use w/V-1200 & V-1927; 1.8175" OD, 1.5000" ID, 0.2160" Depth
QTY	VALVE, MISC	YEARS	PART NO.	DESCRIPTION
32	Keeper	70	VK-115A Std Only	1 groove; Square cut key groove; Carton pack 24
32	Keeper	70	VK-115 Std Only	1 groove; Square cut key groove; Carton pack 32
32	Keeper	70	VK-115R Std Only	1 groove; Square cut key groove; Hardened
32	Keeper, Bulk	70	VK-115B Std Only	1 groove; Square cut key groove; Carton of 1000
16	Spring Insert	70	259-201B Std Only	.030"; Carton of 100
16	Spring Insert	70	259-201A Std Only	.060"; Carton of 100
16	Spring Insert	70	259-201ARS Std Only	.060"; Carton of 500
QTY	PISTON	YEARS	PART NO.	DESCRIPTION
8	Cast Piston	70	295P Std-20-30-40-60	VINTAGE; Cast; .9275" Pin Dia.; 2 Rings 5/64 Groove, 1 Ring 3/16 Groove, 1.655 CD, Flat Head w/4 valve reliefs
8	Cast Piston - Individual	70	W295P Std-60	VINTAGE; Cast; .9275" Pin Dia.; 2 Rings 5/64 Groove, 1 Ring 3/16 Groove, 1.655 CD, Flat Head w/4 valve reliefs
QTY	RINGS	YEARS	PART NO.	DESCRIPTION
1	Premium Set	70	E-245K Std-20-30-40-60	VINTAGE; 2-5/64, 1-3/16; Premium Moly
1	Standard Set	70	E-245X Std-20-30-40-60-80	VINTAGE; 2-5/64, 1-3/16; Iron
QTY	ENGINE BEARINGS	YEARS	PART NO.	DESCRIPTION
1	Main Set	70	4663M Std-1-2-10-20-30-40-60	.020" O/S length flange brg.
1	Main Set	70	6688M 10 10-20-30	A-Series aluminum bearings
1	Main Set	70	4663MA Std-1-2-10-20-30-40-60	A-Series aluminum bearings
1	Main Set	70	7329MA 10 10-20	A-Series aluminum bearings ; .010" O/S length flange brg.
1	Rod Set	70	8-2555CP Std-1-10-20-30-40-50	8-2555CA 60 avail. as unplated & resizeable; Overplated copper-lead alloy
1	Rod Set	70	8-2555A Std-1-10-20-30-40-50-60	A-Series aluminum bearings
1	Rod Set	70	8-2555A 10X2 10X2-20X2-30X2-40X2	A-Series aluminum bearings ; Use in .002" O/S Rod Bore
1	Rod Set	70	8-2555CA 60 60	Unplated & resizeable
1	Rod Set	70	8-2555CP 10X2 + 10X2-20X2	Use in .002" O/S Rod Bore; Overplated copper-lead alloy; Superseded - When depleted use 8-2555A 10X2
8	Rod Pair	70	2555A Std-1-2-10-20-30-40-50-60	A-Series aluminum bearings
8	Rod Pair	70	2555CP Std-1-2-10-20-30-40-50	Overplated copper-lead alloy
8	Rod Pair	70	2555CA 60 60	Unplated & resizeable
8	Rod Pair	70	2555CP 10X2 + 10X2-20X2	Use in .002" O/S Rod Bore; Superseded - When depleted use 2555A 10X2
1	Cam Set	70	1750M Std Only	2.030" housing bore
1	Cam Set	70	1235M Std-1-10	Babbitt material; Full round design
1	Cam Set	70	1749M Std Only	Bi-Metal Aluminum
QTY	OIL PUMP	YEARS	PART NO.	DESCRIPTION
1	Oil Pump	70	224-4146	5/8" inlet
1	Oil Pump	70	224-4146A	High Pressure; 5/8" inlet
1	Oil Pump	70	224-4143	High Volume, check pan for clearance; 5/8" inlet; Use shaft w/steel guide
1	Inter. Shaft	70	224-6146E	Has steel shaft guide; Eliminates nylon shaft guide
1	Inter. Shaft	70	224-6146	Use w/nylon shaft guide
1	Oil Pump Shaft Guide	70	224-43343	Nylon
1	Screen Assy.	70	224-1146	VINTAGE; 5/8" inlet
QTY	GASKETS	YEARS	PART NO.	DESCRIPTION
1	Kit Gasket Set	70	260-1000	VINTAGE; Head bolts not incl.
1	Kit Gasket Set	70	260-1000AT	VINTAGE; Head bolts not incl.; PermaDryPlus® valve cover & oil pan gskts. incl.; PermaDryPlus® water outlet gskt. incl.

VALVE TRAIN

VALVE TRAIN

BLOCK

BLOCK

(continued on next page)

GMC Truck (Incl. SUV's)

307 5.0L (5032cc) OHV V8 (16 Valve) (Chevrolet), 3.875" Bore (GMC Eng.), 2 Bbl. "VIN A" 1970 48
(cont.)

	QTY	GASKETS (cont.)	YEARS	PART NO.	DESCRIPTION
BLOCK	2	Head Bolt Set	70	260-2500 Std Only	Replacement recommended
	FREEZE PLUGS				
	1	Brass Block Plug Kit	70	381-8007	
	1	Steel Block Plug Kit	70	381-4011	
	1	Brass Deep Cup Freeze Plug	70	381-9001	VINTAGE; 1.625" Diameter
	1	Steel Deep Cup Freeze Plug	70	381-3095	0.500" Diameter
	1	Steel Deep Cup Freeze Plug	70	381-3041	1.625" Diameter
	1	Steel Shallow Cup Freeze Plug	70	381-2078	2.109" Diameter

307 5.0L (5032cc) OHV V8 (16 Valve) (Chevrolet), 3.875" Bore (GMC Eng.), 2 Bbl. "VIN B" 1970 49

	QTY	TIMING	YEARS	PART NO.	DESCRIPTION
VALVE TRAIN	1	3 Piece Set	70	KT3-499S	Powdered Metal Crank Sprocket; w/.405" tooth width sprocket; (1) 222-499; (1) 223-390; (1) 223-391
	1	Timing Chain	70	222-499	Use w/.405" tooth width sprocket; 46 Links
	1	Crank Sprocket	70	223-391	Powdered metal; .405" tooth width sprocket; 18 Teeth
	1	Cam Sprocket	70	223-390	.405" tooth width sprocket; 36 Teeth
	1	Cam Sprocket	70	223-390N	Nylon; .405" tooth width sprocket; 36 Teeth
	CAMSHAFT/LIFTER				
	1	Camshaft	70	CS-274	Hydraulic, (050) Duration at .050 Lobe Lift, 203 Exh., 194 Int., 112 Degrees Lobe Separation
	1	Performance Cam	70	CS-1103R	Emissions Legal Cam; CARB E.O. No. D-292-1; Pro-1500 Perf. Cam; 0.42" Exh. Valve Lift, 0.398" Int. Valve Lift, Hydraulic, (050) Duration at .050 Lobe Lift, 204 Exh., 194 Int., 112 Degrees Lobe Separation
	1	Performance Cam	70	CS-1014R	Emissions Legal Cam; CARB E.O. No. D-292-1; Pro-2000 Perf. Cam; 0.443" Exh. Valve Lift, 0.42" Int. Valve Lift, Hydraulic, (050) Duration at .050 Lobe Lift, 214 Exh., 204 Int., 112 Degrees Lobe Separation
	1	Performance Cam	70	CS-1106R	Emissions Legal Cam; CARB E.O. No. D-292-1; Pro-3000 Perf. Cam; 0.465" Exh. Valve Lift, 0.443" Int. Valve Lift, Hydraulic, (050) Duration at .050 Lobe Lift, 224 Exh., 214 Int., 112 Degrees Lobe Separation
	1	Prelube		55-403 Std Only	1.5 oz. packet
	1	Prelube		55-400 Std Only	4 oz. bottle; 1.5 oz. packet No. 55-403 also avail.
	16	Lifter	70	HT-817 Std Only	Hyd.
	16	Lifter, Bulk	70	HT-817B Std Only	Hyd.; Carton of 128
	CAM KIT				
	1	Cam/Lifter Kit	70	KC-1103R	Emissions Legal Cam; CARB E.O. No. D-292-1; Hyd.; Pro-1500 Perf. Cam; Duration at .050", 194 Int., 204 Exh.; Valve lift .398" Int., .420" Exh.; Lobe Separation 112 Degrees; (1) 55-403B; (1) CS-1103R; (16) HT-817
1	Cam/Lifter Kit	70	KC-1014R	Emissions Legal Cam; CARB E.O. No. D-292-1; Hyd.; Pro-2000 Perf. Cam; Duration at .050", 204 Int., 214 Exh.; Valve lift .420" Int., .443" Exh.; Lobe Separation 112 Degrees; (1) 55-403B; (1) CS-1014R; (16) HT-817	
1	Cam/Lifter Kit	70	KC-1106R	Emissions Legal Cam; CARB E.O. No. D-292-1; Hyd.; Pro-3000 Perf. Cam; Duration at .050", 214 Int., 224 Exh.; Valve lift .443" Int., .465" Exh.; Lobe Separation 112 Degrees; (1) 55-403B; (1) CS-1106R; (16) HT-817	
1	Cam/Lifter Kit	70	KC-274	Hyd.; (1) 55-403B; (1) CS-274; (16) HT-817	
1	Cam/Lifter/Timing Kit	70	KCT-1014R	Emissions Legal Cam; CARB E.O. No. D-292-1; Hyd.; Pro-2000 Perf. Cam; Duration at .050", 204 Int., 214 Exh.; Valve lift .420" Int., .443" Exh.; Lobe Separation 112 Degrees; (1) 55-403B; (1) CS-1014R; (1) CTS-1100NR; (16) HT-817	
1	Cam/Lifter/Timing Kit	70	KCT-274	Hyd.; w/.405" tooth width sprocket; (1) 55-403B; (1) CS-274; (16) HT-817; (1) KT3-499S	
PUSH ROD					
16	Push Rod	70	RP-3093 Std Only	7.7940" O.A.L.	
16	Push Rod	70	RP-3212R Std-100-150-200	Chrome-Moly; 7.7900" O.A.L.	
16	Push Rod, Bulk	70	BRP-3093 Std Only	Carton of 100; 7.7940" O.A.L.	
16	Push Rod, Bulk	70	BRP-3212R Std-100	Chrome-Moly; Carton of 100; 7.7900" O.A.L.	
ROCKER PARTS					
16	Arm Assy.	70	R-826 Std Only	Incl. arm, ball & nut	
16	Arm Assy., Bulk	70	R-826B Std Only	Incl. arm, ball & nut; Carton of 64	
16	Arm	70	R-826A Std Only		
16	Rocker Arm Ball	70	MR-1783 Std Only		
16	Nut	70	MR-1751 Std Only	Self-locking, 3/8" x 24 threads	
16	Stud	70	MR-1752 Std Only	.003" O/S; 3/8" x 24 x 2.495"	
16	Stud	70	MR-1949 Std Only	.372" x 24 x 2.495"	

(continued on next page)

GMC Truck (Incl. SUV's)

49 307 5.0L (5032cc) OHV V8 (16 Valve) (Chevrolet), 3.875" Bore (GMC Eng.), 2 Bbl. "VIN B" 1970
(cont.)

QTY	VALVE	YEARS	PART NO.	DESCRIPTION
8	Exhaust	70	V-1888X Std Only	Chrome plated stem; Stellite face; 1.5000" Head Dia., 0.3412" Stem Dia., 4.9230" O.A.L.
8	Exhaust	70	V-1199 Std-3-5-15-30	VINTAGE; 1.5000" Head Dia., 0.3415" Stem Dia., 4.9280" O.A.L.
8	Exhaust, Bulk	70	V-1199B Std Only	VINTAGE; Carton of 25; 1.5000" Head Dia., 0.3415" Stem Dia., 4.9280" O.A.L.
8	Intake	70	V-1200 Std-3-15-30	VINTAGE; 1.7200" Head Dia., 0.3413" Stem Dia., 4.9170" O.A.L.
8	Intake, Bulk	70	V-1200B Std Only	VINTAGE; Carton of 25; 1.7200" Head Dia., 0.3413" Stem Dia., 4.9170" O.A.L.
VALVE TRAIN				
QTY	VALVE SPRING	YEARS	PART NO.	DESCRIPTION
8	Spring	70	VS-677 Std Only	Loc. Exh.; Incl. damper; 2.0300" Free Height
8	Spring	70	VS-739R Std Only	Loc. Exh.; Optional-H/D; 2.0000" Free Height
8	Spring	70	VS-677 Std Only	Loc. Int.; Incl. damper; 2.0300" Free Height
8	Spring	70	VS-739R Std Only	Loc. Int.; Optional-H/D; 2.0000" Free Height
8	Spring, Bulk	70	VS-677B Std Only	Loc. Exh.; Incl. damper; Carton of 250; 2.0300" Free Height
8	Spring, Bulk	70	VS-739RB Std Only	Loc. Exh.; Optional-H/D; Carton of 300; 2.0000" Free Height
8	Spring, Bulk	70	VS-677B Std Only	Loc. Int.; Incl. damper; Carton of 250; 2.0300" Free Height
8	Spring, Bulk	70	VS-739RB Std Only	Loc. Int.; Optional-H/D; Carton of 300; 2.0000" Free Height
QTY	VALVE SEAL	YEARS	PART NO.	DESCRIPTION
16	Valve Stem Seal	70	MV-1233C Std Only	O-Ring; (RBB) Rubber
16	Valve Stem Seal	70	ST-2001 Std Only	Use w/O.E. guide; Positive type; Installation requires valve guide machining; (RBBTF) Rubber/PTFE
16	Valve Stem Seal	70	MV-1903 Std Only	Use w/repair guide; Positive type; (RBB) Rubber
16	Valve Stem Seal Bulk	70	MV-1233 Std Only	O-Ring; Carton of 100; (RBB) Rubber
16	Valve Stem Seal Bulk	70	ST-2001BC Std Only	Use w/O.E. guide; Positive type; Installation requires valve guide machining; Carton of 100; (RBBTF) Rubber/PTFE
QTY	VALVE SEAT	YEARS	PART NO.	DESCRIPTION
8	Seat	70	245-1562-2 Std Only	Loc. Exh.; 1.5675" OD, 1.3125" ID, 0.2480" Depth
8	Seat	70	245-1562-2N Std Only	Loc. Exh.; Premium Material; 1.5675" OD, 1.3125" ID, 0.2480" Depth
8	Seat	70	245-1812-3 Std Only	Loc. Int.; Use w/V-1200 & V-1927; 1.8175" OD, 1.5000" ID, 0.2160" Depth
QTY	VALVE, MISC	YEARS	PART NO.	DESCRIPTION
32	Keeper	70	VK-115A Std Only	1 groove; Square cut key groove; Carton pack 24
32	Keeper	70	VK-115 Std Only	1 groove; Square cut key groove; Carton pack 32
32	Keeper	70	VK-115R Std Only	1 groove; Square cut key groove; Hardened
32	Keeper, Bulk	70	VK-115B Std Only	1 groove; Square cut key groove; Carton of 1000
16	Spring Insert	70	259-201B Std Only	.030"; Carton of 100
16	Spring Insert	70	259-201A Std Only	.060"; Carton of 100
16	Spring Insert	70	259-201ARS Std Only	.060"; Carton of 500
QTY	PISTON	YEARS	PART NO.	DESCRIPTION
8	Cast Piston	70	295P Std-20-30-40-60	VINTAGE; Cast; .9275" Pin Dia.; 2 Rings 5/64 Groove, 1 Ring 3/16 Groove, 1.655 CD, Flat Head w/4 valve reliefs
8	Cast Piston - Individual	70	W295P Std-60	VINTAGE; Cast; .9275" Pin Dia.; 2 Rings 5/64 Groove, 1 Ring 3/16 Groove, 1.655 CD, Flat Head w/4 valve reliefs
QTY	RINGS	YEARS	PART NO.	DESCRIPTION
1	Premium Set	70	E-245K Std-20-30-40-60	VINTAGE; 2-5/64, 1-3/16; Premium Moly
1	Standard Set	70	E-245X Std-20-30-40-60-80	VINTAGE; 2-5/64, 1-3/16; Iron
QTY	ENGINE BEARINGS	YEARS	PART NO.	DESCRIPTION
1	Main Set	70	4663M Std-1-2-10-20-30-40-60	
1	Main Set	70	6688M 10 10-20-30	.020" O/S length flange brg.
1	Main Set	70	4663MA Std-1-2-10-20-30-40-60	A-Series aluminum bearings
1	Main Set	70	7329MA 10 10-20	A-Series aluminum bearings ; .010" O/S length flange brg.
1	Rod Set	70	8-2555CP Std-1-10-20-30-40-50	8-2555CA 60 avail. as unplated & resizeable; Overplated copper-lead alloy
1	Rod Set	70	8-2555A Std-1-10-20-30-40-50-60	A-Series aluminum bearings
1	Rod Set	70	8-2555A 10X2 10X2-20X2-30X2-40X2	A-Series aluminum bearings ; Use in .002" O/S Rod Bore
1	Rod Set	70	8-2555CA 60 60	Unplated & resizeable
1	Rod Set	70	8-2555CP 10X2 + 10X2-20X2	Use in .002" O/S Rod Bore; Overplated copper-lead alloy; Superseded - When depleted use 8-2555A 10X2
8	Rod Pair	70	2555A Std-1-2-10-20-30-40-50-60	A-Series aluminum bearings
8	Rod Pair	70	2555CP Std-1-2-10-20-30-40-50	Overplated copper-lead alloy
8	Rod Pair	70	2555CA 60 60	Unplated & resizeable
BLOCK				

(continued on next page)

GMC Truck (Incl. SUV's)

307 5.0L (5032cc) OHV V8 (16 Valve) (Chevrolet), 3.875" Bore (GMC Eng.), 2 Bbl. "VIN B" 1970 49
(cont.)

	ENGINE BEARINGS	YEARS	PART NO.	DESCRIPTION	
BLOCK	QTY (cont.)				
	8	Rod Pair	70	2555CP 10X2 + 10X2-20X2 Use in .002" O/S Rod Bore; Superseded - When depleted use 2555A 10X2	
	1	Cam Set	70	1750M Std Only 2.030" housing bore	
	1	Cam Set	70	1235M Std-1-10 Babbitt material; Full round design	
	1	Cam Set	70	1749M Std Only Bi-Metal Aluminum	
	QTY	OIL PUMP	YEARS	PART NO.	DESCRIPTION
	1	Oil Pump	70	224-4146	5/8" inlet
	1	Oil Pump	70	224-4146A	High Pressure; 5/8" inlet
	1	Oil Pump	70	224-4143	High Volume, check pan for clearance; 5/8" inlet; Use shaft w/steel guide
	1	Inter. Shaft	70	224-6146E	Has steel shaft guide; Eliminates nylon shaft guide
1	Inter. Shaft	70	224-6146	Use w/nylon shaft guide	
1	Oil Pump Shaft Guide	70	224-43343	Nylon	
1	Screen Assy.	70	224-1146	VINTAGE; 5/8" inlet	
QTY	GASKETS	YEARS	PART NO.	DESCRIPTION	
1	Kit Gasket Set	70	260-1000	VINTAGE; Head bolts not incl.	
1	Kit Gasket Set	70	260-1000AT	VINTAGE; Head bolts not incl.; PermaDryPlus® valve cover & oil pan gskts. incl.; PermaDryPlus® water outlet gskt. incl.	
2	Head Bolt Set	70	260-2500 Std Only	Replacement recommended	
QTY	FREEZE PLUGS	YEARS	PART NO.	DESCRIPTION	
1	Brass Block Plug Kit	70	381-8007		
1	Steel Block Plug Kit	70	381-4011		
1	Brass Deep Cup Freeze Plug	70	381-9001	VINTAGE; 1.625" Diameter	
1	Steel Deep Cup Freeze Plug	70	381-3095	0.500" Diameter	
1	Steel Deep Cup Freeze Plug	70	381-3041	1.625" Diameter	
1	Steel Shallow Cup Freeze Plug	70	381-2078	2.109" Diameter	

307 5.0L (5032cc) OHV V8 (16 Valve) (Chevrolet), 3.875" Bore (GMC Eng.), 2 Bbl. "VIN E" 1969-1968 50

	TIMING	YEARS	PART NO.	DESCRIPTION	
VALVE TRAIN	QTY				
	1	3 Piece Set	69-68	KT3-499S Powdered Metal Crank Sprocket; w/.405" tooth width sprocket; (1) 222-499; (1) 223-390; (1) 223-391	
	1	Timing Chain	69-68	222-499 Use w/.405" tooth width sprocket; 46 Links	
	1	Crank Sprocket	69-68	223-391 Powdered metal; .405" tooth width sprocket; 18 Teeth	
	1	Cam Sprocket	69-68	223-390 .405" tooth width sprocket; 36 Teeth	
	1	Cam Sprocket	69-68	223-390N Nylon; .405" tooth width sprocket; 36 Teeth	
	QTY	CAMSHAFT/LIFTER	YEARS	PART NO.	DESCRIPTION
	1	Camshaft	69-68	CS-274	Hydraulic, (050) Duration at .050 Lobe Lift, 203 Exh., 194 Int., 112 Degrees Lobe Separation
	1	Performance Cam	69-68	CS-1103R	Emissions Legal Cam; CARB E.O. No. D-292-1; Pro-1500 Perf. Cam; 0.42" Exh. Valve Lift, 0.398" Int. Valve Lift, Hydraulic, (050) Duration at .050 Lobe Lift, 204 Exh., 194 Int., 112 Degrees Lobe Separation
	1	Performance Cam	69-68	CS-1014R	Emissions Legal Cam; CARB E.O. No. D-292-1; Pro-2000 Perf. Cam; 0.443" Exh. Valve Lift, 0.42" Int. Valve Lift, Hydraulic, (050) Duration at .050 Lobe Lift, 214 Exh., 204 Int., 112 Degrees Lobe Separation
1	Performance Cam	69-68	CS-1106R	Emissions Legal Cam; CARB E.O. No. D-292-1; Pro-3000 Perf. Cam; 0.465" Exh. Valve Lift, 0.443" Int. Valve Lift, Hydraulic, (050) Duration at .050 Lobe Lift, 224 Exh., 214 Int., 112 Degrees Lobe Separation	
1	Prelube		55-403 Std Only	1.5 oz. packet	
1	Prelube		55-400 Std Only	4 oz. bottle; 1.5 oz. packet No. 55-403 also avail.	
16	Lifter	69-68	HT-817 Std Only	Hyd.	
16	Lifter, Bulk	69-68	HT-817B Std Only	Hyd.; Carton of 128	
QTY	CAM KIT	YEARS	PART NO.	DESCRIPTION	
1	Cam/Lifter Kit	69-68	KC-1103R	Emissions Legal Cam; CARB E.O. No. D-292-1; Hyd.; Pro-1500 Perf. Cam; Duration at .050", 194 Int., 204 Exh.; Valve lift .398" Int., .420" Exh.; Lobe Separation 112 Degrees; (1) 55-403B; (1) CS-1103R; (16) HT-817	
1	Cam/Lifter Kit	69-68	KC-1014R	Emissions Legal Cam; CARB E.O. No. D-292-1; Hyd.; Pro-2000 Perf. Cam; Duration at .050", 204 Int., 214 Exh.; Valve lift .420" Int., .443" Exh.; Lobe Separation 112 Degrees; (1) 55-403B; (1) CS-1014R; (16) HT-817	
1	Cam/Lifter Kit	69-68	KC-1106R	Emissions Legal Cam; CARB E.O. No. D-292-1; Hyd.; Pro-3000 Perf. Cam; Duration at .050", 214 Int., 224 Exh.; Valve lift .443" Int., .465" Exh.; Lobe Separation 112 Degrees; (1) 55-403B; (1) CS-1106R; (16) HT-817	
1	Cam/Lifter Kit	69-68	KC-274	Hyd.; (1) 55-403B; (1) CS-274; (16) HT-817	

(continued on next page)

GMC Truck (Incl. SUV's)

50 307 5.0L (5032cc) OHV V8 (16 Valve) (Chevrolet), 3.875" Bore (GMC Eng.), 2 Bbl. "VIN E" 1969-1968
(cont.)

QTY	CAM KIT (cont.)	YEARS	PART NO.	DESCRIPTION
1	Cam/Lifter/Timing Kit	69-68	KCT-1014R	Emissions Legal Cam; CARB E.O. No. D-292-1; Hyd.; Pro-2000 Perf. Cam; Duration at .050", 204 Int., 214 Exh.; Valve lift .420" Int., .443" Exh.; Lobe Separation 112 Degrees; (1) 55-403B; (1) CS-1014R; (1) CTS-1100NR; (16) HT-817
1	Cam/Lifter/Timing Kit	69-68	KCT-274	Hyd.; w/.405" tooth width sprocket; (1) 55-403B; (1) CS-274; (16) HT-817; (1) KT3-499S
QTY	PUSH ROD	YEARS	PART NO.	DESCRIPTION
16	Push Rod	69-68	RP-3093 Std Only	7.7940" O.A.L.
16	Push Rod	69-68	RP-3212R Std-100-150-200	Chrome-Moly; 7.7900" O.A.L.
16	Push Rod, Bulk	69-68	BRP-3093 Std Only	Carton of 100; 7.7940" O.A.L.
16	Push Rod, Bulk	69-68	BRP-3212R Std-100	Chrome-Moly; Carton of 100; 7.7900" O.A.L.
QTY	ROCKER PARTS	YEARS	PART NO.	DESCRIPTION
16	Arm Assy.	69-68	R-826 Std Only	Incl. arm, ball & nut
16	Arm Assy., Bulk	69-68	R-826B Std Only	Incl. arm, ball & nut; Carton of 64
16	Arm	69-68	R-826A Std Only	
16	Rocker Arm Ball	69-68	MR-1783 Std Only	
16	Nut	69-68	MR-1751 Std Only	Self-locking, 3/8" x 24 threads
16	Stud	69-68	MR-1752 Std Only	.003" O/S; 3/8" x 24 x 2.495"
16	Stud	69-68	MR-1949 Std Only	.372" x 24 x 2.495"
QTY	VALVE	YEARS	PART NO.	DESCRIPTION
8	Exhaust	69-68	V-1888X Std Only	Chrome plated stem; Stellite face; 1.5000" Head Dia., 0.3412" Stem Dia., 4.9230" O.A.L.
8	Exhaust	69-68	V-1199 Std-3-5-15-30	VINTAGE; 1.5000" Head Dia., 0.3415" Stem Dia., 4.9280" O.A.L.
8	Exhaust, Bulk	69-68	V-1199B Std Only	VINTAGE; Carton of 25; 1.5000" Head Dia., 0.3415" Stem Dia., 4.9280" O.A.L.
8	Intake	69-68	V-1200 Std-3-15-30	VINTAGE; 1.7200" Head Dia., 0.3413" Stem Dia., 4.9170" O.A.L.
8	Intake, Bulk	69-68	V-1200B Std Only	VINTAGE; Carton of 25; 1.7200" Head Dia., 0.3413" Stem Dia., 4.9170" O.A.L.
QTY	VALVE SPRING	YEARS	PART NO.	DESCRIPTION
8	Spring	69-68	VS-677 Std Only	Loc. Exh.; Incl. damper; 2.0300" Free Height
8	Spring	69-68	VS-739R Std Only	Loc. Exh.; Optional-H/D; 2.0000" Free Height
8	Spring	69-68	VS-677 Std Only	Loc. Int.; Incl. damper; 2.0300" Free Height
8	Spring	69-68	VS-739R Std Only	Loc. Int.; Optional-H/D; 2.0000" Free Height
8	Spring, Bulk	69-68	VS-677B Std Only	Loc. Exh.; Incl. damper; Carton of 250; 2.0300" Free Height
8	Spring, Bulk	69-68	VS-739RB Std Only	Loc. Exh.; Optional-H/D; Carton of 300; 2.0000" Free Height
8	Spring, Bulk	69-68	VS-677B Std Only	Loc. Int.; Incl. damper; Carton of 250; 2.0300" Free Height
8	Spring, Bulk	69-68	VS-739RB Std Only	Loc. Int.; Optional-H/D; Carton of 300; 2.0000" Free Height
QTY	VALVE SEAL	YEARS	PART NO.	DESCRIPTION
16	Valve Stem Seal	69-68	MV-1233C Std Only	O-Ring; (RBB) Rubber
16	Valve Stem Seal	69-68	ST-2001 Std Only	Use w/O.E. guide; Positive type; Installation requires valve guide machining; (RBBTF) Rubber/PTFE
16	Valve Stem Seal	69-68	MV-1903 Std Only	Use w/repair guide; Positive type; (RBB) Rubber
16	Valve Stem Seal Bulk	69-68	MV-1233 Std Only	O-Ring; Carton of 100; (RBB) Rubber
16	Valve Stem Seal Bulk	69-68	ST-2001BC Std Only	Use w/O.E. guide; Positive type; Installation requires valve guide machining; Carton of 100; (RBBTF) Rubber/PTFE
QTY	VALVE SEAT	YEARS	PART NO.	DESCRIPTION
8	Seat	69-68	245-1562-2 Std Only	Loc. Exh.; 1.5675" OD, 1.3125" ID, 0.2480" Depth
8	Seat	69-68	245-1562-2N Std Only	Loc. Exh.; Premium Material; 1.5675" OD, 1.3125" ID, 0.2480" Depth
8	Seat	69-68	245-1812-3 Std Only	Loc. Int.; Use w/V-1200 & V-1927; 1.8175" OD, 1.5000" ID, 0.2160" Depth
QTY	VALVE, MISC	YEARS	PART NO.	DESCRIPTION
32	Keeper	69-68	VK-115A Std Only	1 groove; Square cut key groove; Carton pack 24
32	Keeper	69-68	VK-115 Std Only	1 groove; Square cut key groove; Carton pack 32
32	Keeper	69-68	VK-115R Std Only	1 groove; Square cut key groove; Hardened
32	Keeper, Bulk	69-68	VK-115B Std Only	1 groove; Square cut key groove; Carton of 1000
16	Spring Insert	69-68	259-201B Std Only	.030"; Carton of 100
16	Spring Insert	69-68	259-201A Std Only	.060"; Carton of 100
16	Spring Insert	69-68	259-201ARS Std Only	.060"; Carton of 500
QTY	PISTON	YEARS	PART NO.	DESCRIPTION
8	Cast Piston	69-68	295P Std-20-30-40-60	VINTAGE; Cast; .9275" Pin Dia.; 2 Rings 5/64 Groove, 1 Ring 3/16 Groove, 1.655 CD, Flat Head w/4 valve reliefs
8	Cast Piston - Individual	69-68	W295P Std-60	VINTAGE; Cast; .9275" Pin Dia.; 2 Rings 5/64 Groove, 1 Ring 3/16 Groove, 1.655 CD, Flat Head w/4 valve reliefs
QTY	RINGS	YEARS	PART NO.	DESCRIPTION
1	Premium Set	69-68	E-245K Std-20-30-40-60	VINTAGE; 2-5/64, 1-3/16; Premium Moly

VALVE TRAIN

VALVE TRAIN

(continued on next page)

GMC Truck (Incl. SUV's)

307 5.0L (5032cc) OHV V8 (16 Valve) (Chevrolet), 3.875" Bore (GMC Eng.), 2 Bbl. "VIN E" 1969-1968 50 (cont.)

QTY	RINGS (cont.)	YEARS	PART NO.	DESCRIPTION
1	Standard Set	69-68	E-245X Std-20-30-40-60-80	VINTAGE; 2-5/64, 1-3/16; Iron
QTY	ENGINE BEARINGS	YEARS	PART NO.	DESCRIPTION
1	Main Set	69-68	4663M Std-1-2-10-20-30-40-60	
1	Main Set	69-68	6688M 10 10-20-30	.020" O/S length flange brg.
1	Main Set	69-68	4663MA Std-1-2-10-20-30-40-60	A-Series aluminum bearings
1	Main Set	69-68	7329MA 10 10-20	A-Series aluminum bearings ; .010" O/S length flange brg.
1	Rod Set	69-68	8-2555CP Std-1-10-20-30-40-50	8-2555CA 60 avail. as unplated & resizeable; Overplated copper-lead alloy
1	Rod Set	69-68	8-2555A Std-1-10-20-30-40-50-60	A-Series aluminum bearings
1	Rod Set	69-68	8-2555A 10X2 10X2-20X2-30X2-40X2	A-Series aluminum bearings ; Use in .002" O/S Rod Bore
1	Rod Set	69-68	8-2555CA 60 60	Unplated & resizeable
1	Rod Set	69-68	8-2555CP 10X2 + 10X2-20X2	Use in .002" O/S Rod Bore; Overplated copper-lead alloy; Superseded - When depleted use 8-2555A 10X2
8	Rod Pair	69-68	2555A Std-1-2-10-20-30-40-50-60	A-Series aluminum bearings
8	Rod Pair	69-68	2555CP Std-1-2-10-20-30-40-50	Overplated copper-lead alloy
8	Rod Pair	69-68	2555CA 60 60	Unplated & resizeable
8	Rod Pair	69-68	2555CP 10X2 + 10X2-20X2	Use in .002" O/S Rod Bore; Superseded - When depleted use 2555A 10X2
1	Cam Set	69-68	1750M Std Only	2.030" housing bore
1	Cam Set	69-68	1235M Std-1-10	Babbitt material; Full round design
1	Cam Set	69-68	1749M Std Only	Bi-Metal Aluminum
QTY	OIL PUMP	YEARS	PART NO.	DESCRIPTION
1	Oil Pump	69-68	224-4146	5/8" inlet
1	Oil Pump	69-68	224-4146A	High Pressure; 5/8" inlet
1	Oil Pump	69-68	224-4143	High Volume, check pan for clearance; 5/8" inlet; Use shaft w/steel guide
1	Inter. Shaft	69-68	224-6146E	Has steel shaft guide; Eliminates nylon shaft guide
1	Inter. Shaft	69-68	224-6146	Use w/nylon shaft guide
1	Oil Pump Shaft Guide	69-68	224-43343	Nylon
1	Screen Assy.	69-68	224-1146	VINTAGE; 5/8" inlet
QTY	GASKETS	YEARS	PART NO.	DESCRIPTION
1	Kit Gasket Set	69-68	260-1000	VINTAGE; Head bolts not incl.
1	Kit Gasket Set	69-68	260-1000AT	VINTAGE; Head bolts not incl.; PermaDryPlus® valve cover & oil pan gskts. incl.; PermaDryPlus® water outlet gskt. incl.
2	Head Bolt Set	69-68	260-2500 Std Only	Replacement recommended
QTY	FREEZE PLUGS	YEARS	PART NO.	DESCRIPTION
1	Brass Block Plug Kit	69-68	381-8007	
1	Steel Block Plug Kit	69-68	381-4011	
1	Brass Deep Cup Freeze Plug	69-68	381-9001	VINTAGE; 1.625" Diameter
1	Steel Deep Cup Freeze Plug	69-68	381-3095	0.500" Diameter
1	Steel Deep Cup Freeze Plug	69-68	381-3041	1.625" Diameter
1	Steel Shallow Cup Freeze Plug	69-68	381-2078	2.109" Diameter

307 5.0L (5032cc) OHV V8 (16 Valve) (Chevrolet), 3.875" Bore (GMC Eng.), 2 Bbl. "VIN F" 1973-1972 51

QTY	TIMING	YEARS	PART NO.	DESCRIPTION
1	3 Piece Set	73-72	KT3-499S	Powdered Metal Crank Sprocket; w/.405" tooth width sprocket; (1) 222-499; (1) 223-390; (1) 223-391
1	Timing Chain	73-72	222-499	Use w/.405" tooth width sprocket; 46 Links
1	Crank Sprocket	73-72	223-391	Powdered metal; .405" tooth width sprocket; 18 Teeth
1	Cam Sprocket	73-72	223-390	.405" tooth width sprocket; 36 Teeth
1	Cam Sprocket	73-72	223-390N	Nylon; .405" tooth width sprocket; 36 Teeth
QTY	CAMSHAFT/LIFTER	YEARS	PART NO.	DESCRIPTION
1	Camshaft	73-72	CS-274	Hydraulic, (050) Duration at .050 Lobe Lift, 203 Exh., 194 Int., 112 Degrees Lobe Separation
1	Performance Cam	73-72	CS-1103R	Emissions Legal Cam; CARB E.O. No. D-292-1; Pro-1500 Perf. Cam; 0.42" Exh. Valve Lift, 0.398" Int. Valve Lift, Hydraulic, (050) Duration at .050 Lobe Lift, 204 Exh., 194 Int., 112 Degrees Lobe Separation
1	Performance Cam	73-72	CS-1014R	Emissions Legal Cam; CARB E.O. No. D-292-1; Pro-2000 Perf. Cam; 0.443" Exh. Valve Lift, 0.42" Int. Valve Lift, Hydraulic, (050) Duration at .050 Lobe Lift, 214 Exh., 204 Int., 112 Degrees Lobe Separation

(continued on next page)

GMC Truck (Incl. SUV's)

51 307 5.0L (5032cc) OHV V8 (16 Valve) (Chevrolet), 3.875" Bore (GMC Eng.), 2 Bbl. "VIN F" 1973-1972
(cont.)

VALVE TRAIN

VALVE TRAIN

QTY	CAMSHAFT/LIFTER	YEARS	PART NO.	DESCRIPTION
1	Performance Cam	73-72	CS-1106R	Emissions Legal Cam; CARB E.O. No. D-292-1; Pro-3000 Perf. Cam; 0.465" Exh. Valve Lift, 0.443" Int. Valve Lift, Hydraulic, (050) Duration at .050 Lobe Lift, 224 Exh., 214 Int., 112 Degrees Lobe Separation
1	Prelube		55-403 Std Only	1.5 oz. packet
1	Prelube		55-400 Std Only	4 oz. bottle; 1.5 oz. packet No. 55-403 also avail.
16	Lifter	73-72	HT-817 Std Only	Hyd.
16	Lifter, Bulk	73-72	HT-817B Std Only	Hyd.; Carton of 128
QTY	CAM KIT	YEARS	PART NO.	DESCRIPTION
1	Cam/Lifter Kit	73-72	KC-1103R	Emissions Legal Cam; CARB E.O. No. D-292-1; Hyd.; Pro-1500 Perf. Cam; Duration at .050", 194 Int., 204 Exh.; Valve lift .398" Int., .420" Exh.; Lobe Separation 112 Degrees; (1) 55-403B; (1) CS-1103R; (16) HT-817
1	Cam/Lifter Kit	73-72	KC-1014R	Emissions Legal Cam; CARB E.O. No. D-292-1; Hyd.; Pro-2000 Perf. Cam; Duration at .050", 204 Int., 214 Exh.; Valve lift .420" Int., .443" Exh.; Lobe Separation 112 Degrees; (1) 55-403B; (1) CS-1014R; (16) HT-817
1	Cam/Lifter Kit	73-72	KC-1106R	Emissions Legal Cam; CARB E.O. No. D-292-1; Hyd.; Pro-3000 Perf. Cam; Duration at .050", 214 Int., 224 Exh.; Valve lift .443" Int., .465" Exh.; Lobe Separation 112 Degrees; (1) 55-403B; (1) CS-1106R; (16) HT-817
1	Cam/Lifter Kit	73-72	KC-274	Hyd.; (1) 55-403B; (1) CS-274; (16) HT-817
1	Cam/Lifter/Timing Kit	73-72	KCT-1014R	Emissions Legal Cam; CARB E.O. No. D-292-1; Hyd.; Pro-2000 Perf. Cam; Duration at .050", 204 Int., 214 Exh.; Valve lift .420" Int., .443" Exh.; Lobe Separation 112 Degrees; (1) 55-403B; (1) CS-1014R; (1) CTS-1100NR; (16) HT-817
1	Cam/Lifter/Timing Kit	73-72	KCT-274	Hyd.; w/.405" tooth width sprocket; (1) 55-403B; (1) CS-274; (16) HT-817; (1) KT3-499S
QTY	PUSH ROD	YEARS	PART NO.	DESCRIPTION
16	Push Rod	73-72	RP-3093 Std Only	7.7940" O.A.L.
16	Push Rod	73-72	RP-3212R Std-100-150-200	Chrome-Moly; 7.7900" O.A.L.
16	Push Rod, Bulk	73-72	BRP-3093 Std Only	Carton of 100; 7.7940" O.A.L.
16	Push Rod, Bulk	73-72	BRP-3212R Std-100	Chrome-Moly; Carton of 100; 7.7900" O.A.L.
QTY	ROCKER PARTS	YEARS	PART NO.	DESCRIPTION
16	Arm Assy.	73-72	R-826 Std Only	Incl. arm, ball & nut
16	Arm Assy., Bulk	73-72	R-826B Std Only	Incl. arm, ball & nut; Carton of 64
16	Arm	73-72	R-826A Std Only	
16	Rocker Arm Ball	73-72	MR-1783 Std Only	
16	Nut	73-72	MR-1751 Std Only	Self-locking, 3/8" x 24 threads
16	Stud	73-72	MR-1752 Std Only	.003" O/S; 3/8" x 24 x 2.495"
16	Stud	73-72	MR-1949 Std Only	.372" x 24 x 2.495"
QTY	VALVE	YEARS	PART NO.	DESCRIPTION
8	Exhaust	73-72	V-1904 Std-3-15-30	Chrome plated stem; 1.5000" Head Dia., 0.3414" Stem Dia., 4.9280" O.A.L.
8	Exhaust	73-72	V-1888X Std Only	Chrome plated stem; Stellite face; 1.5000" Head Dia., 0.3412" Stem Dia., 4.9230" O.A.L.
8	Exhaust, Bulk	73-72	V-1904B Std-15	Chrome plated stem; Carton of 25; 1.5000" Head Dia., 0.3414" Stem Dia., 4.9280" O.A.L.
8	Intake	73-72	V-1927 Std-15	Chrome plated stem; 1.7200" Head Dia., 0.3413" Stem Dia., 4.9170" O.A.L.
8	Intake	73	V-1926 Std-3-15	Chrome plated stem; 1.9400" Head Dia., 0.3414" Stem Dia., 4.8800" O.A.L.
8	Intake	73	V-1926Y 15 15	Chrome plated stem; w/.708" reduced end length; 1.9400" Head Dia., 0.3564" Stem Dia., 4.8800" O.A.L.
8	Intake, Bulk	73-72	V-1927B Std Only	Chrome plated stem; Carton of 25; 1.7200" Head Dia., 0.3413" Stem Dia., 4.9170" O.A.L.
8	Intake, Bulk	73	V-1926B Std-15	Chrome plated stem; Carton of 25; 1.9400" Head Dia., 0.3410" Stem Dia., 4.8800" O.A.L.
QTY	VALVE SPRING	YEARS	PART NO.	DESCRIPTION
8	Spring	73	VS-727 Std Only	Loc. Exh.; Incl. damper; 1.9100" Free Height
8	Spring	73-72	VS-677 Std Only	Loc. Int.; Incl. damper; 2.0300" Free Height
8	Spring	72	VS-677 Std Only	Loc. Exh.; Incl. damper; 2.0300" Free Height
8	Spring	72	VS-739R Std Only	Loc. Exh.; Optional-H/D; 2.0000" Free Height
8	Spring	72	VS-739R Std Only	Loc. Int.; Optional-H/D; 2.0000" Free Height
8	Spring, Bulk	73	VS-727B Std Only	Loc. Exh.; Incl. damper; Carton of 250; 1.9100" Free Height
8	Spring, Bulk	73-72	VS-677B Std Only	Loc. Int.; Incl. damper; Carton of 250; 2.0300" Free Height
8	Spring, Bulk	72	VS-677B Std Only	Loc. Exh.; Incl. damper; Carton of 250; 2.0300" Free Height
8	Spring, Bulk	72	VS-739RB Std Only	Loc. Exh.; Optional-H/D; Carton of 300; 2.0000" Free Height
8	Spring, Bulk	72	VS-739RB Std Only	Loc. Int.; Optional-H/D; Carton of 300; 2.0000" Free Height

(continued on next page)

GMC Truck (Incl. SUV's)

307 5.0L (5032cc) OHV V8 (16 Valve) (Chevrolet), 3.875" Bore (GMC Eng.), 2 Bbl. "VIN F" 1973-1972 51
(cont.)

	QTY	VALVE SEAL	YEARS	PART NO.	DESCRIPTION
VALVE TRAIN	16	Valve Stem Seal	73-72	MV-1233C Std Only	O-Ring; (RBB) Rubber
	16	Valve Stem Seal	73-72	ST-2001 Std Only	Use w/O.E. guide; Positive type; Installation requires valve guide machining; (RBBTF) Rubber/PTFE
	16	Valve Stem Seal	73-72	MV-1903 Std Only	Use w/repair guide; Positive type; (RBB) Rubber
	16	Valve Stem Seal Bulk	73-72	MV-1233 Std Only	O-Ring; Carton of 100; (RBB) Rubber
	16	Valve Stem Seal Bulk	73-72	ST-2001BC Std Only	Use w/O.E. guide; Positive type; Installation requires valve guide machining; Carton of 100; (RBBTF) Rubber/PTFE
	QTY	VALVE SEAT	YEARS	PART NO.	DESCRIPTION
	8	Seat	73-72	245-1562-2 Std Only	Loc. Exh.; 1.5675" OD, 1.3125" ID, 0.2480" Depth
	8	Seat	73-72	245-1562-2N Std Only	Loc. Exh.; Premium Material; 1.5675" OD, 1.3125" ID, 0.2480" Depth
	8	Seat	73-72	245-1812-3 Std Only	Loc. Int.; Use w/V-1200 & V-1927; 1.8175" OD, 1.5000" ID, 0.2160" Depth
	8	Seat	73	245-2125-1 Std Only	Loc. Int.; Use w/V-1926; 2.1305" OD, 1.8125" ID, 0.2480" Depth
VALVE TRAIN	QTY	VALVE, MISC	YEARS	PART NO.	DESCRIPTION
	32	Keeper	73-72	VK-115A Std Only	1 groove; Square cut key groove; Carton pack 24
	32	Keeper	73-72	VK-115 Std Only	1 groove; Square cut key groove; Carton pack 32
	32	Keeper	73-72	VK-115R Std Only	1 groove; Square cut key groove; Hardened
	32	Keeper, Bulk	73-72	VK-115B Std Only	1 groove; Square cut key groove; Carton of 1000
	16	Spring Insert	73-72	259-201B Std Only	.030"; Carton of 100
	16	Spring Insert	73-72	259-201A Std Only	.060"; Carton of 100
	16	Spring Insert	73-72	259-201ARS Std Only	.060"; Carton of 500
	8	Rotocap	73	RC-157S Std Only	Loc. Exh.
	BLOCK	QTY	PISTON	YEARS	PART NO.
8		Cast Piston	73-72	295P Std-20-30-40-60	VINTAGE; Cast; .9275" Pin Dia.; 2 Rings 5/64 Groove, 1 Ring 3/16 Groove, 1.655 CD, Flat Head w/4 valve reliefs
8		Cast Piston - Individual	73-72	W295P Std-60	VINTAGE; Cast; .9275" Pin Dia.; 2 Rings 5/64 Groove, 1 Ring 3/16 Groove, 1.655 CD, Flat Head w/4 valve reliefs
QTY		RINGS	YEARS	PART NO.	DESCRIPTION
1		Premium Set	73-72	E-245K Std-20-30-40-60	VINTAGE; 2-5/64, 1-3/16; Premium Moly
1		Standard Set	73-72	E-245X Std-20-30-40-60-80	VINTAGE; 2-5/64, 1-3/16; Iron
QTY		ENGINE BEARINGS	YEARS	PART NO.	DESCRIPTION
1		Main Set	73-72	4663M Std-1-2-10-20-30-40-60	
1		Main Set	73-72	6688M 10 10-20-30	.020" O/S length flange brg.
1		Main Set	73-72	4663MA Std-1-2-10-20-30-40-60	A-Series aluminum bearings
1		Main Set	73-72	7329MA 10 10-20	A-Series aluminum bearings ; .010" O/S length flange brg.
1		Rod Set	73-72	8-2555CP Std-1-10-20-30-40-50	8-2555CA 60 avail. as unplated & resizeable; Overplated copper-lead alloy
1		Rod Set	73-72	8-2555A Std-1-10-20-30-40-50-60	A-Series aluminum bearings
1		Rod Set	73-72	8-2555A 10X2 10X2-20X2-30X2-40X2	A-Series aluminum bearings ; Use in .002" O/S Rod Bore
1		Rod Set	73-72	8-2555CA 60 60	Unplated & resizeable
1		Rod Set	73-72	8-2555CP 10X2 + 10X2-20X2	Use in .002" O/S Rod Bore; Overplated copper-lead alloy; Superseded - When depleted use 8-2555A 10X2
8		Rod Pair	73-72	2555A Std-1-2-10-20-30-40-50-60	A-Series aluminum bearings
8		Rod Pair	73-72	2555CP Std-1-2-10-20-30-40-50	Overplated copper-lead alloy
8		Rod Pair	73-72	2555CA 60 60	Unplated & resizeable
8		Rod Pair	73-72	2555CP 10X2 + 10X2-20X2	Use in .002" O/S Rod Bore; Superseded - When depleted use 2555A 10X2
1	Cam Set	73-72	1750M Std Only	2.030" housing bore	
1	Cam Set	73-72	1235M Std-1-10	Babbitt material; Full round design	
1	Cam Set	73-72	1749M Std Only	Bi-Metal Aluminum	
QTY	OIL PUMP	YEARS	PART NO.	DESCRIPTION	
1	Oil Pump	73-72	224-4146	5/8" inlet	
1	Oil Pump	73-72	224-4146A	High Pressure; 5/8" inlet	
1	Oil Pump	73-72	224-4143	High Volume, check pan for clearance; 5/8" inlet; Use shaft w/steel guide	
1	Inter. Shaft	73-72	224-6146E	Has steel shaft guide; Eliminates nylon shaft guide	
1	Inter. Shaft	73-72	224-6146	Use w/nylon shaft guide	
1	Oil Pump Shaft Guide	73-72	224-43343	Nylon	
1	Screen Assy.	73	224-1246	Exc. GMC Sprint Base, Custom; 5/8" inlet tube	
1	Screen Assy.	73	224-1146	Exc. GMC Sprint Base, Custom; VINTAGE; 5/8" inlet	
1	Screen Assy.	72	224-1246	Exc. Chevrolet G10 Van Base, Sportvan, G20 Van Base, Sportvan I GMC G15 Van Rally, Vandura, G25 Van Base, Rally, Vandura, G35 Van Rally, Vandura, Sprint Base, Custom; 5/8" inlet tube	

(continued on next page)

GMC Truck (Incl. SUV's)

51 307 5.0L (5032cc) OHV V8 (16 Valve) (Chevrolet), 3.875" Bore (GMC Eng.), 2 Bbl. "VIN F" 1973-1972
(cont.)

BLOCK	QTY	OIL PUMP (cont.)	YEARS	PART NO.	DESCRIPTION
	1	Screen Assy.	72	224-1146	Exc. Chevrolet G10 Van Base, Sportvan, G20 Van Base, Sportvan I GMC G15 Van Rally, Vandura, G25 Van Base, Rally, Vandura, G35 Van Rally, Vandura, Sprint Base, Custom; VINTAGE; 5/8" inlet
	1	GASKETS	YEARS	PART NO.	DESCRIPTION
	1	Kit Gasket Set	73-72	260-1000	VINTAGE; Head bolts not incl.
	1	Kit Gasket Set	73-72	260-1000AT	VINTAGE; Head bolts not incl.; PermaDryPlus® valve cover & oil pan gskts. incl.; PermaDryPlus® water outlet gskt. incl.
	2	Head Bolt Set	73-72	260-2500 Std Only	Replacement recommended
	1	FREEZE PLUGS	YEARS	PART NO.	DESCRIPTION
	1	Brass Block Plug Kit	73-72	381-8007	
	1	Steel Block Plug Kit	73-72	381-4011	
	1	Brass Deep Cup Freeze Plug	73-72	381-9001	VINTAGE; 1.625" Diameter
1	Steel Deep Cup Freeze Plug	73-72	381-3095	0.500" Diameter	
1	Steel Deep Cup Freeze Plug	73-72	381-3041	1.625" Diameter	
1	Steel Shallow Cup Freeze Plug	73-72	381-2078	2.109" Diameter	

52 307 5.0L (5032cc) OHV V8 (16 Valve) (Chevrolet), 3.875" Bore (GMC Eng.), 2 Bbl. "VIN H" 1971

VALVE TRAIN	QTY	TIMING	YEARS	PART NO.	DESCRIPTION
	1	3 Piece Set	71	KT3-499S	Powdered Metal Crank Sprocket; w/.405" tooth width sprocket; (1) 222-499; (1) 223-390; (1) 223-391
	1	Timing Chain	71	222-499	Use w/.405" tooth width sprocket; 46 Links
	1	Crank Sprocket	71	223-391	Powdered metal; .405" tooth width sprocket; 18 Teeth
	1	Cam Sprocket	71	223-390	.405" tooth width sprocket; 36 Teeth
	1	Cam Sprocket	71	223-390N	Nylon; .405" tooth width sprocket; 36 Teeth
	1	CAMSHAFT/LIFTER	YEARS	PART NO.	DESCRIPTION
	1	Camshaft	71	CS-274	Hydraulic, (050) Duration at .050 Lobe Lift, 203 Exh., 194 Int., 112 Degrees Lobe Separation
	1	Performance Cam	71	CS-1103R	Emissions Legal Cam; CARB E.O. No. D-292-1; Pro-1500 Perf. Cam; 0.42" Exh. Valve Lift, 0.398" Int. Valve Lift, Hydraulic, (050) Duration at .050 Lobe Lift, 204 Exh., 194 Int., 112 Degrees Lobe Separation
	1	Performance Cam	71	CS-1014R	Emissions Legal Cam; CARB E.O. No. D-292-1; Pro-2000 Perf. Cam; 0.443" Exh. Valve Lift, 0.42" Int. Valve Lift, Hydraulic, (050) Duration at .050 Lobe Lift, 214 Exh., 204 Int., 112 Degrees Lobe Separation
1	Performance Cam	71	CS-1106R	Emissions Legal Cam; CARB E.O. No. D-292-1; Pro-3000 Perf. Cam; 0.465" Exh. Valve Lift, 0.443" Int. Valve Lift, Hydraulic, (050) Duration at .050 Lobe Lift, 224 Exh., 214 Int., 112 Degrees Lobe Separation	
1	Prelube		55-403 Std Only	1.5 oz. packet	
1	Prelube		55-400 Std Only	4 oz. bottle; 1.5 oz. packet No. 55-403 also avail.	
16	Lifter	71	HT-817 Std Only	Hyd.	
16	Lifter, Bulk	71	HT-817B Std Only	Hyd.; Carton of 128	
1	CAM KIT	YEARS	PART NO.	DESCRIPTION	
1	Cam/Lifter Kit	71	KC-1103R	Emissions Legal Cam; CARB E.O. No. D-292-1; Hyd.; Pro-1500 Perf. Cam; Duration at .050", 194 Int., 204 Exh.; Valve lift .398" Int., .420" Exh.; Lobe Separation 112 Degrees; (1) 55-403B; (1) CS-1103R; (16) HT-817	
1	Cam/Lifter Kit	71	KC-1014R	Emissions Legal Cam; CARB E.O. No. D-292-1; Hyd.; Pro-2000 Perf. Cam; Duration at .050", 204 Int., 214 Exh.; Valve lift .420" Int., .443" Exh.; Lobe Separation 112 Degrees; (1) 55-403B; (1) CS-1014R; (16) HT-817	
1	Cam/Lifter Kit	71	KC-1106R	Emissions Legal Cam; CARB E.O. No. D-292-1; Hyd.; Pro-3000 Perf. Cam; Duration at .050", 214 Int., 224 Exh.; Valve lift .443" Int., .465" Exh.; Lobe Separation 112 Degrees; (1) 55-403B; (1) CS-1106R; (16) HT-817	
1	Cam/Lifter Kit	71	KC-274	Hyd.; (1) 55-403B; (1) CS-274; (16) HT-817	
1	Cam/Lifter/Timing Kit	71	KCT-1014R	Emissions Legal Cam; CARB E.O. No. D-292-1; Hyd.; Pro-2000 Perf. Cam; Duration at .050", 204 Int., 214 Exh.; Valve lift .420" Int., .443" Exh.; Lobe Separation 112 Degrees; (1) 55-403B; (1) CS-1014R; (1) CTS-1100NR; (16) HT-817	
1	Cam/Lifter/Timing Kit	71	KCT-274	Hyd.; w/.405" tooth width sprocket; (1) 55-403B; (1) CS-274; (16) HT-817; (1) KT3-499S	
16	PUSH ROD	YEARS	PART NO.	DESCRIPTION	
16	Push Rod	71	RP-3093 Std Only	7.7940" O.A.L.	
16	Push Rod	71	RP-3212R Std-100-150-200	Chrome-Moly; 7.7900" O.A.L.	
16	Push Rod, Bulk	71	BRP-3093 Std Only	Carton of 100; 7.7940" O.A.L.	
16	Push Rod, Bulk	71	BRP-3212R Std-100	Chrome-Moly; Carton of 100; 7.7900" O.A.L.	

(continued on next page)

GMC Truck (Incl. SUV's)

307 5.0L (5032cc) OHV V8 (16 Valve) (Chevrolet), 3.875" Bore (GMC Eng.), 2 Bbl. "VIN H" 1971 52
(cont.)

QTY	ROCKER PARTS	YEARS	PART NO.	DESCRIPTION
16	Arm Assy.	71	R-826 Std Only	Incl. arm, ball & nut
16	Arm Assy., Bulk	71	R-826B Std Only	Incl. arm, ball & nut; Carton of 64
16	Arm	71	R-826A Std Only	
16	Rocker Arm Ball	71	MR-1783 Std Only	
16	Nut	71	MR-1751 Std Only	Self-locking, 3/8" x 24 threads
16	Stud	71	MR-1752 Std Only	.003" O/S; 3/8" x 24 x 2.495"
16	Stud	71	MR-1949 Std Only	.372" x 24 x 2.495"
QTY	VALVE	YEARS	PART NO.	DESCRIPTION
8	Exhaust	71	V-1904 Std-3-15-30	Chrome plated stem; 1.5000" Head Dia., 0.3414" Stem Dia., 4.9280" O.A.L.
8	Exhaust	71	V-1888X Std Only	Chrome plated stem; Stellite face; 1.5000" Head Dia., 0.3412" Stem Dia., 4.9230" O.A.L.
8	Exhaust	71	V-1199 Std-3-5-15-30	VINTAGE; 1.5000" Head Dia., 0.3415" Stem Dia., 4.9280" O.A.L.
8	Exhaust, Bulk	71	V-1904B Std-15	Chrome plated stem; Carton of 25; 1.5000" Head Dia., 0.3414" Stem Dia., 4.9280" O.A.L.
8	Exhaust, Bulk	71	V-1199B Std Only	VINTAGE; Carton of 25; 1.5000" Head Dia., 0.3415" Stem Dia., 4.9280" O.A.L.
8	Intake	71	V-1927 Std-15	Chrome plated stem; 1.7200" Head Dia., 0.3413" Stem Dia., 4.9170" O.A.L.
8	Intake	71	V-1200 Std-3-15-30	VINTAGE; 1.7200" Head Dia., 0.3413" Stem Dia., 4.9170" O.A.L.
8	Intake, Bulk	71	V-1927B Std Only	Chrome plated stem; Carton of 25; 1.7200" Head Dia., 0.3413" Stem Dia., 4.9170" O.A.L.
8	Intake, Bulk	71	V-1200B Std Only	VINTAGE; Carton of 25; 1.7200" Head Dia., 0.3413" Stem Dia., 4.9170" O.A.L.
QTY	VALVE SPRING	YEARS	PART NO.	DESCRIPTION
8	Spring	71	VS-677 Std Only	Loc. Exh.; Incl. damper; 2.0300" Free Height
8	Spring	71	VS-739R Std Only	Loc. Exh.; Optional-H/D; 2.0000" Free Height
8	Spring	71	VS-677 Std Only	Loc. Int.; Incl. damper; 2.0300" Free Height
8	Spring	71	VS-739R Std Only	Loc. Int.; Optional-H/D; 2.0000" Free Height
8	Spring, Bulk	71	VS-677B Std Only	Loc. Exh.; Incl. damper; Carton of 250; 2.0300" Free Height
8	Spring, Bulk	71	VS-739RB Std Only	Loc. Exh.; Optional-H/D; Carton of 300; 2.0000" Free Height
8	Spring, Bulk	71	VS-677B Std Only	Loc. Int.; Incl. damper; Carton of 250; 2.0300" Free Height
8	Spring, Bulk	71	VS-739RB Std Only	Loc. Int.; Optional-H/D; Carton of 300; 2.0000" Free Height
QTY	VALVE SEAL	YEARS	PART NO.	DESCRIPTION
16	Valve Stem Seal	71	MV-1233C Std Only	O-Ring; (RBB) Rubber
16	Valve Stem Seal	71	ST-2001 Std Only	Use w/O.E. guide; Positive type; Installation requires valve guide machining; (RBBTF) Rubber/PTFE
16	Valve Stem Seal	71	MV-1903 Std Only	Use w/repair guide; Positive type; (RBB) Rubber
16	Valve Stem Seal Bulk	71	MV-1233 Std Only	O-Ring; Carton of 100; (RBB) Rubber
16	Valve Stem Seal Bulk	71	ST-2001BC Std Only	Use w/O.E. guide; Positive type; Installation requires valve guide machining; Carton of 100; (RBBTF) Rubber/PTFE
QTY	VALVE SEAT	YEARS	PART NO.	DESCRIPTION
8	Seat	71	245-1562-2 Std Only	Loc. Exh.; 1.5675" OD, 1.3125" ID, 0.2480" Depth
8	Seat	71	245-1562-2N Std Only	Loc. Exh.; Premium Material; 1.5675" OD, 1.3125" ID, 0.2480" Depth
8	Seat	71	245-1812-3 Std Only	Loc. Int.; Use w/V-1200 & V-1927; 1.8175" OD, 1.5000" ID, 0.2160" Depth
QTY	VALVE, MISC	YEARS	PART NO.	DESCRIPTION
32	Keeper	71	VK-115A Std Only	1 groove; Square cut key groove; Carton pack 24
32	Keeper	71	VK-115 Std Only	1 groove; Square cut key groove; Carton pack 32
32	Keeper	71	VK-115R Std Only	1 groove; Square cut key groove; Hardened
32	Keeper, Bulk	71	VK-115B Std Only	1 groove; Square cut key groove; Carton of 1000
16	Spring Insert	71	259-201B Std Only	.030"; Carton of 100
16	Spring Insert	71	259-201A Std Only	.060"; Carton of 100
16	Spring Insert	71	259-201ARS Std Only	.060"; Carton of 500
QTY	PISTON	YEARS	PART NO.	DESCRIPTION
8	Cast Piston	71	295P Std-20-30-40-60	VINTAGE; Cast; .9275" Pin Dia.; 2 Rings 5/64 Groove, 1 Ring 3/16 Groove, 1.655 CD, Flat Head w/4 valve reliefs
8	Cast Piston - Individual	71	W295P Std-60	VINTAGE; Cast; .9275" Pin Dia.; 2 Rings 5/64 Groove, 1 Ring 3/16 Groove, 1.655 CD, Flat Head w/4 valve reliefs
QTY	RINGS	YEARS	PART NO.	DESCRIPTION
1	Premium Set	71	E-245K Std-20-30-40-60	VINTAGE; 2-5/64, 1-3/16; Premium Moly
1	Standard Set	71	E-245X Std-20-30-40-60-80	VINTAGE; 2-5/64, 1-3/16; Iron
QTY	ENGINE BEARINGS	YEARS	PART NO.	DESCRIPTION
1	Main Set	71	4663M Std-1-2-10-20-30-40-60	
1	Main Set	71	6688M 10 10-20-30	.020" O/S length flange brg.
1	Main Set	71	4663MA Std-1-2-10-20-30-40-60	A-Series aluminum bearings

(continued on next page)

GMC Truck (Incl. SUV's)

52 307 5.0L (5032cc) OHV V8 (16 Valve) (Chevrolet), 3.875" Bore (GMC Eng.), 2 Bbl. "VIN H" 1971
(cont.)

BLOCK		ENGINE BEARINGS			
		QTY	YEARS	PART NO.	DESCRIPTION
BLOCK		1	71	7329MA 10 10-20	A-Series aluminum bearings; .010" O/S length flange brg.
		1	71	8-2555CP Std-1-10-20-30-40-50	8-2555CA 60 avail. as unplated & resizeable; Overplated copper-lead alloy
		1	71	8-2555A Std-1-10-20-30-40-50-60	A-Series aluminum bearings
		1	71	8-2555A 10X2 10X2-20X2-30X2-40X2	A-Series aluminum bearings; Use in .002" O/S Rod Bore
		1	71	8-2555CA 60 60	Unplated & resizeable
		1	71	8-2555CP 10X2 + 10X2-20X2	Use in .002" O/S Rod Bore; Overplated copper-lead alloy; Superseded - When depleted use 8-2555A 10X2
		8	71	2555A Std-1-2-10-20-30-40-50-60	A-Series aluminum bearings
		8	71	2555CP Std-1-2-10-20-30-40-50	Overplated copper-lead alloy
		8	71	2555CA 60 60	Unplated & resizeable
		8	71	2555CP 10X2 + 10X2-20X2	Use in .002" O/S Rod Bore; Superseded - When depleted use 2555A 10X2
		1	71	1750M Std Only	2.030" housing bore
		1	71	1235M Std-1-10	Babbitt material; Full round design
		1	71	1749M Std Only	Bi-Metal Aluminum
		BLOCK		OIL PUMP	
1	71			224-4146	5/8" inlet
1	71			224-4146A	High Pressure; 5/8" inlet
1	71			224-4143	High Volume, check pan for clearance; 5/8" inlet; Use shaft w/steel guide
1	71			224-6146E	Exc. GMC Sprint Base; Has steel shaft guide; Eliminates nylon shaft guide
1	71			224-6154A	GMC Sprint Base; Shaft w/slotted end, 6.52" O.A.L.; Use w/nylon guide
1	71			224-6146	Exc. GMC Sprint Base; Use w/nylon shaft guide
1	71			224-43343	Nylon
1	71			224-1246	Exc. Chevrolet G10 Van Base, Sportvan, G20 Van Base, Sportvan I GMC G15 Van Base, Rally, Vandura, G25 Van Base, Rally, Vandura, G35 Van Base, Rally, Vandura, Sprint Base; 5/8" inlet tube
1	71			224-1146	Exc. Chevrolet G10 Van Base, Sportvan, G20 Van Base, Sportvan I GMC G15 Van Base, Rally, Vandura, G25 Van Base, Rally, Vandura, G35 Van Base, Rally, Vandura, Sprint Base; VINTAGE; 5/8" inlet
BLOCK		GASKETS			
		1	71	260-1000	VINTAGE; Head bolts not incl.
		1	71	260-1000AT	VINTAGE; Head bolts not incl.; PermaDryPlus® valve cover & oil pan gskts. incl.; PermaDryPlus® water outlet gskt. incl.
		2	71	260-2500 Std Only	Replacement recommended
BLOCK		FREEZE PLUGS			
		1	71	381-8007	
		1	71	381-4011	
		1	71	381-9001	VINTAGE; 1.625" Diameter
		1	71	381-3095	0.500" Diameter
		1	71	381-3041	1.625" Diameter
		1	71	381-2078	2.109" Diameter

53 307 5.0L (5032cc) OHV V8 (16 Valve) (Chevrolet), 3.875" Bore (GMC Eng.), 2 Bbl. "VIN P" 1971

BLOCK		TIMING			
		QTY	YEARS	PART NO.	DESCRIPTION
BLOCK		1	71	KT3-499S	Powdered Metal Crank Sprocket; w/.405" tooth width sprocket; (1) 222-499; (1) 223-390; (1) 223-391
		1	71	222-499	Use w/.405" tooth width sprocket; 46 Links
		1	71	223-391	Powdered metal; .405" tooth width sprocket; 18 Teeth
		1	71	223-390	.405" tooth width sprocket; 36 Teeth
		1	71	223-390N	Nylon; .405" tooth width sprocket; 36 Teeth
BLOCK		CAMSHAFT/LIFTER			
		1	71	CS-274	Hydraulic, (050) Duration at .050 Lobe Lift, 203 Exh., 194 Int., 112 Degrees Lobe Separation
BLOCK		1	71	CS-1103R	Emissions Legal Cam; CARB E.O. No. D-292-1; Pro-1500 Perf. Cam; 0.42" Exh. Valve Lift, 0.398" Int. Valve Lift, Hydraulic, (050) Duration at .050 Lobe Lift, 204 Exh., 194 Int., 112 Degrees Lobe Separation

(continued on next page)

GMC Truck (Incl. SUV's)

307 5.0L (5032cc) OHV V8 (16 Valve) (Chevrolet), 3.875" Bore (GMC Eng.), 2 Bbl. "VIN P" 1971 53
(cont.)

QTY	CAMSHAFT/LIFTER	YEARS	PART NO.	DESCRIPTION
1	(cont.) Performance Cam	71	CS-1014R	Emissions Legal Cam; CARB E.O. No. D-292-1; Pro-2000 Perf. Cam; 0.443" Exh. Valve Lift, 0.42" Int. Valve Lift, Hydraulic, (050) Duration at .050 Lobe Lift, 214 Exh., 204 Int., 112 Degrees Lobe Separation
1	Performance Cam	71	CS-1106R	Emissions Legal Cam; CARB E.O. No. D-292-1; Pro-3000 Perf. Cam; 0.465" Exh. Valve Lift, 0.443" Int. Valve Lift, Hydraulic, (050) Duration at .050 Lobe Lift, 224 Exh., 214 Int., 112 Degrees Lobe Separation
1	Prelube		55-403 Std Only	1.5 oz. packet
1	Prelube		55-400 Std Only	4 oz. bottle; 1.5 oz. packet No. 55-403 also avail.
16	Lifter	71	HT-817 Std Only	Hyd.
16	Lifter, Bulk	71	HT-817B Std Only	Hyd.; Carton of 128
QTY	CAM KIT	YEARS	PART NO.	DESCRIPTION
1	Cam/Lifter Kit	71	KC-1103R	Emissions Legal Cam; CARB E.O. No. D-292-1; Hyd.; Pro-1500 Perf. Cam; Duration at .050", 194 Int., 204 Exh.; Valve lift .398" Int., .420" Exh.; Lobe Separation 112 Degrees; (1) 55-403B; (1) CS-1103R; (16) HT-817
1	Cam/Lifter Kit	71	KC-1014R	Emissions Legal Cam; CARB E.O. No. D-292-1; Hyd.; Pro-2000 Perf. Cam; Duration at .050", 204 Int., 214 Exh.; Valve lift .420" Int., .443" Exh.; Lobe Separation 112 Degrees; (1) 55-403B; (1) CS-1014R; (16) HT-817
1	Cam/Lifter Kit	71	KC-1106R	Emissions Legal Cam; CARB E.O. No. D-292-1; Hyd.; Pro-3000 Perf. Cam; Duration at .050", 214 Int., 224 Exh.; Valve lift .443" Int., .465" Exh.; Lobe Separation 112 Degrees; (1) 55-403B; (1) CS-1106R; (16) HT-817
1	Cam/Lifter Kit	71	KC-274	Hyd.; (1) 55-403B; (1) CS-274; (16) HT-817
1	Cam/Lifter/Timing Kit	71	KCT-1014R	Emissions Legal Cam; CARB E.O. No. D-292-1; Hyd.; Pro-2000 Perf. Cam; Duration at .050", 204 Int., 214 Exh.; Valve lift .420" Int., .443" Exh.; Lobe Separation 112 Degrees; (1) 55-403B; (1) CS-1014R; (1) CTS-1100NR; (16) HT-817
1	Cam/Lifter/Timing Kit	71	KCT-274	Hyd.; w/.405" tooth width sprocket; (1) 55-403B; (1) CS-274; (16) HT-817; (1) KT3-499S
QTY	PUSH ROD	YEARS	PART NO.	DESCRIPTION
16	Push Rod	71	RP-3093 Std Only	7.7940" O.A.L.
16	Push Rod	71	RP-3212R Std-100-150-200	Chrome-Moly; 7.7900" O.A.L.
16	Push Rod, Bulk	71	BRP-3093 Std Only	Carton of 100; 7.7940" O.A.L.
16	Push Rod, Bulk	71	BRP-3212R Std-100	Chrome-Moly; Carton of 100; 7.7900" O.A.L.
QTY	ROCKER PARTS	YEARS	PART NO.	DESCRIPTION
16	Arm Assy.	71	R-826 Std Only	Incl. arm, ball & nut
16	Arm Assy., Bulk	71	R-826B Std Only	Incl. arm, ball & nut; Carton of 64
16	Arm	71	R-826A Std Only	
16	Rocker Arm Ball	71	MR-1783 Std Only	
16	Nut	71	MR-1751 Std Only	Self-locking, 3/8" x 24 threads
16	Stud	71	MR-1752 Std Only	.003" O/S; 3/8" x 24 x 2.495"
16	Stud	71	MR-1949 Std Only	.372" x 24 x 2.495"
QTY	VALVE	YEARS	PART NO.	DESCRIPTION
8	Exhaust	71	V-1904 Std-3-15-30	Chrome plated stem; 1.5000" Head Dia., 0.3414" Stem Dia., 4.9280" O.A.L.
8	Exhaust	71	V-1888X Std Only	Chrome plated stem; Stellite face; 1.5000" Head Dia., 0.3412" Stem Dia., 4.9230" O.A.L.
8	Exhaust	71	V-1199 Std-3-5-15-30	VINTAGE; 1.5000" Head Dia., 0.3415" Stem Dia., 4.9280" O.A.L.
8	Exhaust, Bulk	71	V-1904B Std-15	Chrome plated stem; Carton of 25; 1.5000" Head Dia., 0.3414" Stem Dia., 4.9280" O.A.L.
8	Exhaust, Bulk	71	V-1199B Std Only	VINTAGE; Carton of 25; 1.5000" Head Dia., 0.3415" Stem Dia., 4.9280" O.A.L.
8	Intake	71	V-1927 Std-15	Chrome plated stem; 1.7200" Head Dia., 0.3413" Stem Dia., 4.9170" O.A.L.
8	Intake	71	V-1200 Std-3-15-30	VINTAGE; 1.7200" Head Dia., 0.3413" Stem Dia., 4.9170" O.A.L.
8	Intake, Bulk	71	V-1927B Std Only	Chrome plated stem; Carton of 25; 1.7200" Head Dia., 0.3413" Stem Dia., 4.9170" O.A.L.
8	Intake, Bulk	71	V-1200B Std Only	VINTAGE; Carton of 25; 1.7200" Head Dia., 0.3413" Stem Dia., 4.9170" O.A.L.
QTY	VALVE SPRING	YEARS	PART NO.	DESCRIPTION
8	Spring	71	VS-677 Std Only	Loc. Exh.; Incl. damper; 2.0300" Free Height
8	Spring	71	VS-739R Std Only	Loc. Exh.; Optional-H/D; 2.0000" Free Height
8	Spring	71	VS-677 Std Only	Loc. Int.; Incl. damper; 2.0300" Free Height
8	Spring	71	VS-739R Std Only	Loc. Int.; Optional-H/D; 2.0000" Free Height
8	Spring, Bulk	71	VS-677B Std Only	Loc. Exh.; Incl. damper; Carton of 250; 2.0300" Free Height

VALVE TRAIN

VALVE TRAIN

(continued on next page)

GMC Truck (Incl. SUV's)

53 307 5.0L (5032cc) OHV V8 (16 Valve) (Chevrolet), 3.875" Bore (GMC Eng.), 2 Bbl. "VIN P" 1971

(cont.)

QTY	VALVE SPRING (cont.)	YEARS	PART NO.	DESCRIPTION
8	Spring, Bulk	71	VS-739RB Std Only	Loc. Exh.; Optional-H/D; Carton of 300; 2.0000" Free Height
8	Spring, Bulk	71	VS-677B Std Only	Loc. Int.; Incl. damper; Carton of 250; 2.0300" Free Height
8	Spring, Bulk	71	VS-739RB Std Only	Loc. Int.; Optional-H/D; Carton of 300; 2.0000" Free Height
QTY	VALVE SEAL	YEARS	PART NO.	DESCRIPTION
16	Valve Stem Seal	71	MV-1233C Std Only	O-Ring; (RBB) Rubber
16	Valve Stem Seal	71	ST-2001 Std Only	Use w/O.E. guide; Positive type; Installation requires valve guide machining; (RBBTF) Rubber/PTFE
16	Valve Stem Seal	71	MV-1903 Std Only	Use w/repair guide; Positive type; (RBB) Rubber
16	Valve Stem Seal Bulk	71	MV-1233 Std Only	O-Ring; Carton of 100; (RBB) Rubber
16	Valve Stem Seal Bulk	71	ST-2001BC Std Only	Use w/O.E. guide; Positive type; Installation requires valve guide machining; Carton of 100; (RBBTF) Rubber/PTFE
QTY	VALVE SEAT	YEARS	PART NO.	DESCRIPTION
8	Seat	71	245-1562-2 Std Only	Loc. Exh.; 1.5675" OD, 1.3125" ID, 0.2480" Depth
8	Seat	71	245-1562-2N Std Only	Loc. Exh.; Premium Material; 1.5675" OD, 1.3125" ID, 0.2480" Depth
8	Seat	71	245-1812-3 Std Only	Loc. Int.; Use w/V-1200 & V-1927; 1.8175" OD, 1.5000" ID, 0.2160" Depth
QTY	VALVE, MISC	YEARS	PART NO.	DESCRIPTION
32	Keeper	71	VK-115A Std Only	1 groove; Square cut key groove; Carton pack 24
32	Keeper	71	VK-115 Std Only	1 groove; Square cut key groove; Carton pack 32
32	Keeper	71	VK-115R Std Only	1 groove; Square cut key groove; Hardened
32	Keeper, Bulk	71	VK-115B Std Only	1 groove; Square cut key groove; Carton of 1000
16	Spring Insert	71	259-201B Std Only	.030"; Carton of 100
16	Spring Insert	71	259-201A Std Only	.060"; Carton of 100
16	Spring Insert	71	259-201ARS Std Only	.060"; Carton of 500
QTY	PISTON	YEARS	PART NO.	DESCRIPTION
8	Cast Piston	71	295P Std-20-30-40-60	VINTAGE; Cast; .9275" Pin Dia.; 2 Rings 5/64 Groove, 1 Ring 3/16 Groove, 1.655 CD, Flat Head w/4 valve reliefs
8	Cast Piston - Individual	71	W295P Std-60	VINTAGE; Cast; .9275" Pin Dia.; 2 Rings 5/64 Groove, 1 Ring 3/16 Groove, 1.655 CD, Flat Head w/4 valve reliefs
QTY	RINGS	YEARS	PART NO.	DESCRIPTION
1	Premium Set	71	E-245K Std-20-30-40-60	VINTAGE; 2-5/64, 1-3/16; Premium Moly
1	Standard Set	71	E-245X Std-20-30-40-60-80	VINTAGE; 2-5/64, 1-3/16; Iron
QTY	ENGINE BEARINGS	YEARS	PART NO.	DESCRIPTION
1	Main Set	71	4663M Std-1-2-10-20-30-40-60	
1	Main Set	71	6688M 10 10-20-30	.020" O/S length flange brg.
1	Main Set	71	4663MA Std-1-2-10-20-30-40-60	A-Series aluminum bearings
1	Main Set	71	7329MA 10 10-20	A-Series aluminum bearings; .010" O/S length flange brg.
1	Rod Set	71	8-2555CP Std-1-10-20-30-40-50	8-2555CA 60 avail. as unplated & resizeable; Overplated copper-lead alloy
1	Rod Set	71	8-2555A Std-1-10-20-30-40-50-60	A-Series aluminum bearings
1	Rod Set	71	8-2555A 10X2 10X2-20X2-30X2-40X2	A-Series aluminum bearings; Use in .002" O/S Rod Bore
1	Rod Set	71	8-2555CA 60 60	Unplated & resizeable
1	Rod Set	71	8-2555CP 10X2 + 10X2-20X2	Use in .002" O/S Rod Bore; Overplated copper-lead alloy; Superseded - When depleted use 8-2555A 10X2
8	Rod Pair	71	2555A Std-1-2-10-20-30-40-50-60	A-Series aluminum bearings
8	Rod Pair	71	2555CP Std-1-2-10-20-30-40-50	Overplated copper-lead alloy
8	Rod Pair	71	2555CA 60 60	Unplated & resizeable
8	Rod Pair	71	2555CP 10X2 + 10X2-20X2	Use in .002" O/S Rod Bore; Superseded - When depleted use 2555A 10X2
1	Cam Set	71	1750M Std Only	2.030" housing bore
1	Cam Set	71	1235M Std-1-10	Babbitt material; Full round design
1	Cam Set	71	1749M Std Only	Bi-Metal Aluminum
QTY	OIL PUMP	YEARS	PART NO.	DESCRIPTION
1	Oil Pump	71	224-4146	5/8" inlet
1	Oil Pump	71	224-4146A	High Pressure; 5/8" inlet
1	Oil Pump	71	224-4143	High Volume, check pan for clearance; 5/8" inlet; Use shaft w/steel guide
1	Inter. Shaft	71	224-6146E	Exc. GMC Sprint Base; Has steel shaft guide; Eliminates nylon shaft guide
1	Inter. Shaft	71	224-6154A	GMC Sprint Base; Shaft w/slotted end, 6.52" O.A.L.; Use w/nylon guide
1	Inter. Shaft	71	224-6146	Exc. GMC Sprint Base; Use w/nylon shaft guide
1	Oil Pump Shaft Guide	71	224-43343	Nylon

(continued on next page)

GMC Truck (Incl. SUV's)

307 5.0L (5032cc) OHV V8 (16 Valve) (Chevrolet), 3.875" Bore (GMC Eng.), 2 Bbl. "VIN P" 1971 53
(cont.)

BLOCK	QTY	OIL PUMP (cont.)	YEARS	PART NO.	DESCRIPTION
	1	Screen Assy.	71	224-1246	Exc. Chevrolet G10 Van Base, Sportvan, G20 Van Base, Sportvan I GMC G15 Van Base, Rally, Vandura, G25 Van Base, Rally, Vandura, G35 Van Base, Rally, Vandura, Sprint Base; 5/8" inlet tube
	1	Screen Assy.	71	224-1146	Exc. Chevrolet G10 Van Base, Sportvan, G20 Van Base, Sportvan I GMC G15 Van Base, Rally, Vandura, G25 Van Base, Rally, Vandura, G35 Van Base, Rally, Vandura, Sprint Base; VINTAGE; 5/8" inlet
QTY		GASKETS	YEARS	PART NO.	DESCRIPTION
	1	Kit Gasket Set	71	260-1000	VINTAGE; Head bolts not incl.
	1	Kit Gasket Set	71	260-1000AT	VINTAGE; Head bolts not incl.; PermaDryPlus® valve cover & oil pan gskts. incl.; PermaDryPlus® water outlet gskt. incl.
	2	Head Bolt Set	71	260-2500 Std Only	Replacement recommended
QTY		FREEZE PLUGS	YEARS	PART NO.	DESCRIPTION
	1	Brass Block Plug Kit	71	381-8007	
	1	Steel Block Plug Kit	71	381-4011	
	1	Brass Deep Cup Freeze Plug	71	381-9001	VINTAGE; 1.625" Diameter
	1	Steel Deep Cup Freeze Plug	71	381-3095	0.500" Diameter
	1	Steel Deep Cup Freeze Plug	71	381-3041	1.625" Diameter
	1	Steel Shallow Cup Freeze Plug	71	381-2078	2.109" Diameter

307 5.0L (5032cc) OHV V8 (16 Valve) (Chevrolet), 3.875" Bore (GMC Eng.), 2 Bbl. "VIN U" 1969 54

VALVE TRAIN	QTY	TIMING	YEARS	PART NO.	DESCRIPTION
	1	3 Piece Set	69	KT3-499S	Powdered Metal Crank Sprocket; w/.405" tooth width sprocket; (1) 222-499; (1) 223-390; (1) 223-391
	1	Timing Chain	69	222-499	Use w/.405" tooth width sprocket; 46 Links
	1	Crank Sprocket	69	223-391	Powdered metal; .405" tooth width sprocket; 18 Teeth
	1	Cam Sprocket	69	223-390	.405" tooth width sprocket; 36 Teeth
	1	Cam Sprocket	69	223-390N	Nylon; .405" tooth width sprocket; 36 Teeth
QTY		CAMSHAFT/LIFTER	YEARS	PART NO.	DESCRIPTION
	1	Camshaft	69	CS-274	Hydraulic, (050) Duration at .050 Lobe Lift, 203 Exh., 194 Int., 112 Degrees Lobe Separation
	1	Performance Cam	69	CS-1103R	Emissions Legal Cam; CARB E.O. No. D-292-1; Pro-1500 Perf. Cam; 0.42" Exh. Valve Lift, 0.398" Int. Valve Lift, Hydraulic, (050) Duration at .050 Lobe Lift, 204 Exh., 194 Int., 112 Degrees Lobe Separation
	1	Performance Cam	69	CS-1014R	Emissions Legal Cam; CARB E.O. No. D-292-1; Pro-2000 Perf. Cam; 0.443" Exh. Valve Lift, 0.42" Int. Valve Lift, Hydraulic, (050) Duration at .050 Lobe Lift, 214 Exh., 204 Int., 112 Degrees Lobe Separation
	1	Performance Cam	69	CS-1106R	Emissions Legal Cam; CARB E.O. No. D-292-1; Pro-3000 Perf. Cam; 0.465" Exh. Valve Lift, 0.443" Int. Valve Lift, Hydraulic, (050) Duration at .050 Lobe Lift, 224 Exh., 214 Int., 112 Degrees Lobe Separation
	1	Prelube		55-403 Std Only	1.5 oz. packet
	1	Prelube		55-400 Std Only	4 oz. bottle; 1.5 oz. packet No. 55-403 also avail.
	16	Lifter	69	HT-817 Std Only	Hyd.
	16	Lifter, Bulk	69	HT-817B Std Only	Hyd.; Carton of 128
QTY		CAM KIT	YEARS	PART NO.	DESCRIPTION
	1	Cam/Lifter Kit	69	KC-1103R	Emissions Legal Cam; CARB E.O. No. D-292-1; Hyd.; Pro-1500 Perf. Cam; Duration at .050", 194 Int., 204 Exh.; Valve lift .398" Int., .420" Exh.; Lobe Separation 112 Degrees; (1) 55-403B; (1) CS-1103R; (16) HT-817
	1	Cam/Lifter Kit	69	KC-1014R	Emissions Legal Cam; CARB E.O. No. D-292-1; Hyd.; Pro-2000 Perf. Cam; Duration at .050", 204 Int., 214 Exh.; Valve lift .420" Int., .443" Exh.; Lobe Separation 112 Degrees; (1) 55-403B; (1) CS-1014R; (16) HT-817
	1	Cam/Lifter Kit	69	KC-1106R	Emissions Legal Cam; CARB E.O. No. D-292-1; Hyd.; Pro-3000 Perf. Cam; Duration at .050", 214 Int., 224 Exh.; Valve lift .443" Int., .465" Exh.; Lobe Separation 112 Degrees; (1) 55-403B; (1) CS-1106R; (16) HT-817
	1	Cam/Lifter Kit	69	KC-274	Hyd.; (1) 55-403B; (1) CS-274; (16) HT-817
	1	Cam/Lifter/Timing Kit	69	KCT-1014R	Emissions Legal Cam; CARB E.O. No. D-292-1; Hyd.; Pro-2000 Perf. Cam; Duration at .050", 204 Int., 214 Exh.; Valve lift .420" Int., .443" Exh.; Lobe Separation 112 Degrees; (1) 55-403B; (1) CS-1014R; (1) CTS-1100NR; (16) HT-817
	1	Cam/Lifter/Timing Kit	69	KCT-274	Hyd.; w/.405" tooth width sprocket; (1) 55-403B; (1) CS-274; (16) HT-817; (1) KT3-499S

(continued on next page)

GMC Truck (Incl. SUV's)

54 307 5.0L (5032cc) OHV V8 (16 Valve) (Chevrolet), 3.875" Bore (GMC Eng.), 2 Bbl. "VIN U" 1969
(cont.)

QTY	PUSH ROD	YEARS	PART NO.	DESCRIPTION
16	Push Rod	69	RP-3093 Std Only	7.7940" O.A.L.
16	Push Rod	69	RP-3212R Std-100-150-200	Chrome-Moly; 7.7900" O.A.L.
16	Push Rod, Bulk	69	BRP-3093 Std Only	Carton of 100; 7.7940" O.A.L.
16	Push Rod, Bulk	69	BRP-3212R Std-100	Chrome-Moly; Carton of 100; 7.7900" O.A.L.
QTY	ROCKER PARTS	YEARS	PART NO.	DESCRIPTION
16	Arm Assy.	69	R-826 Std Only	Incl. arm, ball & nut
16	Arm Assy., Bulk	69	R-826B Std Only	Incl. arm, ball & nut; Carton of 64
16	Arm	69	R-826A Std Only	
16	Rocker Arm Ball	69	MR-1783 Std Only	
16	Nut	69	MR-1751 Std Only	Self-locking, 3/8" x 24 threads
16	Stud	69	MR-1752 Std Only	.003" O/S; 3/8" x 24 x 2.495"
16	Stud	69	MR-1949 Std Only	.372" x 24 x 2.495"
QTY	VALVE	YEARS	PART NO.	DESCRIPTION
8	Exhaust	69	V-1888X Std Only	Chrome plated stem; Stellite face; 1.5000" Head Dia., 0.3412" Stem Dia., 4.9230" O.A.L.
8	Exhaust	69	V-1199 Std-3-5-15-30	VINTAGE; 1.5000" Head Dia., 0.3415" Stem Dia., 4.9280" O.A.L.
8	Exhaust, Bulk	69	V-1199B Std Only	VINTAGE; Carton of 25; 1.5000" Head Dia., 0.3415" Stem Dia., 4.9280" O.A.L.
8	Intake	69	V-1200 Std-3-15-30	VINTAGE; 1.7200" Head Dia., 0.3413" Stem Dia., 4.9170" O.A.L.
8	Intake, Bulk	69	V-1200B Std Only	VINTAGE; Carton of 25; 1.7200" Head Dia., 0.3413" Stem Dia., 4.9170" O.A.L.
QTY	VALVE SPRING	YEARS	PART NO.	DESCRIPTION
8	Spring	69	VS-677 Std Only	Loc. Exh.; Incl. damper; 2.0300" Free Height
8	Spring	69	VS-739R Std Only	Loc. Exh.; Optional-H/D; 2.0000" Free Height
8	Spring	69	VS-677 Std Only	Loc. Int.; Incl. damper; 2.0300" Free Height
8	Spring	69	VS-739R Std Only	Loc. Int.; Optional-H/D; 2.0000" Free Height
8	Spring, Bulk	69	VS-677B Std Only	Loc. Exh.; Incl. damper; Carton of 250; 2.0300" Free Height
8	Spring, Bulk	69	VS-739RB Std Only	Loc. Exh.; Optional-H/D; Carton of 300; 2.0000" Free Height
8	Spring, Bulk	69	VS-677B Std Only	Loc. Int.; Incl. damper; Carton of 250; 2.0300" Free Height
8	Spring, Bulk	69	VS-739RB Std Only	Loc. Int.; Optional-H/D; Carton of 300; 2.0000" Free Height
QTY	VALVE SEAL	YEARS	PART NO.	DESCRIPTION
16	Valve Stem Seal	69	MV-1233C Std Only	O-Ring; (RBB) Rubber
16	Valve Stem Seal	69	ST-2001 Std Only	Use w/O.E. guide; Positive type; Installation requires valve guide machining; (RBBTF) Rubber/PTFE
16	Valve Stem Seal	69	MV-1903 Std Only	Use w/repair guide; Positive type; (RBB) Rubber
16	Valve Stem Seal Bulk	69	MV-1233 Std Only	O-Ring; Carton of 100; (RBB) Rubber
16	Valve Stem Seal Bulk	69	ST-2001BC Std Only	Use w/O.E. guide; Positive type; Installation requires valve guide machining; Carton of 100; (RBBTF) Rubber/PTFE
QTY	VALVE SEAT	YEARS	PART NO.	DESCRIPTION
8	Seat	69	245-1562-2 Std Only	Loc. Exh.; 1.5675" OD, 1.3125" ID, 0.2480" Depth
8	Seat	69	245-1562-2N Std Only	Loc. Exh.; Premium Material; 1.5675" OD, 1.3125" ID, 0.2480" Depth
8	Seat	69	245-1812-3 Std Only	Loc. Int.; Use w/V-1200 & V-1927; 1.8175" OD, 1.5000" ID, 0.2160" Depth
QTY	VALVE, MISC	YEARS	PART NO.	DESCRIPTION
32	Keeper	69	VK-115A Std Only	1 groove; Square cut key groove; Carton pack 24
32	Keeper	69	VK-115 Std Only	1 groove; Square cut key groove; Carton pack 32
32	Keeper	69	VK-115R Std Only	1 groove; Square cut key groove; Hardened
32	Keeper, Bulk	69	VK-115B Std Only	1 groove; Square cut key groove; Carton of 1000
16	Spring Insert	69	259-201B Std Only	.030"; Carton of 100
16	Spring Insert	69	259-201A Std Only	.060"; Carton of 100
16	Spring Insert	69	259-201ARS Std Only	.060"; Carton of 500
QTY	PISTON	YEARS	PART NO.	DESCRIPTION
8	Cast Piston	69	295P Std-20-30-40-60	VINTAGE; Cast; .9275" Pin Dia.; 2 Rings 5/64 Groove, 1 Ring 3/16 Groove, 1.655 CD, Flat Head w/4 valve reliefs
8	Cast Piston - Individual	69	W295P Std-60	VINTAGE; Cast; .9275" Pin Dia.; 2 Rings 5/64 Groove, 1 Ring 3/16 Groove, 1.655 CD, Flat Head w/4 valve reliefs
QTY	RINGS	YEARS	PART NO.	DESCRIPTION
1	Premium Set	69	E-245K Std-20-30-40-60	VINTAGE; 2-5/64, 1-3/16; Premium Moly
1	Standard Set	69	E-245X Std-20-30-40-60-80	VINTAGE; 2-5/64, 1-3/16; Iron
QTY	ENGINE BEARINGS	YEARS	PART NO.	DESCRIPTION
1	Main Set	69	4663M Std-1-2-10-20-30-40-60	
1	Main Set	69	6688M 10 10-20-30	.020" O/S length flange brg.
1	Main Set	69	4663MA Std-1-2-10-20-30-40-60	A-Series aluminum bearings
1	Main Set	69	7329MA 10 10-20	A-Series aluminum bearings; .010" O/S length flange brg.

VALVE TRAIN

VALVE TRAIN

BLOCK

BLOCK

(continued on next page)

GMC Truck (Incl. SUV's)

307 5.0L (5032cc) OHV V8 (16 Valve) (Chevrolet), 3.875" Bore (GMC Eng.), 2 Bbl. "VIN U" 1969 54
(cont.)

	ENGINE BEARINGS	YEARS	PART NO.	DESCRIPTION	
BLOCK	QTY (cont.)				
	1	Rod Set	69	8-2555CP Std-1-10-20-30-40-50	8-2555CA 60 avail. as unplated & resizeable; Overplated copper-lead alloy
	1	Rod Set	69	8-2555A Std-1-10-20-30-40-50-60	A-Series aluminum bearings
	1	Rod Set	69	8-2555A 10X2 10X2-20X2-30X2-40X2	A-Series aluminum bearings ; Use in .002" O/S Rod Bore
	1	Rod Set	69	8-2555CA 60 60	Unplated & resizeable
	1	Rod Set	69	8-2555CP 10X2 + 10X2-20X2	Use in .002" O/S Rod Bore; Overplated copper-lead alloy; Superseded - When depleted use 8-2555A 10X2
	8	Rod Pair	69	2555A Std-1-2-10-20-30-40-50-60	A-Series aluminum bearings
	8	Rod Pair	69	2555CP Std-1-2-10-20-30-40-50	Overplated copper-lead alloy
	8	Rod Pair	69	2555CA 60 60	Unplated & resizeable
	8	Rod Pair	69	2555CP 10X2 + 10X2-20X2	Use in .002" O/S Rod Bore; Superseded - When depleted use 2555A 10X2
	1	Cam Set	69	1750M Std Only	2.030" housing bore
	1	Cam Set	69	1235M Std-1-10	Babbitt material; Full round design
1	Cam Set	69	1749M Std Only	Bi-Metal Aluminum	
BLOCK	QTY	OIL PUMP	YEARS	PART NO.	DESCRIPTION
	1	Oil Pump	69	224-4146	5/8" inlet
	1	Oil Pump	69	224-4146A	High Pressure; 5/8" inlet
	1	Oil Pump	69	224-4143	High Volume, check pan for clearance; 5/8" inlet; Use shaft w/steel guide
	1	Inter. Shaft	69	224-6146E	Has steel shaft guide; Eliminates nylon shaft guide
	1	Inter. Shaft	69	224-6146	Use w/nylon shaft guide
	1	Oil Pump Shaft Guide	69	224-43343	Nylon
	1	Screen Assy.	69	224-1146	VINTAGE; 5/8" inlet
BLOCK	QTY	GASKETS	YEARS	PART NO.	DESCRIPTION
	1	Kit Gasket Set	69	260-1000	VINTAGE; Head bolts not incl.
	1	Kit Gasket Set	69	260-1000AT	VINTAGE; Head bolts not incl.; PermaDryPlus® valve cover & oil pan gskts. incl.; PermaDryPlus® water outlet gskt. incl.
2	Head Bolt Set	69	260-2500 Std Only	Replacement recommended	
BLOCK	QTY	FREEZE PLUGS	YEARS	PART NO.	DESCRIPTION
	1	Brass Block Plug Kit	69	381-8007	
	1	Steel Block Plug Kit	69	381-4011	
	1	Brass Deep Cup Freeze Plug	69	381-9001	VINTAGE; 1.625" Diameter
	1	Steel Deep Cup Freeze Plug	69	381-3095	0.500" Diameter
	1	Steel Deep Cup Freeze Plug	69	381-3041	1.625" Diameter
	1	Steel Shallow Cup Freeze Plug	69	381-2078	2.109" Diameter

307 5.0L (5032cc) OHV V8 (16 Valve) (Chevrolet), 3.875" Bore (GMC Eng.), 2 Bbl. "VIN X" 1973 55

	TIMING	YEARS	PART NO.	DESCRIPTION	
VALVE TRAIN	QTY				
	1	3 Piece Set	73	KT3-499S	Powdered Metal Crank Sprocket; w/.405" tooth width sprocket; (1) 222-499; (1) 223-390; (1) 223-391
	1	Timing Chain	73	222-499	Use w/.405" tooth width sprocket; 46 Links
	1	Crank Sprocket	73	223-391	Powdered metal; .405" tooth width sprocket; 18 Teeth
	1	Cam Sprocket	73	223-390	.405" tooth width sprocket; 36 Teeth
1	Cam Sprocket	73	223-390N	Nylon; .405" tooth width sprocket; 36 Teeth	
VALVE TRAIN	QTY	CAMSHAFT/LIFTER	YEARS	PART NO.	DESCRIPTION
	1	Camshaft	73	CS-274	Hydraulic, (050) Duration at .050 Lobe Lift, 203 Exh., 194 Int., 112 Degrees Lobe Separation
	1	Performance Cam	73	CS-1103R	Emissions Legal Cam; CARB E.O. No. D-292-1; Pro-1500 Perf. Cam; 0.42" Exh. Valve Lift, 0.398" Int. Valve Lift, Hydraulic, (050) Duration at .050 Lobe Lift, 204 Exh., 194 Int., 112 Degrees Lobe Separation
	1	Performance Cam	73	CS-1014R	Emissions Legal Cam; CARB E.O. No. D-292-1; Pro-2000 Perf. Cam; 0.443" Exh. Valve Lift, 0.42" Int. Valve Lift, Hydraulic, (050) Duration at .050 Lobe Lift, 214 Exh., 204 Int., 112 Degrees Lobe Separation
	1	Performance Cam	73	CS-1106R	Emissions Legal Cam; CARB E.O. No. D-292-1; Pro-3000 Perf. Cam; 0.465" Exh. Valve Lift, 0.443" Int. Valve Lift, Hydraulic, (050) Duration at .050 Lobe Lift, 224 Exh., 214 Int., 112 Degrees Lobe Separation
	1	Prelube		55-403 Std Only	1.5 oz. packet
	1	Prelube		55-400 Std Only	4 oz. bottle; 1.5 oz. packet No. 55-403 also avail.
16	Lifter	73	HT-817 Std Only	Hyd.	
16	Lifter, Bulk	73	HT-817B Std Only	Hyd.; Carton of 128	

(continued on next page)

GMC Truck (Incl. SUV's)

55 307 5.0L (5032cc) OHV V8 (16 Valve) (Chevrolet), 3.875" Bore (GMC Eng.), 2 Bbl. "VIN X" 1973
(cont.)

VALVE TRAIN

VALVE TRAIN

QTY	CAM KIT	YEARS	PART NO.	DESCRIPTION
1	Cam/Lifter Kit	73	KC-1103R	Emissions Legal Cam; CARB E.O. No. D-292-1; Hyd.; Pro-1500 Perf. Cam; Duration at .050", 194 Int., 204 Exh.; Valve lift .398" Int., .420" Exh.; Lobe Separation 112 Degrees; (1) 55-403B; (1) CS-1103R; (16) HT-817
1	Cam/Lifter Kit	73	KC-1014R	Emissions Legal Cam; CARB E.O. No. D-292-1; Hyd.; Pro-2000 Perf. Cam; Duration at .050", 204 Int., 214 Exh.; Valve lift .420" Int., .443" Exh.; Lobe Separation 112 Degrees; (1) 55-403B; (1) CS-1014R; (16) HT-817
1	Cam/Lifter Kit	73	KC-1106R	Emissions Legal Cam; CARB E.O. No. D-292-1; Hyd.; Pro-3000 Perf. Cam; Duration at .050", 214 Int., 224 Exh.; Valve lift .443" Int., .465" Exh.; Lobe Separation 112 Degrees; (1) 55-403B; (1) CS-1106R; (16) HT-817
1	Cam/Lifter Kit	73	KC-274	Hyd.; (1) 55-403B; (1) CS-274; (16) HT-817
1	Cam/Lifter/Timing Kit	73	KCT-1014R	Emissions Legal Cam; CARB E.O. No. D-292-1; Hyd.; Pro-2000 Perf. Cam; Duration at .050", 204 Int., 214 Exh.; Valve lift .420" Int., .443" Exh.; Lobe Separation 112 Degrees; (1) 55-403B; (1) CS-1014R; (1) CTS-1100NR; (16) HT-817
1	Cam/Lifter/Timing Kit	73	KCT-274	Hyd.; w/.405" tooth width sprocket; (1) 55-403B; (1) CS-274; (16) HT-817; (1) KT3-499S
QTY	PUSH ROD	YEARS	PART NO.	DESCRIPTION
16	Push Rod	73	RP-3093 Std Only	7.7940" O.A.L.
16	Push Rod	73	RP-3212R Std-100-150-200	Chrome-Moly; 7.7900" O.A.L.
16	Push Rod, Bulk	73	BRP-3093 Std Only	Carton of 100; 7.7940" O.A.L.
16	Push Rod, Bulk	73	BRP-3212R Std-100	Chrome-Moly; Carton of 100; 7.7900" O.A.L.
QTY	ROCKER PARTS	YEARS	PART NO.	DESCRIPTION
16	Arm Assy.	73	R-826 Std Only	Incl. arm, ball & nut
16	Arm Assy., Bulk	73	R-826B Std Only	Incl. arm, ball & nut; Carton of 64
16	Arm	73	R-826A Std Only	
16	Rocker Arm Ball	73	MR-1783 Std Only	
16	Nut	73	MR-1751 Std Only	Self-locking, 3/8" x 24 threads
16	Stud	73	MR-1752 Std Only	.003" O/S; 3/8" x 24 x 2.495"
16	Stud	73	MR-1949 Std Only	.372" x 24 x 2.495"
QTY	VALVE	YEARS	PART NO.	DESCRIPTION
8	Exhaust	73	V-1904 Std-3-15-30	Chrome plated stem; 1.5000" Head Dia., 0.3414" Stem Dia., 4.9280" O.A.L.
8	Exhaust	73	V-1888X Std Only	Chrome plated stem; Stellite face; 1.5000" Head Dia., 0.3412" Stem Dia., 4.9230" O.A.L.
8	Exhaust, Bulk	73	V-1904B Std-15	Chrome plated stem; Carton of 25; 1.5000" Head Dia., 0.3414" Stem Dia., 4.9280" O.A.L.
8	Intake	73	V-1927 Std-15	Chrome plated stem; 1.7200" Head Dia., 0.3413" Stem Dia., 4.9170" O.A.L.
8	Intake	73	V-1926 Std-3-15	Chrome plated stem; 1.9400" Head Dia., 0.3414" Stem Dia., 4.8800" O.A.L.
8	Intake	73	V-1926Y 15 15	Chrome plated stem; w/.708" reduced end length; 1.9400" Head Dia., 0.3564" Stem Dia., 4.8800" O.A.L.
8	Intake, Bulk	73	V-1927B Std Only	Chrome plated stem; Carton of 25; 1.7200" Head Dia., 0.3413" Stem Dia., 4.9170" O.A.L.
8	Intake, Bulk	73	V-1926B Std-15	Chrome plated stem; Carton of 25; 1.9400" Head Dia., 0.3410" Stem Dia., 4.8800" O.A.L.
QTY	VALVE SPRING	YEARS	PART NO.	DESCRIPTION
8	Spring	73	VS-727 Std Only	Loc. Exh.; Incl. damper; 1.9100" Free Height
8	Spring	73	VS-677 Std Only	Loc. Int.; Incl. damper; 2.0300" Free Height
8	Spring, Bulk	73	VS-727B Std Only	Loc. Exh.; Incl. damper; Carton of 250; 1.9100" Free Height
8	Spring, Bulk	73	VS-677B Std Only	Loc. Int.; Incl. damper; Carton of 250; 2.0300" Free Height
QTY	VALVE SEAL	YEARS	PART NO.	DESCRIPTION
16	Valve Stem Seal	73	MV-1233C Std Only	O-Ring; (RBB) Rubber
16	Valve Stem Seal	73	ST-2001 Std Only	Use w/O.E. guide; Positive type; Installation requires valve guide machining; (RBBTF) Rubber/PTFE
16	Valve Stem Seal	73	MV-1903 Std Only	Use w/repair guide; Positive type; (RBB) Rubber
16	Valve Stem Seal Bulk	73	MV-1233 Std Only	O-Ring; Carton of 100; (RBB) Rubber
16	Valve Stem Seal Bulk	73	ST-2001BC Std Only	Use w/O.E. guide; Positive type; Installation requires valve guide machining; Carton of 100; (RBBTF) Rubber/PTFE
QTY	VALVE SEAT	YEARS	PART NO.	DESCRIPTION
8	Seat	73	245-1562-2 Std Only	Loc. Exh.; 1.5675" OD, 1.3125" ID, 0.2480" Depth
8	Seat	73	245-1562-2N Std Only	Loc. Exh.; Premium Material; 1.5675" OD, 1.3125" ID, 0.2480" Depth
8	Seat	73	245-1812-3 Std Only	Loc. Int.; Use w/V-1200 & V-1927; 1.8175" OD, 1.5000" ID, 0.2160" Depth
8	Seat	73	245-2125-1 Std Only	Loc. Int.; Use w/V-1926; 2.1305" OD, 1.8125" ID, 0.2480" Depth

(continued on next page)

GMC Truck (Incl. SUV's)

307 5.0L (5032cc) OHV V8 (16 Valve) (Chevrolet), 3.875" Bore (GMC Eng.), 2 Bbl. "VIN X" 1973 55
(cont.)

QTY	VALVE, MISC	YEARS	PART NO.	DESCRIPTION
32	Keeper	73	VK-115A Std Only	1 groove; Square cut key groove; Carton pack 24
32	Keeper	73	VK-115 Std Only	1 groove; Square cut key groove; Carton pack 32
32	Keeper	73	VK-115R Std Only	1 groove; Square cut key groove; Hardened
32	Keeper, Bulk	73	VK-115B Std Only	1 groove; Square cut key groove; Carton of 1000
16	Spring Insert	73	259-201B Std Only	.030"; Carton of 100
16	Spring Insert	73	259-201A Std Only	.060"; Carton of 100
16	Spring Insert	73	259-201ARS Std Only	.060"; Carton of 500
8	Rotocap	73	RC-157S Std Only	Loc. Exh.
QTY	PISTON	YEARS	PART NO.	DESCRIPTION
8	Cast Piston	73	295P Std-20-30-40-60	VINTAGE; Cast; .9275" Pin Dia.; 2 Rings 5/64 Groove, 1 Ring 3/16 Groove, 1.655 CD, Flat Head w/4 valve reliefs
8	Cast Piston - Individual	73	W295P Std-60	VINTAGE; Cast; .9275" Pin Dia.; 2 Rings 5/64 Groove, 1 Ring 3/16 Groove, 1.655 CD, Flat Head w/4 valve reliefs
QTY	RINGS	YEARS	PART NO.	DESCRIPTION
1	Premium Set	73	E-245K Std-20-30-40-60	VINTAGE; 2-5/64, 1-3/16; Premium Moly
1	Standard Set	73	E-245X Std-20-30-40-60-80	VINTAGE; 2-5/64, 1-3/16; Iron
QTY	ENGINE BEARINGS	YEARS	PART NO.	DESCRIPTION
1	Main Set	73	4663M Std-1-2-10-20-30-40-60	
1	Main Set	73	6688M 10 10-20-30	.020" O/S length flange brg.
1	Main Set	73	4663MA Std-1-2-10-20-30-40-60	A-Series aluminum bearings
1	Main Set	73	7329MA 10 10-20	A-Series aluminum bearings ; .010" O/S length flange brg.
1	Rod Set	73	8-2555CP Std-1-10-20-30-40-50	8-2555CA 60 avail. as unplated & resizeable; Overplated copper-lead alloy
1	Rod Set	73	8-2555A Std-1-10-20-30-40-50-60	A-Series aluminum bearings
1	Rod Set	73	8-2555A 10X2 10X2-20X2-30X2-40X2	A-Series aluminum bearings ; Use in .002" O/S Rod Bore
1	Rod Set	73	8-2555CA 60 60	Unplated & resizeable
1	Rod Set	73	8-2555CP 10X2 + 10X2-20X2	Use in .002" O/S Rod Bore; Overplated copper-lead alloy; Superseded - When depleted use 8-2555A 10X2
8	Rod Pair	73	2555A Std-1-2-10-20-30-40-50-60	A-Series aluminum bearings
8	Rod Pair	73	2555CP Std-1-2-10-20-30-40-50	Overplated copper-lead alloy
8	Rod Pair	73	2555CA 60 60	Unplated & resizeable
8	Rod Pair	73	2555CP 10X2 + 10X2-20X2	Use in .002" O/S Rod Bore; Superseded - When depleted use 2555A 10X2
1	Cam Set	73	1750M Std Only	2.030" housing bore
1	Cam Set	73	1235M Std-1-10	Babbitt material; Full round design
1	Cam Set	73	1749M Std Only	Bi-Metal Aluminum
QTY	OIL PUMP	YEARS	PART NO.	DESCRIPTION
1	Oil Pump	73	224-4146	5/8" inlet
1	Oil Pump	73	224-4146A	High Pressure; 5/8" inlet
1	Oil Pump	73	224-4143	High Volume, check pan for clearance; 5/8" inlet; Use shaft w/steel guide
1	Inter. Shaft	73	224-6146E	Has steel shaft guide; Eliminates nylon shaft guide
1	Inter. Shaft	73	224-6146	Use w/nylon shaft guide
1	Oil Pump Shaft Guide	73	224-43343	Nylon
1	Screen Assy.	73	224-1246	Exc. Chevrolet G10 Van Base, Sportvan, G20 Van Base, Sportvan I GMC G15 Van Rally, Vandura, G25 Van Rally, Vandura, G35 Van Rally, Vandura, Sprint Base, Custom; 5/8" inlet tube
1	Screen Assy.	73	224-1146	Exc. Chevrolet G10 Van Base, Sportvan, G20 Van Base, Sportvan I GMC G15 Van Rally, Vandura, G25 Van Rally, Vandura, G35 Van Rally, Vandura, Sprint Base, Custom; VINTAGE; 5/8" inlet
QTY	GASKETS	YEARS	PART NO.	DESCRIPTION
1	Kit Gasket Set	73	260-1000	VINTAGE; Head bolts not incl.
1	Kit Gasket Set	73	260-1000AT	VINTAGE; Head bolts not incl.; PermaDryPlus® valve cover & oil pan gskts. incl.; PermaDryPlus® water outlet gskt. incl.
2	Head Bolt Set	73	260-2500 Std Only	Replacement recommended
QTY	FREEZE PLUGS	YEARS	PART NO.	DESCRIPTION
1	Brass Block Plug Kit	73	381-8007	
1	Steel Block Plug Kit	73	381-4011	
1	Brass Deep Cup Freeze Plug	73	381-9001	VINTAGE; 1.625" Diameter
1	Steel Deep Cup Freeze Plug	73	381-3095	0.500" Diameter
1	Steel Deep Cup Freeze Plug	73	381-3041	1.625" Diameter
1	Steel Shallow Cup Freeze Plug	73	381-2078	2.109" Diameter

BLOCK

BLOCK

GMC Truck (Incl. SUV's)

56 307 5.0L (5032cc) OHV V8 (16 Valve) (Chevrolet), 3.875" Bore (GMC Eng.), 2 Bbl. 1971-1968

QTY	TIMING	YEARS	PART NO.	DESCRIPTION
1	3 Piece Set	71-68	KT3-499S	Powdered Metal Crank Sprocket; w/.405" tooth width sprocket; (1) 222-499; (1) 223-390; (1) 223-391
1	Timing Chain	71-68	222-499	Use w/.405" tooth width sprocket; 46 Links
1	Crank Sprocket	71-68	223-391	Powdered metal; .405" tooth width sprocket; 18 Teeth
1	Cam Sprocket	71-68	223-390	.405" tooth width sprocket; 36 Teeth
1	Cam Sprocket	71-68	223-390N	Nylon; .405" tooth width sprocket; 36 Teeth
QTY	CAMSHAFT/LIFTER	YEARS	PART NO.	DESCRIPTION
1	Camshaft	71-68	CS-274	Hydraulic, (050) Duration at .050 Lobe Lift, 203 Exh., 194 Int., 112 Degrees Lobe Separation
1	Performance Cam	71-68	CS-1103R	Emissions Legal Cam; CARB E.O. No. D-292-1; Pro-1500 Perf. Cam; 0.42" Exh. Valve Lift, 0.398" Int. Valve Lift, Hydraulic, (050) Duration at .050 Lobe Lift, 204 Exh., 194 Int., 112 Degrees Lobe Separation
1	Performance Cam	71-68	CS-1014R	Emissions Legal Cam; CARB E.O. No. D-292-1; Pro-2000 Perf. Cam; 0.443" Exh. Valve Lift, 0.42" Int. Valve Lift, Hydraulic, (050) Duration at .050 Lobe Lift, 214 Exh., 204 Int., 112 Degrees Lobe Separation
1	Performance Cam	71-68	CS-1106R	Emissions Legal Cam; CARB E.O. No. D-292-1; Pro-3000 Perf. Cam; 0.465" Exh. Valve Lift, 0.443" Int. Valve Lift, Hydraulic, (050) Duration at .050 Lobe Lift, 224 Exh., 214 Int., 112 Degrees Lobe Separation
1	Prelube		55-403 Std Only	1.5 oz. packet
1	Prelube		55-400 Std Only	4 oz. bottle; 1.5 oz. packet No. 55-403 also avail.
16	Lifter	71-68	HT-817 Std Only	Hyd.
16	Lifter, Bulk	71-68	HT-817B Std Only	Hyd.; Carton of 128
QTY	CAM KIT	YEARS	PART NO.	DESCRIPTION
1	Cam/Lifter Kit	71-68	KC-1103R	Emissions Legal Cam; CARB E.O. No. D-292-1; Hyd.; Pro-1500 Perf. Cam; Duration at .050", 194 Int., 204 Exh.; Valve lift .398" Int., .420" Exh.; Lobe Separation 112 Degrees; (1) 55-403B; (1) CS-1103R; (16) HT-817
1	Cam/Lifter Kit	71-68	KC-1014R	Emissions Legal Cam; CARB E.O. No. D-292-1; Hyd.; Pro-2000 Perf. Cam; Duration at .050", 204 Int., 214 Exh.; Valve lift .420" Int., .443" Exh.; Lobe Separation 112 Degrees; (1) 55-403B; (1) CS-1014R; (16) HT-817
1	Cam/Lifter Kit	71-68	KC-1106R	Emissions Legal Cam; CARB E.O. No. D-292-1; Hyd.; Pro-3000 Perf. Cam; Duration at .050", 214 Int., 224 Exh.; Valve lift .443" Int., .465" Exh.; Lobe Separation 112 Degrees; (1) 55-403B; (1) CS-1106R; (16) HT-817
1	Cam/Lifter Kit	71-68	KC-274	Hyd.; (1) 55-403B; (1) CS-274; (16) HT-817
1	Cam/Lifter/Timing Kit	71-68	KCT-1014R	Emissions Legal Cam; CARB E.O. No. D-292-1; Hyd.; Pro-2000 Perf. Cam; Duration at .050", 204 Int., 214 Exh.; Valve lift .420" Int., .443" Exh.; Lobe Separation 112 Degrees; (1) 55-403B; (1) CS-1014R; (1) CTS-1100NR; (16) HT-817
1	Cam/Lifter/Timing Kit	71-68	KCT-274	Hyd.; w/.405" tooth width sprocket; (1) 55-403B; (1) CS-274; (16) HT-817; (1) KT3-499S
QTY	PUSH ROD	YEARS	PART NO.	DESCRIPTION
16	Push Rod	71-68	RP-3093 Std Only	7.7940" O.A.L.
16	Push Rod	71-68	RP-3212R Std-100-150-200	Chrome-Moly; 7.7900" O.A.L.
16	Push Rod, Bulk	71-68	BRP-3093 Std Only	Carton of 100; 7.7940" O.A.L.
16	Push Rod, Bulk	71-68	BRP-3212R Std-100	Chrome-Moly; Carton of 100; 7.7900" O.A.L.
QTY	ROCKER PARTS	YEARS	PART NO.	DESCRIPTION
16	Arm Assy.	71-68	R-826 Std Only	Incl. arm, ball & nut
16	Arm Assy., Bulk	71-68	R-826B Std Only	Incl. arm, ball & nut; Carton of 64
16	Arm	71-68	R-826A Std Only	
16	Rocker Arm Ball	71-68	MR-1783 Std Only	
16	Nut	71-68	MR-1751 Std Only	Self-locking, 3/8" x 24 threads
16	Stud	71-68	MR-1752 Std Only	.003" O/S; 3/8" x 24 x 2.495"
16	Stud	71-68	MR-1949 Std Only	.372" x 24 x 2.495"
QTY	VALVE	YEARS	PART NO.	DESCRIPTION
8	Exhaust	71	V-1904 Std-3-15-30	Chrome plated stem; 1.5000" Head Dia., 0.3414" Stem Dia., 4.9280" O.A.L.
8	Exhaust	71-68	V-1888X Std Only	Chrome plated stem; Stellite face; 1.5000" Head Dia., 0.3412" Stem Dia., 4.9230" O.A.L.
8	Exhaust	71-68	V-1199 Std-3-5-15-30	VINTAGE; 1.5000" Head Dia., 0.3415" Stem Dia., 4.9280" O.A.L.
8	Exhaust, Bulk	71	V-1904B Std-15	Chrome plated stem; Carton of 25; 1.5000" Head Dia., 0.3414" Stem Dia., 4.9280" O.A.L.
8	Exhaust, Bulk	71-68	V-1199B Std Only	VINTAGE; Carton of 25; 1.5000" Head Dia., 0.3415" Stem Dia., 4.9280" O.A.L.
8	Intake	71	V-1927 Std-15	Chrome plated stem; 1.7200" Head Dia., 0.3413" Stem Dia., 4.9170" O.A.L.

VALVE TRAIN

VALVE TRAIN

(continued on next page)

GMC Truck (Incl. SUV's)

307 5.0L (5032cc) OHV V8 (16 Valve) (Chevrolet), 3.875" Bore (GMC Eng.), 2 Bbl. 1971-1968 **56**
(cont.)

QTY	VALVE (cont.)	YEARS	PART NO.	DESCRIPTION
8	Intake	71-68	V-1200 Std-3-15-30	VINTAGE; 1.7200" Head Dia., 0.3413" Stem Dia., 4.9170" O.A.L.
8	Intake, Bulk	71	V-1927B Std Only	Chrome plated stem; Carton of 25; 1.7200" Head Dia., 0.3413" Stem Dia., 4.9170" O.A.L.
8	Intake, Bulk	71-68	V-1200B Std Only	VINTAGE; Carton of 25; 1.7200" Head Dia., 0.3413" Stem Dia., 4.9170" O.A.L.
QTY	VALVE SPRING	YEARS	PART NO.	DESCRIPTION
8	Spring	71-68	VS-677 Std Only	Loc. Exh.; Incl. damper; 2.0300" Free Height
8	Spring	71-68	VS-739R Std Only	Loc. Exh.; Optional-H/D; 2.0000" Free Height
8	Spring	71-68	VS-677 Std Only	Loc. Int.; Incl. damper; 2.0300" Free Height
8	Spring	71-68	VS-739R Std Only	Loc. Int.; Optional-H/D; 2.0000" Free Height
8	Spring, Bulk	71-68	VS-677B Std Only	Loc. Exh.; Incl. damper; Carton of 250; 2.0300" Free Height
8	Spring, Bulk	71-68	VS-739RB Std Only	Loc. Exh.; Optional-H/D; Carton of 300; 2.0000" Free Height
8	Spring, Bulk	71-68	VS-677B Std Only	Loc. Int.; Incl. damper; Carton of 250; 2.0300" Free Height
8	Spring, Bulk	71-68	VS-739RB Std Only	Loc. Int.; Optional-H/D; Carton of 300; 2.0000" Free Height
QTY	VALVE SEAL	YEARS	PART NO.	DESCRIPTION
16	Valve Stem Seal	71-68	MV-1233C Std Only	O-Ring; (RBB) Rubber
16	Valve Stem Seal	71-68	ST-2001 Std Only	Use w/O.E. guide; Positive type; Installation requires valve guide machining; (RBBTF) Rubber/PTFE
16	Valve Stem Seal	71-68	MV-1903 Std Only	Use w/repair guide; Positive type; (RBB) Rubber
16	Valve Stem Seal Bulk	71-68	MV-1233 Std Only	O-Ring; Carton of 100; (RBB) Rubber
16	Valve Stem Seal Bulk	71-68	ST-2001BC Std Only	Use w/O.E. guide; Positive type; Installation requires valve guide machining; Carton of 100; (RBBTF) Rubber/PTFE
QTY	VALVE SEAT	YEARS	PART NO.	DESCRIPTION
8	Seat	71-68	245-1562-2 Std Only	Loc. Exh.; 1.5675" OD, 1.3125" ID, 0.2480" Depth
8	Seat	71-68	245-1562-2N Std Only	Loc. Exh.; Premium Material; 1.5675" OD, 1.3125" ID, 0.2480" Depth
8	Seat	71-68	245-1812-3 Std Only	Loc. Int.; Use w/V-1200 & V-1927; 1.8175" OD, 1.5000" ID, 0.2160" Depth
QTY	VALVE, MISC	YEARS	PART NO.	DESCRIPTION
32	Keeper	71-68	VK-115A Std Only	1 groove; Square cut key groove; Carton pack 24
32	Keeper	71-68	VK-115 Std Only	1 groove; Square cut key groove; Carton pack 32
32	Keeper	71-68	VK-115R Std Only	1 groove; Square cut key groove; Hardened
32	Keeper, Bulk	71-68	VK-115B Std Only	1 groove; Square cut key groove; Carton of 1000
16	Spring Insert	71-68	259-201B Std Only	.030"; Carton of 100
16	Spring Insert	71-68	259-201A Std Only	.060"; Carton of 100
16	Spring Insert	71-68	259-201ARS Std Only	.060"; Carton of 500
QTY	PISTON	YEARS	PART NO.	DESCRIPTION
8	Cast Piston	71-68	295P Std-20-30-40-60	VINTAGE; Cast; .9275" Pin Dia.; 2 Rings 5/64 Groove, 1 Ring 3/16 Groove, 1.655 CD, Flat Head w/4 valve reliefs
8	Cast Piston - Individual	71-68	W295P Std-60	VINTAGE; Cast; .9275" Pin Dia.; 2 Rings 5/64 Groove, 1 Ring 3/16 Groove, 1.655 CD, Flat Head w/4 valve reliefs
QTY	RINGS	YEARS	PART NO.	DESCRIPTION
1	Premium Set	71-68	E-245K Std-20-30-40-60	VINTAGE; 2-5/64, 1-3/16; Premium Moly
1	Standard Set	71-68	E-245X Std-20-30-40-60-80	VINTAGE; 2-5/64, 1-3/16; Iron
QTY	ENGINE BEARINGS	YEARS	PART NO.	DESCRIPTION
1	Main Set	71-68	4663M Std-1-2-10-20-30-40-60	.020" O/S length flange brg.
1	Main Set	71-68	6688M 10 10-20-30	A-Series aluminum bearings
1	Main Set	71-68	4663MA Std-1-2-10-20-30-40-60	A-Series aluminum bearings
1	Main Set	71-68	7329MA 10 10-20	A-Series aluminum bearings ; .010" O/S length flange brg.
1	Rod Set	71-68	8-2555CP Std-1-10-20-30-40-50	8-2555CA 60 avail. as unplated & resizeable; Overplated copper-lead alloy
1	Rod Set	71-68	8-2555A Std-1-10-20-30-40-50-60	A-Series aluminum bearings
1	Rod Set	71-68	8-2555A 10X2 10X2-20X2-30X2-40X2	A-Series aluminum bearings ; Use in .002" O/S Rod Bore
1	Rod Set	71-68	8-2555CA 60 60	Unplated & resizeable
1	Rod Set	71-68	8-2555CP 10X2 + 10X2-20X2	Use in .002" O/S Rod Bore; Overplated copper-lead alloy; Superseded - When depleted use 8-2555A 10X2
8	Rod Pair	71-68	2555A Std-1-2-10-20-30-40-50-60	A-Series aluminum bearings
8	Rod Pair	71-68	2555CP Std-1-2-10-20-30-40-50	Overplated copper-lead alloy
8	Rod Pair	71-68	2555CA 60 60	Unplated & resizeable
8	Rod Pair	71-68	2555CP 10X2 + 10X2-20X2	Use in .002" O/S Rod Bore; Superseded - When depleted use 2555A 10X2
1	Cam Set	71-68	1750M Std Only	2.030" housing bore
1	Cam Set	71-68	1235M Std-1-10	Babbitt material; Full round design
1	Cam Set	71-68	1749M Std Only	Bi-Metal Aluminum

(continued on next page)

GMC Truck (Incl. SUV's)

56 307 5.0L (5032cc) OHV V8 (16 Valve) (Chevrolet), 3.875" Bore (GMC Eng.), 2 Bbl. 1971-1968
(cont.)

QTY	OIL PUMP	YEARS	PART NO.	DESCRIPTION
1	Oil Pump	71-68	224-4146	5/8" inlet
1	Oil Pump	71-68	224-4146A	High Pressure; 5/8" inlet
1	Oil Pump	71-68	224-4143	High Volume, check pan for clearance; 5/8" inlet; Use shaft w/steel guide
1	Inter. Shaft	71	224-6146E	Exc. GMC Sprint Base; Has steel shaft guide; Eliminates nylon shaft guide
1	Inter. Shaft	71	224-6154A	GMC Sprint Base; Shaft w/slotted end, 6.52" O.A.L.; Use w/nylon guide
1	Inter. Shaft	71	224-6146	Exc. GMC Sprint Base; Use w/nylon shaft guide
1	Inter. Shaft	70-68	224-6146E	Has steel shaft guide; Eliminates nylon shaft guide
1	Inter. Shaft	70-68	224-6146	Use w/nylon shaft guide
1	Oil Pump Shaft Guide	71-68	224-43343	Nylon
1	Screen Assy.	71	224-1246	Exc. GMC Sprint Base; 5/8" inlet tube
1	Screen Assy.	71	224-1146	Exc. GMC Sprint Base; VINTAGE; 5/8" inlet
1	Screen Assy.	70-68	224-1146	VINTAGE; 5/8" inlet
QTY	GASKETS	YEARS	PART NO.	DESCRIPTION
1	Kit Gasket Set	71-68	260-1000	VINTAGE; Head bolts not incl.
1	Kit Gasket Set	71-68	260-1000AT	VINTAGE; Head bolts not incl.; PermaDryPlus® valve cover & oil pan gskts. incl.; PermaDryPlus® water outlet gskt. incl.
2	Head Bolt Set	71-68	260-2500 Std Only	Replacement recommended
QTY	FREEZE PLUGS	YEARS	PART NO.	DESCRIPTION
1	Brass Block Plug Kit	71-68	381-8007	
1	Steel Block Plug Kit	71-68	381-4011	
1	Brass Deep Cup Freeze Plug	71-68	381-9001	VINTAGE; 1.625" Diameter
1	Steel Deep Cup Freeze Plug	71-68	381-3095	0.500" Diameter
1	Steel Deep Cup Freeze Plug	71-68	381-3041	1.625" Diameter
1	Steel Shallow Cup Freeze Plug	71-68	381-2078	2.109" Diameter

57 316 5.2L (5179cc) OHV V8 (16 Valve) (Pontiac), 3.9375" Bore (GMC Eng.), 2 Bbl. 1956-1955

QTY	CAMSHAFT/LIFTER	YEARS	PART NO.	DESCRIPTION
1	Camshaft	56	CS-187	VINTAGE; Hydraulic, (050) Duration at .050 Lobe Lift, 190 Exh., 190 Int., 111 Degrees Lobe Separation
1	Prelube		55-403 Std Only	1.5 oz. packet
1	Prelube		55-400 Std Only	4 oz. bottle; 1.5 oz. packet No. 55-403 also avail.
16	Lifter	56	HT-951 Std Only	Hyd.
16	Lifter, Bulk	56	HT-951B Std Only	Hyd.; Carton of 128
QTY	PUSH ROD	YEARS	PART NO.	DESCRIPTION
16	Push Rod	56	RP-3229R Std Only	Chrome-Moly; 9.1300" O.A.L.
16	Push Rod	56	RP-3028 Std Only	VINTAGE; 9.1360" O.A.L.
16	Push Rod, Bulk	56	BRP-3028 Std Only	VINTAGE; Carton of 100; 9.1360" O.A.L.
QTY	VALVE SPRING	YEARS	PART NO.	DESCRIPTION
16	Spring	56	VS-445 Std Only	VINTAGE; Loc. Inner; 1.8120" Free Height
16	Spring	56	VS-446 Std Only	VINTAGE; Loc. Outer; 1.9800" Free Height
QTY	VALVE SEAL	YEARS	PART NO.	DESCRIPTION
16	Valve Stem Seal	56	MV-1233C Std Only	O-Ring; (RBB) Rubber
16	Valve Stem Seal Bulk	56	MV-1233 Std Only	O-Ring; Carton of 100; (RBB) Rubber
QTY	VALVE, MISC	YEARS	PART NO.	DESCRIPTION
32	Keeper	56	VK-115A Std Only	1 groove; Square cut key groove; Carton pack 24
32	Keeper	56	VK-115 Std Only	1 groove; Square cut key groove; Carton pack 32
32	Keeper	56	VK-115R Std Only	1 groove; Square cut key groove; Hardened
32	Keeper, Bulk	56	VK-115B Std Only	1 groove; Square cut key groove; Carton of 1000
QTY	RINGS	YEARS	PART NO.	DESCRIPTION
1	Standard Set	56	E-252X Std-30	VINTAGE; 2-5/64, 1-3/16; Iron
QTY	OIL PUMP	YEARS	PART NO.	DESCRIPTION
1	Inter. Shaft	56-55	224-61236	

58 327 5.4L (5360cc) OHV V8 (16 Valve) (Chevrolet), 4" Bore (GMC Eng.), 4 Bbl. "VIN E" 1968

QTY	TIMING	YEARS	PART NO.	DESCRIPTION
1	3 Piece Set	68	KT3-163S	Exc. Chevrolet P20 Van Base, P30 Van Base GMC C15 Suburban Base, G35 Van Base, P25 Van Base, P35 Van Base; H/D; Incl. double rlr. type chain; (1) 222-163; (1) 223-288; (1) 223-289
1	3 Piece Set	68	KT3-499S	Powdered Metal Crank Sprocket; w/.405" tooth width sprocket; (1) 222-499; (1) 223-390; (1) 223-391
1	Timing Chain	68	222-163	Exc. Chevrolet P20 Van Base, P30 Van Base GMC C15 Suburban Base, G35 Van Base, P25 Van Base, P35 Van Base; H/D; Double rlr.; 58 Links

(continued on next page)

GMC Truck (Incl. SUV's)

327 5.4L (5360cc) OHV V8 (16 Valve) (Chevrolet), 4" Bore (GMC Eng.), 4 Bbl. "VIN E" 1968 58
(cont.)

QTY	TIMING (cont.)	YEARS	PART NO.	DESCRIPTION
1	Timing Chain	68	222-499	Use w/.405" tooth width sprocket; 46 Links
1	Crank Sprocket	68	223-289	Exc. Chevrolet P20 Van Base, P30 Van Base GMC C15 Suburban Base, G35 Van Base, P25 Van Base, P35 Van Base; H/D; Double row; 22 Teeth
1	Crank Sprocket	68	223-391	Powdered metal; .405" tooth width sprocket; 18 Teeth
1	Cam Sprocket	68	223-390	.405" tooth width sprocket; 36 Teeth
1	Cam Sprocket	68	223-288	Exc. Chevrolet P20 Van Base, P30 Van Base GMC C15 Suburban Base, G35 Van Base, P25 Van Base, P35 Van Base; H/D; Double row; 44 Teeth
1	Cam Sprocket	68	223-390N	Nylon; .405" tooth width sprocket; 36 Teeth
QTY	CAMSHAFT/LIFTER	YEARS	PART NO.	DESCRIPTION
1	Camshaft	68	CS-274	Hydraulic, (050) Duration at .050 Lobe Lift, 203 Exh., 194 Int., 112 Degrees Lobe Separation
1	Performance Cam	68	CS-1103R	Emissions Legal Cam; CARB E.O. No. D-292-1; Pro-1500 Perf. Cam; 0.42" Exh. Valve Lift, 0.398" Int. Valve Lift, Hydraulic, (050) Duration at .050 Lobe Lift, 204 Exh., 194 Int., 112 Degrees Lobe Separation
1	Performance Cam	68	CS-1014R	Emissions Legal Cam; CARB E.O. No. D-292-1; Pro-2000 Perf. Cam; 0.443" Exh. Valve Lift, 0.42" Int. Valve Lift, Hydraulic, (050) Duration at .050 Lobe Lift, 214 Exh., 204 Int., 112 Degrees Lobe Separation
1	Performance Cam	68	CS-1106R	Emissions Legal Cam; CARB E.O. No. D-292-1; Pro-3000 Perf. Cam; 0.465" Exh. Valve Lift, 0.443" Int. Valve Lift, Hydraulic, (050) Duration at .050 Lobe Lift, 224 Exh., 214 Int., 112 Degrees Lobe Separation
1	Prelube		55-403 Std Only	1.5 oz. packet
1	Prelube		55-400 Std Only	4 oz. bottle; 1.5 oz. packet No. 55-403 also avail.
16	Lifter	68	HT-817 Std Only	Hyd.
16	Lifter, Bulk	68	HT-817B Std Only	Hyd.; Carton of 128
QTY	CAM KIT	YEARS	PART NO.	DESCRIPTION
1	Cam/Lifter Kit	68	KC-1103R	Emissions Legal Cam; CARB E.O. No. D-292-1; Hyd.; Pro-1500 Perf. Cam; Duration at .050", 194 Int., 204 Exh.; Valve lift .398" Int., .420" Exh.; Lobe Separation 112 Degrees; (1) 55-403B; (1) CS-1103R; (16) HT-817
1	Cam/Lifter Kit	68	KC-1014R	Emissions Legal Cam; CARB E.O. No. D-292-1; Hyd.; Pro-2000 Perf. Cam; Duration at .050", 204 Int., 214 Exh.; Valve lift .420" Int., .443" Exh.; Lobe Separation 112 Degrees; (1) 55-403B; (1) CS-1014R; (16) HT-817
1	Cam/Lifter Kit	68	KC-1106R	Emissions Legal Cam; CARB E.O. No. D-292-1; Hyd.; Pro-3000 Perf. Cam; Duration at .050", 214 Int., 224 Exh.; Valve lift .443" Int., .465" Exh.; Lobe Separation 112 Degrees; (1) 55-403B; (1) CS-1106R; (16) HT-817
1	Cam/Lifter Kit	68	KC-274	Hyd.; (1) 55-403B; (1) CS-274; (16) HT-817
1	Cam/Lifter/Timing Kit	68	KCT-1014R	Emissions Legal Cam; CARB E.O. No. D-292-1; Hyd.; Pro-2000 Perf. Cam; Duration at .050", 204 Int., 214 Exh.; Valve lift .420" Int., .443" Exh.; Lobe Separation 112 Degrees; (1) 55-403B; (1) CS-1014R; (1) CTS-1100NR; (16) HT-817
1	Cam/Lifter/Timing Kit	68	KCT-274	Hyd.; w/.405" tooth width sprocket; (1) 55-403B; (1) CS-274; (16) HT-817; (1) KT3-499S
QTY	PUSH ROD	YEARS	PART NO.	DESCRIPTION
16	Push Rod	68	RP-3093 Std Only	7.7940" O.A.L.
16	Push Rod	68	RP-3212R Std-100-150-200	Chrome-Moly; 7.7900" O.A.L.
16	Push Rod, Bulk	68	BRP-3093 Std Only	Carton of 100; 7.7940" O.A.L.
16	Push Rod, Bulk	68	BRP-3212R Std-100	Chrome-Moly; Carton of 100; 7.7900" O.A.L.
QTY	ROCKER PARTS	YEARS	PART NO.	DESCRIPTION
16	Arm Assy.	68	R-826 Std Only	Incl. arm, ball & nut
16	Arm Assy., Bulk	68	R-826B Std Only	Incl. arm, ball & nut; Carton of 64
16	Arm	68	R-826A Std Only	
16	Rocker Arm Ball	68	MR-1783 Std Only	
16	Nut	68	MR-1751 Std Only	Self-locking, 3/8" x 24 threads
16	Stud	68	MR-1752 Std Only	.003" O/S; 3/8" x 24 x 2.495"
16	Stud	68	MR-1949 Std Only	.372" x 24 x 2.495"
QTY	VALVE	YEARS	PART NO.	DESCRIPTION
8	Exhaust	68	V-1888X Std Only	Chrome plated stem; Stellite face; 1.5000" Head Dia., 0.3412" Stem Dia., 4.9230" O.A.L.
8	Intake	68	V-1200 Std-3-15-30	VINTAGE; 1.7200" Head Dia., 0.3413" Stem Dia., 4.9170" O.A.L.
8	Intake, Bulk	68	V-1200B Std Only	VINTAGE; Carton of 25; 1.7200" Head Dia., 0.3413" Stem Dia., 4.9170" O.A.L.

VALVE TRAIN

VALVE TRAIN

(continued on next page)

GMC Truck (Incl. SUV's)

58 327 5.4L (5360cc) OHV V8 (16 Valve) (Chevrolet), 4" Bore (GMC Eng.), 4 Bbl. "VIN E" 1968
(cont.)

QTY	VALVE SPRING	YEARS	PART NO.	DESCRIPTION
16	Spring	68	VS-677 Std Only	Incl. damper; 2.0300" Free Height
16	Spring	68	VS-739R Std Only	Optional-H/D; 2.0000" Free Height
16	Spring, Bulk	68	VS-677B Std Only	Incl. damper; Carton of 250; 2.0300" Free Height
16	Spring, Bulk	68	VS-739RB Std Only	Optional-H/D; Carton of 300; 2.0000" Free Height
QTY	VALVE SEAL	YEARS	PART NO.	DESCRIPTION
16	Valve Stem Seal	68	MV-1233C Std Only	O-Ring; (RBB) Rubber
16	Valve Stem Seal	68	ST-2001 Std Only	Use w/O.E. guide; Positive type; Installation requires valve guide machining; (RBBTF) Rubber/PTFE
16	Valve Stem Seal	68	MV-1903 Std Only	Use w/repair guide; Positive type; (RBB) Rubber
16	Valve Stem Seal Bulk	68	MV-1233 Std Only	O-Ring; Carton of 100; (RBB) Rubber
16	Valve Stem Seal Bulk	68	ST-2001BC Std Only	Use w/O.E. guide; Positive type; Installation requires valve guide machining; Carton of 100; (RBBTF) Rubber/PTFE
QTY	VALVE SEAT	YEARS	PART NO.	DESCRIPTION
8	Seat	68	245-1562-2 Std Only	Loc. Exh.; 1.5675" OD, 1.3125" ID, 0.2480" Depth
8	Seat	68	245-1562-2N Std Only	Loc. Exh.; Premium Material; 1.5675" OD, 1.3125" ID, 0.2480" Depth
8	Seat	68	245-1812-3 Std Only	Loc. Int.; 1.8175" OD, 1.5000" ID, 0.2160" Depth
QTY	VALVE, MISC	YEARS	PART NO.	DESCRIPTION
32	Keeper	68	VK-115A Std Only	1 groove; Square cut key groove; Carton pack 24
32	Keeper	68	VK-115 Std Only	1 groove; Square cut key groove; Carton pack 32
32	Keeper	68	VK-115R Std Only	1 groove; Square cut key groove; Hardened
32	Keeper, Bulk	68	VK-115B Std Only	1 groove; Square cut key groove; Carton of 1000
16	Spring Insert	68	259-203C Std Only	.015"; Carton of 100
16	Spring Insert	68	259-203B Std Only	.030"; Carton of 100
16	Spring Insert	68	259-203BRS Std Only	.030"; Carton of 500
16	Spring Insert	68	259-203A Std Only	.060"; Carton of 100
16	Spring Insert	68	259-203ARS Std Only	.060"; Carton of 500
QTY	PISTON	YEARS	PART NO.	DESCRIPTION
8	Cast Piston	68	H951P 30 30-40-60	VINTAGE; Hypereutectic; .9275" Pin Dia.; 2 Rings 5/64 Groove, 1 Ring 3/16 Groove, 1.655 CD, Recessed Head .065 deep x 3.200 dia. w/2 valve reliefs
8	Cast Piston - Individual	68	WH951P 30 30-40-60	VINTAGE; Hypereutectic; .9275" Pin Dia.; 2 Rings 5/64 Groove, 1 Ring 3/16 Groove, 1.655 CD, Recessed Head .065 deep x 3.200 dia. w/2 valve reliefs
QTY	RINGS	YEARS	PART NO.	DESCRIPTION
1	Premium Set	68	E-251KC Std-20-30-40-60	2-5/64, 1-3/16; Premium Chrome
1	Premium Set	68	E-251K Std-10-20-30-40-60	2-5/64, 1-3/16; Premium Moly
1	Standard Set	68	E-251X Std-10-20-30-40-60-80	2-5/64, 1-3/16; Iron
8	Premium Single Cylinder Set	68	WE-251K Std-30-40-60	2-5/64, 1-3/16; Premium Moly
8	Standard Single Cylinder Set	68	WE-251X Std-30-40-60	2-5/64, 1-3/16; Iron
QTY	ENGINE BEARINGS	YEARS	PART NO.	DESCRIPTION
1	Main Set	68	4663M Std-1-2-10-20-30-40-60	.020" O/S length flange brg.
1	Main Set	68	6688M 10 10-20-30	
1	Main Set	68	4663MA Std-1-2-10-20-30-40-60	A-Series aluminum bearings
1	Main Set	68	7329MA 10 10-20	A-Series aluminum bearings; .010" O/S length flange brg.
1	Rod Set	68	8-2555CP Std-1-10-20-30-40-50	8-2555CA 60 avail. as unplated & resizeable; Overplated copper-lead alloy
1	Rod Set	68	8-2555A Std-1-10-20-30-40-50-60	A-Series aluminum bearings
1	Rod Set	68	8-2555A 10X2 10X2-20X2-30X2-40X2	A-Series aluminum bearings; Use in .002" O/S Rod Bore
1	Rod Set	68	8-2555CA 60 60	Unplated & resizeable
1	Rod Set	68	8-2555CP 10X2 + 10X2-20X2	Use in .002" O/S Rod Bore; Overplated copper-lead alloy; Superseded - When depleted use 8-2555A 10X2
8	Rod Pair	68	2555A Std-1-2-10-20-30-40-50-60	A-Series aluminum bearings
8	Rod Pair	68	2555CP Std-1-2-10-20-30-40-50	Overplated copper-lead alloy
8	Rod Pair	68	2555CA 60 60	Unplated & resizeable
8	Rod Pair	68	2555CP 10X2 + 10X2-20X2	Use in .002" O/S Rod Bore; Superseded - When depleted use 2555A 10X2
1	Cam Set	68	2100M Std Only	Race Performance
QTY	OIL PUMP	YEARS	PART NO.	DESCRIPTION
1	Oil Pump	68	224-4146	5/8" inlet
1	Oil Pump	68	224-4146A	High Pressure; 5/8" inlet
1	Oil Pump	68	224-4143	High Volume, check pan for clearance; 5/8" inlet; Use shaft w/steel guide
1	Inter. Shaft	68	224-6146E	Has steel shaft guide; Eliminates nylon shaft guide
1	Inter. Shaft	68	224-6146	Use w/nylon shaft guide

(continued on next page)

GMC Truck (Incl. SUV's)

327 5.4L (5360cc) OHV V8 (16 Valve) (Chevrolet), 4" Bore (GMC Eng.), 4 Bbl. "VIN E" 1968 58
(cont.)

	QTY	OIL PUMP (cont.)	YEARS	PART NO.	DESCRIPTION
BLOCK	1	Screen Assy.	68	224-1146	VINTAGE; 5/8" inlet
	GASKETS		YEARS	PART NO.	DESCRIPTION
	1	Kit Gasket Set	68	260-1000	VINTAGE; Head bolts not incl.
	1	Kit Gasket Set	68	260-1000AT	VINTAGE; Head bolts not incl.; PermaDryPlus® valve cover & oil pan gskts. incl.; PermaDryPlus® water outlet gskt. incl.
	2	Head Bolt Set	68	260-2500 Std Only	Replacement recommended
	FREEZE PLUGS		YEARS	PART NO.	DESCRIPTION
	1	Brass Block Plug Kit	68	381-8007	
	1	Steel Block Plug Kit	68	381-4011	
	1	Brass Deep Cup Freeze Plug	68	381-9001	VINTAGE; 1.625" Diameter
	1	Steel Deep Cup Freeze Plug	68	381-3095	0.500" Diameter
1	Steel Deep Cup Freeze Plug	68	381-3041	1.625" Diameter	
1	Steel Shallow Cup Freeze Plug	68	381-2078	2.109" Diameter	

327 5.4L (5360cc) OHV V8 (16 Valve) (Chevrolet), 4" Bore (GMC Eng.), 2 Bbl. 1969-1962 59

	QTY	TIMING	YEARS	PART NO.	DESCRIPTION
VALVE TRAIN	1	3 Piece Set	69-67	KT3-499S	Powdered Metal Crank Sprocket; w/.405" tooth width sprocket; (1) 222-499; (1) 223-390; (1) 223-391
	1	3 Piece Set	68	KT3-163S	GMC C15 Suburban Base; H/D; Incl. double rlr. type chain; (1) 222-163; (1) 223-288; (1) 223-289
	1	3 Piece Set	67	KT3-163S	Exc. Chevrolet C10 Suburban Base, C20 Suburban Base, K10 Suburban Base, K20 Suburban Base GMC C15 Suburban Base, C25 Suburban Base, K15 Suburban Base, K25 Suburban Base; H/D; Incl. double rlr. type chain; (1) 222-163; (1) 223-288; (1) 223-289
	1	3 Piece Set	66	KT3-163S	Chevrolet C10 Pickup Base, C20 Pickup Base, C30 Pickup Base, K10 Pickup Base, K20 Pickup Base, Suburban Base; H/D; Incl. double rlr. type chain; (1) 222-163; (1) 223-288; (1) 223-289
	1	3 Piece Set	66-65	KT3-489S	VINTAGE; (1) 222-489; (1) 223-261; (1) 223-262
	1	3 Piece Set	65-64	KT3-163S	Chevrolet C10 Pickup Base, C20 Pickup Base, C30 Pickup Base, K10 Pickup Base, K20 Pickup Base; H/D; Incl. double rlr. type chain; (1) 222-163; (1) 223-288; (1) 223-289
	1	3 Piece Set	64	KT3-489S	Chevrolet K10 Pickup Base, K20 Pickup Base; VINTAGE; (1) 222-489; (1) 223-261; (1) 223-262
	1	3 Piece Set	64	KT3-489S	Chevrolet C10 Pickup Base, C20 Pickup Base, C30 Pickup Base; VINTAGE; L/D; (1) 222-489; (1) 223-261; (1) 223-262
	1	3 Piece Set	62	KT3-163S	Exc. Chevrolet C10 Suburban Base, C20 Suburban Base, K10 Suburban Base, K20 Suburban Base GMC Suburban Base; H/D; Incl. double rlr. type chain; (1) 222-163; (1) 223-288; (1) 223-289
	1	3 Piece Set	62	KT3-489S	Chevrolet K10 Pickup Base, K20 Pickup Base, P10 Series Base, Suburban Base; VINTAGE; (1) 222-489; (1) 223-261; (1) 223-262
	1	3 Piece Set	62	KT3-489S	Chevrolet C10 Pickup Base, C20 Pickup Base, C30 Pickup Base, P20 Series Base, P30 Series Base; VINTAGE; L/D; (1) 222-489; (1) 223-261; (1) 223-262
	1	Timing Chain	69-67	222-499	Use w/.405" tooth width sprocket; 46 Links
	1	Timing Chain	68	222-163	GMC C15 Suburban Base; H/D; Double rlr.; 58 Links
	1	Timing Chain	67	222-163	Exc. Chevrolet C10 Suburban Base, C20 Suburban Base, K10 Suburban Base, K20 Suburban Base GMC C15 Suburban Base, C25 Suburban Base, K15 Suburban Base, K25 Suburban Base; H/D; Double rlr.; 58 Links
	1	Timing Chain	66	222-163	Chevrolet C10 Pickup Base, C20 Pickup Base, C30 Pickup Base, K10 Pickup Base, K20 Pickup Base, Suburban Base; H/D; Double rlr.; 58 Links
	1	Timing Chain	66-65	222-489	VINTAGE; 46 Links
	1	Timing Chain	65-64	222-163	Chevrolet C10 Pickup Base, C20 Pickup Base, C30 Pickup Base, K10 Pickup Base, K20 Pickup Base; H/D; Double rlr.; 58 Links
	1	Timing Chain	64	222-489	Chevrolet C10 Pickup Base, C30 Pickup Base, K10 Pickup Base, K20 Pickup Base; VINTAGE; 46 Links
	1	Timing Chain	64	222-489	Chevrolet C20 Pickup Base; VINTAGE; L/D; 46 Links
	1	Timing Chain	62	222-163	Exc. Chevrolet C10 Suburban Base, C20 Suburban Base, K10 Suburban Base, K20 Suburban Base GMC Suburban Base; H/D; Double rlr.; 58 Links
1	Timing Chain	62	222-489	Chevrolet C10 Pickup Base, C30 Pickup Base, K20 Pickup Base, P20 Series Base, Suburban Base; VINTAGE; 46 Links	

(continued on next page)

GMC Truck (Incl. SUV's)

59 327 5.4L (5360cc) OHV V8 (16 Valve) (Chevrolet), 4" Bore (GMC Eng.), 2 Bbl. 1969-1962
(cont.)

QTY	TIMING (cont.)	YEARS	PART NO.	DESCRIPTION
1	Timing Chain	62	222-489	Chevrolet C20 Pickup Base, K10 Pickup Base, P10 Series Base, P30 Series Base; VINTAGE; L/D; 46 Links
1	Crank Sprocket	69-67	223-391	Powdered metal; .405" tooth width sprocket; 18 Teeth
1	Crank Sprocket	68	223-289	GMC C15 Suburban Base; H/D; Double row; 22 Teeth
1	Crank Sprocket	67	223-289	Exc. Chevrolet C10 Suburban Base, C20 Suburban Base, K10 Suburban Base, K20 Suburban Base GMC C15 Suburban Base, C25 Suburban Base, K15 Suburban Base, K25 Suburban Base; H/D; Double row; 22 Teeth
1	Crank Sprocket	66	223-289	Chevrolet C10 Pickup Base, C20 Pickup Base, C30 Pickup Base, K10 Pickup Base, K20 Pickup Base, Suburban Base; H/D; Double row; 22 Teeth
1	Crank Sprocket	66-65	223-262	VINTAGE; 18 Teeth
1	Crank Sprocket	65-64	223-289	Chevrolet C10 Pickup Base, C20 Pickup Base, C30 Pickup Base, K10 Pickup Base, K20 Pickup Base; H/D; Double row; 22 Teeth
1	Crank Sprocket	64	223-262	Chevrolet C10 Pickup Base, C30 Pickup Base, K10 Pickup Base, K20 Pickup Base; VINTAGE; 18 Teeth
1	Crank Sprocket	64	223-262	Chevrolet C20 Pickup Base; VINTAGE; L/D; 18 Teeth
1	Crank Sprocket	62	223-289	Exc. Chevrolet C10 Suburban Base, C20 Suburban Base, K10 Suburban Base, K20 Suburban Base GMC Suburban Base; H/D; Double row; 22 Teeth
1	Crank Sprocket	62	223-262	Chevrolet C10 Pickup Base, C30 Pickup Base, K10 Pickup Base, K20 Pickup Base, P20 Series Base, P30 Series Base; VINTAGE; 18 Teeth
1	Crank Sprocket	62	223-262	Chevrolet C20 Pickup Base, P10 Series Base, Suburban Base; VINTAGE; L/D; 18 Teeth
1	Cam Sprocket	69-67	223-390	.405" tooth width sprocket; 36 Teeth
1	Cam Sprocket	69-67	223-390N	Nylon; .405" tooth width sprocket; 36 Teeth
1	Cam Sprocket	68	223-288	GMC C15 Suburban Base; H/D; Double row; 44 Teeth
1	Cam Sprocket	67	223-288	Exc. Chevrolet C10 Suburban Base, C20 Suburban Base, K10 Suburban Base, K20 Suburban Base GMC C15 Suburban Base, C25 Suburban Base, K15 Suburban Base, K25 Suburban Base; H/D; Double row; 44 Teeth
1	Cam Sprocket	66	223-288	Chevrolet C10 Pickup Base, C20 Pickup Base, C30 Pickup Base, K10 Pickup Base, K20 Pickup Base, Suburban Base; H/D; Double row; 44 Teeth
1	Cam Sprocket	66-65	223-261	VINTAGE; 36 Teeth
1	Cam Sprocket	65-64	223-288	Chevrolet C10 Pickup Base, C20 Pickup Base, C30 Pickup Base, K10 Pickup Base, K20 Pickup Base; H/D; Double row; 44 Teeth
1	Cam Sprocket	64	223-261	Chevrolet C10 Pickup Base, C30 Pickup Base, K10 Pickup Base; VINTAGE; 36 Teeth
1	Cam Sprocket	64	223-261	Chevrolet C20 Pickup Base, K20 Pickup Base; VINTAGE; L/D; 36 Teeth
1	Cam Sprocket	62	223-288	Exc. Chevrolet C10 Suburban Base, C20 Suburban Base, K10 Suburban Base, K20 Suburban Base GMC Suburban Base; H/D; Double row; 44 Teeth
1	Cam Sprocket	62	223-261	Chevrolet C10 Pickup Base, P10 Series Base, P30 Series Base, Suburban Base; VINTAGE; 36 Teeth
1	Cam Sprocket	62	223-261	Chevrolet C20 Pickup Base, C30 Pickup Base, K10 Pickup Base, K20 Pickup Base, P20 Series Base; VINTAGE; L/D; 36 Teeth
QTY	CAMSHAFT/LIFTER	YEARS	PART NO.	DESCRIPTION
1	Camshaft	68-62	CS-274	Hydraulic, (050) Duration at .050 Lobe Lift, 203 Exh., 194 Int., 112 Degrees Lobe Separation
1	Performance Cam	68-62	CS-1103R	Emissions Legal Cam; CARB E.O. No. D-292-1; Pro-1500 Perf. Cam; 0.42" Exh. Valve Lift, 0.398" Int. Valve Lift, Hydraulic, (050) Duration at .050 Lobe Lift, 204 Exh., 194 Int., 112 Degrees Lobe Separation
1	Performance Cam	68-62	CS-1014R	Emissions Legal Cam; CARB E.O. No. D-292-1; Pro-2000 Perf. Cam; 0.443" Exh. Valve Lift, 0.42" Int. Valve Lift, Hydraulic, (050) Duration at .050 Lobe Lift, 214 Exh., 204 Int., 112 Degrees Lobe Separation
1	Performance Cam	68-62	CS-1106R	Emissions Legal Cam; CARB E.O. No. D-292-1; Pro-3000 Perf. Cam; 0.465" Exh. Valve Lift, 0.443" Int. Valve Lift, Hydraulic, (050) Duration at .050 Lobe Lift, 224 Exh., 214 Int., 112 Degrees Lobe Separation
1	Prelube		55-403 Std Only	1.5 oz. packet
1	Prelube		55-400 Std Only	4 oz. bottle; 1.5 oz. packet No. 55-403 also avail.
16	Lifter	68-62	HT-817 Std Only	Hyd.
16	Lifter, Bulk	68-62	HT-817B Std Only	Hyd.; Carton of 128

VALVE TRAIN

VALVE TRAIN

(continued on next page)

GMC Truck (Incl. SUV's)

327 5.4L (5360cc) OHV V8 (16 Valve) (Chevrolet), 4" Bore (GMC Eng.), 2 Bbl. 1969-1962 59
(cont.)

QTY	CAM KIT	YEARS	PART NO.	DESCRIPTION
1	Cam/Lifter Kit	68-62	KC-1103R	Emissions Legal Cam; CARB E.O. No. D-292-1; Hyd.; Pro-1500 Perf. Cam; Duration at .050", 194 Int., 204 Exh.; Valve lift .398" Int., .420" Exh.; Lobe Separation 112 Degrees; (1) 55-403B; (1) CS-1103R; (16) HT-817
1	Cam/Lifter Kit	68-62	KC-1014R	Emissions Legal Cam; CARB E.O. No. D-292-1; Hyd.; Pro-2000 Perf. Cam; Duration at .050", 204 Int., 214 Exh.; Valve lift .420" Int., .443" Exh.; Lobe Separation 112 Degrees; (1) 55-403B; (1) CS-1014R; (16) HT-817
1	Cam/Lifter Kit	68-62	KC-1106R	Emissions Legal Cam; CARB E.O. No. D-292-1; Hyd.; Pro-3000 Perf. Cam; Duration at .050", 214 Int., 224 Exh.; Valve lift .443" Int., .465" Exh.; Lobe Separation 112 Degrees; (1) 55-403B; (1) CS-1106R; (16) HT-817
1	Cam/Lifter Kit	68-62	KC-274	Hyd.; (1) 55-403B; (1) CS-274; (16) HT-817
1	Cam/Lifter/Timing Kit	68-62	KCT-1014R	Emissions Legal Cam; CARB E.O. No. D-292-1; Hyd.; Pro-2000 Perf. Cam; Duration at .050", 204 Int., 214 Exh.; Valve lift .420" Int., .443" Exh.; Lobe Separation 112 Degrees; (1) 55-403B; (1) CS-1014R; (1) CTS-1100NR; (16) HT-817
1	Cam/Lifter/Timing Kit	68-67	KCT-274	Hyd.; w/.405" tooth width sprocket; (1) 55-403B; (1) CS-274; (16) HT-817; (1) KT3-499S
QTY	PUSH ROD	YEARS	PART NO.	DESCRIPTION
16	Push Rod	68-62	RP-3093 Std Only	7.7940" O.A.L.
16	Push Rod	68-62	RP-3212R Std-100-150-200	Chrome-Moly; 7.7900" O.A.L.
16	Push Rod, Bulk	68-62	BRP-3093 Std Only	Carton of 100; 7.7940" O.A.L.
16	Push Rod, Bulk	68-62	BRP-3212R Std-100	Chrome-Moly; Carton of 100; 7.7900" O.A.L.
QTY	ROCKER PARTS	YEARS	PART NO.	DESCRIPTION
16	Arm Assy.	68-62	R-826 Std Only	Incl. arm, ball & nut
16	Arm Assy., Bulk	68-62	R-826B Std Only	Incl. arm, ball & nut; Carton of 64
16	Arm	68-62	R-826A Std Only	
16	Rocker Arm Ball	68-62	MR-1783 Std Only	
16	Nut	68-62	MR-1751 Std Only	Self-locking, 3/8" x 24 threads
16	Stud	68-62	MR-1752 Std Only	.003" O/S; 3/8" x 24 x 2.495"
16	Stud	68-62	MR-1949 Std Only	.372" x 24 x 2.495"
QTY	VALVE	YEARS	PART NO.	DESCRIPTION
8	Exhaust	68-62	V-1888X Std Only	Chrome plated stem; Stellite face; 1.5000" Head Dia., 0.3412" Stem Dia., 4.9230" O.A.L.
8	Intake	68-62	V-1200 Std-3-15-30	VINTAGE; 1.7200" Head Dia., 0.3413" Stem Dia., 4.9170" O.A.L.
8	Intake, Bulk	68-62	V-1200B Std Only	VINTAGE; Carton of 25; 1.7200" Head Dia., 0.3413" Stem Dia., 4.9170" O.A.L.
QTY	VALVE SPRING	YEARS	PART NO.	DESCRIPTION
16	Spring	68-67	VS-677 Std Only	Incl. damper; 2.0300" Free Height
16	Spring	68-67	VS-739R Std Only	Optional-H/D; 2.0000" Free Height
16	Spring	66-62	VS-521 Std Only	Incl. damper; 2.1090" Free Height
16	Spring, Bulk	68-67	VS-677B Std Only	Incl. damper; Carton of 250; 2.0300" Free Height
16	Spring, Bulk	68-67	VS-739RB Std Only	Optional-H/D; Carton of 300; 2.0000" Free Height
QTY	VALVE SEAL	YEARS	PART NO.	DESCRIPTION
16	Valve Stem Seal	68-62	MV-1233C Std Only	O-Ring; (RBB) Rubber
16	Valve Stem Seal	68-62	ST-2001 Std Only	Use w/O.E. guide; Positive type; Installation requires valve guide machining; (RBBTF) Rubber/PTFE
16	Valve Stem Seal	68-62	MV-1903 Std Only	Use w/repair guide; Positive type; (RBB) Rubber
16	Valve Stem Seal Bulk	68-62	MV-1233 Std Only	O-Ring; Carton of 100; (RBB) Rubber
16	Valve Stem Seal Bulk	68-62	ST-2001BC Std Only	Use w/O.E. guide; Positive type; Installation requires valve guide machining; Carton of 100; (RBBTF) Rubber/PTFE
QTY	VALVE SEAT	YEARS	PART NO.	DESCRIPTION
8	Seat	68-62	245-1562-2 Std Only	Loc. Exh.; 1.5675" OD, 1.3125" ID, 0.2480" Depth
8	Seat	68-62	245-1562-2N Std Only	Loc. Exh.; Premium Material; 1.5675" OD, 1.3125" ID, 0.2480" Depth
8	Seat	68-62	245-1812-3 Std Only	Loc. Int.; 1.8175" OD, 1.5000" ID, 0.2160" Depth
QTY	VALVE, MISC	YEARS	PART NO.	DESCRIPTION
32	Keeper	68-62	VK-115A Std Only	1 groove; Square cut key groove; Carton pack 24
32	Keeper	68-62	VK-115 Std Only	1 groove; Square cut key groove; Carton pack 32
32	Keeper	68-62	VK-115R Std Only	1 groove; Square cut key groove; Hardened
32	Keeper, Bulk	68-62	VK-115B Std Only	1 groove; Square cut key groove; Carton of 1000
16	Spring Insert	68-62	259-203C Std Only	.015"; Carton of 100
16	Spring Insert	68-62	259-203B Std Only	.030"; Carton of 100
16	Spring Insert	68-62	259-203BRS Std Only	.030"; Carton of 500
16	Spring Insert	68-62	259-203A Std Only	.060"; Carton of 100
16	Spring Insert	68-62	259-203ARS Std Only	.060"; Carton of 500
8	Rotocap	66-62	RC-157S Std Only	Loc. Exh.

VALVE TRAIN

VALVE TRAIN

(continued on next page)

GMC Truck (Incl. SUV's)

59 327 5.4L (5360cc) OHV V8 (16 Valve) (Chevrolet), 4" Bore (GMC Eng.), 2 Bbl. 1969-1962
(cont.)

QTY	PISTON	YEARS	PART NO.	DESCRIPTION
8	Cast Piston	68-62	H951P 30 30-40-60	VINTAGE; Hypereutectic; .9275" Pin Dia.; 2 Rings 5/64 Groove, 1 Ring 3/16 Groove, 1.655 CD, Recessed Head .065 deep x 3.200 dia. w/2 valve reliefs
8	Cast Piston - Individual	68-62	WH951P 30 30-40-60	VINTAGE; Hypereutectic; .9275" Pin Dia.; 2 Rings 5/64 Groove, 1 Ring 3/16 Groove, 1.655 CD, Recessed Head .065 deep x 3.200 dia. w/2 valve reliefs
QTY	RINGS	YEARS	PART NO.	DESCRIPTION
1	Premium Set	68-62	E-251KC Std-20-30-40-60	2-5/64, 1-3/16; Premium Chrome
1	Premium Set	68-62	E-251K Std-10-20-30-40-60	2-5/64, 1-3/16; Premium Moly
1	Standard Set	68-62	E-251X Std-10-20-30-40-60-80	2-5/64, 1-3/16; Iron
8	Premium Single Cylinder Set	68-62	WE-251K Std-30-40-60	2-5/64, 1-3/16; Premium Moly
8	Standard Single Cylinder Set	68-62	WE-251X Std-30-40-60	2-5/64, 1-3/16; Iron
QTY	ENGINE BEARINGS	YEARS	PART NO.	DESCRIPTION
1	Main Set	68	4663M Std-1-2-10-20-30-40-60	
1	Main Set	68	6688M 10 10-20-30	.020" O/S length flange brg.
1	Main Set	68	4663MA Std-1-2-10-20-30-40-60	A-Series aluminum bearings
1	Main Set	68	7329MA 10 10-20	A-Series aluminum bearings; .010" O/S length flange brg.
1	Main Set	67-63	994M Std-1-10-20-30-40	VINTAGE
1	Rod Set	69-68	8-2555CA 60 60	Unplated & resizeable
1	Rod Set	68	8-2555CP Std-1-10-20-30-40-50	8-2555CA 60 avail. as unplated & resizeable; Overplated copper-lead alloy
1	Rod Set	68	8-2555A Std-1-10-20-30-40-50-60	A-Series aluminum bearings
1	Rod Set	68	8-2555A 10X2 10X2-20X2-30X2-40X2	A-Series aluminum bearings; Use in .002" O/S Rod Bore
1	Rod Set	68	8-2555CP 10X2 + 10X2-20X2	Use in .002" O/S Rod Bore; Overplated copper-lead alloy; Superseded - When depleted use 8-2555A 10X2
1	Rod Set	67-63	8-2020CP Std-10-20-30-40	VINTAGE
8	Rod Pair	69-68	2555CA 60 60	Unplated & resizeable
8	Rod Pair	68	2555A Std-1-2-10-20-30-40-50-60	A-Series aluminum bearings
8	Rod Pair	68	2555CP Std-1-2-10-20-30-40-50	Overplated copper-lead alloy
8	Rod Pair	68	2555CP 10X2 + 10X2-20X2	Use in .002" O/S Rod Bore; Superseded - When depleted use 2555A 10X2
8	Rod Pair	67-63	2020CP Std-1-2-10-20-30-40-50	
1	Cam Set	69-64	2100M Std Only	Race Performance
1	Cam Set	67-63	1750M Std Only	2.030" housing bore
1	Cam Set	67-63	1235M Std-1-10	Babbitt material; Full round design
1	Cam Set	67-63	1749M Std Only	Bi-Metal Aluminum
QTY	OIL PUMP	YEARS	PART NO.	DESCRIPTION
1	Oil Pump	68-62	224-4146	5/8" inlet
1	Oil Pump	68-62	224-4146A	High Pressure; 5/8" inlet
1	Oil Pump	68-62	224-4143	High Volume, check pan for clearance; 5/8" inlet; Use shaft w/steel guide
1	Inter. Shaft	68-62	224-6146E	Has steel shaft guide; Eliminates nylon shaft guide
1	Inter. Shaft	68-62	224-6146	Use w/nylon shaft guide
1	Screen Assy.	68-62	224-1146	VINTAGE; 5/8" inlet
QTY	GASKETS	YEARS	PART NO.	DESCRIPTION
1	Kit Gasket Set	69-62	260-1000	VINTAGE; Head bolts not incl.
1	Kit Gasket Set	69-62	260-1000AT	VINTAGE; Head bolts not incl.; PermaDryPlus® valve cover & oil pan gskts. incl.; PermaDryPlus® water outlet gskt. incl.
2	Head Bolt Set	69-62	260-2500 Std Only	Replacement recommended
QTY	FREEZE PLUGS	YEARS	PART NO.	DESCRIPTION
1	Brass Block Plug Kit	69-68	381-8007	
1	Steel Block Plug Kit	69-62	381-4011	
1	Brass Deep Cup Freeze Plug	69-68	381-9001	VINTAGE; 1.625" Diameter
1	Steel Deep Cup Freeze Plug	69-68	381-3095	0.500" Diameter
1	Steel Deep Cup Freeze Plug	69-62	381-3095	0.500" Diameter
1	Steel Deep Cup Freeze Plug	69-62	381-3041	1.625" Diameter
1	Steel Shallow Cup Freeze Plug	69-68	381-2078	2.109" Diameter
1	Steel Shallow Cup Freeze Plug	69-62	381-2078	2.109" Diameter

60 327 5.4L (5360cc) OHV V8 (16 Valve) (Chevrolet), 4" Bore (GMC Eng.), 4 Bbl. 1969-1964

QTY	TIMING	YEARS	PART NO.	DESCRIPTION
1	3 Piece Set	69-67	KT3-499S	Powdered Metal Crank Sprocket; w/.405" tooth width sprocket; (1) 222-499; (1) 223-390; (1) 223-391

(continued on next page)

GMC Truck (Incl. SUV's)

327 5.4L (5360cc) OHV V8 (16 Valve) (Chevrolet), 4" Bore (GMC Eng.), 4 Bbl. 1969-1964 60
(cont.)

QTY	TIMING (cont.)	YEARS	PART NO.	DESCRIPTION
1	3 Piece Set	68	KT3-163S	Exc. Chevrolet P20 Van Base, P30 Van Base GMC G35 Van Base, P25 Van Base, P35 Van Base; H/D; Incl. double rlr. type chain; (1) 222-163; (1) 223-288; (1) 223-289
1	3 Piece Set	67-66	KT3-163S	Chevrolet El Camino Base; H/D; Incl. double rlr. type chain; (1) 222-163; (1) 223-288; (1) 223-289
1	3 Piece Set	66-65	KT3-489S	VINTAGE; (1) 222-489; (1) 223-261; (1) 223-262
1	3 Piece Set	65-64	KT3-163S	H/D; Incl. double rlr. type chain; (1) 222-163; (1) 223-288; (1) 223-289
1	3 Piece Set	64	KT3-489S	VINTAGE; L/D; (1) 222-489; (1) 223-261; (1) 223-262
1	Timing Chain	69-67	222-499	Use w/.405" tooth width sprocket; 46 Links
1	Timing Chain	68	222-163	Exc. Chevrolet P20 Van Base, P30 Van Base GMC G35 Van Base, P25 Van Base, P35 Van Base; H/D; Double rlr.; 58 Links
1	Timing Chain	67-66	222-163	Chevrolet El Camino Base; H/D; Double rlr.; 58 Links
1	Timing Chain	66-64	222-489	VINTAGE; 46 Links
1	Timing Chain	65-64	222-163	H/D; Double rlr.; 58 Links
1	Crank Sprocket	69-67	223-391	Powdered metal; .405" tooth width sprocket; 18 Teeth
1	Crank Sprocket	68	223-289	Exc. Chevrolet P20 Van Base, P30 Van Base GMC G35 Van Base, P25 Van Base, P35 Van Base; H/D; Double row; 22 Teeth
1	Crank Sprocket	67-66	223-289	Chevrolet El Camino Base; H/D; Double row; 22 Teeth
1	Crank Sprocket	66-64	223-262	VINTAGE; 18 Teeth
1	Crank Sprocket	65-64	223-289	H/D; Double row; 22 Teeth
1	Cam Sprocket	69-67	223-390	.405" tooth width sprocket; 36 Teeth
1	Cam Sprocket	69-67	223-390N	Nylon; .405" tooth width sprocket; 36 Teeth
1	Cam Sprocket	68	223-288	Exc. Chevrolet P20 Van Base, P30 Van Base GMC G35 Van Base, P25 Van Base, P35 Van Base; H/D; Double row; 44 Teeth
1	Cam Sprocket	67-66	223-288	Chevrolet El Camino Base; H/D; Double row; 44 Teeth
1	Cam Sprocket	66-64	223-261	VINTAGE; 36 Teeth
1	Cam Sprocket	65-64	223-288	H/D; Double row; 44 Teeth
QTY	CAMSHAFT/LIFTER	YEARS	PART NO.	DESCRIPTION
1	Camshaft	68-64	CS-274	Hydraulic, (050) Duration at .050 Lobe Lift, 203 Exh., 194 Int., 112 Degrees Lobe Separation
1	Performance Cam	68-64	CS-1103R	Emissions Legal Cam; CARB E.O. No. D-292-1; Pro-1500 Perf. Cam; 0.42" Exh. Valve Lift, 0.398" Int. Valve Lift, Hydraulic, (050) Duration at .050 Lobe Lift, 204 Exh., 194 Int., 112 Degrees Lobe Separation
1	Performance Cam	68-64	CS-1014R	Emissions Legal Cam; CARB E.O. No. D-292-1; Pro-2000 Perf. Cam; 0.443" Exh. Valve Lift, 0.42" Int. Valve Lift, Hydraulic, (050) Duration at .050 Lobe Lift, 214 Exh., 204 Int., 112 Degrees Lobe Separation
1	Performance Cam	68-64	CS-1106R	Emissions Legal Cam; CARB E.O. No. D-292-1; Pro-3000 Perf. Cam; 0.465" Exh. Valve Lift, 0.443" Int. Valve Lift, Hydraulic, (050) Duration at .050 Lobe Lift, 224 Exh., 214 Int., 112 Degrees Lobe Separation
1	Prelube		55-403 Std Only	1.5 oz. packet
1	Prelube		55-400 Std Only	4 oz. bottle; 1.5 oz. packet No. 55-403 also avail.
16	Lifter	68-64	HT-817 Std Only	Hyd.
16	Lifter, Bulk	68-64	HT-817B Std Only	Hyd.; Carton of 128
QTY	CAM KIT	YEARS	PART NO.	DESCRIPTION
1	Cam/Lifter Kit	68-64	KC-1103R	Emissions Legal Cam; CARB E.O. No. D-292-1; Hyd.; Pro-1500 Perf. Cam; Duration at .050", 194 Int., 204 Exh.; Valve lift .398" Int., .420" Exh.; Lobe Separation 112 Degrees; (1) 55-403B; (1) CS-1103R; (16) HT-817
1	Cam/Lifter Kit	68-64	KC-1014R	Emissions Legal Cam; CARB E.O. No. D-292-1; Hyd.; Pro-2000 Perf. Cam; Duration at .050", 204 Int., 214 Exh.; Valve lift .420" Int., .443" Exh.; Lobe Separation 112 Degrees; (1) 55-403B; (1) CS-1014R; (16) HT-817
1	Cam/Lifter Kit	68-64	KC-1106R	Emissions Legal Cam; CARB E.O. No. D-292-1; Hyd.; Pro-3000 Perf. Cam; Duration at .050", 214 Int., 224 Exh.; Valve lift .443" Int., .465" Exh.; Lobe Separation 112 Degrees; (1) 55-403B; (1) CS-1106R; (16) HT-817
1	Cam/Lifter Kit	68-64	KC-274	Hyd.; (1) 55-403B; (1) CS-274; (16) HT-817
1	Cam/Lifter/Timing Kit	68-64	KCT-1014R	Emissions Legal Cam; CARB E.O. No. D-292-1; Hyd.; Pro-2000 Perf. Cam; Duration at .050", 204 Int., 214 Exh.; Valve lift .420" Int., .443" Exh.; Lobe Separation 112 Degrees; (1) 55-403B; (1) CS-1014R; (1) CTS-1100NR; (16) HT-817
1	Cam/Lifter/Timing Kit	68-67	KCT-274	Hyd.; w/.405" tooth width sprocket; (1) 55-403B; (1) CS-274; (16) HT-817; (1) KT3-499S

VALVE TRAIN

VALVE TRAIN

(continued on next page)

GMC Truck (Incl. SUV's)

60 327 5.4L (5360cc) OHV V8 (16 Valve) (Chevrolet), 4" Bore (GMC Eng.), 4 Bbl. 1969-1964
(cont.)

QTY	PUSH ROD	YEARS	PART NO.	DESCRIPTION
16	Push Rod	68-64	RP-3093 Std Only	7.7940" O.A.L.
16	Push Rod	68-64	RP-3212R Std-100-150-200	Chrome-Moly; 7.7900" O.A.L.
16	Push Rod, Bulk	68-64	BRP-3093 Std Only	Carton of 100; 7.7940" O.A.L.
16	Push Rod, Bulk	68-64	BRP-3212R Std-100	Chrome-Moly; Carton of 100; 7.7900" O.A.L.
QTY	ROCKER PARTS	YEARS	PART NO.	DESCRIPTION
16	Arm Assy.	68-64	R-826 Std Only	Incl. arm, ball & nut
16	Arm Assy., Bulk	68-64	R-826B Std Only	Incl. arm, ball & nut; Carton of 64
16	Arm	68-64	R-826A Std Only	
16	Rocker Arm Ball	68-64	MR-1783 Std Only	
16	Nut	68-64	MR-1751 Std Only	Self-locking, 3/8" x 24 threads
16	Stud	68-64	MR-1752 Std Only	.003" O/S; 3/8" x 24 x 2.495"
16	Stud	68-64	MR-1949 Std Only	.372" x 24 x 2.495"
QTY	VALVE	YEARS	PART NO.	DESCRIPTION
8	Exhaust	68-64	V-1888X Std Only	Chrome plated stem; Stellite face; 1.5000" Head Dia., 0.3412" Stem Dia., 4.9230" O.A.L.
8	Intake	68-64	V-1200 Std-3-15-30	VINTAGE; 1.7200" Head Dia., 0.3413" Stem Dia., 4.9170" O.A.L.
8	Intake, Bulk	68-64	V-1200B Std Only	VINTAGE; Carton of 25; 1.7200" Head Dia., 0.3413" Stem Dia., 4.9170" O.A.L.
QTY	VALVE SPRING	YEARS	PART NO.	DESCRIPTION
16	Spring	68-67	VS-677 Std Only	Incl. damper; 2.0300" Free Height
16	Spring	68-67	VS-739R Std Only	Optional-H/D; 2.0000" Free Height
16	Spring	66-64	VS-521 Std Only	Incl. damper; 2.1090" Free Height
16	Spring, Bulk	68-67	VS-677B Std Only	Incl. damper; Carton of 250; 2.0300" Free Height
16	Spring, Bulk	68-67	VS-739RB Std Only	Optional-H/D; Carton of 300; 2.0000" Free Height
QTY	VALVE SEAL	YEARS	PART NO.	DESCRIPTION
16	Valve Stem Seal	68-64	MV-1233C Std Only	O-Ring; (RBB) Rubber
16	Valve Stem Seal	68-64	ST-2001 Std Only	Use w/O.E. guide; Positive type; Installation requires valve guide machining; (RBBTF) Rubber/PTFE
16	Valve Stem Seal	68-64	MV-1903 Std Only	Use w/repair guide; Positive type; (RBB) Rubber
16	Valve Stem Seal Bulk	68-64	MV-1233 Std Only	O-Ring; Carton of 100; (RBB) Rubber
16	Valve Stem Seal Bulk	68-64	ST-2001BC Std Only	Use w/O.E. guide; Positive type; Installation requires valve guide machining; Carton of 100; (RBBTF) Rubber/PTFE
QTY	VALVE SEAT	YEARS	PART NO.	DESCRIPTION
8	Seat	68-64	245-1562-2 Std Only	Loc. Exh.; 1.5675" OD, 1.3125" ID, 0.2480" Depth
8	Seat	68-64	245-1562-2N Std Only	Loc. Exh.; Premium Material; 1.5675" OD, 1.3125" ID, 0.2480" Depth
8	Seat	68-64	245-1812-3 Std Only	Loc. Int.; 1.8175" OD, 1.5000" ID, 0.2160" Depth
QTY	VALVE, MISC	YEARS	PART NO.	DESCRIPTION
32	Keeper	68-64	VK-115A Std Only	1 groove; Square cut key groove; Carton pack 24
32	Keeper	68-64	VK-115 Std Only	1 groove; Square cut key groove; Carton pack 32
32	Keeper	68-64	VK-115R Std Only	1 groove; Square cut key groove; Hardened
32	Keeper, Bulk	68-64	VK-115B Std Only	1 groove; Square cut key groove; Carton of 1000
16	Spring Insert	68-64	259-203C Std Only	.015"; Carton of 100
16	Spring Insert	68-64	259-203B Std Only	.030"; Carton of 100
16	Spring Insert	68-64	259-203BRS Std Only	.030"; Carton of 500
16	Spring Insert	68-64	259-203A Std Only	.060"; Carton of 100
16	Spring Insert	68-64	259-203ARS Std Only	.060"; Carton of 500
8	Rotocap	66-64	RC-157S Std Only	Loc. Exh.
QTY	PISTON	YEARS	PART NO.	DESCRIPTION
8	Cast Piston	68-64	H951P 30 30-40-60	VINTAGE; Hypereutectic; .9275" Pin Dia.; 2 Rings 5/64 Groove, 1 Ring 3/16 Groove, 1.655 CD, Recessed Head .065 deep x 3.200 dia. w/2 valve reliefs
8	Cast Piston - Individual	68-64	WH951P 30 30-40-60	VINTAGE; Hypereutectic; .9275" Pin Dia.; 2 Rings 5/64 Groove, 1 Ring 3/16 Groove, 1.655 CD, Recessed Head .065 deep x 3.200 dia. w/2 valve reliefs
QTY	RINGS	YEARS	PART NO.	DESCRIPTION
1	Premium Set	68-64	E-251KC Std-20-30-40-60	2-5/64, 1-3/16; Premium Chrome
1	Premium Set	68-64	E-251K Std-10-20-30-40-60	2-5/64, 1-3/16; Premium Moly
1	Standard Set	68-64	E-251X Std-10-20-30-40-60-80	2-5/64, 1-3/16; Iron
8	Premium Single Cylinder Set	68-64	WE-251K Std-30-40-60	2-5/64, 1-3/16; Premium Moly
8	Standard Single Cylinder Set	68-64	WE-251X Std-30-40-60	2-5/64, 1-3/16; Iron
QTY	ENGINE BEARINGS	YEARS	PART NO.	DESCRIPTION
1	Main Set	68	4663M Std-1-2-10-20-30-40-60	
1	Main Set	68	6688M 10 10-20-30	.020" O/S length flange brg.
1	Main Set	68	4663MA Std-1-2-10-20-30-40-60	A-Series aluminum bearings
1	Main Set	68	7329MA 10 10-20	A-Series aluminum bearings; .010" O/S length flange brg.
1	Main Set	67-64	994M Std-1-10-20-30-40	VINTAGE

VALVE TRAIN

VALVE TRAIN

BLOCK

BLOCK

(continued on next page)

GMC Truck (Incl. SUV's)

327 5.4L (5360cc) OHV V8 (16 Valve) (Chevrolet), 4" Bore (GMC Eng.), 4 Bbl. 1969-1964 60
(cont.)

	QTY	ENGINE BEARINGS	YEARS	PART NO.	DESCRIPTION	
BLOCK	1	(cont.) Rod Set	69-68	8-2555CA 60 60	Unplated & resizeable	
	1	Rod Set	68	8-2555CP Std-1-10-20-30-40-50	8-2555CA 60 avail. as unplated & resizeable; Overplated copper-lead alloy	
	1	Rod Set	68	8-2555A Std-1-10-20-30-40-50-60	A-Series aluminum bearings	
	1	Rod Set	68	8-2555A 10X2 10X2-20X2-30X2-40X2	A-Series aluminum bearings ; Use in .002" O/S Rod Bore	
	1	Rod Set	68	8-2555CP 10X2 + 10X2-20X2	Use in .002" O/S Rod Bore; Overplated copper-lead alloy; Superseded - When depleted use 8-2555A 10X2	
	1	Rod Set	67-64	8-2020CP Std-10-20-30-40	VINTAGE	
	8	Rod Pair	69-68	2555CA 60 60	Unplated & resizeable	
	8	Rod Pair	68	2555A Std-1-2-10-20-30-40-50-60	A-Series aluminum bearings	
	8	Rod Pair	68	2555CP Std-1-2-10-20-30-40-50	Overplated copper-lead alloy	
	8	Rod Pair	68	2555CP 10X2 + 10X2-20X2	Use in .002" O/S Rod Bore; Superseded - When depleted use 2555A 10X2	
	8	Rod Pair	67-64	2020CP Std-1-2-10-20-30-40-50		
	1	Cam Set	69-64	2100M Std Only	Race Performance	
	1	Cam Set	67-64	1750M Std Only	2.030" housing bore	
	1	Cam Set	67-64	1235M Std-1-10	Babbitt material; Full round design	
	1	Cam Set	67-64	1749M Std Only	Bi-Metal Aluminum	
	QTY	OIL PUMP	YEARS	PART NO.	DESCRIPTION	
	1	Oil Pump	68-64	224-4146	5/8" inlet	
	1	Oil Pump	68-64	224-4146A	High Pressure; 5/8" inlet	
	1	Oil Pump	68-64	224-4143	High Volume, check pan for clearance; 5/8" inlet; Use shaft w/steel guide	
	1	Inter. Shaft	68-64	224-6146E	Has steel shaft guide; Eliminates nylon shaft guide	
	1	Inter. Shaft	68-64	224-6146	Use w/nylon shaft guide	
1	Screen Assy.	68-64	224-1146	VINTAGE; 5/8" inlet		
	QTY	GASKETS	YEARS	PART NO.	DESCRIPTION	
	1	Kit Gasket Set	69-64	260-1000	VINTAGE; Head bolts not incl.	
	1	Kit Gasket Set	69-64	260-1000AT	VINTAGE; Head bolts not incl.; PermaDryPlus® valve cover & oil pan gskts. incl.; PermaDryPlus® water outlet gskt. incl.	
2	Head Bolt Set	69-64	260-2500 Std Only	Replacement recommended		
	QTY	FREEZE PLUGS	YEARS	PART NO.	DESCRIPTION	
	1	Brass Block Plug Kit	69-68	381-8007		
	1	Steel Block Plug Kit	69-64	381-4011		
	1	Brass Deep Cup Freeze Plug	69-68	381-9001	VINTAGE; 1.625" Diameter	
	1	Steel Deep Cup Freeze Plug	69-68	381-3095	0.500" Diameter	
	1	Steel Deep Cup Freeze Plug	69-64	381-3095	0.500" Diameter	
	1	Steel Deep Cup Freeze Plug	69-64	381-3041	1.625" Diameter	
	1	Steel Shallow Cup Freeze Plug	69-68	381-2078	2.109" Diameter	
	1	Steel Shallow Cup Freeze Plug	69-64	381-2078	2.109" Diameter	
336.9 5.5L (5522cc) OHV V8 (16 Valve) (Pontiac), 3.875" Bore (GMC Eng.), 2 Bbl. 1959 61						
BLOCK	QTY	CAMSHAFT/LIFTER	YEARS	PART NO.	DESCRIPTION	
	16	Lifter	59	HT-951 Std Only	Hyd.	
	16	Lifter, Bulk	59	HT-951B Std Only	Hyd.; Carton of 128	
	QTY	VALVE GUIDE	YEARS	PART NO.	DESCRIPTION	
	8	Guide	59	VG-5034 Std Only	Loc. Int.; Cut to fit; 0.3430" ID, 2.5000" O.A.L	
	8	Guide	59	VG-5037 Std Only	VINTAGE; Loc. Exh.; 0.3420" ID, 2.7500" O.A.L	
	8	Guide	59	VG-5072 Std Only	VINTAGE; Loc. Exh.; Cut to fit; 0.3440" ID, 2.8750" O.A.L	
	8	Guide	59	VG-5075T Std Only	VINTAGE; Loc. Exh.; Threaded; 0.3440" ID, 2.8750" O.A.L	
	8	Guide, Bulk	59	VG-5072B Std Only	VINTAGE; Loc. Exh.; Cut to fit; Carton of 100; 0.3440" ID, 2.8750" O.A.L	
	8	Guide, Bulk	59	VG-5075TB Std Only	VINTAGE; Loc. Exh.; Threaded; Carton of 100; 0.3440" ID, 2.8750" O.A.L	
	BLOCK	QTY	PISTON	YEARS	PART NO.	DESCRIPTION
		8	Pin Bushing	59	1559VA	VINTAGE; 1.037" OD
QTY		ENGINE BEARINGS	YEARS	PART NO.	DESCRIPTION	
1		Rod Set	59	8-1555CPA Std-10-20-30-40	VINTAGE	
8		Rod Pair	59	1555CPA Std-10-20-30-40	VINTAGE	
1	Cam Set	59	1146M Std Only	VINTAGE		
QTY	OIL PUMP	YEARS	PART NO.	DESCRIPTION		
1	Inter. Shaft	59	224-61236			

GMC Truck (Incl. SUV's)

62 347 5.7L (5687cc) OHV V8 (16 Valve) (Pontiac), 3.9375" Bore (GMC Eng.), 2 Bbl. 1957

QTY	CAMSHAFT/LIFTER	YEARS	PART NO.	DESCRIPTION
1	Camshaft	57	CS-187	VINTAGE; Hydraulic, (.050) Duration at .050 Lobe Lift, 190 Exh., 190 Int., 111 Degrees Lobe Separation
1	Prelube		55-403 Std Only	1.5 oz. packet
1	Prelube		55-400 Std Only	4 oz. bottle; 1.5 oz. packet No. 55-403 also avail.
16	Lifter	57	HT-951 Std Only	Hyd.
16	Lifter, Bulk	57	HT-951B Std Only	Hyd.; Carton of 128
QTY	VALVE GUIDE	YEARS	PART NO.	DESCRIPTION
8	Guide	57	VG-5034 Std Only	Loc. Exh.; Cut to fit; 0.3430" ID, 2.5000" O.A.L
8	Guide	57	VG-5037 Std Only	VINTAGE; Loc. Int.; 0.3420" ID, 2.7500" O.A.L
8	Guide	57	VG-5072 Std Only	VINTAGE; Loc. Int.; Cut to fit; 0.3440" ID, 2.8750" O.A.L
8	Guide	57	VG-5075T Std Only	VINTAGE; Loc. Int.; Threaded; 0.3440" ID, 2.8750" O.A.L
8	Guide, Bulk	57	VG-5072B Std Only	VINTAGE; Loc. Int.; Cut to fit; Carton of 100; 0.3440" ID, 2.8750" O.A.L
8	Guide, Bulk	57	VG-5075TB Std Only	VINTAGE; Loc. Int.; Threaded; Carton of 100; 0.3440" ID, 2.8750" O.A.L
QTY	VALVE SPRING	YEARS	PART NO.	DESCRIPTION
16	Spring	57	VS-445 Std Only	VINTAGE; Loc. Inner; 1.8120" Free Height
16	Spring	57	VS-446 Std Only	VINTAGE; Loc. Outer; 1.9800" Free Height
QTY	VALVE SEAL	YEARS	PART NO.	DESCRIPTION
16	Valve Stem Seal	57	MV-1233C Std Only	O-Ring; (RBB) Rubber
16	Valve Stem Seal	57	ST-2092 Std Only	Positive type, Metal Clad; (RBB) Rubber
16	Valve Stem Seal	57	ST-2003 Std Only	Positive type; Installation requires valve guide machining; (RBB) Rubber
16	Valve Stem Seal Bulk	57	MV-1233 Std Only	O-Ring; Carton of 100; (RBB) Rubber
16	Valve Stem Seal Bulk	57	ST-2003BC Std Only	Positive type; Installation requires valve guide machining; Carton of 100; (RBB) Rubber
QTY	VALVE, MISC	YEARS	PART NO.	DESCRIPTION
32	Keeper	57	VK-115A Std Only	1 groove; Square cut key groove; Carton pack 24
32	Keeper	57	VK-115 Std Only	1 groove; Square cut key groove; Carton pack 32
32	Keeper	57	VK-115R Std Only	1 groove; Square cut key groove; Hardened
32	Keeper, Bulk	57	VK-115B Std Only	1 groove; Square cut key groove; Carton of 1000
QTY	RINGS	YEARS	PART NO.	DESCRIPTION
1	Standard Set	57	E-252X Std-30	VINTAGE; 2-5/64, 1-3/16; Iron
QTY	OIL PUMP	YEARS	PART NO.	DESCRIPTION
1	Inter. Shaft	57	224-61236	

63 348 5.7L (5704cc) OHV V8 (16 Valve) (Chevrolet), 4.125" Bore (GMC Eng.), 2 Bbl. 1961-1958

QTY	TIMING	YEARS	PART NO.	DESCRIPTION
1	Timing Chain	61	222-494	Chevrolet C20 Pickup Base, C30 Pickup Base, K20 Pickup Base, P20 Series Base, P30 Series Base, Suburban Base; Hi-Perf.; 48 Links
1	Timing Chain	60-58	222-494	Chevrolet Truck Base; Hi-Perf.; 48 Links
1	Crank Sprocket	61	223-262	Chevrolet C20 Pickup Base, C30 Pickup Base, K20 Pickup Base, P20 Series Base, P30 Series Base, Suburban Base; VINTAGE; Hi-Perf.; 18 Teeth
1	Crank Sprocket	60-58	223-262	Chevrolet Truck Base; VINTAGE; Hi-Perf.; 18 Teeth
1	Cam Sprocket	61	223-261	Chevrolet C20 Pickup Base, C30 Pickup Base, K20 Pickup Base, P20 Series Base, P30 Series Base, Suburban Base; VINTAGE; Hi-Perf.; 36 Teeth
1	Cam Sprocket	60-58	223-261	Chevrolet Truck Base; VINTAGE; Hi-Perf.; 36 Teeth
QTY	CAMSHAFT/LIFTER	YEARS	PART NO.	DESCRIPTION
16	Lifter	60-58	HT-817 Std Only	Hyd.
16	Lifter, Bulk	60-58	HT-817B Std Only	Hyd.; Carton of 128
QTY	PUSH ROD	YEARS	PART NO.	DESCRIPTION
8	Push Rod	60-58	RP-3229R Std Only	Chrome-Moly; 9.1300" O.A.L.
8	Push Rod	60-58	RP-3028 Std Only	VINTAGE; Loc. Exh.; 9.1360" O.A.L.
8	Push Rod	60-58	RP-3102 Std Only	VINTAGE; Loc. Int.; 8.7780" O.A.L.
8	Push Rod, Bulk	60-58	BRP-3028 Std Only	VINTAGE; Loc. Exh.; Carton of 100; 9.1360" O.A.L.
8	Push Rod, Bulk	60-58	BRP-3102 Std Only	VINTAGE; Loc. Int.; Carton of 25; 8.7780" O.A.L.
QTY	ROCKER PARTS	YEARS	PART NO.	DESCRIPTION
16	Arm Assy.	60-58	R-827 Std Only	VINTAGE; Incl. arm, ball & nut
16	Rocker Arm Ball	60-58	MR-1780 Std Only	
16	Nut	60-58	MR-1751 Std Only	Self-locking, 3/8" x 24 threads
16	Stud	60-58	MR-1752 Std Only	.003" O/S; 3/8" x 24 x 2.495"
16	Stud	60-58	MR-1949 Std Only	.372" x 24 x 2.495"
QTY	VALVE GUIDE	YEARS	PART NO.	DESCRIPTION
8	Guide	58	VG-5062 Std Only	Loc. Int.; Plain; 0.3735" ID, 2.3800" O.A.L
8	Guide	58	VG-5033 Std Only	VINTAGE; Loc. Exh.; 0.3735" ID, 2.6200" O.A.L

(continued on next page)

GMC Truck (Incl. SUV's)

348 5.7L (5704cc) OHV V8 (16 Valve) (Chevrolet), 4.125" Bore (GMC Eng.), 2 Bbl. 1961-1958 63
(cont.)

QTY	VALVE SPRING	YEARS	PART NO.	DESCRIPTION
16	Spring	60-58	VS-522 Std Only	VINTAGE; Incl. damper; 2.0000" Free Height
16	Valve Stem Seal	60-58	ST-2002 Std Only	Installation requires valve guide machining; (PLY) Polyacrylate
16	Valve Stem Seal Bulk	60-58	ST-2002BC Std Only	Positive type; Installation requires valve guide machining; Carton of 100; (PLY) Polyacrylate
32	Keeper	60-58	VK-138A Std Only	1 groove; Square cut key groove; Carton pack 24
32	Keeper	60-58	VK-138 Std Only	1 groove; Square cut key groove; Carton pack 32
32	Keeper	60-58	VK-138R Std Only	1 groove; Square cut key groove; Hardened
32	Keeper, Bulk	60-58	VK-138B Std Only	1 groove; Square cut key groove; Carton of 1000
1	Premium Set	60-58	E-243K Std-20-30-40-60	VINTAGE; 2-5/64, 1-3/16; Premium Moly
1	Standard Set	60-58	E-243X Std-20-30-40-60	VINTAGE; 2-5/64, 1-3/16; Iron
1	Main Set	60-58	4036M Std-10-20	VINTAGE
1	Rod Set	60-58	8-3190A Std-1-10-20-30-40-60	A-Series aluminum bearings
8	Rod Pair	60-58	3190A Std-1-10-20-30-40-50	A-Series aluminum bearings
1	Cam Set	60-58	1177M Std Only	VINTAGE
1	Oil Pump	60-58	224-4146	5/8" inlet
1	Oil Pump	60-58	224-4146A	High Pressure; 5/8" inlet
1	Oil Pump	60-58	224-4143	High Volume, check pan for clearance; 5/8" inlet; Use shaft w/steel guide
1	Inter. Shaft	60-58	224-6146E	Has steel shaft guide; Eliminates nylon shaft guide
1	Inter. Shaft	60-58	224-6146	Use w/nylon shaft guide
1	Oil Pump Shaft Guide	60-58	224-43343	Nylon
1	Screen Assy.	60-58	224-1146	VINTAGE; 5/8" inlet

348 5.7L (5704cc) OHV V8 (16 Valve) (Chevrolet), 4.125" Bore (GMC Eng.), 4 Bbl. 1960-1958 64

QTY	TIMING	YEARS	PART NO.	DESCRIPTION
1	Timing Chain	60-59	222-494	Chevrolet El Camino Base; Hi-Perf.; 48 Links
1	Crank Sprocket	60-59	223-262	Chevrolet El Camino Base; VINTAGE; Hi-Perf.; 18 Teeth
1	Cam Sprocket	60-59	223-261	Chevrolet El Camino Base; VINTAGE; Hi-Perf.; 36 Teeth
16	Lifter	60-58	HT-817 Std Only	Hyd.
16	Lifter, Bulk	60-58	HT-817B Std Only	Hyd.; Carton of 128
8	Push Rod	60-58	RP-3229R Std Only	Chrome-Moly; 9.1300" O.A.L.
8	Push Rod	60-58	RP-3028 Std Only	VINTAGE; Loc. Exh.; 9.1360" O.A.L.
8	Push Rod	60-58	RP-3102 Std Only	VINTAGE; Loc. Int.; 8.7780" O.A.L.
8	Push Rod, Bulk	60-58	BRP-3028 Std Only	VINTAGE; Loc. Exh.; Carton of 100; 9.1360" O.A.L.
8	Push Rod, Bulk	60-58	BRP-3102 Std Only	VINTAGE; Loc. Int.; Carton of 25; 8.7780" O.A.L.
16	Arm Assy.	60-58	R-827 Std Only	VINTAGE; Incl. arm, ball & nut
16	Rocker Arm Ball	60-58	MR-1780 Std Only	
16	Nut	60-58	MR-1751 Std Only	Self-locking, 3/8" x 24 threads
16	Stud	60-58	MR-1752 Std Only	.003" O/S; 3/8" x 24 x 2.495"
16	Stud	60-58	MR-1949 Std Only	.372" x 24 x 2.495"
8	Guide	58	VG-5062 Std Only	Loc. Int.; Plain; 0.3735" ID, 2.3800" O.A.L.
8	Guide	58	VG-5033 Std Only	VINTAGE; Loc. Exh.; 0.3735" ID, 2.6200" O.A.L.
16	Spring	60-58	VS-522 Std Only	VINTAGE; Incl. damper; 2.0000" Free Height
16	Valve Stem Seal	60-58	ST-2002 Std Only	Installation requires valve guide machining; (PLY) Polyacrylate
16	Valve Stem Seal Bulk	60-58	ST-2002BC Std Only	Positive type; Installation requires valve guide machining; Carton of 100; (PLY) Polyacrylate
32	Keeper	60-58	VK-138A Std Only	1 groove; Square cut key groove; Carton pack 24
32	Keeper	60-58	VK-138 Std Only	1 groove; Square cut key groove; Carton pack 32
32	Keeper	60-58	VK-138R Std Only	1 groove; Square cut key groove; Hardened
32	Keeper, Bulk	60-58	VK-138B Std Only	1 groove; Square cut key groove; Carton of 1000
1	Premium Set	60-58	E-243K Std-20-30-40-60	VINTAGE; 2-5/64, 1-3/16; Premium Moly

(continued on next page)

GMC Truck (Incl. SUV's)

64 348 5.7L (5704cc) OHV V8 (16 Valve) (Chevrolet), 4.125" Bore (GMC Eng.), 4 Bbl. 1960-1958
(cont.)

BLOCK	QTY	RINGS (cont.)	YEARS	PART NO.	DESCRIPTION	BLOCK
	1	Standard Set	60-58	E-243X Std-20-30-40-60	VINTAGE; 2-5/64, 1-3/16; Iron	
	QTY	ENGINE BEARINGS	YEARS	PART NO.	DESCRIPTION	
	1	Main Set	60-58	4036M Std-10-20	VINTAGE	
1	Rod Set	60-58	8-3190A Std-1-10-20-30-40-60	A-Series aluminum bearings		
1	Rod Pair	60-58	3190A Std-1-10-20-30-40-50	A-Series aluminum bearings		
1	Cam Set	60-58	1177M Std Only	VINTAGE		
QTY	OIL PUMP	YEARS	PART NO.	DESCRIPTION		
1	Oil Pump	60-58	224-4146	5/8" inlet		
1	Oil Pump	60-58	224-4146A	High Pressure; 5/8" inlet		
1	Oil Pump	60-58	224-4143	High Volume, check pan for clearance; 5/8" inlet; Use shaft w/steel guide		
1	Inter. Shaft	60-58	224-6146E	Has steel shaft guide; Eliminates nylon shaft guide		
1	Inter. Shaft	60-58	224-6146	Use w/nylon shaft guide		
1	Oil Pump Shaft Guide	60-58	224-43343	Nylon		
1	Screen Assy.	60-58	224-1146	VINTAGE; 5/8" inlet		

65 350 5.7L (5733cc) OHV V8 (16 Valve) (Oldsmobile), 4.057" Bore (GMC Eng.), MFI Diesel "VIN Z" 1980-1978

VALVE TRAIN	QTY	TIMING	YEARS	PART NO.	DESCRIPTION	VALVE TRAIN
	1	3 Piece Set	80	KT3-499S	Chevrolet C10 Pickup Cheyenne, Custom Deluxe, Scottsdale, Silverado, C10 Suburban Custom Deluxe, Scottsdale, Silverado; L/D; Powdered Metal Crank Sprocket; w/.405" tooth width sprocket; (1) 222-499; (1) 223-390; (1) 223-391	
	1	3 Piece Set	79	KT3-499S	Chevrolet C10 Pickup Big Ten, Cheyenne, Custom Deluxe, Scottsdale, Silverado, C10 Suburban Custom Deluxe, Scottsdale, Silverado; L/D; Powdered Metal Crank Sprocket; w/.405" tooth width sprocket; (1) 222-499; (1) 223-390; (1) 223-391	
	1	3 Piece Set	78	KT3-499S	Chevrolet C10 Pickup Big Ten, Cheyenne, Custom Deluxe, Scottsdale, C10 Suburban Custom Deluxe, Scottsdale, C30 Pickup Cheyenne, Custom Deluxe, Scottsdale; L/D; Powdered Metal Crank Sprocket; w/.405" tooth width sprocket; (1) 222-499; (1) 223-390; (1) 223-391	
	1	Timing Chain	80	222-499	Chevrolet C10 Pickup Cheyenne, Custom Deluxe, Scottsdale, Silverado, C10 Suburban Custom Deluxe, Scottsdale, Silverado; L/D; Use w/.405" tooth width sprocket; 46 Links	
	1	Timing Chain	79	222-499	Chevrolet C10 Pickup Big Ten, Cheyenne, Custom Deluxe, Scottsdale, Silverado, C10 Suburban Custom Deluxe, Scottsdale, Silverado; L/D; Use w/.405" tooth width sprocket; 46 Links	
	1	Timing Chain	78	222-499	Chevrolet C10 Pickup Big Ten, Cheyenne, Custom Deluxe, Scottsdale, C10 Suburban Custom Deluxe, Scottsdale, C30 Pickup Cheyenne, Custom Deluxe, Scottsdale; L/D; Use w/.405" tooth width sprocket; 46 Links	
	1	Crank Sprocket	80	223-391	Chevrolet C10 Pickup Cheyenne, Custom Deluxe, Scottsdale, Silverado, C10 Suburban Custom Deluxe, Scottsdale, Silverado; L/D; Powdered metal; .405" tooth width sprocket; 18 Teeth	
	1	Crank Sprocket	79	223-391	Chevrolet C10 Pickup Big Ten, Cheyenne, Custom Deluxe, Scottsdale, Silverado, C10 Suburban Custom Deluxe, Scottsdale, Silverado; L/D; Powdered metal; .405" tooth width sprocket; 18 Teeth	
	1	Crank Sprocket	78	223-391	Chevrolet C10 Pickup Big Ten, Cheyenne, Custom Deluxe, Scottsdale, C10 Suburban Custom Deluxe, Scottsdale, C30 Pickup Cheyenne, Custom Deluxe, Scottsdale; L/D; Powdered metal; .405" tooth width sprocket; 18 Teeth	
	1	Cam Sprocket	80	223-390	Chevrolet C10 Pickup Cheyenne, Custom Deluxe, Scottsdale, Silverado, C10 Suburban Custom Deluxe, Scottsdale, Silverado; L/D; .405" tooth width sprocket; 36 Teeth	
	1	Cam Sprocket	79	223-390	Chevrolet C10 Pickup Big Ten, Cheyenne, Custom Deluxe, Scottsdale, Silverado, C10 Suburban Custom Deluxe, Scottsdale, Silverado; L/D; .405" tooth width sprocket; 36 Teeth	
	1	Cam Sprocket	78	223-390	Chevrolet C10 Pickup Big Ten, Cheyenne, Custom Deluxe, Scottsdale, C10 Suburban Custom Deluxe, Scottsdale, C30 Pickup Cheyenne, Custom Deluxe, Scottsdale; L/D; .405" tooth width sprocket; 36 Teeth	
QTY	CAMSHAFT/LIFTER	YEARS	PART NO.	DESCRIPTION		
16	Lifter	80	HT-2104 Std Only	Hyd. rlr.		
16	Lifter, Bulk	80	HT-2104B Std Only	Hyd. rlr.; Carton of 108		

(continued on next page)

GMC Truck (Incl. SUV's)

350 5.7L (5733cc) OHV V8 (16 Valve) (Oldsmobile), 4.057" Bore (GMC Eng.), MFI Diesel "VIN Z" 1980-1978 65
(cont.)

	QTY	PART NO.	YEARS	DESCRIPTION
VALVE TRAIN	16	PUSH ROD		
	16	Push Rod	80	8.2480" O.A.L.
	16	Push Rod	79-78	VINTAGE; 8.2340" O.A.L.
	16	Push Rod, Bulk	80	Carton of 100; 8.2480" O.A.L.
	16	Push Rod, Bulk	79-78	VINTAGE; Carton of 100; 8.2340" O.A.L.
	8	ROCKER PARTS		
	8	Arm Assy.	80	Incl. 2-arms, 2-pivots & 1-pivot bridge
	8	Arm Assy.	79-78	VINTAGE; Incl. 2-arms & 1-pivot assy.
	8	Arm Assy., Bulk	80	Incl. 2-arms, 2-pivots & 1-pivot bridge; Carton of 32
	8	Arm Assy., Bulk	79-78	VINTAGE; Incl. 2-arms & 1-pivot assy.; Carton of 64
	8	Arm	80	
	8	Arm	79-78	VINTAGE
	8	Bridge	80	
	8	Bridge	79-78	
	8	Pivot	80-78	
	8	VALVE SEAL		
8	Valve Stem Seal	80-78	Loc. Int.; Umbrella type; (NYL) Nylon	
16	Valve Stem Seal	80-78	Positive type; Installation requires valve guide machining; (RBBTF) Rubber/PTFE	
8	Valve Stem Seal Bulk	80-78	Loc. Int.; Umbrella type; Carton of 50; (NYL) Nylon	
16	Valve Stem Seal Bulk	80-78	Positive type; Installation requires valve guide machining; Carton of 100; (RBBTF) Rubber/PTFE	
8	VALVE SEAT			
8	Seat	80-78	Loc. Exh.; 1.6925" OD, 1.4375" ID, 0.1860" Depth	
8	Seat	80-78	Loc. Int.; 2.0055" OD, 1.7500" ID, 0.2160" Depth	
32	VALVE, MISC			
32	Keeper	80-78	1 groove; Square cut key groove; Carton pack 24	
32	Keeper	80-78	1 groove; Square cut key groove; Carton pack 32	
32	Keeper	80-78	1 groove; Square cut key groove; Hardened	
16	Keeper, Bulk	80-78	1 groove; Square cut key groove; Carton of 1000	
16	Spring Insert	80-78	.015"; ID .703"; Carton of 100	
16	Spring Insert	80-78	.030"; ID .703"; Carton of 100	
16	Spring Insert	80-78	.060"; ID .703"; Carton of 100	
16	Spring Insert	80-78	.060"; ID .703"; Carton of 500	
8	PISTON			
8	Pin Bushing	80-78		
1	ENGINE BEARINGS			
1	Main Set	80-78		
1	Rod Set	80-78		
8	Rod Pair	80-78		
1	Cam Set	80-78		
1	OIL PUMP			
1	Oil Pump	80-78		
1	Inter. Shaft	80-78		
1	Screen Assy.	80-78		
1	Screen Assy.	80-78		
1	GASKETS			
1	Kit Gasket Set	80-78		
1	FREEZE PLUGS			
1	Brass Block Plug Kit	80-78		
1	Steel Block Plug Kit	80-78		
1	Brass Deep Cup Freeze Plug	80-78		
1	Steel Deep Cup Freeze Plug	80-78		
1	Steel Deep Cup Freeze Plug	80-78		
1	Steel Deep Cup Freeze Plug	80-78		
1	Steel Deep Cup Freeze Plug	80-78		
1	Steel Deep Cup Freeze Plug	80-78		

350 5.7L (5736cc) OHV V8 (16 Valve) (Chevrolet), 4" Bore (GMC Eng.), 4 Bbl. "VIN A" 1971 66

	QTY	PART NO.	YEARS	DESCRIPTION
	1	TIMING		
	1	3 Piece Set	71	Incl. double rlr. type chain; (1) 222-163; (1) 223-288; (1) 223-289
	1	3 Piece Set	71	Powdered Metal Crank Sprocket; w/.405" tooth width sprocket; (1) 222-499; (1) 223-390; (1) 223-391
	1	Timing Set w/Gaskets	71	VINTAGE; Incl. double rlr. type chain
	1	Timing Set w/Gaskets	71	VINTAGE; w/.405" tooth width sprocket
	1	Timing Chain	71	Double rlr.; 58 Links
	1	Timing Chain	71	Use w/.405" tooth width sprocket; 46 Links

(continued on next page)

GMC Truck (Incl. SUV's)

66 350 5.7L (5736cc) OHV V8 (16 Valve) (Chevrolet), 4" Bore (GMC Eng.), 4 Bbl. "VIN A" 1971
(cont.)

QTY	TIMING (cont.)	YEARS	PART NO.	DESCRIPTION
1	Crank Sprocket	71	223-289	Double row; 22 Teeth
1	Crank Sprocket	71	223-391	Powdered metal; .405" tooth width sprocket; 18 Teeth
1	Cam Sprocket	71	223-390	.405" tooth width sprocket; 36 Teeth
1	Cam Sprocket	71	223-288	Double row; 44 Teeth
1	Cam Sprocket	71	223-390N	Nylon; .405" tooth width sprocket; 36 Teeth
QTY	CAMSHAFT/LIFTER	YEARS	PART NO.	DESCRIPTION
1	Camshaft	71	CS-274	Exc. Calif. Emis.; Hydraulic, (050) Duration at .050 Lobe Lift, 203 Exh., 194 Int., 112 Degrees Lobe Separation
1	Performance Cam	71	CS-1103R	Emissions Legal Cam; CARB E.O. No. D-292-1; Pro-1500 Perf. Cam; 0.42" Exh. Valve Lift, 0.398" Int. Valve Lift, Hydraulic, (050) Duration at .050 Lobe Lift, 204 Exh., 194 Int., 112 Degrees Lobe Separation
1	Performance Cam	71	CS-1014R	Emissions Legal Cam; CARB E.O. No. D-292-1; Pro-2000 Perf. Cam; 0.443" Exh. Valve Lift, 0.42" Int. Valve Lift, Hydraulic, (050) Duration at .050 Lobe Lift, 214 Exh., 204 Int., 112 Degrees Lobe Separation
1	Performance Cam	71	CS-1106R	Emissions Legal Cam; CARB E.O. No. D-292-1; Pro-3000 Perf. Cam; 0.465" Exh. Valve Lift, 0.443" Int. Valve Lift, Hydraulic, (050) Duration at .050 Lobe Lift, 224 Exh., 214 Int., 112 Degrees Lobe Separation
1	Prelube		55-403 Std Only	1.5 oz. packet
1	Prelube		55-400 Std Only	4 oz. bottle; 1.5 oz. packet No. 55-403 also avail.
16	Lifter	71	HT-817 Std Only	Hyd.
16	Lifter	71	HT-817R Std Only	Speed-Pro Hi-Revolution Hyd.
16	Lifter, Bulk	71	HT-817B Std Only	Hyd.; Carton of 128
16	Lifter, Bulk	71	HT-817RB Std Only	Speed-Pro Hi-Revolution Hyd.; Carton of 128
QTY	CAM KIT	YEARS	PART NO.	DESCRIPTION
1	Cam/Lifter Kit	71	KC-1103R	Emissions Legal Cam; CARB E.O. No. D-292-1; Hyd.; Pro-1500 Perf. Cam; Duration at .050", 194 Int., 204 Exh.; Valve lift .398" Int., .420" Exh.; Lobe Separation 112 Degrees; (1) 55-403B; (1) CS-1103R; (16) HT-817
1	Cam/Lifter Kit	71	KC-1014R	Emissions Legal Cam; CARB E.O. No. D-292-1; Hyd.; Pro-2000 Perf. Cam; Duration at .050", 204 Int., 214 Exh.; Valve lift .420" Int., .443" Exh.; Lobe Separation 112 Degrees; (1) 55-403B; (1) CS-1014R; (16) HT-817
1	Cam/Lifter Kit	71	KC-1106R	Emissions Legal Cam; CARB E.O. No. D-292-1; Hyd.; Pro-3000 Perf. Cam; Duration at .050", 214 Int., 224 Exh.; Valve lift .443" Int., .465" Exh.; Lobe Separation 112 Degrees; (1) 55-403B; (1) CS-1106R; (16) HT-817
1	Cam/Lifter Kit	71	KC-274	Exc. Calif. Emis.; Hyd.; (1) 55-403B; (1) CS-274; (16) HT-817
1	Cam/Lifter/Timing Kit	71	KCT-1014R	Emissions Legal Cam; CARB E.O. No. D-292-1; Hyd.; Pro-2000 Perf. Cam; Duration at .050", 204 Int., 214 Exh.; Valve lift .420" Int., .443" Exh.; Lobe Separation 112 Degrees; (1) 55-403B; (1) CS-1014R; (1) CTS-1100NR; (16) HT-817
1	Cam/Lifter/Timing Kit	71	KCT-274C	Exc. Calif. Emis.; Hyd.; Incl. double rlr. type chain; (1) 55-403B; (1) CS-274; (16) HT-817; (1) KT3-163S
1	Cam/Lifter/Timing Kit	71	KCT-274	Exc. Calif. Emis.; Hyd.; w/.405" tooth width sprocket; (1) 55-403B; (1) CS-274; (16) HT-817; (1) KT3-499S
QTY	PUSH ROD	YEARS	PART NO.	DESCRIPTION
16	Push Rod	71	RP-3093 Std Only	7.7940" O.A.L.
16	Push Rod	71	RP-3212R Std-100-150-200	Chrome-Moly; 7.7900" O.A.L.
16	Push Rod, Bulk	71	BRP-3093 Std Only	Carton of 100; 7.7940" O.A.L.
16	Push Rod, Bulk	71	BRP-3212R Std-100	Chrome-Moly; Carton of 100; 7.7900" O.A.L.
8	Push Rod Guide Plate	71	MR-1930 Std Only	Speed-Pro flat guide plate for 3/8" dia. push rods; Requires screw-in studs
8	Push Rod Guide Plate	71	MR-1896 Std Only	Speed-Pro flat guide plate for 5/16" dia. push rods; Requires screw-in studs
8	Push Rod Guide Plate	71	MR-1892 Std Only	Speed-Pro stepped guide plate for 3/8" dia. push rods; Requires screw-in studs
8	Push Rod Guide Plate	71	MR-1891 Std Only	Speed-Pro stepped guide plate for 5/16" dia. push rods; Requires screw-in studs
QTY	ROCKER PARTS	YEARS	PART NO.	DESCRIPTION
16	Arm Assy.	71	R-826 Std Only	Incl. arm, ball & nut
16	Arm Assy., Bulk	71	R-826B Std Only	Incl. arm, ball & nut; Carton of 64
16	Arm	71	R-826A Std Only	
16	Rocker Arm Ball	71	MR-1783 Std Only	
16	Nut	71	MR-1751 Std Only	Self-locking, 3/8" x 24 threads
16	Stud	71	MR-1752 Std Only	.003" O/S; 3/8" x 24 x 2.495"
16	Stud	71	MR-1949 Std Only	.372" x 24 x 2.495"

VALVE TRAIN

VALVE TRAIN

(continued on next page)

GMC Truck (Incl. SUV's)

350 5.7L (5736cc) OHV V8 (16 Valve) (Chevrolet), 4" Bore (GMC Eng.), 4 Bbl. "VIN A" 1971 **66**
(cont.)

QTY	ROCKER PARTS (cont.)	YEARS	PART NO.	DESCRIPTION
16	Stud	71	MR-1865RS Std Only	Speed-Pro 3/8" dia. Perf. screw-in stud; requires head machining
QTY	VALVE	YEARS	PART NO.	DESCRIPTION
8	Exhaust	71	V-1904 Std-3-15-30	Chrome plated stem; 1.5000" Head Dia., 0.3414" Stem Dia., 4.9280" O.A.L.
8	Exhaust	71	V-1888X Std Only	Chrome plated stem; Stellite face; 1.5000" Head Dia., 0.3412" Stem Dia., 4.9230" O.A.L.
8	Exhaust	71	V-1199 Std-3-5-15-30	VINTAGE; 1.5000" Head Dia., 0.3415" Stem Dia., 4.9280" O.A.L.
8	Exhaust, Bulk	71	V-1904B Std-15	Chrome plated stem; Carton of 25; 1.5000" Head Dia., 0.3414" Stem Dia., 4.9280" O.A.L.
8	Exhaust, Bulk	71	V-1199B Std Only	VINTAGE; Carton of 25; 1.5000" Head Dia., 0.3415" Stem Dia., 4.9280" O.A.L.
8	Intake	71	V-1927 Std-15	Chrome plated stem; 1.7200" Head Dia., 0.3413" Stem Dia., 4.9170" O.A.L.
8	Intake	71	V-1926 Std-3-15	Chrome plated stem; 1.9400" Head Dia., 0.3414" Stem Dia., 4.8800" O.A.L.
8	Intake	71	V-1926Y 15	Chrome plated stem; w/.708" reduced end length; 1.9400" Head Dia., 0.3564" Stem Dia., 4.8800" O.A.L.
8	Intake	71	V-1928 Std Only	VINTAGE; Chrome plated stem; 1.7200" Head Dia., 0.3420" Stem Dia., 4.9170" O.A.L.
8	Intake, Bulk	71	V-1927B Std Only	Chrome plated stem; Carton of 25; 1.7200" Head Dia., 0.3413" Stem Dia., 4.9170" O.A.L.
8	Intake, Bulk	71	V-1926B Std-15	Chrome plated stem; Carton of 25; 1.9400" Head Dia., 0.3410" Stem Dia., 4.8800" O.A.L.
QTY	VALVE GUIDE	YEARS	PART NO.	DESCRIPTION
8	Guide	71	VG-5046 Std Only	Loc. Exh.; .502" OD; 0.3740" ID, 2.2500" O.A.L
8	Guide	71	VG-5038 Std Only	Loc. Int.; 0.3430" ID, 2.1200" O.A.L
8	Guide, Bulk	71	VG-5038B Std Only	Loc. Int.; Carton of 50; 0.3430" ID, 2.1200" O.A.L
QTY	VALVE SPRING	YEARS	PART NO.	DESCRIPTION
8	Spring	71	VS-677 Std Only	Loc. Exh.; Incl. damper; 2.0300" Free Height
8	Spring	71	VS-739R Std Only	Loc. Exh.; Optional-H/D; 2.0000" Free Height
8	Spring	71	VS-677 Std Only	Loc. Int.; Incl. damper; 2.0300" Free Height
8	Spring	71	VS-739R Std Only	Loc. Int.; Optional-H/D; 2.0000" Free Height
8	Spring, Bulk	71	VS-677B Std Only	Loc. Exh.; Incl. damper; Carton of 250; 2.0300" Free Height
8	Spring, Bulk	71	VS-739RB Std Only	Loc. Exh.; Optional-H/D; Carton of 300; 2.0000" Free Height
8	Spring, Bulk	71	VS-677B Std Only	Loc. Int.; Incl. damper; Carton of 250; 2.0300" Free Height
8	Spring, Bulk	71	VS-739RB Std Only	Loc. Int.; Optional-H/D; Carton of 300; 2.0000" Free Height
QTY	VALVE SEAL	YEARS	PART NO.	DESCRIPTION
8	Valve Stem Seal	71	MV-1903 Std Only	Loc. Exh.; Use w/repair guide; Positive type; (RBB) Rubber
8	Valve Stem Seal	71	ST-2001 Std Only	Loc. Exh.; w/.343" stem dia.; Positive type; Installation requires valve guide machining; (RBBTF) Rubber/PTFE
8	Valve Stem Seal	71	ST-2004 Std Only	Loc. Exh.; w/.375" stem dia.; Positive type; Installation requires valve guide machining; (RBBTF) Rubber/PTFE
8	Valve Stem Seal	71	MV-1903 Std Only	Loc. Int.; Use w/repair guide; Positive type; (RBB) Rubber
8	Valve Stem Seal	71	ST-2001 Std Only	Loc. Int.; w/.343" stem dia.; Positive type; Installation requires valve guide machining; (RBBTF) Rubber/PTFE
8	Valve Stem Seal	71	ST-2004 Std Only	Loc. Int.; w/.375" stem dia.; Positive type; Installation requires valve guide machining; (RBBTF) Rubber/PTFE
16	Valve Stem Seal	71	MV-1233C Std Only	O-Ring; (RBB) Rubber
16	Valve Stem Seal	71	MV-1598C Std Only	Umbrella type; (RBB) Rubber
8	Valve Stem Seal Bulk	71	ST-2001BC Std Only	Loc. Exh.; w/.343" stem dia.; Positive type; Installation requires valve guide machining; Carton of 100; (RBBTF) Rubber/PTFE
8	Valve Stem Seal Bulk	71	ST-2004BC Std Only	Loc. Exh.; w/.375" stem dia.; Positive type; Installation requires valve guide machining; Carton of 100; (RBBTF) Rubber/PTFE
8	Valve Stem Seal Bulk	71	ST-2001BC Std Only	Loc. Int.; w/.343" stem dia.; Positive type; Installation requires valve guide machining; Carton of 100; (RBBTF) Rubber/PTFE
8	Valve Stem Seal Bulk	71	ST-2004BC Std Only	Loc. Int.; w/.375" stem dia.; Positive type; Installation requires valve guide machining; Carton of 100; (RBBTF) Rubber/PTFE
16	Valve Stem Seal Bulk	71	MV-1233 Std Only	O-Ring; Carton of 100; (RBB) Rubber
16	Valve Stem Seal Bulk	71	MV-1598 Std Only	Umbrella type; Carton of 100; (RBB) Rubber
QTY	VALVE SEAT	YEARS	PART NO.	DESCRIPTION
8	Seat	71	245-1562-1 Std Only	Loc. Exh.; 1.5675" OD, 1.3125" ID, 0.2160" Depth
8	Seat	71	245-1562-1N Std Only	Loc. Exh.; Premium Material; 1.5675" OD, 1.3125" ID, 0.2160" Depth
8	Seat	71	245-2125-1 Std Only	Loc. Int.; Use w/V-1926; 2.1305" OD, 1.8125" ID, 0.2480" Depth

VALVE TRAIN

VALVE TRAIN

(continued on next page)

GMC Truck (Incl. SUV's)

66 350 5.7L (5736cc) OHV V8 (16 Valve) (Chevrolet), 4" Bore (GMC Eng.), 4 Bbl. "VIN A" 1971
(cont.)

QTY	VALVE, MISC	YEARS	PART NO.	DESCRIPTION
32	Keeper	71	VK-115A Std Only	1 groove; Square cut key groove; Carton pack 24
32	Keeper	71	VK-115 Std Only	1 groove; Square cut key groove; Carton pack 32
32	Keeper	71	VK-115R Std Only	1 groove; Square cut key groove; Hardened
32	Keeper, Bulk	71	VK-115B Std Only	1 groove; Square cut key groove; Carton of 1000
16	Spring Insert	71	259-203C Std Only	.015"; Carton of 100
16	Spring Insert	71	259-203B Std Only	.030"; Carton of 100
16	Spring Insert	71	259-203BRS Std Only	.030"; Carton of 500
16	Spring Insert	71	259-203A Std Only	.060"; Carton of 100
16	Spring Insert	71	259-203ARS Std Only	.060"; Carton of 500
QTY	PISTON	YEARS	PART NO.	DESCRIPTION
8	Cast Piston	71	H423DCP * Std-20-30-40-60-80	Hypereutectic; w/machined valve reliefs and circlip grooves; Use w/LR-63 lock ring for floated applications; .9275" Pin Dia.; 2 Rings 5/64 Groove, 1 Ring 3/16 Groove, 1.548 CD, .098 dish, 4 reliefs; Use w/Lock Ring LR-63; DUROSHIELD® skirt coated piston
8	Cast Piston	71	H423ACP 40 + 40-60-80	Hypereutectic; w/machined valve reliefs and circlip grooves; Use w/LR-63 lock ring for floated applications; .9275" Pin Dia.; 2 Rings 5/64 Groove, 1 Ring 3/16 Groove, 1.548 CD, Recessed Head .098" deep x 2.771" dia. w/4 valve reliefs; DUROSHIELD® skirt coated piston; Superseded - When depleted use H423DCP 40
8	Cast Piston	71	H423NP 20 20	Perf. or reg. duty operation; Not O.E. duplicate Wt.; Use in sets only; Hypereutectic; .9275" Pin Dia.; 2 Rings 5/64 Groove, 1 Ring 3/16 Groove, 1.540 CD, .100 dish, 4 reliefs
8	Cast Piston - Individual	71	WH423DCP Std-20-30-40-60	Hypereutectic; w/machined valve reliefs and circlip grooves; Use w/LR-63 lock ring for floated applications; .9275" Pin Dia.; 2 Rings 5/64 Groove, 1 Ring 3/16 Groove, 1.548 CD, .098 dish, 4 reliefs; Use w/Lock Ring LR-63; DUROSHIELD® skirt coated piston
8	Cast Piston - Individual	71	WH423ACP + Std-20-30-40-60	Hypereutectic; w/machined valve reliefs and circlip grooves; Use w/LR-63 lock ring for floated applications; .9275" Pin Dia.; 2 Rings 5/64 Groove, 1 Ring 3/16 Groove, 1.548 CD, Recessed Head .098" deep x 2.771" dia. w/4 valve reliefs; DUROSHIELD® skirt coated piston; Superseded - When depleted use WH423DCP
1	Cast Piston Set w/Prem. Rings	71	8KH618CP 30 30-40-60	Hypereutectic; 0.9275" Pin Dia.; 2 Rings 5/64 Groove, 1 Ring 3/16 Groove, 1.560 CD, Domed Head .125 high w/2 valve reliefs. DUROSHIELD® skirt coated piston.
1	Cast Piston Set w/Prem. Rings	71	8KH423ACP 30 + 30-40-60	Hypereutectic; w/machined valve reliefs and circlip grooves; Use w/LR-63 lock ring for floated applications; .9275" Pin Dia.; 2 Rings 5/64 Groove, 1 Ring 3/16 Groove, 1.548 CD, Recessed Head .098" deep x 2.771" dia. w/4 valve reliefs; DUROSHIELD® skirt coated piston; Superseded - When depleted use 8KH423DCP 30
1	Cast Piston Set w/Prem. Rings	71	8KH423DCP 30 30-40-60	Hypereutectic; w/machined valve reliefs and circlip grooves; Use w/LR-63 lock ring for floated applications; .9275" Pin Dia.; 2 Rings 5/64 Groove, 1 Ring 3/16 Groove, Recessed Head .098" deep x 2.771" dia. w/4 valve reliefs; DUROSHIELD® skirt coated piston
8	POWERFORGED	71	L-2403NF Std-20-30-40-60	Powerforged; 0.9275" Pin Dia.; 2 Rings 5/64 Groove, 1 Ring 3/16 Groove, 1.562 CD, Recessed Head .068 deep. DUROSHIELD® skirt coated piston.
8	POWERFORGED Piston-Individual	71	WL-2403NF Std-20-30-40-60	Powerforged; 0.9275" Pin Dia.; 2 Rings 5/64 Groove, 1 Ring 3/16 Groove, 1.562 CD, Recessed Head .068 deep. DUROSHIELD® skirt coated piston.
1	POWERFORGED Piston Set w/Rings	71	8KL2256F 30 30-40-60	Powerforged; 0.9272" Pin Dia.; 2 Rings 5/64 Groove, 1 Ring 3/16 Groove, 1.563 CD, Flat Head w/4 valve reliefs. DUROSHIELD® skirt coated piston.
8	Pin	71	P-2208 Std-3-5-0015	Use w/L-2256F or L-2403NF piston; 0.6200" Inside Dia., 0.9272" Outside Dia.
QTY	RINGS	YEARS	PART NO.	DESCRIPTION
1	Premium Set	71	E-251KC Std-20-30-40-60	2-5/64, 1-3/16; Premium Chrome
1	Premium Set	71	E-251K Std-10-20-30-40-60	2-5/64, 1-3/16; Premium Moly
1	Premium Set	71	R-9903 Std-20-30-60	2-5/64, 1-3/16; Speed-Pro plasma-moly Perf. ring set
1	Standard Set	71	E-251X Std-10-20-30-40-60-80	2-5/64, 1-3/16; Iron
8	Premium Single Cylinder Set	71	WE-251K Std-30-40-60	2-5/64, 1-3/16; Premium Moly
8	Standard Single Cylinder Set	71	WE-251X Std-30-40-60	2-5/64, 1-3/16; Iron
QTY	SLEEVE	YEARS	PART NO.	DESCRIPTION
8	Repair Sleeve	71	SL-22Y Std Only	1/8" wall, must be cut to correct length; O.A.L. 10.250"
8	Repair Sleeve	71	SL-350M Std Only	3/32" wall, cut to length; Press fit sleeve
8	Repair Sleeve	71	SL-22M Std Only	3/32" wall, must be cut to correct length; O.A.L. 10.250"
QTY	ENGINE BEARINGS	YEARS	PART NO.	DESCRIPTION
1	Main Set	71	4663M Std-1-2-10-20-30-40-60	

BLOCK

BLOCK

(continued on next page)

GMC Truck (Incl. SUV's)

350 5.7L (5736cc) OHV V8 (16 Valve) (Chevrolet), 4" Bore (GMC Eng.), 4 Bbl. "VIN A" 1971 66
(cont.)

	QTY	ENGINE BEARINGS (cont.)	YEARS	PART NO.	DESCRIPTION	
BLOCK	1	Main Set	71	6688M 10 10-20-30	.020" O/S length flange brg.	
	1	Main Set	71	4663MA Std-1-2-10-20-30-40-60	A-Series aluminum bearings	
	1	Main Set	71	7329MA 10 10-20	A-Series aluminum bearings; .010" O/S length flange brg.	
	1	Main Set	71	7274MA 10X20 10X20	A-Series aluminum bearings; w/.020" O/S OD	
	1	Rod Set	71	8-2555CP Std-1-10-20-30-40-50	8-2555CA 60 avail. as unplated & resizeable; Overplated copper-lead alloy	
	1	Rod Set	71	8-2555A Std-1-10-20-30-40-50-60	A-Series aluminum bearings	
	1	Rod Set	71	8-2555A 10X2 10X2-20X2-30X2-40X2	A-Series aluminum bearings; Use in .002" O/S Rod Bore	
	1	Rod Set	71	8-2555CA 60 60	Unplated & resizeable	
	1	Rod Set	71	8-2555CP 10X2 + 10X2-20X2	Use in .002" O/S Rod Bore; Overplated copper-lead alloy; Superseded - When depleted use 8-2555A 10X2	
	8	Rod Pair	71	2555A Std-1-2-10-20-30-40-50-60	A-Series aluminum bearings	
	8	Rod Pair	71	2555CP Std-1-2-10-20-30-40-50	Overplated copper-lead alloy	
	8	Rod Pair	71	2555CA 60 60	Unplated & resizeable	
	8	Rod Pair	71	2555CP 10X2 + 10X2-20X2	Use in .002" O/S Rod Bore; Superseded - When depleted use 2555A 10X2	
	1	Cam Set	71	1750M Std Only	2.030" housing bore	
	1	Cam Set	71	1235M Std-1-10	Babbitt material; Full round design	
	1	Cam Set	71	1749M Std Only	Bi-Metal Aluminum	
	1	Cam Set	71	2100M Std Only	Race Performance	
		QTY	OIL PUMP	YEARS	PART NO.	DESCRIPTION
		1	Oil Pump	71	224-4146	5/8" inlet
		1	Oil Pump	71	224-4143	High Volume, check pan for clearance; 5/8" inlet; Use shaft w/steel guide
1		Inter. Shaft	71	224-6146E	Has steel shaft guide; Eliminates nylon shaft guide	
1		Inter. Shaft	71	224-6146	Use w/nylon shaft guide	
1		Oil Pump Shaft Guide	71	224-43343	Nylon	
1		Screen Assy.	71	224-1246	Chevrolet G10 Van Base, Sportvan, G20 Van Base, Sportvan, G30 Van Base, Sportvan I GMC G15 Van Base, Rally, Vandura, G25 Van Base, Rally, Vandura, G35 Van Base, Rally, Vandura; 5/8" inlet tube	
1	Screen Assy.	71	224-1146	Exc. Chevrolet G10 Van Base, Sportvan, G20 Van Base, Sportvan, G30 Van Base, Sportvan I GMC G15 Van Base, Rally, Vandura, G25 Van Base, Rally, Vandura, G35 Van Base, Rally, Vandura; VINTAGE; 5/8" inlet		
	QTY	GASKETS	YEARS	PART NO.	DESCRIPTION	
	1	Kit Gasket Set	71	260-1000	VINTAGE; Head bolts not incl.	
	1	Kit Gasket Set	71	260-1000AT	VINTAGE; Head bolts not incl.; PermaDryPlus® valve cover & oil pan gsks. incl.; PermaDryPlus® water outlet gskt. incl.	
2	Head Bolt Set	71	260-2500 Std Only	Replacement recommended		
	QTY	FREEZE PLUGS	YEARS	PART NO.	DESCRIPTION	
	1	Brass Block Plug Kit	71	381-8007		
	1	Steel Block Plug Kit	71	381-4011		
	1	Brass Deep Cup Freeze Plug	71	381-9001	VINTAGE; 1.625" Diameter	
	1	Steel Deep Cup Freeze Plug	71	381-3095	0.500" Diameter	
	1	Steel Deep Cup Freeze Plug	71	381-3041	1.625" Diameter	
	1	Steel Shallow Cup Freeze Plug	71	381-2078	2.109" Diameter	

350 5.7L (5736cc) OHV V8 (16 Valve) (Chevrolet), 4" Bore (GMC Eng.), 4 Bbl. "VIN B" 1971 67

	QTY	TIMING	YEARS	PART NO.	DESCRIPTION
	1	3 Piece Set	71	KT3-163S	Incl. double rlr. type chain; (1) 222-163; (1) 223-288; (1) 223-289
	1	3 Piece Set	71	KT3-499S	Powdered Metal Crank Sprocket; w/.405" tooth width sprocket; (1) 222-499; (1) 223-390; (1) 223-391
	1	Timing Set w/Gaskets	71	CTS-1002	VINTAGE; Incl. double rlr. type chain
	1	Timing Set w/Gaskets	71	CTS-1001	VINTAGE; w/.405" tooth width sprocket
	1	Timing Chain	71	222-163	Double rlr.; 58 Links
	1	Timing Chain	71	222-499	Use w/.405" tooth width sprocket; 46 Links
	1	Crank Sprocket	71	223-289	Double row; 22 Teeth
	1	Crank Sprocket	71	223-391	Powdered metal; .405" tooth width sprocket; 18 Teeth
	1	Cam Sprocket	71	223-390	.405" tooth width sprocket; 36 Teeth
	1	Cam Sprocket	71	223-288	Double row; 44 Teeth
	1	Cam Sprocket	71	223-390N	Nylon; .405" tooth width sprocket; 36 Teeth

(continued on next page)

GMC Truck (Incl. SUV's)

67 350 5.7L (5736cc) OHV V8 (16 Valve) (Chevrolet), 4" Bore (GMC Eng.), 4 Bbl. "VIN B" 1971

(cont.)

VALVE TRAIN

VALVE TRAIN

QTY	CAMSHAFT/LIFTER	YEARS	PART NO.	DESCRIPTION
1	Camshaft	71	CS-274	Exc. Calif. Emis.; Hydraulic, (050) Duration at .050 Lobe Lift, 203 Exh., 194 Int., 112 Degrees Lobe Separation
1	Performance Cam	71	CS-1103R	Emissions Legal Cam; CARB E.O. No. D-292-1; Pro-1500 Perf. Cam; 0.42" Exh. Valve Lift, 0.398" Int. Valve Lift, Hydraulic, (050) Duration at .050 Lobe Lift, 204 Exh., 194 Int., 112 Degrees Lobe Separation
1	Performance Cam	71	CS-1014R	Emissions Legal Cam; CARB E.O. No. D-292-1; Pro-2000 Perf. Cam; 0.443" Exh. Valve Lift, 0.42" Int. Valve Lift, Hydraulic, (050) Duration at .050 Lobe Lift, 214 Exh., 204 Int., 112 Degrees Lobe Separation
1	Performance Cam	71	CS-1106R	Emissions Legal Cam; CARB E.O. No. D-292-1; Pro-3000 Perf. Cam; 0.465" Exh. Valve Lift, 0.443" Int. Valve Lift, Hydraulic, (050) Duration at .050 Lobe Lift, 224 Exh., 214 Int., 112 Degrees Lobe Separation
1	Prelube		55-403 Std Only	1.5 oz. packet
1	Prelube		55-400 Std Only	4 oz. bottle; 1.5 oz. packet No. 55-403 also avail.
16	Lifter	71	HT-817 Std Only	Hyd.
16	Lifter	71	HT-817R Std Only	Speed-Pro Hi-Revolution Hyd.
16	Lifter, Bulk	71	HT-817B Std Only	Hyd.; Carton of 128
16	Lifter, Bulk	71	HT-817RB Std Only	Speed-Pro Hi-Revolution Hyd.; Carton of 128

QTY	CAM KIT	YEARS	PART NO.	DESCRIPTION
1	Cam/Lifter Kit	71	KC-1103R	Emissions Legal Cam; CARB E.O. No. D-292-1; Hyd.; Pro-1500 Perf. Cam; Duration at .050", 194 Int., 204 Exh.; Valve lift .398" Int., .420" Exh.; Lobe Separation 112 Degrees; (1) 55-403B; (1) CS-1103R; (16) HT-817
1	Cam/Lifter Kit	71	KC-1014R	Emissions Legal Cam; CARB E.O. No. D-292-1; Hyd.; Pro-2000 Perf. Cam; Duration at .050", 204 Int., 214 Exh.; Valve lift .420" Int., .443" Exh.; Lobe Separation 112 Degrees; (1) 55-403B; (1) CS-1014R; (16) HT-817
1	Cam/Lifter Kit	71	KC-1106R	Emissions Legal Cam; CARB E.O. No. D-292-1; Hyd.; Pro-3000 Perf. Cam; Duration at .050", 214 Int., 224 Exh.; Valve lift .443" Int., .465" Exh.; Lobe Separation 112 Degrees; (1) 55-403B; (1) CS-1106R; (16) HT-817
1	Cam/Lifter Kit	71	KC-274	Exc. Calif. Emis.; Hyd.; (1) 55-403B; (1) CS-274; (16) HT-817
1	Cam/Lifter/Timing Kit	71	KCT-1014R	Emissions Legal Cam; CARB E.O. No. D-292-1; Hyd.; Pro-2000 Perf. Cam; Duration at .050", 204 Int., 214 Exh.; Valve lift .420" Int., .443" Exh.; Lobe Separation 112 Degrees; (1) 55-403B; (1) CS-1014R; (1) CTS-1100NR; (16) HT-817
1	Cam/Lifter/Timing Kit	71	KCT-274C	Exc. Calif. Emis.; Hyd.; Incl. double rlr. type chain; (1) 55-403B; (1) CS-274; (16) HT-817; (1) KT3-163S
1	Cam/Lifter/Timing Kit	71	KCT-274	Exc. Calif. Emis.; Hyd.; w/.405" tooth width sprocket; (1) 55-403B; (1) CS-274; (16) HT-817; (1) KT3-499S

QTY	PUSH ROD	YEARS	PART NO.	DESCRIPTION
16	Push Rod	71	RP-3093 Std Only	7.7940" O.A.L.
16	Push Rod	71	RP-3212R Std-100-150-200	Chrome-Moly; 7.7900" O.A.L.
16	Push Rod, Bulk	71	BRP-3093 Std Only	Carton of 100; 7.7940" O.A.L.
16	Push Rod, Bulk	71	BRP-3212R Std-100	Chrome-Moly; Carton of 100; 7.7900" O.A.L.
8	Push Rod Guide Plate	71	MR-1930 Std Only	Speed-Pro flat guide plate for 3/8" dia. push rods; Requires screw-in studs
8	Push Rod Guide Plate	71	MR-1896 Std Only	Speed-Pro flat guide plate for 5/16" dia. push rods; Requires screw-in studs
8	Push Rod Guide Plate	71	MR-1892 Std Only	Speed-Pro stepped guide plate for 3/8" dia. push rods; Requires screw-in studs
8	Push Rod Guide Plate	71	MR-1891 Std Only	Speed-Pro stepped guide plate for 5/16" dia. push rods; Requires screw-in studs

QTY	ROCKER PARTS	YEARS	PART NO.	DESCRIPTION
16	Arm Assy.	71	R-826 Std Only	Incl. arm, ball & nut
16	Arm Assy., Bulk	71	R-826B Std Only	Incl. arm, ball & nut; Carton of 64
16	Arm	71	R-826A Std Only	
16	Rocker Arm Ball	71	MR-1783 Std Only	
16	Nut	71	MR-1751 Std Only	Self-locking, 3/8" x 24 threads
16	Stud	71	MR-1752 Std Only	.003" O/S; 3/8" x 24 x 2.495"
16	Stud	71	MR-1949 Std Only	.372" x 24 x 2.495"
16	Stud	71	MR-1865RS Std Only	Speed-Pro 3/8" dia. Perf. screw-in stud; requires head machining

QTY	VALVE	YEARS	PART NO.	DESCRIPTION
8	Exhaust	71	V-1904 Std-3-15-30	Chrome plated stem; 1.5000" Head Dia., 0.3414" Stem Dia., 4.9280" O.A.L.
8	Exhaust	71	V-1888X Std Only	Chrome plated stem; Stellite face; 1.5000" Head Dia., 0.3412" Stem Dia., 4.9230" O.A.L.

(continued on next page)

GMC Truck (Incl. SUV's)

350 5.7L (5736cc) OHV V8 (16 Valve) (Chevrolet), 4" Bore (GMC Eng.), 4 Bbl. "VIN B" 1971 67
(cont.)

QTY	VALVE (cont.)	YEARS	PART NO.	DESCRIPTION
8	Exhaust	71	V-1199 Std-3-5-15-30	VINTAGE; 1.5000" Head Dia., 0.3415" Stem Dia., 4.9280" O.A.L.
8	Exhaust, Bulk	71	V-1904B Std-15	Chrome plated stem; Carton of 25; 1.5000" Head Dia., 0.3414" Stem Dia., 4.9280" O.A.L.
8	Exhaust, Bulk	71	V-1199B Std Only	VINTAGE; Carton of 25; 1.5000" Head Dia., 0.3415" Stem Dia., 4.9280" O.A.L.
8	Intake	71	V-1927 Std-15	Chrome plated stem; 1.7200" Head Dia., 0.3413" Stem Dia., 4.9170" O.A.L.
8	Intake	71	V-1926 Std-3-15	Chrome plated stem; 1.9400" Head Dia., 0.3414" Stem Dia., 4.8800" O.A.L.
8	Intake	71	V-1926Y 15 15	Chrome plated stem; w/.708" reduced end length; 1.9400" Head Dia., 0.3564" Stem Dia., 4.8800" O.A.L.
8	Intake	71	V-1928 Std Only	VINTAGE; Chrome plated stem; 1.7200" Head Dia., 0.3420" Stem Dia., 4.9170" O.A.L.
8	Intake, Bulk	71	V-1927B Std Only	Chrome plated stem; Carton of 25; 1.7200" Head Dia., 0.3413" Stem Dia., 4.9170" O.A.L.
8	Intake, Bulk	71	V-1926B Std-15	Chrome plated stem; Carton of 25; 1.9400" Head Dia., 0.3410" Stem Dia., 4.8800" O.A.L.
QTY	VALVE GUIDE	YEARS	PART NO.	DESCRIPTION
8	Guide	71	VG-5046 Std Only	Loc. Exh.; .502" OD; 0.3740" ID, 2.2500" O.A.L
8	Guide	71	VG-5038 Std Only	Loc. Int.; 0.3430" ID, 2.1200" O.A.L
8	Guide, Bulk	71	VG-5038B Std Only	Loc. Int.; Carton of 50; 0.3430" ID, 2.1200" O.A.L
QTY	VALVE SPRING	YEARS	PART NO.	DESCRIPTION
8	Spring	71	VS-677 Std Only	Loc. Exh.; Incl. damper; 2.0300" Free Height
8	Spring	71	VS-739R Std Only	Loc. Exh.; Optional-H/D; 2.0000" Free Height
8	Spring	71	VS-677 Std Only	Loc. Int.; Incl. damper; 2.0300" Free Height
8	Spring	71	VS-739R Std Only	Loc. Int.; Optional-H/D; 2.0000" Free Height
8	Spring, Bulk	71	VS-677B Std Only	Loc. Exh.; Incl. damper; Carton of 250; 2.0300" Free Height
8	Spring, Bulk	71	VS-739RB Std Only	Loc. Exh.; Optional-H/D; Carton of 300; 2.0000" Free Height
8	Spring, Bulk	71	VS-677B Std Only	Loc. Int.; Incl. damper; Carton of 250; 2.0300" Free Height
8	Spring, Bulk	71	VS-739RB Std Only	Loc. Int.; Optional-H/D; Carton of 300; 2.0000" Free Height
QTY	VALVE SEAL	YEARS	PART NO.	DESCRIPTION
8	Valve Stem Seal	71	MV-1903 Std Only	Loc. Exh.; Use w/repair guide; Positive type; (RBB) Rubber
8	Valve Stem Seal	71	ST-2001 Std Only	Loc. Exh.; w/.343" stem dia.; Positive type; Installation requires valve guide machining; (RBBTF) Rubber/PTFE
8	Valve Stem Seal	71	ST-2004 Std Only	Loc. Exh.; w/.375" stem dia.; Positive type; Installation requires valve guide machining; (RBBTF) Rubber/PTFE
8	Valve Stem Seal	71	MV-1903 Std Only	Loc. Int.; Use w/repair guide; Positive type; (RBB) Rubber
8	Valve Stem Seal	71	ST-2001 Std Only	Loc. Int.; w/.343" stem dia.; Positive type; Installation requires valve guide machining; (RBBTF) Rubber/PTFE
8	Valve Stem Seal	71	ST-2004 Std Only	Loc. Int.; w/.375" stem dia.; Positive type; Installation requires valve guide machining; (RBBTF) Rubber/PTFE
16	Valve Stem Seal	71	MV-1233C Std Only	O-Ring; (RBB) Rubber
16	Valve Stem Seal	71	MV-1598C Std Only	Umbrella type; (RBB) Rubber
8	Valve Stem Seal Bulk	71	ST-2001BC Std Only	Loc. Exh.; w/.343" stem dia.; Positive type; Installation requires valve guide machining; Carton of 100; (RBBTF) Rubber/PTFE
8	Valve Stem Seal Bulk	71	ST-2004BC Std Only	Loc. Exh.; w/.375" stem dia.; Positive type; Installation requires valve guide machining; Carton of 100; (RBBTF) Rubber/PTFE
8	Valve Stem Seal Bulk	71	ST-2001BC Std Only	Loc. Int.; w/.343" stem dia.; Positive type; Installation requires valve guide machining; Carton of 100; (RBBTF) Rubber/PTFE
8	Valve Stem Seal Bulk	71	ST-2004BC Std Only	Loc. Int.; w/.375" stem dia.; Positive type; Installation requires valve guide machining; Carton of 100; (RBBTF) Rubber/PTFE
16	Valve Stem Seal Bulk	71	MV-1233 Std Only	O-Ring; Carton of 100; (RBB) Rubber
16	Valve Stem Seal Bulk	71	MV-1598 Std Only	Umbrella type; Carton of 100; (RBB) Rubber
QTY	VALVE SEAT	YEARS	PART NO.	DESCRIPTION
8	Seat	71	245-1562-1 Std Only	Loc. Exh.; 1.5675" OD, 1.3125" ID, 0.2160" Depth
8	Seat	71	245-1562-1N Std Only	Loc. Exh.; Premium Material; 1.5675" OD, 1.3125" ID, 0.2160" Depth
8	Seat	71	245-2125-1 Std Only	Loc. Int.; Use w/V-1926; 2.1305" OD, 1.8125" ID, 0.2480" Depth
QTY	VALVE, MISC	YEARS	PART NO.	DESCRIPTION
32	Keeper	71	VK-115A Std Only	1 groove; Square cut key groove; Carton pack 24
32	Keeper	71	VK-115 Std Only	1 groove; Square cut key groove; Carton pack 32
32	Keeper	71	VK-115R Std Only	1 groove; Square cut key groove; Hardened
32	Keeper, Bulk	71	VK-115B Std Only	1 groove; Square cut key groove; Carton of 1000
16	Spring Insert	71	259-203C Std Only	.015"; Carton of 100
16	Spring Insert	71	259-203B Std Only	.030"; Carton of 100

VALVE TRAIN

VALVE TRAIN

(continued on next page)

GMC Truck (Incl. SUV's)

67 350 5.7L (5736cc) OHV V8 (16 Valve) (Chevrolet), 4" Bore (GMC Eng.), 4 Bbl. "VIN B" 1971

(cont.)

QTY	VALVE, MISC (cont.)	YEARS	PART NO.	DESCRIPTION
16	Spring Insert	71	259-203BRS Std Only	.030"; Carton of 500
16	Spring Insert	71	259-203A Std Only	.060"; Carton of 100
16	Spring Insert	71	259-203ARS Std Only	.060"; Carton of 500
QTY	PISTON	YEARS	PART NO.	DESCRIPTION
8	Cast Piston	71	H423DCP * Std-20-30-40-60-80	Hypereutectic; w/machined valve reliefs and circlip grooves; Use w/LR-63 lock ring for floated applications; .9275" Pin Dia.; 2 Rings 5/64 Groove, 1 Ring 3/16 Groove, 1.548 CD, .098 dish, 4 reliefs; Use w/Lock Ring LR-63; DUROSHIELD® skirt coated piston
8	Cast Piston	71	H423ACP 40 + 40-60-80	Hypereutectic; w/machined valve reliefs and circlip grooves; Use w/LR-63 lock ring for floated applications; .9275" Pin Dia.; 2 Rings 5/64 Groove, 1 Ring 3/16 Groove, 1.548 CD, Recessed Head .098" deep x 2.771" dia. w/4 valve reliefs; DUROSHIELD® skirt coated piston; Superseded - When depleted use H423DCP 40
8	Cast Piston	71	H423NP 20 20	Perf. or reg. duty operation; Not O.E. duplicate Wt.; Use in sets only; Hypereutectic; .9275" Pin Dia.; 2 Rings 5/64 Groove, 1 Ring 3/16 Groove, 1.540 CD, .100 dish, 4 reliefs
8	Cast Piston - Individual	71	WH423DCP Std-20-30-40-60	Hypereutectic; w/machined valve reliefs and circlip grooves; Use w/LR-63 lock ring for floated applications; .9275" Pin Dia.; 2 Rings 5/64 Groove, 1 Ring 3/16 Groove, 1.548 CD, .098 dish, 4 reliefs; Use w/Lock Ring LR-63; DUROSHIELD® skirt coated piston
8	Cast Piston - Individual	71	WH423ACP + Std-20-30-40-60	Hypereutectic; w/machined valve reliefs and circlip grooves; Use w/LR-63 lock ring for floated applications; .9275" Pin Dia.; 2 Rings 5/64 Groove, 1 Ring 3/16 Groove, 1.548 CD, Recessed Head .098" deep x 2.771" dia. w/4 valve reliefs; DUROSHIELD® skirt coated piston; Superseded - When depleted use WH423DCP
1	Cast Piston Set w/Prem. Rings	71	8KH618CP 30 30-40-60	Hypereutectic; 0.9275" Pin Dia.; 2 Rings 5/64 Groove, 1 Ring 3/16 Groove, 1.560 CD, Domed Head .125 high w/2 valve reliefs. DUROSHIELD® skirt coated piston.
1	Cast Piston Set w/Prem. Rings	71	8KH423ACP 30 + 30-40-60	Hypereutectic; w/machined valve reliefs and circlip grooves; Use w/LR-63 lock ring for floated applications; .9275" Pin Dia.; 2 Rings 5/64 Groove, 1 Ring 3/16 Groove, 1.548 CD, Recessed Head .098" deep x 2.771" dia. w/4 valve reliefs; DUROSHIELD® skirt coated piston; Superseded - When depleted use 8KH423DCP 30
1	Cast Piston Set w/Prem. Rings	71	8KH423DCP 30 30-40-60	Hypereutectic; w/machined valve reliefs and circlip grooves; Use w/LR-63 lock ring for floated applications; .9275" Pin Dia.; 2 Rings 5/64 Groove, 1 Ring 3/16 Groove, Recessed Head .098" deep x 2.771" dia. w/4 valve reliefs; DUROSHIELD® skirt coated piston
8	POWERFORGED	71	L-2403NF Std-20-30-40-60	Powerforged; 0.9275" Pin Dia.; 2 Rings 5/64 Groove, 1 Ring 3/16 Groove, 1.562 CD, Recessed Head .068 deep. DUROSHIELD® skirt coated piston.
8	POWERFORGED Piston-Individual	71	WL-2403NF Std-20-30-40-60	Powerforged; 0.9275" Pin Dia.; 2 Rings 5/64 Groove, 1 Ring 3/16 Groove, 1.562 CD, Recessed Head .068 deep. DUROSHIELD® skirt coated piston.
1	POWERFORGED Piston Set w/Rings	71	8KL2256F 30 30-40-60	Powerforged; 0.9272" Pin Dia.; 2 Rings 5/64 Groove, 1 Ring 3/16 Groove, 1.563 CD, Flat Head w/4 valve reliefs. DUROSHIELD® skirt coated piston.
8	Pin	71	P-2208 Std-3-5-0015	Use w/L-2256F or L-2403NF piston; 0.6200" Inside Dia., 0.9272" Outside Dia.
QTY	RINGS	YEARS	PART NO.	DESCRIPTION
1	Premium Set	71	E-251KC Std-20-30-40-60	2-5/64, 1-3/16; Premium Chrome
1	Premium Set	71	E-251K Std-10-20-30-40-60	2-5/64, 1-3/16; Premium Moly
1	Premium Set	71	R-9903 Std-20-30-60	2-5/64, 1-3/16; Speed-Pro plasma-moly Perf. ring set
1	Standard Set	71	E-251X Std-10-20-30-40-60-80	2-5/64, 1-3/16; Iron
8	Premium Single Cylinder Set	71	WE-251K Std-30-40-60	2-5/64, 1-3/16; Premium Moly
8	Standard Single Cylinder Set	71	WE-251X Std-30-40-60	2-5/64, 1-3/16; Iron
QTY	SLEEVE	YEARS	PART NO.	DESCRIPTION
8	Repair Sleeve	71	SL-22Y Std Only	1/8" wall, must be cut to correct length; O.A.L. 10.250"
8	Repair Sleeve	71	SL-350M Std Only	3/32" wall, cut to length; Press fit sleeve
8	Repair Sleeve	71	SL-22M Std Only	3/32" wall, must be cut to correct length; O.A.L. 10.250"
QTY	ENGINE BEARINGS	YEARS	PART NO.	DESCRIPTION
1	Main Set	71	4663M Std-1-2-10-20-30-40-60	.020" O/S length flange brg.
1	Main Set	71	6688M 10 10-20-30	A-Series aluminum bearings
1	Main Set	71	4663MA Std-1-2-10-20-30-40-60	A-Series aluminum bearings ; .010" O/S length flange brg.
1	Main Set	71	7329MA 10 10-20	A-Series aluminum bearings ; w/.020" O/S OD
1	Main Set	71	7274MA 10X20 10X20	A-Series aluminum bearings ; w/.020" O/S OD

(continued on next page)

GMC Truck (Incl. SUV's)

350 5.7L (5736cc) OHV V8 (16 Valve) (Chevrolet), 4" Bore (GMC Eng.), 4 Bbl. "VIN B" 1971 67
(cont.)

	QTY	ENGINE BEARINGS	YEARS	PART NO.	DESCRIPTION	
BLOCK	1	(cont.) Rod Set	71	8-2555CP Std-1-10-20-30-40-50	8-2555CA 60 avail. as unplated & resizeable; Overplated copper-lead alloy	
	1	Rod Set	71	8-2555A Std-1-10-20-30-40-50-60	A-Series aluminum bearings	
	1	Rod Set	71	8-2555A 10X2 10X2-20X2-30X2-40X2	A-Series aluminum bearings ; Use in .002" O/S Rod Bore	
	1	Rod Set	71	8-2555CA 60 60	Unplated & resizeable	
	1	Rod Set	71	8-2555CP 10X2 + 10X2-20X2	Use in .002" O/S Rod Bore; Overplated copper-lead alloy; Superseded - When depleted use 8-2555A 10X2	
	8	Rod Pair	71	2555A Std-1-2-10-20-30-40-50-60	A-Series aluminum bearings	
	8	Rod Pair	71	2555CP Std-1-2-10-20-30-40-50	Overplated copper-lead alloy	
	8	Rod Pair	71	2555CA 60 60	Unplated & resizeable	
	8	Rod Pair	71	2555CP 10X2 + 10X2-20X2	Use in .002" O/S Rod Bore; Superseded - When depleted use 2555A 10X2	
	1	Cam Set	71	1750M Std Only	2.030" housing bore	
	1	Cam Set	71	1235M Std-1-10	Babbitt material; Full round design	
	1	Cam Set	71	1749M Std Only	Bi-Metal Aluminum	
	1	Cam Set	71	2100M Std Only	Race Performance	
		QTY	OIL PUMP	YEARS	PART NO.	DESCRIPTION
		1	Oil Pump	71	224-4146	5/8" inlet
1		Oil Pump	71	224-4143	High Volume, check pan for clearance; 5/8" inlet; Use shaft w/steel guide	
1		Inter. Shaft	71	224-6146E	Has steel shaft guide; Eliminates nylon shaft guide	
1		Inter. Shaft	71	224-6146	Use w/nylon shaft guide	
1		Oil Pump Shaft Guide	71	224-43343	Nylon	
1		Screen Assy.	71	224-1246	Chevrolet G10 Van Base, Sportvan, G20 Van Base, Sportvan, G30 Van Base, Sportvan GMC G15 Van Base, Rally, Vandura, G25 Van Base, Rally, Vandura, G35 Van Base, Rally, Vandura; 5/8" inlet tube	
1	Screen Assy.	71	224-1146	Exc. Chevrolet G10 Van Base, Sportvan, G20 Van Base, Sportvan, G30 Van Base, Sportvan GMC G15 Van Base, Rally, Vandura, G25 Van Base, Rally, Vandura, G35 Van Base, Rally, Vandura; VINTAGE; 5/8" inlet		
	QTY	GASKETS	YEARS	PART NO.	DESCRIPTION	
	1	Kit Gasket Set	71	260-1000	VINTAGE; Head bolts not incl.	
	1	Kit Gasket Set	71	260-1000AT	VINTAGE; Head bolts not incl.; PermaDryPlus® valve cover & oil pan gskts. incl.; PermaDryPlus® water outlet gskt. incl.	
2	Head Bolt Set	71	260-2500 Std Only	Replacement recommended		
	QTY	FREEZE PLUGS	YEARS	PART NO.	DESCRIPTION	
	1	Brass Block Plug Kit	71	381-8007		
	1	Steel Block Plug Kit	71	381-4011		
	1	Brass Deep Cup Freeze Plug	71	381-9001	VINTAGE; 1.625" Diameter	
	1	Steel Deep Cup Freeze Plug	71	381-3095	0.500" Diameter	
	1	Steel Deep Cup Freeze Plug	71	381-3041	1.625" Diameter	
	1	Steel Shallow Cup Freeze Plug	71	381-2078	2.109" Diameter	

350 5.7L (5736cc) OHV V8 (16 Valve) (Chevrolet), 4" Bore (GMC Eng.), 2 Bbl. "VIN E" 1972-1969 68

	QTY	TIMING	YEARS	PART NO.	DESCRIPTION	
VALVE TRAIN	1	3 Piece Set	72-69	KT3-163S	Incl. double rlr. type chain; (1) 222-163; (1) 223-288; (1) 223-289	
	1	3 Piece Set	72-69	KT3-499S	Powdered Metal Crank Sprocket; w/.405" tooth width sprocket; (1) 222-499; (1) 223-390; (1) 223-391	
	1	Timing Set w/Gaskets	72-69	CTS-1002	VINTAGE; Incl. double rlr. type chain	
	1	Timing Set w/Gaskets	72-69	CTS-1001	VINTAGE; w/.405" tooth width sprocket	
	1	Timing Chain	72-69	222-163	Double rlr.; 58 Links	
	1	Timing Chain	72-69	222-499	Use w/.405" tooth width sprocket; 46 Links	
	1	Crank Sprocket	72-69	223-289	Double row; 22 Teeth	
	1	Crank Sprocket	72-69	223-391	Powdered metal; .405" tooth width sprocket; 18 Teeth	
	1	Cam Sprocket	72-69	223-390	.405" tooth width sprocket; 36 Teeth	
	1	Cam Sprocket	72-69	223-288	Double row; 44 Teeth	
	1	Cam Sprocket	72-69	223-390N	Nylon; .405" tooth width sprocket; 36 Teeth	
		QTY	CAMSHAFT/LIFTER	YEARS	PART NO.	DESCRIPTION
	1	Camshaft	72-69	CS-274	Exc. Calif. Emis.; Hydraulic, (050) Duration at .050 Lobe Lift, 203 Exh., 194 Int., 112 Degrees Lobe Separation	

(continued on next page)

GMC Truck (Incl. SUV's)

68 350 5.7L (5736cc) OHV V8 (16 Valve) (Chevrolet), 4" Bore (GMC Eng.), 2 Bbl. "VIN E" 1972-1969

(cont.)

VALVE TRAIN

VALVE TRAIN

QTY	CAMSHAFT/LIFTER (cont.)	YEARS	PART NO.	DESCRIPTION
1	Performance Cam	72-69	CS-1103R	Emissions Legal Cam; CARB E.O. No. D-292-1; Pro-1500 Perf. Cam; 0.42" Exh. Valve Lift, 0.398" Int. Valve Lift, Hydraulic, (050) Duration at .050 Lobe Lift, 204 Exh., 194 Int., 112 Degrees Lobe Separation
1	Performance Cam	72-69	CS-1014R	Emissions Legal Cam; CARB E.O. No. D-292-1; Pro-2000 Perf. Cam; 0.443" Exh. Valve Lift, 0.42" Int. Valve Lift, Hydraulic, (050) Duration at .050 Lobe Lift, 214 Exh., 204 Int., 112 Degrees Lobe Separation
1	Performance Cam	72-69	CS-1106R	Emissions Legal Cam; CARB E.O. No. D-292-1; Pro-3000 Perf. Cam; 0.465" Exh. Valve Lift, 0.443" Int. Valve Lift, Hydraulic, (050) Duration at .050 Lobe Lift, 224 Exh., 214 Int., 112 Degrees Lobe Separation
1	Prelube		55-403 Std Only	1.5 oz. packet
1	Prelube		55-400 Std Only	4 oz. bottle; 1.5 oz. packet No. 55-403 also avail.
16	Lifter	72-69	HT-817 Std Only	Hyd.
16	Lifter	72-69	HT-817R Std Only	Speed-Pro Hi-Revolution Hyd.
16	Lifter, Bulk	72-69	HT-817B Std Only	Hyd.; Carton of 128
16	Lifter, Bulk	72-69	HT-817RB Std Only	Speed-Pro Hi-Revolution Hyd.; Carton of 128
QTY	CAM KIT	YEARS	PART NO.	DESCRIPTION
1	Cam/Lifter Kit	72-69	KC-1103R	Emissions Legal Cam; CARB E.O. No. D-292-1; Hyd.; Pro-1500 Perf. Cam; Duration at .050", 194 Int., 204 Exh.; Valve lift .398" Int., .420" Exh.; Lobe Separation 112 Degrees; (1) 55-403B; (1) CS-1103R; (16) HT-817
1	Cam/Lifter Kit	72-69	KC-1014R	Emissions Legal Cam; CARB E.O. No. D-292-1; Hyd.; Pro-2000 Perf. Cam; Duration at .050", 204 Int., 214 Exh.; Valve lift .420" Int., .443" Exh.; Lobe Separation 112 Degrees; (1) 55-403B; (1) CS-1014R; (16) HT-817
1	Cam/Lifter Kit	72-69	KC-1106R	Emissions Legal Cam; CARB E.O. No. D-292-1; Hyd.; Pro-3000 Perf. Cam; Duration at .050", 214 Int., 224 Exh.; Valve lift .443" Int., .465" Exh.; Lobe Separation 112 Degrees; (1) 55-403B; (1) CS-1106R; (16) HT-817
1	Cam/Lifter Kit	72-69	KC-274	Exc. Calif. Emis.; Hyd.; (1) 55-403B; (1) CS-274; (16) HT-817
1	Cam/Lifter/Timing Kit	72-69	KCT-1014R	Emissions Legal Cam; CARB E.O. No. D-292-1; Hyd.; Pro-2000 Perf. Cam; Duration at .050", 204 Int., 214 Exh.; Valve lift .420" Int., .443" Exh.; Lobe Separation 112 Degrees; (1) 55-403B; (1) CS-1014R; (1) CTS-1100NR; (16) HT-817
1	Cam/Lifter/Timing Kit	72-69	KCT-274C	Exc. Calif. Emis.; Hyd.; Incl. double rlr. type chain; (1) 55-403B; (1) CS-274; (16) HT-817; (1) KT3-163S
1	Cam/Lifter/Timing Kit	72-69	KCT-274	Exc. Calif. Emis.; Hyd.; w/.405" tooth width sprocket; (1) 55-403B; (1) CS-274; (16) HT-817; (1) KT3-499S
QTY	PUSH ROD	YEARS	PART NO.	DESCRIPTION
16	Push Rod	72-69	RP-3093 Std Only	7.7940" O.A.L.
16	Push Rod	72-69	RP-3212R Std-100-150-200	Chrome-Moly; 7.7900" O.A.L.
16	Push Rod, Bulk	72-69	BRP-3093 Std Only	Carton of 100; 7.7940" O.A.L.
16	Push Rod, Bulk	72-69	BRP-3212R Std-100	Chrome-Moly; Carton of 100; 7.7900" O.A.L.
8	Push Rod Guide Plate	72-69	MR-1930 Std Only	Speed-Pro flat guide plate for 3/8" dia. push rods; Requires screw-in studs
8	Push Rod Guide Plate	72-69	MR-1896 Std Only	Speed-Pro flat guide plate for 5/16" dia. push rods; Requires screw-in studs
8	Push Rod Guide Plate	72-69	MR-1892 Std Only	Speed-Pro stepped guide plate for 3/8" dia. push rods; Requires screw-in studs
8	Push Rod Guide Plate	72-69	MR-1891 Std Only	Speed-Pro stepped guide plate for 5/16" dia. push rods; Requires screw-in studs
QTY	ROCKER PARTS	YEARS	PART NO.	DESCRIPTION
16	Arm Assy.	72-69	R-826 Std Only	Incl. arm, ball & nut
16	Arm Assy., Bulk	72-69	R-826B Std Only	Incl. arm, ball & nut; Carton of 64
16	Arm	72-69	R-826A Std Only	
16	Rocker Arm Ball	72-69	MR-1783 Std Only	
16	Nut	72-69	MR-1751 Std Only	Self-locking, 3/8" x 24 threads
16	Stud	72-69	MR-1752 Std Only	.003" O/S; 3/8" x 24 x 2.495"
16	Stud	72-69	MR-1949 Std Only	.372" x 24 x 2.495"
16	Stud	72-69	MR-1865RS Std Only	Speed-Pro 3/8" dia. Perf. screw-in stud; requires head machining
QTY	VALVE	YEARS	PART NO.	DESCRIPTION
8	Exhaust	72-69	V-1904 Std-3-15-30	Chrome plated stem; 1.5000" Head Dia., 0.3414" Stem Dia., 4.9280" O.A.L.
8	Exhaust	72-69	V-1888X Std Only	Chrome plated stem; Stellite face; 1.5000" Head Dia., 0.3412" Stem Dia., 4.9230" O.A.L.

(continued on next page)

GMC Truck (Incl. SUV's)

350 5.7L (5736cc) OHV V8 (16 Valve) (Chevrolet), 4" Bore (GMC Eng.), 2 Bbl. "VIN E" 1972-1969 68
(cont.)

QTY	VALVE (cont.)	YEARS	PART NO.	DESCRIPTION
8	Exhaust	72-69	V-1199 Std-3-5-15-30	VINTAGE; 1.5000" Head Dia., 0.3415" Stem Dia., 4.9280" O.A.L.
8	Exhaust, Bulk	72-69	V-1904B Std-15	Chrome plated stem; Carton of 25; 1.5000" Head Dia., 0.3414" Stem Dia., 4.9280" O.A.L.
8	Exhaust, Bulk	72-69	V-1199B Std Only	VINTAGE; Carton of 25; 1.5000" Head Dia., 0.3415" Stem Dia., 4.9280" O.A.L.
8	Intake	72-71	V-1927 Std-15	Chrome plated stem; 1.7200" Head Dia., 0.3413" Stem Dia., 4.9170" O.A.L.
8	Intake	72-70	V-1926 Std-3-15	Chrome plated stem; 1.9400" Head Dia., 0.3414" Stem Dia., 4.8800" O.A.L.
8	Intake	72-70	V-1926Y 15 15	Chrome plated stem; w/.708" reduced end length; 1.9400" Head Dia., 0.3564" Stem Dia., 4.8800" O.A.L.
8	Intake	72-69	V-1928 Std Only	VINTAGE; Chrome plated stem; 1.7200" Head Dia., 0.3420" Stem Dia., 4.9170" O.A.L.
8	Intake	69	V-1927 Std-15	Chrome plated stem; 1.7200" Head Dia., 0.3413" Stem Dia., 4.9170" O.A.L.
8	Intake, Bulk	72-71	V-1927B Std Only	Chrome plated stem; Carton of 25; 1.7200" Head Dia., 0.3413" Stem Dia., 4.9170" O.A.L.
8	Intake, Bulk	72-70	V-1926B Std-15	Chrome plated stem; Carton of 25; 1.9400" Head Dia., 0.3410" Stem Dia., 4.8800" O.A.L.
8	Intake, Bulk	69	V-1927B Std Only	Chrome plated stem; Carton of 25; 1.7200" Head Dia., 0.3413" Stem Dia., 4.9170" O.A.L.
QTY	VALVE GUIDE	YEARS	PART NO.	DESCRIPTION
8	Guide	72-69	VG-5046 Std Only	Loc. Exh.; .502" OD; 0.3740" ID, 2.2500" O.A.L
8	Guide	72-69	VG-5038 Std Only	Loc. Int.; 0.3430" ID, 2.1200" O.A.L
8	Guide, Bulk	72-69	VG-5038B Std Only	Loc. Int.; Carton of 50; 0.3430" ID, 2.1200" O.A.L
QTY	VALVE SPRING	YEARS	PART NO.	DESCRIPTION
8	Spring	72-69	VS-677 Std Only	Loc. Exh.; Incl. damper; 2.0300" Free Height
8	Spring	72-69	VS-739R Std Only	Loc. Exh.; Optional-H/D; 2.0000" Free Height
8	Spring	72-69	VS-677 Std Only	Loc. Int.; Incl. damper; 2.0300" Free Height
8	Spring	72-69	VS-739R Std Only	Loc. Int.; Optional-H/D; 2.0000" Free Height
8	Spring, Bulk	72-69	VS-677B Std Only	Loc. Exh.; Incl. damper; Carton of 250; 2.0300" Free Height
8	Spring, Bulk	72-69	VS-739RB Std Only	Loc. Exh.; Optional-H/D; Carton of 300; 2.0000" Free Height
8	Spring, Bulk	72-69	VS-677B Std Only	Loc. Int.; Incl. damper; Carton of 250; 2.0300" Free Height
8	Spring, Bulk	72-69	VS-739RB Std Only	Loc. Int.; Optional-H/D; Carton of 300; 2.0000" Free Height
QTY	VALVE SEAL	YEARS	PART NO.	DESCRIPTION
8	Valve Stem Seal	72-69	MV-1903 Std Only	Loc. Exh.; Use w/repair guide; Positive type; (RBB) Rubber
8	Valve Stem Seal	72-69	ST-2001 Std Only	Loc. Exh.; w/.343" stem dia.; Positive type; Installation requires valve guide machining; (RBBTF) Rubber/PTFE
8	Valve Stem Seal	72-69	ST-2004 Std Only	Loc. Exh.; w/.375" stem dia.; Positive type; Installation requires valve guide machining; (RBBTF) Rubber/PTFE
8	Valve Stem Seal	72-69	MV-1903 Std Only	Loc. Int.; Use w/repair guide; Positive type; (RBB) Rubber
8	Valve Stem Seal	72-69	ST-2001 Std Only	Loc. Int.; w/.343" stem dia.; Positive type; Installation requires valve guide machining; (RBBTF) Rubber/PTFE
8	Valve Stem Seal	72-69	ST-2004 Std Only	Loc. Int.; w/.375" stem dia.; Positive type; Installation requires valve guide machining; (RBBTF) Rubber/PTFE
16	Valve Stem Seal	72-69	MV-1233C Std Only	O-Ring; (RBB) Rubber
16	Valve Stem Seal	72-69	MV-1598C Std Only	Umbrella type; (RBB) Rubber
8	Valve Stem Seal Bulk	72-69	ST-2001BC Std Only	Loc. Exh.; w/.343" stem dia.; Positive type; Installation requires valve guide machining; Carton of 100; (RBBTF) Rubber/PTFE
8	Valve Stem Seal Bulk	72-69	ST-2004BC Std Only	Loc. Exh.; w/.375" stem dia.; Positive type; Installation requires valve guide machining; Carton of 100; (RBBTF) Rubber/PTFE
8	Valve Stem Seal Bulk	72-69	ST-2001BC Std Only	Loc. Int.; w/.343" stem dia.; Positive type; Installation requires valve guide machining; Carton of 100; (RBBTF) Rubber/PTFE
8	Valve Stem Seal Bulk	72-69	ST-2004BC Std Only	Loc. Int.; w/.375" stem dia.; Positive type; Installation requires valve guide machining; Carton of 100; (RBBTF) Rubber/PTFE
16	Valve Stem Seal Bulk	72-69	MV-1233 Std Only	O-Ring; Carton of 100; (RBB) Rubber
16	Valve Stem Seal Bulk	72-69	MV-1598 Std Only	Umbrella type; Carton of 100; (RBB) Rubber
QTY	VALVE SEAT	YEARS	PART NO.	DESCRIPTION
8	Seat	72-69	245-1562-1 Std Only	Loc. Exh.; 1.5675" OD, 1.3125" ID, 0.2160" Depth
8	Seat	72-69	245-1562-1N Std Only	Loc. Exh.; Premium Material; 1.5675" OD, 1.3125" ID, 0.2160" Depth
8	Seat	72-70	245-2125-1 Std Only	Loc. Int.; Use w/V-1926; 2.1305" OD, 1.8125" ID, 0.2480" Depth
QTY	VALVE, MISC	YEARS	PART NO.	DESCRIPTION
32	Keeper	72-69	VK-115A Std Only	1 groove; Square cut key groove; Carton pack 24
32	Keeper	72-69	VK-115 Std Only	1 groove; Square cut key groove; Carton pack 32

VALVE TRAIN

VALVE TRAIN

(continued on next page)

GMC Truck (Incl. SUV's)

68 350 5.7L (5736cc) OHV V8 (16 Valve) (Chevrolet), 4" Bore (GMC Eng.), 2 Bbl. "VIN E" 1972-1969

(cont.)

QTY	VALVE, MISC (cont.)	YEARS	PART NO.	DESCRIPTION
32	Keeper	72-69	VK-115R Std Only	1 groove; Square cut key groove; Hardened
32	Keeper, Bulk	72-69	VK-115B Std Only	1 groove; Square cut key groove; Carton of 1000
16	Spring Insert	72-69	259-203C Std Only	.015"; Carton of 100
16	Spring Insert	72-69	259-203B Std Only	.030"; Carton of 100
16	Spring Insert	72-69	259-203BRS Std Only	.030"; Carton of 500
16	Spring Insert	72-69	259-203A Std Only	.060"; Carton of 100
16	Spring Insert	72-69	259-203ARS Std Only	.060"; Carton of 500
QTY	PISTON	YEARS	PART NO.	DESCRIPTION
8	Cast Piston	72-71	H423DCP * Std-20-30-40-60-80	Hypereutectic; w/machined valve reliefs and circlip grooves; Use w/LR-63 lock ring for floated applications; .9275" Pin Dia.; 2 Rings 5/64 Groove, 1 Ring 3/16 Groove, 1.548 CD, .098 dish, 4 reliefs; Use w/Lock Ring LR-63; DUROSHIELD® skirt coated piston
8	Cast Piston	72-71	H423ACP 40 + 40-60-80	Hypereutectic; w/machined valve reliefs and circlip grooves; Use w/LR-63 lock ring for floated applications; .9275" Pin Dia.; 2 Rings 5/64 Groove, 1 Ring 3/16 Groove, 1.548 CD, Recessed Head .098" deep x 2.771" dia. w/4 valve reliefs; DUROSHIELD® skirt coated piston; Superseded - When depleted use H423DCP 40
8	Cast Piston	72-71	H423NP 20 20	Perf. or reg. duty operation; Not O.E. duplicate Wt.; Use in sets only; Hypereutectic; .9275" Pin Dia.; 2 Rings 5/64 Groove, 1 Ring 3/16 Groove, 1.540 CD, .100 dish, 4 reliefs
8	Cast Piston	70-69	H345ACP + Std-40-80	Perf. or reg. duty operation; Use w/E-251K ring set; Hypereutectic; w/machined valve reliefs and circlip grooves; Use w/LR-63 lock ring for floated applications; .9275" Pin Dia.; 2 Rings 5/64 Groove, 1 Ring 3/16 Groove, 1.548 CD, Flat Head w/4 valve reliefs; DUROSHIELD® skirt coated piston; Superseded - When depleted use H345DCP
8	Cast Piston	70-69	H345DCP * Std-20-30-40-60-80	Perf. or reg. duty operation; Use w/E-251K ring set; Hypereutectic; w/machined valve reliefs and circlip grooves; Use w/LR-63 lock ring for floated applications; .9275" Pin Dia.; 2 Rings 5/64 Groove, 1 Ring 3/16 Groove, 1.548 CD, Flat, 4 reliefs; Use w/Lock Ring LR-63; DUROSHIELD® skirt coated piston
8	Cast Piston - Individual	72-71	WH423DCP Std-20-30-40-60	Hypereutectic; w/machined valve reliefs and circlip grooves; Use w/LR-63 lock ring for floated applications; .9275" Pin Dia.; 2 Rings 5/64 Groove, 1 Ring 3/16 Groove, 1.548 CD, .098 dish, 4 reliefs; Use w/Lock Ring LR-63; DUROSHIELD® skirt coated piston
8	Cast Piston - Individual	72-71	WH423ACP + Std-20-30-40-60	Hypereutectic; w/machined valve reliefs and circlip grooves; Use w/LR-63 lock ring for floated applications; .9275" Pin Dia.; 2 Rings 5/64 Groove, 1 Ring 3/16 Groove, 1.548 CD, Recessed Head .098" deep x 2.771" dia. w/4 valve reliefs; DUROSHIELD® skirt coated piston; Superseded - When depleted use WH423DCP
8	Cast Piston - Individual	70-69	WH345ACP + Std-20-30-40-60	Perf. or reg. duty operation; Use w/WE-251K ring set; Hypereutectic; w/machined valve reliefs and circlip grooves; Use w/LR-63 lock ring for floated applications; .9275" Pin Dia.; 2 Rings 5/64 Groove, 1 Ring 3/16 Groove, 1.548 CD, Flat Head w/4 valve reliefs; DUROSHIELD® skirt coated piston; Superseded - When depleted use WH345DCP
8	Cast Piston - Individual	70-69	WH345DCP Std-20-30-40-60	Perf. or reg. duty operation; Use w/WE-251K ring set; Hypereutectic; w/machined valve reliefs and circlip grooves; Use w/LR-63 lock ring for floated applications; .9275" Pin Dia.; 2 Rings 5/64 Groove, 1 Ring 3/16 Groove, 1.548 CD, Flat, 4 reliefs; Use w/Lock Ring LR-63; DUROSHIELD® skirt coated piston
1	Cast Piston Set w/Prem. Rings	72-69	8KH618CP 30 30-40-60	Hypereutectic; 0.9275" Pin Dia.; 2 Rings 5/64 Groove, 1 Ring 3/16 Groove, 1.560 CD, Domed Head .125 high w/2 valve reliefs. DUROSHIELD® skirt coated piston.
1	Cast Piston Set w/Prem. Rings	72-71	8KH423ACP 30 + 30-40-60	Hypereutectic; w/machined valve reliefs and circlip grooves; Use w/LR-63 lock ring for floated applications; .9275" Pin Dia.; 2 Rings 5/64 Groove, 1 Ring 3/16 Groove, 1.548 CD, Recessed Head .098" deep x 2.771" dia. w/4 valve reliefs; DUROSHIELD® skirt coated piston; Superseded - When depleted use 8KH423DCP 30
1	Cast Piston Set w/Prem. Rings	72-71	8KH423DCP 30 30-40-60	Hypereutectic; w/machined valve reliefs and circlip grooves; Use w/LR-63 lock ring for floated applications; .9275" Pin Dia.; 2 Rings 5/64 Groove, 1 Ring 3/16 Groove, Recessed Head .098" deep x 2.771" dia. w/4 valve reliefs; DUROSHIELD® skirt coated piston

(continued on next page)

GMC Truck (Incl. SUV's)

350 5.7L (5736cc) OHV V8 (16 Valve) (Chevrolet), 4" Bore (GMC Eng.), 2 Bbl. "VIN E" 1972-1969 **68**
(cont.)

QTY	PISTON (cont.)	YEARS	PART NO.	DESCRIPTION
8	POWERFORGED	72-71	L-2403NF Std-20-30-40-60	Powerforged; 0.9275" Pin Dia.; 2 Rings 5/64 Groove, 1 Ring 3/16 Groove, 1.562 CD, Recessed Head .068 deep. DUROSHIELD® skirt coated piston.
8	POWERFORGED	70-69	L-2256F Std-20-30-40-60	Powerforged; 0.9275" Pin Dia.; 2 Rings 5/64 Groove, 1 Ring 3/16 Groove, 1.563 CD, Flat, 4 reliefs; DUROSHIELD® skirt coated piston
8	POWERFORGED Piston-Individual	72-71	WL-2403NF Std-20-30-40-60	Powerforged; 0.9275" Pin Dia.; 2 Rings 5/64 Groove, 1 Ring 3/16 Groove, 1.562 CD, Recessed Head .068 deep. DUROSHIELD® skirt coated piston.
8	POWERFORGED Piston-Individual	70-69	WL-2256F Std-20-30-40-60	Powerforged; 0.9275" Pin Dia.; 2 Rings 5/64 Groove, 1 Ring 3/16 Groove, 1.563 CD, Flat, 4 reliefs; DUROSHIELD® skirt coated piston
1	POWERFORGED Piston Set w/Rings	72-69	8KL2256F 30 30-40-60	Powerforged; 0.9272" Pin Dia.; 2 Rings 5/64 Groove, 1 Ring 3/16 Groove, 1.563 CD, Flat Head w/4 valve reliefs. DUROSHIELD® skirt coated piston.
8	Pin	72-69	P-2208 Std-3-5-0015	Use w/L-2256F or L-2403NF piston; 0.6200" Inside Dia., 0.9272" Outside Dia.
QTY	RINGS	YEARS	PART NO.	DESCRIPTION
1	Premium Set	72-69	E-251KC Std-20-30-40-60	2-5/64, 1-3/16; Premium Chrome
1	Premium Set	72-69	E-251K Std-10-20-30-40-60	2-5/64, 1-3/16; Premium Moly
1	Premium Set	72-69	R-9903 Std-20-30-60	2-5/64, 1-3/16; Speed-Pro plasma-moly Perf. ring set
1	Standard Set	72-69	E-251X Std-10-20-30-40-60-80	2-5/64, 1-3/16; Iron
8	Premium Single Cylinder Set	72-69	WE-251K Std-30-40-60	2-5/64, 1-3/16; Premium Moly
8	Standard Single Cylinder Set	72-69	WE-251X Std-30-40-60	2-5/64, 1-3/16; Iron
QTY	SLEEVE	YEARS	PART NO.	DESCRIPTION
8	Repair Sleeve	72-69	SL-22Y Std Only	1/8" wall, must be cut to correct length; O.A.L. 10.250"
8	Repair Sleeve	72-69	SL-350M Std Only	3/32" wall, cut to length; Press fit sleeve
8	Repair Sleeve	72-69	SL-22M Std Only	3/32" wall, must be cut to correct length; O.A.L. 10.250"
QTY	ENGINE BEARINGS	YEARS	PART NO.	DESCRIPTION
1	Main Set	72-69	4663M Std-1-2-10-20-30-40-60	
1	Main Set	72-69	6688M 10 10-20-30	.020" O/S length flange brg.
1	Main Set	72-69	4663MA Std-1-2-10-20-30-40-60	A-Series aluminum bearings
1	Main Set	72-69	7329MA 10 10-20	A-Series aluminum bearings; .010" O/S length flange brg.
1	Main Set	72-69	7274MA 10X20 10X20	A-Series aluminum bearings; w/.020" O/S OD
1	Rod Set	72-69	8-2555CP Std-1-10-20-30-40-50	8-2555CA 60 avail. as unplated & resizeable; Overplated copper-lead alloy
1	Rod Set	72-69	8-2555A Std-1-10-20-30-40-50-60	A-Series aluminum bearings
1	Rod Set	72-69	8-2555A 10X2 10X2-20X2-30X2-40X2	A-Series aluminum bearings; Use in .002" O/S Rod Bore
1	Rod Set	72-69	8-2555CA 60 60	Unplated & resizeable
1	Rod Set	72-69	8-2555CP 10X2 + 10X2-20X2	Use in .002" O/S Rod Bore; Overplated copper-lead alloy; Superseded - When depleted use 8-2555A 10X2
8	Rod Pair	72-69	2555A Std-1-2-10-20-30-40-50-60	A-Series aluminum bearings
8	Rod Pair	72-69	2555CP Std-1-2-10-20-30-40-50	Overplated copper-lead alloy
8	Rod Pair	72-69	2555CA 60 60	Unplated & resizeable
8	Rod Pair	72-69	2555CP 10X2 + 10X2-20X2	Use in .002" O/S Rod Bore; Superseded - When depleted use 2555A 10X2
1	Cam Set	72-69	1750M Std Only	2.030" housing bore
1	Cam Set	72-69	1235M Std-1-10	Babbitt material; Full round design
1	Cam Set	72-69	1749M Std Only	Bi-Metal Aluminum
1	Cam Set	72-69	2100M Std Only	Race Performance
QTY	OIL PUMP	YEARS	PART NO.	DESCRIPTION
1	Oil Pump	72-69	224-4146	5/8" inlet
1	Oil Pump	72-69	224-4143	High Volume, check pan for clearance; 5/8" inlet; Use shaft w/steel guide
1	Inter. Shaft	72-69	224-6146E	Has steel shaft guide; Eliminates nylon shaft guide
1	Inter. Shaft	72-69	224-6146	Use w/nylon shaft guide
1	Oil Pump Shaft Guide	72-69	224-43343	Nylon
1	Screen Assy.	72	224-1246	Chevrolet G10 Van Base, Sportvan, G20 Van Base, Sportvan, G30 Van Base, Sportvan I GMC G15 Van Rally, Vandura, G25 Van Base, Rally, Vandura, G35 Van Rally, Vandura; 5/8" inlet tube
1	Screen Assy.	72	224-1146	Exc. Chevrolet G10 Van Base, Sportvan, G20 Van Base, Sportvan, G30 Van Base, Sportvan I GMC G15 Van Rally, Vandura, G25 Van Base, Rally, Vandura, G35 Van Rally, Vandura; VINTAGE; 5/8" inlet

BLOCK

BLOCK

(continued on next page)

GMC Truck (Incl. SUV's)

68 350 5.7L (5736cc) OHV V8 (16 Valve) (Chevrolet), 4" Bore (GMC Eng.), 2 Bbl. "VIN E" 1972-1969 (cont.)

BLOCK	QTY	OIL PUMP (cont.)	YEARS	PART NO.	DESCRIPTION
	1	Screen Assy.	71	224-1246	Chevrolet G10 Van Base, Sportvan, G20 Van Base, Sportvan, G30 Van Base, Sportvan I GMC G15 Van Base, Rally, Vandura, G25 Van Base, Rally, Vandura, G35 Van Base, Rally, Vandura; 5/8" inlet tube
	1	Screen Assy.	71	224-1146	Exc. Chevrolet G10 Van Base, Sportvan, G20 Van Base, Sportvan, G30 Van Base, Sportvan I GMC G15 Van Base, Rally, Vandura, G25 Van Base, Rally, Vandura, G35 Van Base, Rally, Vandura; VINTAGE; 5/8" inlet
	1	Screen Assy.	70-69	224-1146	VINTAGE; 5/8" inlet
BLOCK	QTY	GASKETS	YEARS	PART NO.	DESCRIPTION
	1	Kit Gasket Set	72-69	260-1000	VINTAGE; Head bolts not incl.
	1	Kit Gasket Set	72-69	260-1000AT	VINTAGE; Head bolts not incl.; PermaDryPlus® valve cover & oil pan gskts. incl.; PermaDryPlus® water outlet gskt. incl.
	2	Head Bolt Set	72-69	260-2500 Std Only	Replacement recommended
BLOCK	QTY	FREEZE PLUGS	YEARS	PART NO.	DESCRIPTION
	1	Brass Block Plug Kit	72-69	381-8007	
	1	Steel Block Plug Kit	72-69	381-4011	
	1	Brass Deep Cup Freeze Plug	72-69	381-9001	VINTAGE; 1.625" Diameter
	1	Steel Deep Cup Freeze Plug	72-69	381-3095	0.500" Diameter
	1	Steel Deep Cup Freeze Plug	72-69	381-3041	1.625" Diameter
	1	Steel Shallow Cup Freeze Plug	72-69	381-2078	2.109" Diameter

69 350 5.7L (5736cc) OHV V8 (16 Valve) (Chevrolet), 4" Bore (GMC Eng.), 2 Bbl. "VIN H" 1975-1972

VALVE TRAIN	QTY	TIMING	YEARS	PART NO.	DESCRIPTION	
	1	3 Piece Set	75-72	KT3-163S	Incl. double rlr. type chain; (1) 222-163; (1) 223-288; (1) 223-289	
	1	3 Piece Set	75-72	KT3-499S	Powdered Metal Crank Sprocket; w/.405" tooth width sprocket; (1) 222-499; (1) 223-390; (1) 223-391	
	1	Timing Set w/Gaskets	75	CTS-1003	Incl. double rlr. type chain	
	1	Timing Set w/Gaskets	75	CTS-1000	w/.405" tooth width sprocket	
	1	Timing Set w/Gaskets	74-72	CTS-1002	VINTAGE; Incl. double rlr. type chain	
	1	Timing Set w/Gaskets	74-72	CTS-1001	VINTAGE; w/.405" tooth width sprocket	
	1	Timing Chain	75-72	222-163	Double rlr.; 58 Links	
	1	Timing Chain	75-72	222-499	Use w/.405" tooth width sprocket; 46 Links	
	1	Crank Sprocket	75-72	223-289	Double row; 22 Teeth	
	1	Crank Sprocket	75-72	223-391	Powdered metal; .405" tooth width sprocket; 18 Teeth	
	1	Cam Sprocket	75-72	223-390	.405" tooth width sprocket; 36 Teeth	
	1	Cam Sprocket	75-72	223-288	Double row; 44 Teeth	
	1	Cam Sprocket	75-72	223-390N	Nylon; .405" tooth width sprocket; 36 Teeth	
	VALVE TRAIN	QTY	CAMSHAFT/LIFTER	YEARS	PART NO.	DESCRIPTION
		1	Camshaft	75	CS-274	Hydraulic, (050) Duration at .050 Lobe Lift, 203 Exh., 194 Int., 112 Degrees Lobe Separation
		1	Camshaft	74-72	CS-274	Exc. Calif. Emis.; Hydraulic, (050) Duration at .050 Lobe Lift, 203 Exh., 194 Int., 112 Degrees Lobe Separation
		1	Performance Cam	75-72	CS-1103R	Emissions Legal Cam; CARB E.O. No. D-292-1; Pro-1500 Perf. Cam; 0.42" Exh. Valve Lift, 0.398" Int. Valve Lift, Hydraulic, (050) Duration at .050 Lobe Lift, 204 Exh., 194 Int., 112 Degrees Lobe Separation
		1	Performance Cam	75-72	CS-1014R	Emissions Legal Cam; CARB E.O. No. D-292-1; Pro-2000 Perf. Cam; 0.443" Exh. Valve Lift, 0.42" Int. Valve Lift, Hydraulic, (050) Duration at .050 Lobe Lift, 214 Exh., 204 Int., 112 Degrees Lobe Separation
		1	Performance Cam	75-72	CS-1106R	Emissions Legal Cam; CARB E.O. No. D-292-1; Pro-3000 Perf. Cam; 0.465" Exh. Valve Lift, 0.443" Int. Valve Lift, Hydraulic, (050) Duration at .050 Lobe Lift, 224 Exh., 214 Int., 112 Degrees Lobe Separation
1		Prelube		55-403 Std Only	1.5 oz. packet	
1		Prelube		55-400 Std Only	4 oz. bottle; 1.5 oz. packet No. 55-403 also avail.	
16		Lifter	75-72	HT-817 Std Only	Hyd.	
16		Lifter	75-72	HT-817R Std Only	Speed-Pro Hi-Revolution Hyd.	
16		Lifter, Bulk	75-72	HT-817B Std Only	Hyd.; Carton of 128	
16		Lifter, Bulk	75-72	HT-817RB Std Only	Speed-Pro Hi-Revolution Hyd.; Carton of 128	
QTY		CAM KIT	YEARS	PART NO.	DESCRIPTION	
1	Cam/Lifter Kit	75-72	KC-1103R	Emissions Legal Cam; CARB E.O. No. D-292-1; Hyd.; Pro-1500 Perf. Cam; Duration at .050", 194 Int., 204 Exh.; Valve lift .398" Int., .420" Exh.; Lobe Separation 112 Degrees; (1) 55-403B; (1) CS-1103R; (16) HT-817		

(continued on next page)

GMC Truck (Incl. SUV's)

350 5.7L (5736cc) OHV V8 (16 Valve) (Chevrolet), 4" Bore (GMC Eng.), 2 Bbl. "VIN H" 1975-1972 69
(cont.)

QTY	CAM KIT (cont.)	YEARS	PART NO.	DESCRIPTION
1	Cam/Lifter Kit	75-72	KC-1014R	Emissions Legal Cam; CARB E.O. No. D-292-1; Hyd.; Pro-2000 Perf. Cam; Duration at .050", 204 Int., 214 Exh.; Valve lift .420" Int., .443" Exh.; Lobe Separation 112 Degrees; (1) 55-403B; (1) CS-1014R; (16) HT-817
1	Cam/Lifter Kit	75-72	KC-1106R	Emissions Legal Cam; CARB E.O. No. D-292-1; Hyd.; Pro-3000 Perf. Cam; Duration at .050", 214 Int., 224 Exh.; Valve lift .443" Int., .465" Exh.; Lobe Separation 112 Degrees; (1) 55-403B; (1) CS-1106R; (16) HT-817
1	Cam/Lifter Kit	75	KC-274	Hyd.; (1) 55-403B; (1) CS-274; (16) HT-817
1	Cam/Lifter Kit	74-72	KC-274	Exc. Calif. Emis.; Hyd.; (1) 55-403B; (1) CS-274; (16) HT-817
1	Cam/Lifter/Timing Kit	75-72	KCT-1014R	Emissions Legal Cam; CARB E.O. No. D-292-1; Hyd.; Pro-2000 Perf. Cam; Duration at .050", 204 Int., 214 Exh.; Valve lift .420" Int., .443" Exh.; Lobe Separation 112 Degrees; (1) 55-403B; (1) CS-1014R; (1) CTS-1100NR; (16) HT-817
1	Cam/Lifter/Timing Kit	75	KCT-274C	Hyd.; Incl. double rlr. type chain; (1) 55-403B; (1) CS-274; (16) HT-817; (1) KT3-163S
1	Cam/Lifter/Timing Kit	75	KCT-274	Hyd.; w/.405" tooth width sprocket; (1) 55-403B; (1) CS-274; (16) HT-817; (1) KT3-499S
1	Cam/Lifter/Timing Kit	74-72	KCT-274C	Exc. Calif. Emis.; Hyd.; Incl. double rlr. type chain; (1) 55-403B; (1) CS-274; (16) HT-817; (1) KT3-163S
1	Cam/Lifter/Timing Kit	74-72	KCT-274	Exc. Calif. Emis.; Hyd.; w/.405" tooth width sprocket; (1) 55-403B; (1) CS-274; (16) HT-817; (1) KT3-499S
QTY	PUSH ROD	YEARS	PART NO.	DESCRIPTION
16	Push Rod	75-72	RP-3093 Std Only	7.7940" O.A.L.
16	Push Rod	75-72	RP-3212R Std-100-150-200	Chrome-Moly; 7.7900" O.A.L.
16	Push Rod, Bulk	75-72	BRP-3093 Std Only	Carton of 100; 7.7940" O.A.L.
16	Push Rod, Bulk	75-72	BRP-3212R Std-100	Chrome-Moly; Carton of 100; 7.7900" O.A.L.
8	Push Rod Guide Plate	75-72	MR-1930 Std Only	Speed-Pro flat guide plate for 3/8" dia. push rods; Requires screw-in studs
8	Push Rod Guide Plate	75-72	MR-1896 Std Only	Speed-Pro flat guide plate for 5/16" dia. push rods; Requires screw-in studs
8	Push Rod Guide Plate	75-72	MR-1892 Std Only	Speed-Pro stepped guide plate for 3/8" dia. push rods; Requires screw-in studs
8	Push Rod Guide Plate	75-72	MR-1891 Std Only	Speed-Pro stepped guide plate for 5/16" dia. push rods; Requires screw-in studs
QTY	ROCKER PARTS	YEARS	PART NO.	DESCRIPTION
16	Arm Assy.	75-72	R-826 Std Only	Incl. arm, ball & nut
16	Arm Assy., Bulk	75-72	R-826B Std Only	Incl. arm, ball & nut; Carton of 64
16	Arm	75-72	R-826A Std Only	
16	Rocker Arm Ball	75-72	MR-1783 Std Only	
16	Nut	75-72	MR-1751 Std Only	Self-locking, 3/8" x 24 threads
16	Stud	75-72	MR-1752 Std Only	.003" O/S; 3/8" x 24 x 2.495"
16	Stud	75-72	MR-1949 Std Only	.372" x 24 x 2.495"
16	Stud	75-72	MR-1865RS Std Only	Speed-Pro 3/8" dia. Perf. screw-in stud; requires head machining
QTY	VALVE	YEARS	PART NO.	DESCRIPTION
8	Exhaust	75	V-1988X Std-3-15	1 groove; Chrome plated stem; Stellite face; 1.5000" Head Dia., 0.3718" Stem Dia., 4.9230" O.A.L.
8	Exhaust	75-72	V-1904 Std-3-15-30	Chrome plated stem; 1.5000" Head Dia., 0.3414" Stem Dia., 4.9280" O.A.L.
8	Exhaust	75-72	V-1888X Std Only	Chrome plated stem; Stellite face; 1.5000" Head Dia., 0.3412" Stem Dia., 4.9230" O.A.L.
8	Exhaust	74-72	V-1199 Std-3-5-15-30	VINTAGE; 1.5000" Head Dia., 0.3415" Stem Dia., 4.9280" O.A.L.
8	Exhaust, Bulk	75	V-1988XB Std-15	1 groove; Chrome plated stem; Stellite face; Carton of 25; 1.5000" Head Dia., 0.3718" Stem Dia., 4.9230" O.A.L.
8	Exhaust, Bulk	75-72	V-1904B Std-15	Chrome plated stem; Carton of 25; 1.5000" Head Dia., 0.3414" Stem Dia., 4.9280" O.A.L.
8	Exhaust, Bulk	74-72	V-1199B Std Only	VINTAGE; Carton of 25; 1.5000" Head Dia., 0.3415" Stem Dia., 4.9280" O.A.L.
8	Intake	75-72	V-1927 Std-15	Chrome plated stem; 1.7200" Head Dia., 0.3413" Stem Dia., 4.9170" O.A.L.
8	Intake	75-72	V-1926 Std-3-15	Chrome plated stem; 1.9400" Head Dia., 0.3414" Stem Dia., 4.8800" O.A.L.
8	Intake	75-72	V-1926Y 15	Chrome plated stem; w/.708" reduced end length; 1.9400" Head Dia., 0.3564" Stem Dia., 4.8800" O.A.L.
8	Intake	74-72	V-1928 Std Only	VINTAGE; Chrome plated stem; 1.7200" Head Dia., 0.3420" Stem Dia., 4.9170" O.A.L.
8	Intake, Bulk	75-72	V-1927B Std Only	Chrome plated stem; Carton of 25; 1.7200" Head Dia., 0.3413" Stem Dia., 4.9170" O.A.L.

VALVE TRAIN

VALVE TRAIN

(continued on next page)

GMC Truck (Incl. SUV's)

69 350 5.7L (5736cc) OHV V8 (16 Valve) (Chevrolet), 4" Bore (GMC Eng.), 2 Bbl. "VIN H" 1975-1972
(cont.)

QTY	VALVE (cont.)	YEARS	PART NO.	DESCRIPTION
8	Intake, Bulk	75-72	V-1926B Std-15	Chrome plated stem; Carton of 25; 1.9400" Head Dia., 0.3410" Stem Dia., 4.8800" O.A.L.
QTY	VALVE GUIDE	YEARS	PART NO.	DESCRIPTION
8	Guide	75-72	VG-5046 Std Only	Loc. Exh.; .502" OD; 0.3740" ID, 2.2500" O.A.L
8	Guide	75-72	VG-5038 Std Only	Loc. Int.; 0.3430" ID, 2.1200" O.A.L
8	Guide, Bulk	75-72	VG-5038B Std Only	Loc. Int.; Carton of 50; 0.3430" ID, 2.1200" O.A.L
QTY	VALVE SPRING	YEARS	PART NO.	DESCRIPTION
8	Spring	75-73	VS-727 Std Only	Loc. Exh.; Incl. damper; 1.9100" Free Height
8	Spring	75-72	VS-677 Std Only	Loc. Int.; Incl. damper; 2.0300" Free Height
8	Spring	72	VS-677 Std Only	Loc. Exh.; Incl. damper; 2.0300" Free Height
8	Spring	72	VS-739R Std Only	Loc. Exh.; Optional-H/D; 2.0000" Free Height
8	Spring	72	VS-739R Std Only	Loc. Int.; Optional-H/D; 2.0000" Free Height
8	Spring, Bulk	75-73	VS-727B Std Only	Loc. Exh.; Incl. damper; Carton of 250; 1.9100" Free Height
8	Spring, Bulk	75-72	VS-677B Std Only	Loc. Int.; Incl. damper; Carton of 250; 2.0300" Free Height
8	Spring, Bulk	72	VS-677B Std Only	Loc. Exh.; Incl. damper; Carton of 250; 2.0300" Free Height
8	Spring, Bulk	72	VS-739RB Std Only	Loc. Exh.; Optional-H/D; Carton of 300; 2.0000" Free Height
8	Spring, Bulk	72	VS-739RB Std Only	Loc. Int.; Optional-H/D; Carton of 300; 2.0000" Free Height
QTY	VALVE SEAL	YEARS	PART NO.	DESCRIPTION
8	Valve Stem Seal	75-72	MV-1903 Std Only	Loc. Exh.; Use w/repair guide; Positive type; (RBB) Rubber
8	Valve Stem Seal	75-72	ST-2001 Std Only	Loc. Exh.; w/.343" stem dia.; Positive type; Installation requires valve guide machining; (RBBTF) Rubber/PTFE
8	Valve Stem Seal	75-72	ST-2004 Std Only	Loc. Exh.; w/.375" stem dia.; Positive type; Installation requires valve guide machining; (RBBTF) Rubber/PTFE
8	Valve Stem Seal	75-72	MV-1903 Std Only	Loc. Int.; Use w/repair guide; Positive type; (RBB) Rubber
8	Valve Stem Seal	75-72	ST-2001 Std Only	Loc. Int.; w/.343" stem dia.; Positive type; Installation requires valve guide machining; (RBBTF) Rubber/PTFE
8	Valve Stem Seal	75-72	ST-2004 Std Only	Loc. Int.; w/.375" stem dia.; Positive type; Installation requires valve guide machining; (RBBTF) Rubber/PTFE
16	Valve Stem Seal	75-72	MV-1233C Std Only	O-Ring; (RBB) Rubber
16	Valve Stem Seal	75-72	MV-1598C Std Only	Umbrella type; (RBB) Rubber
8	Valve Stem Seal Bulk	75-72	ST-2001BC Std Only	Loc. Exh.; w/.343" stem dia.; Positive type; Installation requires valve guide machining; Carton of 100; (RBBTF) Rubber/PTFE
8	Valve Stem Seal Bulk	75-72	ST-2004BC Std Only	Loc. Exh.; w/.375" stem dia.; Positive type; Installation requires valve guide machining; Carton of 100; (RBBTF) Rubber/PTFE
8	Valve Stem Seal Bulk	75-72	ST-2001BC Std Only	Loc. Int.; w/.343" stem dia.; Positive type; Installation requires valve guide machining; Carton of 100; (RBBTF) Rubber/PTFE
8	Valve Stem Seal Bulk	75-72	ST-2004BC Std Only	Loc. Int.; w/.375" stem dia.; Positive type; Installation requires valve guide machining; Carton of 100; (RBBTF) Rubber/PTFE
16	Valve Stem Seal Bulk	75-72	MV-1233 Std Only	O-Ring; Carton of 100; (RBB) Rubber
16	Valve Stem Seal Bulk	75-72	MV-1598 Std Only	Umbrella type; Carton of 100; (RBB) Rubber
QTY	VALVE SEAT	YEARS	PART NO.	DESCRIPTION
8	Seat	75-72	245-1562-1 Std Only	Loc. Exh.; 1.5675" OD, 1.3125" ID, 0.2160" Depth
8	Seat	75-72	245-1562-1N Std Only	Loc. Exh.; Premium Material; 1.5675" OD, 1.3125" ID, 0.2160" Depth
8	Seat	75-72	245-2125-1 Std Only	Loc. Int.; Use w/V-1926; 2.1305" OD, 1.8125" ID, 0.2480" Depth
QTY	VALVE, MISC	YEARS	PART NO.	DESCRIPTION
32	Keeper	75-72	VK-115A Std Only	1 groove; Square cut key groove; Carton pack 24
32	Keeper	75-72	VK-115 Std Only	1 groove; Square cut key groove; Carton pack 32
32	Keeper	75-72	VK-115R Std Only	1 groove; Square cut key groove; Hardened
32	Keeper, Bulk	75-72	VK-115B Std Only	1 groove; Square cut key groove; Carton of 1000
16	Spring Insert	75-72	259-203C Std Only	.015"; Carton of 100
16	Spring Insert	75-72	259-203B Std Only	.030"; Carton of 100
16	Spring Insert	75-72	259-203BRS Std Only	.030"; Carton of 500
16	Spring Insert	75-72	259-203A Std Only	.060"; Carton of 100
16	Spring Insert	75-72	259-203ARS Std Only	.060"; Carton of 500
8	Rotocap	75-73	RC-157S Std Only	Loc. Exh.
QTY	PISTON	YEARS	PART NO.	DESCRIPTION
8	Cast Piston	75-72	H423DCP * Std-20-30-40-60-80	Hypereutectic; w/machined valve reliefs and circlip grooves; Use w/LR-63 lock ring for floated applications; .9275" Pin Dia.; 2 Rings 5/64 Groove, 1 Ring 3/16 Groove, 1.548 CD, .098 dish, 4 reliefs; Use w/Lock Ring LR-63; DUROSHIELD® skirt coated piston

VALVE TRAIN

VALVE TRAIN

(continued on next page)

GMC Truck (Incl. SUV's)

350 5.7L (5736cc) OHV V8 (16 Valve) (Chevrolet), 4" Bore (GMC Eng.), 2 Bbl. "VIN H" 1975-1972 69
(cont.)

QTY	PISTON (cont.)	YEARS	PART NO.	DESCRIPTION
8	Cast Piston	75-72	H423ACP 40 + 40-60-80	Hypereutectic; w/machined valve reliefs and circlip grooves; Use w/LR-63 lock ring for floated applications; .9275" Pin Dia.; 2 Rings 5/64 Groove, 1 Ring 3/16 Groove, 1.548 CD, Recessed Head .098" deep x 2.771" dia. w/4 valve reliefs; DUROSHIELD® skirt coated piston; Superseded - When depleted use H423DCP 40
8	Cast Piston	75-72	H423NP 20 20	Perf. or reg. duty operation; Not O.E. duplicate Wt.; Use in sets only; Hypereutectic; .9275" Pin Dia.; 2 Rings 5/64 Groove, 1 Ring 3/16 Groove, 1.540 CD, .100 dish, 4 reliefs
8	Cast Piston - Individual	75-72	WH423DCP Std-20-30-40-60	Hypereutectic; w/machined valve reliefs and circlip grooves; Use w/LR-63 lock ring for floated applications; .9275" Pin Dia.; 2 Rings 5/64 Groove, 1 Ring 3/16 Groove, 1.548 CD, .098 dish, 4 reliefs; Use w/Lock Ring LR-63; DUROSHIELD® skirt coated piston
8	Cast Piston - Individual	75-72	WH423ACP + Std-20-30-40-60	Hypereutectic; w/machined valve reliefs and circlip grooves; Use w/LR-63 lock ring for floated applications; .9275" Pin Dia.; 2 Rings 5/64 Groove, 1 Ring 3/16 Groove, 1.548 CD, Recessed Head .098" deep x 2.771" dia. w/4 valve reliefs; DUROSHIELD® skirt coated piston; Superseded - When depleted use WH423DCP
1	Cast Piston Set w/Prem. Rings	75-72	8KH618CP 30 30-40-60	Hypereutectic; 0.9275" Pin Dia.; 2 Rings 5/64 Groove, 1 Ring 3/16 Groove, 1.560 CD, Domed Head .125 high w/2 valve reliefs. DUROSHIELD® skirt coated piston.
1	Cast Piston Set w/Prem. Rings	75-72	8KH423ACP 30 + 30-40-60	Hypereutectic; w/machined valve reliefs and circlip grooves; Use w/LR-63 lock ring for floated applications; .9275" Pin Dia.; 2 Rings 5/64 Groove, 1 Ring 3/16 Groove, 1.548 CD, Recessed Head .098" deep x 2.771" dia. w/4 valve reliefs; DUROSHIELD® skirt coated piston; Superseded - When depleted use 8KH423DCP 30
1	Cast Piston Set w/Prem. Rings	75-72	8KH423DCP 30 30-40-60	Hypereutectic; w/machined valve reliefs and circlip grooves; Use w/LR-63 lock ring for floated applications; .9275" Pin Dia.; 2 Rings 5/64 Groove, 1 Ring 3/16 Groove, Recessed Head .098" deep x 2.771" dia. w/4 valve reliefs; DUROSHIELD® skirt coated piston
8	POWERFORGED	75-72	L-2403NF Std-20-30-40-60	Powerforged; 0.9275" Pin Dia.; 2 Rings 5/64 Groove, 1 Ring 3/16 Groove, 1.562 CD, Recessed Head .125 high w/2 valve reliefs. DUROSHIELD® skirt coated piston.
8	POWERFORGED Piston-Individual	75-72	WL-2403NF Std-20-30-40-60	Powerforged; 0.9275" Pin Dia.; 2 Rings 5/64 Groove, 1 Ring 3/16 Groove, 1.562 CD, Recessed Head .068 deep. DUROSHIELD® skirt coated piston.
1	POWERFORGED Piston Set w/Rings	75-72	8KL2256F 30 30-40-60	Powerforged; 0.9272" Pin Dia.; 2 Rings 5/64 Groove, 1 Ring 3/16 Groove, 1.563 CD, Flat Head w/4 valve reliefs. DUROSHIELD® skirt coated piston.
8	Pin	75-72	P-2208 Std-3-5-0015	Use w/L-2256F or L-2403NF piston; 0.6200" Inside Dia., 0.9272" Outside Dia.
QTY	RINGS	YEARS	PART NO.	DESCRIPTION
1	Premium Set	75-72	E-251KC Std-20-30-40-60	2-5/64, 1-3/16; Premium Chrome
1	Premium Set	75-72	E-251K Std-10-20-30-40-60	2-5/64, 1-3/16; Premium Moly
1	Premium Set	75-72	R-9903 Std-20-30-60	2-5/64, 1-3/16; Speed-Pro plasma-moly Perf. ring set
1	Standard Set	75-72	E-251X Std-10-20-30-40-60-80	2-5/64, 1-3/16; Iron
8	Premium Single Cylinder Set	75-72	WE-251K Std-30-40-60	2-5/64, 1-3/16; Premium Moly
8	Standard Single Cylinder Set	75-72	WE-251X Std-30-40-60	2-5/64, 1-3/16; Iron
QTY	SLEEVE	YEARS	PART NO.	DESCRIPTION
8	Repair Sleeve	75-72	SL-22Y Std Only	1/8" wall, must be cut to correct length; O.A.L. 10.250"
8	Repair Sleeve	75-72	SL-350M Std Only	3/32" wall, cut to length; Press fit sleeve
8	Repair Sleeve	75-72	SL-22M Std Only	3/32" wall, must be cut to correct length; O.A.L. 10.250"
QTY	ENGINE BEARINGS	YEARS	PART NO.	DESCRIPTION
1	Main Set	75-72	4663M Std-1-2-10-20-30-40-60	.020" O/S length flange brg.
1	Main Set	75-72	6688M 10 10-20-30	A-Series aluminum bearings
1	Main Set	75-72	4663MA Std-1-2-10-20-30-40-60	A-Series aluminum bearings ; .010" O/S length flange brg.
1	Main Set	75-72	7329MA 10 10-20	A-Series aluminum bearings ; w/.020" O/S OD
1	Main Set	75-72	7274MA 10X20 10X20	8-2555CA 60 avail. as unplated & resizeable; Overplated copper-lead alloy
1	Rod Set	75-72	8-2555CP Std-1-10-20-30-40-50	A-Series aluminum bearings
1	Rod Set	75-72	8-2555A Std-1-10-20-30-40-50-60	A-Series aluminum bearings
1	Rod Set	75-72	8-2555A 10X2 10X2-20X2-30X2-40X2	A-Series aluminum bearings ; Use in .002" O/S Rod Bore
1	Rod Set	75-72	8-2555CA 60 60	Unplated & resizeable
1	Rod Set	75-72	8-2555CP 10X2 + 10X2-20X2	Use in .002" O/S Rod Bore; Overplated copper-lead alloy; Superseded - When depleted use 8-2555A 10X2

(continued on next page)

GMC Truck (Incl. SUV's)

69 350 5.7L (5736cc) OHV V8 (16 Valve) (Chevrolet), 4" Bore (GMC Eng.), 2 Bbl. "VIN H" 1975-1972
(cont.)

QTY	ENGINE BEARINGS			
	(cont.)	YEARS	PART NO.	DESCRIPTION
8	Rod Pair	75-72	2555A Std-1-2-10-20-30-40-50-60	A-Series aluminum bearings
8	Rod Pair	75-72	2555CP Std-1-2-10-20-30-40-50	Overplated copper-lead alloy
8	Rod Pair	75-72	2555CA 60 60	Unplated & resizeable
8	Rod Pair	75-72	2555CP 10X2 + 10X2-20X2	Use in .002" O/S Rod Bore; Superseded - When depleted use 2555A 10X2
1	Cam Set	75-72	1750M Std Only	2.030" housing bore
1	Cam Set	75-72	1235M Std-1-10	Babbitt material; Full round design
1	Cam Set	75-72	1749M Std Only	Bi-Metal Aluminum
1	Cam Set	75-72	2100M Std Only	Race Performance
QTY	OIL PUMP	YEARS	PART NO.	DESCRIPTION
1	Oil Pump	75-72	224-4146	5/8" inlet
1	Oil Pump	75-72	224-4143	High Volume, check pan for clearance; 5/8" inlet; Use shaft w/steel guide
1	Inter. Shaft	75-72	224-6146E	Has steel shaft guide; Eliminates nylon shaft guide
1	Inter. Shaft	75-72	224-6146	Use w/nylon shaft guide
1	Oil Pump Shaft Guide	75-72	224-43343	Nylon
1	Screen Assy.	75-73	224-1246	5/8" inlet tube
1	Screen Assy.	72	224-1246	Chevrolet El Camino Base, Custom, G10 Van Base, Sportvan, G20 Van Base, Sportvan, G30 Van Base, Sportvan I GMC G15 Van Rally, Vandura, G25 Van Base, Rally, Vandura, G35 Van Rally, Vandura, Sprint Base, Custom; 5/8" inlet tube
1	Screen Assy.	72	224-1146	Exc. Chevrolet El Camino Base, Custom, G10 Van Base, Sportvan, G20 Van Base, Sportvan, G30 Van Base, Sportvan I GMC G15 Van Rally, Vandura, G25 Van Base, Rally, Vandura, G35 Van Rally, Vandura, Sprint Base, Custom; VINTAGE; 5/8" inlet
QTY	GASKETS	YEARS	PART NO.	DESCRIPTION
1	Kit Gasket Set	75-72	260-1000	VINTAGE; Head bolts not incl.
1	Kit Gasket Set	75	260-1000BT	VINTAGE; Head bolts not incl.; PermaDryPlus® valve cover & oil pan gsks. incl.; PermaDryPlus® water outlet gskt. incl.
1	Kit Gasket Set	74-72	260-1000AT	VINTAGE; Head bolts not incl.; PermaDryPlus® valve cover & oil pan gsks. incl.; PermaDryPlus® water outlet gskt. incl.
2	Head Bolt Set	75-72	260-2500 Std Only	Replacement recommended
QTY	FREEZE PLUGS	YEARS	PART NO.	DESCRIPTION
1	Brass Block Plug Kit	75-72	381-8007	
1	Steel Block Plug Kit	75-72	381-4011	
1	Brass Deep Cup Freeze Plug	75-72	381-9001	VINTAGE; 1.625" Diameter
1	Steel Deep Cup Freeze Plug	75-72	381-3095	0.500" Diameter
1	Steel Deep Cup Freeze Plug	75-72	381-3041	1.625" Diameter
1	Steel Shallow Cup Freeze Plug	75-72	381-2078	2.109" Diameter

70 350 5.7L (5736cc) OHV V8 (16 Valve) (Chevrolet), 4" Bore (GMC Eng.), 4 Bbl. "VIN J" 1972

QTY	TIMING			
	YEARS	PART NO.	DESCRIPTION	
1	3 Piece Set	72	KT3-163S	Incl. double rlr. type chain; (1) 222-163; (1) 223-288; (1) 223-289
1	3 Piece Set	72	KT3-499S	Powdered Metal Crank Sprocket; w/.405" tooth width sprocket; (1) 222-499; (1) 223-390; (1) 223-391
1	Timing Set w/Gaskets	72	CTS-1002	VINTAGE; Incl. double rlr. type chain
1	Timing Set w/Gaskets	72	CTS-1001	VINTAGE; w/.405" tooth width sprocket
1	Timing Chain	72	222-163	Double rlr.; 58 Links
1	Timing Chain	72	222-499	Use w/.405" tooth width sprocket; 46 Links
1	Crank Sprocket	72	223-289	Double row; 22 Teeth
1	Crank Sprocket	72	223-391	Powdered metal; .405" tooth width sprocket; 18 Teeth
1	Cam Sprocket	72	223-390	.405" tooth width sprocket; 36 Teeth
1	Cam Sprocket	72	223-288	Double row; 44 Teeth
1	Cam Sprocket	72	223-390N	Nylon; .405" tooth width sprocket; 36 Teeth
QTY	CAMSHAFT/LIFTER	YEARS	PART NO.	DESCRIPTION
1	Camshaft	72	CS-274	Exc. Calif. Emis.; Hydraulic, (050) Duration at .050 Lobe Lift, 203 Exh., 194 Int., 112 Degrees Lobe Separation
1	Performance Cam	72	CS-1103R	Emissions Legal Cam; CARB E.O. No. D-292-1; Pro-1500 Perf. Cam; 0.42" Exh. Valve Lift, 0.398" Int. Valve Lift, Hydraulic, (050) Duration at .050 Lobe Lift, 204 Exh., 194 Int., 112 Degrees Lobe Separation

(continued on next page)

GMC Truck (Incl. SUV's)

350 5.7L (5736cc) OHV V8 (16 Valve) (Chevrolet), 4" Bore (GMC Eng.), 4 Bbl. "VIN J" 1972 70
(cont.)

	CAMSHAFT/LIFTER	YEARS	PART NO.	DESCRIPTION	
VALVE TRAIN	QTY 1	(cont.) Performance Cam	72 CS-1014R	Emissions Legal Cam; CARB E.O. No. D-292-1; Pro-2000 Perf. Cam; 0.443" Exh. Valve Lift, 0.42" Int. Valve Lift, Hydraulic, (050) Duration at .050 Lobe Lift, 214 Exh., 204 Int., 112 Degrees Lobe Separation	
	1	Performance Cam	72 CS-1106R	Emissions Legal Cam; CARB E.O. No. D-292-1; Pro-3000 Perf. Cam; 0.465" Exh. Valve Lift, 0.443" Int. Valve Lift, Hydraulic, (050) Duration at .050 Lobe Lift, 224 Exh., 214 Int., 112 Degrees Lobe Separation	
	1	Prelube	55-403 Std Only	1.5 oz. packet	
	1	Prelube	55-400 Std Only	4 oz. bottle; 1.5 oz. packet No. 55-403 also avail.	
	16	Lifter	72 HT-817 Std Only	Hyd.	
	16	Lifter	72 HT-817R Std Only	Speed-Pro Hi-Revolution Hyd.	
	16	Lifter, Bulk	72 HT-817B Std Only	Hyd.; Carton of 128	
	16	Lifter, Bulk	72 HT-817RB Std Only	Speed-Pro Hi-Revolution Hyd.; Carton of 128	
	QTY	CAM KIT	YEARS	PART NO.	DESCRIPTION
	1	Cam/Lifter Kit	72	KC-1103R	Emissions Legal Cam; CARB E.O. No. D-292-1; Hyd.; Pro-1500 Perf. Cam; Duration at .050", 194 Int., 204 Exh.; Valve lift .398" Int., .420" Exh.; Lobe Separation 112 Degrees; (1) 55-403B; (1) CS-1103R; (16) HT-817
1	Cam/Lifter Kit	72	KC-1014R	Emissions Legal Cam; CARB E.O. No. D-292-1; Hyd.; Pro-2000 Perf. Cam; Duration at .050", 204 Int., 214 Exh.; Valve lift .420" Int., .443" Exh.; Lobe Separation 112 Degrees; (1) 55-403B; (1) CS-1014R; (16) HT-817	
1	Cam/Lifter Kit	72	KC-1106R	Emissions Legal Cam; CARB E.O. No. D-292-1; Hyd.; Pro-3000 Perf. Cam; Duration at .050", 214 Int., 224 Exh.; Valve lift .443" Int., .465" Exh.; Lobe Separation 112 Degrees; (1) 55-403B; (1) CS-1106R; (16) HT-817	
1	Cam/Lifter Kit	72	KC-274	Exc. Calif. Emis.; Hyd.; (1) 55-403B; (1) CS-274; (16) HT-817	
1	Cam/Lifter/Timing Kit	72	KCT-1014R	Emissions Legal Cam; CARB E.O. No. D-292-1; Hyd.; Pro-2000 Perf. Cam; Duration at .050", 204 Int., 214 Exh.; Valve lift .420" Int., .443" Exh.; Lobe Separation 112 Degrees; (1) 55-403B; (1) CS-1014R; (1) CTS-1100NR; (16) HT-817	
1	Cam/Lifter/Timing Kit	72	KCT-274C	Exc. Calif. Emis.; Hyd.; Incl. double rlr. type chain; (1) 55-403B; (1) CS-274; (16) HT-817; (1) KT3-163S	
1	Cam/Lifter/Timing Kit	72	KCT-274	Exc. Calif. Emis.; Hyd.; w/.405" tooth width sprocket; (1) 55-403B; (1) CS-274; (16) HT-817; (1) KT3-499S	
QTY	PUSH ROD	YEARS	PART NO.	DESCRIPTION	
16	Push Rod	72	RP-3093 Std Only	7.7940" O.A.L.	
16	Push Rod	72	RP-3212R Std-100-150-200	Chrome-Moly; 7.7900" O.A.L.	
16	Push Rod, Bulk	72	BRP-3093 Std Only	Carton of 100; 7.7940" O.A.L.	
16	Push Rod, Bulk	72	BRP-3212R Std-100	Chrome-Moly; Carton of 100; 7.7900" O.A.L.	
8	Push Rod Guide Plate	72	MR-1930 Std Only	Speed-Pro flat guide plate for 3/8" dia. push rods; Requires screw-in studs	
8	Push Rod Guide Plate	72	MR-1896 Std Only	Speed-Pro flat guide plate for 5/16" dia. push rods; Requires screw-in studs	
8	Push Rod Guide Plate	72	MR-1892 Std Only	Speed-Pro stepped guide plate for 3/8" dia. push rods; Requires screw-in studs	
8	Push Rod Guide Plate	72	MR-1891 Std Only	Speed-Pro stepped guide plate for 5/16" dia. push rods; Requires screw-in studs	
QTY	ROCKER PARTS	YEARS	PART NO.	DESCRIPTION	
16	Arm Assy.	72	R-826 Std Only	Incl. arm, ball & nut	
16	Arm Assy., Bulk	72	R-826B Std Only	Incl. arm, ball & nut; Carton of 64	
16	Arm	72	R-826A Std Only		
16	Rocker Arm Ball	72	MR-1783 Std Only		
16	Nut	72	MR-1751 Std Only	Self-locking, 3/8" x 24 threads	
16	Stud	72	MR-1752 Std Only	.003" O/S; 3/8" x 24 x 2.495"	
16	Stud	72	MR-1949 Std Only	.372" x 24 x 2.495"	
16	Stud	72	MR-1865RS Std Only	Speed-Pro 3/8" dia. Perf. screw-in stud; requires head machining	
QTY	VALVE	YEARS	PART NO.	DESCRIPTION	
8	Exhaust	72	V-1904 Std-3-15-30	Chrome plated stem; 1.5000" Head Dia., 0.3414" Stem Dia., 4.9280" O.A.L.	
8	Exhaust	72	V-1888X Std Only	Chrome plated stem; Stellite face; 1.5000" Head Dia., 0.3412" Stem Dia., 4.9230" O.A.L.	
8	Exhaust	72	V-1199 Std-3-5-15-30	VINTAGE; 1.5000" Head Dia., 0.3415" Stem Dia., 4.9280" O.A.L.	
8	Exhaust, Bulk	72	V-1904B Std-15	Chrome plated stem; Carton of 25; 1.5000" Head Dia., 0.3414" Stem Dia., 4.9280" O.A.L.	

(continued on next page)

GMC Truck (Incl. SUV's)

70 350 5.7L (5736cc) OHV V8 (16 Valve) (Chevrolet), 4" Bore (GMC Eng.), 4 Bbl. "VIN J" 1972

(cont.)

VALVE TRAIN

VALVE TRAIN

QTY	VALVE (cont.)	YEARS	PART NO.	DESCRIPTION
8	Exhaust, Bulk	72	V-1199B Std Only	VINTAGE; Carton of 25; 1.5000" Head Dia., 0.3415" Stem Dia., 4.9280" O.A.L.
8	Intake	72	V-1927 Std-15	Chrome plated stem; 1.7200" Head Dia., 0.3413" Stem Dia., 4.9170" O.A.L.
8	Intake	72	V-1926 Std-3-15	Chrome plated stem; 1.9400" Head Dia., 0.3414" Stem Dia., 4.8800" O.A.L.
8	Intake	72	V-1926Y 15 15	Chrome plated stem; w/.708" reduced end length; 1.9400" Head Dia., 0.3564" Stem Dia., 4.8800" O.A.L.
8	Intake	72	V-1928 Std Only	VINTAGE; Chrome plated stem; 1.7200" Head Dia., 0.3420" Stem Dia., 4.9170" O.A.L.
8	Intake, Bulk	72	V-1927B Std Only	Chrome plated stem; Carton of 25; 1.7200" Head Dia., 0.3413" Stem Dia., 4.9170" O.A.L.
8	Intake, Bulk	72	V-1926B Std-15	Chrome plated stem; Carton of 25; 1.9400" Head Dia., 0.3410" Stem Dia., 4.8800" O.A.L.
QTY	VALVE GUIDE	YEARS	PART NO.	DESCRIPTION
8	Guide	72	VG-5046 Std Only	Loc. Exh.; .502" OD; 0.3740" ID, 2.2500" O.A.L
8	Guide	72	VG-5038 Std Only	Loc. Int.; 0.3430" ID, 2.1200" O.A.L
8	Guide, Bulk	72	VG-5038B Std Only	Loc. Int.; Carton of 50; 0.3430" ID, 2.1200" O.A.L
QTY	VALVE SPRING	YEARS	PART NO.	DESCRIPTION
8	Spring	72	VS-677 Std Only	Loc. Exh.; Incl. damper; 2.0300" Free Height
8	Spring	72	VS-739R Std Only	Loc. Exh.; Optional-H/D; 2.0000" Free Height
8	Spring	72	VS-677 Std Only	Loc. Int.; Incl. damper; 2.0300" Free Height
8	Spring	72	VS-739R Std Only	Loc. Int.; Optional-H/D; 2.0000" Free Height
8	Spring, Bulk	72	VS-677B Std Only	Loc. Exh.; Incl. damper; Carton of 250; 2.0300" Free Height
8	Spring, Bulk	72	VS-739RB Std Only	Loc. Exh.; Optional-H/D; Carton of 300; 2.0000" Free Height
8	Spring, Bulk	72	VS-677B Std Only	Loc. Int.; Incl. damper; Carton of 250; 2.0300" Free Height
8	Spring, Bulk	72	VS-739RB Std Only	Loc. Int.; Optional-H/D; Carton of 300; 2.0000" Free Height
QTY	VALVE SEAL	YEARS	PART NO.	DESCRIPTION
8	Valve Stem Seal	72	MV-1903 Std Only	Loc. Exh.; Use w/repair guide; Positive type; (RBB) Rubber
8	Valve Stem Seal	72	ST-2001 Std Only	Loc. Exh.; w/.343" stem dia.; Positive type; Installation requires valve guide machining; (RBBTF) Rubber/PTFE
8	Valve Stem Seal	72	ST-2004 Std Only	Loc. Exh.; w/.375" stem dia.; Positive type; Installation requires valve guide machining; (RBBTF) Rubber/PTFE
8	Valve Stem Seal	72	MV-1903 Std Only	Loc. Int.; Use w/repair guide; Positive type; (RBB) Rubber
8	Valve Stem Seal	72	ST-2001 Std Only	Loc. Int.; w/.343" stem dia.; Positive type; Installation requires valve guide machining; (RBBTF) Rubber/PTFE
8	Valve Stem Seal	72	ST-2004 Std Only	Loc. Int.; w/.375" stem dia.; Positive type; Installation requires valve guide machining; (RBBTF) Rubber/PTFE
16	Valve Stem Seal	72	MV-1233C Std Only	O-Ring; (RBB) Rubber
16	Valve Stem Seal	72	MV-1598C Std Only	Umbrella type; (RBB) Rubber
8	Valve Stem Seal Bulk	72	ST-2001BC Std Only	Loc. Exh.; w/.343" stem dia.; Positive type; Installation requires valve guide machining; Carton of 100; (RBBTF) Rubber/PTFE
8	Valve Stem Seal Bulk	72	ST-2004BC Std Only	Loc. Exh.; w/.375" stem dia.; Positive type; Installation requires valve guide machining; Carton of 100; (RBBTF) Rubber/PTFE
8	Valve Stem Seal Bulk	72	ST-2001BC Std Only	Loc. Int.; w/.343" stem dia.; Positive type; Installation requires valve guide machining; Carton of 100; (RBBTF) Rubber/PTFE
8	Valve Stem Seal Bulk	72	ST-2004BC Std Only	Loc. Int.; w/.375" stem dia.; Positive type; Installation requires valve guide machining; Carton of 100; (RBBTF) Rubber/PTFE
16	Valve Stem Seal Bulk	72	MV-1233 Std Only	O-Ring; Carton of 100; (RBB) Rubber
16	Valve Stem Seal Bulk	72	MV-1598 Std Only	Umbrella type; Carton of 100; (RBB) Rubber
QTY	VALVE SEAT	YEARS	PART NO.	DESCRIPTION
8	Seat	72	245-1562-1 Std Only	Loc. Exh.; 1.5675" OD, 1.3125" ID, 0.2160" Depth
8	Seat	72	245-1562-1N Std Only	Loc. Exh.; Premium Material; 1.5675" OD, 1.3125" ID, 0.2160" Depth
8	Seat	72	245-2125-1 Std Only	Loc. Int.; Use w/V-1926; 2.1305" OD, 1.8125" ID, 0.2480" Depth
QTY	VALVE, MISC	YEARS	PART NO.	DESCRIPTION
32	Keeper	72	VK-115A Std Only	1 groove; Square cut key groove; Carton pack 24
32	Keeper	72	VK-115 Std Only	1 groove; Square cut key groove; Carton pack 32
32	Keeper	72	VK-115R Std Only	1 groove; Square cut key groove; Hardened
32	Keeper, Bulk	72	VK-115B Std Only	1 groove; Square cut key groove; Carton of 1000
16	Spring Insert	72	259-203C Std Only	.015"; Carton of 100
16	Spring Insert	72	259-203B Std Only	.030"; Carton of 100
16	Spring Insert	72	259-203BRS Std Only	.030"; Carton of 500
16	Spring Insert	72	259-203A Std Only	.060"; Carton of 100
16	Spring Insert	72	259-203ARS Std Only	.060"; Carton of 500

(continued on next page)

GMC Truck (Incl. SUV's)

350 5.7L (5736cc) OHV V8 (16 Valve) (Chevrolet), 4" Bore (GMC Eng.), 4 Bbl. "VIN J" 1972 70
(cont.)

QTY	PISTON	YEARS	PART NO.	DESCRIPTION
8	Cast Piston	72	H423DCP * Std-20-30-40-60-80	Hypereutectic; w/machined valve reliefs and circlip grooves; Use w/LR-63 lock ring for floated applications; .9275" Pin Dia.; 2 Rings 5/64 Groove, 1 Ring 3/16 Groove, 1.548 CD, .098 dish, 4 reliefs; Use w/Lock Ring LR-63; DUROSHIELD® skirt coated piston
8	Cast Piston	72	H423ACP 40 + 40-60-80	Hypereutectic; w/machined valve reliefs and circlip grooves; Use w/LR-63 lock ring for floated applications; .9275" Pin Dia.; 2 Rings 5/64 Groove, 1 Ring 3/16 Groove, 1.548 CD, Recessed Head .098" deep x 2.771" dia. w/4 valve reliefs; DUROSHIELD® skirt coated piston; Superseded - When depleted use H423DCP 40
8	Cast Piston	72	H423NP 20 20	Perf. or reg. duty operation; Not O.E. duplicate Wt.; Use in sets only; Hypereutectic; .9275" Pin Dia.; 2 Rings 5/64 Groove, 1 Ring 3/16 Groove, 1.540 CD, .100 dish, 4 reliefs
8	Cast Piston - Individual	72	WH423DCP Std-20-30-40-60	Hypereutectic; w/machined valve reliefs and circlip grooves; Use w/LR-63 lock ring for floated applications; .9275" Pin Dia.; 2 Rings 5/64 Groove, 1 Ring 3/16 Groove, 1.548 CD, .098 dish, 4 reliefs; Use w/Lock Ring LR-63; DUROSHIELD® skirt coated piston
8	Cast Piston - Individual	72	WH423ACP + Std-20-30-40-60	Hypereutectic; w/machined valve reliefs and circlip grooves; Use w/LR-63 lock ring for floated applications; .9275" Pin Dia.; 2 Rings 5/64 Groove, 1 Ring 3/16 Groove, 1.548 CD, Recessed Head .098" deep x 2.771" dia. w/4 valve reliefs; DUROSHIELD® skirt coated piston; Superseded - When depleted use WH423DCP
1	Cast Piston Set w/Prem. Rings	72	8KH618CP 30 30-40-60	Hypereutectic; 0.9275" Pin Dia.; 2 Rings 5/64 Groove, 1 Ring 3/16 Groove, 1.560 CD, Domed Head .125 high w/2 valve reliefs. DUROSHIELD® skirt coated piston.
1	Cast Piston Set w/Prem. Rings	72	8KH423ACP 30 + 30-40-60	Hypereutectic; w/machined valve reliefs and circlip grooves; Use w/LR-63 lock ring for floated applications; .9275" Pin Dia.; 2 Rings 5/64 Groove, 1 Ring 3/16 Groove, 1.548 CD, Recessed Head .098" deep x 2.771" dia. w/4 valve reliefs; DUROSHIELD® skirt coated piston; Superseded - When depleted use 8KH423DCP 30
1	Cast Piston Set w/Prem. Rings	72	8KH423DCP 30 30-40-60	Hypereutectic; w/machined valve reliefs and circlip grooves; Use w/LR-63 lock ring for floated applications; .9275" Pin Dia.; 2 Rings 5/64 Groove, 1 Ring 3/16 Groove, Recessed Head .098" deep x 2.771" dia. w/4 valve reliefs; DUROSHIELD® skirt coated piston
8	POWERFORGED	72	L-2403NF Std-20-30-40-60	Powerforged; 0.9275" Pin Dia.; 2 Rings 5/64 Groove, 1 Ring 3/16 Groove, 1.562 CD, Recessed Head .068 deep. DUROSHIELD® skirt coated piston.
8	POWERFORGED Piston-Individual	72	WL-2403NF Std-20-30-40-60	Powerforged; 0.9275" Pin Dia.; 2 Rings 5/64 Groove, 1 Ring 3/16 Groove, 1.562 CD, Recessed Head .068 deep. DUROSHIELD® skirt coated piston.
1	POWERFORGED Piston Set w/Rings	72	8KL2256F 30 30-40-60	Powerforged; 0.9272" Pin Dia.; 2 Rings 5/64 Groove, 1 Ring 3/16 Groove, 1.563 CD, Flat Head w/4 valve reliefs. DUROSHIELD® skirt coated piston.
8	Pin	72	P-2208 Std-3-5-0015	Use w/L-2256F or L-2403NF piston; 0.6200" Inside Dia., 0.9272" Outside Dia.
QTY	RINGS	YEARS	PART NO.	DESCRIPTION
1	Premium Set	72	E-251KC Std-20-30-40-60	2-5/64, 1-3/16; Premium Chrome
1	Premium Set	72	E-251K Std-10-20-30-40-60	2-5/64, 1-3/16; Premium Moly
1	Premium Set	72	R-9903 Std-20-30-60	2-5/64, 1-3/16; Speed-Pro plasma-moly Perf. ring set
1	Standard Set	72	E-251X Std-10-20-30-40-60-80	2-5/64, 1-3/16; Iron
8	Premium Single Cylinder Set	72	WE-251K Std-30-40-60	2-5/64, 1-3/16; Premium Moly
8	Standard Single Cylinder Set	72	WE-251X Std-30-40-60	2-5/64, 1-3/16; Iron
QTY	SLEEVE	YEARS	PART NO.	DESCRIPTION
8	Repair Sleeve	72	SL-22Y Std Only	1/8" wall, must be cut to correct length; O.A.L. 10.250"
8	Repair Sleeve	72	SL-350M Std Only	3/32" wall, cut to length; Press fit sleeve
8	Repair Sleeve	72	SL-22M Std Only	3/32" wall, must be cut to correct length; O.A.L. 10.250"
QTY	ENGINE BEARINGS	YEARS	PART NO.	DESCRIPTION
1	Main Set	72	4663M Std-1-2-10-20-30-40-60	
1	Main Set	72	6688M 10 10-20-30	.020" O/S length flange brg.
1	Main Set	72	4663MA Std-1-2-10-20-30-40-60	A-Series aluminum bearings
1	Main Set	72	7329MA 10 10-20	A-Series aluminum bearings; .010" O/S length flange brg.
1	Main Set	72	7274MA 10X20 10X20	A-Series aluminum bearings; w/.020" O/S OD
1	Rod Set	72	8-2555CP Std-1-10-20-30-40-50	8-2555CA 60 avail. as unplated & resizeable; Overplated copper-lead alloy
1	Rod Set	72	8-2555A Std-1-10-20-30-40-50-60	A-Series aluminum bearings

(continued on next page)

GMC Truck (Incl. SUV's)

70 350 5.7L (5736cc) OHV V8 (16 Valve) (Chevrolet), 4" Bore (GMC Eng.), 4 Bbl. "VIN J" 1972
(cont.)

BLOCK	ENGINE BEARINGS				
	QTY	(cont.)	YEARS	PART NO.	DESCRIPTION
	1	Rod Set	72	8-2555A 10X2	10X2-20X2-30X2-40X2 A-Series aluminum bearings ; Use in .002" O/S Rod Bore
	1	Rod Set	72	8-2555CA 60	60 Unplated & resizeable
	1	Rod Set	72	8-2555CP 10X2 + 10X2-20X2	Use in .002" O/S Rod Bore; Overplated copper-lead alloy; Superseded - When depleted use 8-2555A 10X2
	8	Rod Pair	72	2555A	Std-1-2-10-20-30-40-50-60 A-Series aluminum bearings
	8	Rod Pair	72	2555CP	Std-1-2-10-20-30-40-50 Overplated copper-lead alloy
	8	Rod Pair	72	2555CA 60	60 Unplated & resizeable
	8	Rod Pair	72	2555CP 10X2 + 10X2-20X2	Use in .002" O/S Rod Bore; Superseded - When depleted use 2555A 10X2
	1	Cam Set	72	1750M	Std Only 2.030" housing bore
1	Cam Set	72	1235M	Std-1-10 Babbitt material; Full round design	
1	Cam Set	72	1749M	Std Only Bi-Metal Aluminum	
1	Cam Set	72	2100M	Std Only Race Performance	
BLOCK	OIL PUMP				
	QTY		YEARS	PART NO.	DESCRIPTION
	1	Oil Pump	72	224-4146	5/8" inlet
	1	Oil Pump	72	224-4143	High Volume, check pan for clearance; 5/8" inlet; Use shaft w/steel guide
	1	Inter. Shaft	72	224-6146E	Has steel shaft guide; Eliminates nylon shaft guide
	1	Inter. Shaft	72	224-6146	Use w/nylon shaft guide
	1	Oil Pump Shaft Guide	72	224-43343	Nylon
	1	Screen Assy.	72	224-1246	Chevrolet El Camino Base, Custom GMC Sprint Base, Custom; 5/8" inlet tube
1	Screen Assy.	72	224-1146	Exc. Chevrolet El Camino Base, Custom GMC Sprint Base, Custom; VINTAGE; 5/8" inlet	
BLOCK	GASKETS				
	QTY		YEARS	PART NO.	DESCRIPTION
	1	Kit Gasket Set	72	260-1000	VINTAGE; Head bolts not incl.
1	Kit Gasket Set	72	260-1000AT	VINTAGE; Head bolts not incl.; PermaDryPlus® valve cover & oil pan gskts. incl.; PermaDryPlus® water outlet gskt. incl.	
2	Head Bolt Set	72	260-2500	Std Only Replacement recommended	
BLOCK	FREEZE PLUGS				
	QTY		YEARS	PART NO.	DESCRIPTION
	1	Brass Block Plug Kit	72	381-8007	
	1	Steel Block Plug Kit	72	381-4011	
	1	Brass Deep Cup Freeze Plug	72	381-9001	VINTAGE; 1.625" Diameter
	1	Steel Deep Cup Freeze Plug	72	381-3095	0.500" Diameter
	1	Steel Deep Cup Freeze Plug	72	381-3041	1.625" Diameter
1	Steel Shallow Cup Freeze Plug	72	381-2078	2.109" Diameter	

71 350 5.7L (5736cc) OHV V8 (16 Valve) (Chevrolet), 4" Bore (GMC Eng.), 4 Bbl. "VIN K" 1973-1971

VALVE TRAIN	TIMING				
	QTY		YEARS	PART NO.	DESCRIPTION
	1	3 Piece Set	73-71	KT3-163S	Incl. double rlr. type chain; (1) 222-163; (1) 223-288; (1) 223-289
	1	3 Piece Set	73-71	KT3-499S	Powdered Metal Crank Sprocket; w/.405" tooth width sprocket; (1) 222-499; (1) 223-390; (1) 223-391
	1	Timing Set w/Gaskets	73-71	CTS-1002	VINTAGE; Incl. double rlr. type chain
	1	Timing Set w/Gaskets	73-71	CTS-1001	VINTAGE; w/.405" tooth width sprocket
	1	Timing Chain	73-71	222-163	Double rlr.; 58 Links
	1	Timing Chain	73-71	222-499	Use w/.405" tooth width sprocket; 46 Links
	1	Crank Sprocket	73-71	223-289	Double row; 22 Teeth
	1	Crank Sprocket	73-71	223-391	Powdered metal; .405" tooth width sprocket; 18 Teeth
1	Cam Sprocket	73-71	223-390	.405" tooth width sprocket; 36 Teeth	
1	Cam Sprocket	73-71	223-288	Double row; 44 Teeth	
1	Cam Sprocket	73-71	223-390N	Nylon; .405" tooth width sprocket; 36 Teeth	
VALVE TRAIN	CAMSHAFT/LIFTER				
	QTY		YEARS	PART NO.	DESCRIPTION
	1	Camshaft	73-71	CS-274	Exc. Calif. Emis.; Hydraulic, (050) Duration at .050 Lobe Lift, 203 Exh., 194 Int., 112 Degrees Lobe Separation
	1	Performance Cam	73-71	CS-1103R	Emissions Legal Cam; CARB E.O. No. D-292-1; Pro-1500 Perf. Cam; 0.42" Exh. Valve Lift, 0.398" Int. Valve Lift, Hydraulic, (050) Duration at .050 Lobe Lift, 204 Exh., 194 Int., 112 Degrees Lobe Separation
1	Performance Cam	73-71	CS-1014R	Emissions Legal Cam; CARB E.O. No. D-292-1; Pro-2000 Perf. Cam; 0.443" Exh. Valve Lift, 0.42" Int. Valve Lift, Hydraulic, (050) Duration at .050 Lobe Lift, 214 Exh., 204 Int., 112 Degrees Lobe Separation	

(continued on next page)

GMC Truck (Incl. SUV's)

350 5.7L (5736cc) OHV V8 (16 Valve) (Chevrolet), 4" Bore (GMC Eng.), 4 Bbl. "VIN K" 1973-1971 **71**
(cont.)

QTY	CAMSHAFT/LIFTER	YEARS	PART NO.	DESCRIPTION
1	(cont.) Performance Cam	73-71	CS-1106R	Emissions Legal Cam; CARB E.O. No. D-292-1; Pro-3000 Perf. Cam; 0.465" Exh. Valve Lift, 0.443" Int. Valve Lift, Hydraulic, (050) Duration at .050 Lobe Lift, 224 Exh., 214 Int., 112 Degrees Lobe Separation
1	Prelube		55-403 Std Only	1.5 oz. packet
1	Prelube		55-400 Std Only	4 oz. bottle; 1.5 oz. packet No. 55-403 also avail.
16	Lifter	73-71	HT-817 Std Only	Hyd.
16	Lifter	73-71	HT-817R Std Only	Speed-Pro Hi-Revolution Hyd.
16	Lifter, Bulk	73-71	HT-817B Std Only	Hyd.; Carton of 128
16	Lifter, Bulk	73-71	HT-817RB Std Only	Speed-Pro Hi-Revolution Hyd.; Carton of 128
QTY	CAM KIT	YEARS	PART NO.	DESCRIPTION
1	Cam/Lifter Kit	73-71	KC-1103R	Emissions Legal Cam; CARB E.O. No. D-292-1; Hyd.; Pro-1500 Perf. Cam; Duration at .050", 194 Int., 204 Exh.; Valve lift .398" Int., .420" Exh.; Lobe Separation 112 Degrees; (1) 55-403B; (1) CS-1103R; (16) HT-817
1	Cam/Lifter Kit	73-71	KC-1014R	Emissions Legal Cam; CARB E.O. No. D-292-1; Hyd.; Pro-2000 Perf. Cam; Duration at .050", 204 Int., 214 Exh.; Valve lift .420" Int., .443" Exh.; Lobe Separation 112 Degrees; (1) 55-403B; (1) CS-1014R; (16) HT-817
1	Cam/Lifter Kit	73-71	KC-1106R	Emissions Legal Cam; CARB E.O. No. D-292-1; Hyd.; Pro-3000 Perf. Cam; Duration at .050", 214 Int., 224 Exh.; Valve lift .443" Int., .465" Exh.; Lobe Separation 112 Degrees; (1) 55-403B; (1) CS-1106R; (16) HT-817
1	Cam/Lifter Kit	73-71	KC-274	Exc. Calif. Emis.; Hyd.; (1) 55-403B; (1) CS-274; (16) HT-817
1	Cam/Lifter/Timing Kit	73-71	KCT-1014R	Emissions Legal Cam; CARB E.O. No. D-292-1; Hyd.; Pro-2000 Perf. Cam; Duration at .050", 204 Int., 214 Exh.; Valve lift .420" Int., .443" Exh.; Lobe Separation 112 Degrees; (1) 55-403B; (1) CS-1014R; (1) CTS-1100NR; (16) HT-817
1	Cam/Lifter/Timing Kit	73-71	KCT-274C	Exc. Calif. Emis.; Hyd.; Incl. double rlr. type chain; (1) 55-403B; (1) CS-274; (16) HT-817; (1) KT3-163S
1	Cam/Lifter/Timing Kit	73-71	KCT-274	Exc. Calif. Emis.; Hyd.; w/.405" tooth width sprocket; (1) 55-403B; (1) CS-274; (16) HT-817; (1) KT3-499S
QTY	PUSH ROD	YEARS	PART NO.	DESCRIPTION
16	Push Rod	73-71	RP-3093 Std Only	7.7940" O.A.L.
16	Push Rod	73-71	RP-3212R Std-100-150-200	Chrome-Moly; 7.7900" O.A.L.
16	Push Rod, Bulk	73-71	BRP-3093 Std Only	Carton of 100; 7.7940" O.A.L.
16	Push Rod, Bulk	73-71	BRP-3212R Std-100	Chrome-Moly; Carton of 100; 7.7900" O.A.L.
8	Push Rod Guide Plate	73-71	MR-1930 Std Only	Speed-Pro flat guide plate for 3/8" dia. push rods; Requires screw-in studs
8	Push Rod Guide Plate	73-71	MR-1896 Std Only	Speed-Pro flat guide plate for 5/16" dia. push rods; Requires screw-in studs
8	Push Rod Guide Plate	73-71	MR-1892 Std Only	Speed-Pro stepped guide plate for 3/8" dia. push rods; Requires screw-in studs
8	Push Rod Guide Plate	73-71	MR-1891 Std Only	Speed-Pro stepped guide plate for 5/16" dia. push rods; Requires screw-in studs
QTY	ROCKER PARTS	YEARS	PART NO.	DESCRIPTION
16	Arm Assy.	73-71	R-826 Std Only	Incl. arm, ball & nut
16	Arm Assy., Bulk	73-71	R-826B Std Only	Incl. arm, ball & nut; Carton of 64
16	Arm	73-71	R-826A Std Only	
16	Rocker Arm Ball	73-71	MR-1783 Std Only	
16	Nut	73-71	MR-1751 Std Only	Self-locking, 3/8" x 24 threads
16	Stud	73-71	MR-1752 Std Only	.003" O/S; 3/8" x 24 x 2.495"
16	Stud	73-71	MR-1949 Std Only	.372" x 24 x 2.495"
16	Stud	73-71	MR-1865RS Std Only	Speed-Pro 3/8" dia. Perf. screw-in stud; requires head machining
QTY	VALVE	YEARS	PART NO.	DESCRIPTION
8	Exhaust	73-71	V-1904 Std-3-15-30	Chrome plated stem; 1.5000" Head Dia., 0.3414" Stem Dia., 4.9280" O.A.L.
8	Exhaust	73-71	V-1888X Std Only	Chrome plated stem; Stellite face; 1.5000" Head Dia., 0.3412" Stem Dia., 4.9230" O.A.L.
8	Exhaust	73-71	V-1199 Std-3-5-15-30	VINTAGE; 1.5000" Head Dia., 0.3415" Stem Dia., 4.9280" O.A.L.
8	Exhaust, Bulk	73-71	V-1904B Std-15	Chrome plated stem; Carton of 25; 1.5000" Head Dia., 0.3414" Stem Dia., 4.9280" O.A.L.
8	Exhaust, Bulk	73-71	V-1199B Std Only	VINTAGE; Carton of 25; 1.5000" Head Dia., 0.3415" Stem Dia., 4.9280" O.A.L.
8	Intake	73-71	V-1927 Std-15	Chrome plated stem; 1.7200" Head Dia., 0.3413" Stem Dia., 4.9170" O.A.L.

VALVE TRAIN

VALVE TRAIN

(continued on next page)

GMC Truck (Incl. SUV's)

71 350 5.7L (5736cc) OHV V8 (16 Valve) (Chevrolet), 4" Bore (GMC Eng.), 4 Bbl. "VIN K" 1973-1971
(cont.)

QTY	VALVE (cont.)	YEARS	PART NO.	DESCRIPTION
8	Intake	73-71	V-1926 Std-3-15	Chrome plated stem; 1.9400" Head Dia., 0.3414" Stem Dia., 4.8800" O.A.L.
8	Intake	73-71	V-1926Y 15 15	Chrome plated stem; w/.708" reduced end length; 1.9400" Head Dia., 0.3564" Stem Dia., 4.8800" O.A.L.
8	Intake	73-71	V-1928 Std Only	VINTAGE; Chrome plated stem; 1.7200" Head Dia., 0.3420" Stem Dia., 4.9170" O.A.L.
8	Intake, Bulk	73-71	V-1927B Std Only	Chrome plated stem; Carton of 25; 1.7200" Head Dia., 0.3413" Stem Dia., 4.9170" O.A.L.
8	Intake, Bulk	73-71	V-1926B Std-15	Chrome plated stem; Carton of 25; 1.9400" Head Dia., 0.3410" Stem Dia., 4.8800" O.A.L.
QTY	VALVE GUIDE	YEARS	PART NO.	DESCRIPTION
8	Guide	73-71	VG-5046 Std Only	Loc. Exh.; .502" OD; 0.3740" ID, 2.2500" O.A.L
8	Guide	73-71	VG-5038 Std Only	Loc. Int.; 0.3430" ID, 2.1200" O.A.L
8	Guide, Bulk	73-71	VG-5038B Std Only	Loc. Int.; Carton of 50; 0.3430" ID, 2.1200" O.A.L
QTY	VALVE SPRING	YEARS	PART NO.	DESCRIPTION
8	Spring	73	VS-727 Std Only	Loc. Exh.; Incl. damper; 1.9100" Free Height
8	Spring	73-71	VS-677 Std Only	Loc. Int.; Incl. damper; 2.0300" Free Height
8	Spring	72-71	VS-677 Std Only	Loc. Exh.; Incl. damper; 2.0300" Free Height
8	Spring	72-71	VS-739R Std Only	Loc. Exh.; Optional-H/D; 2.0000" Free Height
8	Spring	72-71	VS-739R Std Only	Loc. Int.; Optional-H/D; 2.0000" Free Height
8	Spring, Bulk	73	VS-727B Std Only	Loc. Exh.; Incl. damper; Carton of 250; 1.9100" Free Height
8	Spring, Bulk	73-71	VS-677B Std Only	Loc. Int.; Incl. damper; Carton of 250; 2.0300" Free Height
8	Spring, Bulk	72-71	VS-677B Std Only	Loc. Exh.; Incl. damper; Carton of 250; 2.0300" Free Height
8	Spring, Bulk	72-71	VS-739RB Std Only	Loc. Exh.; Optional-H/D; Carton of 300; 2.0000" Free Height
8	Spring, Bulk	72-71	VS-739RB Std Only	Loc. Int.; Optional-H/D; Carton of 300; 2.0000" Free Height
QTY	VALVE SEAL	YEARS	PART NO.	DESCRIPTION
8	Valve Stem Seal	73-71	MV-1903 Std Only	Loc. Exh.; Use w/repair guide; Positive type; (RBB) Rubber
8	Valve Stem Seal	73-71	ST-2001 Std Only	Loc. Exh.; w/.343" stem dia.; Positive type; Installation requires valve guide machining; (RBBTF) Rubber/PTFE
8	Valve Stem Seal	73-71	ST-2004 Std Only	Loc. Exh.; w/.375" stem dia.; Positive type; Installation requires valve guide machining; (RBBTF) Rubber/PTFE
8	Valve Stem Seal	73-71	MV-1903 Std Only	Loc. Int.; Use w/repair guide; Positive type; (RBB) Rubber
8	Valve Stem Seal	73-71	ST-2001 Std Only	Loc. Int.; w/.343" stem dia.; Positive type; Installation requires valve guide machining; (RBBTF) Rubber/PTFE
8	Valve Stem Seal	73-71	ST-2004 Std Only	Loc. Int.; w/.375" stem dia.; Positive type; Installation requires valve guide machining; (RBBTF) Rubber/PTFE
16	Valve Stem Seal	73-71	MV-1233C Std Only	O-Ring; (RBB) Rubber
16	Valve Stem Seal	73-71	MV-1598C Std Only	Umbrella type; (RBB) Rubber
8	Valve Stem Seal Bulk	73-71	ST-2001BC Std Only	Loc. Exh.; w/.343" stem dia.; Positive type; Installation requires valve guide machining; Carton of 100; (RBBTF) Rubber/PTFE
8	Valve Stem Seal Bulk	73-71	ST-2004BC Std Only	Loc. Exh.; w/.375" stem dia.; Positive type; Installation requires valve guide machining; Carton of 100; (RBBTF) Rubber/PTFE
8	Valve Stem Seal Bulk	73-71	ST-2001BC Std Only	Loc. Int.; w/.343" stem dia.; Positive type; Installation requires valve guide machining; Carton of 100; (RBBTF) Rubber/PTFE
8	Valve Stem Seal Bulk	73-71	ST-2004BC Std Only	Loc. Int.; w/.375" stem dia.; Positive type; Installation requires valve guide machining; Carton of 100; (RBBTF) Rubber/PTFE
16	Valve Stem Seal Bulk	73-71	MV-1233 Std Only	O-Ring; Carton of 100; (RBB) Rubber
16	Valve Stem Seal Bulk	73-71	MV-1598 Std Only	Umbrella type; Carton of 100; (RBB) Rubber
QTY	VALVE SEAT	YEARS	PART NO.	DESCRIPTION
8	Seat	73-71	245-1562-1 Std Only	Loc. Exh.; 1.5675" OD, 1.3125" ID, 0.2160" Depth
8	Seat	73-71	245-1562-1N Std Only	Loc. Exh.; Premium Material; 1.5675" OD, 1.3125" ID, 0.2160" Depth
8	Seat	73-71	245-2125-1 Std Only	Loc. Int.; Use w/V-1926; 2.1305" OD, 1.8125" ID, 0.2480" Depth
QTY	VALVE, MISC	YEARS	PART NO.	DESCRIPTION
32	Keeper	73-71	VK-115A Std Only	1 groove; Square cut key groove; Carton pack 24
32	Keeper	73-71	VK-115 Std Only	1 groove; Square cut key groove; Carton pack 32
32	Keeper	73-71	VK-115R Std Only	1 groove; Square cut key groove; Hardened
32	Keeper, Bulk	73-71	VK-115B Std Only	1 groove; Square cut key groove; Carton of 1000
16	Spring Insert	73-71	259-203C Std Only	.015"; Carton of 100
16	Spring Insert	73-71	259-203B Std Only	.030"; Carton of 100
16	Spring Insert	73-71	259-203BRS Std Only	.030"; Carton of 500
16	Spring Insert	73-71	259-203A Std Only	.060"; Carton of 100
16	Spring Insert	73-71	259-203ARS Std Only	.060"; Carton of 500
8	Rotocap	73	RC-157S Std Only	Loc. Exh.

VALVE TRAIN

VALVE TRAIN

(continued on next page)

GMC Truck (Incl. SUV's)

350 5.7L (5736cc) OHV V8 (16 Valve) (Chevrolet), 4" Bore (GMC Eng.), 4 Bbl. "VIN K" 1973-1971 71
(cont.)

QTY	PISTON	YEARS	PART NO.	DESCRIPTION
8	Cast Piston	73-71	H423DCP * Std-20-30-40-60-80	Hypereutectic; w/machined valve reliefs and circlip grooves; Use w/LR-63 lock ring for floated applications; .9275" Pin Dia.; 2 Rings 5/64 Groove, 1 Ring 3/16 Groove, 1.548 CD, .098 dish, 4 reliefs; Use w/Lock Ring LR-63; DUROSHIELD® skirt coated piston
8	Cast Piston	73-71	H423ACP 40 + 40-60-80	Hypereutectic; w/machined valve reliefs and circlip grooves; Use w/LR-63 lock ring for floated applications; .9275" Pin Dia.; 2 Rings 5/64 Groove, 1 Ring 3/16 Groove, 1.548 CD, Recessed Head .098" deep x 2.771" dia. w/4 valve reliefs; DUROSHIELD® skirt coated piston; Superseded - When depleted use H423DCP 40
8	Cast Piston	73-71	H423NP 20 20	Perf. or reg. duty operation; Not O.E. duplicate Wt.; Use in sets only; Hypereutectic; .9275" Pin Dia.; 2 Rings 5/64 Groove, 1 Ring 3/16 Groove, 1.540 CD, .100 dish, 4 reliefs
8	Cast Piston - Individual	73-71	WH423DCP Std-20-30-40-60	Hypereutectic; w/machined valve reliefs and circlip grooves; Use w/LR-63 lock ring for floated applications; .9275" Pin Dia.; 2 Rings 5/64 Groove, 1 Ring 3/16 Groove, 1.548 CD, .098 dish, 4 reliefs; Use w/Lock Ring LR-63; DUROSHIELD® skirt coated piston
8	Cast Piston - Individual	73-71	WH423ACP + Std-20-30-40-60	Hypereutectic; w/machined valve reliefs and circlip grooves; Use w/LR-63 lock ring for floated applications; .9275" Pin Dia.; 2 Rings 5/64 Groove, 1 Ring 3/16 Groove, 1.548 CD, Recessed Head .098" deep x 2.771" dia. w/4 valve reliefs; DUROSHIELD® skirt coated piston; Superseded - When depleted use WH423DCP
1	Cast Piston Set w/Prem. Rings	73-71	8KH618CP 30 30-40-60	Hypereutectic; 0.9275" Pin Dia.; 2 Rings 5/64 Groove, 1 Ring 3/16 Groove, 1.560 CD, Domed Head .125 high w/2 valve reliefs. DUROSHIELD® skirt coated piston.
1	Cast Piston Set w/Prem. Rings	73-71	8KH423ACP 30 + 30-40-60	Hypereutectic; w/machined valve reliefs and circlip grooves; Use w/LR-63 lock ring for floated applications; .9275" Pin Dia.; 2 Rings 5/64 Groove, 1 Ring 3/16 Groove, 1.548 CD, Recessed Head .098" deep x 2.771" dia. w/4 valve reliefs; DUROSHIELD® skirt coated piston; Superseded - When depleted use 8KH423DCP 30
1	Cast Piston Set w/Prem. Rings	73-71	8KH423DCP 30 30-40-60	Hypereutectic; w/machined valve reliefs and circlip grooves; Use w/LR-63 lock ring for floated applications; .9275" Pin Dia.; 2 Rings 5/64 Groove, 1 Ring 3/16 Groove, Recessed Head .098" deep x 2.771" dia. w/4 valve reliefs; DUROSHIELD® skirt coated piston
8	POWERFORGED	73-71	L-2403NF Std-20-30-40-60	Powerforged; 0.9275" Pin Dia.; 2 Rings 5/64 Groove, 1 Ring 3/16 Groove, 1.562 CD, Recessed Head .068 deep. DUROSHIELD® skirt coated piston.
8	POWERFORGED Piston-Individual	73-71	WL-2403NF Std-20-30-40-60	Powerforged; 0.9275" Pin Dia.; 2 Rings 5/64 Groove, 1 Ring 3/16 Groove, 1.562 CD, Recessed Head .068 deep. DUROSHIELD® skirt coated piston.
1	POWERFORGED Piston Set w/Rings	73-71	8KL2256F 30 30-40-60	Powerforged; 0.9272" Pin Dia.; 2 Rings 5/64 Groove, 1 Ring 3/16 Groove, 1.563 CD, Flat Head w/4 valve reliefs. DUROSHIELD® skirt coated piston.
8	Pin	73-71	P-2208 Std-3-5-0015	Use w/L-2256F or L-2403NF piston; 0.6200" Inside Dia., 0.9272" Outside Dia.
QTY	RINGS	YEARS	PART NO.	DESCRIPTION
1	Premium Set	73-71	E-251KC Std-20-30-40-60	2-5/64, 1-3/16; Premium Chrome
1	Premium Set	73-71	E-251K Std-10-20-30-40-60	2-5/64, 1-3/16; Premium Moly
1	Premium Set	73-71	R-9903 Std-20-30-60	2-5/64, 1-3/16; Speed-Pro plasma-moly Perf. ring set
1	Standard Set	73-71	E-251X Std-10-20-30-40-60-80	2-5/64, 1-3/16; Iron
8	Premium Single Cylinder Set	73-71	WE-251K Std-30-40-60	2-5/64, 1-3/16; Premium Moly
8	Standard Single Cylinder Set	73-71	WE-251X Std-30-40-60	2-5/64, 1-3/16; Iron
QTY	SLEEVE	YEARS	PART NO.	DESCRIPTION
8	Repair Sleeve	73-71	SL-22Y Std Only	1/8" wall, must be cut to correct length; O.A.L. 10.250"
8	Repair Sleeve	73-71	SL-350M Std Only	3/32" wall, cut to length; Press fit sleeve
8	Repair Sleeve	73-71	SL-22M Std Only	3/32" wall, must be cut to correct length; O.A.L. 10.250"
QTY	ENGINE BEARINGS	YEARS	PART NO.	DESCRIPTION
1	Main Set	73-71	4663M Std-1-2-10-20-30-40-60	
1	Main Set	73-71	6688M 10 10-20-30	.020" O/S length flange brg.
1	Main Set	73-71	4663MA Std-1-2-10-20-30-40-60	A-Series aluminum bearings
1	Main Set	73-71	7329MA 10 10-20	A-Series aluminum bearings; .010" O/S length flange brg.
1	Main Set	73-71	7274MA 10X20 10X20	A-Series aluminum bearings; w/.020" O/S OD
1	Rod Set	73-71	8-2555CP Std-1-10-20-30-40-50	8-2555CA 60 avail. as unplated & resizeable; Overplated copper-lead alloy
1	Rod Set	73-71	8-2555A Std-1-10-20-30-40-50-60	A-Series aluminum bearings

(continued on next page)

GMC Truck (Incl. SUV's)

71 350 5.7L (5736cc) OHV V8 (16 Valve) (Chevrolet), 4" Bore (GMC Eng.), 4 Bbl. "VIN K" 1973-1971
(cont.)

BLOCK	ENGINE BEARINGS				
	QTY	(cont.)	YEARS	PART NO.	DESCRIPTION
	1	Rod Set	73-71	8-2555A 10X2 10X2-20X2-30X2-40X2	A-Series aluminum bearings ; Use in .002" O/S Rod Bore
	1	Rod Set	73-71	8-2555CA 60 60	Unplated & resizeable
	1	Rod Set	73-71	8-2555CP 10X2 + 10X2-20X2	Use in .002" O/S Rod Bore; Overplated copper-lead alloy; Superseded - When depleted use 8-2555A 10X2
	8	Rod Pair	73-71	2555A Std-1-2-10-20-30-40-50-60	A-Series aluminum bearings
	8	Rod Pair	73-71	2555CP Std-1-2-10-20-30-40-50	Overplated copper-lead alloy
	8	Rod Pair	73-71	2555CA 60 60	Unplated & resizeable
	8	Rod Pair	73-71	2555CP 10X2 + 10X2-20X2	Use in .002" O/S Rod Bore; Superseded - When depleted use 2555A 10X2
	1	Cam Set	73-71	1750M Std Only	2.030" housing bore
1	Cam Set	73-71	1235M Std-1-10	Babbitt material; Full round design	
1	Cam Set	73-71	1749M Std Only	Bi-Metal Aluminum	
1	Cam Set	73-71	2100M Std Only	Race Performance	
BLOCK	OIL PUMP				
	QTY		YEARS	PART NO.	DESCRIPTION
	1	Oil Pump	73-71	224-4146	5/8" inlet
	1	Oil Pump	73-71	224-4143	High Volume, check pan for clearance; 5/8" inlet; Use shaft w/steel guide
	1	Inter. Shaft	73-71	224-6146E	Has steel shaft guide; Eliminates nylon shaft guide
	1	Inter. Shaft	73-71	224-6146	Use w/nylon shaft guide
	1	Oil Pump Shaft Guide	73-71	224-43343	Nylon
	1	Screen Assy.	73-72	224-1246	5/8" inlet tube
	1	Screen Assy.	71	224-1246	Exc. Chevrolet K20 Suburban Base; 5/8" inlet tube
	1	Screen Assy.	71	224-1146	Chevrolet K20 Suburban Base; VINTAGE; 5/8" inlet
BLOCK	GASKETS				
	QTY		YEARS	PART NO.	DESCRIPTION
	1	Kit Gasket Set	73-71	260-1000	VINTAGE; Head bolts not incl.
1	Kit Gasket Set	73-71	260-1000AT	VINTAGE; Head bolts not incl.; PermaDryPlus® valve cover & oil pan gskts. incl.; PermaDryPlus® water outlet gskt. incl.	
2	Head Bolt Set	73-71	260-2500 Std Only	Replacement recommended	
BLOCK	FREEZE PLUGS				
	QTY		YEARS	PART NO.	DESCRIPTION
	1	Brass Block Plug Kit	73-71	381-8007	
	1	Steel Block Plug Kit	73-71	381-4011	
	1	Brass Deep Cup Freeze Plug	73-71	381-9001	VINTAGE; 1.625" Diameter
	1	Steel Deep Cup Freeze Plug	73-71	381-3095	0.500" Diameter
	1	Steel Deep Cup Freeze Plug	73-71	381-3041	1.625" Diameter
1	Steel Shallow Cup Freeze Plug	73-71	381-2078	2.109" Diameter	

72 350 5.7L (5736cc) OHV V8 (16 Valve) (Chevrolet), 4" Bore (GMC Eng.), 4 Bbl. "VIN L" 1980-1972

VALVE TRAIN	TIMING				
	QTY		YEARS	PART NO.	DESCRIPTION
	1	3 Piece Set	80-72	KT3-163S	Incl. double rlr. type chain; (1) 222-163; (1) 223-288; (1) 223-289
	1	3 Piece Set	80-72	KT3-499S	Powdered Metal Crank Sprocket; w/.405" tooth width sprocket; (1) 222-499; (1) 223-390; (1) 223-391
	1	Timing Set w/Gaskets	80-75	CTS-1003	Incl. double rlr. type chain
	1	Timing Set w/Gaskets	80-75	CTS-1000	w/.405" tooth width sprocket
	1	Timing Set w/Gaskets	74-72	CTS-1002	VINTAGE; Incl. double rlr. type chain
	1	Timing Set w/Gaskets	74-72	CTS-1001	VINTAGE; w/.405" tooth width sprocket
	1	Timing Chain	80-72	222-163	Double rlr.; 58 Links
	1	Timing Chain	80-72	222-499	Use w/.405" tooth width sprocket; 46 Links
1	Crank Sprocket	80-72	223-289	Double row; 22 Teeth	
1	Crank Sprocket	80-72	223-391	Powdered metal; .405" tooth width sprocket; 18 Teeth	
1	Cam Sprocket	80-72	223-390	.405" tooth width sprocket; 36 Teeth	
1	Cam Sprocket	80-72	223-288	Double row; 44 Teeth	
1	Cam Sprocket	80-72	223-390N	Nylon; .405" tooth width sprocket; 36 Teeth	
VALVE TRAIN	CAMSHAFT/LIFTER				
	QTY		YEARS	PART NO.	DESCRIPTION
	1	Camshaft	80-75	CS-274	Hydraulic, (050) Duration at .050 Lobe Lift, 203 Exh., 194 Int., 112 Degrees Lobe Separation
	1	Camshaft	74-72	CS-274	Exc. Calif. Emis.; Hydraulic, (050) Duration at .050 Lobe Lift, 203 Exh., 194 Int., 112 Degrees Lobe Separation
	1	Performance Cam	80-72	CS-1103R	Emissions Legal Cam; CARB E.O. No. D-292-1; Pro-1500 Perf. Cam; 0.42" Exh. Valve Lift, 0.398" Int. Valve Lift, Hydraulic, (050) Duration at .050 Lobe Lift, 204 Exh., 194 Int., 112 Degrees Lobe Separation
1	Performance Cam	80-72	CS-1014R	Emissions Legal Cam; CARB E.O. No. D-292-1; Pro-2000 Perf. Cam; 0.443" Exh. Valve Lift, 0.42" Int. Valve Lift, Hydraulic, (050) Duration at .050 Lobe Lift, 214 Exh., 204 Int., 112 Degrees Lobe Separation	

(continued on next page)

GMC Truck (Incl. SUV's)

350 5.7L (5736cc) OHV V8 (16 Valve) (Chevrolet), 4" Bore (GMC Eng.), 4 Bbl. "VIN L" 1980-1972 72
(cont.)

QTY	CAMSHAFT/LIFTER	YEARS	PART NO.	DESCRIPTION
1	(cont.) Performance Cam	80-72	CS-1106R	Emissions Legal Cam; CARB E.O. No. D-292-1; Pro-3000 Perf. Cam; 0.465" Exh. Valve Lift, 0.443" Int. Valve Lift, Hydraulic, (050) Duration at .050 Lobe Lift, 224 Exh., 214 Int., 112 Degrees Lobe Separation
1	Prelube		55-403 Std Only	1.5 oz. packet
1	Prelube		55-400 Std Only	4 oz. bottle; 1.5 oz. packet No. 55-403 also avail.
16	Lifter	80-72	HT-817 Std Only	Hyd.
16	Lifter	80-72	HT-817R Std Only	Speed-Pro Hi-Revolution Hyd.
16	Lifter, Bulk	80-72	HT-817B Std Only	Hyd.; Carton of 128
16	Lifter, Bulk	80-72	HT-817RB Std Only	Speed-Pro Hi-Revolution Hyd.; Carton of 128
QTY	CAM KIT	YEARS	PART NO.	DESCRIPTION
1	Cam/Lifter Kit	80-72	KC-1103R	Emissions Legal Cam; CARB E.O. No. D-292-1; Hyd.; Pro-1500 Perf. Cam; Duration at .050", 194 Int., 204 Exh.; Valve lift .398" Int., .420" Exh.; Lobe Separation 112 Degrees; (1) 55-403B; (1) CS-1103R; (16) HT-817
1	Cam/Lifter Kit	80-72	KC-1014R	Emissions Legal Cam; CARB E.O. No. D-292-1; Hyd.; Pro-2000 Perf. Cam; Duration at .050", 204 Int., 214 Exh.; Valve lift .420" Int., .443" Exh.; Lobe Separation 112 Degrees; (1) 55-403B; (1) CS-1014R; (16) HT-817
1	Cam/Lifter Kit	80-72	KC-1106R	Emissions Legal Cam; CARB E.O. No. D-292-1; Hyd.; Pro-3000 Perf. Cam; Duration at .050", 214 Int., 224 Exh.; Valve lift .443" Int., .465" Exh.; Lobe Separation 112 Degrees; (1) 55-403B; (1) CS-1106R; (16) HT-817
1	Cam/Lifter Kit	80-75	KC-274	Hyd.; (1) 55-403B; (1) CS-274; (16) HT-817
1	Cam/Lifter Kit	74-72	KC-274	Exc. Calif. Emis.; Hyd.; (1) 55-403B; (1) CS-274; (16) HT-817
1	Cam/Lifter/Timing Kit	80-72	KCT-1014R	Emissions Legal Cam; CARB E.O. No. D-292-1; Hyd.; Pro-2000 Perf. Cam; Duration at .050", 204 Int., 214 Exh.; Valve lift .420" Int., .443" Exh.; Lobe Separation 112 Degrees; (1) 55-403B; (1) CS-1014R; (1) CTS-1100NR; (16) HT-817
1	Cam/Lifter/Timing Kit	80-75	KCT-274C	Hyd.; Incl. double rlr. type chain; (1) 55-403B; (1) CS-274; (16) HT-817; (1) KT3-163S
1	Cam/Lifter/Timing Kit	80-75	KCT-274	Hyd.; w/.405" tooth width sprocket; (1) 55-403B; (1) CS-274; (16) HT-817; (1) KT3-499S
1	Cam/Lifter/Timing Kit	74-72	KCT-274C	Exc. Calif. Emis.; Hyd.; Incl. double rlr. type chain; (1) 55-403B; (1) CS-274; (16) HT-817; (1) KT3-163S
1	Cam/Lifter/Timing Kit	74-72	KCT-274	Exc. Calif. Emis.; Hyd.; w/.405" tooth width sprocket; (1) 55-403B; (1) CS-274; (16) HT-817; (1) KT3-499S
QTY	PUSH ROD	YEARS	PART NO.	DESCRIPTION
16	Push Rod	80-72	RP-3093 Std Only	7.7940" O.A.L.
16	Push Rod	80-72	RP-3212R Std-100-150-200	Chrome-Moly; 7.7900" O.A.L.
16	Push Rod, Bulk	80-72	BRP-3093 Std Only	Carton of 100; 7.7940" O.A.L.
16	Push Rod, Bulk	80-72	BRP-3212R Std-100	Chrome-Moly; Carton of 100; 7.7900" O.A.L.
8	Push Rod Guide Plate	80-72	MR-1930 Std Only	Speed-Pro flat guide plate for 3/8" dia. push rods; Requires screw-in studs
8	Push Rod Guide Plate	80-72	MR-1896 Std Only	Speed-Pro flat guide plate for 5/16" dia. push rods; Requires screw-in studs
8	Push Rod Guide Plate	80-72	MR-1892 Std Only	Speed-Pro stepped guide plate for 3/8" dia. push rods; Requires screw-in studs
8	Push Rod Guide Plate	80-72	MR-1891 Std Only	Speed-Pro stepped guide plate for 5/16" dia. push rods; Requires screw-in studs
QTY	ROCKER PARTS	YEARS	PART NO.	DESCRIPTION
16	Arm Assy.	80-72	R-826 Std Only	Incl. arm, ball & nut
16	Arm Assy., Bulk	80-72	R-826B Std Only	Incl. arm, ball & nut; Carton of 64
16	Arm	80-72	R-826A Std Only	
16	Rocker Arm Ball	80-72	MR-1783 Std Only	
16	Nut	80-72	MR-1751 Std Only	Self-locking, 3/8" x 24 threads
16	Stud	80-72	MR-1752 Std Only	.003" O/S; 3/8" x 24 x 2.495"
16	Stud	80-72	MR-1949 Std Only	.372" x 24 x 2.495"
16	Stud	80-72	MR-1865RS Std Only	Speed-Pro 3/8" dia. Perf. screw-in stud; requires head machining
QTY	VALVE	YEARS	PART NO.	DESCRIPTION
8	Exhaust	80-75	V-1988X Std-3-15	1 groove; Chrome plated stem; Stellite face; 1.5000" Head Dia., 0.3718" Stem Dia., 4.9230" O.A.L.
8	Exhaust	80-72	V-1904 Std-3-15-30	Chrome plated stem; 1.5000" Head Dia., 0.3414" Stem Dia., 4.9280" O.A.L.
8	Exhaust	80-72	V-1888X Std Only	Chrome plated stem; Stellite face; 1.5000" Head Dia., 0.3412" Stem Dia., 4.9230" O.A.L.
8	Exhaust	74-72	V-1199 Std-3-5-15-30	VINTAGE; 1.5000" Head Dia., 0.3415" Stem Dia., 4.9280" O.A.L.

VALVE TRAIN

VALVE TRAIN

(continued on next page)

GMC Truck (Incl. SUV's)

72 350 5.7L (5736cc) OHV V8 (16 Valve) (Chevrolet), 4" Bore (GMC Eng.), 4 Bbl. "VIN L" 1980-1972
(cont.)

VALVE TRAIN

VALVE TRAIN

QTY	VALVE (cont.)	YEARS	PART NO.	DESCRIPTION
8	Exhaust, Bulk	80-75	V-1988XB Std-15	1 groove; Chrome plated stem; Stellite face; Carton of 25; 1.5000" Head Dia., 0.3718" Stem Dia., 4.9230" O.A.L.
8	Exhaust, Bulk	80-72	V-1904B Std-15	Chrome plated stem; Carton of 25; 1.5000" Head Dia., 0.3414" Stem Dia., 4.9280" O.A.L.
8	Exhaust, Bulk	74-72	V-1199B Std Only	VINTAGE; Carton of 25; 1.5000" Head Dia., 0.3415" Stem Dia., 4.9280" O.A.L.
8	Intake	80-72	V-1927 Std-15	Chrome plated stem; 1.7200" Head Dia., 0.3413" Stem Dia., 4.9170" O.A.L.
8	Intake	80-72	V-1926 Std-3-15	Chrome plated stem; 1.9400" Head Dia., 0.3414" Stem Dia., 4.8800" O.A.L.
8	Intake	80-72	V-1926Y 15 15	Chrome plated stem; w/.708" reduced end length; 1.9400" Head Dia., 0.3564" Stem Dia., 4.8800" O.A.L.
8	Intake	74-72	V-1928 Std Only	VINTAGE; Chrome plated stem; 1.7200" Head Dia., 0.3420" Stem Dia., 4.9170" O.A.L.
8	Intake, Bulk	80-72	V-1927B Std Only	Chrome plated stem; Carton of 25; 1.7200" Head Dia., 0.3413" Stem Dia., 4.9170" O.A.L.
8	Intake, Bulk	80-72	V-1926B Std-15	Chrome plated stem; Carton of 25; 1.9400" Head Dia., 0.3410" Stem Dia., 4.8800" O.A.L.
QTY	VALVE GUIDE	YEARS	PART NO.	DESCRIPTION
8	Guide	80-72	VG-5046 Std Only	Loc. Exh.; .502" OD; 0.3740" ID, 2.2500" O.A.L
8	Guide	80-72	VG-5038 Std Only	Loc. Int.; 0.3430" ID, 2.1200" O.A.L
8	Guide, Bulk	80-72	VG-5038B Std Only	Loc. Int.; Carton of 50; 0.3430" ID, 2.1200" O.A.L
QTY	VALVE SPRING	YEARS	PART NO.	DESCRIPTION
8	Spring	80-78	VS-677 Std Only	Loc. Exh.; Incl. damper; 2.0300" Free Height
8	Spring	80-78	VS-739R Std Only	Loc. Exh.; Optional-H/D; 2.0000" Free Height
8	Spring	80-72	VS-677 Std Only	Loc. Int.; Incl. damper; 2.0300" Free Height
8	Spring	80-78	VS-739R Std Only	Loc. Int.; Optional-H/D; 2.0000" Free Height
8	Spring	77-73	VS-727 Std Only	Loc. Exh.; Incl. damper; 1.9100" Free Height
8	Spring	72	VS-677 Std Only	Loc. Exh.; Incl. damper; 2.0300" Free Height
8	Spring	72	VS-739R Std Only	Loc. Exh.; Optional-H/D; 2.0000" Free Height
8	Spring	72	VS-739R Std Only	Loc. Int.; Optional-H/D; 2.0000" Free Height
8	Spring, Bulk	80-78	VS-677B Std Only	Loc. Exh.; Incl. damper; Carton of 250; 2.0300" Free Height
8	Spring, Bulk	80-78	VS-739RB Std Only	Loc. Exh.; Optional-H/D; Carton of 300; 2.0000" Free Height
8	Spring, Bulk	80-72	VS-677B Std Only	Loc. Int.; Incl. damper; Carton of 250; 2.0300" Free Height
8	Spring, Bulk	80-78	VS-739RB Std Only	Loc. Int.; Optional-H/D; Carton of 300; 2.0000" Free Height
8	Spring, Bulk	77-73	VS-727B Std Only	Loc. Exh.; Incl. damper; Carton of 250; 1.9100" Free Height
8	Spring, Bulk	72	VS-677B Std Only	Loc. Exh.; Incl. damper; Carton of 250; 2.0300" Free Height
8	Spring, Bulk	72	VS-739RB Std Only	Loc. Exh.; Optional-H/D; Carton of 300; 2.0000" Free Height
8	Spring, Bulk	72	VS-739RB Std Only	Loc. Int.; Optional-H/D; Carton of 300; 2.0000" Free Height
QTY	VALVE SEAL	YEARS	PART NO.	DESCRIPTION
8	Valve Stem Seal	80-72	MV-1903 Std Only	Loc. Exh.; Use w/repair guide; Positive type; (RBB) Rubber
8	Valve Stem Seal	80-72	ST-2001 Std Only	Loc. Exh.; w/.343" stem dia.; Positive type; Installation requires valve guide machining; (RBBTF) Rubber/PTFE
8	Valve Stem Seal	80-72	ST-2004 Std Only	Loc. Exh.; w/.375" stem dia.; Positive type; Installation requires valve guide machining; (RBBTF) Rubber/PTFE
8	Valve Stem Seal	80-72	MV-1903 Std Only	Loc. Int.; Use w/repair guide; Positive type; (RBB) Rubber
8	Valve Stem Seal	80-72	ST-2001 Std Only	Loc. Int.; w/.343" stem dia.; Positive type; Installation requires valve guide machining; (RBBTF) Rubber/PTFE
8	Valve Stem Seal	80-72	ST-2004 Std Only	Loc. Int.; w/.375" stem dia.; Positive type; Installation requires valve guide machining; (RBBTF) Rubber/PTFE
16	Valve Stem Seal	80-72	MV-1233C Std Only	O-Ring; (RBB) Rubber
16	Valve Stem Seal	80-72	MV-1598C Std Only	Umbrella type; (RBB) Rubber
8	Valve Stem Seal Bulk	80-72	ST-2001BC Std Only	Loc. Exh.; w/.343" stem dia.; Positive type; Installation requires valve guide machining; Carton of 100; (RBBTF) Rubber/PTFE
8	Valve Stem Seal Bulk	80-72	ST-2004BC Std Only	Loc. Exh.; w/.375" stem dia.; Positive type; Installation requires valve guide machining; Carton of 100; (RBBTF) Rubber/PTFE
8	Valve Stem Seal Bulk	80-72	ST-2001BC Std Only	Loc. Int.; w/.343" stem dia.; Positive type; Installation requires valve guide machining; Carton of 100; (RBBTF) Rubber/PTFE
8	Valve Stem Seal Bulk	80-72	ST-2004BC Std Only	Loc. Int.; w/.375" stem dia.; Positive type; Installation requires valve guide machining; Carton of 100; (RBBTF) Rubber/PTFE
16	Valve Stem Seal Bulk	80-72	MV-1233 Std Only	O-Ring; Carton of 100; (RBB) Rubber
16	Valve Stem Seal Bulk	80-72	MV-1598 Std Only	Umbrella type; Carton of 100; (RBB) Rubber
QTY	VALVE SEAT	YEARS	PART NO.	DESCRIPTION
8	Seat	80-72	245-1562-1 Std Only	Loc. Exh.; 1.5675" OD, 1.3125" ID, 0.2160" Depth
8	Seat	80-72	245-1562-1N Std Only	Loc. Exh.; Premium Material; 1.5675" OD, 1.3125" ID, 0.2160" Depth

(continued on next page)

GMC Truck (Incl. SUV's)

350 5.7L (5736cc) OHV V8 (16 Valve) (Chevrolet), 4" Bore (GMC Eng.), 4 Bbl. "VIN L" 1980-1972 72
(cont.)

QTY	VALVE SEAT (cont.)	YEARS	PART NO.	DESCRIPTION
8	Seat	80-72	245-2125-1 Std Only	Loc. Int.; Use w/V-1926; 2.1305" OD, 1.8125" ID, 0.2480" Depth
QTY	VALVE, MISC	YEARS	PART NO.	DESCRIPTION
32	Keeper	80-72	VK-115A Std Only	1 groove; Square cut key groove; Carton pack 24
32	Keeper	80-72	VK-115 Std Only	1 groove; Square cut key groove; Carton pack 32
32	Keeper	80-72	VK-115R Std Only	1 groove; Square cut key groove; Hardened
32	Keeper, Bulk	80-72	VK-115B Std Only	1 groove; Square cut key groove; Carton of 1000
16	Spring Insert	80-72	259-203C Std Only	.015"; Carton of 100
16	Spring Insert	80-72	259-203B Std Only	.030"; Carton of 100
16	Spring Insert	80-72	259-203BRS Std Only	.030"; Carton of 500
16	Spring Insert	80-72	259-203A Std Only	.060"; Carton of 100
16	Spring Insert	80-72	259-203ARS Std Only	.060"; Carton of 500
8	Rotocap	80-73	RC-157S Std Only	Loc. Exh.
QTY	PISTON	YEARS	PART NO.	DESCRIPTION
8	Cast Piston	80	H618CP Std-20-30-40-60	Hypereutectic; For use in RV & Perf. Appl.; 0.9275" Pin Dia.; 2 Rings 5/64 Groove, 1 Ring 3/16 Groove, 1.560 CD, .125 dome, 2 reliefs; DUROSHIELD® skirt coated piston
8	Cast Piston	80-72	H423DCP * Std-20-30-40-60-80	Hypereutectic; w/machined valve reliefs and circlip grooves; Use w/LR-63 lock ring for floated applications; .9275" Pin Dia.; 2 Rings 5/64 Groove, 1 Ring 3/16 Groove, 1.548 CD, .098 dish, 4 reliefs; Use w/Lock Ring LR-63; DUROSHIELD® skirt coated piston
8	Cast Piston	80-72	H423ACP 40 + 40-60-80	Hypereutectic; w/machined valve reliefs and circlip grooves; Use w/LR-63 lock ring for floated applications; .9275" Pin Dia.; 2 Rings 5/64 Groove, 1 Ring 3/16 Groove, 1.548 CD, Recessed Head .098" deep x 2.771" dia. w/4 valve reliefs; DUROSHIELD® skirt coated piston; Superseded - When depleted use H423DCP 40
8	Cast Piston	80-72	H423NP 20 20	Perf. or reg. duty operation; Not O.E. duplicate Wt.; Use in sets only; Hypereutectic; .9275" Pin Dia.; 2 Rings 5/64 Groove, 1 Ring 3/16 Groove, 1.540 CD, .100 dish, 4 reliefs
8	Cast Piston - Individual	80	WH618CP Std-20-30-40-60	Hypereutectic; For use in RV & Perf. Appl.; 0.9275" Pin Dia.; 2 Rings 5/64 Groove, 1 Ring 3/16 Groove, 1.560 CD, .125 dome, 2 reliefs; DUROSHIELD® skirt coated piston
8	Cast Piston - Individual	80-72	WH423DCP Std-20-30-40-60	Hypereutectic; w/machined valve reliefs and circlip grooves; Use w/LR-63 lock ring for floated applications; .9275" Pin Dia.; 2 Rings 5/64 Groove, 1 Ring 3/16 Groove, 1.548 CD, .098 dish, 4 reliefs; Use w/Lock Ring LR-63; DUROSHIELD® skirt coated piston
8	Cast Piston - Individual	80-72	WH423ACP + Std-20-30-40-60	Hypereutectic; w/machined valve reliefs and circlip grooves; Use w/LR-63 lock ring for floated applications; .9275" Pin Dia.; 2 Rings 5/64 Groove, 1 Ring 3/16 Groove, 1.548 CD, Recessed Head .098" deep x 2.771" dia. w/4 valve reliefs; DUROSHIELD® skirt coated piston; Superseded - When depleted use WH423DCP
1	Cast Piston Set w/Prem. Rings	80-72	8KH618CP 30 30-40-60	Hypereutectic; 0.9275" Pin Dia.; 2 Rings 5/64 Groove, 1 Ring 3/16 Groove, 1.560 CD, Domed Head .125 high w/2 valve reliefs. DUROSHIELD® skirt coated piston.
1	Cast Piston Set w/Prem. Rings	80-72	8KH423ACP 30 + 30-40-60	Hypereutectic; w/machined valve reliefs and circlip grooves; Use w/LR-63 lock ring for floated applications; .9275" Pin Dia.; 2 Rings 5/64 Groove, 1 Ring 3/16 Groove, 1.548 CD, Recessed Head .098" deep x 2.771" dia. w/4 valve reliefs; DUROSHIELD® skirt coated piston; Superseded - When depleted use 8KH423DCP 30
1	Cast Piston Set w/Prem. Rings	80-72	8KH423DCP 30 30-40-60	Hypereutectic; w/machined valve reliefs and circlip grooves; Use w/LR-63 lock ring for floated applications; .9275" Pin Dia.; 2 Rings 5/64 Groove, 1 Ring 3/16 Groove, Recessed Head .098" deep x 2.771" dia. w/4 valve reliefs; DUROSHIELD® skirt coated piston
8	POWERFORGED	80	L-2304F Std-30-60	For use in RV Appl.; For use in Perf. Appl.; Powerforged; 0.9275" Pin Dia.; 2 Rings 5/64 Groove, 1 Ring 3/16 Groove, 1.560 CD, .100 dome; DUROSHIELD® skirt coated piston
8	POWERFORGED	80	L-2256F Std-20-30-40-60	For use in RV Appl.; For use in Perf. Appl.; Powerforged; 0.9275" Pin Dia.; 2 Rings 5/64 Groove, 1 Ring 3/16 Groove, 1.563 CD, Flat, 4 reliefs; DUROSHIELD® skirt coated piston
8	POWERFORGED	80-72	L-2403NF Std-20-30-40-60	Powerforged; 0.9275" Pin Dia.; 2 Rings 5/64 Groove, 1 Ring 3/16 Groove, 1.562 CD, Recessed Head .068 deep. DUROSHIELD® skirt coated piston.
8	POWERFORGED Piston-Individual	80	WL-2304F Std-30-60	For use in RV Appl.; For use in Perf. Appl.; Powerforged; 0.9275" Pin Dia.; 2 Rings 5/64 Groove, 1 Ring 3/16 Groove, 1.560 CD, .100 dome; DUROSHIELD® skirt coated piston

BLACK

BLACK

(continued on next page)

* New Item — Check For Availability + Superseded Part Number

GMC Truck (Incl. SUV's)

72 350 5.7L (5736cc) OHV V8 (16 Valve) (Chevrolet), 4" Bore (GMC Eng.), 4 Bbl. "VIN L" 1980-1972
(cont.)

QTY	PISTON (cont.)	YEARS	PART NO.	DESCRIPTION
8	POWERFORGED Piston-Individual	80	WL-2256F Std-20-30-40-60	For use in RV Appl.; For use in Perf. Appl.; Powerforged; 0.9275" Pin Dia.; 2 Rings 5/64 Groove, 1 Ring 3/16 Groove, 1.563 CD, Flat, 4 reliefs; DUROSHIELD® skirt coated piston
8	POWERFORGED Piston-Individual	80-72	WL-2403NF Std-20-30-40-60	Powerforged; 0.9275" Pin Dia.; 2 Rings 5/64 Groove, 1 Ring 3/16 Groove, 1.562 CD, Recessed Head .068 deep. DUROSHIELD® skirt coated piston.
1	POWERFORGED Piston Set w/Rings	80	8KL2256F 30 30-40-60	For use in RV Appl.; For use in Perf. Appl.; Powerforged; 0.9272" Pin Dia.; 2 Rings 5/64 Groove, 1 Ring 3/16 Groove, 1.563 CD, Flat Head w/4 valve reliefs. DUROSHIELD® skirt coated piston.
1	POWERFORGED Piston Set w/Rings	79-72	8KL2256F 30 30-40-60	Powerforged; 0.9272" Pin Dia.; 2 Rings 5/64 Groove, 1 Ring 3/16 Groove, 1.563 CD, Flat Head w/4 valve reliefs. DUROSHIELD® skirt coated piston.
8	Pin	80-72	P-2208 Std-3-5-0015	Use w/L-2256F or L-2403NF piston; 0.6200" Inside Dia., 0.9272" Outside Dia.
QTY	RINGS	YEARS	PART NO.	DESCRIPTION
1	Premium Set	80-72	E-251KC Std-20-30-40-60	2-5/64, 1-3/16; Premium Chrome
1	Premium Set	80-72	E-251K Std-10-20-30-40-60	2-5/64, 1-3/16; Premium Moly
1	Premium Set	80-72	R-9903 Std-20-30-60	2-5/64, 1-3/16; Speed-Pro plasma-moly Perf. ring set
1	Standard Set	80-72	E-251X Std-10-20-30-40-60-80	2-5/64, 1-3/16; Iron
8	Premium Single Cylinder Set	80-72	WE-251K Std-30-40-60	2-5/64, 1-3/16; Premium Moly
8	Standard Single Cylinder Set	80-72	WE-251X Std-30-40-60	2-5/64, 1-3/16; Iron
QTY	SLEEVE	YEARS	PART NO.	DESCRIPTION
8	Repair Sleeve	80-72	SL-22Y Std Only	1/8" wall, must be cut to correct length; O.A.L. 10.250"
8	Repair Sleeve	80-72	SL-350M Std Only	3/32" wall, cut to length; Press fit sleeve
8	Repair Sleeve	80-72	SL-22M Std Only	3/32" wall, must be cut to correct length; O.A.L. 10.250"
QTY	ENGINE BEARINGS	YEARS	PART NO.	DESCRIPTION
1	Main Set	80-72	4663M Std-1-2-10-20-30-40-60	.020" O/S length flange brg.
1	Main Set	80-72	6688M 10 10-20-30	A-Series aluminum bearings
1	Main Set	80-72	4663MA Std-1-2-10-20-30-40-60	A-Series aluminum bearings ; .010" O/S length flange brg.
1	Main Set	80-72	7329MA 10 10-20	A-Series aluminum bearings ; w/.020" O/S OD
1	Main Set	80-72	7274MA 10X20 10X20	8-2555CA 60 avail. as unplated & resizeable; Overplated copper-lead alloy
1	Rod Set	80-72	8-2555CP Std-1-10-20-30-40-50	A-Series aluminum bearings
1	Rod Set	80-72	8-2555A Std-1-10-20-30-40-50-60	A-Series aluminum bearings
1	Rod Set	80-72	8-2555A 10X2 10X2-20X2-30X2-40X2	A-Series aluminum bearings ; Use in .002" O/S Rod Bore
1	Rod Set	80-72	8-2555CA 60 60	Unplated & resizeable
1	Rod Set	80-72	8-2555CP 10X2 + 10X2-20X2	Use in .002" O/S Rod Bore; Overplated copper-lead alloy; Superseded - When depleted use 8-2555A 10X2
8	Rod Pair	80-72	2555A Std-1-2-10-20-30-40-50-60	A-Series aluminum bearings
8	Rod Pair	80-72	2555CP Std-1-2-10-20-30-40-50	Overplated copper-lead alloy
8	Rod Pair	80-72	2555CA 60 60	Unplated & resizeable
8	Rod Pair	80-72	2555CP 10X2 + 10X2-20X2	Use in .002" O/S Rod Bore; Superseded - When depleted use 2555A 10X2
1	Cam Set	80-72	1750M Std Only	2.030" housing bore
1	Cam Set	80-72	1235M Std-1-10	Babbitt material; Full round design
1	Cam Set	80-72	1749M Std Only	Bi-Metal Aluminum
1	Cam Set	80-72	2100M Std Only	Race Performance
QTY	OIL PUMP	YEARS	PART NO.	DESCRIPTION
1	Oil Pump	80-72	224-4146	5/8" inlet
1	Oil Pump	80-72	224-4143	High Volume, check pan for clearance; 5/8" inlet; Use shaft w/steel guide
1	Inter. Shaft	80-72	224-6146E	Has steel shaft guide; Eliminates nylon shaft guide
1	Inter. Shaft	80-72	224-6146	Use w/nylon shaft guide
1	Oil Pump Shaft Guide	80-72	224-43343	Nylon
1	Screen Assy.	80-72	224-1246	5/8" inlet tube
QTY	GASKETS	YEARS	PART NO.	DESCRIPTION
1	Kit Gasket Set	80	260-1045	Head bolts not incl.; Premium valve stem seals incl.
1	Kit Gasket Set	79-72	260-1000	VINTAGE; Head bolts not incl.
1	Kit Gasket Set	79-75	260-1000BT	VINTAGE; Head bolts not incl.; PermaDryPlus® valve cover & oil pan gskts. incl.; PermaDryPlus® water outlet gskt. incl.
1	Kit Gasket Set	74-72	260-1000AT	VINTAGE; Head bolts not incl.; PermaDryPlus® valve cover & oil pan gskts. incl.; PermaDryPlus® water outlet gskt. incl.

(continued on next page)

GMC Truck (Incl. SUV's)

350 5.7L (5736cc) OHV V8 (16 Valve) (Chevrolet), 4" Bore (GMC Eng.), 4 Bbl. "VIN L" 1980-1972 72
(cont.)

BLOCK	QTY	GASKETS (cont.)	YEARS	PART NO.	DESCRIPTION	BLOCK
	2	Head Bolt Set	80-72	260-2500 Std Only	Replacement recommended	
	QTY	FREEZE PLUGS	YEARS	PART NO.	DESCRIPTION	
	1	Brass Block Plug Kit	80-72	381-8007		
	1	Steel Block Plug Kit	80-72	381-4011		
	1	Brass Deep Cup Freeze Plug	80-72	381-9001	VINTAGE; 1.625" Diameter	
	1	Steel Deep Cup Freeze Plug	80-72	381-3095	0.500" Diameter	
1	Steel Deep Cup Freeze Plug	80-72	381-3041	1.625" Diameter		
1	Steel Shallow Cup Freeze Plug	80-72	381-2078	2.109" Diameter		

KITS	RE-RING KIT					PREMIUM KIT NO.	ECONOMY KIT NO.
	YEARS	DESCRIPTION					
	80	Incl. A-Series aluminum bearings ; Premium valve stem seals incl.	Re-ring			205-658	205-158
	80	Incl. A-Series aluminum bearings ; Premium valve stem seals incl.	Re-ring w/Mains			205-658M	205-158M
	OVERHAUL KIT					PREMIUM KIT NO.	ECONOMY KIT NO.
	YEARS	DESCRIPTION					
	80	Premium valve stem seals incl.; Incl. 5/8" inlet oil pump; Incl. double rlr. type chain	Master w/Frg. Pstn. Prm. Rings			MKF-658C	----
	80	Premium valve stem seals incl.; Incl. 5/8" inlet oil pump; w/.405" tooth width sprocket	Master w/Frg. Pstn. Prm. Rings			MKF-658A	----
	80	Premium valve stem seals incl.; Incl. 5/8" inlet oil pump; Incl. double rlr. type chain; Hypereutectic; w/machined valve reliefs and circlip grooves; Incl. H423ACP piston	Master w/o Rods & Mains			505-658CN	505-158CN
	80	Premium valve stem seals incl.; Incl. 5/8" inlet oil pump; w/.405" tooth width sprocket; Hypereutectic; w/machined valve reliefs and circlip grooves; Incl. H423ACP piston	Master w/o Rods & Mains			505-658AN	505-158AN
	80	Incl. A-Series aluminum bearings ; Premium valve stem seals incl.; Incl. 5/8" inlet oil pump; Incl. double rlr. type chain; Hypereutectic; w/machined valve reliefs and circlip grooves; Incl. H423ACP piston	Master			MKP-658CN	MKP-158CN
	80	Incl. A-Series aluminum bearings ; Premium valve stem seals incl.; Incl. 5/8" inlet oil pump; w/.405" tooth width sprocket; Hypereutectic; w/machined valve reliefs and circlip grooves; Incl. H423ACP piston	Master			MKP-658AN	MKP-158AN
	80	Incl. A-Series aluminum bearings ; Premium valve stem seals incl.; Incl. 5/8" inlet oil pump; Incl. double rlr. type chain	Master w/o Pistons			MK-658C	MK-158C
	80	Incl. A-Series aluminum bearings ; Premium valve stem seals incl.; Incl. 5/8" inlet oil pump; w/.405" tooth width sprocket	Master w/o Pistons			MK-658A	MK-158A

350 5.7L (5736cc) OHV V8 (16 Valve) (Chevrolet), 4" Bore (GMC Eng.), 4 Bbl. "VIN M" 1980-1979 73

VALVE TRAIN	QTY	TIMING	YEARS	PART NO.	DESCRIPTION	VALVE TRAIN
	1	3 Piece Set	80-79	KT3-163S	Incl. double rlr. type chain; (1) 222-163; (1) 223-288; (1) 223-289	
	1	3 Piece Set	80-79	KT3-499S	Powdered Metal Crank Sprocket; w/.405" tooth width sprocket; (1) 222-499; (1) 223-390; (1) 223-391	
	1	Timing Set w/Gaskets	80-79	CTS-1003	Incl. double rlr. type chain	
	1	Timing Set w/Gaskets	80-79	CTS-1000	w/.405" tooth width sprocket	
	1	Timing Chain	80-79	222-163	Double rlr.; 58 Links	
	1	Timing Chain	80-79	222-499	Use w/.405" tooth width sprocket; 46 Links	
	1	Crank Sprocket	80-79	223-289	Double row; 22 Teeth	
	1	Crank Sprocket	80-79	223-391	Powdered metal; .405" tooth width sprocket; 18 Teeth	
	1	Cam Sprocket	80-79	223-390	.405" tooth width sprocket; 36 Teeth	
	1	Cam Sprocket	80-79	223-288	Double row; 44 Teeth	
	1	Cam Sprocket	80-79	223-390N	Nylon; .405" tooth width sprocket; 36 Teeth	
	QTY	CAMSHAFT/LIFTER	YEARS	PART NO.	DESCRIPTION	
	1	Camshaft	80-79	CS-274	Hydraulic, (050) Duration at .050 Lobe Lift, 203 Exh., 194 Int., 112 Degrees Lobe Separation	
1	Performance Cam	80-79	CS-1103R	Emissions Legal Cam; CARB E.O. No. D-292-1; Pro-1500 Perf. Cam; 0.42" Exh. Valve Lift, 0.398" Int. Valve Lift, Hydraulic, (050) Duration at .050 Lobe Lift, 204 Exh., 194 Int., 112 Degrees Lobe Separation		

(continued on next page)

GMC Truck (Incl. SUV's)

73 350 5.7L (5736cc) OHV V8 (16 Valve) (Chevrolet), 4" Bore (GMC Eng.), 4 Bbl. "VIN M" 1980-1979
(cont.)

VALVE TRAIN

VALVE TRAIN

QTY	CAMSHAFT/LIFTER	YEARS	PART NO.	DESCRIPTION
1	Performance Cam	80-79	CS-1014R	Emissions Legal Cam; CARB E.O. No. D-292-1; Pro-2000 Perf. Cam; 0.443" Exh. Valve Lift, 0.42" Int. Valve Lift, Hydraulic, (050) Duration at .050 Lobe Lift, 214 Exh., 204 Int., 112 Degrees Lobe Separation
1	Performance Cam	80-79	CS-1106R	Emissions Legal Cam; CARB E.O. No. D-292-1; Pro-3000 Perf. Cam; 0.465" Exh. Valve Lift, 0.443" Int. Valve Lift, Hydraulic, (050) Duration at .050 Lobe Lift, 224 Exh., 214 Int., 112 Degrees Lobe Separation
1	Prelube		55-403 Std Only	1.5 oz. packet
1	Prelube		55-400 Std Only	4 oz. bottle; 1.5 oz. packet No. 55-403 also avail.
16	Lifter	80-79	HT-817 Std Only	Hyd.
16	Lifter	80-79	HT-817R Std Only	Speed-Pro Hi-Revolution Hyd.
16	Lifter, Bulk	80-79	HT-817B Std Only	Hyd.; Carton of 128
16	Lifter, Bulk	80-79	HT-817RB Std Only	Speed-Pro Hi-Revolution Hyd.; Carton of 128
QTY	CAM KIT	YEARS	PART NO.	DESCRIPTION
1	Cam/Lifter Kit	80-79	KC-1103R	Emissions Legal Cam; CARB E.O. No. D-292-1; Hyd.; Pro-1500 Perf. Cam; Duration at .050", 194 Int., 204 Exh.; Valve lift .398" Int., .420" Exh.; Lobe Separation 112 Degrees; (1) 55-403B; (1) CS-1103R; (16) HT-817
1	Cam/Lifter Kit	80-79	KC-1014R	Emissions Legal Cam; CARB E.O. No. D-292-1; Hyd.; Pro-2000 Perf. Cam; Duration at .050", 204 Int., 214 Exh.; Valve lift .420" Int., .443" Exh.; Lobe Separation 112 Degrees; (1) 55-403B; (1) CS-1014R; (16) HT-817
1	Cam/Lifter Kit	80-79	KC-1106R	Emissions Legal Cam; CARB E.O. No. D-292-1; Hyd.; Pro-3000 Perf. Cam; Duration at .050", 214 Int., 224 Exh.; Valve lift .443" Int., .465" Exh.; Lobe Separation 112 Degrees; (1) 55-403B; (1) CS-1106R; (16) HT-817
1	Cam/Lifter Kit	80-79	KC-274	Hyd.; (1) 55-403B; (1) CS-274; (16) HT-817
1	Cam/Lifter/Timing Kit	80-79	KCT-1014R	Emissions Legal Cam; CARB E.O. No. D-292-1; Hyd.; Pro-2000 Perf. Cam; Duration at .050", 204 Int., 214 Exh.; Valve lift .420" Int., .443" Exh.; Lobe Separation 112 Degrees; (1) 55-403B; (1) CS-1014R; (1) CTS-1100NR; (16) HT-817
1	Cam/Lifter/Timing Kit	80-79	KCT-274C	Hyd.; Incl. double rlr. type chain; (1) 55-403B; (1) CS-274; (16) HT-817; (1) KT3-163S
1	Cam/Lifter/Timing Kit	80-79	KCT-274	Hyd.; w/.405" tooth width sprocket; (1) 55-403B; (1) CS-274; (16) HT-817; (1) KT3-499S
QTY	PUSH ROD	YEARS	PART NO.	DESCRIPTION
16	Push Rod	80-79	RP-3093 Std Only	7.7940" O.A.L.
16	Push Rod	80-79	RP-3212R Std-100-150-200	Chrome-Moly; 7.7900" O.A.L.
16	Push Rod, Bulk	80-79	BRP-3093 Std Only	Carton of 100; 7.7940" O.A.L.
16	Push Rod, Bulk	80-79	BRP-3212R Std-100	Chrome-Moly; Carton of 100; 7.7900" O.A.L.
8	Push Rod Guide Plate	80-79	MR-1930 Std Only	Speed-Pro flat guide plate for 3/8" dia. push rods; Requires screw-in studs
8	Push Rod Guide Plate	80-79	MR-1896 Std Only	Speed-Pro flat guide plate for 5/16" dia. push rods; Requires screw-in studs
8	Push Rod Guide Plate	80-79	MR-1892 Std Only	Speed-Pro stepped guide plate for 3/8" dia. push rods; Requires screw-in studs
8	Push Rod Guide Plate	80-79	MR-1891 Std Only	Speed-Pro stepped guide plate for 5/16" dia. push rods; Requires screw-in studs
QTY	ROCKER PARTS	YEARS	PART NO.	DESCRIPTION
16	Arm Assy.	80-79	R-826 Std Only	Incl. arm, ball & nut
16	Arm Assy., Bulk	80-79	R-826B Std Only	Incl. arm, ball & nut; Carton of 64
16	Arm	80-79	R-826A Std Only	
16	Rocker Arm Ball	80-79	MR-1783 Std Only	
16	Nut	80-79	MR-1751 Std Only	Self-locking, 3/8" x 24 threads
16	Stud	80-79	MR-1752 Std Only	.003" O/S; 3/8" x 24 x 2.495"
16	Stud	80-79	MR-1949 Std Only	.372" x 24 x 2.495"
16	Stud	80-79	MR-1865RS Std Only	Speed-Pro 3/8" dia. Perf. screw-in stud; requires head machining
QTY	VALVE	YEARS	PART NO.	DESCRIPTION
8	Exhaust	80-79	V-1988X Std-3-15	1 groove; Chrome plated stem; Stellite face; 1.5000" Head Dia., 0.3718" Stem Dia., 4.9230" O.A.L.
8	Exhaust	80-79	V-1904 Std-3-15-30	Chrome plated stem; 1.5000" Head Dia., 0.3414" Stem Dia., 4.9280" O.A.L.
8	Exhaust	80-79	V-1888X Std Only	Chrome plated stem; Stellite face; 1.5000" Head Dia., 0.3412" Stem Dia., 4.9230" O.A.L.
8	Exhaust, Bulk	80-79	V-1988XB Std-15	1 groove; Chrome plated stem; Stellite face; Carton of 25; 1.5000" Head Dia., 0.3718" Stem Dia., 4.9230" O.A.L.
8	Exhaust, Bulk	80-79	V-1904B Std-15	Chrome plated stem; Carton of 25; 1.5000" Head Dia., 0.3414" Stem Dia., 4.9280" O.A.L.

(continued on next page)

GMC Truck (Incl. SUV's)

350 5.7L (5736cc) OHV V8 (16 Valve) (Chevrolet), 4" Bore (GMC Eng.), 4 Bbl. "VIN M" 1980-1979 **73**
(cont.)

QTY	VALVE (cont.)	YEARS	PART NO.	DESCRIPTION
8	Intake	80-79	V-1927 Std-15	Chrome plated stem; 1.7200" Head Dia., 0.3413" Stem Dia., 4.9170" O.A.L.
8	Intake	80-79	V-1926 Std-3-15	Chrome plated stem; 1.9400" Head Dia., 0.3414" Stem Dia., 4.8800" O.A.L.
8	Intake	80-79	V-1926Y 15 15	Chrome plated stem; w/.708" reduced end length; 1.9400" Head Dia., 0.3564" Stem Dia., 4.8800" O.A.L.
8	Intake, Bulk	80-79	V-1927B Std Only	Chrome plated stem; Carton of 25; 1.7200" Head Dia., 0.3413" Stem Dia., 4.9170" O.A.L.
8	Intake, Bulk	80-79	V-1926B Std-15	Chrome plated stem; Carton of 25; 1.9400" Head Dia., 0.3410" Stem Dia., 4.8800" O.A.L.
QTY	VALVE GUIDE	YEARS	PART NO.	DESCRIPTION
8	Guide	80-79	VG-5046 Std Only	Loc. Exh.; .502" OD; 0.3740" ID, 2.2500" O.A.L
8	Guide	80-79	VG-5038 Std Only	Loc. Int.; 0.3430" ID, 2.1200" O.A.L
8	Guide, Bulk	80-79	VG-5038B Std Only	Loc. Int.; Carton of 50; 0.3430" ID, 2.1200" O.A.L
QTY	VALVE SPRING	YEARS	PART NO.	DESCRIPTION
8	Spring	80-79	VS-677 Std Only	Loc. Exh.; Incl. damper; 2.0300" Free Height
8	Spring	80-79	VS-739R Std Only	Loc. Exh.; Optional-H/D; 2.0000" Free Height
8	Spring	80-79	VS-677 Std Only	Loc. Int.; Incl. damper; 2.0300" Free Height
8	Spring	80-79	VS-739R Std Only	Loc. Int.; Optional-H/D; 2.0000" Free Height
8	Spring, Bulk	80-79	VS-677B Std Only	Loc. Exh.; Incl. damper; Carton of 250; 2.0300" Free Height
8	Spring, Bulk	80-79	VS-739RB Std Only	Loc. Exh.; Optional-H/D; Carton of 300; 2.0000" Free Height
8	Spring, Bulk	80-79	VS-677B Std Only	Loc. Int.; Incl. damper; Carton of 250; 2.0300" Free Height
8	Spring, Bulk	80-79	VS-739RB Std Only	Loc. Int.; Optional-H/D; Carton of 300; 2.0000" Free Height
QTY	VALVE SEAL	YEARS	PART NO.	DESCRIPTION
8	Valve Stem Seal	80-79	MV-1903 Std Only	Loc. Exh.; Use w/repair guide; Positive type; (RBB) Rubber
8	Valve Stem Seal	80-79	ST-2001 Std Only	Loc. Exh.; w/.343" stem dia.; Positive type; Installation requires valve guide machining; (RBBTF) Rubber/PTFE
8	Valve Stem Seal	80-79	ST-2004 Std Only	Loc. Exh.; w/.375" stem dia.; Positive type; Installation requires valve guide machining; (RBBTF) Rubber/PTFE
8	Valve Stem Seal	80-79	MV-1903 Std Only	Loc. Int.; Use w/repair guide; Positive type; (RBB) Rubber
8	Valve Stem Seal	80-79	ST-2001 Std Only	Loc. Int.; w/.343" stem dia.; Positive type; Installation requires valve guide machining; (RBBTF) Rubber/PTFE
8	Valve Stem Seal	80-79	ST-2004 Std Only	Loc. Int.; w/.375" stem dia.; Positive type; Installation requires valve guide machining; (RBBTF) Rubber/PTFE
16	Valve Stem Seal	80-79	MV-1233C Std Only	O-Ring; (RBB) Rubber
16	Valve Stem Seal	80-79	MV-1598C Std Only	Umbrella type; (RBB) Rubber
8	Valve Stem Seal Bulk	80-79	ST-2001BC Std Only	Loc. Exh.; w/.343" stem dia.; Positive type; Installation requires valve guide machining; Carton of 100; (RBBTF) Rubber/PTFE
8	Valve Stem Seal Bulk	80-79	ST-2004BC Std Only	Loc. Exh.; w/.375" stem dia.; Positive type; Installation requires valve guide machining; Carton of 100; (RBBTF) Rubber/PTFE
8	Valve Stem Seal Bulk	80-79	ST-2001BC Std Only	Loc. Int.; w/.343" stem dia.; Positive type; Installation requires valve guide machining; Carton of 100; (RBBTF) Rubber/PTFE
8	Valve Stem Seal Bulk	80-79	ST-2004BC Std Only	Loc. Int.; w/.375" stem dia.; Positive type; Installation requires valve guide machining; Carton of 100; (RBBTF) Rubber/PTFE
16	Valve Stem Seal Bulk	80-79	MV-1233 Std Only	O-Ring; Carton of 100; (RBB) Rubber
16	Valve Stem Seal Bulk	80-79	MV-1598 Std Only	Umbrella type; Carton of 100; (RBB) Rubber
QTY	VALVE SEAT	YEARS	PART NO.	DESCRIPTION
8	Seat	80-79	245-1562-1 Std Only	Loc. Exh.; 1.5675" OD, 1.3125" ID, 0.2160" Depth
8	Seat	80-79	245-1562-1N Std Only	Loc. Exh.; Premium Material; 1.5675" OD, 1.3125" ID, 0.2160" Depth
8	Seat	80-79	245-2125-1 Std Only	Loc. Int.; Use w/V-1926; 2.1305" OD, 1.8125" ID, 0.2480" Depth
QTY	VALVE, MISC	YEARS	PART NO.	DESCRIPTION
32	Keeper	80-79	VK-115A Std Only	1 groove; Square cut key groove; Carton pack 24
32	Keeper	80-79	VK-115 Std Only	1 groove; Square cut key groove; Carton pack 32
32	Keeper	80-79	VK-115R Std Only	1 groove; Square cut key groove; Hardened
32	Keeper, Bulk	80-79	VK-115B Std Only	1 groove; Square cut key groove; Carton of 1000
16	Spring Insert	80-79	259-203C Std Only	.015"; Carton of 100
16	Spring Insert	80-79	259-203B Std Only	.030"; Carton of 100
16	Spring Insert	80-79	259-203BRS Std Only	.030"; Carton of 500
16	Spring Insert	80-79	259-203A Std Only	.060"; Carton of 100
16	Spring Insert	80-79	259-203ARS Std Only	.060"; Carton of 500
8	Rotocap	80-79	RC-157S Std Only	Loc. Exh.
QTY	PISTON	YEARS	PART NO.	DESCRIPTION
8	Cast Piston	80	H618CP Std-20-30-40-60	Hypereutectic; For use in RV & Perf. Appl.; 0.9275" Pin Dia.; 2 Rings 5/64 Groove, 1 Ring 3/16 Groove, 1.560 CD, .125 dome, 2 reliefs; DUROSHIELD® skirt coated piston

VALVE TRAIN

VALVE TRAIN

(continued on next page)

GMC Truck (Incl. SUV's)

73 350 5.7L (5736cc) OHV V8 (16 Valve) (Chevrolet), 4" Bore (GMC Eng.), 4 Bbl. "VIN M" 1980-1979
(cont.)

QTY	PISTON (cont.)	YEARS	PART NO.	DESCRIPTION
8	Cast Piston	80-79	H423DCP * Std-20-30-40-60-80	Hypereutectic; w/machined valve reliefs and circlip grooves; Use w/LR-63 lock ring for floated applications; .9275" Pin Dia.; 2 Rings 5/64 Groove, 1 Ring 3/16 Groove, 1.548 CD, .098 dish, 4 reliefs; Use w/Lock Ring LR-63; DUROSHIELD® skirt coated piston
8	Cast Piston	80-79	H423ACP 40 + 40-60-80	Hypereutectic; w/machined valve reliefs and circlip grooves; Use w/LR-63 lock ring for floated applications; .9275" Pin Dia.; 2 Rings 5/64 Groove, 1 Ring 3/16 Groove, 1.548 CD, Recessed Head .098" deep x 2.771" dia. w/4 valve reliefs; DUROSHIELD® skirt coated piston; Superseded - When depleted use H423DCP 40
8	Cast Piston	80-79	H423NP 20 20	Perf. or reg. duty operation; Not O.E. duplicate Wt.; Use in sets only; Hypereutectic; .9275" Pin Dia.; 2 Rings 5/64 Groove, 1 Ring 3/16 Groove, 1.540 CD, .100 dish, 4 reliefs
8	Cast Piston - Individual	80	WH618CP Std-20-30-40-60	Hypereutectic; For use in RV & Perf. Appl.; 0.9275" Pin Dia.; 2 Rings 5/64 Groove, 1 Ring 3/16 Groove, 1.560 CD, .125 dome, 2 reliefs; DUROSHIELD® skirt coated piston
8	Cast Piston - Individual	80-79	WH423DCP Std-20-30-40-60	Hypereutectic; w/machined valve reliefs and circlip grooves; Use w/LR-63 lock ring for floated applications; .9275" Pin Dia.; 2 Rings 5/64 Groove, 1 Ring 3/16 Groove, 1.548 CD, .098 dish, 4 reliefs; Use w/Lock Ring LR-63; DUROSHIELD® skirt coated piston
8	Cast Piston - Individual	80-79	WH423ACP + Std-20-30-40-60	Hypereutectic; w/machined valve reliefs and circlip grooves; Use w/LR-63 lock ring for floated applications; .9275" Pin Dia.; 2 Rings 5/64 Groove, 1 Ring 3/16 Groove, 1.548 CD, Recessed Head .098" deep x 2.771" dia. w/4 valve reliefs; DUROSHIELD® skirt coated piston; Superseded - When depleted use WH423DCP
1	Cast Piston Set w/Prem. Rings	80-79	8KH618CP 30 30-40-60	Hypereutectic; 0.9275" Pin Dia.; 2 Rings 5/64 Groove, 1 Ring 3/16 Groove, 1.560 CD, Domed Head .125 high w/2 valve reliefs. DUROSHIELD® skirt coated piston.
1	Cast Piston Set w/Prem. Rings	80-79	8KH423ACP 30 + 30-40-60	Hypereutectic; w/machined valve reliefs and circlip grooves; Use w/LR-63 lock ring for floated applications; .9275" Pin Dia.; 2 Rings 5/64 Groove, 1 Ring 3/16 Groove, 1.548 CD, Recessed Head .098" deep x 2.771" dia. w/4 valve reliefs; DUROSHIELD® skirt coated piston; Superseded - When depleted use 8KH423DCP 30
1	Cast Piston Set w/Prem. Rings	80-79	8KH423DCP 30 30-40-60	Hypereutectic; w/machined valve reliefs and circlip grooves; Use w/LR-63 lock ring for floated applications; .9275" Pin Dia.; 2 Rings 5/64 Groove, 1 Ring 3/16 Groove, Recessed Head .098" deep x 2.771" dia. w/4 valve reliefs; DUROSHIELD® skirt coated piston
8	POWERFORGED	80	L-2304F Std-30-60	For use in RV Appl.; For use in Perf. Appl.; Powerforged; 0.9275" Pin Dia.; 2 Rings 5/64 Groove, 1 Ring 3/16 Groove, 1.560 CD, .100 dome; DUROSHIELD® skirt coated piston
8	POWERFORGED	80	L-2256F Std-20-30-40-60	For use in RV Appl.; For use in Perf. Appl.; Powerforged; 0.9275" Pin Dia.; 2 Rings 5/64 Groove, 1 Ring 3/16 Groove, 1.563 CD, Flat, 4 reliefs; DUROSHIELD® skirt coated piston
8	POWERFORGED Piston-Individual	80	WL-2304F Std-30-60	For use in RV Appl.; For use in Perf. Appl.; Powerforged; 0.9275" Pin Dia.; 2 Rings 5/64 Groove, 1 Ring 3/16 Groove, 1.560 CD, .100 dome; DUROSHIELD® skirt coated piston
8	POWERFORGED Piston-Individual	80	WL-2256F Std-20-30-40-60	For use in RV Appl.; For use in Perf. Appl.; Powerforged; 0.9275" Pin Dia.; 2 Rings 5/64 Groove, 1 Ring 3/16 Groove, 1.563 CD, Flat, 4 reliefs; DUROSHIELD® skirt coated piston
1	POWERFORGED Piston Set w/Rings	80	8KL2256F 30 30-40-60	For use in RV Appl.; For use in Perf. Appl.; Powerforged; 0.9272" Pin Dia.; 2 Rings 5/64 Groove, 1 Ring 3/16 Groove, 1.563 CD, Flat Head w/4 valve reliefs. DUROSHIELD® skirt coated piston.
1	POWERFORGED Piston Set w/Rings	79	8KL2256F 30 30-40-60	Powerforged; 0.9272" Pin Dia.; 2 Rings 5/64 Groove, 1 Ring 3/16 Groove, 1.563 CD, Flat Head w/4 valve reliefs. DUROSHIELD® skirt coated piston.
8	Pin	80-79	P-2208 Std-3-5-0015	Use w/L-2256F or L-2403NF piston; 0.6200" Inside Dia., 0.9272" Outside Dia.
QTY	RINGS	YEARS	PART NO.	DESCRIPTION
1	Premium Set	80-79	E-251KC Std-20-30-40-60	2-5/64, 1-3/16; Premium Chrome
1	Premium Set	80-79	E-251K Std-10-20-30-40-60	2-5/64, 1-3/16; Premium Moly
1	Premium Set	80-79	R-9903 Std-20-30-60	2-5/64, 1-3/16; Speed-Pro plasma-moly Perf. ring set
1	Standard Set	80-79	E-251X Std-10-20-30-40-60-80	2-5/64, 1-3/16; Iron
8	Premium Single Cylinder Set	80-79	WE-251K Std-30-40-60	2-5/64, 1-3/16; Premium Moly
8	Standard Single Cylinder Set	80-79	WE-251X Std-30-40-60	2-5/64, 1-3/16; Iron

(continued on next page)

GMC Truck (Incl. SUV's)

350 5.7L (5736cc) OHV V8 (16 Valve) (Chevrolet), 4" Bore (GMC Eng.), 4 Bbl. "VIN M" 1980-1979 73
(cont.)

QTY	SLEEVE	YEARS	PART NO.	DESCRIPTION	
8	Repair Sleeve	80-79	SL-22Y Std Only	1/8" wall, must be cut to correct length; O.A.L. 10.250"	
8	Repair Sleeve	80-79	SL-350M Std Only	3/32" wall, cut to length; Press fit sleeve	
8	Repair Sleeve	80-79	SL-22M Std Only	3/32" wall, must be cut to correct length; O.A.L. 10.250"	
QTY	ENGINE BEARINGS	YEARS	PART NO.	DESCRIPTION	
1	Main Set	80-79	4663M Std-1-2-10-20-30-40-60		
1	Main Set	80-79	6688M 10 10-20-30	.020" O/S length flange brg.	
1	Main Set	80-79	4663MA Std-1-2-10-20-30-40-60	A-Series aluminum bearings	
1	Main Set	80-79	7329MA 10 10-20	A-Series aluminum bearings ; .010" O/S length flange brg.	
1	Main Set	80-79	7274MA 10X20 10X20	A-Series aluminum bearings ; w/.020" O/S OD	
1	Rod Set	80-79	8-2555CP Std-1-10-20-30-40-50	8-2555CA 60 avail. as unplated & resizeable; Overplated copper-lead alloy	
1	Rod Set	80-79	8-2555A Std-1-10-20-30-40-50-60	A-Series aluminum bearings	
1	Rod Set	80-79	8-2555A 10X2 10X2-20X2-30X2-40X2	A-Series aluminum bearings ; Use in .002" O/S Rod Bore	
1	Rod Set	80-79	8-2555CA 60 60	Unplated & resizeable	
1	Rod Set	80-79	8-2555CP 10X2 + 10X2-20X2	Use in .002" O/S Rod Bore; Overplated copper-lead alloy; Superseded - When depleted use 8-2555A 10X2	
8	Rod Pair	80-79	2555A Std-1-2-10-20-30-40-50-60	A-Series aluminum bearings	
8	Rod Pair	80-79	2555CP Std-1-2-10-20-30-40-50	Overplated copper-lead alloy	
8	Rod Pair	80-79	2555CA 60 60	Unplated & resizeable	
8	Rod Pair	80-79	2555CP 10X2 + 10X2-20X2	Use in .002" O/S Rod Bore; Superseded - When depleted use 2555A 10X2	
1	Cam Set	80-79	1750M Std Only	2.030" housing bore	
1	Cam Set	80-79	1235M Std-1-10	Babbitt material; Full round design	
1	Cam Set	80-79	1749M Std Only	Bi-Metal Aluminum	
1	Cam Set	80-79	2100M Std Only	Race Performance	
QTY	OIL PUMP	YEARS	PART NO.	DESCRIPTION	
1	Oil Pump	80-79	224-4146	5/8" inlet	
1	Oil Pump	80-79	224-4143	High Volume, check pan for clearance; 5/8" inlet; Use shaft w/steel guide	
1	Inter. Shaft	80-79	224-6146E	Has steel shaft guide; Eliminates nylon shaft guide	
1	Inter. Shaft	80-79	224-6146	Use w/nylon shaft guide	
1	Oil Pump Shaft Guide	80-79	224-43343	Nylon	
1	Screen Assy.	80-79	224-1246	5/8" inlet tube	
QTY	GASKETS	YEARS	PART NO.	DESCRIPTION	
1	Kit Gasket Set	80	260-1045	Head bolts not incl.; Premium valve stem seals incl.	
1	Kit Gasket Set	79	260-1000	VINTAGE; Head bolts not incl.	
1	Kit Gasket Set	79	260-1000BT	VINTAGE; Head bolts not incl.; PermaDryPlus® valve cover & oil pan gskts. incl.; PermaDryPlus® water outlet gskt. incl.	
2	Head Bolt Set	80-79	260-2500 Std Only	Replacement recommended	
QTY	FREEZE PLUGS	YEARS	PART NO.	DESCRIPTION	
1	Brass Block Plug Kit	80-79	381-8007		
1	Steel Block Plug Kit	80-79	381-4011		
1	Brass Deep Cup Freeze Plug	80-79	381-9001	VINTAGE; 1.625" Diameter	
1	Steel Deep Cup Freeze Plug	80-79	381-3095	0.500" Diameter	
1	Steel Deep Cup Freeze Plug	80-79	381-3041	1.625" Diameter	
1	Steel Shallow Cup Freeze Plug	80-79	381-2078	2.109" Diameter	
RE-RING KIT				<i>PREMIUM KIT NO.</i>	<i>ECONOMY KIT NO.</i>
80	YEARS	DESCRIPTION		205-658	205-158
80		Incl. A-Series aluminum bearings ; Premium valve stem seals incl.	Re-ring		
80		Incl. A-Series aluminum bearings ; Premium valve stem seals incl.	Re-ring w/Mains	205-658M	205-158M
OVERHAUL KIT				<i>PREMIUM KIT NO.</i>	<i>ECONOMY KIT NO.</i>
80	YEARS	DESCRIPTION		MK-658C	MK-158C
80		Incl. A-Series aluminum bearings ; Premium valve stem seals incl.; Incl. 5/8" inlet oil pump; Incl. double rlr. type chain	Master w/o Pistons		
80		Incl. A-Series aluminum bearings ; Premium valve stem seals incl.; Incl. 5/8" inlet oil pump; w/.405" tooth width sprocket	Master w/o Pistons	MK-658A	MK-158A

GMC Truck (Incl. SUV's)

74 350 5.7L (5736cc) OHV V8 (16 Valve) (Chevrolet), 4" Bore (GMC Eng.), 2 Bbl. "VIN P" 1980

QTY	TIMING	YEARS	PART NO.	DESCRIPTION
1	3 Piece Set	80	KT3-163S	Incl. double rlr. type chain; (1) 222-163; (1) 223-288; (1) 223-289
1	3 Piece Set	80	KT3-499S	Powdered Metal Crank Sprocket; w/.405" tooth width sprocket; (1) 222-499; (1) 223-390; (1) 223-391
1	Timing Set w/Gaskets	80	CTS-1003	Incl. double rlr. type chain
1	Timing Set w/Gaskets	80	CTS-1000	w/.405" tooth width sprocket
1	Timing Chain	80	222-163	Double rlr.; 58 Links
1	Timing Chain	80	222-499	Use w/.405" tooth width sprocket; 46 Links
1	Crank Sprocket	80	223-289	Double row; 22 Teeth
1	Crank Sprocket	80	223-391	Powdered metal; .405" tooth width sprocket; 18 Teeth
1	Cam Sprocket	80	223-390	.405" tooth width sprocket; 36 Teeth
1	Cam Sprocket	80	223-288	Double row; 44 Teeth
1	Cam Sprocket	80	223-390N	Nylon; .405" tooth width sprocket; 36 Teeth
QTY	CAMSHAFT/LIFTER	YEARS	PART NO.	DESCRIPTION
1	Camshaft	80	CS-274	Hydraulic, (050) Duration at .050 Lobe Lift, 203 Exh., 194 Int., 112 Degrees Lobe Separation
1	Performance Cam	80	CS-1103R	Emissions Legal Cam; CARB E.O. No. D-292-1; Pro-1500 Perf. Cam; 0.42" Exh. Valve Lift, 0.398" Int. Valve Lift, Hydraulic, (050) Duration at .050 Lobe Lift, 204 Exh., 194 Int., 112 Degrees Lobe Separation
1	Performance Cam	80	CS-1014R	Emissions Legal Cam; CARB E.O. No. D-292-1; Pro-2000 Perf. Cam; 0.443" Exh. Valve Lift, 0.443" Int. Valve Lift, Hydraulic, (050) Duration at .050 Lobe Lift, 214 Exh., 204 Int., 112 Degrees Lobe Separation
1	Performance Cam	80	CS-1106R	Emissions Legal Cam; CARB E.O. No. D-292-1; Pro-3000 Perf. Cam; 0.465" Exh. Valve Lift, 0.443" Int. Valve Lift, Hydraulic, (050) Duration at .050 Lobe Lift, 224 Exh., 214 Int., 112 Degrees Lobe Separation
1	Prelube		55-403 Std Only	1.5 oz. packet
1	Prelube		55-400 Std Only	4 oz. bottle; 1.5 oz. packet No. 55-403 also avail.
16	Lifter	80	HT-817 Std Only	Hyd.
16	Lifter	80	HT-817R Std Only	Speed-Pro Hi-Revolution Hyd.
16	Lifter, Bulk	80	HT-817B Std Only	Hyd.; Carton of 128
16	Lifter, Bulk	80	HT-817RB Std Only	Speed-Pro Hi-Revolution Hyd.; Carton of 128
QTY	CAM KIT	YEARS	PART NO.	DESCRIPTION
1	Cam/Lifter Kit	80	KC-1103R	Emissions Legal Cam; CARB E.O. No. D-292-1; Hyd.; Pro-1500 Perf. Cam; Duration at .050", 194 Int., 204 Exh.; Valve lift .398" Int., .420" Exh.; Lobe Separation 112 Degrees; (1) 55-403B; (1) CS-1103R; (16) HT-817
1	Cam/Lifter Kit	80	KC-1014R	Emissions Legal Cam; CARB E.O. No. D-292-1; Hyd.; Pro-2000 Perf. Cam; Duration at .050", 204 Int., 214 Exh.; Valve lift .420" Int., .443" Exh.; Lobe Separation 112 Degrees; (1) 55-403B; (1) CS-1014R; (16) HT-817
1	Cam/Lifter Kit	80	KC-1106R	Emissions Legal Cam; CARB E.O. No. D-292-1; Hyd.; Pro-3000 Perf. Cam; Duration at .050", 214 Int., 224 Exh.; Valve lift .443" Int., .465" Exh.; Lobe Separation 112 Degrees; (1) 55-403B; (1) CS-1106R; (16) HT-817
1	Cam/Lifter Kit	80	KC-274	Hyd.; (1) 55-403B; (1) CS-274; (16) HT-817
1	Cam/Lifter/Timing Kit	80	KCT-1014R	Emissions Legal Cam; CARB E.O. No. D-292-1; Hyd.; Pro-2000 Perf. Cam; Duration at .050", 204 Int., 214 Exh.; Valve lift .420" Int., .443" Exh.; Lobe Separation 112 Degrees; (1) 55-403B; (1) CS-1014R; (1) CTS-1100NR; (16) HT-817
1	Cam/Lifter/Timing Kit	80	KCT-274C	Hyd.; Incl. double rlr. type chain; (1) 55-403B; (1) CS-274; (16) HT-817; (1) KT3-163S
1	Cam/Lifter/Timing Kit	80	KCT-274	Hyd.; w/.405" tooth width sprocket; (1) 55-403B; (1) CS-274; (16) HT-817; (1) KT3-499S
QTY	PUSH ROD	YEARS	PART NO.	DESCRIPTION
16	Push Rod	80	RP-3093 Std Only	7.7940" O.A.L.
16	Push Rod	80	RP-3212R Std-100-150-200	Chrome-Moly; 7.7900" O.A.L.
16	Push Rod, Bulk	80	BRP-3093 Std Only	Carton of 100; 7.7940" O.A.L.
16	Push Rod, Bulk	80	BRP-3212R Std-100	Chrome-Moly; Carton of 100; 7.7900" O.A.L.
8	Push Rod Guide Plate	80	MR-1930 Std Only	Speed-Pro flat guide plate for 3/8" dia. push rods; Requires screw-in studs
8	Push Rod Guide Plate	80	MR-1896 Std Only	Speed-Pro flat guide plate for 5/16" dia. push rods; Requires screw-in studs
8	Push Rod Guide Plate	80	MR-1892 Std Only	Speed-Pro stepped guide plate for 3/8" dia. push rods; Requires screw-in studs
8	Push Rod Guide Plate	80	MR-1891 Std Only	Speed-Pro stepped guide plate for 5/16" dia. push rods; Requires screw-in studs
QTY	ROCKER PARTS	YEARS	PART NO.	DESCRIPTION
16	Arm Assy.	80	R-826 Std Only	Incl. arm, ball & nut
16	Arm Assy., Bulk	80	R-826B Std Only	Incl. arm, ball & nut; Carton of 64

VALVE TRAIN

VALVE TRAIN

(continued on next page)

GMC Truck (Incl. SUV's)

350 5.7L (5736cc) OHV V8 (16 Valve) (Chevrolet), 4" Bore (GMC Eng.), 2 Bbl. "VIN P" 1980 74
(cont.)

QTY	ROCKER PARTS (cont.)	YEARS	PART NO.	DESCRIPTION
16	Arm	80	R-826A Std Only	
16	Rocker Arm Ball	80	MR-1783 Std Only	
16	Nut	80	MR-1751 Std Only	Self-locking, 3/8" x 24 threads
16	Stud	80	MR-1752 Std Only	.003" O/S; 3/8" x 24 x 2.495"
16	Stud	80	MR-1949 Std Only	.372" x 24 x 2.495"
16	Stud	80	MR-1865RS Std Only	Speed-Pro 3/8" dia. Perf. screw-in stud; requires head machining
QTY	VALVE	YEARS	PART NO.	DESCRIPTION
8	Exhaust	80	V-1988X Std-3-15	1 groove; Chrome plated stem; Stellite face; 1.5000" Head Dia., 0.3718" Stem Dia., 4.9230" O.A.L.
8	Exhaust	80	V-1904 Std-3-15-30	Chrome plated stem; 1.5000" Head Dia., 0.3414" Stem Dia., 4.9280" O.A.L.
8	Exhaust	80	V-1888X Std Only	Chrome plated stem; Stellite face; 1.5000" Head Dia., 0.3412" Stem Dia., 4.9230" O.A.L.
8	Exhaust, Bulk	80	V-1988XB Std-15	1 groove; Chrome plated stem; Stellite face; Carton of 25; 1.5000" Head Dia., 0.3718" Stem Dia., 4.9230" O.A.L.
8	Exhaust, Bulk	80	V-1904B Std-15	Chrome plated stem; Carton of 25; 1.5000" Head Dia., 0.3414" Stem Dia., 4.9280" O.A.L.
8	Intake	80	V-1927 Std-15	Chrome plated stem; 1.7200" Head Dia., 0.3413" Stem Dia., 4.9170" O.A.L.
8	Intake	80	V-1926 Std-3-15	Chrome plated stem; 1.9400" Head Dia., 0.3414" Stem Dia., 4.8800" O.A.L.
8	Intake	80	V-1926Y 15	Chrome plated stem; w/.708" reduced end length; 1.9400" Head Dia., 0.3564" Stem Dia., 4.8800" O.A.L.
8	Intake, Bulk	80	V-1927B Std Only	Chrome plated stem; Carton of 25; 1.7200" Head Dia., 0.3413" Stem Dia., 4.9170" O.A.L.
8	Intake, Bulk	80	V-1926B Std-15	Chrome plated stem; Carton of 25; 1.9400" Head Dia., 0.3410" Stem Dia., 4.8800" O.A.L.
QTY	VALVE GUIDE	YEARS	PART NO.	DESCRIPTION
8	Guide	80	VG-5046 Std Only	Loc. Exh.; .502" OD; 0.3740" ID, 2.2500" O.A.L
8	Guide	80	VG-5038 Std Only	Loc. Int.; 0.3430" ID, 2.1200" O.A.L
8	Guide, Bulk	80	VG-5038B Std Only	Loc. Int.; Carton of 50; 0.3430" ID, 2.1200" O.A.L
QTY	VALVE SPRING	YEARS	PART NO.	DESCRIPTION
8	Spring	80	VS-677 Std Only	Loc. Exh.; Incl. damper; 2.0300" Free Height
8	Spring	80	VS-739R Std Only	Loc. Exh.; Optional-H/D; 2.0000" Free Height
8	Spring	80	VS-677 Std Only	Loc. Int.; Incl. damper; 2.0300" Free Height
8	Spring	80	VS-739R Std Only	Loc. Int.; Optional-H/D; 2.0000" Free Height
8	Spring, Bulk	80	VS-677B Std Only	Loc. Exh.; Incl. damper; Carton of 250; 2.0300" Free Height
8	Spring, Bulk	80	VS-739RB Std Only	Loc. Exh.; Optional-H/D; Carton of 300; 2.0000" Free Height
8	Spring, Bulk	80	VS-677B Std Only	Loc. Int.; Incl. damper; Carton of 250; 2.0300" Free Height
8	Spring, Bulk	80	VS-739RB Std Only	Loc. Int.; Optional-H/D; Carton of 300; 2.0000" Free Height
QTY	VALVE SEAL	YEARS	PART NO.	DESCRIPTION
8	Valve Stem Seal	80	MV-1903 Std Only	Loc. Exh.; Use w/repair guide; Positive type; (RBB) Rubber
8	Valve Stem Seal	80	ST-2001 Std Only	Loc. Exh.; w/.343" stem dia.; Positive type; Installation requires valve guide machining; (RBBTF) Rubber/PTFE
8	Valve Stem Seal	80	ST-2004 Std Only	Loc. Exh.; w/.375" stem dia.; Positive type; Installation requires valve guide machining; (RBBTF) Rubber/PTFE
8	Valve Stem Seal	80	MV-1903 Std Only	Loc. Int.; Use w/repair guide; Positive type; (RBB) Rubber
8	Valve Stem Seal	80	ST-2001 Std Only	Loc. Int.; w/.343" stem dia.; Positive type; Installation requires valve guide machining; (RBBTF) Rubber/PTFE
8	Valve Stem Seal	80	ST-2004 Std Only	Loc. Int.; w/.375" stem dia.; Positive type; Installation requires valve guide machining; (RBBTF) Rubber/PTFE
16	Valve Stem Seal	80	MV-1233C Std Only	O-Ring; (RBB) Rubber
16	Valve Stem Seal	80	MV-1598C Std Only	Umbrella type; (RBB) Rubber
8	Valve Stem Seal Bulk	80	ST-2001BC Std Only	Loc. Exh.; w/.343" stem dia.; Positive type; Installation requires valve guide machining; Carton of 100; (RBBTF) Rubber/PTFE
8	Valve Stem Seal Bulk	80	ST-2004BC Std Only	Loc. Exh.; w/.375" stem dia.; Positive type; Installation requires valve guide machining; Carton of 100; (RBBTF) Rubber/PTFE
8	Valve Stem Seal Bulk	80	ST-2001BC Std Only	Loc. Int.; w/.343" stem dia.; Positive type; Installation requires valve guide machining; Carton of 100; (RBBTF) Rubber/PTFE
8	Valve Stem Seal Bulk	80	ST-2004BC Std Only	Loc. Int.; w/.375" stem dia.; Positive type; Installation requires valve guide machining; Carton of 100; (RBBTF) Rubber/PTFE
16	Valve Stem Seal Bulk	80	MV-1233 Std Only	O-Ring; Carton of 100; (RBB) Rubber
16	Valve Stem Seal Bulk	80	MV-1598 Std Only	Umbrella type; Carton of 100; (RBB) Rubber
QTY	VALVE SEAT	YEARS	PART NO.	DESCRIPTION
8	Seat	80	245-1562-1 Std Only	Loc. Exh.; 1.5675" OD, 1.3125" ID, 0.2160" Depth

VALVE TRAIN

VALVE TRAIN

(continued on next page)

GMC Truck (Incl. SUV's)

74 350 5.7L (5736cc) OHV V8 (16 Valve) (Chevrolet), 4" Bore (GMC Eng.), 2 Bbl. "VIN P" 1980
(cont.)

QTY	VALVE SEAT (cont.)	YEARS	PART NO.	DESCRIPTION
8	Seat	80	245-1562-1N Std Only	Loc. Exh.; Premium Material; 1.5675" OD, 1.3125" ID, 0.2160" Depth
8	Seat	80	245-2125-1 Std Only	Loc. Int.; Use w/V-1926; 2.1305" OD, 1.8125" ID, 0.2480" Depth
QTY	VALVE, MISC	YEARS	PART NO.	DESCRIPTION
32	Keeper	80	VK-115A Std Only	1 groove; Square cut key groove; Carton pack 24
32	Keeper	80	VK-115 Std Only	1 groove; Square cut key groove; Carton pack 32
32	Keeper	80	VK-115R Std Only	1 groove; Square cut key groove; Hardened
32	Keeper, Bulk	80	VK-115B Std Only	1 groove; Square cut key groove; Carton of 1000
16	Spring Insert	80	259-203C Std Only	.015"; Carton of 100
16	Spring Insert	80	259-203B Std Only	.030"; Carton of 100
16	Spring Insert	80	259-203BRS Std Only	.030"; Carton of 500
16	Spring Insert	80	259-203A Std Only	.060"; Carton of 100
16	Spring Insert	80	259-203ARS Std Only	.060"; Carton of 500
8	Rotocap	80	RC-157S Std Only	Loc. Exh.
QTY	PISTON	YEARS	PART NO.	DESCRIPTION
8	Cast Piston	80	H618CP Std-20-30-40-60	Hypereutectic; For use in RV & Perf. Appl.; 0.9275" Pin Dia.; 2 Rings 5/64 Groove, 1 Ring 3/16 Groove, 1.560 CD, .125 dome, 2 reliefs; DUROSHIELD® skirt coated piston
8	Cast Piston	80	H423DCP * Std-20-30-40-60-80	Hypereutectic; w/machined valve reliefs and circlip grooves; Use w/LR-63 lock ring for floated applications; .9275" Pin Dia.; 2 Rings 5/64 Groove, 1 Ring 3/16 Groove, 1.548 CD, .098 dish, 4 reliefs; Use w/Lock Ring LR-63; DUROSHIELD® skirt coated piston
8	Cast Piston	80	H423ACP 40 + 40-60-80	Hypereutectic; w/machined valve reliefs and circlip grooves; Use w/LR-63 lock ring for floated applications; .9275" Pin Dia.; 2 Rings 5/64 Groove, 1 Ring 3/16 Groove, 1.548 CD, Recessed Head .098" deep x 2.771" dia. w/4 valve reliefs; DUROSHIELD® skirt coated piston; Superseded - When depleted use H423DCP 40
8	Cast Piston	80	H423NP 20 20	Perf. or reg. duty operation; Not O.E. duplicate Wt.; Use in sets only; Hypereutectic; .9275" Pin Dia.; 2 Rings 5/64 Groove, 1 Ring 3/16 Groove, 1.540 CD, .100 dish, 4 reliefs
8	Cast Piston - Individual	80	WH618CP Std-20-30-40-60	Hypereutectic; For use in RV & Perf. Appl.; 0.9275" Pin Dia.; 2 Rings 5/64 Groove, 1 Ring 3/16 Groove, 1.560 CD, .125 dome, 2 reliefs; DUROSHIELD® skirt coated piston
8	Cast Piston - Individual	80	WH423DCP Std-20-30-40-60	Hypereutectic; w/machined valve reliefs and circlip grooves; Use w/LR-63 lock ring for floated applications; .9275" Pin Dia.; 2 Rings 5/64 Groove, 1 Ring 3/16 Groove, 1.548 CD, .098 dish, 4 reliefs; Use w/Lock Ring LR-63; DUROSHIELD® skirt coated piston
8	Cast Piston - Individual	80	WH423ACP + Std-20-30-40-60	Hypereutectic; w/machined valve reliefs and circlip grooves; Use w/LR-63 lock ring for floated applications; .9275" Pin Dia.; 2 Rings 5/64 Groove, 1 Ring 3/16 Groove, 1.548 CD, Recessed Head .098" deep x 2.771" dia. w/4 valve reliefs; DUROSHIELD® skirt coated piston; Superseded - When depleted use WH423DCP
1	Cast Piston Set w/Prem. Rings	80	8KH618CP 30 30-40-60	Hypereutectic; 0.9275" Pin Dia.; 2 Rings 5/64 Groove, 1 Ring 3/16 Groove, 1.560 CD, Domed Head .125 high w/2 valve reliefs. DUROSHIELD® skirt coated piston.
1	Cast Piston Set w/Prem. Rings	80	8KH423ACP 30 + 30-40-60	Hypereutectic; w/machined valve reliefs and circlip grooves; Use w/LR-63 lock ring for floated applications; .9275" Pin Dia.; 2 Rings 5/64 Groove, 1 Ring 3/16 Groove, 1.548 CD, Recessed Head .098" deep x 2.771" dia. w/4 valve reliefs; DUROSHIELD® skirt coated piston; Superseded - When depleted use 8KH423DCP 30
1	Cast Piston Set w/Prem. Rings	80	8KH423DCP 30 30-40-60	Hypereutectic; w/machined valve reliefs and circlip grooves; Use w/LR-63 lock ring for floated applications; .9275" Pin Dia.; 2 Rings 5/64 Groove, 1 Ring 3/16 Groove, Recessed Head .098" deep x 2.771" dia. w/4 valve reliefs; DUROSHIELD® skirt coated piston
8	POWERFORGED	80	L-2304F Std-30-60	For use in RV Appl.; For use in Perf. Appl.; Powerforged; 0.9275" Pin Dia.; 2 Rings 5/64 Groove, 1 Ring 3/16 Groove, 1.560 CD, .100 dome; DUROSHIELD® skirt coated piston
8	POWERFORGED	80	L-2256F Std-20-30-40-60	For use in RV Appl.; For use in Perf. Appl.; Powerforged; 0.9275" Pin Dia.; 2 Rings 5/64 Groove, 1 Ring 3/16 Groove, 1.563 CD, Flat, 4 reliefs; DUROSHIELD® skirt coated piston
8	POWERFORGED Piston-Individual	80	WL-2304F Std-30-60	For use in RV Appl.; For use in Perf. Appl.; Powerforged; 0.9275" Pin Dia.; 2 Rings 5/64 Groove, 1 Ring 3/16 Groove, 1.560 CD, .100 dome; DUROSHIELD® skirt coated piston

KCOFB

KCOFB

(continued on next page)

GMC Truck (Incl. SUV's)

350 5.7L (5736cc) OHV V8 (16 Valve) (Chevrolet), 4" Bore (GMC Eng.), 2 Bbl. "VIN P" 1980 **74**
(cont.)

QTY	PISTON (cont.)	YEARS	PART NO.	DESCRIPTION
8	POWERFORGED Piston-Individual	80	WL-2256F Std-20-30-40-60	For use in RV Appl.; For use in Perf. Appl.; Powerforged; 0.9275" Pin Dia.; 2 Rings 5/64 Groove, 1 Ring 3/16 Groove, 1.563 CD, Flat, 4 reliefs; DUROSHIELD® skirt coated piston
1	POWERFORGED Piston Set w/Rings	80	8KL2256F 30 30-40-60	For use in RV Appl.; For use in Perf. Appl.; Powerforged; 0.9272" Pin Dia.; 2 Rings 5/64 Groove, 1 Ring 3/16 Groove, 1.563 CD, Flat Head w/4 valve reliefs. DUROSHIELD® skirt coated piston.
8	Pin	80	P-2208 Std-3-5-0015	Use w/L-2256F or L-2403NF piston; 0.6200" Inside Dia., 0.9272" Outside Dia.
QTY	RINGS	YEARS	PART NO.	DESCRIPTION
1	Premium Set	80	E-251KC Std-20-30-40-60	2-5/64, 1-3/16; Premium Chrome
1	Premium Set	80	E-251K Std-10-20-30-40-60	2-5/64, 1-3/16; Premium Moly
1	Premium Set	80	R-9903 Std-20-30-60	2-5/64, 1-3/16; Speed-Pro plasma-moly Perf. ring set
1	Standard Set	80	E-251X Std-10-20-30-40-60-80	2-5/64, 1-3/16; Iron
8	Premium Single Cylinder Set	80	WE-251K Std-30-40-60	2-5/64, 1-3/16; Premium Moly
8	Standard Single Cylinder Set	80	WE-251X Std-30-40-60	2-5/64, 1-3/16; Iron
QTY	SLEEVE	YEARS	PART NO.	DESCRIPTION
8	Repair Sleeve	80	SL-22Y Std Only	1/8" wall, must be cut to correct length; O.A.L. 10.250"
8	Repair Sleeve	80	SL-350M Std Only	3/32" wall, cut to length; Press fit sleeve
8	Repair Sleeve	80	SL-22M Std Only	3/32" wall, must be cut to correct length; O.A.L. 10.250"
QTY	ENGINE BEARINGS	YEARS	PART NO.	DESCRIPTION
1	Main Set	80	4663M Std-1-2-10-20-30-40-60	
1	Main Set	80	6688M 10 10-20-30	.020" O/S length flange brg.
1	Main Set	80	4663MA Std-1-2-10-20-30-40-60	A-Series aluminum bearings
1	Main Set	80	7329MA 10 10-20	A-Series aluminum bearings ; .010" O/S length flange brg.
1	Main Set	80	7274MA 10X20 10X20	A-Series aluminum bearings ; w/.020" O/S OD
1	Rod Set	80	8-2555CP Std-1-10-20-30-40-50	8-2555CA 60 avail. as unplated & resizeable; Overplated copper-lead alloy
1	Rod Set	80	8-2555A Std-1-10-20-30-40-50-60	A-Series aluminum bearings
1	Rod Set	80	8-2555A 10X2 10X2-20X2-30X2-40X2	A-Series aluminum bearings ; Use in .002" O/S Rod Bore
1	Rod Set	80	8-2555CA 60 60	Unplated & resizeable
1	Rod Set	80	8-2555CP 10X2 + 10X2-20X2	Use in .002" O/S Rod Bore; Overplated copper-lead alloy; Superseded - When depleted use 8-2555A 10X2
8	Rod Pair	80	2555A Std-1-2-10-20-30-40-50-60	A-Series aluminum bearings
8	Rod Pair	80	2555CP Std-1-2-10-20-30-40-50	Overplated copper-lead alloy
8	Rod Pair	80	2555CA 60 60	Unplated & resizeable
8	Rod Pair	80	2555CP 10X2 + 10X2-20X2	Use in .002" O/S Rod Bore; Superseded - When depleted use 2555A 10X2
1	Cam Set	80	1750M Std Only	2.030" housing bore
1	Cam Set	80	1235M Std-1-10	Babbitt material; Full round design
1	Cam Set	80	1749M Std Only	Bi-Metal Aluminum
1	Cam Set	80	2100M Std Only	Race Performance
QTY	OIL PUMP	YEARS	PART NO.	DESCRIPTION
1	Oil Pump	80	224-4146	5/8" inlet
1	Oil Pump	80	224-4143	High Volume, check pan for clearance; 5/8" inlet; Use shaft w/steel guide
1	Inter. Shaft	80	224-6146E	Has steel shaft guide; Eliminates nylon shaft guide
1	Inter. Shaft	80	224-6146	Use w/nylon shaft guide
1	Oil Pump Shaft Guide	80	224-43343	Nylon
1	Screen Assy.	80	224-1346	5/8" inlet tube
QTY	GASKETS	YEARS	PART NO.	DESCRIPTION
1	Kit Gasket Set	80	260-1045	Head bolts not incl.; Premium valve stem seals incl.
2	Head Bolt Set	80	260-2500 Std Only	Replacement recommended
QTY	FREEZE PLUGS	YEARS	PART NO.	DESCRIPTION
1	Brass Block Plug Kit	80	381-8007	
1	Steel Block Plug Kit	80	381-4011	
1	Brass Deep Cup Freeze Plug	80	381-9001	VINTAGE; 1.625" Diameter
1	Steel Deep Cup Freeze Plug	80	381-3095	0.500" Diameter
1	Steel Deep Cup Freeze Plug	80	381-3041	1.625" Diameter
1	Steel Shallow Cup Freeze Plug	80	381-2078	2.109" Diameter
RE-RING KIT				
YEARS	DESCRIPTION			
80	Incl. A-Series aluminum bearings ; Premium valve stem seals incl.		Re-ring	PREMIUM KIT NO. 205-658 ECONOMY KIT NO. 205-158

(continued on next page)

GMC Truck (Incl. SUV's)

74 350 5.7L (5736cc) OHV V8 (16 Valve) (Chevrolet), 4" Bore (GMC Eng.), 2 Bbl. "VIN P" 1980
(cont.)

K I T S	RE-RING KIT (cont.)		RE-RING KIT NO.	ECONOMY KIT NO.	K I T S
	YEARS	DESCRIPTION			
	80	Incl. A-Series aluminum bearings ; Premium valve stem seals incl.	205-658M	205-158M	
	OVERHAUL KIT				
	80	Incl. A-Series aluminum bearings ; Premium valve stem seals incl.; Incl. 5/8" inlet oil pump; Incl. double rlr. type chain	MK-658C	MK-158C	
	80	Incl. A-Series aluminum bearings ; Premium valve stem seals incl.; Incl. 5/8" inlet oil pump; w/.405" tooth width sprocket	MK-658A	MK-158A	

75 350 5.7L (5736cc) OHV V8 (16 Valve) (Chevrolet), 4" Bore (GMC Eng.), 2 Bbl. "VIN V" 1976-1973

V A L V E T R A I N	QTY	TIMING	YEARS	PART NO.	DESCRIPTION	V A L V E T R A I N
		1	3 Piece Set	76-73	KT3-163S	
	1	3 Piece Set	76-73	KT3-499S	Powdered Metal Crank Sprocket; w/.405" tooth width sprocket; (1) 222-499; (1) 223-390; (1) 223-391	
	1	Timing Set w/Gaskets	76-75	CTS-1003	Incl. double rlr. type chain	
	1	Timing Set w/Gaskets	76-75	CTS-1000	w/.405" tooth width sprocket	
	1	Timing Set w/Gaskets	74-73	CTS-1002	VINTAGE; Incl. double rlr. type chain	
	1	Timing Set w/Gaskets	74-73	CTS-1001	VINTAGE; w/.405" tooth width sprocket	
	1	Timing Chain	76-73	222-163	Double rlr.; 58 Links	
	1	Timing Chain	76-73	222-499	Use w/.405" tooth width sprocket; 46 Links	
	1	Crank Sprocket	76-73	223-289	Double row; 22 Teeth	
	1	Crank Sprocket	76-73	223-391	Powdered metal; .405" tooth width sprocket; 18 Teeth	
	1	Cam Sprocket	76-73	223-390	.405" tooth width sprocket; 36 Teeth	
	1	Cam Sprocket	76-73	223-288	Double row; 44 Teeth	
	1	Cam Sprocket	76-73	223-390N	Nylon; .405" tooth width sprocket; 36 Teeth	
	QTY	CAMSHAFT/LIFTER	YEARS	PART NO.	DESCRIPTION	
	1	Camshaft	76-75	CS-274	Hydraulic, (050) Duration at .050 Lobe Lift, 203 Exh., 194 Int., 112 Degrees Lobe Separation	
	1	Camshaft	74-73	CS-274	Exc. Calif. Emis.; Hydraulic, (050) Duration at .050 Lobe Lift, 203 Exh., 194 Int., 112 Degrees Lobe Separation	
	1	Performance Cam	76-73	CS-1103R	Emissions Legal Cam; CARB E.O. No. D-292-1; Pro-1500 Perf. Cam; 0.42" Exh. Valve Lift, 0.398" Int. Valve Lift, Hydraulic, (050) Duration at .050 Lobe Lift, 204 Exh., 194 Int., 112 Degrees Lobe Separation	
	1	Performance Cam	76-73	CS-1014R	Emissions Legal Cam; CARB E.O. No. D-292-1; Pro-2000 Perf. Cam; 0.443" Exh. Valve Lift, 0.42" Int. Valve Lift, Hydraulic, (050) Duration at .050 Lobe Lift, 214 Exh., 204 Int., 112 Degrees Lobe Separation	
	1	Performance Cam	76-73	CS-1106R	Emissions Legal Cam; CARB E.O. No. D-292-1; Pro-3000 Perf. Cam; 0.465" Exh. Valve Lift, 0.443" Int. Valve Lift, Hydraulic, (050) Duration at .050 Lobe Lift, 224 Exh., 214 Int., 112 Degrees Lobe Separation	
	1	Prelube		55-403 Std Only	1.5 oz. packet	
	1	Prelube		55-400 Std Only	4 oz. bottle; 1.5 oz. packet No. 55-403 also avail.	
	16	Lifter	76-73	HT-817 Std Only	Hyd.	
	16	Lifter	76-73	HT-817R Std Only	Speed-Pro Hi-Revolution Hyd.	
	16	Lifter, Bulk	76-73	HT-817B Std Only	Hyd.; Carton of 128	
	16	Lifter, Bulk	76-73	HT-817RB Std Only	Speed-Pro Hi-Revolution Hyd.; Carton of 128	
	QTY	CAM KIT	YEARS	PART NO.	DESCRIPTION	
	1	Cam/Lifter Kit	76-73	KC-1103R	Emissions Legal Cam; CARB E.O. No. D-292-1; Hyd.; Pro-1500 Perf. Cam; Duration at .050", 194 Int., 204 Exh.; Valve lift .398" Int., .420" Exh.; Lobe Separation 112 Degrees; (1) 55-403B; (1) CS-1103R; (16) HT-817	
	1	Cam/Lifter Kit	76-73	KC-1014R	Emissions Legal Cam; CARB E.O. No. D-292-1; Hyd.; Pro-2000 Perf. Cam; Duration at .050", 204 Int., 214 Exh.; Valve lift .420" Int., .443" Exh.; Lobe Separation 112 Degrees; (1) 55-403B; (1) CS-1014R; (16) HT-817	
	1	Cam/Lifter Kit	76-73	KC-1106R	Emissions Legal Cam; CARB E.O. No. D-292-1; Hyd.; Pro-3000 Perf. Cam; Duration at .050", 214 Int., 224 Exh.; Valve lift .443" Int., .465" Exh.; Lobe Separation 112 Degrees; (1) 55-403B; (1) CS-1106R; (16) HT-817	
	1	Cam/Lifter Kit	76-75	KC-274	Hyd.; (1) 55-403B; (1) CS-274; (16) HT-817	
	1	Cam/Lifter Kit	74-73	KC-274	Exc. Calif. Emis.; Hyd.; (1) 55-403B; (1) CS-274; (16) HT-817	

(continued on next page)

GMC Truck (Incl. SUV's)

350 5.7L (5736cc) OHV V8 (16 Valve) (Chevrolet), 4" Bore (GMC Eng.), 2 Bbl. "VIN V" 1976-1973 75
(cont.)

QTY	CAM KIT (cont.)	YEARS	PART NO.	DESCRIPTION
1	Cam/Lifter/Timing Kit	76-73	KCT-1014R	Emissions Legal Cam; CARB E.O. No. D-292-1; Hyd.; Pro-2000 Perf. Cam; Duration at .050", 204 Int., 214 Exh.; Valve lift .420" Int., .443" Exh.; Lobe Separation 112 Degrees; (1) 55-403B; (1) CS-1014R; (1) CTS-1100NR; (16) HT-817
1	Cam/Lifter/Timing Kit	76-75	KCT-274C	Hyd.; Incl. double rlr. type chain; (1) 55-403B; (1) CS-274; (16) HT-817; (1) KT3-163S
1	Cam/Lifter/Timing Kit	76-75	KCT-274	Hyd.; w/.405" tooth width sprocket; (1) 55-403B; (1) CS-274; (16) HT-817; (1) KT3-499S
1	Cam/Lifter/Timing Kit	74-73	KCT-274C	Exc. Calif. Emis.; Hyd.; Incl. double rlr. type chain; (1) 55-403B; (1) CS-274; (16) HT-817; (1) KT3-163S
1	Cam/Lifter/Timing Kit	74-73	KCT-274	Exc. Calif. Emis.; Hyd.; w/.405" tooth width sprocket; (1) 55-403B; (1) CS-274; (16) HT-817; (1) KT3-499S
QTY	PUSH ROD	YEARS	PART NO.	DESCRIPTION
16	Push Rod	76-73	RP-3093 Std Only	7.7940" O.A.L.
16	Push Rod	76-73	RP-3212R Std-100-150-200	Chrome-Moly; 7.7900" O.A.L.
16	Push Rod, Bulk	76-73	BRP-3093 Std Only	Carton of 100; 7.7940" O.A.L.
16	Push Rod, Bulk	76-73	BRP-3212R Std-100	Chrome-Moly; Carton of 100; 7.7900" O.A.L.
8	Push Rod Guide Plate	76-73	MR-1930 Std Only	Speed-Pro flat guide plate for 3/8" dia. push rods; Requires screw-in studs
8	Push Rod Guide Plate	76-73	MR-1896 Std Only	Speed-Pro flat guide plate for 5/16" dia. push rods; Requires screw-in studs
8	Push Rod Guide Plate	76-73	MR-1892 Std Only	Speed-Pro stepped guide plate for 3/8" dia. push rods; Requires screw-in studs
8	Push Rod Guide Plate	76-73	MR-1891 Std Only	Speed-Pro stepped guide plate for 5/16" dia. push rods; Requires screw-in studs
QTY	ROCKER PARTS	YEARS	PART NO.	DESCRIPTION
16	Arm Assy.	76-73	R-826 Std Only	Incl. arm, ball & nut
16	Arm Assy., Bulk	76-73	R-826A Std Only	Incl. arm, ball & nut; Carton of 64
16	Arm	76-73	R-826A Std Only	
16	Rocker Arm Ball	76-73	MR-1783 Std Only	
16	Nut	76-73	MR-1751 Std Only	Self-locking, 3/8" x 24 threads
16	Stud	76-73	MR-1752 Std Only	.003" O/S; 3/8" x 24 x 2.495"
16	Stud	76-73	MR-1949 Std Only	.372" x 24 x 2.495"
16	Stud	76-73	MR-1865RS Std Only	Speed-Pro 3/8" dia. Perf. screw-in stud; requires head machining
QTY	VALVE	YEARS	PART NO.	DESCRIPTION
8	Exhaust	76-75	V-1988X Std-3-15	1 groove; Chrome plated stem; Stellite face; 1.5000" Head Dia., 0.3718" Stem Dia., 4.9230" O.A.L.
8	Exhaust	76-73	V-1904 Std-3-15-30	Chrome plated stem; 1.5000" Head Dia., 0.3414" Stem Dia., 4.9280" O.A.L.
8	Exhaust	76-73	V-1888X Std Only	Chrome plated stem; Stellite face; 1.5000" Head Dia., 0.3412" Stem Dia., 4.9230" O.A.L.
8	Exhaust	74-73	V-1199 Std-3-5-15-30	VINTAGE; 1.5000" Head Dia., 0.3415" Stem Dia., 4.9280" O.A.L.
8	Exhaust, Bulk	76-75	V-1988XB Std-15	1 groove; Chrome plated stem; Stellite face; Carton of 25; 1.5000" Head Dia., 0.3718" Stem Dia., 4.9230" O.A.L.
8	Exhaust, Bulk	76-73	V-1904B Std-15	Chrome plated stem; Carton of 25; 1.5000" Head Dia., 0.3414" Stem Dia., 4.9280" O.A.L.
8	Exhaust, Bulk	74-73	V-1199B Std Only	VINTAGE; Carton of 25; 1.5000" Head Dia., 0.3415" Stem Dia., 4.9280" O.A.L.
8	Intake	76-73	V-1927 Std-15	Chrome plated stem; 1.7200" Head Dia., 0.3413" Stem Dia., 4.9170" O.A.L.
8	Intake	76-73	V-1926 Std-3-15	Chrome plated stem; 1.9400" Head Dia., 0.3414" Stem Dia., 4.8800" O.A.L.
8	Intake	76-73	V-1926Y 15	Chrome plated stem; w/.708" reduced end length; 1.9400" Head Dia., 0.3564" Stem Dia., 4.8800" O.A.L.
8	Intake	74-73	V-1928 Std Only	VINTAGE; Chrome plated stem; 1.7200" Head Dia., 0.3420" Stem Dia., 4.9170" O.A.L.
8	Intake, Bulk	76-73	V-1927B Std Only	Chrome plated stem; Carton of 25; 1.7200" Head Dia., 0.3413" Stem Dia., 4.9170" O.A.L.
8	Intake, Bulk	76-73	V-1926B Std-15	Chrome plated stem; Carton of 25; 1.9400" Head Dia., 0.3410" Stem Dia., 4.8800" O.A.L.
QTY	VALVE GUIDE	YEARS	PART NO.	DESCRIPTION
8	Guide	76-73	VG-5046 Std Only	Loc. Exh.; .502" OD; 0.3740" ID, 2.2500" O.A.L.
8	Guide	76-73	VG-5038 Std Only	Loc. Int.; 0.3430" ID, 2.1200" O.A.L.
8	Guide, Bulk	76-73	VG-5038B Std Only	Loc. Int.; Carton of 50; 0.3430" ID, 2.1200" O.A.L.
QTY	VALVE SPRING	YEARS	PART NO.	DESCRIPTION
8	Spring	76-73	VS-727 Std Only	Loc. Exh.; Incl. damper; 1.9100" Free Height
8	Spring	76-73	VS-677 Std Only	Loc. Int.; Incl. damper; 2.0300" Free Height
8	Spring, Bulk	76-73	VS-727B Std Only	Loc. Exh.; Incl. damper; Carton of 250; 1.9100" Free Height

VALVE TRAIN

VALVE TRAIN

(continued on next page)

GMC Truck (Incl. SUV's)

75 350 5.7L (5736cc) OHV V8 (16 Valve) (Chevrolet), 4" Bore (GMC Eng.), 2 Bbl. "VIN V" 1976-1973
(cont.)

QTY	VALVE SPRING (cont.)	YEARS	PART NO.	DESCRIPTION
8	Spring, Bulk	76-73	VS-677B Std Only	Loc. Int.; Incl. damper; Carton of 250; 2.0300" Free Height
QTY	VALVE SEAL	YEARS	PART NO.	DESCRIPTION
8	Valve Stem Seal	76-73	MV-1903 Std Only	Loc. Exh.; Use w/repair guide; Positive type; (RBB) Rubber
8	Valve Stem Seal	76-73	ST-2001 Std Only	Loc. Exh.; w/.343" stem dia.; Positive type; Installation requires valve guide machining; (RBBTF) Rubber/PTFE
8	Valve Stem Seal	76-73	ST-2004 Std Only	Loc. Exh.; w/.375" stem dia.; Positive type; Installation requires valve guide machining; (RBBTF) Rubber/PTFE
8	Valve Stem Seal	76-73	MV-1903 Std Only	Loc. Int.; Use w/repair guide; Positive type; (RBB) Rubber
8	Valve Stem Seal	76-73	ST-2001 Std Only	Loc. Int.; w/.343" stem dia.; Positive type; Installation requires valve guide machining; (RBBTF) Rubber/PTFE
8	Valve Stem Seal	76-73	ST-2004 Std Only	Loc. Int.; w/.375" stem dia.; Positive type; Installation requires valve guide machining; (RBBTF) Rubber/PTFE
16	Valve Stem Seal	76-73	MV-1233C Std Only	O-Ring; (RBB) Rubber
16	Valve Stem Seal	76-73	MV-1598C Std Only	Umbrella type; (RBB) Rubber
8	Valve Stem Seal Bulk	76-73	ST-2001BC Std Only	Loc. Exh.; w/.343" stem dia.; Positive type; Installation requires valve guide machining; Carton of 100; (RBBTF) Rubber/PTFE
8	Valve Stem Seal Bulk	76-73	ST-2004BC Std Only	Loc. Exh.; w/.375" stem dia.; Positive type; Installation requires valve guide machining; Carton of 100; (RBBTF) Rubber/PTFE
8	Valve Stem Seal Bulk	76-73	ST-2001BC Std Only	Loc. Int.; w/.343" stem dia.; Positive type; Installation requires valve guide machining; Carton of 100; (RBBTF) Rubber/PTFE
8	Valve Stem Seal Bulk	76-73	ST-2004BC Std Only	Loc. Int.; w/.375" stem dia.; Positive type; Installation requires valve guide machining; Carton of 100; (RBBTF) Rubber/PTFE
16	Valve Stem Seal Bulk	76-73	MV-1233 Std Only	O-Ring; Carton of 100; (RBB) Rubber
16	Valve Stem Seal Bulk	76-73	MV-1598 Std Only	Umbrella type; Carton of 100; (RBB) Rubber
QTY	VALVE SEAT	YEARS	PART NO.	DESCRIPTION
8	Seat	76-73	245-1562-1 Std Only	Loc. Exh.; 1.5675" OD, 1.3125" ID, 0.2160" Depth
8	Seat	76-73	245-1562-1N Std Only	Loc. Exh.; Premium Material; 1.5675" OD, 1.3125" ID, 0.2160" Depth
8	Seat	76-73	245-2125-1 Std Only	Loc. Int.; Use w/V-1926; 2.1305" OD, 1.8125" ID, 0.2480" Depth
QTY	VALVE, MISC	YEARS	PART NO.	DESCRIPTION
32	Keeper	76-73	VK-115A Std Only	1 groove; Square cut key groove; Carton pack 24
32	Keeper	76-73	VK-115 Std Only	1 groove; Square cut key groove; Carton pack 32
32	Keeper	76-73	VK-115R Std Only	1 groove; Square cut key groove; Hardened
32	Keeper, Bulk	76-73	VK-115B Std Only	1 groove; Square cut key groove; Carton of 1000
16	Spring Insert	76-73	259-203C Std Only	.015"; Carton of 100
16	Spring Insert	76-73	259-203B Std Only	.030"; Carton of 100
16	Spring Insert	76-73	259-203BRS Std Only	.030"; Carton of 500
16	Spring Insert	76-73	259-203A Std Only	.060"; Carton of 100
16	Spring Insert	76-73	259-203ARS Std Only	.060"; Carton of 500
8	Rotocap	76-73	RC-157S Std Only	Loc. Exh.
QTY	PISTON	YEARS	PART NO.	DESCRIPTION
8	Cast Piston	76-73	H423DCP * Std-20-30-40-60-80	Hypereutectic; w/machined valve reliefs and circlip grooves; Use w/LR-63 lock ring for floated applications; .9275" Pin Dia.; 2 Rings 5/64 Groove, 1 Ring 3/16 Groove, 1.548 CD, .098 dish, 4 reliefs; Use w/Lock Ring LR-63; DUROSHIELD® skirt coated piston
8	Cast Piston	76-73	H423ACP 40 + 40-60-80	Hypereutectic; w/machined valve reliefs and circlip grooves; Use w/LR-63 lock ring for floated applications; .9275" Pin Dia.; 2 Rings 5/64 Groove, 1 Ring 3/16 Groove, 1.548 CD, Recessed Head .098" deep x 2.771" dia. w/4 valve reliefs; DUROSHIELD® skirt coated piston; Superseded - When depleted use H423DCP 40
8	Cast Piston	76-73	H423NP 20 20	Perf. or reg. duty operation; Not O.E. duplicate Wt.; Use in sets only; Hypereutectic; .9275" Pin Dia.; 2 Rings 5/64 Groove, 1 Ring 3/16 Groove, 1.540 CD, .100 dish, 4 reliefs
8	Cast Piston - Individual	76-73	WH423DCP Std-20-30-40-60	Hypereutectic; w/machined valve reliefs and circlip grooves; Use w/LR-63 lock ring for floated applications; .9275" Pin Dia.; 2 Rings 5/64 Groove, 1 Ring 3/16 Groove, 1.548 CD, .098 dish, 4 reliefs; Use w/Lock Ring LR-63; DUROSHIELD® skirt coated piston
8	Cast Piston - Individual	76-73	WH423ACP + Std-20-30-40-60	Hypereutectic; w/machined valve reliefs and circlip grooves; Use w/LR-63 lock ring for floated applications; .9275" Pin Dia.; 2 Rings 5/64 Groove, 1 Ring 3/16 Groove, 1.548 CD, Recessed Head .098" deep x 2.771" dia. w/4 valve reliefs; DUROSHIELD® skirt coated piston; Superseded - When depleted use WH423DCP

VALVE TRAIN

VALVE TRAIN

BLOCK

BLOCK

(continued on next page)

GMC Truck (Incl. SUV's)

350 5.7L (5736cc) OHV V8 (16 Valve) (Chevrolet), 4" Bore (GMC Eng.), 2 Bbl. "VIN V" 1976-1973 75
(cont.)

QTY	PISTON (cont.)	YEARS	PART NO.	DESCRIPTION
1	Cast Piston Set w/Prem. Rings	76-73	8KH618CP 30 30-40-60	Hypereutectic; 0.9275" Pin Dia.; 2 Rings 5/64 Groove, 1 Ring 3/16 Groove, 1.560 CD, Domed Head .125 high w/2 valve reliefs. DUROSHIELD® skirt coated piston.
1	Cast Piston Set w/Prem. Rings	76-73	8KH423ACP 30 + 30-40-60	Hypereutectic; w/machined valve reliefs and circlip grooves; Use w/LR-63 lock ring for floated applications; .9275" Pin Dia.; 2 Rings 5/64 Groove, 1 Ring 3/16 Groove, 1.548 CD, Recessed Head .098" deep x 2.771" dia. w/4 valve reliefs; DUROSHIELD® skirt coated piston; Superseded - When depleted use 8KH423DCP 30
1	Cast Piston Set w/Prem. Rings	76-73	8KH423DCP 30 30-40-60	Hypereutectic; w/machined valve reliefs and circlip grooves; Use w/LR-63 lock ring for floated applications; .9275" Pin Dia.; 2 Rings 5/64 Groove, 1 Ring 3/16 Groove, Recessed Head .098" deep x 2.771" dia. w/4 valve reliefs; DUROSHIELD® skirt coated piston
8	POWERFORGED	76-73	L-2403NF Std-20-30-40-60	Powerforged; 0.9275" Pin Dia.; 2 Rings 5/64 Groove, 1 Ring 3/16 Groove, 1.562 CD, Recessed Head .068 deep. DUROSHIELD® skirt coated piston.
8	POWERFORGED Piston-Individual	76-73	WL-2403NF Std-20-30-40-60	Powerforged; 0.9275" Pin Dia.; 2 Rings 5/64 Groove, 1 Ring 3/16 Groove, 1.562 CD, Recessed Head .068 deep. DUROSHIELD® skirt coated piston.
1	POWERFORGED Piston Set w/Rings	76-73	8KL2256F 30 30-40-60	Powerforged; 0.9272" Pin Dia.; 2 Rings 5/64 Groove, 1 Ring 3/16 Groove, 1.563 CD, Flat Head w/4 valve reliefs. DUROSHIELD® skirt coated piston.
8	Pin	76-73	P-2208 Std-3-5-0015	Use w/L-2256F or L-2403NF piston; 0.6200" Inside Dia., 0.9272" Outside Dia.
QTY	RINGS	YEARS	PART NO.	DESCRIPTION
1	Premium Set	76-73	E-251KC Std-20-30-40-60	2-5/64, 1-3/16; Premium Chrome
1	Premium Set	76-73	E-251K Std-10-20-30-40-60	2-5/64, 1-3/16; Premium Moly
1	Premium Set	76-73	R-9903 Std-20-30-60	2-5/64, 1-3/16; Speed-Pro plasma-moly Perf. ring set
1	Standard Set	76-73	E-251X Std-10-20-30-40-60-80	2-5/64, 1-3/16; Iron
8	Premium Single Cylinder Set	76-73	WE-251K Std-30-40-60	2-5/64, 1-3/16; Premium Moly
8	Standard Single Cylinder Set	76-73	WE-251X Std-30-40-60	2-5/64, 1-3/16; Iron
QTY	SLEEVE	YEARS	PART NO.	DESCRIPTION
8	Repair Sleeve	76-73	SL-22Y Std Only	1/8" wall, must be cut to correct length; O.A.L. 10.250"
8	Repair Sleeve	76-73	SL-350M Std Only	3/32" wall, cut to length; Press fit sleeve
8	Repair Sleeve	76-73	SL-22M Std Only	3/32" wall, must be cut to correct length; O.A.L. 10.250"
QTY	ENGINE BEARINGS	YEARS	PART NO.	DESCRIPTION
1	Main Set	76-73	4663M Std-1-2-10-20-30-40-60	
1	Main Set	76-73	6688M 10 10-20-30	.020" O/S length flange brg.
1	Main Set	76-73	4663MA Std-1-2-10-20-30-40-60	A-Series aluminum bearings
1	Main Set	76-73	7329MA 10 10-20	A-Series aluminum bearings ; .010" O/S length flange brg.
1	Main Set	76-73	7274MA 10X20 10X20	A-Series aluminum bearings ; w/.020" O/S OD
1	Rod Set	76-73	8-2555CP Std-1-10-20-30-40-50	8-2555CA 60 avail. as unplated & resizeable; Overplated copper-lead alloy
1	Rod Set	76-73	8-2555A Std-1-10-20-30-40-50-60	A-Series aluminum bearings
1	Rod Set	76-73	8-2555A 10X2 10X2-20X2-30X2-40X2	A-Series aluminum bearings ; Use in .002" O/S Rod Bore
1	Rod Set	76-73	8-2555CA 60 60	Unplated & resizeable
1	Rod Set	76-73	8-2555CP 10X2 + 10X2-20X2	Use in .002" O/S Rod Bore; Overplated copper-lead alloy; Superseded - When depleted use 8-2555A 10X2
8	Rod Pair	76-73	2555A Std-1-2-10-20-30-40-50-60	A-Series aluminum bearings
8	Rod Pair	76-73	2555CP Std-1-2-10-20-30-40-50	Overplated copper-lead alloy
8	Rod Pair	76-73	2555CA 60 60	Unplated & resizeable
8	Rod Pair	76-73	2555CP 10X2 + 10X2-20X2	Use in .002" O/S Rod Bore; Superseded - When depleted use 2555A 10X2
1	Cam Set	76-73	1750M Std Only	2.030" housing bore
1	Cam Set	76-73	1235M Std-1-10	Babbitt material; Full round design
1	Cam Set	76-73	1749M Std Only	Bi-Metal Aluminum
1	Cam Set	76-73	2100M Std Only	Race Performance
QTY	OIL PUMP	YEARS	PART NO.	DESCRIPTION
1	Oil Pump	76-73	224-4146	5/8" inlet
1	Oil Pump	76-73	224-4143	High Volume, check pan for clearance; 5/8" inlet; Use shaft w/steel guide
1	Inter. Shaft	76-73	224-6146E	Has steel shaft guide; Eliminates nylon shaft guide
1	Inter. Shaft	76-73	224-6146	Use w/nylon shaft guide
1	Oil Pump Shaft Guide	76-73	224-43343	Nylon
1	Screen Assy.	76-73	224-1246	5/8" inlet tube

**B
L
O
C
K**

**B
L
O
C
K**

(continued on next page)

GMC Truck (Incl. SUV's)

75 350 5.7L (5736cc) OHV V8 (16 Valve) (Chevrolet), 4" Bore (GMC Eng.), 2 Bbl. "VIN V" 1976-1973 (cont.)

BLOCK	QTY	GASKETS	YEARS	PART NO.	DESCRIPTION	BLOCK
	1	Kit Gasket Set	76-73	260-1000	VINTAGE; Head bolts not incl.	
	1	Kit Gasket Set	76-75	260-1000BT	VINTAGE; Head bolts not incl.; PermaDryPlus® valve cover & oil pan gskts. incl.; PermaDryPlus® water outlet gskt. incl.	
	1	Kit Gasket Set	74-73	260-1000AT	VINTAGE; Head bolts not incl.; PermaDryPlus® valve cover & oil pan gskts. incl.; PermaDryPlus® water outlet gskt. incl.	
	2	Head Bolt Set	76-73	260-2500 Std Only	Replacement recommended	
QTY	FREEZE PLUGS	YEARS	PART NO.	DESCRIPTION		
1	Brass Block Plug Kit	76-73	381-8007			
1	Steel Block Plug Kit	76-73	381-4011			
1	Brass Deep Cup Freeze Plug	76-73	381-9001	VINTAGE; 1.625" Diameter		
1	Steel Deep Cup Freeze Plug	76-73	381-3095	0.500" Diameter		
1	Steel Deep Cup Freeze Plug	76-73	381-3041	1.625" Diameter		
1	Steel Shallow Cup Freeze Plug	76-73	381-2078	2.109" Diameter		

76 350 5.7L (5736cc) OHV V8 (16 Valve) (Chevrolet), 4" Bore (GMC Eng.), 2 Bbl. LPG "VIN W" 1976-1973

VALVE TRAIN	QTY	TIMING	YEARS	PART NO.	DESCRIPTION	VALVE TRAIN
	1	3 Piece Set	74	KT3-163S	Chevrolet C10 Pickup Base, C10 Suburban Base, C20 Pickup Base, C20 Suburban Base, C30 Pickup Base, G20 Van Base; H/D; Incl. double rlr. type chain; (1) 222-163; (1) 223-288; (1) 223-289	
	1	3 Piece Set	74-73	KT3-499S	Powdered Metal Crank Sprocket; w/.405" tooth width sprocket; (1) 222-499; (1) 223-390; (1) 223-391	
	1	Timing Chain	74	222-163	Chevrolet C10 Pickup Base, C10 Suburban Base, C20 Pickup Base, C20 Suburban Base, C30 Pickup Base, G20 Van Base; H/D; Double rlr.; 58 Links	
	1	Timing Chain	74-73	222-499	Use w/.405" tooth width sprocket; 46 Links	
	1	Crank Sprocket	74	223-289	Chevrolet C10 Pickup Base, C10 Suburban Base, C20 Pickup Base, C20 Suburban Base, C30 Pickup Base, G20 Van Base; H/D; Double row; 22 Teeth	
	1	Crank Sprocket	74-73	223-391	Powdered metal; .405" tooth width sprocket; 18 Teeth	
	1	Cam Sprocket	74-73	223-390	.405" tooth width sprocket; 36 Teeth	
	1	Cam Sprocket	74	223-288	Chevrolet C10 Pickup Base, C10 Suburban Base, C20 Pickup Base, C20 Suburban Base, C30 Pickup Base, G20 Van Base; H/D; Double row; 44 Teeth	
	1	Cam Sprocket	74-73	223-390N	Nylon; .405" tooth width sprocket; 36 Teeth	
QTY	CAMSHAFT/LIFTER	YEARS	PART NO.	DESCRIPTION		
1	Camshaft	76-73	CS-274	Hydraulic, (050) Duration at .050 Lobe Lift, 203 Exh., 194 Int., 112 Degrees Lobe Separation		
1	Prelube		55-403 Std Only	1.5 oz. packet		
1	Prelube		55-400 Std Only	4 oz. bottle; 1.5 oz. packet No. 55-403 also avail.		
16	Lifter	76-73	HT-817 Std Only	Hyd.		
16	Lifter, Bulk	76-73	HT-817B Std Only	Hyd.; Carton of 128		
QTY	CAM KIT	YEARS	PART NO.	DESCRIPTION		
1	Cam/Lifter Kit	76-73	KC-274	Hyd.; (1) 55-403B; (1) CS-274; (16) HT-817		
1	Cam/Lifter/Timing Kit	74-73	KCT-274	Hyd.; w/.405" tooth width sprocket; (1) 55-403B; (1) CS-274; (16) HT-817; (1) KT3-499S		
QTY	PUSH ROD	YEARS	PART NO.	DESCRIPTION		
16	Push Rod	76-73	RP-3093 Std Only	7.7940" O.A.L.		
16	Push Rod	76-73	RP-3212R Std-100-150-200	Chrome-Moly; 7.7900" O.A.L.		
16	Push Rod, Bulk	76-73	BRP-3093 Std Only	Carton of 100; 7.7940" O.A.L.		
16	Push Rod, Bulk	76-73	BRP-3212R Std-100	Chrome-Moly; Carton of 100; 7.7900" O.A.L.		
QTY	ROCKER PARTS	YEARS	PART NO.	DESCRIPTION		
16	Arm Assy.	76-73	R-826 Std Only	Incl. arm, ball & nut		
16	Arm Assy., Bulk	76-73	R-826B Std Only	Incl. arm, ball & nut; Carton of 64		
16	Arm	76-73	R-826A Std Only			
16	Rocker Arm Ball	76-73	MR-1783 Std Only			
16	Nut	76-73	MR-1751 Std Only	Self-locking, 3/8" x 24 threads		
16	Stud	76-73	MR-1752 Std Only	.003" O/S; 3/8" x 24 x 2.495"		
16	Stud	76-73	MR-1949 Std Only	.372" x 24 x 2.495"		
QTY	VALVE	YEARS	PART NO.	DESCRIPTION		
8	Exhaust	76-75	V-1988X Std-3-15	1 groove; Chrome plated stem; Stellite face; 1.5000" Head Dia., 0.3718" Stem Dia., 4.9230" O.A.L.		
8	Exhaust	74-73	V-1888X Std Only	1st Design; Chrome plated stem; Stellite face; 1.5000" Head Dia., 0.3412" Stem Dia., 4.9230" O.A.L.		
8	Exhaust	74-73	V-1988X Std-3-15	2nd Design; 1 groove; Chrome plated stem; Stellite face; 1.5000" Head Dia., 0.3718" Stem Dia., 4.9230" O.A.L.		
8	Exhaust, Bulk	76-73	V-1988XB Std-15	1 groove; Chrome plated stem; Stellite face; Carton of 25; 1.5000" Head Dia., 0.3718" Stem Dia., 4.9230" O.A.L.		

(continued on next page)

GMC Truck (Incl. SUV's)

**350 5.7L (5736cc) OHV V8 (16 Valve) (Chevrolet), 4" Bore (GMC Eng.), 2 Bbl. LPG "VIN W" 1976-1973 76
(cont.)**

QTY	VALVE (cont.)	YEARS	PART NO.	DESCRIPTION
8	Intake	76-73	V-1928 Std Only	VINTAGE; Chrome plated stem; 1.7200" Head Dia., 0.3420" Stem Dia., 4.9170" O.A.L.
QTY	VALVE GUIDE	YEARS	PART NO.	DESCRIPTION
8	Guide	76-73	VG-5046 Std Only	Loc. Exh.; .502" OD; 0.3740" ID, 2.2500" O.A.L
8	Guide	76-73	VG-5038 Std Only	Loc. Int.; 0.3430" ID, 2.1200" O.A.L
8	Guide, Bulk	76-73	VG-5038B Std Only	Loc. Int.; Carton of 50; 0.3430" ID, 2.1200" O.A.L
QTY	VALVE SPRING	YEARS	PART NO.	DESCRIPTION
8	Spring	76-73	VS-727 Std Only	Loc. Exh.; Incl. damper; 1.9100" Free Height
8	Spring	76-73	VS-677 Std Only	Loc. Int.; Incl. damper; 2.0300" Free Height
8	Spring, Bulk	76-73	VS-727B Std Only	Loc. Exh.; Incl. damper; Carton of 250; 1.9100" Free Height
8	Spring, Bulk	76-73	VS-677B Std Only	Loc. Int.; Incl. damper; Carton of 250; 2.0300" Free Height
QTY	VALVE SEAL	YEARS	PART NO.	DESCRIPTION
8	Valve Stem Seal	76-73	ST-2001 Std Only	Loc. Exh.; Use w/O.E. guide; w/.343" stem dia.; Positive type; Installation requires valve guide machining; (RBBTF) Rubber/PTFE
16	Valve Stem Seal	76-73	ST-2004 Std Only	Use w/O.E. guide; w/.371" stem dia.; Positive type; Installation requires valve guide machining; (RBBTF) Rubber/PTFE
16	Valve Stem Seal	76-73	MV-1903 Std Only	Use w/repair guide; w/.371" stem dia.; Positive type; (RBB) Rubber
8	Valve Stem Seal Bulk	76-73	ST-2001BC Std Only	Loc. Exh.; Use w/O.E. guide; w/.343" stem dia.; Positive type; Installation requires valve guide machining; Carton of 100; (RBBTF) Rubber/PTFE
16	Valve Stem Seal Bulk	76-73	ST-2004BC Std Only	Use w/O.E. guide; w/.371" stem dia.; Positive type; Installation requires valve guide machining; Carton of 100; (RBBTF) Rubber/PTFE
QTY	VALVE, MISC	YEARS	PART NO.	DESCRIPTION
32	Keeper	76-73	VK-115A Std Only	1 groove; Square cut key groove; Carton pack 24
32	Keeper	76-73	VK-115 Std Only	1 groove; Square cut key groove; Carton pack 32
32	Keeper	76-73	VK-115R Std Only	1 groove; Square cut key groove; Hardened
32	Keeper, Bulk	76-73	VK-115B Std Only	1 groove; Square cut key groove; Carton of 1000
16	Spring Insert	76-73	259-203C Std Only	.015"; Carton of 100
16	Spring Insert	76-73	259-203B Std Only	.030"; Carton of 100
16	Spring Insert	76-73	259-203BRS Std Only	.030"; Carton of 500
16	Spring Insert	76-73	259-203A Std Only	.060"; Carton of 100
16	Spring Insert	76-73	259-203ARS Std Only	.060"; Carton of 500
QTY	PISTON	YEARS	PART NO.	DESCRIPTION
8	Cast Piston	76-73	399P 30 30-40	VINTAGE; Cast; .9275" Pin Dia.; 2 Rings 5/64 Groove, 1 Ring 3/16 Groove, 1.560 CD, Flat Head w/2 valve reliefs - 9.0:1 C.R.
8	Cast Piston - Individual	76-73	W399P 30 30-40	VINTAGE; Cast; .9275" Pin Dia.; 2 Rings 5/64 Groove, 1 Ring 3/16 Groove, 1.560 CD, Flat Head w/2 valve reliefs - 9.0:1 C.R.
QTY	RINGS	YEARS	PART NO.	DESCRIPTION
1	Premium Set	76-73	E-251K Std-10-20-30-40-60	2-5/64, 1-3/16; Premium Moly
1	Standard Set	76-73	E-251X Std-10-20-30-40-60-80	2-5/64, 1-3/16; Iron
8	Premium Single Cylinder Set	76-73	WE-251K Std-30-40-60	2-5/64, 1-3/16; Premium Moly
8	Standard Single Cylinder Set	76-73	WE-251X Std-30-40-60	2-5/64, 1-3/16; Iron
QTY	SLEEVE	YEARS	PART NO.	DESCRIPTION
8	Repair Sleeve	76-73	SL-22Y Std Only	1/8" wall, must be cut to correct length; O.A.L. 10.250"
8	Repair Sleeve	76-73	SL-350M Std Only	3/32" wall, cut to length; Press fit sleeve
8	Repair Sleeve	76-73	SL-22M Std Only	3/32" wall, must be cut to correct length; O.A.L. 10.250"
QTY	ENGINE BEARINGS	YEARS	PART NO.	DESCRIPTION
1	Main Set	76-73	4663M Std-1-2-10-20-30-40-60	
1	Main Set	76-73	6688M 10 10-20-30	.020" O/S length flange brg.
1	Main Set	76-73	4663MA Std-1-2-10-20-30-40-60	A-Series aluminum bearings
1	Main Set	76-73	7329MA 10 10-20	A-Series aluminum bearings; .010" O/S length flange brg.
1	Rod Set	76-73	8-2555CP Std-1-10-20-30-40-50	8-2555CA 60 avail. as unplated & resizeable; Overplated copper-lead alloy
1	Rod Set	76-73	8-2555A Std-1-10-20-30-40-50-60	A-Series aluminum bearings
1	Rod Set	76-73	8-2555A 10X2 10X2-20X2-30X2-40X2	A-Series aluminum bearings; Use in .002" O/S Rod Bore
1	Rod Set	76-73	8-2555CA 60 60	Unplated & resizeable
1	Rod Set	76-73	8-2555CP 10X2 + 10X2-20X2	Use in .002" O/S Rod Bore; Overplated copper-lead alloy; Superseded - When depleted use 8-2555A 10X2
8	Rod Pair	76-73	2555A Std-1-2-10-20-30-40-50-60	A-Series aluminum bearings

(continued on next page)

GMC Truck (Incl. SUV's)

76 350 5.7L (5736cc) OHV V8 (16 Valve) (Chevrolet), 4" Bore (GMC Eng.), 2 Bbl. LPG "VIN W" 1976-1973
(cont.)

QTY	ENGINE BEARINGS				DESCRIPTION
	(cont.)	YEARS	PART NO.		
8	Rod Pair	76-73	2555CP	Std-1-2-10-20-30-40-50	Overplated copper-lead alloy
8	Rod Pair	76-73	2555CA	60 60	Unplated & resizeable
8	Rod Pair	76-73	2555CP	10X2 + 10X2-20X2	Use in .002" O/S Rod Bore; Superseded - When depleted use 2555A 10X2
1	Cam Set	76-73	1750M	Std Only	2.030" housing bore
1	Cam Set	76-73	1235M	Std-1-10	Babbitt material; Full round design
1	Cam Set	76-73	1749M	Std Only	Bi-Metal Aluminum
QTY	OIL PUMP				DESCRIPTION
1	Oil Pump	76-73	224-4146		5/8" inlet
1	Oil Pump	76-73	224-4143		High Volume, check pan for clearance; 5/8" inlet; Use shaft w/steel guide
1	Inter. Shaft	76-73	224-6146E		Has steel shaft guide; Eliminates nylon shaft guide
1	Inter. Shaft	76-73	224-6146		Use w/nylon shaft guide
1	Oil Pump Shaft Guide	76-73	224-43343		Nylon
1	Screen Assy.	76-73	224-1146		VINTAGE; 5/8" inlet
QTY	GASKETS				DESCRIPTION
1	Kit Gasket Set	76-73	260-1000		VINTAGE; Int. manifold gskts. not incl.; Head bolts not incl.
1	Kit Gasket Set	76-75	260-1000BT		VINTAGE; Int. manifold gskts. not incl.; Head bolts not incl.; PermaDryPlus® valve cover & oil pan gskts. incl.; PermaDryPlus® water outlet gskt. incl.
1	Kit Gasket Set	74-73	260-1000AT		VINTAGE; Int. manifold gskts. not incl.; Head bolts not incl.; PermaDryPlus® valve cover & oil pan gskts. incl.; PermaDryPlus® water outlet gskt. incl.
2	Head Bolt Set	76-73	260-2500	Std Only	Replacement recommended
QTY	FREEZE PLUGS				DESCRIPTION
1	Brass Block Plug Kit	76-73	381-8007		
1	Steel Block Plug Kit	76-73	381-4011		
1	Brass Deep Cup Freeze Plug	76-73	381-9001		VINTAGE; 1.625" Diameter
1	Steel Deep Cup Freeze Plug	76-73	381-3095		0.500" Diameter
1	Steel Deep Cup Freeze Plug	76-73	381-3041		1.625" Diameter
1	Steel Shallow Cup Freeze Plug	76-73	381-2078		2.109" Diameter

77 350 5.7L (5736cc) OHV V8 (16 Valve) (Chevrolet), 4" Bore (GMC Eng.), 4 Bbl. LPG "VIN W" 1976-1973

QTY	TIMING	YEARS	PART NO.	DESCRIPTION
1	3 Piece Set	74-73	KT3-499S	Powdered Metal Crank Sprocket; w/.405" tooth width sprocket; (1) 222-499; (1) 223-390; (1) 223-391
1	Timing Chain	74-73	222-499	Use w/.405" tooth width sprocket; 46 Links
1	Crank Sprocket	74-73	223-391	Powdered metal; .405" tooth width sprocket; 18 Teeth
1	Cam Sprocket	74-73	223-390	.405" tooth width sprocket; 36 Teeth
1	Cam Sprocket	74-73	223-390N	Nylon; .405" tooth width sprocket; 36 Teeth
QTY	CAMSHAFT/LIFTER	YEARS	PART NO.	DESCRIPTION
1	Camshaft	76-73	CS-274	Hydraulic, (050) Duration at .050 Lobe Lift, 203 Exh., 194 Int., 112 Degrees Lobe Separation
1	Prelube		55-403	Std Only 1.5 oz. packet
1	Prelube		55-400	Std Only 4 oz. bottle; 1.5 oz. packet No. 55-403 also avail.
16	Lifter	76-73	HT-817	Std Only Hyd.
16	Lifter, Bulk	76-73	HT-817B	Std Only Hyd.; Carton of 128
QTY	CAM KIT	YEARS	PART NO.	DESCRIPTION
1	Cam/Lifter Kit	76-73	KC-274	Hyd.; (1) 55-403B; (1) CS-274; (16) HT-817
1	Cam/Lifter/Timing Kit	74-73	KCT-274	Hyd.; w/.405" tooth width sprocket; (1) 55-403B; (1) CS-274; (16) HT-817; (1) KT3-499S
QTY	PUSH ROD	YEARS	PART NO.	DESCRIPTION
16	Push Rod	76-73	RP-3093	Std Only 7.7940" O.A.L.
16	Push Rod	76-73	RP-3212R	Std-100-150-200 Chrome-Moly; 7.7900" O.A.L.
16	Push Rod, Bulk	76-73	BRP-3093	Std Only Carton of 100; 7.7940" O.A.L.
16	Push Rod, Bulk	76-73	BRP-3212R	Std-100 Chrome-Moly; Carton of 100; 7.7900" O.A.L.
QTY	ROCKER PARTS	YEARS	PART NO.	DESCRIPTION
16	Arm Assy.	76-73	R-826	Std Only Incl. arm, ball & nut
16	Arm Assy., Bulk	76-73	R-826B	Std Only Incl. arm, ball & nut; Carton of 64
16	Arm	76-73	R-826A	Std Only
16	Rocker Arm Ball	76-73	MR-1783	Std Only
16	Nut	76-73	MR-1751	Std Only Self-locking, 3/8" x 24 threads
16	Stud	76-73	MR-1752	Std Only .003" O/S; 3/8" x 24 x 2.495"
16	Stud	76-73	MR-1949	Std Only .372" x 24 x 2.495"
QTY	VALVE	YEARS	PART NO.	DESCRIPTION
8	Exhaust	76-75	V-1988X	Std-3-15 1 groove; Chrome plated stem; Stellite face; 1.5000" Head Dia., 0.3718" Stem Dia., 4.9230" O.A.L.

(continued on next page)

GMC Truck (Incl. SUV's)

**350 5.7L (5736cc) OHV V8 (16 Valve) (Chevrolet), 4" Bore (GMC Eng.), 4 Bbl. LPG "VIN W" 1976-1973 77
(cont.)**

QTY	VALVE (cont.)	YEARS	PART NO.	DESCRIPTION
8	Exhaust	74-73	V-1888X Std Only	1st Design; Chrome plated stem; Stellite face; 1.5000" Head Dia., 0.3412" Stem Dia., 4.9230" O.A.L.
8	Exhaust	74-73	V-1988X Std-3-15	2nd Design; 1 groove; Chrome plated stem; Stellite face; 1.5000" Head Dia., 0.3718" Stem Dia., 4.9230" O.A.L.
8	Exhaust, Bulk	76-73	V-1988XB Std-15	1 groove; Chrome plated stem; Stellite face; Carton of 25; 1.5000" Head Dia., 0.3718" Stem Dia., 4.9230" O.A.L.
8	Intake	76-73	V-1928 Std Only	VINTAGE; Chrome plated stem; 1.7200" Head Dia., 0.3420" Stem Dia., 4.9170" O.A.L.
QTY	VALVE GUIDE	YEARS	PART NO.	DESCRIPTION
8	Guide	76-73	VG-5046 Std Only	Loc. Exh.; .502" OD; 0.3740" ID, 2.2500" O.A.L
8	Guide	76-73	VG-5038 Std Only	Loc. Int.; 0.3430" ID, 2.1200" O.A.L
8	Guide, Bulk	76-73	VG-5038B Std Only	Loc. Int.; Carton of 50; 0.3430" ID, 2.1200" O.A.L
QTY	VALVE SPRING	YEARS	PART NO.	DESCRIPTION
8	Spring	76-73	VS-727 Std Only	Loc. Exh.; Incl. damper; 1.9100" Free Height
8	Spring	76-73	VS-677 Std Only	Loc. Int.; Incl. damper; 2.0300" Free Height
8	Spring, Bulk	76-73	VS-727B Std Only	Loc. Exh.; Incl. damper; Carton of 250; 1.9100" Free Height
8	Spring, Bulk	76-73	VS-677B Std Only	Loc. Int.; Incl. damper; Carton of 250; 2.0300" Free Height
QTY	VALVE SEAL	YEARS	PART NO.	DESCRIPTION
8	Valve Stem Seal	76-73	ST-2001 Std Only	Loc. Exh.; Use w/O.E. guide; w/.343" stem dia.; Positive type; Installation requires valve guide machining; (RBBTF) Rubber/PTFE
16	Valve Stem Seal	76-73	ST-2004 Std Only	Use w/O.E. guide; w/.371" stem dia.; Positive type; Installation requires valve guide machining; (RBBTF) Rubber/PTFE
16	Valve Stem Seal	76-73	MV-1903 Std Only	Use w/repair guide; w/.371" stem dia.; Positive type; (RBB) Rubber
8	Valve Stem Seal Bulk	76-73	ST-2001BC Std Only	Loc. Exh.; Use w/O.E. guide; w/.343" stem dia.; Positive type; Installation requires valve guide machining; Carton of 100; (RBBTF) Rubber/PTFE
16	Valve Stem Seal Bulk	76-73	ST-2004BC Std Only	Use w/O.E. guide; w/.371" stem dia.; Positive type; Installation requires valve guide machining; Carton of 100; (RBBTF) Rubber/PTFE
QTY	VALVE, MISC	YEARS	PART NO.	DESCRIPTION
32	Keeper	76-73	VK-115A Std Only	1 groove; Square cut key groove; Carton pack 24
32	Keeper	76-73	VK-115 Std Only	1 groove; Square cut key groove; Carton pack 32
32	Keeper	76-73	VK-115R Std Only	1 groove; Square cut key groove; Hardened
32	Keeper, Bulk	76-73	VK-115B Std Only	1 groove; Square cut key groove; Carton of 1000
16	Spring Insert	76-73	259-203C Std Only	.015"; Carton of 100
16	Spring Insert	76-73	259-203B Std Only	.030"; Carton of 100
16	Spring Insert	76-73	259-203BRS Std Only	.030"; Carton of 500
16	Spring Insert	76-73	259-203A Std Only	.060"; Carton of 100
16	Spring Insert	76-73	259-203ARS Std Only	.060"; Carton of 500
QTY	PISTON	YEARS	PART NO.	DESCRIPTION
8	Cast Piston	76-73	399P 30 30-40	VINTAGE; Cast; .9275" Pin Dia.; 2 Rings 5/64 Groove, 1 Ring 3/16 Groove, 1.560 CD, Flat Head w/2 valve reliefs - 9.0:1 C.R.
8	Cast Piston - Individual	76-73	W399P 30 30-40	VINTAGE; Cast; .9275" Pin Dia.; 2 Rings 5/64 Groove, 1 Ring 3/16 Groove, 1.560 CD, Flat Head w/2 valve reliefs - 9.0:1 C.R.
QTY	RINGS	YEARS	PART NO.	DESCRIPTION
1	Premium Set	76-73	E-251K Std-10-20-30-40-60	2-5/64, 1-3/16; Premium Moly
1	Standard Set	76-73	E-251X Std-10-20-30-40-60-80	2-5/64, 1-3/16; Iron
8	Premium Single Cylinder Set	76-73	WE-251K Std-30-40-60	2-5/64, 1-3/16; Premium Moly
8	Standard Single Cylinder Set	76-73	WE-251X Std-30-40-60	2-5/64, 1-3/16; Iron
QTY	SLEEVE	YEARS	PART NO.	DESCRIPTION
8	Repair Sleeve	76-73	SL-22Y Std Only	1/8" wall, must be cut to correct length; O.A.L. 10.250"
8	Repair Sleeve	76-73	SL-350M Std Only	3/32" wall, cut to length; Press fit sleeve
8	Repair Sleeve	76-73	SL-22M Std Only	3/32" wall, must be cut to correct length; O.A.L. 10.250"
QTY	ENGINE BEARINGS	YEARS	PART NO.	DESCRIPTION
1	Main Set	76-73	4663M Std-1-2-10-20-30-40-60	.020" O/S length flange brg.
1	Main Set	76-73	6688M 10 10-20-30	
1	Main Set	76-73	4663MA Std-1-2-10-20-30-40-60	A-Series aluminum bearings
1	Main Set	76-73	7329MA 10 10-20	A-Series aluminum bearings ; .010" O/S length flange brg.
1	Rod Set	76-73	8-2555CP Std-1-10-20-30-40-50	8-2555CA 60 avail. as unplated & resizeable; Overplated copper-lead alloy
1	Rod Set	76-73	8-2555A Std-1-10-20-30-40-50-60	A-Series aluminum bearings
1	Rod Set	76-73	8-2555A 10X2 10X2-20X2-30X2-40X2	A-Series aluminum bearings ; Use in .002" O/S Rod Bore

(continued on next page)

GMC Truck (Incl. SUV's)

77 350 5.7L (5736cc) OHV V8 (16 Valve) (Chevrolet), 4" Bore (GMC Eng.), 4 Bbl. LPG "VIN W" 1976-1973
(cont.)

BLOCK	ENGINE BEARINGS				
	QTY	(cont.)	YEARS	PART NO.	DESCRIPTION
	1	Rod Set	76-73	8-2555CA 60 60	Unplated & resizeable
	1	Rod Set	76-73	8-2555CP 10X2 + 10X2-20X2	Use in .002" O/S Rod Bore; Overplated copper-lead alloy; Superseded - When depleted use 8-2555A 10X2
	8	Rod Pair	76-73	2555A Std-1-2-10-20-30-40-50-60	A-Series aluminum bearings
	8	Rod Pair	76-73	2555CP Std-1-2-10-20-30-40-50	Overplated copper-lead alloy
	8	Rod Pair	76-73	2555CA 60 60	Unplated & resizeable
	8	Rod Pair	76-73	2555CP 10X2 + 10X2-20X2	Use in .002" O/S Rod Bore; Superseded - When depleted use 2555A 10X2
	1	Cam Set	76-73	1750M Std Only	2.030" housing bore
	1	Cam Set	76-73	1235M Std-1-10	Babbitt material; Full round design
1	Cam Set	76-73	1749M Std Only	Bi-Metal Aluminum	
BLOCK	OIL PUMP				
	QTY		YEARS	PART NO.	DESCRIPTION
	1	Oil Pump	76-73	224-4146	5/8" inlet
	1	Oil Pump	76-73	224-4143	High Volume, check pan for clearance; 5/8" inlet; Use shaft w/steel guide
	1	Inter. Shaft	76-73	224-6146E	Has steel shaft guide; Eliminates nylon shaft guide
	1	Inter. Shaft	76-73	224-6146	Use w/nylon shaft guide
1	Oil Pump Shaft Guide	76-73	224-43343	Nylon	
1	Screen Assy.	76-73	224-1146	VINTAGE; 5/8" inlet	
BLOCK	GASKETS				
	QTY		YEARS	PART NO.	DESCRIPTION
	1	Kit Gasket Set	76-73	260-1000	VINTAGE; Int. manifold gskts. not incl.; Head bolts not incl.
	1	Kit Gasket Set	76-75	260-1000BT	VINTAGE; Int. manifold gskts. not incl.; Head bolts not incl.; PermaDryPlus® valve cover & oil pan gskts. incl.; PermaDryPlus® water outlet gskt. incl.
	1	Kit Gasket Set	74-73	260-1000AT	VINTAGE; Int. manifold gskts. not incl.; Head bolts not incl.; PermaDryPlus® valve cover & oil pan gskts. incl.; PermaDryPlus® water outlet gskt. incl.
2	Head Bolt Set	76-73	260-2500 Std Only	Replacement recommended	
BLOCK	FREEZE PLUGS				
	QTY		YEARS	PART NO.	DESCRIPTION
	1	Brass Block Plug Kit	76-73	381-8007	
	1	Steel Block Plug Kit	76-73	381-4011	
	1	Brass Deep Cup Freeze Plug	76-73	381-9001	VINTAGE; 1.625" Diameter
	1	Steel Deep Cup Freeze Plug	76-73	381-3095	0.500" Diameter
	1	Steel Deep Cup Freeze Plug	76-73	381-3041	1.625" Diameter
1	Steel Shallow Cup Freeze Plug	76-73	381-2078	2.109" Diameter	

78 350 5.7L (5736cc) OHV V8 (16 Valve) (Chevrolet), 4" Bore (GMC Eng.), 4 Bbl. "VIN Y" 1975-1973

VALVE TRAIN	TIMING				
	QTY		YEARS	PART NO.	DESCRIPTION
	1	3 Piece Set	75-73	KT3-163S	Incl. double rlr. type chain; (1) 222-163; (1) 223-288; (1) 223-289
	1	3 Piece Set	75-73	KT3-499S	Powdered Metal Crank Sprocket; w/.405" tooth width sprocket; (1) 222-499; (1) 223-390; (1) 223-391
	1	Timing Set w/Gaskets	75	CTS-1003	Incl. double rlr. type chain
	1	Timing Set w/Gaskets	75	CTS-1000	w/.405" tooth width sprocket
	1	Timing Set w/Gaskets	74-73	CTS-1002	VINTAGE; Incl. double rlr. type chain
	1	Timing Set w/Gaskets	74-73	CTS-1001	VINTAGE; w/.405" tooth width sprocket
	1	Timing Chain	75-73	222-163	Double rlr.; 58 Links
	1	Timing Chain	75-73	222-499	Use w/.405" tooth width sprocket; 46 Links
1	Crank Sprocket	75-73	223-289	Double row; 22 Teeth	
1	Crank Sprocket	75-73	223-391	Powdered metal; .405" tooth width sprocket; 18 Teeth	
1	Cam Sprocket	75-73	223-390	.405" tooth width sprocket; 36 Teeth	
1	Cam Sprocket	75-73	223-288	Double row; 44 Teeth	
1	Cam Sprocket	75-73	223-390N	Nylon; .405" tooth width sprocket; 36 Teeth	
VALVE TRAIN	CAMSHAFT/LIFTER				
	QTY		YEARS	PART NO.	DESCRIPTION
	1	Camshaft	75	CS-274	Hydraulic, (050) Duration at .050 Lobe Lift, 203 Exh., 194 Int., 112 Degrees Lobe Separation
	1	Camshaft	74-73	CS-274	Exc. Calif. Emis.; Hydraulic, (050) Duration at .050 Lobe Lift, 203 Exh., 194 Int., 112 Degrees Lobe Separation
	1	Performance Cam	75-73	CS-1103R	Emissions Legal Cam; CARB E.O. No. D-292-1; Pro-1500 Perf. Cam; 0.42" Exh. Valve Lift, 0.398" Int. Valve Lift, Hydraulic, (050) Duration at .050 Lobe Lift, 204 Exh., 194 Int., 112 Degrees Lobe Separation
1	Performance Cam	75-73	CS-1014R	Emissions Legal Cam; CARB E.O. No. D-292-1; Pro-2000 Perf. Cam; 0.443" Exh. Valve Lift, 0.42" Int. Valve Lift, Hydraulic, (050) Duration at .050 Lobe Lift, 214 Exh., 204 Int., 112 Degrees Lobe Separation	

(continued on next page)

GMC Truck (Incl. SUV's)

350 5.7L (5736cc) OHV V8 (16 Valve) (Chevrolet), 4" Bore (GMC Eng.), 4 Bbl. "VIN Y" 1975-1973 78
(cont.)

QTY	CAMSHAFT/LIFTER	YEARS	PART NO.	DESCRIPTION
1	(cont.) Performance Cam	75-73	CS-1106R	Emissions Legal Cam; CARB E.O. No. D-292-1; Pro-3000 Perf. Cam; 0.465" Exh. Valve Lift, 0.443" Int. Valve Lift, Hydraulic, (050) Duration at .050 Lobe Lift, 224 Exh., 214 Int., 112 Degrees Lobe Separation
1	Prelube		55-403 Std Only	1.5 oz. packet
1	Prelube		55-400 Std Only	4 oz. bottle; 1.5 oz. packet No. 55-403 also avail.
16	Lifter	75-73	HT-817 Std Only	Hyd.
16	Lifter	75-73	HT-817R Std Only	Speed-Pro Hi-Revolution Hyd.
16	Lifter, Bulk	75-73	HT-817B Std Only	Hyd.; Carton of 128
16	Lifter, Bulk	75-73	HT-817RB Std Only	Speed-Pro Hi-Revolution Hyd.; Carton of 128
QTY	CAM KIT	YEARS	PART NO.	DESCRIPTION
1	Cam/Lifter Kit	75-73	KC-1103R	Emissions Legal Cam; CARB E.O. No. D-292-1; Hyd.; Pro-1500 Perf. Cam; Duration at .050", 194 Int., 204 Exh.; Valve lift .398" Int., .420" Exh.; Lobe Separation 112 Degrees; (1) 55-403B; (1) CS-1103R; (16) HT-817
1	Cam/Lifter Kit	75-73	KC-1014R	Emissions Legal Cam; CARB E.O. No. D-292-1; Hyd.; Pro-2000 Perf. Cam; Duration at .050", 204 Int., 214 Exh.; Valve lift .420" Int., .443" Exh.; Lobe Separation 112 Degrees; (1) 55-403B; (1) CS-1014R; (16) HT-817
1	Cam/Lifter Kit	75-73	KC-1106R	Emissions Legal Cam; CARB E.O. No. D-292-1; Hyd.; Pro-3000 Perf. Cam; Duration at .050", 214 Int., 224 Exh.; Valve lift .443" Int., .465" Exh.; Lobe Separation 112 Degrees; (1) 55-403B; (1) CS-1106R; (16) HT-817
1	Cam/Lifter Kit	75	KC-274	Hyd.; (1) 55-403B; (1) CS-274; (16) HT-817
1	Cam/Lifter Kit	74-73	KC-274	Exc. Calif. Emis.; Hyd.; (1) 55-403B; (1) CS-274; (16) HT-817
1	Cam/Lifter/Timing Kit	75-73	KCT-1014R	Emissions Legal Cam; CARB E.O. No. D-292-1; Hyd.; Pro-2000 Perf. Cam; Duration at .050", 204 Int., 214 Exh.; Valve lift .420" Int., .443" Exh.; Lobe Separation 112 Degrees; (1) 55-403B; (1) CS-1014R; (1) CTS-1100NR; (16) HT-817
1	Cam/Lifter/Timing Kit	75	KCT-274C	Hyd.; Incl. double rlr. type chain; (1) 55-403B; (1) CS-274; (16) HT-817; (1) KT3-163S
1	Cam/Lifter/Timing Kit	75	KCT-274	Hyd.; w/.405" tooth width sprocket; (1) 55-403B; (1) CS-274; (16) HT-817; (1) KT3-499S
1	Cam/Lifter/Timing Kit	74-73	KCT-274C	Exc. Calif. Emis.; Hyd.; Incl. double rlr. type chain; (1) 55-403B; (1) CS-274; (16) HT-817; (1) KT3-163S
1	Cam/Lifter/Timing Kit	74-73	KCT-274	Exc. Calif. Emis.; Hyd.; w/.405" tooth width sprocket; (1) 55-403B; (1) CS-274; (16) HT-817; (1) KT3-499S
QTY	PUSH ROD	YEARS	PART NO.	DESCRIPTION
16	Push Rod	75-73	RP-3093 Std Only	7.7940" O.A.L.
16	Push Rod	75-73	RP-3212R Std-100-150-200	Chrome-Moly; 7.7900" O.A.L.
16	Push Rod, Bulk	75-73	BRP-3093 Std Only	Carton of 100; 7.7940" O.A.L.
16	Push Rod, Bulk	75-73	BRP-3212R Std-100	Chrome-Moly; Carton of 100; 7.7900" O.A.L.
8	Push Rod Guide Plate	75-73	MR-1930 Std Only	Speed-Pro flat guide plate for 3/8" dia. push rods; Requires screw-in studs
8	Push Rod Guide Plate	75-73	MR-1896 Std Only	Speed-Pro flat guide plate for 5/16" dia. push rods; Requires screw-in studs
8	Push Rod Guide Plate	75-73	MR-1892 Std Only	Speed-Pro stepped guide plate for 3/8" dia. push rods; Requires screw-in studs
8	Push Rod Guide Plate	75-73	MR-1891 Std Only	Speed-Pro stepped guide plate for 5/16" dia. push rods; Requires screw-in studs
QTY	ROCKER PARTS	YEARS	PART NO.	DESCRIPTION
16	Arm Assy.	75-73	R-826 Std Only	Incl. arm, ball & nut
16	Arm Assy., Bulk	75-73	R-826B Std Only	Incl. arm, ball & nut; Carton of 64
16	Arm	75-73	R-826A Std Only	
16	Rocker Arm Ball	75-73	MR-1783 Std Only	
16	Nut	75-73	MR-1751 Std Only	Self-locking, 3/8" x 24 threads
16	Stud	75-73	MR-1752 Std Only	.003" O/S; 3/8" x 24 x 2.495"
16	Stud	75-73	MR-1949 Std Only	.372" x 24 x 2.495"
16	Stud	75-73	MR-1865RS Std Only	Speed-Pro 3/8" dia. Perf. screw-in stud; requires head machining
QTY	VALVE	YEARS	PART NO.	DESCRIPTION
8	Exhaust	75	V-1988X Std-3-15	1 groove; Chrome plated stem; Stellite face; 1.5000" Head Dia., 0.3718" Stem Dia., 4.9230" O.A.L.
8	Exhaust	75-73	V-1904 Std-3-15-30	Chrome plated stem; 1.5000" Head Dia., 0.3414" Stem Dia., 4.9280" O.A.L.
8	Exhaust	75-73	V-1888X Std Only	Chrome plated stem; Stellite face; 1.5000" Head Dia., 0.3412" Stem Dia., 4.9230" O.A.L.
8	Exhaust	74-73	V-1199 Std-3-5-15-30	VINTAGE; 1.5000" Head Dia., 0.3415" Stem Dia., 4.9280" O.A.L.

VALVE TRAIN

VALVE TRAIN

(continued on next page)

GMC Truck (Incl. SUV's)

78 350 5.7L (5736cc) OHV V8 (16 Valve) (Chevrolet), 4" Bore (GMC Eng.), 4 Bbl. "VIN Y" 1975-1973
(cont.)

VALVE TRAIN

VALVE TRAIN

QTY	VALVE (cont.)	YEARS	PART NO.	DESCRIPTION
8	Exhaust, Bulk	75	V-1988XB Std-15	1 groove; Chrome plated stem; Stellite face; Carton of 25; 1.5000" Head Dia., 0.3718" Stem Dia., 4.9230" O.A.L.
8	Exhaust, Bulk	75-73	V-1904B Std-15	Chrome plated stem; Carton of 25; 1.5000" Head Dia., 0.3414" Stem Dia., 4.9280" O.A.L.
8	Exhaust, Bulk	74-73	V-1199B Std Only	VINTAGE; Carton of 25; 1.5000" Head Dia., 0.3415" Stem Dia., 4.9280" O.A.L.
8	Intake	75-73	V-1927 Std-15	Chrome plated stem; 1.7200" Head Dia., 0.3413" Stem Dia., 4.9170" O.A.L.
8	Intake	75-73	V-1926 Std-3-15	Chrome plated stem; 1.9400" Head Dia., 0.3414" Stem Dia., 4.8800" O.A.L.
8	Intake	75-73	V-1926Y 15 15	Chrome plated stem; w/.708" reduced end length; 1.9400" Head Dia., 0.3564" Stem Dia., 4.8800" O.A.L.
8	Intake	74-73	V-1928 Std Only	VINTAGE; Chrome plated stem; 1.7200" Head Dia., 0.3420" Stem Dia., 4.9170" O.A.L.
8	Intake, Bulk	75-73	V-1927B Std Only	Chrome plated stem; Carton of 25; 1.7200" Head Dia., 0.3413" Stem Dia., 4.9170" O.A.L.
8	Intake, Bulk	75-73	V-1926B Std-15	Chrome plated stem; Carton of 25; 1.9400" Head Dia., 0.3410" Stem Dia., 4.8800" O.A.L.
QTY	VALVE GUIDE	YEARS	PART NO.	DESCRIPTION
8	Guide	75-73	VG-5046 Std Only	Loc. Exh.; .502" OD; 0.3740" ID, 2.2500" O.A.L
8	Guide	75-73	VG-5038 Std Only	Loc. Int.; 0.3430" ID, 2.1200" O.A.L
8	Guide, Bulk	75-73	VG-5038B Std Only	Loc. Int.; Carton of 50; 0.3430" ID, 2.1200" O.A.L
QTY	VALVE SPRING	YEARS	PART NO.	DESCRIPTION
8	Spring	75-73	VS-727 Std Only	Loc. Exh.; Incl. damper; 1.9100" Free Height
8	Spring	75-73	VS-677 Std Only	Loc. Int.; Incl. damper; 2.0300" Free Height
8	Spring, Bulk	75-73	VS-727B Std Only	Loc. Exh.; Incl. damper; Carton of 250; 1.9100" Free Height
8	Spring, Bulk	75-73	VS-677B Std Only	Loc. Int.; Incl. damper; Carton of 250; 2.0300" Free Height
QTY	VALVE SEAL	YEARS	PART NO.	DESCRIPTION
8	Valve Stem Seal	75-73	MV-1903 Std Only	Loc. Exh.; Use w/repair guide; Positive type; (RBB) Rubber
8	Valve Stem Seal	75-73	ST-2001 Std Only	Loc. Exh.; w/.343" stem dia.; Positive type; Installation requires valve guide machining; (RBBTF) Rubber/PTFE
8	Valve Stem Seal	75-73	ST-2004 Std Only	Loc. Exh.; w/.375" stem dia.; Positive type; Installation requires valve guide machining; (RBBTF) Rubber/PTFE
8	Valve Stem Seal	75-73	MV-1903 Std Only	Loc. Int.; Use w/repair guide; Positive type; (RBB) Rubber
8	Valve Stem Seal	75-73	ST-2001 Std Only	Loc. Int.; w/.343" stem dia.; Positive type; Installation requires valve guide machining; (RBBTF) Rubber/PTFE
8	Valve Stem Seal	75-73	ST-2004 Std Only	Loc. Int.; w/.375" stem dia.; Positive type; Installation requires valve guide machining; (RBBTF) Rubber/PTFE
16	Valve Stem Seal	75-73	MV-1233C Std Only	O-Ring; (RBB) Rubber
16	Valve Stem Seal	75-73	MV-1598C Std Only	Umbrella type; (RBB) Rubber
8	Valve Stem Seal Bulk	75-73	ST-2001BC Std Only	Loc. Exh.; w/.343" stem dia.; Positive type; Installation requires valve guide machining; Carton of 100; (RBBTF) Rubber/PTFE
8	Valve Stem Seal Bulk	75-73	ST-2004BC Std Only	Loc. Exh.; w/.375" stem dia.; Positive type; Installation requires valve guide machining; Carton of 100; (RBBTF) Rubber/PTFE
8	Valve Stem Seal Bulk	75-73	ST-2001BC Std Only	Loc. Int.; w/.343" stem dia.; Positive type; Installation requires valve guide machining; Carton of 100; (RBBTF) Rubber/PTFE
8	Valve Stem Seal Bulk	75-73	ST-2004BC Std Only	Loc. Int.; w/.375" stem dia.; Positive type; Installation requires valve guide machining; Carton of 100; (RBBTF) Rubber/PTFE
16	Valve Stem Seal Bulk	75-73	MV-1233 Std Only	O-Ring; Carton of 100; (RBB) Rubber
16	Valve Stem Seal Bulk	75-73	MV-1598 Std Only	Umbrella type; Carton of 100; (RBB) Rubber
QTY	VALVE SEAT	YEARS	PART NO.	DESCRIPTION
8	Seat	75-73	245-1562-1 Std Only	Loc. Exh.; 1.5675" OD, 1.3125" ID, 0.2160" Depth
8	Seat	75-73	245-1562-1N Std Only	Loc. Exh.; Premium Material; 1.5675" OD, 1.3125" ID, 0.2160" Depth
8	Seat	75-73	245-2125-1 Std Only	Loc. Int.; Use w/V-1926; 2.1305" OD, 1.8125" ID, 0.2480" Depth
QTY	VALVE, MISC	YEARS	PART NO.	DESCRIPTION
32	Keeper	75-73	VK-115A Std Only	1 groove; Square cut key groove; Carton pack 24
32	Keeper	75-73	VK-115 Std Only	1 groove; Square cut key groove; Carton pack 32
32	Keeper	75-73	VK-115R Std Only	1 groove; Square cut key groove; Hardened
32	Keeper, Bulk	75-73	VK-115B Std Only	1 groove; Square cut key groove; Carton of 1000
16	Spring Insert	75-73	259-203C Std Only	.015"; Carton of 100
16	Spring Insert	75-73	259-203B Std Only	.030"; Carton of 100
16	Spring Insert	75-73	259-203BRS Std Only	.030"; Carton of 500
16	Spring Insert	75-73	259-203A Std Only	.060"; Carton of 100
16	Spring Insert	75-73	259-203ARS Std Only	.060"; Carton of 500
8	Rotocap	75-73	RC-157S Std Only	Loc. Exh.

(continued on next page)

GMC Truck (Incl. SUV's)

350 5.7L (5736cc) OHV V8 (16 Valve) (Chevrolet), 4" Bore (GMC Eng.), 4 Bbl. "VIN Y" 1975-1973 78
(cont.)

QTY	PISTON	YEARS	PART NO.	DESCRIPTION
8	Cast Piston	75-73	H423DCP * Std-20-30-40-60-80	Hypereutectic; w/machined valve reliefs and circlip grooves; Use w/LR-63 lock ring for floated applications; .9275" Pin Dia.; 2 Rings 5/64 Groove, 1 Ring 3/16 Groove, 1.548 CD, .098 dish, 4 reliefs; Use w/Lock Ring LR-63; DUROSHIELD® skirt coated piston
8	Cast Piston	75-73	H423ACP 40 + 40-60-80	Hypereutectic; w/machined valve reliefs and circlip grooves; Use w/LR-63 lock ring for floated applications; .9275" Pin Dia.; 2 Rings 5/64 Groove, 1 Ring 3/16 Groove, 1.548 CD, Recessed Head .098" deep x 2.771" dia. w/4 valve reliefs; DUROSHIELD® skirt coated piston; Superseded - When depleted use H423DCP 40
8	Cast Piston	75-73	H423NP 20 20	Perf. or reg. duty operation; Not O.E. duplicate Wt.; Use in sets only; Hypereutectic; .9275" Pin Dia.; 2 Rings 5/64 Groove, 1 Ring 3/16 Groove, 1.540 CD, .100 dish, 4 reliefs
8	Cast Piston - Individual	75-73	WH423DCP Std-20-30-40-60	Hypereutectic; w/machined valve reliefs and circlip grooves; Use w/LR-63 lock ring for floated applications; .9275" Pin Dia.; 2 Rings 5/64 Groove, 1 Ring 3/16 Groove, 1.548 CD, .098 dish, 4 reliefs; Use w/Lock Ring LR-63; DUROSHIELD® skirt coated piston
8	Cast Piston - Individual	75-73	WH423ACP + Std-20-30-40-60	Hypereutectic; w/machined valve reliefs and circlip grooves; Use w/LR-63 lock ring for floated applications; .9275" Pin Dia.; 2 Rings 5/64 Groove, 1 Ring 3/16 Groove, 1.548 CD, Recessed Head .098" deep x 2.771" dia. w/4 valve reliefs; DUROSHIELD® skirt coated piston; Superseded - When depleted use WH423DCP
1	Cast Piston Set w/Prem. Rings	75-73	8KH618CP 30 30-40-60	Hypereutectic; 0.9275" Pin Dia.; 2 Rings 5/64 Groove, 1 Ring 3/16 Groove, 1.560 CD, Domed Head .125 high w/2 valve reliefs. DUROSHIELD® skirt coated piston.
1	Cast Piston Set w/Prem. Rings	75-73	8KH423ACP 30 + 30-40-60	Hypereutectic; w/machined valve reliefs and circlip grooves; Use w/LR-63 lock ring for floated applications; .9275" Pin Dia.; 2 Rings 5/64 Groove, 1 Ring 3/16 Groove, 1.548 CD, Recessed Head .098" deep x 2.771" dia. w/4 valve reliefs; DUROSHIELD® skirt coated piston; Superseded - When depleted use 8KH423DCP 30
1	Cast Piston Set w/Prem. Rings	75-73	8KH423DCP 30 30-40-60	Hypereutectic; w/machined valve reliefs and circlip grooves; Use w/LR-63 lock ring for floated applications; .9275" Pin Dia.; 2 Rings 5/64 Groove, 1 Ring 3/16 Groove, Recessed Head .098" deep x 2.771" dia. w/4 valve reliefs; DUROSHIELD® skirt coated piston
8	POWERFORGED	75-73	L-2403NF Std-20-30-40-60	Powerforged; 0.9275" Pin Dia.; 2 Rings 5/64 Groove, 1 Ring 3/16 Groove, 1.562 CD, Recessed Head .068 deep. DUROSHIELD® skirt coated piston.
8	POWERFORGED Piston-Individual	75-73	WL-2403NF Std-20-30-40-60	Powerforged; 0.9275" Pin Dia.; 2 Rings 5/64 Groove, 1 Ring 3/16 Groove, 1.562 CD, Recessed Head .068 deep. DUROSHIELD® skirt coated piston.
1	POWERFORGED Piston Set w/Rings	75-73	8KL2256F 30 30-40-60	Powerforged; 0.9272" Pin Dia.; 2 Rings 5/64 Groove, 1 Ring 3/16 Groove, 1.563 CD, Flat Head w/4 valve reliefs. DUROSHIELD® skirt coated piston.
8	Pin	75-73	P-2208 Std-3-5-0015	Use w/L-2256F or L-2403NF piston; 0.6200" Inside Dia., 0.9272" Outside Dia.
QTY	RINGS	YEARS	PART NO.	DESCRIPTION
1	Premium Set	75-73	E-251KC Std-20-30-40-60	2-5/64, 1-3/16; Premium Chrome
1	Premium Set	75-73	E-251K Std-10-20-30-40-60	2-5/64, 1-3/16; Premium Moly
1	Premium Set	75-73	R-9903 Std-20-30-60	2-5/64, 1-3/16; Speed-Pro plasma-moly Perf. ring set
1	Standard Set	75-73	E-251X Std-10-20-30-40-60-80	2-5/64, 1-3/16; Iron
8	Premium Single Cylinder Set	75-73	WE-251K Std-30-40-60	2-5/64, 1-3/16; Premium Moly
8	Standard Single Cylinder Set	75-73	WE-251X Std-30-40-60	2-5/64, 1-3/16; Iron
QTY	SLEEVE	YEARS	PART NO.	DESCRIPTION
8	Repair Sleeve	75-73	SL-22Y Std Only	1/8" wall, must be cut to correct length; O.A.L. 10.250"
8	Repair Sleeve	75-73	SL-350M Std Only	3/32" wall, cut to length; Press fit sleeve
8	Repair Sleeve	75-73	SL-22M Std Only	3/32" wall, must be cut to correct length; O.A.L. 10.250"
QTY	ENGINE BEARINGS	YEARS	PART NO.	DESCRIPTION
1	Main Set	75-73	4663M Std-1-2-10-20-30-40-60	
1	Main Set	75-73	6688M 10 10-20-30	.020" O/S length flange brg.
1	Main Set	75-73	4663MA Std-1-2-10-20-30-40-60	A-Series aluminum bearings
1	Main Set	75-73	7329MA 10 10-20	A-Series aluminum bearings; .010" O/S length flange brg.
1	Main Set	75-73	7274MA 10X20 10X20	A-Series aluminum bearings; w/.020" O/S OD
1	Rod Set	75-73	8-2555CP Std-1-10-20-30-40-50	8-2555CA 60 avail. as unplated & resizeable; Overplated copper-lead alloy
1	Rod Set	75-73	8-2555A Std-1-10-20-30-40-50-60	A-Series aluminum bearings

(continued on next page)

GMC Truck (Incl. SUV's)

78 350 5.7L (5736cc) OHV V8 (16 Valve) (Chevrolet), 4" Bore (GMC Eng.), 4 Bbl. "VIN Y" 1975-1973
(cont.)

		ENGINE BEARINGS			DESCRIPTION
		QTY	YEARS	PART NO.	
B L O C K	1	Rod Set	75-73	8-2555A 10X2 10X2-20X2-30X2-40X2	A-Series aluminum bearings ; Use in .002" O/S Rod Bore
	1	Rod Set	75-73	8-2555CA 60 60	Unplated & resizeable
	1	Rod Set	75-73	8-2555CP 10X2 + 10X2-20X2	Use in .002" O/S Rod Bore; Overplated copper-lead alloy; Superseded - When depleted use 8-2555A 10X2
	8	Rod Pair	75-73	2555A Std-1-2-10-20-30-40-50-60	A-Series aluminum bearings
	8	Rod Pair	75-73	2555CP Std-1-2-10-20-30-40-50	Overplated copper-lead alloy
	8	Rod Pair	75-73	2555CA 60 60	Unplated & resizeable
	8	Rod Pair	75-73	2555CP 10X2 + 10X2-20X2	Use in .002" O/S Rod Bore; Superseded - When depleted use 2555A 10X2
	1	Cam Set	75-73	1750M Std Only	2.030" housing bore
	1	Cam Set	75-73	1235M Std-1-10	Babbitt material; Full round design
	1	Cam Set	75-73	1749M Std Only	Bi-Metal Aluminum
	1	Cam Set	75-73	2100M Std Only	Race Performance
	ENGINE OIL PUMPS				
	1	Oil Pump	75-73	224-4146	5/8" inlet
1	Oil Pump	75-73	224-4143	High Volume, check pan for clearance; 5/8" inlet; Use shaft w/steel guide	
1	Inter. Shaft	75-73	224-6146E	Has steel shaft guide; Eliminates nylon shaft guide	
1	Inter. Shaft	75-73	224-6146	Use w/nylon shaft guide	
1	Oil Pump Shaft Guide	75-73	224-43343	Nylon	
1	Screen Assy.	75-73	224-1246	5/8" inlet tube	
GASKETS					
1	Kit Gasket Set	75-73	260-1000	VINTAGE; Head bolts not incl.	
1	Kit Gasket Set	75	260-1000BT	VINTAGE; Head bolts not incl.; PermaDryPlus® valve cover & oil pan gskts. incl.; PermaDryPlus® water outlet gskt. incl.	
1	Kit Gasket Set	74-73	260-1000AT	VINTAGE; Head bolts not incl.; PermaDryPlus® valve cover & oil pan gskts. incl.; PermaDryPlus® water outlet gskt. incl.	
2	Head Bolt Set	75-73	260-2500 Std Only	Replacement recommended	
FREEZE PLUGS					
1	Brass Block Plug Kit	75-73	381-8007		
1	Steel Block Plug Kit	75-73	381-4011		
1	Brass Deep Cup Freeze Plug	75-73	381-9001	VINTAGE; 1.625" Diameter	
1	Steel Deep Cup Freeze Plug	75-73	381-3095	0.500" Diameter	
1	Steel Deep Cup Freeze Plug	75-73	381-3041	1.625" Diameter	
1	Steel Shallow Cup Freeze Plug	75-73	381-2078	2.109" Diameter	

79 350 5.7L (5736cc) OHV V8 (16 Valve) (Chevrolet), 4" Bore (GMC Eng.), 2 Bbl. 1971-1969

		TIMING			DESCRIPTION
		QTY	YEARS	PART NO.	
V A L V E T R A I N	1	3 Piece Set	71-69	KT3-163S	Incl. double rlr. type chain; (1) 222-163; (1) 223-288; (1) 223-289
	1	3 Piece Set	71-69	KT3-499S	Powdered Metal Crank Sprocket; w/.405" tooth width sprocket; (1) 222-499; (1) 223-390; (1) 223-391
	1	Timing Set w/Gaskets	71-69	CTS-1002	VINTAGE; Incl. double rlr. type chain
	1	Timing Set w/Gaskets	71-69	CTS-1001	VINTAGE; w/.405" tooth width sprocket
	1	Timing Chain	71-69	222-163	Double rlr.; 58 Links
	1	Timing Chain	71-69	222-499	Use w/.405" tooth width sprocket; 46 Links
	1	Crank Sprocket	71-69	223-289	Double row; 22 Teeth
	1	Crank Sprocket	71-69	223-391	Powdered metal; .405" tooth width sprocket; 18 Teeth
	1	Cam Sprocket	71-69	223-390	.405" tooth width sprocket; 36 Teeth
	1	Cam Sprocket	71-69	223-288	Double row; 44 Teeth
	1	Cam Sprocket	71-69	223-390N	Nylon; .405" tooth width sprocket; 36 Teeth
	CAMSHAFT/LIFTER				
	1	Camshaft	71-69	CS-274	Exc. Calif. Emis.; Hydraulic, (050) Duration at .050 Lobe Lift, 203 Exh., 194 Int., 112 Degrees Lobe Separation
1	Performance Cam	71-69	CS-1103R	Emissions Legal Cam; CARB E.O. No. D-292-1; Pro-1500 Perf. Cam; 0.42" Exh. Valve Lift, 0.398" Int. Valve Lift, Hydraulic, (050) Duration at .050 Lobe Lift, 204 Exh., 194 Int., 112 Degrees Lobe Separation	
1	Performance Cam	71-69	CS-1014R	Emissions Legal Cam; CARB E.O. No. D-292-1; Pro-2000 Perf. Cam; 0.443" Exh. Valve Lift, 0.42" Int. Valve Lift, Hydraulic, (050) Duration at .050 Lobe Lift, 214 Exh., 204 Int., 112 Degrees Lobe Separation	

(continued on next page)

GMC Truck (Incl. SUV's)

350 5.7L (5736cc) OHV V8 (16 Valve) (Chevrolet), 4" Bore (GMC Eng.), 2 Bbl. 1971-1969 79
(cont.)

QTY	CAMSHAFT/LIFTER	YEARS	PART NO.	DESCRIPTION
1	(cont.) Performance Cam	71-69	CS-1106R	Emissions Legal Cam; CARB E.O. No. D-292-1; Pro-3000 Perf. Cam; 0.465" Exh. Valve Lift, 0.443" Int. Valve Lift, Hydraulic, (050) Duration at .050 Lobe Lift, 224 Exh., 214 Int., 112 Degrees Lobe Separation
1	Prelube		55-403 Std Only	1.5 oz. packet
1	Prelube		55-400 Std Only	4 oz. bottle; 1.5 oz. packet No. 55-403 also avail.
16	Lifter	71-69	HT-817 Std Only	Hyd.
16	Lifter	71-69	HT-817R Std Only	Speed-Pro Hi-Revolution Hyd.
16	Lifter, Bulk	71-69	HT-817B Std Only	Hyd.; Carton of 128
16	Lifter, Bulk	71-69	HT-817RB Std Only	Speed-Pro Hi-Revolution Hyd.; Carton of 128
QTY	CAM KIT	YEARS	PART NO.	DESCRIPTION
1	Cam/Lifter Kit	71-69	KC-1103R	Emissions Legal Cam; CARB E.O. No. D-292-1; Hyd.; Pro-1500 Perf. Cam; Duration at .050", 194 Int., 204 Exh.; Valve lift .398" Int., .420" Exh.; Lobe Separation 112 Degrees; (1) 55-403B; (1) CS-1103R; (16) HT-817
1	Cam/Lifter Kit	71-69	KC-1014R	Emissions Legal Cam; CARB E.O. No. D-292-1; Hyd.; Pro-2000 Perf. Cam; Duration at .050", 204 Int., 214 Exh.; Valve lift .420" Int., .443" Exh.; Lobe Separation 112 Degrees; (1) 55-403B; (1) CS-1014R; (16) HT-817
1	Cam/Lifter Kit	71-69	KC-1106R	Emissions Legal Cam; CARB E.O. No. D-292-1; Hyd.; Pro-3000 Perf. Cam; Duration at .050", 214 Int., 224 Exh.; Valve lift .443" Int., .465" Exh.; Lobe Separation 112 Degrees; (1) 55-403B; (1) CS-1106R; (16) HT-817
1	Cam/Lifter Kit	71-69	KC-274	Exc. Calif. Emis.; Hyd.; (1) 55-403B; (1) CS-274; (16) HT-817
1	Cam/Lifter/Timing Kit	71-69	KCT-1014R	Emissions Legal Cam; CARB E.O. No. D-292-1; Hyd.; Pro-2000 Perf. Cam; Duration at .050", 204 Int., 214 Exh.; Valve lift .420" Int., .443" Exh.; Lobe Separation 112 Degrees; (1) 55-403B; (1) CS-1014R; (1) CTS-1100NR; (16) HT-817
1	Cam/Lifter/Timing Kit	71-69	KCT-274C	Exc. Calif. Emis.; Hyd.; Incl. double rlr. type chain; (1) 55-403B; (1) CS-274; (16) HT-817; (1) KT3-163S
1	Cam/Lifter/Timing Kit	71-69	KCT-274	Exc. Calif. Emis.; Hyd.; w/.405" tooth width sprocket; (1) 55-403B; (1) CS-274; (16) HT-817; (1) KT3-499S
QTY	PUSH ROD	YEARS	PART NO.	DESCRIPTION
16	Push Rod	71-69	RP-3093 Std Only	7.7940" O.A.L.
16	Push Rod	71-69	RP-3212R Std-100-150-200	Chrome-Moly; 7.7900" O.A.L.
16	Push Rod, Bulk	71-69	BRP-3093 Std Only	Carton of 100; 7.7940" O.A.L.
16	Push Rod, Bulk	71-69	BRP-3212R Std-100	Chrome-Moly; Carton of 100; 7.7900" O.A.L.
8	Push Rod Guide Plate	71-69	MR-1930 Std Only	Speed-Pro flat guide plate for 3/8" dia. push rods; Requires screw-in studs
8	Push Rod Guide Plate	71-69	MR-1896 Std Only	Speed-Pro flat guide plate for 5/16" dia. push rods; Requires screw-in studs
8	Push Rod Guide Plate	71-69	MR-1892 Std Only	Speed-Pro stepped guide plate for 3/8" dia. push rods; Requires screw-in studs
8	Push Rod Guide Plate	71-69	MR-1891 Std Only	Speed-Pro stepped guide plate for 5/16" dia. push rods; Requires screw-in studs
QTY	ROCKER PARTS	YEARS	PART NO.	DESCRIPTION
16	Arm Assy.	71-69	R-826 Std Only	Incl. arm, ball & nut
16	Arm Assy., Bulk	71-69	R-826B Std Only	Incl. arm, ball & nut; Carton of 64
16	Arm	71-69	R-826A Std Only	
16	Rocker Arm Ball	71-69	MR-1783 Std Only	
16	Nut	71-69	MR-1751 Std Only	Self-locking, 3/8" x 24 threads
16	Stud	71-69	MR-1752 Std Only	.003" O/S; 3/8" x 24 x 2.495"
16	Stud	71-69	MR-1949 Std Only	.372" x 24 x 2.495"
16	Stud	71-69	MR-1865RS Std Only	Speed-Pro 3/8" dia. Perf. screw-in stud; requires head machining
QTY	VALVE	YEARS	PART NO.	DESCRIPTION
8	Exhaust	71-69	V-1904 Std-3-15-30	Chrome plated stem; 1.5000" Head Dia., 0.3414" Stem Dia., 4.9280" O.A.L.
8	Exhaust	71-69	V-1888X Std Only	Chrome plated stem; Stellite face; 1.5000" Head Dia., 0.3412" Stem Dia., 4.9230" O.A.L.
8	Exhaust	71-69	V-1199 Std-3-5-15-30	VINTAGE; 1.5000" Head Dia., 0.3415" Stem Dia., 4.9280" O.A.L.
8	Exhaust, Bulk	71-69	V-1904B Std-15	Chrome plated stem; Carton of 25; 1.5000" Head Dia., 0.3414" Stem Dia., 4.9280" O.A.L.
8	Exhaust, Bulk	71-69	V-1199B Std Only	VINTAGE; Carton of 25; 1.5000" Head Dia., 0.3415" Stem Dia., 4.9280" O.A.L.
8	Intake	71	V-1927 Std-15	Chrome plated stem; 1.7200" Head Dia., 0.3413" Stem Dia., 4.9170" O.A.L.

VALVE TRAIN

VALVE TRAIN

(continued on next page)

GMC Truck (Incl. SUV's)

79 350 5.7L (5736cc) OHV V8 (16 Valve) (Chevrolet), 4" Bore (GMC Eng.), 2 Bbl. 1971-1969
(cont.)

VALVE TRAIN

VALVE TRAIN

QTY	VALVE (cont.)	YEARS	PART NO.	DESCRIPTION
8	Intake	71-70	V-1926 Std-3-15	Chrome plated stem; 1.9400" Head Dia., 0.3414" Stem Dia., 4.8800" O.A.L.
8	Intake	71-70	V-1926Y 15 15	Chrome plated stem; w/.708" reduced end length; 1.9400" Head Dia., 0.3564" Stem Dia., 4.8800" O.A.L.
8	Intake	71-69	V-1928 Std Only	VINTAGE; Chrome plated stem; 1.7200" Head Dia., 0.3420" Stem Dia., 4.9170" O.A.L.
8	Intake	69	V-1927 Std-15	Chrome plated stem; 1.7200" Head Dia., 0.3413" Stem Dia., 4.9170" O.A.L.
8	Intake, Bulk	71	V-1927B Std Only	Chrome plated stem; Carton of 25; 1.7200" Head Dia., 0.3413" Stem Dia., 4.9170" O.A.L.
8	Intake, Bulk	71-70	V-1926B Std-15	Chrome plated stem; Carton of 25; 1.9400" Head Dia., 0.3410" Stem Dia., 4.8800" O.A.L.
8	Intake, Bulk	69	V-1927B Std Only	Chrome plated stem; Carton of 25; 1.7200" Head Dia., 0.3413" Stem Dia., 4.9170" O.A.L.
QTY	VALVE GUIDE	YEARS	PART NO.	DESCRIPTION
8	Guide	71-69	VG-5046 Std Only	Loc. Exh.; .502" OD; 0.3740" ID, 2.2500" O.A.L
8	Guide	71-69	VG-5038 Std Only	Loc. Int.; 0.3430" ID, 2.1200" O.A.L
8	Guide, Bulk	71-69	VG-5038B Std Only	Loc. Int.; Carton of 50; 0.3430" ID, 2.1200" O.A.L
QTY	VALVE SPRING	YEARS	PART NO.	DESCRIPTION
8	Spring	71-69	VS-677 Std Only	Loc. Exh.; Incl. damper; 2.0300" Free Height
8	Spring	71-69	VS-739R Std Only	Loc. Exh.; Optional-H/D; 2.0000" Free Height
8	Spring	71-69	VS-677 Std Only	Loc. Int.; Incl. damper; 2.0300" Free Height
8	Spring	71-69	VS-739R Std Only	Loc. Int.; Optional-H/D; 2.0000" Free Height
8	Spring, Bulk	71-69	VS-677B Std Only	Loc. Exh.; Incl. damper; Carton of 250; 2.0300" Free Height
8	Spring, Bulk	71-69	VS-739RB Std Only	Loc. Exh.; Optional-H/D; Carton of 300; 2.0000" Free Height
8	Spring, Bulk	71-69	VS-677B Std Only	Loc. Int.; Incl. damper; Carton of 250; 2.0300" Free Height
8	Spring, Bulk	71-69	VS-739RB Std Only	Loc. Int.; Optional-H/D; Carton of 300; 2.0000" Free Height
QTY	VALVE SEAL	YEARS	PART NO.	DESCRIPTION
8	Valve Stem Seal	71-69	MV-1903 Std Only	Loc. Exh.; Use w/repair guide; Positive type; (RBB) Rubber
8	Valve Stem Seal	71-69	ST-2001 Std Only	Loc. Exh.; w/.343" stem dia.; Positive type; Installation requires valve guide machining; (RBBTF) Rubber/PTFE
8	Valve Stem Seal	71-69	ST-2004 Std Only	Loc. Exh.; w/.375" stem dia.; Positive type; Installation requires valve guide machining; (RBBTF) Rubber/PTFE
8	Valve Stem Seal	71-69	MV-1903 Std Only	Loc. Int.; Use w/repair guide; Positive type; (RBB) Rubber
8	Valve Stem Seal	71-69	ST-2001 Std Only	Loc. Int.; w/.343" stem dia.; Positive type; Installation requires valve guide machining; (RBBTF) Rubber/PTFE
8	Valve Stem Seal	71-69	ST-2004 Std Only	Loc. Int.; w/.375" stem dia.; Positive type; Installation requires valve guide machining; (RBBTF) Rubber/PTFE
16	Valve Stem Seal	71-69	MV-1233C Std Only	O-Ring; (RBB) Rubber
16	Valve Stem Seal	71-69	MV-1598C Std Only	Umbrella type; (RBB) Rubber
8	Valve Stem Seal Bulk	71-69	ST-2001BC Std Only	Loc. Exh.; w/.343" stem dia.; Positive type; Installation requires valve guide machining; Carton of 100; (RBBTF) Rubber/PTFE
8	Valve Stem Seal Bulk	71-69	ST-2004BC Std Only	Loc. Exh.; w/.375" stem dia.; Positive type; Installation requires valve guide machining; Carton of 100; (RBBTF) Rubber/PTFE
8	Valve Stem Seal Bulk	71-69	ST-2001BC Std Only	Loc. Int.; w/.343" stem dia.; Positive type; Installation requires valve guide machining; Carton of 100; (RBBTF) Rubber/PTFE
8	Valve Stem Seal Bulk	71-69	ST-2004BC Std Only	Loc. Int.; w/.375" stem dia.; Positive type; Installation requires valve guide machining; Carton of 100; (RBBTF) Rubber/PTFE
16	Valve Stem Seal Bulk	71-69	MV-1233 Std Only	O-Ring; Carton of 100; (RBB) Rubber
16	Valve Stem Seal Bulk	71-69	MV-1598 Std Only	Umbrella type; Carton of 100; (RBB) Rubber
QTY	VALVE SEAT	YEARS	PART NO.	DESCRIPTION
8	Seat	71-69	245-1562-1 Std Only	Loc. Exh.; 1.5675" OD, 1.3125" ID, 0.2160" Depth
8	Seat	71-69	245-1562-1N Std Only	Loc. Exh.; Premium Material; 1.5675" OD, 1.3125" ID, 0.2160" Depth
8	Seat	71-70	245-2125-1 Std Only	Loc. Int.; Use w/V-1926; 2.1305" OD, 1.8125" ID, 0.2480" Depth
QTY	VALVE, MISC	YEARS	PART NO.	DESCRIPTION
32	Keeper	71-69	VK-115A Std Only	1 groove; Square cut key groove; Carton pack 24
32	Keeper	71-69	VK-115 Std Only	1 groove; Square cut key groove; Carton pack 32
32	Keeper	71-69	VK-115R Std Only	1 groove; Square cut key groove; Hardened
32	Keeper, Bulk	71-69	VK-115B Std Only	1 groove; Square cut key groove; Carton of 1000
16	Spring Insert	71-69	259-203C Std Only	.015"; Carton of 100
16	Spring Insert	71-69	259-203B Std Only	.030"; Carton of 100
16	Spring Insert	71-69	259-203BRS Std Only	.030"; Carton of 500
16	Spring Insert	71-69	259-203A Std Only	.060"; Carton of 100
16	Spring Insert	71-69	259-203ARS Std Only	.060"; Carton of 500

(continued on next page)

GMC Truck (Incl. SUV's)

350 5.7L (5736cc) OHV V8 (16 Valve) (Chevrolet), 4" Bore (GMC Eng.), 2 Bbl. 1971-1969 **79**
(cont.)

QTY	PISTON	YEARS	PART NO.	DESCRIPTION
8	Cast Piston	71	H423DCP * Std-20-30-40-60-80	Hypereutectic; w/machined valve reliefs and circlip grooves; Use w/LR-63 lock ring for floated applications; .9275" Pin Dia.; 2 Rings 5/64 Groove, 1 Ring 3/16 Groove, 1.548 CD, .098 dish, 4 reliefs; Use w/Lock Ring LR-63; DUROSHIELD® skirt coated piston
8	Cast Piston	71	H423ACP 40 + 40-60-80	Hypereutectic; w/machined valve reliefs and circlip grooves; Use w/LR-63 lock ring for floated applications; .9275" Pin Dia.; 2 Rings 5/64 Groove, 1 Ring 3/16 Groove, 1.548 CD, Recessed Head .098" deep x 2.771" dia. w/4 valve reliefs; DUROSHIELD® skirt coated piston; Superseded - When depleted use H423DCP 40
8	Cast Piston	71	H423NP 20 20	Perf. or reg. duty operation; Not O.E. duplicate Wt.; Use in sets only; Hypereutectic; .9275" Pin Dia.; 2 Rings 5/64 Groove, 1 Ring 3/16 Groove, 1.540 CD, .100 dish, 4 reliefs
8	Cast Piston	70-69	H345ACP + Std-40-80	Perf. or reg. duty operation; Use w/E-251K ring set; Hypereutectic; w/machined valve reliefs and circlip grooves; Use w/LR-63 lock ring for floated applications; .9275" Pin Dia.; 2 Rings 5/64 Groove, 1 Ring 3/16 Groove, 1.548 CD, Flat Head w/4 valve reliefs; DUROSHIELD® skirt coated piston; Superseded - When depleted use H345DCP
8	Cast Piston	70-69	H345DCP * Std-20-30-40-60-80	Perf. or reg. duty operation; Use w/E-251K ring set; Hypereutectic; w/machined valve reliefs and circlip grooves; Use w/LR-63 lock ring for floated applications; .9275" Pin Dia.; 2 Rings 5/64 Groove, 1 Ring 3/16 Groove, 1.548 CD, Flat, 4 reliefs; Use w/Lock Ring LR-63; DUROSHIELD® skirt coated piston
8	Cast Piston - Individual	71	WH423DCP Std-20-30-40-60	Hypereutectic; w/machined valve reliefs and circlip grooves; Use w/LR-63 lock ring for floated applications; .9275" Pin Dia.; 2 Rings 5/64 Groove, 1 Ring 3/16 Groove, 1.548 CD, .098 dish, 4 reliefs; Use w/Lock Ring LR-63; DUROSHIELD® skirt coated piston
8	Cast Piston - Individual	71	WH423ACP + Std-20-30-40-60	Hypereutectic; w/machined valve reliefs and circlip grooves; Use w/LR-63 lock ring for floated applications; .9275" Pin Dia.; 2 Rings 5/64 Groove, 1 Ring 3/16 Groove, 1.548 CD, Recessed Head .098" deep x 2.771" dia. w/4 valve reliefs; DUROSHIELD® skirt coated piston; Superseded - When depleted use WH423DCP
8	Cast Piston - Individual	70-69	WH345ACP + Std-20-30-40-60	Perf. or reg. duty operation; Use w/WE-251K ring set; Hypereutectic; w/machined valve reliefs and circlip grooves; Use w/LR-63 lock ring for floated applications; .9275" Pin Dia.; 2 Rings 5/64 Groove, 1 Ring 3/16 Groove, 1.548 CD, Flat Head w/4 valve reliefs; DUROSHIELD® skirt coated piston; Superseded - When depleted use WH345DCP
8	Cast Piston - Individual	70-69	WH345DCP Std-20-30-40-60	Perf. or reg. duty operation; Use w/WE-251K ring set; Hypereutectic; w/machined valve reliefs and circlip grooves; Use w/LR-63 lock ring for floated applications; .9275" Pin Dia.; 2 Rings 5/64 Groove, 1 Ring 3/16 Groove, 1.548 CD, Flat, 4 reliefs; Use w/Lock Ring LR-63; DUROSHIELD® skirt coated piston
1	Cast Piston Set w/Prem. Rings	71-69	8KH618CP 30 30-40-60	Hypereutectic; 0.9275" Pin Dia.; 2 Rings 5/64 Groove, 1 Ring 3/16 Groove, 1.560 CD, Domed Head .125 high w/2 valve reliefs. DUROSHIELD® skirt coated piston.
1	Cast Piston Set w/Prem. Rings	71	8KH423ACP 30 + 30-40-60	Hypereutectic; w/machined valve reliefs and circlip grooves; Use w/LR-63 lock ring for floated applications; .9275" Pin Dia.; 2 Rings 5/64 Groove, 1 Ring 3/16 Groove, 1.548 CD, Recessed Head .098" deep x 2.771" dia. w/4 valve reliefs; DUROSHIELD® skirt coated piston; Superseded - When depleted use 8KH423DCP 30
1	Cast Piston Set w/Prem. Rings	71	8KH423DCP 30 30-40-60	Hypereutectic; w/machined valve reliefs and circlip grooves; Use w/LR-63 lock ring for floated applications; .9275" Pin Dia.; 2 Rings 5/64 Groove, 1 Ring 3/16 Groove, Recessed Head .098" deep x 2.771" dia. w/4 valve reliefs; DUROSHIELD® skirt coated piston
8	POWERFORGED	71	L-2403NF Std-20-30-40-60	Powerforged; 0.9275" Pin Dia.; 2 Rings 5/64 Groove, 1 Ring 3/16 Groove, 1.562 CD, Recessed Head .068 deep. DUROSHIELD® skirt coated piston.
8	POWERFORGED	70-69	L-2256F Std-20-30-40-60	Powerforged; 0.9275" Pin Dia.; 2 Rings 5/64 Groove, 1 Ring 3/16 Groove, 1.563 CD, Flat, 4 reliefs; DUROSHIELD® skirt coated piston
8	POWERFORGED Piston-Individual	71	WL-2403NF Std-20-30-40-60	Powerforged; 0.9275" Pin Dia.; 2 Rings 5/64 Groove, 1 Ring 3/16 Groove, 1.562 CD, Recessed Head .068 deep. DUROSHIELD® skirt coated piston.

(continued on next page)

GMC Truck (Incl. SUV's)

79 350 5.7L (5736cc) OHV V8 (16 Valve) (Chevrolet), 4" Bore (GMC Eng.), 2 Bbl. 1971-1969
(cont.)

QTY	PISTON (cont.)	YEARS	PART NO.	DESCRIPTION
8	POWERFORGED Piston-Individual	70-69	WL-2256F Std-20-30-40-60	Powerforged; 0.9275" Pin Dia.; 2 Rings 5/64 Groove, 1 Ring 3/16 Groove, 1.563 CD, Flat, 4 reliefs; DUROSHIELD® skirt coated piston
1	POWERFORGED Piston Set w/Rings	71-69	8KL2256F 30 30-40-60	Powerforged; 0.9272" Pin Dia.; 2 Rings 5/64 Groove, 1 Ring 3/16 Groove, 1.563 CD, Flat Head w/4 valve reliefs. DUROSHIELD® skirt coated piston.
8	Pin	71-69	P-2208 Std-3-5-0015	Use w/L-2256F or L-2403NF piston; 0.6200" Inside Dia., 0.9272" Outside Dia.
QTY	RINGS	YEARS	PART NO.	DESCRIPTION
1	Premium Set	71-69	E-251KC Std-20-30-40-60	2-5/64, 1-3/16; Premium Chrome
1	Premium Set	71-69	E-251K Std-10-20-30-40-60	2-5/64, 1-3/16; Premium Moly
1	Premium Set	71-69	R-9903 Std-20-30-60	2-5/64, 1-3/16; Speed-Pro plasma-moly Perf. ring set
1	Standard Set	71-69	E-251X Std-10-20-30-40-60-80	2-5/64, 1-3/16; Iron
8	Premium Single Cylinder Set	71-69	WE-251K Std-30-40-60	2-5/64, 1-3/16; Premium Moly
8	Standard Single Cylinder Set	71-69	WE-251X Std-30-40-60	2-5/64, 1-3/16; Iron
QTY	SLEEVE	YEARS	PART NO.	DESCRIPTION
8	Repair Sleeve	71-69	SL-22Y Std Only	1/8" wall, must be cut to correct length; O.A.L. 10.250"
8	Repair Sleeve	71-69	SL-350M Std Only	3/32" wall, cut to length; Press fit sleeve
8	Repair Sleeve	71-69	SL-22M Std Only	3/32" wall, must be cut to correct length; O.A.L. 10.250"
QTY	ENGINE BEARINGS	YEARS	PART NO.	DESCRIPTION
1	Main Set	71-69	4663M Std-1-2-10-20-30-40-60	.020" O/S length flange brg.
1	Main Set	71-69	6688M 10 10-20-30	A-Series aluminum bearings
1	Main Set	71-69	4663MA Std-1-2-10-20-30-40-60	A-Series aluminum bearings; .010" O/S length flange brg.
1	Main Set	71-69	7329MA 10 10-20	A-Series aluminum bearings; w/.020" O/S OD
1	Main Set	71-69	7274MA 10X20 10X20	8-2555CA 60 avail. as unplated & resizeable; Overplated copper-lead alloy
1	Rod Set	71-69	8-2555CP Std-1-10-20-30-40-50	A-Series aluminum bearings
1	Rod Set	71-69	8-2555A Std-1-10-20-30-40-50-60	A-Series aluminum bearings; Use in .002" O/S Rod Bore
1	Rod Set	71-69	8-2555A 10X2 10X2-20X2-30X2-40X2	Unplated & resizeable
1	Rod Set	71-69	8-2555CA 60 60	Use in .002" O/S Rod Bore; Overplated copper-lead alloy; Superseded - When depleted use 8-2555A 10X2
1	Rod Set	71-69	8-2555CP 10X2 + 10X2-20X2	A-Series aluminum bearings
8	Rod Pair	71-69	2555A Std-1-2-10-20-30-40-50-60	Overplated copper-lead alloy
8	Rod Pair	71-69	2555CP Std-1-2-10-20-30-40-50	Overplated copper-lead alloy
8	Rod Pair	71-69	2555CA 60 60	Unplated & resizeable
8	Rod Pair	71-69	2555CP 10X2 + 10X2-20X2	Use in .002" O/S Rod Bore; Superseded - When depleted use 2555A 10X2
1	Cam Set	71-69	1750M Std Only	2.030" housing bore
1	Cam Set	71-69	1235M Std-1-10	Babbitt material; Full round design
1	Cam Set	71-69	1749M Std Only	Bi-Metal Aluminum
1	Cam Set	71-69	2100M Std Only	Race Performance
QTY	OIL PUMP	YEARS	PART NO.	DESCRIPTION
1	Oil Pump	71-69	224-4146	5/8" inlet
1	Oil Pump	71-69	224-4143	High Volume, check pan for clearance; 5/8" inlet; Use shaft w/steel guide
1	Inter. Shaft	71-69	224-6146E	Has steel shaft guide; Eliminates nylon shaft guide
1	Inter. Shaft	71-69	224-6146	Use w/nylon shaft guide
1	Oil Pump Shaft Guide	71-69	224-43343	Nylon
1	Screen Assy.	71-69	224-1246	5/8" inlet tube
QTY	GASKETS	YEARS	PART NO.	DESCRIPTION
1	Kit Gasket Set	71-69	260-1000	VINTAGE; Head bolts not incl.
1	Kit Gasket Set	71-69	260-1000AT	VINTAGE; Head bolts not incl.; PermaDryPlus® valve cover & oil pan gskts. incl.; PermaDryPlus® water outlet gskt. incl.
2	Head Bolt Set	71-69	260-2500 Std Only	Replacement recommended
QTY	FREEZE PLUGS	YEARS	PART NO.	DESCRIPTION
1	Brass Block Plug Kit	71-69	381-8007	
1	Steel Block Plug Kit	71-69	381-4011	
1	Brass Deep Cup Freeze Plug	71-69	381-9001	VINTAGE; 1.625" Diameter
1	Steel Deep Cup Freeze Plug	71-69	381-3095	0.500" Diameter
1	Steel Deep Cup Freeze Plug	71-69	381-3041	1.625" Diameter
1	Steel Shallow Cup Freeze Plug	71-69	381-2078	2.109" Diameter

BLOCK

BLOCK

GMC Truck (Incl. SUV's)

350 5.7L (5736cc) OHV V8 (16 Valve) (Chevrolet), 4" Bore (GMC Eng.), 2 Bbl. LPG 1976-1969 80

QTY	TIMING	YEARS	PART NO.	DESCRIPTION
1	3 Piece Set	74-69	KT3-499S	Powdered Metal Crank Sprocket; w/.405" tooth width sprocket; (1) 222-499; (1) 223-390; (1) 223-391
1	Timing Chain	74-69	222-499	Use w/.405" tooth width sprocket; 46 Links
1	Crank Sprocket	74-69	223-391	Powdered metal; .405" tooth width sprocket; 18 Teeth
1	Cam Sprocket	74-69	223-390	.405" tooth width sprocket; 36 Teeth
1	Cam Sprocket	74-69	223-390N	Nylon; .405" tooth width sprocket; 36 Teeth
QTY	CAMSHAFT/LIFTER	YEARS	PART NO.	DESCRIPTION
1	Camshaft	76-69	CS-274	Hydraulic, (050) Duration at .050 Lobe Lift, 203 Exh., 194 Int., 112 Degrees Lobe Separation
1	Prelube		55-403 Std Only	1.5 oz. packet
1	Prelube		55-400 Std Only	4 oz. bottle; 1.5 oz. packet No. 55-403 also avail.
16	Lifter	76-69	HT-817 Std Only	Hyd.
16	Lifter, Bulk	76-69	HT-817B Std Only	Hyd.; Carton of 128
QTY	CAM KIT	YEARS	PART NO.	DESCRIPTION
1	Cam/Lifter Kit	76-69	KC-274	Hyd.; (1) 55-403B; (1) CS-274; (16) HT-817
1	Cam/Lifter/Timing Kit	74-69	KCT-274	Hyd.; w/.405" tooth width sprocket; (1) 55-403B; (1) CS-274; (16) HT-817; (1) KT3-499S
QTY	PUSH ROD	YEARS	PART NO.	DESCRIPTION
16	Push Rod	76-69	RP-3093 Std Only	7.7940" O.A.L.
16	Push Rod	76-69	RP-3212R Std-100-150-200	Chrome-Moly; 7.7900" O.A.L.
16	Push Rod, Bulk	76-69	BRP-3093 Std Only	Carton of 100; 7.7940" O.A.L.
16	Push Rod, Bulk	76-69	BRP-3212R Std-100	Chrome-Moly; Carton of 100; 7.7900" O.A.L.
QTY	ROCKER PARTS	YEARS	PART NO.	DESCRIPTION
16	Arm Assy.	76-69	R-826 Std Only	Incl. arm, ball & nut
16	Arm Assy., Bulk	76-69	R-826B Std Only	Incl. arm, ball & nut; Carton of 64
16	Arm	76-69	R-826A Std Only	
16	Rocker Arm Ball	76-69	MR-1783 Std Only	
16	Nut	76-69	MR-1751 Std Only	Self-locking, 3/8" x 24 threads
16	Stud	76-69	MR-1752 Std Only	.003" O/S; 3/8" x 24 x 2.495"
16	Stud	76-69	MR-1949 Std Only	.372" x 24 x 2.495"
QTY	VALVE	YEARS	PART NO.	DESCRIPTION
8	Exhaust	76-75	V-1988X Std-3-15	1 groove; Chrome plated stem; Stellite face; 1.5000" Head Dia., 0.3718" Stem Dia., 4.9230" O.A.L.
8	Exhaust	74-69	V-1888X Std Only	1st Design; Chrome plated stem; Stellite face; 1.5000" Head Dia., 0.3412" Stem Dia., 4.9230" O.A.L.
8	Exhaust	74-69	V-1988X Std-3-15	2nd Design; 1 groove; Chrome plated stem; Stellite face; 1.5000" Head Dia., 0.3718" Stem Dia., 4.9230" O.A.L.
8	Exhaust, Bulk	76-69	V-1988XB Std-15	1 groove; Chrome plated stem; Stellite face; Carton of 25; 1.5000" Head Dia., 0.3718" Stem Dia., 4.9230" O.A.L.
8	Intake	76-69	V-1928 Std Only	VINTAGE; Chrome plated stem; 1.7200" Head Dia., 0.3420" Stem Dia., 4.9170" O.A.L.
QTY	VALVE GUIDE	YEARS	PART NO.	DESCRIPTION
8	Guide	76-69	VG-5046 Std Only	Loc. Exh.; .502" OD; 0.3740" ID, 2.2500" O.A.L.
8	Guide	76-69	VG-5038 Std Only	Loc. Int.; 0.3430" ID, 2.1200" O.A.L.
8	Guide, Bulk	76-69	VG-5038B Std Only	Loc. Int.; Carton of 50; 0.3430" ID, 2.1200" O.A.L.
QTY	VALVE SPRING	YEARS	PART NO.	DESCRIPTION
8	Spring	76-73	VS-727 Std Only	Loc. Exh.; Incl. damper; 1.9100" Free Height
8	Spring	76-69	VS-677 Std Only	Loc. Int.; Incl. damper; 2.0300" Free Height
8	Spring	72-69	VS-677 Std Only	Loc. Exh.; Incl. damper; 2.0300" Free Height
8	Spring, Bulk	76-73	VS-727B Std Only	Loc. Exh.; Incl. damper; Carton of 250; 1.9100" Free Height
8	Spring, Bulk	76-69	VS-677B Std Only	Loc. Int.; Incl. damper; Carton of 250; 2.0300" Free Height
8	Spring, Bulk	72-69	VS-677B Std Only	Loc. Exh.; Incl. damper; Carton of 250; 2.0300" Free Height
QTY	VALVE SEAL	YEARS	PART NO.	DESCRIPTION
8	Valve Stem Seal	76-69	ST-2001 Std Only	Loc. Exh.; Use w/O.E. guide; w/.343" stem dia.; Positive type; Installation requires valve guide machining; (RBBTF) Rubber/PTFE
16	Valve Stem Seal	76-69	ST-2004 Std Only	Use w/O.E. guide; w/.371" stem dia.; Positive type; Installation requires valve guide machining; (RBBTF) Rubber/PTFE
16	Valve Stem Seal	76-69	MV-1903 Std Only	Use w/repair guide; w/.371" stem dia.; Positive type; (RBB) Rubber
8	Valve Stem Seal Bulk	76-69	ST-2001BC Std Only	Loc. Exh.; Use w/O.E. guide; w/.343" stem dia.; Positive type; Installation requires valve guide machining; Carton of 100; (RBBTF) Rubber/PTFE
16	Valve Stem Seal Bulk	76-69	ST-2004BC Std Only	Use w/O.E. guide; w/.371" stem dia.; Positive type; Installation requires valve guide machining; Carton of 100; (RBBTF) Rubber/PTFE
QTY	VALVE, MISC	YEARS	PART NO.	DESCRIPTION
32	Keeper	76-69	VK-115A Std Only	1 groove; Square cut key groove; Carton pack 24
32	Keeper	76-69	VK-115 Std Only	1 groove; Square cut key groove; Carton pack 32

VALVE TRAIN

VALVE TRAIN

(continued on next page)

GMC Truck (Incl. SUV's)

80 350 5.7L (5736cc) OHV V8 (16 Valve) (Chevrolet), 4" Bore (GMC Eng.), 2 Bbl. LPG 1976-1969
(cont.)

QTY	VALVE, MISC (cont.)	YEARS	PART NO.	DESCRIPTION
32	Keeper	76-69	VK-115R Std Only	1 groove; Square cut key groove; Hardened
32	Keeper, Bulk	76-69	VK-115B Std Only	1 groove; Square cut key groove; Carton of 1000
16	Spring Insert	76-69	259-203C Std Only	.015"; Carton of 100
16	Spring Insert	76-69	259-203B Std Only	.030"; Carton of 100
16	Spring Insert	76-69	259-203BRS Std Only	.030"; Carton of 500
16	Spring Insert	76-69	259-203A Std Only	.060"; Carton of 100
16	Spring Insert	76-69	259-203ARS Std Only	.060"; Carton of 500
QTY	PISTON	YEARS	PART NO.	DESCRIPTION
8	Cast Piston	76-69	399P 30 30-40	VINTAGE; Cast; .9275" Pin Dia.; 2 Rings 5/64 Groove, 1 Ring 3/16 Groove, 1.560 CD, Flat Head w/2 valve reliefs - 9.0:1 C.R.
8	Cast Piston - Individual	76-69	W399P 30 30-40	VINTAGE; Cast; .9275" Pin Dia.; 2 Rings 5/64 Groove, 1 Ring 3/16 Groove, 1.560 CD, Flat Head w/2 valve reliefs - 9.0:1 C.R.
QTY	RINGS	YEARS	PART NO.	DESCRIPTION
1	Premium Set	76-69	E-251K Std-10-20-30-40-60	2-5/64, 1-3/16; Premium Moly
1	Standard Set	76-69	E-251X Std-10-20-30-40-60-80	2-5/64, 1-3/16; Iron
8	Premium Single Cylinder Set	76-69	WE-251K Std-30-40-60	2-5/64, 1-3/16; Premium Moly
8	Standard Single Cylinder Set	76-69	WE-251X Std-30-40-60	2-5/64, 1-3/16; Iron
QTY	SLEEVE	YEARS	PART NO.	DESCRIPTION
8	Repair Sleeve	76-69	SL-22Y Std Only	1/8" wall, must be cut to correct length; O.A.L. 10.250"
8	Repair Sleeve	76-69	SL-350M Std Only	3/32" wall, cut to length; Press fit sleeve
8	Repair Sleeve	76-69	SL-22M Std Only	3/32" wall, must be cut to correct length; O.A.L. 10.250"
QTY	ENGINE BEARINGS	YEARS	PART NO.	DESCRIPTION
1	Main Set	76-69	4663M Std-1-2-10-20-30-40-60	
1	Main Set	76-69	6688M 10 10-20-30	.020" O/S length flange brg.
1	Main Set	76-69	4663MA Std-1-2-10-20-30-40-60	A-Series aluminum bearings
1	Main Set	76-69	7329MA 10 10-20	A-Series aluminum bearings; .010" O/S length flange brg.
1	Rod Set	76-69	8-2555CP Std-1-10-20-30-40-50	8-2555CA 60 avail. as unplated & resizeable; Overplated copper-lead alloy
1	Rod Set	76-69	8-2555A Std-1-10-20-30-40-50-60	A-Series aluminum bearings
1	Rod Set	76-69	8-2555A 10X2 10X2-20X2-30X2-40X2	A-Series aluminum bearings; Use in .002" O/S Rod Bore
1	Rod Set	76-69	8-2555CA 60 60	Unplated & resizeable
1	Rod Set	76-69	8-2555CP 10X2 + 10X2-20X2	Use in .002" O/S Rod Bore; Overplated copper-lead alloy; Superseded - When depleted use 8-2555A 10X2
8	Rod Pair	76-69	2555A Std-1-2-10-20-30-40-50-60	A-Series aluminum bearings
8	Rod Pair	76-69	2555CP Std-1-2-10-20-30-40-50	Overplated copper-lead alloy
8	Rod Pair	76-69	2555CA 60 60	Unplated & resizeable
8	Rod Pair	76-69	2555CP 10X2 + 10X2-20X2	Use in .002" O/S Rod Bore; Superseded - When depleted use 2555A 10X2
1	Cam Set	76-69	1750M Std Only	2.030" housing bore
1	Cam Set	76-69	1235M Std-1-10	Babbitt material; Full round design
1	Cam Set	76-69	1749M Std Only	Bi-Metal Aluminum
QTY	OIL PUMP	YEARS	PART NO.	DESCRIPTION
1	Oil Pump	76-69	224-4146	5/8" inlet
1	Oil Pump	76-69	224-4143	High Volume, check pan for clearance; 5/8" inlet; Use shaft w/steel guide
1	Inter. Shaft	76-69	224-6146E	Has steel shaft guide; Eliminates nylon shaft guide
1	Inter. Shaft	76-69	224-6146	Use w/nylon shaft guide
1	Oil Pump Shaft Guide	76-69	224-43343	Nylon
1	Screen Assy.	76-69	224-1146	VINTAGE; 5/8" inlet
QTY	GASKETS	YEARS	PART NO.	DESCRIPTION
1	Kit Gasket Set	76-69	260-1000	VINTAGE; Int. manifold gskts. not incl.; Head bolts not incl.
1	Kit Gasket Set	76-75	260-1000BT	VINTAGE; Int. manifold gskts. not incl.; Head bolts not incl.; PermaDryPlus® valve cover & oil pan gskts. incl.; PermaDryPlus® water outlet gskt. incl.
1	Kit Gasket Set	74-69	260-1000AT	VINTAGE; Int. manifold gskts. not incl.; Head bolts not incl.; PermaDryPlus® valve cover & oil pan gskts. incl.; PermaDryPlus® water outlet gskt. incl.
2	Head Bolt Set	76-69	260-2500 Std Only	Replacement recommended
QTY	FREEZE PLUGS	YEARS	PART NO.	DESCRIPTION
1	Brass Block Plug Kit	76-69	381-8007	
1	Steel Block Plug Kit	76-69	381-4011	
1	Brass Deep Cup Freeze Plug	76-69	381-9001	VINTAGE; 1.625" Diameter
1	Steel Deep Cup Freeze Plug	76-69	381-3095	0.500" Diameter

BLOCK

BLOCK

(continued on next page)

GMC Truck (Incl. SUV's)

350 5.7L (5736cc) OHV V8 (16 Valve) (Chevrolet), 4" Bore (GMC Eng.), 2 Bbl. LPG 1976-1969 80
(cont.)

QTY	FREEZE PLUGS (cont.)	YEARS	PART NO.	DESCRIPTION
1	Steel Deep Cup Freeze Plug	76-69	381-3041	1.625" Diameter
1	Steel Shallow Cup Freeze Plug	76-69	381-2078	2.109" Diameter

350 5.7L (5736cc) OHV V8 (16 Valve) (Chevrolet), 4" Bore (GMC Eng.), 4 Bbl. 1971-1968 81

QTY	TIMING	YEARS	PART NO.	DESCRIPTION
1	3 Piece Set	71-69	KT3-163S	Incl. double rlr. type chain; (1) 222-163; (1) 223-288; (1) 223-289
1	3 Piece Set	71-69	KT3-499S	Powdered Metal Crank Sprocket; w/.405" tooth width sprocket; (1) 222-499; (1) 223-390; (1) 223-391
1	Timing Set w/Gaskets	71-69	CTS-1002	VINTAGE; Incl. double rlr. type chain
1	Timing Set w/Gaskets	71-69	CTS-1001	VINTAGE; w/.405" tooth width sprocket
1	Timing Chain	71-69	222-163	Double rlr.; 58 Links
1	Timing Chain	71-69	222-499	Use w/.405" tooth width sprocket; 46 Links
1	Crank Sprocket	71-69	223-289	Double row; 22 Teeth
1	Crank Sprocket	71-69	223-391	Powdered metal; .405" tooth width sprocket; 18 Teeth
1	Cam Sprocket	71-69	223-390	.405" tooth width sprocket; 36 Teeth
1	Cam Sprocket	71-69	223-288	Double row; 44 Teeth
1	Cam Sprocket	71-69	223-390N	Nylon; .405" tooth width sprocket; 36 Teeth

QTY	CAMSHAFT/LIFTER	YEARS	PART NO.	DESCRIPTION
1	Camshaft	71-69	CS-274	Exc. Calif. Emis.; Hydraulic, (050) Duration at .050 Lobe Lift, 203 Exh., 194 Int., 112 Degrees Lobe Separation
1	Performance Cam	71-69	CS-1103R	Emissions Legal Cam; CARB E.O. No. D-292-1; Pro-1500 Perf. Cam; 0.42" Exh. Valve Lift, 0.398" Int. Valve Lift, Hydraulic, (050) Duration at .050 Lobe Lift, 204 Exh., 194 Int., 112 Degrees Lobe Separation
1	Performance Cam	71-69	CS-1014R	Emissions Legal Cam; CARB E.O. No. D-292-1; Pro-2000 Perf. Cam; 0.443" Exh. Valve Lift, 0.42" Int. Valve Lift, Hydraulic, (050) Duration at .050 Lobe Lift, 214 Exh., 204 Int., 112 Degrees Lobe Separation
1	Performance Cam	71-69	CS-1106R	Emissions Legal Cam; CARB E.O. No. D-292-1; Pro-3000 Perf. Cam; 0.465" Exh. Valve Lift, 0.443" Int. Valve Lift, Hydraulic, (050) Duration at .050 Lobe Lift, 224 Exh., 214 Int., 112 Degrees Lobe Separation
1	Prelube		55-403 Std Only	1.5 oz. packet
1	Prelube		55-400 Std Only	4 oz. bottle; 1.5 oz. packet No. 55-403 also avail.
16	Lifter	71-69	HT-817 Std Only	Hyd.
16	Lifter	71-69	HT-817R Std Only	Speed-Pro Hi-Revolution Hyd.
16	Lifter, Bulk	71-69	HT-817B Std Only	Hyd.; Carton of 128
16	Lifter, Bulk	71-69	HT-817RB Std Only	Speed-Pro Hi-Revolution Hyd.; Carton of 128

QTY	CAM KIT	YEARS	PART NO.	DESCRIPTION
1	Cam/Lifter Kit	71-69	KC-1103R	Emissions Legal Cam; CARB E.O. No. D-292-1; Hyd.; Pro-1500 Perf. Cam; Duration at .050", 194 Int., 204 Exh.; Valve lift .398" Int., .420" Exh.; Lobe Separation 112 Degrees; (1) 55-403B; (1) CS-1103R; (16) HT-817
1	Cam/Lifter Kit	71-69	KC-1014R	Emissions Legal Cam; CARB E.O. No. D-292-1; Hyd.; Pro-2000 Perf. Cam; Duration at .050", 204 Int., 214 Exh.; Valve lift .420" Int., .443" Exh.; Lobe Separation 112 Degrees; (1) 55-403B; (1) CS-1014R; (16) HT-817
1	Cam/Lifter Kit	71-69	KC-1106R	Emissions Legal Cam; CARB E.O. No. D-292-1; Hyd.; Pro-3000 Perf. Cam; Duration at .050", 214 Int., 224 Exh.; Valve lift .443" Int., .465" Exh.; Lobe Separation 112 Degrees; (1) 55-403B; (1) CS-1106R; (16) HT-817
1	Cam/Lifter Kit	71-69	KC-274	Exc. Calif. Emis.; Hyd.; (1) 55-403B; (1) CS-274; (16) HT-817
1	Cam/Lifter/Timing Kit	71-69	KCT-1014R	Emissions Legal Cam; CARB E.O. No. D-292-1; Hyd.; Pro-2000 Perf. Cam; Duration at .050", 204 Int., 214 Exh.; Valve lift .420" Int., .443" Exh.; Lobe Separation 112 Degrees; (1) 55-403B; (1) CS-1014R; (1) CTS-1100NR; (16) HT-817
1	Cam/Lifter/Timing Kit	71-69	KCT-274C	Exc. Calif. Emis.; Hyd.; Incl. double rlr. type chain; (1) 55-403B; (1) CS-274; (16) HT-817; (1) KT3-163S
1	Cam/Lifter/Timing Kit	71-69	KCT-274	Exc. Calif. Emis.; Hyd.; w/.405" tooth width sprocket; (1) 55-403B; (1) CS-274; (16) HT-817; (1) KT3-499S

QTY	PUSH ROD	YEARS	PART NO.	DESCRIPTION
16	Push Rod	71-69	RP-3093 Std Only	7.7940" O.A.L.
16	Push Rod	71-69	RP-3212R Std-100-150-200	Chrome-Moly; 7.7900" O.A.L.
16	Push Rod, Bulk	71-69	BRP-3093 Std Only	Carton of 100; 7.7940" O.A.L.
16	Push Rod, Bulk	71-69	BRP-3212R Std-100	Chrome-Moly; Carton of 100; 7.7900" O.A.L.
8	Push Rod Guide Plate	71-69	MR-1930 Std Only	Speed-Pro flat guide plate for 3/8" dia. push rods; Requires screw-in studs
8	Push Rod Guide Plate	71-69	MR-1896 Std Only	Speed-Pro flat guide plate for 5/16" dia. push rods; Requires screw-in studs

(continued on next page)

GMC Truck (Incl. SUV's)

81 350 5.7L (5736cc) OHV V8 (16 Valve) (Chevrolet), 4" Bore (GMC Eng.), 4 Bbl. 1971-1968
(cont.)

VALVE TRAIN

VALVE TRAIN

QTY	PUSH ROD (cont.)	YEARS	PART NO.	DESCRIPTION
8	Push Rod Guide Plate	71-69	MR-1892 Std Only	Speed-Pro stepped guide plate for 3/8" dia. push rods; Requires screw-in studs
8	Push Rod Guide Plate	71-69	MR-1891 Std Only	Speed-Pro stepped guide plate for 5/16" dia. push rods; Requires screw-in studs
QTY	ROCKER PARTS	YEARS	PART NO.	DESCRIPTION
16	Arm Assy.	71-69	R-826 Std Only	Incl. arm, ball & nut
16	Arm Assy., Bulk	71-69	R-826B Std Only	Incl. arm, ball & nut; Carton of 64
16	Arm	71-69	R-826A Std Only	
16	Rocker Arm Ball	71-69	MR-1783 Std Only	
16	Nut	71-69	MR-1751 Std Only	Self-locking, 3/8" x 24 threads
16	Stud	71-69	MR-1752 Std Only	.003" O/S; 3/8" x 24 x 2.495"
16	Stud	71-69	MR-1949 Std Only	.372" x 24 x 2.495"
16	Stud	71-69	MR-1865RS Std Only	Speed-Pro 3/8" dia. Perf. screw-in stud; requires head machining
QTY	VALVE	YEARS	PART NO.	DESCRIPTION
8	Exhaust	71-69	V-1904 Std-3-15-30	Chrome plated stem; 1.5000" Head Dia., 0.3414" Stem Dia., 4.9280" O.A.L.
8	Exhaust	71-69	V-1888X Std Only	Chrome plated stem; Stellite face; 1.5000" Head Dia., 0.3412" Stem Dia., 4.9230" O.A.L.
8	Exhaust	71-69	V-1199 Std-3-5-15-30	VINTAGE; 1.5000" Head Dia., 0.3415" Stem Dia., 4.9280" O.A.L.
8	Exhaust, Bulk	71-69	V-1904B Std-15	Chrome plated stem; Carton of 25; 1.5000" Head Dia., 0.3414" Stem Dia., 4.9280" O.A.L.
8	Exhaust, Bulk	71-69	V-1199B Std Only	VINTAGE; Carton of 25; 1.5000" Head Dia., 0.3415" Stem Dia., 4.9280" O.A.L.
8	Intake	71	V-1927 Std-15	Chrome plated stem; 1.7200" Head Dia., 0.3413" Stem Dia., 4.9170" O.A.L.
8	Intake	71-70	V-1926 Std-3-15	Chrome plated stem; 1.9400" Head Dia., 0.3414" Stem Dia., 4.8800" O.A.L.
8	Intake	71-70	V-1926Y 15 15	Chrome plated stem; w/.708" reduced end length; 1.9400" Head Dia., 0.3564" Stem Dia., 4.8800" O.A.L.
8	Intake	71-69	V-1928 Std Only	VINTAGE; Chrome plated stem; 1.7200" Head Dia., 0.3420" Stem Dia., 4.9170" O.A.L.
8	Intake	69	V-1927 Std-15	Chrome plated stem; 1.7200" Head Dia., 0.3413" Stem Dia., 4.9170" O.A.L.
8	Intake, Bulk	71	V-1927B Std Only	Chrome plated stem; Carton of 25; 1.7200" Head Dia., 0.3413" Stem Dia., 4.9170" O.A.L.
8	Intake, Bulk	71-70	V-1926B Std-15	Chrome plated stem; Carton of 25; 1.9400" Head Dia., 0.3410" Stem Dia., 4.8800" O.A.L.
8	Intake, Bulk	69	V-1927B Std Only	Chrome plated stem; Carton of 25; 1.7200" Head Dia., 0.3413" Stem Dia., 4.9170" O.A.L.
QTY	VALVE GUIDE	YEARS	PART NO.	DESCRIPTION
8	Guide	71-69	VG-5046 Std Only	Loc. Exh.; .502" OD; 0.3740" ID, 2.2500" O.A.L
8	Guide	71-69	VG-5038 Std Only	Loc. Int.; 0.3430" ID, 2.1200" O.A.L
8	Guide, Bulk	71-69	VG-5038B Std Only	Loc. Int.; Carton of 50; 0.3430" ID, 2.1200" O.A.L
QTY	VALVE SPRING	YEARS	PART NO.	DESCRIPTION
8	Spring	71-69	VS-677 Std Only	Loc. Exh.; Incl. damper; 2.0300" Free Height
8	Spring	71-69	VS-739R Std Only	Loc. Exh.; Optional-H/D; 2.0000" Free Height
8	Spring	71-69	VS-677 Std Only	Loc. Int.; Incl. damper; 2.0300" Free Height
8	Spring	71-69	VS-739R Std Only	Loc. Int.; Optional-H/D; 2.0000" Free Height
8	Spring, Bulk	71-69	VS-677B Std Only	Loc. Exh.; Incl. damper; Carton of 250; 2.0300" Free Height
8	Spring, Bulk	71-69	VS-739RB Std Only	Loc. Exh.; Optional-H/D; Carton of 300; 2.0000" Free Height
8	Spring, Bulk	71-69	VS-677B Std Only	Loc. Int.; Incl. damper; Carton of 250; 2.0300" Free Height
8	Spring, Bulk	71-69	VS-739RB Std Only	Loc. Int.; Optional-H/D; Carton of 300; 2.0000" Free Height
QTY	VALVE SEAL	YEARS	PART NO.	DESCRIPTION
8	Valve Stem Seal	71-69	MV-1903 Std Only	Loc. Exh.; Use w/repair guide; Positive type; (RBB) Rubber
8	Valve Stem Seal	71-69	ST-2001 Std Only	Loc. Exh.; w/.343" stem dia.; Positive type; Installation requires valve guide machining; (RBBTF) Rubber/PTFE
8	Valve Stem Seal	71-69	ST-2004 Std Only	Loc. Exh.; w/.375" stem dia.; Positive type; Installation requires valve guide machining; (RBBTF) Rubber/PTFE
8	Valve Stem Seal	71-69	MV-1903 Std Only	Loc. Int.; Use w/repair guide; Positive type; (RBB) Rubber
8	Valve Stem Seal	71-69	ST-2001 Std Only	Loc. Int.; w/.343" stem dia.; Positive type; Installation requires valve guide machining; (RBBTF) Rubber/PTFE
8	Valve Stem Seal	71-69	ST-2004 Std Only	Loc. Int.; w/.375" stem dia.; Positive type; Installation requires valve guide machining; (RBBTF) Rubber/PTFE
16	Valve Stem Seal	71-69	MV-1233C Std Only	O-Ring; (RBB) Rubber
16	Valve Stem Seal	71-69	MV-1598C Std Only	Umbrella type; (RBB) Rubber
8	Valve Stem Seal Bulk	71-69	ST-2001BC Std Only	Loc. Exh.; w/.343" stem dia.; Positive type; Installation requires valve guide machining; Carton of 100; (RBBTF) Rubber/PTFE

(continued on next page)

GMC Truck (Incl. SUV's)

350 5.7L (5736cc) OHV V8 (16 Valve) (Chevrolet), 4" Bore (GMC Eng.), 4 Bbl. 1971-1968 81
(cont.)

	QTY	VALVE SEAL (cont.)	YEARS	PART NO.	DESCRIPTION
VALVE TRAIN	8	Valve Stem Seal Bulk	71-69	ST-2004BC Std Only	Loc. Exh.; w/.375" stem dia.; Positive type; Installation requires valve guide machining; Carton of 100; (RBBTF) Rubber/PTFE
	8	Valve Stem Seal Bulk	71-69	ST-2001BC Std Only	Loc. Int.; w/.343" stem dia.; Positive type; Installation requires valve guide machining; Carton of 100; (RBBTF) Rubber/PTFE
	8	Valve Stem Seal Bulk	71-69	ST-2004BC Std Only	Loc. Int.; w/.375" stem dia.; Positive type; Installation requires valve guide machining; Carton of 100; (RBBTF) Rubber/PTFE
	16	Valve Stem Seal Bulk	71-69	MV-1233 Std Only	O-Ring; Carton of 100; (RBB) Rubber
	16	Valve Stem Seal Bulk	71-69	MV-1598 Std Only	Umbrella type; Carton of 100; (RBB) Rubber
	8	VALVE SEAT	YEARS	PART NO.	DESCRIPTION
	8	Seat	71-69	245-1562-1 Std Only	Loc. Exh.; 1.5675" OD, 1.3125" ID, 0.2160" Depth
	8	Seat	71-69	245-1562-1N Std Only	Loc. Exh.; Premium Material; 1.5675" OD, 1.3125" ID, 0.2160" Depth
	8	Seat	71-70	245-2125-1 Std Only	Loc. Int.; Use w/V-1926; 2.1305" OD, 1.8125" ID, 0.2480" Depth
	VALVE TRAIN	32	VALVE, MISC	YEARS	PART NO.
32		Keeper	71-69	VK-115A Std Only	1 groove; Square cut key groove; Carton pack 24
32		Keeper	71-69	VK-115 Std Only	1 groove; Square cut key groove; Carton pack 32
32		Keeper	71-69	VK-115R Std Only	1 groove; Square cut key groove; Hardened
32		Keeper, Bulk	71-69	VK-115B Std Only	1 groove; Square cut key groove; Carton of 1000
16		Spring Insert	71-69	259-203C Std Only	.015"; Carton of 100
16		Spring Insert	71-69	259-203B Std Only	.030"; Carton of 100
16		Spring Insert	71-69	259-203BRS Std Only	.030"; Carton of 500
16		Spring Insert	71-69	259-203A Std Only	.060"; Carton of 100
16		Spring Insert	71-69	259-203ARS Std Only	.060"; Carton of 500
BLOCK	8	PISTON	YEARS	PART NO.	DESCRIPTION
	8	Cast Piston	71	H423DCP * Std-20-30-40-60-80	Hypereutectic; w/machined valve reliefs and circlip grooves; Use w/LR-63 lock ring for floated applications; .9275" Pin Dia.; 2 Rings 5/64 Groove, 1 Ring 3/16 Groove, 1.548 CD, .098 dish, 4 reliefs; Use w/Lock Ring LR-63; DUROSHIELD® skirt coated piston
	8	Cast Piston	71	H423ACP 40 + 40-60-80	Hypereutectic; w/machined valve reliefs and circlip grooves; Use w/LR-63 lock ring for floated applications; .9275" Pin Dia.; 2 Rings 5/64 Groove, 1 Ring 3/16 Groove, 1.548 CD, Recessed Head .098" deep x 2.771" dia. w/4 valve reliefs; DUROSHIELD® skirt coated piston; Superseded - When depleted use H423DCP 40
	8	Cast Piston	71	H423NP 20 20	Perf. or reg. duty operation; Not O.E. duplicate Wt.; Use in sets only; Hypereutectic; .9275" Pin Dia.; 2 Rings 5/64 Groove, 1 Ring 3/16 Groove, 1.540 CD, .100 dish, 4 reliefs
	8	Cast Piston	70-69	H345ACP + Std-40-80	Perf. or reg. duty operation; Use w/E-251K ring set; Hypereutectic; w/machined valve reliefs and circlip grooves; Use w/LR-63 lock ring for floated applications; .9275" Pin Dia.; 2 Rings 5/64 Groove, 1 Ring 3/16 Groove, 1.548 CD, Flat Head w/4 valve reliefs; DUROSHIELD® skirt coated piston; Superseded - When depleted use H345DCP
	8	Cast Piston	70-69	H345DCP * Std-20-30-40-60-80	Perf. or reg. duty operation; Use w/E-251K ring set; Hypereutectic; w/machined valve reliefs and circlip grooves; Use w/LR-63 lock ring for floated applications; .9275" Pin Dia.; 2 Rings 5/64 Groove, 1 Ring 3/16 Groove, 1.548 CD, Flat, 4 reliefs; Use w/Lock Ring LR-63; DUROSHIELD® skirt coated piston
	8	Cast Piston - Individual	71	WH423DCP Std-20-30-40-60	Hypereutectic; w/machined valve reliefs and circlip grooves; Use w/LR-63 lock ring for floated applications; .9275" Pin Dia.; 2 Rings 5/64 Groove, 1 Ring 3/16 Groove, 1.548 CD, .098 dish, 4 reliefs; Use w/Lock Ring LR-63; DUROSHIELD® skirt coated piston
	8	Cast Piston - Individual	71	WH423ACP + Std-20-30-40-60	Hypereutectic; w/machined valve reliefs and circlip grooves; Use w/LR-63 lock ring for floated applications; .9275" Pin Dia.; 2 Rings 5/64 Groove, 1 Ring 3/16 Groove, 1.548 CD, Recessed Head .098" deep x 2.771" dia. w/4 valve reliefs; DUROSHIELD® skirt coated piston; Superseded - When depleted use WH423DCP
	8	Cast Piston - Individual	70-69	WH345ACP + Std-20-30-40-60	Perf. or reg. duty operation; Use w/WE-251K ring set; Hypereutectic; w/machined valve reliefs and circlip grooves; Use w/LR-63 lock ring for floated applications; .9275" Pin Dia.; 2 Rings 5/64 Groove, 1 Ring 3/16 Groove, 1.548 CD, Flat Head w/4 valve reliefs; DUROSHIELD® skirt coated piston; Superseded - When depleted use WH345DCP

(continued on next page)

GMC Truck (Incl. SUV's)

81 350 5.7L (5736cc) OHV V8 (16 Valve) (Chevrolet), 4" Bore (GMC Eng.), 4 Bbl. 1971-1968
(cont.)

QTY	PISTON (cont.)	YEARS	PART NO.	DESCRIPTION
8	Cast Piston - Individual	70-69	WH345DCP Std-20-30-40-60	Perf. or reg. duty operation; Use w/WE-251K ring set; Hypereutectic; w/machined valve reliefs and circlip grooves; Use w/LR-63 lock ring for floated applications; .9275" Pin Dia.; 2 Rings 5/64 Groove, 1 Ring 3/16 Groove, 1.548 CD, Flat, 4 reliefs; Use w/Lock Ring LR-63; DUROSHIELD® skirt coated piston
1	Cast Piston Set w/Prem. Rings	71-69	8KH618CP 30 30-40-60	Hypereutectic; 0.9275" Pin Dia.; 2 Rings 5/64 Groove, 1 Ring 3/16 Groove, 1.560 CD, Domed Head .125 high w/2 valve reliefs. DUROSHIELD® skirt coated piston.
1	Cast Piston Set w/Prem. Rings	71	8KH423ACP 30 + 30-40-60	Hypereutectic; w/machined valve reliefs and circlip grooves; Use w/LR-63 lock ring for floated applications; .9275" Pin Dia.; 2 Rings 5/64 Groove, 1 Ring 3/16 Groove, 1.548 CD, Recessed Head .098" deep x 2.771" dia. w/4 valve reliefs; DUROSHIELD® skirt coated piston; Superseded - When depleted use 8KH423DCP 30
1	Cast Piston Set w/Prem. Rings	71	8KH423DCP 30 30-40-60	Hypereutectic; w/machined valve reliefs and circlip grooves; Use w/LR-63 lock ring for floated applications; .9275" Pin Dia.; 2 Rings 5/64 Groove, 1 Ring 3/16 Groove, Recessed Head .098" deep x 2.771" dia. w/4 valve reliefs; DUROSHIELD® skirt coated piston
8	POWERFORGED	71	L-2403NF Std-20-30-40-60	Powerforged; 0.9275" Pin Dia.; 2 Rings 5/64 Groove, 1 Ring 3/16 Groove, 1.562 CD, Recessed Head .068 deep. DUROSHIELD® skirt coated piston.
8	POWERFORGED	70-69	L-2256F Std-20-30-40-60	Powerforged; 0.9275" Pin Dia.; 2 Rings 5/64 Groove, 1 Ring 3/16 Groove, 1.563 CD, Flat, 4 reliefs; DUROSHIELD® skirt coated piston
8	POWERFORGED Piston-Individual	71	WL-2403NF Std-20-30-40-60	Powerforged; 0.9275" Pin Dia.; 2 Rings 5/64 Groove, 1 Ring 3/16 Groove, 1.562 CD, Recessed Head .068 deep. DUROSHIELD® skirt coated piston.
8	POWERFORGED Piston-Individual	70-69	WL-2256F Std-20-30-40-60	Powerforged; 0.9275" Pin Dia.; 2 Rings 5/64 Groove, 1 Ring 3/16 Groove, 1.563 CD, Flat, 4 reliefs; DUROSHIELD® skirt coated piston
1	POWERFORGED Piston Set w/Rings	71-69	8KL2256F 30 30-40-60	Powerforged; 0.9272" Pin Dia.; 2 Rings 5/64 Groove, 1 Ring 3/16 Groove, 1.563 CD, Flat Head w/4 valve reliefs. DUROSHIELD® skirt coated piston.
8	Pin	71-69	P-2208 Std-3-5-0015	Use w/L-2256F or L-2403NF piston; 0.6200" Inside Dia., 0.9272" Outside Dia.
QTY	RINGS	YEARS	PART NO.	DESCRIPTION
1	Premium Set	71-69	E-251KC Std-20-30-40-60	2-5/64, 1-3/16; Premium Chrome
1	Premium Set	71-69	E-251K Std-10-20-30-40-60	2-5/64, 1-3/16; Premium Moly
1	Premium Set	71-69	R-9903 Std-20-30-60	2-5/64, 1-3/16; Speed-Pro plasma-moly Perf. ring set
1	Standard Set	71-69	E-251X Std-10-20-30-40-60-80	2-5/64, 1-3/16; Iron
8	Premium Single Cylinder Set	71-69	WE-251K Std-30-40-60	2-5/64, 1-3/16; Premium Moly
8	Standard Single Cylinder Set	71-69	WE-251X Std-30-40-60	2-5/64, 1-3/16; Iron
QTY	SLEEVE	YEARS	PART NO.	DESCRIPTION
8	Repair Sleeve	71-69	SL-22Y Std Only	1/8" wall, must be cut to correct length; O.A.L. 10.250"
8	Repair Sleeve	71-69	SL-350M Std Only	3/32" wall, cut to length; Press fit sleeve
8	Repair Sleeve	71-69	SL-22M Std Only	3/32" wall, must be cut to correct length; O.A.L. 10.250"
QTY	ENGINE BEARINGS	YEARS	PART NO.	DESCRIPTION
1	Main Set	71-69	4663M Std-1-2-10-20-30-40-60	.020" O/S length flange brg.
1	Main Set	71-69	6688M 10 10-20-30	A-Series aluminum bearings
1	Main Set	71-69	4663MA Std-1-2-10-20-30-40-60	A-Series aluminum bearings ; .010" O/S length flange brg.
1	Main Set	71-69	7329MA 10 10-20	A-Series aluminum bearings ; w/.020" O/S OD
1	Main Set	71-69	7274MA 10X20 10X20	8-2555CA 60 avail. as unplated & resizeable; Overplated copper-lead alloy
1	Rod Set	71-69	8-2555CP Std-1-10-20-30-40-50	A-Series aluminum bearings
1	Rod Set	71-69	8-2555A Std-1-10-20-30-40-50-60	A-Series aluminum bearings
1	Rod Set	71-69	8-2555A 10X2 10X2-20X2-30X2-40X2	A-Series aluminum bearings ; Use in .002" O/S Rod Bore
1	Rod Set	71-69	8-2555CA 60 60	Unplated & resizeable
1	Rod Set	71-69	8-2555CP 10X2 + 10X2-20X2	Use in .002" O/S Rod Bore; Overplated copper-lead alloy; Superseded - When depleted use 8-2555A 10X2
8	Rod Pair	71-69	2555A Std-1-2-10-20-30-40-50-60	A-Series aluminum bearings
8	Rod Pair	71-69	2555CP Std-1-2-10-20-30-40-50	Overplated copper-lead alloy
8	Rod Pair	71-69	2555CA 60 60	Unplated & resizeable
8	Rod Pair	71-69	2555CP 10X2 + 10X2-20X2	Use in .002" O/S Rod Bore; Superseded - When depleted use 2555A 10X2
1	Cam Set	71-69	1750M Std Only	2.030" housing bore
1	Cam Set	71-69	1235M Std-1-10	Babbitt material; Full round design

(continued on next page)

GMC Truck (Incl. SUV's)

350 5.7L (5736cc) OHV V8 (16 Valve) (Chevrolet), 4" Bore (GMC Eng.), 4 Bbl. 1971-1968 81
(cont.)

	QTY	ENGINE BEARINGS	YEARS	PART NO.	DESCRIPTION
BLOCK	1	Cam Set	71-69	1749M Std Only	Bi-Metal Aluminum
	1	Cam Set	71-69	2100M Std Only	Race Performance
	1	Oil Pump	71-69	224-4146	5/8" inlet
	1	Oil Pump	71-69	224-4143	High Volume, check pan for clearance; 5/8" inlet; Use shaft w/steel guide
	1	Inter. Shaft	71-69	224-6146E	Has steel shaft guide; Eliminates nylon shaft guide
	1	Inter. Shaft	71-69	224-6146	Use w/nylon shaft guide
	1	Oil Pump Shaft Guide	71-69	224-43343	Nylon
	1	Screen Assy.	71-69	224-1246	5/8" inlet tube
	1	Kit Gasket Set	71-68	260-1000	VINTAGE; Head bolts not incl.
	1	Kit Gasket Set	71-68	260-1000AT	VINTAGE; Head bolts not incl.; PermaDryPlus® valve cover & oil pan gskts. incl.; PermaDryPlus® water outlet gskt. incl.
2	Head Bolt Set	71-68	260-2500 Std Only	Replacement recommended	
1	Brass Block Plug Kit	71-69	381-8007		
1	Steel Block Plug Kit	71-69	381-4011		
1	Brass Deep Cup Freeze Plug	71-69	381-9001	VINTAGE; 1.625" Diameter	
1	Steel Deep Cup Freeze Plug	71-69	381-3095	0.500" Diameter	
1	Steel Deep Cup Freeze Plug	71-69	381-3041	1.625" Diameter	
1	Steel Shallow Cup Freeze Plug	71-69	381-2078	2.109" Diameter	

350 5.7L (5736cc) OHV V8 (16 Valve) (Chevrolet), 4" Bore (GMC Eng.), 4 Bbl. LPG 1976-1969 82

	QTY	TIMING	YEARS	PART NO.	DESCRIPTION
VALVE TRAIN	1	3 Piece Set	74-69	KT3-499S	Powdered Metal Crank Sprocket; w/.405" tooth width sprocket; (1) 222-499; (1) 223-390; (1) 223-391
	1	Timing Chain	74-69	222-499	Use w/.405" tooth width sprocket; 46 Links
	1	Crank Sprocket	74-69	223-391	Powdered metal; .405" tooth width sprocket; 18 Teeth
	1	Cam Sprocket	74-69	223-390	.405" tooth width sprocket; 36 Teeth
	1	Cam Sprocket	74-69	223-390N	Nylon; .405" tooth width sprocket; 36 Teeth
	1	Camshaft	76-69	CS-274	Hydraulic, (.050) Duration at .050 Lobe Lift, 203 Exh., 194 Int., 112 Degrees Lobe Separation
	1	Prelube		55-403 Std Only	1.5 oz. packet
	1	Prelube		55-400 Std Only	4 oz. bottle; 1.5 oz. packet No. 55-403 also avail.
	16	Lifter	76-69	HT-817 Std Only	Hyd.
	16	Lifter, Bulk	76-69	HT-817B Std Only	Hyd.; Carton of 128
1	Cam/Lifter Kit	76-69	KC-274	Hyd.; (1) 55-403B; (1) CS-274; (16) HT-817	
1	Cam/Lifter/Timing Kit	74-69	KCT-274	Hyd.; w/.405" tooth width sprocket; (1) 55-403B; (1) CS-274; (16) HT-817; (1) KT3-499S	
16	Push Rod	76-69	RP-3093 Std Only	7.7940" O.A.L.	
16	Push Rod	76-69	RP-3212R Std-100-150-200	Chrome-Moly; 7.7900" O.A.L.	
16	Push Rod, Bulk	76-69	BRP-3093 Std Only	Carton of 100; 7.7940" O.A.L.	
16	Push Rod, Bulk	76-69	BRP-3212R Std-100	Chrome-Moly; Carton of 100; 7.7900" O.A.L.	
16	Arm Assy.	76-69	R-826 Std Only	Incl. arm, ball & nut	
16	Arm Assy., Bulk	76-69	R-826B Std Only	Incl. arm, ball & nut; Carton of 64	
16	Arm	76-69	R-826A Std Only		
16	Rocker Arm Ball	76-69	MR-1783 Std Only		
16	Nut	76-69	MR-1751 Std Only	Self-locking, 3/8" x 24 threads	
16	Stud	76-69	MR-1752 Std Only	.003" O/S; 3/8" x 24 x 2.495"	
16	Stud	76-69	MR-1949 Std Only	.372" x 24 x 2.495"	
8	Exhaust	76-75	V-1988X Std-3-15	1 groove; Chrome plated stem; Stellite face; 1.5000" Head Dia., 0.3718" Stem Dia., 4.9230" O.A.L.	
8	Exhaust	74-69	V-1888X Std Only	1st Design; Chrome plated stem; Stellite face; 1.5000" Head Dia., 0.3412" Stem Dia., 4.9230" O.A.L.	
8	Exhaust	74-69	V-1988X Std-3-15	2nd Design; 1 groove; Chrome plated stem; Stellite face; 1.5000" Head Dia., 0.3718" Stem Dia., 4.9230" O.A.L.	
8	Exhaust, Bulk	76-69	V-1988XB Std-15	1 groove; Chrome plated stem; Stellite face; Carton of 25; 1.5000" Head Dia., 0.3718" Stem Dia., 4.9230" O.A.L.	
8	Intake	76-69	V-1928 Std Only	VINTAGE; Chrome plated stem; 1.7200" Head Dia., 0.3420" Stem Dia., 4.9170" O.A.L.	

(continued on next page)

GMC Truck (Incl. SUV's)

82 350 5.7L (5736cc) OHV V8 (16 Valve) (Chevrolet), 4" Bore (GMC Eng.), 4 Bbl. LPG 1976-1969
(cont.)

QTY	VALVE GUIDE	YEARS	PART NO.	DESCRIPTION
8	Guide	76-69	VG-5046 Std Only	Loc. Exh.; .502" OD; 0.3740" ID, 2.2500" O.A.L
8	Guide	76-69	VG-5038 Std Only	Loc. Int.; 0.3430" ID, 2.1200" O.A.L
8	Guide, Bulk	76-69	VG-5038B Std Only	Loc. Int.; Carton of 50; 0.3430" ID, 2.1200" O.A.L
QTY	VALVE SPRING	YEARS	PART NO.	DESCRIPTION
8	Spring	76-73	VS-727 Std Only	Loc. Exh.; Incl. damper; 1.9100" Free Height
8	Spring	76-69	VS-677 Std Only	Loc. Int.; Incl. damper; 2.0300" Free Height
8	Spring	72-69	VS-677 Std Only	Loc. Exh.; Incl. damper; 2.0300" Free Height
8	Spring, Bulk	76-73	VS-727B Std Only	Loc. Exh.; Incl. damper; Carton of 250; 1.9100" Free Height
8	Spring, Bulk	76-69	VS-677B Std Only	Loc. Int.; Incl. damper; Carton of 250; 2.0300" Free Height
8	Spring, Bulk	72-69	VS-677B Std Only	Loc. Exh.; Incl. damper; Carton of 250; 2.0300" Free Height
QTY	VALVE SEAL	YEARS	PART NO.	DESCRIPTION
8	Valve Stem Seal	76-69	ST-2001 Std Only	Loc. Exh.; Use w/O.E. guide; w/.343" stem dia.; Positive type; Installation requires valve guide machining; (RBBTF) Rubber/PTFE
16	Valve Stem Seal	76-69	ST-2004 Std Only	Use w/O.E. guide; w/.371" stem dia.; Positive type; Installation requires valve guide machining; (RBBTF) Rubber/PTFE
16	Valve Stem Seal	76-69	MV-1903 Std Only	Use w/repair guide; w/.371" stem dia.; Positive type; (RBB) Rubber
8	Valve Stem Seal Bulk	76-69	ST-2001BC Std Only	Loc. Exh.; Use w/O.E. guide; w/.343" stem dia.; Positive type; Installation requires valve guide machining; Carton of 100; (RBBTF) Rubber/PTFE
16	Valve Stem Seal Bulk	76-69	ST-2004BC Std Only	Use w/O.E. guide; w/.371" stem dia.; Positive type; Installation requires valve guide machining; Carton of 100; (RBBTF) Rubber/PTFE
QTY	VALVE, MISC	YEARS	PART NO.	DESCRIPTION
32	Keeper	76-69	VK-115A Std Only	1 groove; Square cut key groove; Carton pack 24
32	Keeper	76-69	VK-115 Std Only	1 groove; Square cut key groove; Carton pack 32
32	Keeper	76-69	VK-115R Std Only	1 groove; Square cut key groove; Hardened
32	Keeper, Bulk	76-69	VK-115B Std Only	1 groove; Square cut key groove; Carton of 1000
16	Spring Insert	76-69	259-203C Std Only	.015"; Carton of 100
16	Spring Insert	76-69	259-203B Std Only	.030"; Carton of 100
16	Spring Insert	76-69	259-203BRS Std Only	.030"; Carton of 500
16	Spring Insert	76-69	259-203A Std Only	.060"; Carton of 100
16	Spring Insert	76-69	259-203ARS Std Only	.060"; Carton of 500
QTY	PISTON	YEARS	PART NO.	DESCRIPTION
8	Cast Piston	76-69	399P 30 30-40	VINTAGE; Cast; .9275" Pin Dia.; 2 Rings 5/64 Groove, 1 Ring 3/16 Groove, 1.560 CD, Flat Head w/2 valve reliefs - 9.0:1 C.R.
8	Cast Piston - Individual	76-69	W399P 30 30-40	VINTAGE; Cast; .9275" Pin Dia.; 2 Rings 5/64 Groove, 1 Ring 3/16 Groove, 1.560 CD, Flat Head w/2 valve reliefs - 9.0:1 C.R.
QTY	RINGS	YEARS	PART NO.	DESCRIPTION
1	Premium Set	76-69	E-251K Std-10-20-30-40-60	2-5/64, 1-3/16; Premium Moly
1	Standard Set	76-69	E-251X Std-10-20-30-40-60-80	2-5/64, 1-3/16; Iron
8	Premium Single Cylinder Set	76-69	WE-251K Std-30-40-60	2-5/64, 1-3/16; Premium Moly
8	Standard Single Cylinder Set	76-69	WE-251X Std-30-40-60	2-5/64, 1-3/16; Iron
QTY	SLEEVE	YEARS	PART NO.	DESCRIPTION
8	Repair Sleeve	76-69	SL-22Y Std Only	1/8" wall, must be cut to correct length; O.A.L. 10.250"
8	Repair Sleeve	76-69	SL-350M Std Only	3/32" wall, cut to length; Press fit sleeve
8	Repair Sleeve	76-69	SL-22M Std Only	3/32" wall, must be cut to correct length; O.A.L. 10.250"
QTY	ENGINE BEARINGS	YEARS	PART NO.	DESCRIPTION
1	Main Set	76-69	4663M Std-1-2-10-20-30-40-60	
1	Main Set	76-69	6688M 10 10-20-30	.020" O/S length flange brg.
1	Main Set	76-69	4663MA Std-1-2-10-20-30-40-60	A-Series aluminum bearings
1	Main Set	76-69	7329MA 10 10-20	A-Series aluminum bearings ; .010" O/S length flange brg.
1	Rod Set	76-69	8-2555CP Std-1-10-20-30-40-50	8-2555CA 60 avail. as unplated & resizeable; Overplated copper-lead alloy
1	Rod Set	76-69	8-2555A Std-1-10-20-30-40-50-60	A-Series aluminum bearings
1	Rod Set	76-69	8-2555A 10X2 10X2-20X2-30X2-40X2	A-Series aluminum bearings ; Use in .002" O/S Rod Bore
1	Rod Set	76-69	8-2555CA 60 60	Unplated & resizeable
1	Rod Set	76-69	8-2555CP 10X2 + 10X2-20X2	Use in .002" O/S Rod Bore; Overplated copper-lead alloy; Superseded - When depleted use 8-2555A 10X2
8	Rod Pair	76-69	2555A Std-1-2-10-20-30-40-50-60	A-Series aluminum bearings
8	Rod Pair	76-69	2555CP Std-1-2-10-20-30-40-50	Overplated copper-lead alloy

(continued on next page)

GMC Truck (Incl. SUV's)

350 5.7L (5736cc) OHV V8 (16 Valve) (Chevrolet), 4" Bore (GMC Eng.), 4 Bbl. LPG 1976-1969 **82**
(cont.)

	ENGINE BEARINGS	YEARS	PART NO.	DESCRIPTION	
BLOCK	QTY (cont.)				
	8	Rod Pair	76-69	2555CA 60 60	Unplated & resizeable
	8	Rod Pair	76-69	2555CP 10X2 + 10X2-20X2	Use in .002" O/S Rod Bore; Superseded - When depleted use 2555A 10X2
	1	Cam Set	76-69	1750M Std Only	2.030" housing bore
	1	Cam Set	76-69	1235M Std-1-10	Babbitt material; Full round design
	1	Cam Set	76-69	1749M Std Only	Bi-Metal Aluminum
	QTY	OIL PUMP	YEARS	PART NO.	DESCRIPTION
	1	Oil Pump	76-69	224-4146	5/8" inlet
	1	Oil Pump	76-69	224-4143	High Volume, check pan for clearance; 5/8" inlet; Use shaft w/steel guide
	1	Inter. Shaft	76-69	224-6146E	Has steel shaft guide; Eliminates nylon shaft guide
1	Inter. Shaft	76-69	224-6146	Use w/nylon shaft guide	
1	Oil Pump Shaft Guide	76-69	224-43343	Nylon	
1	Screen Assy.	76-69	224-1146	VINTAGE; 5/8" inlet	
QTY	GASKETS	YEARS	PART NO.	DESCRIPTION	
1	Kit Gasket Set	76-69	260-1000	VINTAGE; Int. manifold gskts. not incl.; Head bolts not incl.	
1	Kit Gasket Set	76-75	260-1000BT	VINTAGE; Int. manifold gskts. not incl.; Head bolts not incl.; PermaDryPlus® valve cover & oil pan gskts. incl.; PermaDryPlus® water outlet gskt. incl.	
1	Kit Gasket Set	74-69	260-1000AT	VINTAGE; Int. manifold gskts. not incl.; Head bolts not incl.; PermaDryPlus® valve cover & oil pan gskts. incl.; PermaDryPlus® water outlet gskt. incl.	
2	Head Bolt Set	76-69	260-2500 Std Only	Replacement recommended	
QTY	FREEZE PLUGS	YEARS	PART NO.	DESCRIPTION	
1	Brass Block Plug Kit	76-69	381-8007		
1	Steel Block Plug Kit	76-69	381-4011		
1	Brass Deep Cup Freeze Plug	76-69	381-9001	VINTAGE; 1.625" Diameter	
1	Steel Deep Cup Freeze Plug	76-69	381-3095	0.500" Diameter	
1	Steel Deep Cup Freeze Plug	76-69	381-3041	1.625" Diameter	
1	Steel Shallow Cup Freeze Plug	76-69	381-2078	2.109" Diameter	

351 5.8L (5753cc) OHV V6 (12 Valve) (GMC), 4.5625" Bore (GMC Eng.), 2 Bbl. "Eng. Code 351" 1968-1965 **83**

	CAMSHAFT/LIFTER	YEARS	PART NO.	DESCRIPTION	
VALVE TRAIN	QTY				
	12	Lifter	68-65	AT-874 Std Only	VINTAGE; Mech.
	QTY	PUSH ROD	YEARS	PART NO.	DESCRIPTION
	12	Push Rod	68-65	RP-3099 Std Only	VINTAGE; 7.9890" O.A.L.
	QTY	VALVE GUIDE	YEARS	PART NO.	DESCRIPTION
	6	Guide	68-65	VG-5004T Std Only	VINTAGE; Loc. Exh.; 0.4375" ID, 3.1250" O.A.L
	6	Guide	68-65	VG-5036 Std Only	VINTAGE; Loc. Int.; 0.3740" ID, 2.7500" O.A.L
	6	Guide, Bulk	68-65	VG-5036B Std Only	VINTAGE; Loc. Int.; Carton of 100; 0.3740" ID, 2.7500" O.A.L
	QTY	VALVE SEAL	YEARS	PART NO.	DESCRIPTION
	6	Valve Stem Seal	68-66	ST-2002 Std Only	Loc. Int.; Installation requires valve guide machining; (PLY) Polyacrylate
6	Valve Stem Seal	68-66	MV-1233C Std Only	Loc. Int.; O-Ring; (RBB) Rubber	
6	Valve Stem Seal	68-66	ST-2007 Std Only	VINTAGE; Loc. Exh.; Positive type; (RBB) Rubber	
6	Valve Stem Seal Bulk	68-66	MV-1233 Std Only	Loc. Int.; O-Ring; Carton of 100; (RBB) Rubber	
6	Valve Stem Seal Bulk	68-66	ST-2002BC Std Only	Loc. Int.; Positive type; Installation requires valve guide machining; Carton of 100; (PLY) Polyacrylate	
QTY	VALVE, MISC	YEARS	PART NO.	DESCRIPTION	
24	Keeper	68-65	VK-115A Std Only	1 groove; Square cut key groove; Carton pack 24	
24	Keeper	68-65	VK-115 Std Only	1 groove; Square cut key groove; Carton pack 32	
24	Keeper	68-65	VK-115R Std Only	1 groove; Square cut key groove; Hardened	
24	Keeper, Bulk	68-65	VK-115B Std Only	1 groove; Square cut key groove; Carton of 1000	
QTY	PISTON	YEARS	PART NO.	DESCRIPTION	
6	Pin Bushing	68-65	2404Y20	VINTAGE	
QTY	ENGINE BEARINGS	YEARS	PART NO.	DESCRIPTION	
6	Rod Pair	68-65	2400P Std-10-20-30	VINTAGE; Undersize brgs. can be used, but the surface hardness of the crankshaft should be restored after grinding through a suitable heat treatment process	
1	Cam Set	68-65	1198M Std Only	VINTAGE	
QTY	OIL PUMP	YEARS	PART NO.	DESCRIPTION	
1	Oil Pump	68-65	224-41154	VINTAGE; 3/8" dia. mounting holes; Governor spinner not incl., Re-use original if required	
QTY	FREEZE PLUGS	YEARS	PART NO.	DESCRIPTION	
1	Brass Block Plug Kit	68-65	381-8019	VINTAGE	
1	Brass Deep Cup Freeze Plug	68-65	381-9030	1.750" Diameter	

(continued on next page)

GMC Truck (Incl. SUV's)

83 351 5.8L (5753cc) OHV V6 (12 Valve) (GMC), 4.5625" Bore (GMC Eng.), 2 Bbl. "Eng. Code 351" 1968-1965 (cont.)

QTY	FREEZE PLUGS (cont.)	YEARS	PART NO.	DESCRIPTION
1	Steel Deep Cup Freeze Plug	68-65	381-3039	0.938" Diameter
1	Steel Shallow Cup Freeze Plug	68-65	381-2058	1.969" Diameter

84 351 5.8L (5753cc) OHV V6 (12 Valve) (GMC), 4.5625" Bore (GMC Eng.), 2 Bbl. "Eng. Code 351C" 1968-1966

QTY	CAMSHAFT/LIFTER	YEARS	PART NO.	DESCRIPTION
12	Lifter	68-66	AT-874 Std Only	VINTAGE; Mech.
12	PUSH ROD	YEARS	PART NO.	DESCRIPTION
	Push Rod	68-66	RP-3099 Std Only	VINTAGE; 7.9890" O.A.L.
6	VALVE GUIDE	YEARS	PART NO.	DESCRIPTION
	Guide	68-66	VG-5004T Std Only	VINTAGE; Loc. Exh.; 0.4375" ID, 3.1250" O.A.L
6	Guide	68-66	VG-5036 Std Only	VINTAGE; Loc. Int.; 0.3740" ID, 2.7500" O.A.L
6	Guide, Bulk	68-66	VG-5036B Std Only	VINTAGE; Loc. Int.; Carton of 100; 0.3740" ID, 2.7500" O.A.L
6	VALVE SEAL	YEARS	PART NO.	DESCRIPTION
	Valve Stem Seal	68-66	ST-2002 Std Only	Loc. Int.; Installation requires valve guide machining; (PLY) Polyacrylate
6	Valve Stem Seal	68-66	MV-1233C Std Only	Loc. Int.; O-Ring; (RBB) Rubber
6	Valve Stem Seal	68-66	ST-2007 Std Only	VINTAGE; Loc. Exh.; Positive type; (RBB) Rubber
6	Valve Stem Seal Bulk	68-66	MV-1233 Std Only	Loc. Int.; O-Ring; Carton of 100; (RBB) Rubber
6	Valve Stem Seal Bulk	68-66	ST-2002BC Std Only	Loc. Int.; Positive type; Installation requires valve guide machining; Carton of 100; (PLY) Polyacrylate
24	VALVE, MISC	YEARS	PART NO.	DESCRIPTION
	Keeper	68-66	VK-115A Std Only	1 groove; Square cut key groove; Carton pack 24
24	Keeper	68-66	VK-115 Std Only	1 groove; Square cut key groove; Carton pack 32
24	Keeper	68-66	VK-115R Std Only	1 groove; Square cut key groove; Hardened
24	Keeper, Bulk	68-66	VK-115B Std Only	1 groove; Square cut key groove; Carton of 1000
6	PISTON	YEARS	PART NO.	DESCRIPTION
	Pin Bushing	68-66	2404Y20	VINTAGE
6	ENGINE BEARINGS	YEARS	PART NO.	DESCRIPTION
	Rod Pair	68-66	2400P Std-10-20-30	VINTAGE; Undersize brgs. can be used, but the surface hardness of the crankshaft should be restored after grinding through a suitable heat treatment process
1	Cam Set	68-66	1198M Std Only	VINTAGE
1	OIL PUMP	YEARS	PART NO.	DESCRIPTION
	Oil Pump	68-66	224-41154	VINTAGE; 3/8" dia. mounting holes; Governor spinner not incl., Re-use original if required
1	FREEZE PLUGS	YEARS	PART NO.	DESCRIPTION
	Brass Block Plug Kit	68-66	381-8019	VINTAGE
1	Brass Deep Cup Freeze Plug	68-66	381-9030	1.750" Diameter
1	Steel Deep Cup Freeze Plug	68-66	381-3039	0.938" Diameter
1	Steel Shallow Cup Freeze Plug	68-66	381-2058	1.969" Diameter

85 351 5.8L (5753cc) OHV V6 (12 Valve) (GMC), 4.5625" Bore (GMC Eng.), 2 Bbl. "Eng. Code 351E" 1968-1966

QTY	CAMSHAFT/LIFTER	YEARS	PART NO.	DESCRIPTION
12	Lifter	68-66	AT-874 Std Only	VINTAGE; Mech.
12	PUSH ROD	YEARS	PART NO.	DESCRIPTION
	Push Rod	68-66	RP-3099 Std Only	VINTAGE; 7.9890" O.A.L.
6	VALVE GUIDE	YEARS	PART NO.	DESCRIPTION
	Guide	68-66	VG-5004T Std Only	VINTAGE; Loc. Exh.; 0.4375" ID, 3.1250" O.A.L
6	Guide	68-66	VG-5036 Std Only	VINTAGE; Loc. Int.; 0.3740" ID, 2.7500" O.A.L
6	Guide, Bulk	68-66	VG-5036B Std Only	VINTAGE; Loc. Int.; Carton of 100; 0.3740" ID, 2.7500" O.A.L
6	VALVE SEAL	YEARS	PART NO.	DESCRIPTION
	Valve Stem Seal	68-66	ST-2002 Std Only	Loc. Int.; Installation requires valve guide machining; (PLY) Polyacrylate
6	Valve Stem Seal	68-66	MV-1233C Std Only	Loc. Int.; O-Ring; (RBB) Rubber
6	Valve Stem Seal	68-66	ST-2007 Std Only	VINTAGE; Loc. Exh.; Positive type; (RBB) Rubber
6	Valve Stem Seal Bulk	68-66	MV-1233 Std Only	Loc. Int.; O-Ring; Carton of 100; (RBB) Rubber
6	Valve Stem Seal Bulk	68-66	ST-2002BC Std Only	Loc. Int.; Positive type; Installation requires valve guide machining; Carton of 100; (PLY) Polyacrylate
24	VALVE, MISC	YEARS	PART NO.	DESCRIPTION
	Keeper	68-66	VK-115A Std Only	1 groove; Square cut key groove; Carton pack 24
24	Keeper	68-66	VK-115 Std Only	1 groove; Square cut key groove; Carton pack 32
24	Keeper	68-66	VK-115R Std Only	1 groove; Square cut key groove; Hardened
24	Keeper, Bulk	68-66	VK-115B Std Only	1 groove; Square cut key groove; Carton of 1000

(continued on next page)

GMC Truck (Incl. SUV's)

351 5.8L (5753cc) OHV V6 (12 Valve) (GMC), 4.5625" Bore (GMC Eng.), 2 Bbl. "Eng. Code 351E" 1968-1966 **85**
(cont.)

BLOCK	QTY	PISTON	YEARS	PART NO.	DESCRIPTION	BLOCK
	6	Pin Bushing	68-66	2404Y20	VINTAGE	
	6	ENGINE BEARINGS Rod Pair	68-66	2400P Std-10-20-30	VINTAGE; Undersize brgs. can be used, but the surface hardness of the crankshaft should be restored after grinding through a suitable heat treatment process	
	1	Cam Set	68-66	1198M Std Only	VINTAGE	
	1	OIL PUMP Oil Pump	68-66	224-41154	VINTAGE; 3/8" dia. mounting holes; Governor spinner not incl., Re-use original if required	
	1	FREEZE PLUGS Brass Block Plug Kit	68-66	381-8019	VINTAGE	
	1	Brass Deep Cup Freeze Plug	68-66	381-9030	1.750" Diameter	
	1	Steel Deep Cup Freeze Plug	68-66	381-3039	0.938" Diameter	
	1	Steel Shallow Cup Freeze Plug	68-66	381-2058	1.969" Diameter	

351 5.8L (5753cc) OHV V6 (12 Valve) (GMC), 4.5625" Bore (GMC Eng.), 2 Bbl. "Eng. Code 351M" 1968-1966 **86**

VALVE TRAIN	QTY	CAMSHAFT/LIFTER	YEARS	PART NO.	DESCRIPTION	VALVE TRAIN
	12	Lifter	68-66	AT-874 Std Only	VINTAGE; Mech.	
	12	PUSH ROD Push Rod	68-66	RP-3099 Std Only	VINTAGE; 7.9890" O.A.L.	
	6	VALVE GUIDE Guide	68-66	VG-5004T Std Only	VINTAGE; Loc. Exh.; 0.4375" ID, 3.1250" O.A.L	
	6	Guide	68-66	VG-5036 Std Only	VINTAGE; Loc. Int.; 0.3740" ID, 2.7500" O.A.L	
	6	Guide, Bulk	68-66	VG-5036B Std Only	VINTAGE; Loc. Int.; Carton of 100; 0.3740" ID, 2.7500" O.A.L	
	6	VALVE SEAL Valve Stem Seal	68-66	ST-2002 Std Only	Loc. Int.; Installation requires valve guide machining; (PLY) Polyacrylate	
	6	Valve Stem Seal	68-66	MV-1233C Std Only	Loc. Int.; O-Ring; (RBB) Rubber	
	6	Valve Stem Seal	68-66	ST-2007 Std Only	VINTAGE; Loc. Exh.; Positive type; (RBB) Rubber	
	6	Valve Stem Seal Bulk	68-66	MV-1233 Std Only	Loc. Int.; O-Ring; Carton of 100; (RBB) Rubber	
	6	Valve Stem Seal Bulk	68-66	ST-2002BC Std Only	Loc. Int.; Positive type; Installation requires valve guide machining; Carton of 100; (PLY) Polyacrylate	
	24	VALVE, MISC Keeper	68-66	VK-115A Std Only	1 groove; Square cut key groove; Carton pack 24	
	24	Keeper	68-66	VK-115 Std Only	1 groove; Square cut key groove; Carton pack 32	
	24	Keeper	68-66	VK-115R Std Only	1 groove; Square cut key groove; Hardened	
	24	Keeper, Bulk	68-66	VK-115B Std Only	1 groove; Square cut key groove; Carton of 1000	

BLOCK	QTY	PISTON	YEARS	PART NO.	DESCRIPTION	BLOCK
	6	Pin Bushing	68-66	2404Y20	VINTAGE	
	6	ENGINE BEARINGS Rod Pair	68-66	2400P Std-10-20-30	VINTAGE; Undersize brgs. can be used, but the surface hardness of the crankshaft should be restored after grinding through a suitable heat treatment process	
	1	Cam Set	68-66	1198M Std Only	VINTAGE	
	1	OIL PUMP Oil Pump	68-66	224-41154	VINTAGE; 3/8" dia. mounting holes; Governor spinner not incl., Re-use original if required	
	1	FREEZE PLUGS Brass Block Plug Kit	68-66	381-8019	VINTAGE	
	1	Brass Deep Cup Freeze Plug	68-66	381-9030	1.750" Diameter	
	1	Steel Deep Cup Freeze Plug	68-66	381-3039	0.938" Diameter	
	1	Steel Shallow Cup Freeze Plug	68-66	381-2058	1.969" Diameter	

366 6.0L (5999cc) OHV V8 (16 Valve) (Chevrolet), 3.9375" Bore (GMC Eng.), 4 Bbl. 1967-1966 **87**

BLOCK	QTY	GASKETS	YEARS	PART NO.	DESCRIPTION	BLOCK
	1	Kit Gasket Set	67-66	260-1009	VINTAGE; Exh. pipe packing not incl.; LPG int. manifold gskts. not incl.; Premium valve stem seals incl.	
	1	FREEZE PLUGS Brass Block Plug Kit	67-66	381-8009		
	1	Steel Block Plug Kit	67-66	381-4017		
	1	Brass Deep Cup Freeze Plug	67-66	381-9030	1.750" Diameter	
	1	Steel Deep Cup Freeze Plug	67-66	381-3082	1.750" Diameter, 0.593" Height	
	1	Steel Shallow Cup Freeze Plug	67-66	381-2154	2.219" Diameter	

GMC Truck (Incl. SUV's)

88 396 6.5L (6489cc) OHV V8 (16 Valve) (Chevrolet), 4.0938" Bore (GMC Eng.), 4 Bbl. "VIN E" 1969-1968

QTY	TIMING	YEARS	PART NO.	DESCRIPTION
1	3 Piece Set	69-68	KT3-501SA	Incl. silent type chain; (1) 222-501; (1) 223-392; (1) 223-393
1	Timing Chain	69-68	222-501	Silent type; 50 Links
1	Crank Sprocket	69-68	223-393	19 Teeth
1	Cam Sprocket	69-68	223-392	38 Teeth
QTY	CAMSHAFT/LIFTER	YEARS	PART NO.	DESCRIPTION
1	Camshaft	69-68	CS-636	VINTAGE; Hydraulic, (050) Duration at .050 Lobe Lift, 196 Exh., 196 Int., 113 Degrees Lobe Separation
1	Performance Cam	69-68	CS-1004R	Pro-1500 Perf. Cam; Use w/Hyd. lifters; 0.464" Exh. Valve Lift, 0.439" Int. Valve Lift, Hydraulic, (050) Duration at .050 Lobe Lift, 200 Exh., 190 Int., 110 Degrees Lobe Separation
1	Performance Cam	69-68	CS-1088R	Pro-2000 Perf. Cam; Use w/Hyd. lifters; 0.501" Exh. Valve Lift, 0.476" Int. Valve Lift, Hydraulic, (050) Duration at .050 Lobe Lift, 214 Exh., 204 Int., 112 Degrees Lobe Separation
1	Performance Cam	69-68	CS-1015R	Pro-3000 Perf. Cam; Use w/Hyd. lifters; 0.527" Exh. Valve Lift, 0.501" Int. Valve Lift, Hydraulic, (050) Duration at .050 Lobe Lift, 224 Exh., 214 Int., 112 Degrees Lobe Separation
1	Prelube		55-403 Std Only	1.5 oz. packet
1	Prelube		55-400 Std Only	4 oz. bottle; 1.5 oz. packet No. 55-403 also avail.
16	Lifter	69-68	HT-817 Std Only	Hyd.
16	Lifter, Bulk	69-68	HT-817B Std Only	Hyd.; Carton of 128
QTY	CAM KIT	YEARS	PART NO.	DESCRIPTION
1	Cam/Lifter Kit	69-68	KC-1004R	Hyd.; Pro-1500 Perf. Cam; Duration at .050", 190 Int., 202 Exh.; Valve lift .454" Int., .480" Exh.; Lobe Separation 110 Degrees; (1) 55-403B; (1) CS-1004R; (16) HT-817
1	Cam/Lifter Kit	69-68	KC-1088R	Hyd.; Pro-2000 Perf. Cam; Duration at .050", 204 Int., 214 Exh.; Valve lift .476" Int., .501" Exh.; Lobe Separation 112 Degrees; (1) 55-403B; (1) CS-1088R; (16) HT-817
1	Cam/Lifter Kit	69-68	KC-1015R	Hyd.; Pro-3000 Perf. Cam; Duration at .050", 214 Int., 224 Exh.; Valve lift .501" Int., .527" Exh.; Lobe Separation 112 Degrees; (1) 55-403B; (1) CS-1015R; (16) HT-817
1	Cam/Lifter/Timing Kit	69-68	KCT-1004R	Hyd.; Pro-1500 Perf. Cam; Duration at .050", 190 Int., 202 Exh.; Valve lift .454" Int., .480" Exh.; Lobe Separation 110 Degrees; (1) 55-403B; (1) CS-1004R; (1) CTS-1110NR; (16) HT-817
1	Cam/Lifter/Timing Kit	69-68	KCT-1088R	Hyd.; Pro-2000 Perf. Cam; Duration at .050", 204 Int., 214 Exh.; Valve lift .476" Int., .501" Exh.; Lobe Separation 112 Degrees; (1) 55-403B; (1) CS-1088R; (1) CTS-1110NR; (16) HT-817
1	Cam/Lifter/Timing Kit	69-68	KCT-1015R	Hyd.; Pro-3000 Perf. Cam; Duration at .050", 214 Int., 224 Exh.; Valve lift .501" Int., .527" Exh.; Lobe Separation 112 Degrees; (1) 55-403B; (1) CS-1015R; (1) CTS-1110NR; (16) HT-817
QTY	PUSH ROD	YEARS	PART NO.	DESCRIPTION
8	Push Rod	69-68	RP-3181 Std Only	Loc. Exh.; .3125" dia.; 9.2520" O.A.L.
8	Push Rod	69-68	RP-3182 Std Only	Loc. Int.; .3125" dia.; 8.2800" O.A.L.
8	Push Rod, Bulk	69-68	BRP-3181 Std Only	Loc. Exh.; .3125" dia.; Carton of 100; 9.2520" O.A.L.
8	Push Rod, Bulk	69-68	BRP-3182 Std Only	Loc. Int.; .3125" dia.; Carton of 100; 8.2800" O.A.L.
QTY	ROCKER PARTS	YEARS	PART NO.	DESCRIPTION
16	Arm Assy.	69-68	R-851 Std Only	Incl. arm, ball & nut
16	Arm Assy., Bulk	69-68	R-851B Std Only	Incl. arm, ball & nut; Carton of 64
16	Arm	69-68	R-851A Std Only	
16	Rocker Arm Ball	69-68	MR-1815 Std Only	
16	Nut	69-68	MR-1813 Std Only	7/16" thread
16	Stud	69-68	MR-1910RS Std Only	7/16" thread, 1.955" length, .710" depth
QTY	VALVE	YEARS	PART NO.	DESCRIPTION
8	Exhaust	69-68	V-1911 Std-3-15	VINTAGE; Chrome plated stem; 1.7200" Head Dia., 0.3718" Stem Dia., 5.3550" O.A.L.
8	Exhaust, Bulk	69-68	V-1911B Std-15	VINTAGE; Chrome plated stem; Carton of 25; 1.7200" Head Dia., 0.3718" Stem Dia., 5.3550" O.A.L.
8	Intake	69-68	V-1912 Std-3-15	Chrome plated stem; 2.0650" Head Dia., 0.3720" Stem Dia., 5.2300" O.A.L.
8	Intake, Bulk	69-68	V-1912B Std Only	Chrome plated stem; Carton of 25; 2.0650" Head Dia., 0.3720" Stem Dia., 5.2300" O.A.L.
QTY	VALVE GUIDE	YEARS	PART NO.	DESCRIPTION
8	Guide	69-68	VG-688 Std Only	Loc. Exh.; 0.3740" ID, 2.6300" O.A.L
8	Guide	69-68	VG-689 Std Only	Loc. Int.; 0.3735" ID, 2.4200" O.A.L
8	Guide, Bulk	69-68	VG-689B Std Only	Loc. Int.; Carton of 50; 0.3735" ID, 2.4200" O.A.L

VALVE TRAIN

VALVE TRAIN

(continued on next page)

GMC Truck (Incl. SUV's)

396 6.5L (6489cc) OHV V8 (16 Valve) (Chevrolet), 4.0938" Bore (GMC Eng.), 4 Bbl. "VIN E" 1969-1968 **88**
(cont.)

VALVE TRAIN	QTY	VALVE SPRING	YEARS	PART NO.	DESCRIPTION	VALVE TRAIN
	16	Spring	69-68	VS-657 Std Only	VINTAGE; Single spring; Incl. damper; 2.1100" Free Height	
	16	Valve Stem Seal	69-68	MV-1769C Std Only	Umbrella type; (PLY) Polyacrylate	
	16	Valve Stem Seal	69-68	MV-1912 Std Only	Umbrella type; Premium Material; (VTN) Viton®	
	16	Valve Stem Seal Bulk	69-68	MV-1769 Std Only	Umbrella type; Carton of 100; (PLY) Polyacrylate	
	8	Seat	69-68	245-1812-4 Std Only	Loc. Exh.; 1.8175" OD, 1.5625" ID, 0.2160" Depth	
	8	Seat	69-68	245-1812-4N Std Only	Loc. Exh.; Premium Material; 1.8175" OD, 1.5625" ID, 0.2160" Depth	
	8	Seat	69-68	245-2250-1 Std Only	Loc. Int.; Machine ID to fit; 2.2555" OD, 1.9375" ID, 0.1855" Depth	
	32	Keeper	69-68	VK-138A Std Only	1 groove; Square cut key groove; Carton pack 24	
	32	Keeper	69-68	VK-138 Std Only	1 groove; Square cut key groove; Carton pack 32	
	32	Keeper	69-68	VK-138R Std Only	1 groove; Square cut key groove; Hardened	
	32	Keeper, Bulk	69-68	VK-138B Std Only	1 groove; Square cut key groove; Carton of 1000	
	16	Spring Insert	69-68	259-404A Std Only	VINTAGE; .060"; Carton of 50	
	8	Cast Piston	69-68	460P Std-30-40-60	VINTAGE; Cast; .9894" Pin Dia.; 2 Rings 5/64 Groove, 1 Ring 3/16 Groove, 1.730 plus .200 step CD, Step Head - 9.6:1 C.R.; Fits both L.H. & R.H. banks	
	8	Cast Piston - Individual	69-68	W460P Std-30-40-60	VINTAGE; Use w/WE-232K or WE-232X ring set; Cast; .9894" Pin Dia.; 2 Rings 5/64 Groove, 1 Ring 3/16 Groove, 1.730 plus .200 step CD, Step Head - 9.6:1 C.R.; Fits both L.H. & R.H. banks	
	8	POWERFORGED	69	L-2240NF Std-30-40-60	1st Design; Powerforged; 0.9897" Pin Dia.; 2 Rings 5/64 Groove, 1 Ring 3/16 Groove, 1.760 CD, .182 dome; DUROSHIELD® skirt coated piston	
	8	POWERFORGED	68	L-2240NF Std-30-40-60	Powerforged; 0.9897" Pin Dia.; 2 Rings 5/64 Groove, 1 Ring 3/16 Groove, 1.760 CD, .182 dome; DUROSHIELD® skirt coated piston	
	8	POWERFORGED Piston-Individual	69	WL-2240NF Std-30-40-60	1st Design; Powerforged; 0.9897" Pin Dia.; 2 Rings 5/64 Groove, 1 Ring 3/16 Groove, 1.760 CD, .182 dome; DUROSHIELD® skirt coated piston	
	8	POWERFORGED Piston-Individual	68	WL-2240NF Std-30-40-60	Powerforged; 0.9897" Pin Dia.; 2 Rings 5/64 Groove, 1 Ring 3/16 Groove, 1.760 CD, .182 dome; DUROSHIELD® skirt coated piston	
	1	POWERFORGED Piston Set w/Rings	69	8KL2240NF 30 30-60	1st Design; Powerforged	
	1	POWERFORGED Piston Set w/Rings	68	8KL2240NF 30 30-60	Powerforged	
	1	Premium Set	69-68	E-232K Std-30-40-60	VINTAGE; 2-5/64, 1-3/16; Premium Moly	
	1	Standard Set	69-68	E-232X 30 30-40-60	VINTAGE; 2-5/64, 1-3/16; Iron	
	1	Main Set	69-68	4400MA Std-1-2-10-20-30-40	A-Series aluminum bearings	
	1	Main Set	69-68	7133MA 10 10-20-30-40	A-Series aluminum bearings ; w/.010" O/S length flange brg.	
	1	Main Set	69-68	7122MA 10 10-20-30	A-Series aluminum bearings ; w/.020" O/S length flange brg.	
	1	Rod Set	69-68	8-3190A Std-1-10-20-30-40-60	A-Series aluminum bearings	
	8	Rod Pair	69-68	3190A Std-1-10-20-30-40-50	A-Series aluminum bearings	
	1	Cam Set	69-68	1404M Std Only	Babbitt material; Full round design	
	1	Oil Pump	69-68	224-4154		
	1	Oil Pump	69-68	224-4153	High Volume; Check for clearance; Use shaft w/steel guide	
	1	Inter. Shaft	69-68	224-6154A	Shaft w/slotted end, 6.52" O.A.L.; Use w/nylon guide	
	1	Inter. Shaft	69-68	224-6154	Shaft w/slotted end, 6.82" O.A.L.; Has integral steel guide	
	1	Screen Assy.	69-68	224-43620	Use with 8" pan	
	1	Kit Gasket Set	69-68	260-1009T	VINTAGE; Exh. pipe packing not incl.; LPG int. manifold gskts. not incl.; PermaDryPlus® oil pan gskt. incl.; PermaDryPlus® water outlet gskt. incl.; Premium valve stem seals incl.	
	1	Kit Gasket Set	69-68	260-1009	VINTAGE; Exh. pipe packing not incl.; LPG int. manifold gskts. not incl.; Premium valve stem seals incl.	
	1	Brass Block Plug Kit	69-68	381-8009		
	1	Steel Block Plug Kit	69-68	381-4017		
	1	Brass Deep Cup Freeze Plug	69-68	381-9030	1.750" Diameter	
	1	Steel Deep Cup Freeze Plug	69-68	381-3082	1.750" Diameter, 0.593" Height	

(continued on next page)

GMC Truck (Incl. SUV's)

88 396 6.5L (6489cc) OHV V8 (16 Valve) (Chevrolet), 4.0938" Bore (GMC Eng.), 4 Bbl. "VIN E" 1969-1968
(cont.)

QTY	FREEZE PLUGS (cont.)	YEARS	PART NO.	DESCRIPTION
1	Steel Shallow Cup Freeze Plug	69-68	381-2154	2.219" Diameter

89 396 6.5L (6489cc) OHV V8 (16 Valve) (Chevrolet), 4.0938" Bore (GMC Eng.), 4 Bbl. "VIN Y" 1969-1968

QTY	TIMING	YEARS	PART NO.	DESCRIPTION
1	3 Piece Set	69-68	KT3-501SA	Incl. silent type chain; (1) 222-501; (1) 223-392; (1) 223-393
1	Timing Chain	69-68	222-501	Silent type; 50 Links
1	Crank Sprocket	69-68	223-393	19 Teeth
1	Cam Sprocket	69-68	223-392	38 Teeth
QTY	CAMSHAFT/LIFTER	YEARS	PART NO.	DESCRIPTION
1	Camshaft	69-68	CS-636	VINTAGE; Hydraulic, (050) Duration at .050 Lobe Lift, 196 Exh., 196 Int., 113 Degrees Lobe Separation
1	Performance Cam	69-68	CS-1004R	Pro-1500 Perf. Cam; Use w/Hyd. lifters; 0.464" Exh. Valve Lift, 0.439" Int. Valve Lift, Hydraulic, (050) Duration at .050 Lobe Lift, 200 Exh., 190 Int., 110 Degrees Lobe Separation
1	Performance Cam	69-68	CS-1088R	Pro-2000 Perf. Cam; Use w/Hyd. lifters; 0.501" Exh. Valve Lift, 0.476" Int. Valve Lift, Hydraulic, (050) Duration at .050 Lobe Lift, 214 Exh., 204 Int., 112 Degrees Lobe Separation
1	Performance Cam	69-68	CS-1015R	Pro-3000 Perf. Cam; Use w/Hyd. lifters; 0.527" Exh. Valve Lift, 0.501" Int. Valve Lift, Hydraulic, (050) Duration at .050 Lobe Lift, 224 Exh., 214 Int., 112 Degrees Lobe Separation
1	Prelube		55-403 Std Only	1.5 oz. packet
1	Prelube		55-400 Std Only	4 oz. bottle; 1.5 oz. packet No. 55-403 also avail.
16	Lifter	69-68	HT-817 Std Only	Hyd.
16	Lifter, Bulk	69-68	HT-817B Std Only	Hyd.; Carton of 128
QTY	CAM KIT	YEARS	PART NO.	DESCRIPTION
1	Cam/Lifter Kit	69-68	KC-1004R	Hyd.; Pro-1500 Perf. Cam; Duration at .050", 190 Int., 202 Exh.; Valve lift .454" Int., .480" Exh.; Lobe Separation 110 Degrees; (1) 55-403B; (1) CS-1004R; (16) HT-817
1	Cam/Lifter Kit	69-68	KC-1088R	Hyd.; Pro-2000 Perf. Cam; Duration at .050", 204 Int., 214 Exh.; Valve lift .476" Int., .501" Exh.; Lobe Separation 112 Degrees; (1) 55-403B; (1) CS-1088R; (16) HT-817
1	Cam/Lifter Kit	69-68	KC-1015R	Hyd.; Pro-3000 Perf. Cam; Duration at .050", 214 Int., 224 Exh.; Valve lift .501" Int., .527" Exh.; Lobe Separation 112 Degrees; (1) 55-403B; (1) CS-1015R; (16) HT-817
1	Cam/Lifter/Timing Kit	69-68	KCT-1004R	Hyd.; Pro-1500 Perf. Cam; Duration at .050", 190 Int., 202 Exh.; Valve lift .454" Int., .480" Exh.; Lobe Separation 110 Degrees; (1) 55-403B; (1) CS-1004R; (1) CTS-1110NR; (16) HT-817
1	Cam/Lifter/Timing Kit	69-68	KCT-1088R	Hyd.; Pro-2000 Perf. Cam; Duration at .050", 204 Int., 214 Exh.; Valve lift .476" Int., .501" Exh.; Lobe Separation 112 Degrees; (1) 55-403B; (1) CS-1088R; (1) CTS-1110NR; (16) HT-817
1	Cam/Lifter/Timing Kit	69-68	KCT-1015R	Hyd.; Pro-3000 Perf. Cam; Duration at .050", 214 Int., 224 Exh.; Valve lift .501" Int., .527" Exh.; Lobe Separation 112 Degrees; (1) 55-403B; (1) CS-1015R; (1) CTS-1110NR; (16) HT-817
QTY	PUSH ROD	YEARS	PART NO.	DESCRIPTION
8	Push Rod	69-68	RP-3181 Std Only	Loc. Exh.; .3125" dia.; 9.2520" O.A.L.
8	Push Rod	69-68	RP-3182 Std Only	Loc. Int.; .3125" dia.; 8.2800" O.A.L.
8	Push Rod, Bulk	69-68	BRP-3181 Std Only	Loc. Exh.; .3125" dia.; Carton of 100; 9.2520" O.A.L.
8	Push Rod, Bulk	69-68	BRP-3182 Std Only	Loc. Int.; .3125" dia.; Carton of 100; 8.2800" O.A.L.
QTY	ROCKER PARTS	YEARS	PART NO.	DESCRIPTION
16	Arm Assy.	69-68	R-851 Std Only	Incl. arm, ball & nut
16	Arm Assy., Bulk	69-68	R-851B Std Only	Incl. arm, ball & nut; Carton of 64
16	Arm	69-68	R-851A Std Only	
16	Rocker Arm Ball	69-68	MR-1815 Std Only	
16	Nut	69-68	MR-1813 Std Only	7/16" thread
16	Stud	69-68	MR-1910RS Std Only	7/16" thread, 1.955" length, .710" depth
QTY	VALVE	YEARS	PART NO.	DESCRIPTION
8	Exhaust	69-68	V-1911 Std-3-15	VINTAGE; Chrome plated stem; 1.7200" Head Dia., 0.3718" Stem Dia., 5.3550" O.A.L.
8	Exhaust, Bulk	69-68	V-1911B Std-15	VINTAGE; Chrome plated stem; Carton of 25; 1.7200" Head Dia., 0.3718" Stem Dia., 5.3550" O.A.L.
8	Intake	69-68	V-1912 Std-3-15	Chrome plated stem; 2.0650" Head Dia., 0.3720" Stem Dia., 5.2300" O.A.L.
8	Intake, Bulk	69-68	V-1912B Std Only	Chrome plated stem; Carton of 25; 2.0650" Head Dia., 0.3720" Stem Dia., 5.2300" O.A.L.

VALVE TRAIN

VALVE TRAIN

(continued on next page)

GMC Truck (Incl. SUV's)

396 6.5L (6489cc) OHV V8 (16 Valve) (Chevrolet), 4.0938" Bore (GMC Eng.), 4 Bbl. "VIN Y" 1969-1968 **89**
(cont.)

QTY	VALVE GUIDE	YEARS	PART NO.	DESCRIPTION						
VALVE TRAIN	8	Guide	69-68	VG-688 Std Only	Loc. Exh.; 0.3740" ID, 2.6300" O.A.L					
	8	Guide	69-68	VG-689 Std Only	Loc. Int.; 0.3735" ID, 2.4200" O.A.L					
	8	Guide, Bulk	69-68	VG-689B Std Only	Loc. Int.; Carton of 50; 0.3735" ID, 2.4200" O.A.L					
	QTY	VALVE SPRING	YEARS	PART NO.	DESCRIPTION					
	16	Spring	69-68	VS-657 Std Only	VINTAGE; Single spring; Incl. damper; 2.1100" Free Height					
	16	Valve Stem Seal	69-68	MV-1769C Std Only	Umbrella type; (PLY) Polyacrylate					
						16	Valve Stem Seal	69-68	MV-1912 Std Only	Umbrella type; Premium Material; (VTN) Viton®
	QTY	VALVE SEAT	YEARS	PART NO.	DESCRIPTION					
8	Seat	69-68	245-1812-4 Std Only	Loc. Exh.; 1.8175" OD, 1.5625" ID, 0.2160" Depth						
8	Seat	69-68	245-1812-4N Std Only	Loc. Exh.; Premium Material; 1.8175" OD, 1.5625" ID, 0.2160" Depth						
8	Seat	69-68	245-2250-1 Std Only	Loc. Int.; Machine ID to fit; 2.2555" OD, 1.9375" ID, 0.1855" Depth						
QTY	VALVE, MISC	YEARS	PART NO.	DESCRIPTION						
32	Keeper	69-68	VK-138A Std Only	1 groove; Square cut key groove; Carton pack 24						
32	Keeper	69-68	VK-138 Std Only	1 groove; Square cut key groove; Carton pack 32						
32	Keeper	69-68	VK-138R Std Only	1 groove; Square cut key groove; Hardened						
32	Keeper, Bulk	69-68	VK-138B Std Only	1 groove; Square cut key groove; Carton of 1000						
16	Spring Insert	69-68	259-404A Std Only	VINTAGE; .060"; Carton of 50						
BLOCK	QTY	PISTON	YEARS	PART NO.	DESCRIPTION					
	8	Cast Piston	69-68	460P Std-30-40-60	VINTAGE; Cast; .9894" Pin Dia.; 2 Rings 5/64 Groove, 1 Ring 3/16 Groove, 1.730 plus .200 step CD, Step Head - 9.6:1 C.R.; Fits both L.H. & R.H. banks					
	8	Cast Piston - Individual	69-68	W460P Std-30-40-60	VINTAGE; Use w/WE-232K or WE-232X ring set; Cast; .9894" Pin Dia.; 2 Rings 5/64 Groove, 1 Ring 3/16 Groove, 1.730 plus .200 step CD, Step Head - 9.6:1 C.R.; Fits both L.H. & R.H. banks					
	8	POWERFORGED	69	L-2240NF Std-30-40-60	1st Design; Powerforged; 0.9897" Pin Dia.; 2 Rings 5/64 Groove, 1 Ring 3/16 Groove, 1.760 CD, .182 dome; DUROSHIELD® skirt coated piston					
	8	POWERFORGED	68	L-2240NF Std-30-40-60	Powerforged; 0.9897" Pin Dia.; 2 Rings 5/64 Groove, 1 Ring 3/16 Groove, 1.760 CD, .182 dome; DUROSHIELD® skirt coated piston					
	8	POWERFORGED Piston-Individual	69	WL-2240NF Std-30-40-60	1st Design; Powerforged; 0.9897" Pin Dia.; 2 Rings 5/64 Groove, 1 Ring 3/16 Groove, 1.760 CD, .182 dome; DUROSHIELD® skirt coated piston					
	8	POWERFORGED Piston-Individual	68	WL-2240NF Std-30-40-60	Powerforged; 0.9897" Pin Dia.; 2 Rings 5/64 Groove, 1 Ring 3/16 Groove, 1.760 CD, .182 dome; DUROSHIELD® skirt coated piston					
	1	POWERFORGED Piston Set w/Rings	69	8KL2240NF 30 30-60	1st Design; Powerforged					
	1	POWERFORGED Piston Set w/Rings	68	8KL2240NF 30 30-60	Powerforged					
	QTY	RINGS	YEARS	PART NO.	DESCRIPTION					
	1	Premium Set	69-68	E-232K Std-30-40-60	VINTAGE; 2-5/64, 1-3/16; Premium Moly					
	1	Standard Set	69-68	E-232X 30 30-40-60	VINTAGE; 2-5/64, 1-3/16; Iron					
	QTY	ENGINE BEARINGS	YEARS	PART NO.	DESCRIPTION					
1	Main Set	69-68	4400MA Std-1-2-10-20-30-40	A-Series aluminum bearings						
1	Main Set	69-68	7133MA 10 10-20-30-40	A-Series aluminum bearings; w/.010" O/S length flange brg.						
1	Main Set	69-68	7122MA 10 10-20-30	A-Series aluminum bearings; w/.020" O/S length flange brg.						
1	Rod Set	69-68	8-3190A Std-1-10-20-30-40-60	A-Series aluminum bearings						
8	Rod Pair	69-68	3190A Std-1-10-20-30-40-50	A-Series aluminum bearings						
1	Cam Set	69-68	1404M Std Only	Babbitt material; Full round design						
QTY	OIL PUMP	YEARS	PART NO.	DESCRIPTION						
1	Oil Pump	69-68	224-4154	High Volume; Check for clearance; Use shaft w/steel guide Shaft w/slotted end, 6.52" O.A.L.; Use w/nylon guide Shaft w/slotted end, 6.82" O.A.L.; Has integral steel guide Use with 8" pan						
1	Oil Pump	69-68	224-4153							
1	Inter. Shaft	69-68	224-6154A							
1	Inter. Shaft	69-68	224-6154							
1	Screen Assy.	69-68	224-43620							
QTY	GASKETS	YEARS	PART NO.	DESCRIPTION						
1	Kit Gasket Set	69-68	260-1009T	VINTAGE; Exh. pipe packing not incl.; LPG int. manifold gskts. not incl.; PermaDryPlus® oil pan gskt. incl.; PermaDryPlus® water outlet gskt. incl.; Premium valve stem seals incl.						
1	Kit Gasket Set	69-68	260-1009	VINTAGE; Exh. pipe packing not incl.; LPG int. manifold gskts. not incl.; Premium valve stem seals incl.						

(continued on next page)

GMC Truck (Incl. SUV's)

89 396 6.5L (6489cc) OHV V8 (16 Valve) (Chevrolet), 4.0938" Bore (GMC Eng.), 4 Bbl. "VIN Y" 1969-1968
(cont.)

QTY	FREEZE PLUGS	YEARS	PART NO.	DESCRIPTION
1	Brass Block Plug Kit	69-68	381-8009	
1	Steel Block Plug Kit	69-68	381-4017	
1	Brass Deep Cup Freeze Plug	69-68	381-9030	1.750" Diameter
1	Steel Deep Cup Freeze Plug	69-68	381-3082	1.750" Diameter, 0.593" Height
1	Steel Shallow Cup Freeze Plug	69-68	381-2154	2.219" Diameter

90 396 6.5L (6489cc) OHV V8 (16 Valve) (Chevrolet), 4.0938" Bore (GMC Eng.), 2 Bbl. 1969-1968

QTY	TIMING	YEARS	PART NO.	DESCRIPTION
1	3 Piece Set	69-68	KT3-501SA	Incl. silent type chain; (1) 222-501; (1) 223-392; (1) 223-393
1	Timing Chain	69-68	222-501	Silent type; 50 Links
1	Crank Sprocket	69-68	223-393	19 Teeth
1	Cam Sprocket	69-68	223-392	38 Teeth

QTY	CAMSHAFT/LIFTER	YEARS	PART NO.	DESCRIPTION
1	Camshaft	69-68	CS-636	VINTAGE; Hydraulic, (050) Duration at .050 Lobe Lift, 196 Exh., 196 Int., 113 Degrees Lobe Separation
1	Performance Cam	69-68	CS-1004R	Pro-1500 Perf. Cam; Use w/Hyd. lifters; 0.464" Exh. Valve Lift, 0.439" Int. Valve Lift, Hydraulic, (050) Duration at .050 Lobe Lift, 200 Exh., 190 Int., 110 Degrees Lobe Separation
1	Performance Cam	69-68	CS-1088R	Pro-2000 Perf. Cam; Use w/Hyd. lifters; 0.501" Exh. Valve Lift, 0.476" Int. Valve Lift, Hydraulic, (050) Duration at .050 Lobe Lift, 214 Exh., 204 Int., 112 Degrees Lobe Separation
1	Performance Cam	69-68	CS-1015R	Pro-3000 Perf. Cam; Use w/Hyd. lifters; 0.527" Exh. Valve Lift, 0.501" Int. Valve Lift, Hydraulic, (050) Duration at .050 Lobe Lift, 224 Exh., 214 Int., 112 Degrees Lobe Separation
1	Prelube		55-403 Std Only	1.5 oz. packet
1	Prelube		55-400 Std Only	4 oz. bottle; 1.5 oz. packet No. 55-403 also avail.
16	Lifter	69-68	HT-817 Std Only	Hyd.
16	Lifter, Bulk	69-68	HT-817B Std Only	Hyd.; Carton of 128

QTY	CAM KIT	YEARS	PART NO.	DESCRIPTION
1	Cam/Lifter Kit	69-68	KC-1004R	Hyd.; Pro-1500 Perf. Cam; Duration at .050", 190 Int., 202 Exh.; Valve lift .454" Int., .480" Exh.; Lobe Separation 110 Degrees; (1) 55-403B; (1) CS-1004R; (16) HT-817
1	Cam/Lifter Kit	69-68	KC-1088R	Hyd.; Pro-2000 Perf. Cam; Duration at .050", 204 Int., 214 Exh.; Valve lift .476" Int., .501" Exh.; Lobe Separation 112 Degrees; (1) 55-403B; (1) CS-1088R; (16) HT-817
1	Cam/Lifter Kit	69-68	KC-1015R	Hyd.; Pro-3000 Perf. Cam; Duration at .050", 214 Int., 224 Exh.; Valve lift .501" Int., .527" Exh.; Lobe Separation 112 Degrees; (1) 55-403B; (1) CS-1015R; (16) HT-817
1	Cam/Lifter/Timing Kit	69-68	KCT-1004R	Hyd.; Pro-1500 Perf. Cam; Duration at .050", 190 Int., 202 Exh.; Valve lift .454" Int., .480" Exh.; Lobe Separation 110 Degrees; (1) 55-403B; (1) CS-1004R; (1) CTS-1110NR; (16) HT-817
1	Cam/Lifter/Timing Kit	69-68	KCT-1088R	Hyd.; Pro-2000 Perf. Cam; Duration at .050", 204 Int., 214 Exh.; Valve lift .476" Int., .501" Exh.; Lobe Separation 112 Degrees; (1) 55-403B; (1) CS-1088R; (1) CTS-1110NR; (16) HT-817
1	Cam/Lifter/Timing Kit	69-68	KCT-1015R	Hyd.; Pro-3000 Perf. Cam; Duration at .050", 214 Int., 224 Exh.; Valve lift .501" Int., .527" Exh.; Lobe Separation 112 Degrees; (1) 55-403B; (1) CS-1015R; (1) CTS-1110NR; (16) HT-817

QTY	PUSH ROD	YEARS	PART NO.	DESCRIPTION
8	Push Rod	69-68	RP-3181 Std Only	Loc. Exh.; .3125" dia.; 9.2520" O.A.L.
8	Push Rod	69-68	RP-3182 Std Only	Loc. Int.; .3125" dia.; 8.2800" O.A.L.
8	Push Rod, Bulk	69-68	BRP-3181 Std Only	Loc. Exh.; .3125" dia.; Carton of 100; 9.2520" O.A.L.
8	Push Rod, Bulk	69-68	BRP-3182 Std Only	Loc. Int.; .3125" dia.; Carton of 100; 8.2800" O.A.L.

QTY	ROCKER PARTS	YEARS	PART NO.	DESCRIPTION
16	Arm Assy.	69-68	R-851 Std Only	Incl. arm, ball & nut
16	Arm Assy., Bulk	69-68	R-851B Std Only	Incl. arm, ball & nut; Carton of 64
16	Arm	69-68	R-851A Std Only	
16	Rocker Arm Ball	69-68	MR-1815 Std Only	
16	Nut	69-68	MR-1813 Std Only	7/16" thread
16	Stud	69-68	MR-1910RS Std Only	7/16" thread, 1.955" length, .710" depth

QTY	VALVE	YEARS	PART NO.	DESCRIPTION
8	Exhaust	69-68	V-1911 Std-3-15	VINTAGE; Chrome plated stem; 1.7200" Head Dia., 0.3718" Stem Dia., 5.3550" O.A.L.
8	Exhaust, Bulk	69-68	V-1911B Std-15	VINTAGE; Chrome plated stem; Carton of 25; 1.7200" Head Dia., 0.3718" Stem Dia., 5.3550" O.A.L.

(continued on next page)

VALVE TRAIN

VALVE TRAIN

GMC Truck (Incl. SUV's)

**396 6.5L (6489cc) OHV V8 (16 Valve) (Chevrolet), 4.0938" Bore (GMC Eng.), 2 Bbl. 1969-1968 90
(cont.)**

QTY	VALVE (cont.)	YEARS	PART NO.	DESCRIPTION
8	Intake	69-68	V-1912 Std-3-15	Chrome plated stem; 2.0650" Head Dia., 0.3720" Stem Dia., 5.2300" O.A.L.
8	Intake, Bulk	69-68	V-1912B Std Only	Chrome plated stem; Carton of 25; 2.0650" Head Dia., 0.3720" Stem Dia., 5.2300" O.A.L.
QTY	VALVE GUIDE	YEARS	PART NO.	DESCRIPTION
8	Guide	69-68	VG-688 Std Only	Loc. Exh.; 0.3740" ID, 2.6300" O.A.L
8	Guide	69-68	VG-689 Std Only	Loc. Int.; 0.3735" ID, 2.4200" O.A.L
8	Guide, Bulk	69-68	VG-689B Std Only	Loc. Int.; Carton of 50; 0.3735" ID, 2.4200" O.A.L
QTY	VALVE SPRING	YEARS	PART NO.	DESCRIPTION
16	Spring	69-68	VS-657 Std Only	VINTAGE; Single spring; Incl. damper; 2.1100" Free Height
QTY	VALVE SEAL	YEARS	PART NO.	DESCRIPTION
16	Valve Stem Seal	69-68	MV-1769C Std Only	Umbrella type; (PLY) Polyacrylate
16	Valve Stem Seal	69-68	MV-1912 Std Only	Umbrella type; Premium Material; (VTN) Viton®
16	Valve Stem Seal Bulk	69-68	MV-1769 Std Only	Umbrella type; Carton of 100; (PLY) Polyacrylate
QTY	VALVE SEAT	YEARS	PART NO.	DESCRIPTION
8	Seat	69-68	245-1812-4 Std Only	Loc. Exh.; 1.8175" OD, 1.5625" ID, 0.2160" Depth
8	Seat	69-68	245-1812-4N Std Only	Loc. Exh.; Premium Material; 1.8175" OD, 1.5625" ID, 0.2160" Depth
8	Seat	69-68	245-2250-1 Std Only	Loc. Int.; Machine ID to fit; 2.2555" OD, 1.9375" ID, 0.1855" Depth
QTY	VALVE, MISC	YEARS	PART NO.	DESCRIPTION
32	Keeper	69-68	VK-138A Std Only	1 groove; Square cut key groove; Carton pack 24
32	Keeper	69-68	VK-138 Std Only	1 groove; Square cut key groove; Carton pack 32
32	Keeper	69-68	VK-138R Std Only	1 groove; Square cut key groove; Hardened
32	Keeper, Bulk	69-68	VK-138B Std Only	1 groove; Square cut key groove; Carton of 1000
16	Spring Insert	69-68	259-404A Std Only	VINTAGE; .060"; Carton of 50
QTY	PISTON	YEARS	PART NO.	DESCRIPTION
8	Cast Piston	69-68	460P Std-30-40-60	VINTAGE; Cast; .9894" Pin Dia.; 2 Rings 5/64 Groove, 1 Ring 3/16 Groove, 1.730 plus .200 step CD, Step Head - 9.6:1 C.R.; Fits both L.H. & R.H. banks
8	Cast Piston - Individual	69-68	W460P Std-30-40-60	VINTAGE; Use w/WE-232K or WE-232X ring set; Cast; .9894" Pin Dia.; 2 Rings 5/64 Groove, 1 Ring 3/16 Groove, 1.730 plus .200 step CD, Step Head - 9.6:1 C.R.; Fits both L.H. & R.H. banks
8	POWERFORGED	69	L-2240NF Std-30-40-60	1st Design; Powerforged; 0.9897" Pin Dia.; 2 Rings 5/64 Groove, 1 Ring 3/16 Groove, 1.760 CD, .182 dome; DUROSHIELD® skirt coated piston
8	POWERFORGED	68	L-2240NF Std-30-40-60	Powerforged; 0.9897" Pin Dia.; 2 Rings 5/64 Groove, 1 Ring 3/16 Groove, 1.760 CD, .182 dome; DUROSHIELD® skirt coated piston
8	POWERFORGED Piston-Individual	69	WL-2240NF Std-30-40-60	1st Design; Powerforged; 0.9897" Pin Dia.; 2 Rings 5/64 Groove, 1 Ring 3/16 Groove, 1.760 CD, .182 dome; DUROSHIELD® skirt coated piston
8	POWERFORGED Piston-Individual	68	WL-2240NF Std-30-40-60	Powerforged; 0.9897" Pin Dia.; 2 Rings 5/64 Groove, 1 Ring 3/16 Groove, 1.760 CD, .182 dome; DUROSHIELD® skirt coated piston
1	POWERFORGED Piston Set w/Rings	69	8KL2240NF 30 30-60	1st Design; Powerforged
1	POWERFORGED Piston Set w/Rings	68	8KL2240NF 30 30-60	Powerforged
QTY	RINGS	YEARS	PART NO.	DESCRIPTION
1	Premium Set	69-68	E-232K Std-30-40-60	VINTAGE; 2-5/64, 1-3/16; Premium Moly
1	Standard Set	69-68	E-232X 30 30-40-60	VINTAGE; 2-5/64, 1-3/16; Iron
QTY	ENGINE BEARINGS	YEARS	PART NO.	DESCRIPTION
1	Main Set	69-68	4400MA Std-1-2-10-20-30-40	A-Series aluminum bearings
1	Main Set	69-68	7133MA 10 10-20-30-40	A-Series aluminum bearings; w/.010" O/S length flange brg.
1	Main Set	69-68	7122MA 10 10-20-30	A-Series aluminum bearings; w/.020" O/S length flange brg.
1	Rod Set	69-68	8-3190A Std-1-10-20-30-40-60	A-Series aluminum bearings
8	Rod Pair	69-68	3190A Std-1-10-20-30-40-50	A-Series aluminum bearings
1	Cam Set	69-68	1404M Std Only	Babbitt material; Full round design
QTY	OIL PUMP	YEARS	PART NO.	DESCRIPTION
1	Oil Pump	69-68	224-4154	
1	Oil Pump	69-68	224-4153	High Volume; Check for clearance; Use shaft w/steel guide
1	Inter. Shaft	69-68	224-6154A	Shaft w/slotted end, 6.52" O.A.L.; Use w/nylon guide
1	Inter. Shaft	69-68	224-6154	Shaft w/slotted end, 6.82" O.A.L.; Has integral steel guide
1	Screen Assy.	69-68	224-43620	Use with 8" pan

(continued on next page)

GMC Truck (Incl. SUV's)

90 396 6.5L (6489cc) OHV V8 (16 Valve) (Chevrolet), 4.0938" Bore (GMC Eng.), 2 Bbl. 1969-1968

(cont.)

BLOCK	QTY	GASKETS	YEARS	PART NO.	DESCRIPTION	BLOCK
	1	Kit Gasket Set	69-68	260-1009T	VINTAGE; Exh. pipe packing not incl.; LPG int. manifold gskts. not incl.; PermaDryPlus® oil pan gskt. incl.; PermaDryPlus® water outlet gskt. incl.; Premium valve stem seals incl.	
1	Kit Gasket Set	69-68	260-1009	VINTAGE; Exh. pipe packing not incl.; LPG int. manifold gskts. not incl.; Premium valve stem seals incl.		
BLOCK	QTY	FREEZE PLUGS	YEARS	PART NO.	DESCRIPTION	BLOCK
	1	Brass Block Plug Kit	69-68	381-8009		
	1	Steel Block Plug Kit	69-68	381-4017		
	1	Brass Deep Cup Freeze Plug	69-68	381-9030	1.750" Diameter	
	1	Steel Deep Cup Freeze Plug	69-68	381-3082	1.750" Diameter, 0.593" Height	
1	Steel Shallow Cup Freeze Plug	69-68	381-2154	2.219" Diameter		

91 396 6.5L (6489cc) OHV V8 (16 Valve) (Chevrolet), 4.0938" Bore (GMC Eng.), 4 Bbl. 1969-1966

VALVE TRAIN	QTY	TIMING	YEARS	PART NO.	DESCRIPTION	VALVE TRAIN
	1	3 Piece Set	69-66	KT3-501SA	Incl. silent type chain; (1) 222-501; (1) 223-392; (1) 223-393	
	1	Timing Chain	69	222-495	Hi-Perf.; Silent type; 50 Links	
	1	Timing Chain	69-66	222-501	Silent type; 50 Links	
	1	Timing Chain	68	222-495	Chevrolet El Camino Base; Hi-Perf.; Silent type; 50 Links	
	1	Timing Chain	67-66	222-495	Hi-Perf.; Silent type; 50 Links	
	1	Crank Sprocket	69-66	223-393	19 Teeth	
1	Cam Sprocket	69-66	223-392	38 Teeth		
VALVE TRAIN	QTY	CAMSHAFT/LIFTER	YEARS	PART NO.	DESCRIPTION	VALVE TRAIN
	1	Camshaft	69-68	CS-636	VINTAGE; Hydraulic, (050) Duration at .050 Lobe Lift, 196 Exh., 196 Int., 113 Degrees Lobe Separation	
	1	Performance Cam	69-68	CS-1004R	Pro-1500 Perf. Cam; Use w/Hyd. lifters; 0.464" Exh. Valve Lift, 0.439" Int. Valve Lift, Hydraulic, (050) Duration at .050 Lobe Lift, 200 Exh., 190 Int., 110 Degrees Lobe Separation	
	1	Performance Cam	69-68	CS-1088R	Pro-2000 Perf. Cam; Use w/Hyd. lifters; 0.501" Exh. Valve Lift, 0.476" Int. Valve Lift, Hydraulic, (050) Duration at .050 Lobe Lift, 214 Exh., 204 Int., 112 Degrees Lobe Separation	
	1	Performance Cam	69-68	CS-1015R	Pro-3000 Perf. Cam; Use w/Hyd. lifters; 0.527" Exh. Valve Lift, 0.501" Int. Valve Lift, Hydraulic, (050) Duration at .050 Lobe Lift, 224 Exh., 214 Int., 112 Degrees Lobe Separation	
	1	Prelube		55-403 Std Only	1.5 oz. packet	
1	Prelube		55-400 Std Only	4 oz. bottle; 1.5 oz. packet No. 55-403 also avail.		
16	Lifter	69-68	HT-817 Std Only	Hyd.		
16	Lifter, Bulk	69-68	HT-817B Std Only	Hyd.; Carton of 128		
VALVE TRAIN	QTY	CAM KIT	YEARS	PART NO.	DESCRIPTION	VALVE TRAIN
	1	Cam/Lifter Kit	69-68	KC-1004R	Hyd.; Pro-1500 Perf. Cam; Duration at .050", 190 Int., 202 Exh.; Valve lift .454" Int., .480" Exh.; Lobe Separation 110 Degrees; (1) 55-403B; (1) CS-1004R; (16) HT-817	
	1	Cam/Lifter Kit	69-68	KC-1088R	Hyd.; Pro-2000 Perf. Cam; Duration at .050", 204 Int., 214 Exh.; Valve lift .476" Int., .501" Exh.; Lobe Separation 112 Degrees; (1) 55-403B; (1) CS-1088R; (16) HT-817	
	1	Cam/Lifter Kit	69-68	KC-1015R	Hyd.; Pro-3000 Perf. Cam; Duration at .050", 214 Int., 224 Exh.; Valve lift .501" Int., .527" Exh.; Lobe Separation 112 Degrees; (1) 55-403B; (1) CS-1015R; (16) HT-817	
	1	Cam/Lifter/Timing Kit	69-68	KCT-1004R	Hyd.; Pro-1500 Perf. Cam; Duration at .050", 190 Int., 202 Exh.; Valve lift .454" Int., .480" Exh.; Lobe Separation 110 Degrees; (1) 55-403B; (1) CS-1004R; (1) CTS-1110NR; (16) HT-817	
	1	Cam/Lifter/Timing Kit	69-68	KCT-1088R	Hyd.; Pro-2000 Perf. Cam; Duration at .050", 204 Int., 214 Exh.; Valve lift .476" Int., .501" Exh.; Lobe Separation 112 Degrees; (1) 55-403B; (1) CS-1088R; (1) CTS-1110NR; (16) HT-817	
1	Cam/Lifter/Timing Kit	69-68	KCT-1015R	Hyd.; Pro-3000 Perf. Cam; Duration at .050", 214 Int., 224 Exh.; Valve lift .501" Int., .527" Exh.; Lobe Separation 112 Degrees; (1) 55-403B; (1) CS-1015R; (1) CTS-1110NR; (16) HT-817		
VALVE TRAIN	QTY	PUSH ROD	YEARS	PART NO.	DESCRIPTION	VALVE TRAIN
	8	Push Rod	69-68	RP-3181 Std Only	Loc. Exh.; .3125" dia.; 9.2520" O.A.L.	
	8	Push Rod	69-68	RP-3182 Std Only	Loc. Int.; .3125" dia.; 8.2800" O.A.L.	
	8	Push Rod, Bulk	69-68	BRP-3181 Std Only	Loc. Exh.; .3125" dia.; Carton of 100; 9.2520" O.A.L.	
8	Push Rod, Bulk	69-68	BRP-3182 Std Only	Loc. Int.; .3125" dia.; Carton of 100; 8.2800" O.A.L.		
VALVE TRAIN	QTY	ROCKER PARTS	YEARS	PART NO.	DESCRIPTION	VALVE TRAIN
	16	Arm Assy.	69-68	R-851 Std Only	Incl. arm, ball & nut	
16	Arm Assy., Bulk	69-68	R-851B Std Only	Incl. arm, ball & nut; Carton of 64		

(continued on next page)

GMC Truck (Incl. SUV's)

396 6.5L (6489cc) OHV V8 (16 Valve) (Chevrolet), 4.0938" Bore (GMC Eng.), 4 Bbl. 1969-1966 91
(cont.)

QTY	ROCKER PARTS (cont.)	YEARS	PART NO.	DESCRIPTION
16	Arm	69-68	R-851A Std Only	
16	Rocker Arm Ball	69-68	MR-1815 Std Only	
16	Nut	69-68	MR-1813 Std Only	7/16" thread
16	Stud	69-68	MR-1910RS Std Only	7/16" thread, 1.955" length, .710" depth
QTY	VALVE	YEARS	PART NO.	DESCRIPTION
8	Exhaust	69-68	V-1911 Std-3-15	VINTAGE; Chrome plated stem; 1.7200" Head Dia., 0.3718" Stem Dia., 5.3550" O.A.L.
8	Exhaust, Bulk	69-68	V-1911B Std-15	VINTAGE; Chrome plated stem; Carton of 25; 1.7200" Head Dia., 0.3718" Stem Dia., 5.3550" O.A.L.
8	Intake	69-68	V-1912 Std-3-15	Chrome plated stem; 2.0650" Head Dia., 0.3720" Stem Dia., 5.2300" O.A.L.
8	Intake, Bulk	69-68	V-1912B Std Only	Chrome plated stem; Carton of 25; 2.0650" Head Dia., 0.3720" Stem Dia., 5.2300" O.A.L.
QTY	VALVE GUIDE	YEARS	PART NO.	DESCRIPTION
8	Guide	69-68	VG-688 Std Only	Loc. Exh.; 0.3740" ID, 2.6300" O.A.L
8	Guide	69-68	VG-689 Std Only	Loc. Int.; 0.3735" ID, 2.4200" O.A.L
8	Guide, Bulk	69-68	VG-689B Std Only	Loc. Int.; Carton of 50; 0.3735" ID, 2.4200" O.A.L
QTY	VALVE SPRING	YEARS	PART NO.	DESCRIPTION
16	Spring	69-68	VS-657 Std Only	VINTAGE; Single spring; Incl. damper; 2.1100" Free Height
QTY	VALVE SEAL	YEARS	PART NO.	DESCRIPTION
16	Valve Stem Seal	69-68	MV-1769C Std Only	Umbrella type; (PLY) Polyacrylate
16	Valve Stem Seal	69-68	MV-1912 Std Only	Umbrella type; Premium Material; (VTN) Viton®
16	Valve Stem Seal Bulk	69-68	MV-1769 Std Only	Umbrella type; Carton of 100; (PLY) Polyacrylate
QTY	VALVE SEAT	YEARS	PART NO.	DESCRIPTION
8	Seat	69-68	245-1812-4 Std Only	Loc. Exh.; 1.8175" OD, 1.5625" ID, 0.2160" Depth
8	Seat	69-68	245-1812-4N Std Only	Loc. Exh.; Premium Material; 1.8175" OD, 1.5625" ID, 0.2160" Depth
8	Seat	69-68	245-2250-1 Std Only	Loc. Int.; Machine ID to fit; 2.2555" OD, 1.9375" ID, 0.1855" Depth
QTY	VALVE, MISC	YEARS	PART NO.	DESCRIPTION
32	Keeper	69-68	VK-138A Std Only	1 groove; Square cut key groove; Carton pack 24
32	Keeper	69-68	VK-138 Std Only	1 groove; Square cut key groove; Carton pack 32
32	Keeper	69-68	VK-138R Std Only	1 groove; Square cut key groove; Hardened
32	Keeper, Bulk	69-68	VK-138B Std Only	1 groove; Square cut key groove; Carton of 1000
16	Spring Insert	69-68	259-404A Std Only	VINTAGE; .060"; Carton of 50
QTY	PISTON	YEARS	PART NO.	DESCRIPTION
8	Cast Piston	69-68	460P Std-30-40-60	VINTAGE; Cast; .9894" Pin Dia.; 2 Rings 5/64 Groove, 1 Ring 3/16 Groove, 1.730 plus .200 step CD, Step Head - 9.6:1 C.R.; Fits both L.H. & R.H. banks
8	Cast Piston - Individual	69-68	W460P Std-30-40-60	VINTAGE; Use w/WE-232K or WE-232X ring set; Cast; .9894" Pin Dia.; 2 Rings 5/64 Groove, 1 Ring 3/16 Groove, 1.730 plus .200 step CD, Step Head - 9.6:1 C.R.; Fits both L.H. & R.H. banks
8	POWERFORGED	69	L-2240NF Std-30-40-60	1st Design; Powerforged; 0.9897" Pin Dia.; 2 Rings 5/64 Groove, 1 Ring 3/16 Groove, 1.760 CD, .182 dome; DUROSHIELD® skirt coated piston
8	POWERFORGED	68	L-2240NF Std-30-40-60	Powerforged; 0.9897" Pin Dia.; 2 Rings 5/64 Groove, 1 Ring 3/16 Groove, 1.760 CD, .182 dome; DUROSHIELD® skirt coated piston
8	POWERFORGED Piston-Individual	69	WL-2240NF Std-30-40-60	1st Design; Powerforged; 0.9897" Pin Dia.; 2 Rings 5/64 Groove, 1 Ring 3/16 Groove, 1.760 CD, .182 dome; DUROSHIELD® skirt coated piston
8	POWERFORGED Piston-Individual	68	WL-2240NF Std-30-40-60	Powerforged; 0.9897" Pin Dia.; 2 Rings 5/64 Groove, 1 Ring 3/16 Groove, 1.760 CD, .182 dome; DUROSHIELD® skirt coated piston
1	POWERFORGED Piston Set w/Rings	69	8KL2240NF 30 30-60	1st Design; Powerforged
1	POWERFORGED Piston Set w/Rings	68	8KL2240NF 30 30-60	Powerforged
QTY	RINGS	YEARS	PART NO.	DESCRIPTION
1	Premium Set	69-68	E-232K Std-30-40-60	VINTAGE; 2-5/64, 1-3/16; Premium Moly
1	Standard Set	69-68	E-232X 30 30-40-60	VINTAGE; 2-5/64, 1-3/16; Iron
QTY	ENGINE BEARINGS	YEARS	PART NO.	DESCRIPTION
1	Main Set	69-66	4400MA Std-1-2-10-20-30-40	A-Series aluminum bearings
1	Main Set	69-66	7133MA 10 10-20-30-40	A-Series aluminum bearings; w/.010" O/S length flange brg.
1	Main Set	69-66	7122MA 10 10-20-30	A-Series aluminum bearings; w/.020" O/S length flange brg.
1	Rod Set	69-66	8-3190A Std-1-10-20-30-40-60	A-Series aluminum bearings
8	Rod Pair	69-66	3190A Std-1-10-20-30-40-50	A-Series aluminum bearings
1	Cam Set	69-66	1404M Std Only	Babbitt material; Full round design

(continued on next page)

GMC Truck (Incl. SUV's)

91 396 6.5L (6489cc) OHV V8 (16 Valve) (Chevrolet), 4.0938" Bore (GMC Eng.), 4 Bbl. 1969-1966

(cont.)

BLOCK	QTY	OIL PUMP	YEARS	PART NO.	DESCRIPTION
	1	Oil Pump	69-68	224-4154	
	1	Oil Pump	69-68	224-4153	High Volume; Check for clearance; Use shaft w/steel guide
	1	Inter. Shaft	69-68	224-6154A	Shaft w/slotted end, 6.52" O.A.L.; Use w/nylon guide
	1	Inter. Shaft	69-68	224-6154	Shaft w/slotted end, 6.82" O.A.L.; Has integral steel guide
1	Screen Assy.	69-68	224-43620	Use with 8" pan	
	QTY	GASKETS	YEARS	PART NO.	DESCRIPTION
	1	Kit Gasket Set	69-66	260-1009T	VINTAGE; Exh. pipe packing not incl.; LPG int. manifold gskts. not incl.; PermaDryPlus® oil pan gskt. incl.; PermaDryPlus® water outlet gskt. incl.; Premium valve stem seals incl.
	1	Kit Gasket Set	69-66	260-1009	VINTAGE; Exh. pipe packing not incl.; LPG int. manifold gskts. not incl.; Premium valve stem seals incl.
	QTY	FREEZE PLUGS	YEARS	PART NO.	DESCRIPTION
1	Brass Block Plug Kit	69-66	381-8009		
1	Steel Block Plug Kit	69-66	381-4017		
1	Brass Deep Cup Freeze Plug	69-66	381-9030	1.750" Diameter	
1	Steel Deep Cup Freeze Plug	69-66	381-3082	1.750" Diameter, 0.593" Height	
1	Steel Shallow Cup Freeze Plug	69-66	381-2154	2.219" Diameter	

92 400 6.6L (6556cc) OHV V8 (16 Valve) (Chevrolet), 4.125" Bore (GMC Eng.), 4 Bbl. "VIN E" 1972

QTY	GASKETS	YEARS	PART NO.	DESCRIPTION
1	Kit Gasket Set	72	260-1016	VINTAGE; Head bolts not incl.
2	Head Bolt Set	72	260-2500 Std Only	Replacement recommended

93 400 6.6L (6556cc) OHV V8 (16 Valve) (Chevrolet), 4.125" Bore (GMC Eng.), 4 Bbl. "VIN K" 1970

BLOCK	QTY	GASKETS	YEARS	PART NO.	DESCRIPTION
	1	Kit Gasket Set	70	260-1016	VINTAGE; Head bolts not incl.
	2	Head Bolt Set	70	260-2500 Std Only	Replacement recommended
	QTY	FREEZE PLUGS	YEARS	PART NO.	DESCRIPTION
	1	Brass Block Plug Kit	70	381-8008	VINTAGE
1	Brass Deep Cup Freeze Plug	70	381-9001	VINTAGE; 1.625" Diameter	
1	Steel Deep Cup Freeze Plug	70	381-3095	0.500" Diameter	
1	Steel Shallow Cup Freeze Plug	70	381-2078	2.109" Diameter	

94 400 6.6L (6556cc) OHV V8 (16 Valve) (Chevrolet), 4.125" Bore (GMC Eng.), 4 Bbl. "VIN M" 1975

VALVE TRAIN	QTY	TIMING	YEARS	PART NO.	DESCRIPTION
	1	3 Piece Set	75	KT3-163S	Incl. double rlr. type chain; (1) 222-163; (1) 223-288; (1) 223-289
	1	Timing Set w/Gaskets	75	CTS-1003	Incl. double rlr. type chain
	1	Timing Chain	75	222-163	Double rlr.; 58 Links
	1	Crank Sprocket	75	223-289	Double row; 22 Teeth
	1	Cam Sprocket	75	223-288	Double row; 44 Teeth
	QTY	CAMSHAFT/LIFTER	YEARS	PART NO.	DESCRIPTION
	1	Camshaft	75	CS-274	Hydraulic, (050) Duration at .050 Lobe Lift, 203 Exh., 194 Int., 112 Degrees Lobe Separation
	1	Performance Cam	75	CS-1103R	Emissions Legal Cam; CARB E.O. No. D-292-1; Pro-1500 Perf. Cam; 0.42" Exh. Valve Lift, 0.398" Int. Valve Lift, Hydraulic, (050) Duration at .050 Lobe Lift, 204 Exh., 194 Int., 112 Degrees Lobe Separation
	1	Performance Cam	75	CS-1014R	Emissions Legal Cam; CARB E.O. No. D-292-1; Pro-2000 Perf. Cam; 0.443" Exh. Valve Lift, 0.42" Int. Valve Lift, Hydraulic, (050) Duration at .050 Lobe Lift, 214 Exh., 204 Int., 112 Degrees Lobe Separation
	1	Performance Cam	75	CS-1106R	Emissions Legal Cam; CARB E.O. No. D-292-1; Pro-3000 Perf. Cam; 0.465" Exh. Valve Lift, 0.443" Int. Valve Lift, Hydraulic, (050) Duration at .050 Lobe Lift, 224 Exh., 214 Int., 112 Degrees Lobe Separation
	1	Prelube		55-403 Std Only	1.5 oz. packet
	1	Prelube		55-400 Std Only	4 oz. bottle; 1.5 oz. packet No. 55-403 also avail.
	16	Lifter	75	HT-817 Std Only	Hyd.
	16	Lifter	75	HT-817R Std Only	Speed-Pro Hi-Revolution Hyd.
	16	Lifter, Bulk	75	HT-817B Std Only	Hyd.; Carton of 128
16	Lifter, Bulk	75	HT-817RB Std Only	Speed-Pro Hi-Revolution Hyd.; Carton of 128	
QTY	CAM KIT	YEARS	PART NO.	DESCRIPTION	
1	Cam/Lifter Kit	75	KC-1103R	Emissions Legal Cam; CARB E.O. No. D-292-1; Hyd.; Pro-1500 Perf. Cam; Duration at .050", 194 Int., 204 Exh.; Valve lift .398" Int., .420" Exh.; Lobe Separation 112 Degrees; (1) 55-403B; (1) CS-1103R; (16) HT-817	

(continued on next page)

GMC Truck (Incl. SUV's)

400 6.6L (6556cc) OHV V8 (16 Valve) (Chevrolet), 4.125" Bore (GMC Eng.), 4 Bbl. "VIN M" 1975 94
(cont.)

QTY	CAM KIT (cont.)	YEARS	PART NO.	DESCRIPTION
1	Cam/Lifter Kit	75	KC-1014R	Emissions Legal Cam; CARB E.O. No. D-292-1; Hyd.; Pro-2000 Perf. Cam; Duration at .050", 204 Int., 214 Exh.; Valve lift .420" Int., .443" Exh.; Lobe Separation 112 Degrees; (1) 55-403B; (1) CS-1014R; (16) HT-817
1	Cam/Lifter Kit	75	KC-1106R	Emissions Legal Cam; CARB E.O. No. D-292-1; Hyd.; Pro-3000 Perf. Cam; Duration at .050", 214 Int., 224 Exh.; Valve lift .443" Int., .465" Exh.; Lobe Separation 112 Degrees; (1) 55-403B; (1) CS-1106R; (16) HT-817
1	Cam/Lifter Kit	75	KC-274	Hyd.; (1) 55-403B; (1) CS-274; (16) HT-817
1	Cam/Lifter/Timing Kit	75	KCT-1014R	Emissions Legal Cam; CARB E.O. No. D-292-1; Hyd.; Pro-2000 Perf. Cam; Duration at .050", 204 Int., 214 Exh.; Valve lift .420" Int., .443" Exh.; Lobe Separation 112 Degrees; (1) 55-403B; (1) CS-1014R; (1) CTS-1100NR; (16) HT-817
1	Cam/Lifter/Timing Kit	75	KCT-274C	Hyd.; Incl. double rlr. type chain; (1) 55-403B; (1) CS-274; (16) HT-817; (1) KT3-163S
QTY	PUSH ROD	YEARS	PART NO.	DESCRIPTION
16	Push Rod	75	RP-3093 Std Only	7.7940" O.A.L.
16	Push Rod	75	RP-3212R Std-100-150-200	Chrome-Moly; 7.7900" O.A.L.
16	Push Rod, Bulk	75	BRP-3093 Std Only	Carton of 100; 7.7940" O.A.L.
16	Push Rod, Bulk	75	BRP-3212R Std-100	Chrome-Moly; Carton of 100; 7.7900" O.A.L.
QTY	ROCKER PARTS	YEARS	PART NO.	DESCRIPTION
16	Arm Assy.	75	R-826 Std Only	Incl. arm, ball & nut
16	Arm Assy., Bulk	75	R-826B Std Only	Incl. arm, ball & nut; Carton of 64
16	Arm	75	R-826A Std Only	
16	Rocker Arm Ball	75	MR-1783 Std Only	
16	Nut	75	MR-1751 Std Only	Self-locking, 3/8" x 24 threads
QTY	VALVE	YEARS	PART NO.	DESCRIPTION
8	Exhaust	75	V-1988X Std-3-15	1 groove; Chrome plated stem; Stellite face; 1.5000" Head Dia., 0.3718" Stem Dia., 4.9230" O.A.L.
8	Exhaust	75	V-1904 Std-3-15-30	Chrome plated stem; 1.5000" Head Dia., 0.3414" Stem Dia., 4.9280" O.A.L.
8	Exhaust	75	V-2449X Std Only	Inconel X-751; Chrome plated stem; Premium Material; 1.5000" Head Dia., 0.3718" Stem Dia., 4.9230" O.A.L.
8	Exhaust, Bulk	75	V-1988XB Std-15	1 groove; Chrome plated stem; Stellite face; Carton of 25; 1.5000" Head Dia., 0.3718" Stem Dia., 4.9230" O.A.L.
8	Exhaust, Bulk	75	V-1904B Std-15	Chrome plated stem; Carton of 25; 1.5000" Head Dia., 0.3414" Stem Dia., 4.9280" O.A.L.
8	Intake	75	V-1927 Std-15	Chrome plated stem; 1.7200" Head Dia., 0.3413" Stem Dia., 4.9170" O.A.L.
8	Intake, Bulk	75	V-1927B Std Only	Chrome plated stem; Carton of 25; 1.7200" Head Dia., 0.3413" Stem Dia., 4.9170" O.A.L.
QTY	VALVE GUIDE	YEARS	PART NO.	DESCRIPTION
8	Guide	75	VG-5046 Std Only	Loc. Exh.; .502" OD; 0.3740" ID, 2.2500" O.A.L.
QTY	VALVE SPRING	YEARS	PART NO.	DESCRIPTION
8	Spring	75	VS-727 Std Only	Loc. Exh.; Incl. damper; 1.9100" Free Height
8	Spring	75	VS-677 Std Only	Loc. Int.; Incl. damper; 2.0300" Free Height
8	Spring, Bulk	75	VS-727B Std Only	Loc. Exh.; Incl. damper; Carton of 250; 1.9100" Free Height
8	Spring, Bulk	75	VS-677B Std Only	Loc. Int.; Incl. damper; Carton of 250; 2.0300" Free Height
QTY	VALVE SEAL	YEARS	PART NO.	DESCRIPTION
8	Valve Stem Seal	75	ST-2004 Std Only	Loc. Exh.; Positive type; Installation requires valve guide machining; (RBBTF) Rubber/PTFE
8	Valve Stem Seal	75	ST-2001 Std Only	Loc. Int.; Positive type; Installation requires valve guide machining; (RBBTF) Rubber/PTFE
16	Valve Stem Seal	75	MV-1233C Std Only	O-Ring; (RBB) Rubber
8	Valve Stem Seal Bulk	75	ST-2004BC Std Only	Loc. Exh.; Positive type; Installation requires valve guide machining; Carton of 100; (RBBTF) Rubber/PTFE
8	Valve Stem Seal Bulk	75	ST-2001BC Std Only	Loc. Int.; Positive type; Installation requires valve guide machining; Carton of 100; (RBBTF) Rubber/PTFE
16	Valve Stem Seal Bulk	75	MV-1233 Std Only	O-Ring; Carton of 100; (RBB) Rubber
QTY	VALVE SEAT	YEARS	PART NO.	DESCRIPTION
8	Seat	75	245-1562-1 Std Only	Loc. Exh.; 1.5675" OD, 1.3125" ID, 0.2160" Depth
8	Seat	75	245-1562-1N Std Only	Loc. Exh.; Premium Material; 1.5675" OD, 1.3125" ID, 0.2160" Depth
8	Seat	75	245-2125-1 Std Only	Loc. Int.; Use w/V-1926; 2.1305" OD, 1.8125" ID, 0.2480" Depth
8	Seat	75	245-1812-3 Std Only	Loc. Int.; Use w/V-1927; 1.8175" OD, 1.5000" ID, 0.2160" Depth
QTY	VALVE, MISC	YEARS	PART NO.	DESCRIPTION
32	Keeper	75	VK-115A Std Only	1 groove; Square cut key groove; Carton pack 24

VALVE TRAIN

VALVE TRAIN

(continued on next page)

GMC Truck (Incl. SUV's)

94 400 6.6L (6556cc) OHV V8 (16 Valve) (Chevrolet), 4.125" Bore (GMC Eng.), 4 Bbl. "VIN M" 1975
(cont.)

QTY	VALVE, MISC (cont.)	YEARS	PART NO.	DESCRIPTION
32	Keeper	75	VK-115 Std Only	1 groove; Square cut key groove; Carton pack 32
32	Keeper	75	VK-115R Std Only	1 groove; Square cut key groove; Hardened
32	Keeper, Bulk	75	VK-115B Std Only	1 groove; Square cut key groove; Carton of 1000
16	Spring Insert	75	259-203C Std Only	.015"; Carton of 100
16	Spring Insert	75	259-203B Std Only	.030"; Carton of 100
16	Spring Insert	75	259-203BRS Std Only	.030"; Carton of 500
16	Spring Insert	75	259-203A Std Only	.060"; Carton of 100
16	Spring Insert	75	259-203ARS Std Only	.060"; Carton of 500
QTY	PISTON	YEARS	PART NO.	DESCRIPTION
8	Cast Piston	75	400AP Std-20-30-40-60	VINTAGE; Use w/E-243K or E-243X ring set; Cast; .9275" Pin Dia.; 2 Rings 5/64 Groove, 1 Ring 3/16 Groove, 1.540 CD, Recessed Head .160 deep x 3.445 dia. - 8.5:1 C.R.
8	Cast Piston - Individual	75	W400AP Std-20-30-40-60	VINTAGE; Use w/WE-243K or WE-243X ring set; Cast; .9275" Pin Dia.; 2 Rings 5/64 Groove, 1 Ring 3/16 Groove, 1.540 CD, Recessed Head .160 deep x 3.445 dia. - 8.5:1 C.R.
1	Cast Piston Set w/Prem. Rings	75	8K400AP 30 30-40	VINTAGE; Cast; .9275" Pin Dia.; 2 Rings 5/64 Groove, 1 Ring 3/16 Groove, 1.540 CD, Recessed Head .160 deep x 3.445 dia. - 8.5:1 C.R.
QTY	RINGS	YEARS	PART NO.	DESCRIPTION
1	Premium Set	75	R-10374 30 30-60	2-5/64, 1-3/16; Speed-Pro plasma-moly Perf. ring set
1	Premium Set	75	E-243K Std-20-30-40-60	VINTAGE; 2-5/64, 1-3/16; Premium Moly
1	Standard Set	75	E-243X Std-20-30-40-60	VINTAGE; 2-5/64, 1-3/16; Iron
QTY	ENGINE BEARINGS	YEARS	PART NO.	DESCRIPTION
1	Main Set	75	140M Std-1-1X-9-10-11-19-20	Performance; 3/4 grooved
1	Main Set	75	C140M Std-1-1X-10-20	Performance; 3/4 grooved; DUROSHIELD® coated bearings
1	Main Set	75	4926MA Std-1-10-20-30	VINTAGE; A-Series aluminum bearings
1	Rod Set	75	8-2555CP Std-1-10-20-30-40-50	8-2555CA 60 avail. as unplated & resizeable; Overplated copper-lead alloy
1	Rod Set	75	8-2555A Std-1-10-20-30-40-50-60	A-Series aluminum bearings
1	Rod Set	75	8-2555A 10X2 10X2-20X2-30X2-40X2	A-Series aluminum bearings; Use in .002" O/S Rod Bore
1	Rod Set	75	8-7095CH Std-1-10-20-30	Race Performance
1	Rod Set	75	8-7100CH Std-1-1X-9-10-11-19-20-21-30	Race Performance; Chamfered on one side
1	Rod Set	75	C8-7100CH Std-1-1X-10-20-30	Race Performance; DUROSHIELD® coated bearings; w/o Dowel hole; Chamfered on one side
1	Rod Set	75	8-2555CA 60 60	Unplated & resizeable
1	Rod Set	75	8-2555CP 10X2 + 10X2-20X2	Use in .002" O/S Rod Bore; Overplated copper-lead alloy; Superseded - When depleted use 8-2555A 10X2
8	Rod Pair	75	2555A Std-1-2-10-20-30-40-50-60	A-Series aluminum bearings
8	Rod Pair	75	2555CP Std-1-2-10-20-30-40-50	Overplated copper-lead alloy
8	Rod Pair	75	7100CH Std-1-1X-10-20-30	Race Performance; Chamfered on one side
8	Rod Pair	75	2555CA 60 60	Unplated & resizeable
8	Rod Pair	75	2555CP 10X2 + 10X2-20X2	Use in .002" O/S Rod Bore; Superseded - When depleted use 2555A 10X2
1	Cam Set	75	1235M Std-1-10	Small block; Babbitt material; Full round design
1	Cam Set	75	1749M Std Only	Small block; Bi-Metal Aluminum
QTY	OIL PUMP	YEARS	PART NO.	DESCRIPTION
1	Oil Pump	75	224-4146	5/8" inlet
1	Oil Pump	75	224-4146A	High Pressure; 5/8" inlet
1	Oil Pump	75	224-4143	High Volume, check pan for clearance; 5/8" inlet; Use shaft w/steel guide
1	Inter. Shaft	75	224-6146E	Has steel shaft guide; Eliminates nylon shaft guide
1	Inter. Shaft	75	224-6146	Use w/nylon shaft guide
1	Oil Pump Shaft Guide	75	224-43343	Nylon
1	Screen Assy.	75	224-1246	5/8" inlet tube
QTY	GASKETS	YEARS	PART NO.	DESCRIPTION
1	Kit Gasket Set	75	260-1016	VINTAGE; Head bolts not incl.
2	Head Bolt Set	75	260-2500 Std Only	Replacement recommended
QTY	FREEZE PLUGS	YEARS	PART NO.	DESCRIPTION
1	Brass Block Plug Kit	75	381-8008	VINTAGE
1	Brass Deep Cup Freeze Plug	75	381-9001	VINTAGE; 1.625" Diameter
1	Steel Deep Cup Freeze Plug	75	381-3095	0.500" Diameter
1	Steel Shallow Cup Freeze Plug	75	381-2078	2.109" Diameter

BLOCK

BLOCK

GMC Truck (Incl. SUV's)

400 6.6L (6556cc) OHV V8 (16 Valve) (Chevrolet), 4.125" Bore (GMC Eng.), 4 Bbl. "VIN R" 1980-1972 95

QTY	TIMING	YEARS	PART NO.	DESCRIPTION
1	3 Piece Set	80-77	KT3-163S	Incl. double rlr. type chain; (1) 222-163; (1) 223-288; (1) 223-289
1	Timing Set w/Gaskets	80-77	CTS-1003	Incl. double rlr. type chain
1	Timing Chain	80-77	222-163	Double rlr.; 58 Links
1	Crank Sprocket	80-77	223-289	Double row; 22 Teeth
1	Cam Sprocket	80-77	223-288	Double row; 44 Teeth
QTY	CAMSHAFT/LIFTER	YEARS	PART NO.	DESCRIPTION
1	Camshaft	80-75	CS-274	Hydraulic, (050) Duration at .050 Lobe Lift, 203 Exh., 194 Int., 112 Degrees Lobe Separation
1	Performance Cam	80-75	CS-1103R	Emissions Legal Cam; CARB E.O. No. D-292-1; Pro-1500 Perf. Cam; 0.42" Exh. Valve Lift, 0.398" Int. Valve Lift, Hydraulic, (050) Duration at .050 Lobe Lift, 204 Exh., 194 Int., 112 Degrees Lobe Separation
1	Performance Cam	80-75	CS-1014R	Emissions Legal Cam; CARB E.O. No. D-292-1; Pro-2000 Perf. Cam; 0.443" Exh. Valve Lift, 0.42" Int. Valve Lift, Hydraulic, (050) Duration at .050 Lobe Lift, 214 Exh., 204 Int., 112 Degrees Lobe Separation
1	Performance Cam	80-75	CS-1106R	Emissions Legal Cam; CARB E.O. No. D-292-1; Pro-3000 Perf. Cam; 0.465" Exh. Valve Lift, 0.443" Int. Valve Lift, Hydraulic, (050) Duration at .050 Lobe Lift, 224 Exh., 214 Int., 112 Degrees Lobe Separation
1	Prelube		55-403 Std Only	1.5 oz. packet
1	Prelube		55-400 Std Only	4 oz. bottle; 1.5 oz. packet No. 55-403 also avail.
16	Lifter	80-75	HT-817 Std Only	Hyd.
16	Lifter	80-75	HT-817R Std Only	Speed-Pro Hi-Revolution Hyd.
16	Lifter, Bulk	80-75	HT-817B Std Only	Hyd.; Carton of 128
16	Lifter, Bulk	80-75	HT-817RB Std Only	Speed-Pro Hi-Revolution Hyd.; Carton of 128
QTY	CAM KIT	YEARS	PART NO.	DESCRIPTION
1	Cam/Lifter Kit	80-75	KC-1103R	Emissions Legal Cam; CARB E.O. No. D-292-1; Hyd.; Pro-1500 Perf. Cam; Duration at .050", 194 Int., 204 Exh.; Valve lift .398" Int., .420" Exh.; Lobe Separation 112 Degrees; (1) 55-403B; (1) CS-1103R; (16) HT-817
1	Cam/Lifter Kit	80-75	KC-1014R	Emissions Legal Cam; CARB E.O. No. D-292-1; Hyd.; Pro-2000 Perf. Cam; Duration at .050", 204 Int., 214 Exh.; Valve lift .420" Int., .443" Exh.; Lobe Separation 112 Degrees; (1) 55-403B; (1) CS-1014R; (16) HT-817
1	Cam/Lifter Kit	80-75	KC-1106R	Emissions Legal Cam; CARB E.O. No. D-292-1; Hyd.; Pro-3000 Perf. Cam; Duration at .050", 214 Int., 224 Exh.; Valve lift .443" Int., .465" Exh.; Lobe Separation 112 Degrees; (1) 55-403B; (1) CS-1106R; (16) HT-817
1	Cam/Lifter Kit	80-75	KC-274	Hyd.; (1) 55-403B; (1) CS-274; (16) HT-817
1	Cam/Lifter/Timing Kit	80-75	KCT-1014R	Emissions Legal Cam; CARB E.O. No. D-292-1; Hyd.; Pro-2000 Perf. Cam; Duration at .050", 204 Int., 214 Exh.; Valve lift .420" Int., .443" Exh.; Lobe Separation 112 Degrees; (1) 55-403B; (1) CS-1014R; (1) CTS-1100NR; (16) HT-817
1	Cam/Lifter/Timing Kit	80	KCT-274C	Hyd.; Incl. double rlr. type chain; (1) 55-403B; (1) CS-274; (16) HT-817; (1) KT3-163S
1	Cam/Lifter/Timing Kit	79	KCT-274C	Exc. Chevrolet Blazer Base, K5 Blazer Cheyenne, Custom Deluxe I GMC Jimmy Base, High Sierra, Sierra Classic, Sierra Grande, Street Coupe; Hyd.; Incl. double rlr. type chain; (1) 55-403B; (1) CS-274; (16) HT-817; (1) KT3-163S
1	Cam/Lifter/Timing Kit	78-77	KCT-274C	Hyd.; Incl. double rlr. type chain; (1) 55-403B; (1) CS-274; (16) HT-817; (1) KT3-163S
1	Cam/Lifter/Timing Kit	76-75	KCT-274	Hyd.; w/.405" tooth width sprocket; (1) 55-403B; (1) CS-274; (16) HT-817; (1) KT3-499S
QTY	PUSH ROD	YEARS	PART NO.	DESCRIPTION
16	Push Rod	80-75	RP-3093 Std Only	7.7940" O.A.L.
16	Push Rod	80-75	RP-3212R Std-100-150-200	Chrome-Moly; 7.7900" O.A.L.
16	Push Rod, Bulk	80-75	BRP-3093 Std Only	Carton of 100; 7.7940" O.A.L.
16	Push Rod, Bulk	80-75	BRP-3212R Std-100	Chrome-Moly; Carton of 100; 7.7900" O.A.L.
QTY	ROCKER PARTS	YEARS	PART NO.	DESCRIPTION
16	Arm Assy.	80-75	R-826 Std Only	Incl. arm, ball & nut
16	Arm Assy., Bulk	80-75	R-826B Std Only	Incl. arm, ball & nut; Carton of 64
16	Arm	80-75	R-826A Std Only	
16	Rocker Arm Ball	80-75	MR-1783 Std Only	
16	Nut	80-75	MR-1751 Std Only	Self-locking, 3/8" x 24 threads
QTY	VALVE	YEARS	PART NO.	DESCRIPTION
8	Exhaust	80-75	V-1988X Std-3-15	1 groove; Chrome plated stem; Stellite face; 1.5000" Head Dia., 0.3718" Stem Dia., 4.9230" O.A.L.
8	Exhaust	80-75	V-2449X Std Only	Inconel X-751; Chrome plated stem; Premium Material; 1.5000" Head Dia., 0.3718" Stem Dia., 4.9230" O.A.L.

VALVE TRAIN

VALVE TRAIN

(continued on next page)

GMC Truck (Incl. SUV's)

95 400 6.6L (6556cc) OHV V8 (16 Valve) (Chevrolet), 4.125" Bore (GMC Eng.), 4 Bbl. "VIN R" 1980-1972
(cont.)

QTY	VALVE (cont.)	YEARS	PART NO.	DESCRIPTION
8	Exhaust	76-75	V-1904 Std-3-15-30	Chrome plated stem; 1.5000" Head Dia., 0.3414" Stem Dia., 4.9280" O.A.L.
8	Exhaust, Bulk	80-75	V-1988XB Std-15	1 groove; Chrome plated stem; Stellite face; Carton of 25; 1.5000" Head Dia., 0.3718" Stem Dia., 4.9230" O.A.L.
8	Exhaust, Bulk	76-75	V-1904B Std-15	Chrome plated stem; Carton of 25; 1.5000" Head Dia., 0.3414" Stem Dia., 4.9280" O.A.L.
8	Intake	80-75	V-1927 Std-15	Chrome plated stem; 1.7200" Head Dia., 0.3413" Stem Dia., 4.9170" O.A.L.
8	Intake	80-78	V-1926 Std-3-15	Chrome plated stem; 1.9400" Head Dia., 0.3414" Stem Dia., 4.8800" O.A.L.
8	Intake	80-78	V-1926Y 15 15	Chrome plated stem; w/.708" reduced end length; 1.9400" Head Dia., 0.3564" Stem Dia., 4.8800" O.A.L.
8	Intake, Bulk	80-75	V-1927B Std Only	Chrome plated stem; Carton of 25; 1.7200" Head Dia., 0.3413" Stem Dia., 4.9170" O.A.L.
8	Intake, Bulk	80-78	V-1926B Std-15	Chrome plated stem; Carton of 25; 1.9400" Head Dia., 0.3410" Stem Dia., 4.8800" O.A.L.
QTY	VALVE GUIDE	YEARS	PART NO.	DESCRIPTION
8	Guide	80-75	VG-5046 Std Only	Loc. Exh.; .502" OD; 0.3740" ID, 2.2500" O.A.L.
QTY	VALVE SPRING	YEARS	PART NO.	DESCRIPTION
8	Spring	80-75	VS-727 Std Only	Loc. Exh.; Incl. damper; 1.9100" Free Height
8	Spring	80-75	VS-677 Std Only	Loc. Int.; Incl. damper; 2.0300" Free Height
8	Spring, Bulk	80-75	VS-727B Std Only	Loc. Exh.; Incl. damper; Carton of 250; 1.9100" Free Height
8	Spring, Bulk	80-75	VS-677B Std Only	Loc. Int.; Incl. damper; Carton of 250; 2.0300" Free Height
QTY	VALVE SEAL	YEARS	PART NO.	DESCRIPTION
8	Valve Stem Seal	80-75	ST-2004 Std Only	Loc. Exh.; Positive type; Installation requires valve guide machining; (RBBTF) Rubber/PTFE
8	Valve Stem Seal	80-75	ST-2001 Std Only	Loc. Int.; Positive type; Installation requires valve guide machining; (RBBTF) Rubber/PTFE
16	Valve Stem Seal	80-75	MV-1233C Std Only	O-Ring; (RBB) Rubber
8	Valve Stem Seal Bulk	80-75	ST-2004BC Std Only	Loc. Exh.; Positive type; Installation requires valve guide machining; Carton of 100; (RBBTF) Rubber/PTFE
8	Valve Stem Seal Bulk	80-75	ST-2001BC Std Only	Loc. Int.; Positive type; Installation requires valve guide machining; Carton of 100; (RBBTF) Rubber/PTFE
16	Valve Stem Seal Bulk	80-75	MV-1233 Std Only	O-Ring; Carton of 100; (RBB) Rubber
QTY	VALVE SEAT	YEARS	PART NO.	DESCRIPTION
8	Seat	80-75	245-1562-1 Std Only	Loc. Exh.; 1.5675" OD, 1.3125" ID, 0.2160" Depth
8	Seat	80-75	245-1562-1N Std Only	Loc. Exh.; Premium Material; 1.5675" OD, 1.3125" ID, 0.2160" Depth
8	Seat	80-75	245-2125-1 Std Only	Loc. Int.; Use w/V-1926; 2.1305" OD, 1.8125" ID, 0.2480" Depth
8	Seat	80-75	245-1812-3 Std Only	Loc. Int.; Use w/V-1927; 1.8175" OD, 1.5000" ID, 0.2160" Depth
QTY	VALVE, MISC	YEARS	PART NO.	DESCRIPTION
32	Keeper	80-75	VK-115A Std Only	1 groove; Square cut key groove; Carton pack 24
32	Keeper	80-75	VK-115 Std Only	1 groove; Square cut key groove; Carton pack 32
32	Keeper	80-75	VK-115R Std Only	1 groove; Square cut key groove; Hardened
32	Keeper, Bulk	80-75	VK-115B Std Only	1 groove; Square cut key groove; Carton of 1000
16	Spring Insert	80-75	259-203C Std Only	.015"; Carton of 100
16	Spring Insert	80-75	259-203B Std Only	.030"; Carton of 100
16	Spring Insert	80-75	259-203BRS Std Only	.030"; Carton of 500
16	Spring Insert	80-75	259-203A Std Only	.060"; Carton of 100
16	Spring Insert	80-75	259-203ARS Std Only	.060"; Carton of 500
QTY	PISTON	YEARS	PART NO.	DESCRIPTION
8	Cast Piston	80-73	400AP Std-20-30-40-60	VINTAGE; Use w/E-243K or E-243X ring set; Cast; .9275" Pin Dia.; 2 Rings 5/64 Groove, 1 Ring 3/16 Groove, 1.540 CD, Recessed Head .160 deep x 3.445 dia. - 8.5:1 C.R.
8	Cast Piston - Individual	80-73	W400AP Std-20-30-40-60	VINTAGE; Use w/WE-243K or WE-243X ring set; Cast; .9275" Pin Dia.; 2 Rings 5/64 Groove, 1 Ring 3/16 Groove, 1.540 CD, Recessed Head .160 deep x 3.445 dia. - 8.5:1 C.R.
1	Cast Piston Set w/Prem. Rings	80-73	8K400AP 30 30-40	VINTAGE; Cast; .9275" Pin Dia.; 2 Rings 5/64 Groove, 1 Ring 3/16 Groove, 1.540 CD, Recessed Head .160 deep x 3.445 dia. - 8.5:1 C.R.
QTY	RINGS	YEARS	PART NO.	DESCRIPTION
1	Premium Set	80-75	R-10374 30 30-60	2-5/64, 1-3/16; Speed-Pro plasma-moly Perf. ring set
1	Premium Set	80-75	E-243K Std-20-30-40-60	VINTAGE; 2-5/64, 1-3/16; Premium Moly
1	Standard Set	80-75	E-243X Std-20-30-40-60	VINTAGE; 2-5/64, 1-3/16; Iron
QTY	ENGINE BEARINGS	YEARS	PART NO.	DESCRIPTION
1	Main Set	80-73	140M Std-1-1X-9-10-11-19-20	Performance; 3/4 grooved

VALVE TRAIN

VALVE TRAIN

BLOCK

BLOCK

(continued on next page)

GMC Truck (Incl. SUV's)

400 6.6L (6556cc) OHV V8 (16 Valve) (Chevrolet), 4.125" Bore (GMC Eng.), 4 Bbl. "VIN R" 1980-1972 95
(cont.)

	ENGINE BEARINGS	YEARS	PART NO.	DESCRIPTION
BLOCK	QTY (cont.)			
	1	Main Set	80-73 C140M Std-1-1X-10-20	Performance; 3/4 grooved; DUROSHIELD® coated bearings
	1	Main Set	80-73 4926MA Std-1-10-20-30	VINTAGE; A-Series aluminum bearings
	1	Rod Set	80-73 8-2555CP Std-1-10-20-30-40-50	8-2555CA 60 avail. as unplated & resizeable; Overplated copper-lead alloy
	1	Rod Set	80-73 8-2555A Std-1-10-20-30-40-50-60	A-Series aluminum bearings
	1	Rod Set	80-73 8-2555A 10X2 10X2-20X2-30X2-40X2	A-Series aluminum bearings ; Use in .002" O/S Rod Bore
	1	Rod Set	80-73 8-7095CH Std-1-10-20-30	Race Performance
	1	Rod Set	80-73 8-7100CH Std-1-1X-9-10-11-19-20-21-30	Race Performance; Chamfered on one side
	1	Rod Set	80-73 C8-7100CH Std-1-1X-10-20-30	Race Performance; DUROSHIELD® coated bearings; w/o Dowel hole; Chamfered on one side
	1	Rod Set	80-73 8-2555CA 60 60	Unplated & resizeable
	1	Rod Set	80-73 8-2555CP 10X2 + 10X2-20X2	Use in .002" O/S Rod Bore; Overplated copper-lead alloy; Superseded - When depleted use 8-2555A 10X2
	8	Rod Pair	80-73 2555A Std-1-2-10-20-30-40-50-60	A-Series aluminum bearings
	8	Rod Pair	80-73 2555CP Std-1-2-10-20-30-40-50	Overplated copper-lead alloy
	8	Rod Pair	80-73 7100CH Std-1-1X-10-20-30	Race Performance; Chamfered on one side
	8	Rod Pair	80-73 2555CA 60 60	Unplated & resizeable
8	Rod Pair	80-73 2555CP 10X2 + 10X2-20X2	Use in .002" O/S Rod Bore; Superseded - When depleted use 2555A 10X2	
1	Cam Set	80-73 1235M Std-1-10	Small block; Babbitt material; Full round design	
1	Cam Set	80-73 1749M Std Only	Small block; Bi-Metal Aluminum	
QTY	OIL PUMP	YEARS	PART NO.	DESCRIPTION
1	Oil Pump	80-75	224-4146	5/8" inlet
1	Oil Pump	80-75	224-4146A	High Pressure; 5/8" inlet
1	Oil Pump	80-75	224-4143	High Volume, check pan for clearance; 5/8" inlet; Use shaft w/steel guide
1	Inter. Shaft	80-75	224-6146E	Has steel shaft guide; Eliminates nylon shaft guide
1	Inter. Shaft	80-75	224-6146	Use w/nylon shaft guide
1	Oil Pump Shaft Guide	80-75	224-43343	Nylon
1	Screen Assy.	80-75	224-1246	5/8" inlet tube
QTY	GASKETS	YEARS	PART NO.	DESCRIPTION
1	Kit Gasket Set	80-72	260-1016	VINTAGE; Head bolts not incl.
2	Head Bolt Set	80-72	260-2500 Std Only	Replacement recommended
QTY	FREEZE PLUGS	YEARS	PART NO.	DESCRIPTION
1	Brass Block Plug Kit	79-72	381-8008	VINTAGE
1	Brass Deep Cup Freeze Plug	79-72	381-9001	VINTAGE; 1.625" Diameter
1	Steel Deep Cup Freeze Plug	79-72	381-3095	0.500" Diameter
1	Steel Shallow Cup Freeze Plug	79-72	381-2078	2.109" Diameter

400 6.6L (6556cc) OHV V8 (16 Valve) (Chevrolet), 4.125" Bore (GMC Eng.), 4 Bbl. "VIN U" 1976-1973 96

	TIMING	YEARS	PART NO.	DESCRIPTION
VALVE TRAIN	QTY			
	1	3 Piece Set	76 KT3-163S	Incl. double rlr. type chain; (1) 222-163; (1) 223-288; (1) 223-289
	1	Timing Set w/Gaskets	76 CTS-1003	Incl. double rlr. type chain
	1	Timing Chain	76 222-163	Double rlr.; 58 Links
	1	Crank Sprocket	76 223-289	Double row; 22 Teeth
1	Cam Sprocket	76 223-288	Double row; 44 Teeth	
QTY	CAMSHAFT/LIFTER	YEARS	PART NO.	DESCRIPTION
1	Camshaft	76-75	CS-274	Hydraulic, (050) Duration at .050 Lobe Lift, 203 Exh., 194 Int., 112 Degrees Lobe Separation
1	Performance Cam	76-75	CS-1103R	Emissions Legal Cam; CARB E.O. No. D-292-1; Pro-1500 Perf. Cam; 0.42" Exh. Valve Lift, 0.398" Int. Valve Lift, Hydraulic, (050) Duration at .050 Lobe Lift, 204 Exh., 194 Int., 112 Degrees Lobe Separation
1	Performance Cam	76-75	CS-1014R	Emissions Legal Cam; CARB E.O. No. D-292-1; Pro-2000 Perf. Cam; 0.443" Exh. Valve Lift, 0.42" Int. Valve Lift, Hydraulic, (050) Duration at .050 Lobe Lift, 214 Exh., 204 Int., 112 Degrees Lobe Separation
1	Performance Cam	76-75	CS-1106R	Emissions Legal Cam; CARB E.O. No. D-292-1; Pro-3000 Perf. Cam; 0.465" Exh. Valve Lift, 0.443" Int. Valve Lift, Hydraulic, (050) Duration at .050 Lobe Lift, 224 Exh., 214 Int., 112 Degrees Lobe Separation
1	Prelube		55-403 Std Only	1.5 oz. packet
1	Prelube		55-400 Std Only	4 oz. bottle; 1.5 oz. packet No. 55-403 also avail.

(continued on next page)

GMC Truck (Incl. SUV's)

96 400 6.6L (6556cc) OHV V8 (16 Valve) (Chevrolet), 4.125" Bore (GMC Eng.), 4 Bbl. "VIN U" 1976-1973
(cont.)

VALVE TRAIN

VALVE TRAIN

QTY	CAMSHAFT/LIFTER	YEARS	PART NO.	DESCRIPTION
16	Lifter	76-75	HT-817 Std Only	Hyd.
16	Lifter	76-75	HT-817R Std Only	Speed-Pro Hi-Revolution Hyd.
16	Lifter, Bulk	76-75	HT-817B Std Only	Hyd.; Carton of 128
16	Lifter, Bulk	76-75	HT-817RB Std Only	Speed-Pro Hi-Revolution Hyd.; Carton of 128
QTY	CAM KIT	YEARS	PART NO.	DESCRIPTION
1	Cam/Lifter Kit	76-75	KC-1103R	Emissions Legal Cam; CARB E.O. No. D-292-1; Hyd.; Pro-1500 Perf. Cam; Duration at .050", 194 Int., 204 Exh.; Valve lift .398" Int., .420" Exh.; Lobe Separation 112 Degrees; (1) 55-403B; (1) CS-1103R; (16) HT-817
1	Cam/Lifter Kit	76-75	KC-1014R	Emissions Legal Cam; CARB E.O. No. D-292-1; Hyd.; Pro-2000 Perf. Cam; Duration at .050", 204 Int., 214 Exh.; Valve lift .420" Int., .443" Exh.; Lobe Separation 112 Degrees; (1) 55-403B; (1) CS-1014R; (16) HT-817
1	Cam/Lifter Kit	76-75	KC-1106R	Emissions Legal Cam; CARB E.O. No. D-292-1; Hyd.; Pro-3000 Perf. Cam; Duration at .050", 214 Int., 224 Exh.; Valve lift .443" Int., .465" Exh.; Lobe Separation 112 Degrees; (1) 55-403B; (1) CS-1106R; (16) HT-817
1	Cam/Lifter Kit	76-75	KC-274	Hyd.; (1) 55-403B; (1) CS-274; (16) HT-817
1	Cam/Lifter/Timing Kit	76-75	KCT-1014R	Emissions Legal Cam; CARB E.O. No. D-292-1; Hyd.; Pro-2000 Perf. Cam; Duration at .050", 204 Int., 214 Exh.; Valve lift .420" Int., .443" Exh.; Lobe Separation 112 Degrees; (1) 55-403B; (1) CS-1014R; (1) CTS-1100NR; (16) HT-817
1	Cam/Lifter/Timing Kit	76	KCT-274C	Hyd.; Incl. double rlr. type chain; (1) 55-403B; (1) CS-274; (16) HT-817; (1) KT3-163S
1	Cam/Lifter/Timing Kit	76	KCT-274	GMC Sprint Base, Classic, Custom, Sierra Madre Del Sur, SP; Hyd.; w/.405" tooth width sprocket; (1) 55-403B; (1) CS-274; (16) HT-817; (1) KT3-499S
1	Cam/Lifter/Timing Kit	75	KCT-274	GMC Sprint Base, Classic, Custom, High Sierra, SP; Hyd.; w/.405" tooth width sprocket; (1) 55-403B; (1) CS-274; (16) HT-817; (1) KT3-499S
QTY	PUSH ROD	YEARS	PART NO.	DESCRIPTION
16	Push Rod	76-75	RP-3093 Std Only	7.7940" O.A.L.
16	Push Rod	76-75	RP-3212R Std-100-150-200	Chrome-Moly; 7.7900" O.A.L.
16	Push Rod, Bulk	76-75	BRP-3093 Std Only	Carton of 100; 7.7940" O.A.L.
16	Push Rod, Bulk	76-75	BRP-3212R Std-100	Chrome-Moly; Carton of 100; 7.7900" O.A.L.
QTY	ROCKER PARTS	YEARS	PART NO.	DESCRIPTION
16	Arm Assy.	76-75	R-826 Std Only	Incl. arm, ball & nut
16	Arm Assy., Bulk	76-75	R-826B Std Only	Incl. arm, ball & nut; Carton of 64
16	Arm	76-75	R-826A Std Only	
16	Rocker Arm Ball	76-75	MR-1783 Std Only	
16	Nut	76-75	MR-1751 Std Only	Self-locking, 3/8" x 24 threads
QTY	VALVE	YEARS	PART NO.	DESCRIPTION
8	Exhaust	76-75	V-1988X Std-3-15	1 groove; Chrome plated stem; Stellite face; 1.5000" Head Dia., 0.3718" Stem Dia., 4.9230" O.A.L.
8	Exhaust	76-75	V-1904 Std-3-15-30	Chrome plated stem; 1.5000" Head Dia., 0.3414" Stem Dia., 4.9280" O.A.L.
8	Exhaust	76-75	V-2449X Std Only	Inconel X-751; Chrome plated stem; Premium Material; 1.5000" Head Dia., 0.3718" Stem Dia., 4.9230" O.A.L.
8	Exhaust, Bulk	76-75	V-1988XB Std-15	1 groove; Chrome plated stem; Stellite face; Carton of 25; 1.5000" Head Dia., 0.3718" Stem Dia., 4.9230" O.A.L.
8	Exhaust, Bulk	76-75	V-1904B Std-15	Chrome plated stem; Carton of 25; 1.5000" Head Dia., 0.3414" Stem Dia., 4.9280" O.A.L.
8	Intake	76-75	V-1927 Std-15	Chrome plated stem; 1.7200" Head Dia., 0.3413" Stem Dia., 4.9170" O.A.L.
8	Intake, Bulk	76-75	V-1927B Std Only	Chrome plated stem; Carton of 25; 1.7200" Head Dia., 0.3413" Stem Dia., 4.9170" O.A.L.
QTY	VALVE GUIDE	YEARS	PART NO.	DESCRIPTION
8	Guide	76-75	VG-5046 Std Only	Loc. Exh.; .502" OD; 0.3740" ID, 2.2500" O.A.L.
QTY	VALVE SPRING	YEARS	PART NO.	DESCRIPTION
8	Spring	76-75	VS-727 Std Only	Loc. Exh.; Incl. damper; 1.9100" Free Height
8	Spring	76-75	VS-677 Std Only	Loc. Int.; Incl. damper; 2.0300" Free Height
8	Spring, Bulk	76-75	VS-727B Std Only	Loc. Exh.; Incl. damper; Carton of 250; 1.9100" Free Height
8	Spring, Bulk	76-75	VS-677B Std Only	Loc. Int.; Incl. damper; Carton of 250; 2.0300" Free Height
QTY	VALVE SEAL	YEARS	PART NO.	DESCRIPTION
8	Valve Stem Seal	76-75	ST-2004 Std Only	Loc. Exh.; Positive type; Installation requires valve guide machining; (RBBTF) Rubber/PTFE
8	Valve Stem Seal	76-75	ST-2001 Std Only	Loc. Int.; Positive type; Installation requires valve guide machining; (RBBTF) Rubber/PTFE
16	Valve Stem Seal	76-75	MV-1233C Std Only	O-Ring; (RBB) Rubber

(continued on next page)

GMC Truck (Incl. SUV's)

400 6.6L (6556cc) OHV V8 (16 Valve) (Chevrolet), 4.125" Bore (GMC Eng.), 4 Bbl. "VIN U" 1976-1973 96
(cont.)

	QTY	VALVE SEAL (cont.)	YEARS	PART NO.	DESCRIPTION	
VALVE TRAIN	8	Valve Stem Seal Bulk	76-75	ST-2004BC Std Only	Loc. Exh.; Positive type; Installation requires valve guide machining; Carton of 100; (RBBTF) Rubber/PTFE	
	8	Valve Stem Seal Bulk	76-75	ST-2001BC Std Only	Loc. Int.; Positive type; Installation requires valve guide machining; Carton of 100; (RBBTF) Rubber/PTFE	
	16	Valve Stem Seal Bulk	76-75	MV-1233 Std Only	O-Ring; Carton of 100; (RBB) Rubber	
	8	VALVE SEAT		YEARS	PART NO.	DESCRIPTION
		Seat	76-75	245-1562-1 Std Only	Loc. Exh.; 1.5675" OD, 1.3125" ID, 0.2160" Depth	
		Seat	76-75	245-1562-1N Std Only	Loc. Exh.; Premium Material; 1.5675" OD, 1.3125" ID, 0.2160" Depth	
		Seat	76-75	245-2125-1 Std Only	Loc. Int.; Use w/V-1926; 2.1305" OD, 1.8125" ID, 0.2480" Depth	
	8	Seat	76-75	245-1812-3 Std Only	Loc. Int.; Use w/V-1927; 1.8175" OD, 1.5000" ID, 0.2160" Depth	
		VALVE, MISC		YEARS	PART NO.	DESCRIPTION
		32 Keeper	76-75	VK-115A Std Only	1 groove; Square cut key groove; Carton pack 24	
		32 Keeper	76-75	VK-115 Std Only	1 groove; Square cut key groove; Carton pack 32	
	32 Keeper	76-75	VK-115R Std Only	1 groove; Square cut key groove; Hardened		
	32 Keeper, Bulk	76-75	VK-115B Std Only	1 groove; Square cut key groove; Carton of 1000		
	16 Spring Insert	76-75	259-203C Std Only	.015"; Carton of 100		
	16 Spring Insert	76-75	259-203B Std Only	.030"; Carton of 100		
	16 Spring Insert	76-75	259-203BRS Std Only	.030"; Carton of 500		
16 Spring Insert	76-75	259-203A Std Only	.060"; Carton of 100			
16 Spring Insert	76-75	259-203ARS Std Only	.060"; Carton of 500			
BLOCK	PISTON		YEARS	PART NO.	DESCRIPTION	
	8	Cast Piston	76-73	400AP Std-20-30-40-60	VINTAGE; Use w/E-243K or E-243X ring set; Cast; .9275" Pin Dia.; 2 Rings 5/64 Groove, 1 Ring 3/16 Groove, 1.540 CD, Recessed Head .160 deep x 3.445 dia. - 8.5:1 C.R.	
	8	Cast Piston - Individual	76-73	W400AP Std-20-30-40-60	VINTAGE; Use w/WE-243K or WE-243X ring set; Cast; .9275" Pin Dia.; 2 Rings 5/64 Groove, 1 Ring 3/16 Groove, 1.540 CD, Recessed Head .160 deep x 3.445 dia. - 8.5:1 C.R.	
	1	Cast Piston Set w/Prem. Rings	76-73	8K400AP 30 30-40	VINTAGE; Cast; .9275" Pin Dia.; 2 Rings 5/64 Groove, 1 Ring 3/16 Groove, 1.540 CD, Recessed Head .160 deep x 3.445 dia. - 8.5:1 C.R.	
	RINGS		YEARS	PART NO.	DESCRIPTION	
	1	Premium Set	76-75	R-10374 30 30-60	2-5/64, 1-3/16; Speed-Pro plasma-moly Perf. ring set	
	1	Premium Set	76-75	E-243K Std-20-30-40-60	VINTAGE; 2-5/64, 1-3/16; Premium Moly	
	1	Standard Set	76-75	E-243X Std-20-30-40-60	VINTAGE; 2-5/64, 1-3/16; Iron	
	ENGINE BEARINGS		YEARS	PART NO.	DESCRIPTION	
	1	Main Set	76-73	140M Std-1-1X-9-10-11-19-20	Performance; 3/4 grooved	
	1	Main Set	76-73	C140M Std-1-1X-10-20	Performance; 3/4 grooved; DUROSHIELD® coated bearings	
	1	Main Set	76-73	4926MA Std-1-10-20-30	VINTAGE; A-Series aluminum bearings	
	1	Rod Set	76-73	8-2555CP Std-1-10-20-30-40-50	8-2555CA 60 avail. as unplated & resizeable; Overplated copper-lead alloy	
	1	Rod Set	76-73	8-2555A Std-1-10-20-30-40-50-60	A-Series aluminum bearings	
	1	Rod Set	76-73	8-2555A 10X2 10X2-20X2-30X2-40X2	A-Series aluminum bearings; Use in .002" O/S Rod Bore	
	1	Rod Set	76-73	8-7095CH Std-1-10-20-30	Race Performance	
	1	Rod Set	76-73	8-7100CH Std-1-1X-9-10-11-19-20-21-30	Race Performance; Chamfered on one side	
	1	Rod Set	76-73	C8-7100CH Std-1-1X-10-20-30	Race Performance; DUROSHIELD® coated bearings; w/o Dowel hole; Chamfered on one side	
	1	Rod Set	76-73	8-2555CA 60 60	Unplated & resizeable	
	1	Rod Set	76-73	8-2555CP 10X2 + 10X2-20X2	Use in .002" O/S Rod Bore; Overplated copper-lead alloy; Superseded - When depleted use 8-2555A 10X2	
	8	Rod Pair	76-73	2555A Std-1-2-10-20-30-40-50-60	A-Series aluminum bearings	
	8	Rod Pair	76-73	2555CP Std-1-2-10-20-30-40-50	Overplated copper-lead alloy	
	8	Rod Pair	76-73	7100CH Std-1-1X-10-20-30	Race Performance; Chamfered on one side	
	8	Rod Pair	76-73	2555CA 60 60	Unplated & resizeable	
	8	Rod Pair	76-73	2555CP 10X2 + 10X2-20X2	Use in .002" O/S Rod Bore; Superseded - When depleted use 2555A 10X2	
1	Cam Set	76-73	1235M Std-1-10	Small block; Babbitt material; Full round design		
1	Cam Set	76-73	1749M Std Only	Small block; Bi-Metal Aluminum		
OIL PUMP		YEARS	PART NO.	DESCRIPTION		
1	Oil Pump	76-75	224-4146	5/8" inlet		
1	Oil Pump	76-75	224-4146A	High Pressure; 5/8" inlet		

(continued on next page)

GMC Truck (Incl. SUV's)

96 400 6.6L (6556cc) OHV V8 (16 Valve) (Chevrolet), 4.125" Bore (GMC Eng.), 4 Bbl. "VIN U" 1976-1973
(cont.)

BLOCK	QTY	OIL PUMP (cont.)	YEARS	PART NO.	DESCRIPTION	BLOCK
	1	Oil Pump	76-75	224-4143	High Volume, check pan for clearance; 5/8" inlet; Use shaft w/steel guide	
	1	Inter. Shaft	76-75	224-6146E	Has steel shaft guide; Eliminates nylon shaft guide	
	1	Inter. Shaft	76-75	224-6146	Use w/nylon shaft guide	
	1	Oil Pump Shaft Guide	76-75	224-43343	Nylon	
1	Screen Assy.	76-75	224-1246	5/8" inlet tube		
QTY	GASKETS	YEARS	PART NO.	DESCRIPTION		
1	Kit Gasket Set	76-73	260-1016	VINTAGE; Head bolts not incl.		
2	Head Bolt Set	76-73	260-2500 Std Only	Replacement recommended		
QTY	FREEZE PLUGS	YEARS	PART NO.	DESCRIPTION		
1	Brass Block Plug Kit	76-73	381-8008	VINTAGE		
1	Brass Deep Cup Freeze Plug	76-73	381-9001	VINTAGE; 1.625" Diameter		
1	Steel Deep Cup Freeze Plug	76-73	381-3095	0.500" Diameter		
1	Steel Shallow Cup Freeze Plug	76-73	381-2078	2.109" Diameter		

97 400 6.6L (6556cc) OHV V8 (16 Valve) (Chevrolet), 4.125" Bore (GMC Eng.), 4 Bbl. "VIN X" 1980

VALVE TRAIN	QTY	TIMING	YEARS	PART NO.	DESCRIPTION	VALVE TRAIN
	1	3 Piece Set	80	KT3-163S	Incl. double rlr. type chain; (1) 222-163; (1) 223-288; (1) 223-289	
	1	Timing Set w/Gaskets	80	CTS-1003	Incl. double rlr. type chain	
	1	Timing Chain	80	222-163	Double rlr.; 58 Links	
	1	Crank Sprocket	80	223-289	Double row; 22 Teeth	
1	Cam Sprocket	80	223-288	Double row; 44 Teeth		
QTY	CAMSHAFT/LIFTER	YEARS	PART NO.	DESCRIPTION		
1	Camshaft	80	CS-274	Hydraulic, (050) Duration at .050 Lobe Lift, 203 Exh., 194 Int., 112 Degrees Lobe Separation		
1	Performance Cam	80	CS-1103R	Emissions Legal Cam; CARB E.O. No. D-292-1; Pro-1500 Perf. Cam; 0.42" Exh. Valve Lift, 0.398" Int. Valve Lift, Hydraulic, (050) Duration at .050 Lobe Lift, 204 Exh., 194 Int., 112 Degrees Lobe Separation		
1	Performance Cam	80	CS-1014R	Emissions Legal Cam; CARB E.O. No. D-292-1; Pro-2000 Perf. Cam; 0.443" Exh. Valve Lift, 0.42" Int. Valve Lift, Hydraulic, (050) Duration at .050 Lobe Lift, 214 Exh., 204 Int., 112 Degrees Lobe Separation		
1	Performance Cam	80	CS-1106R	Emissions Legal Cam; CARB E.O. No. D-292-1; Pro-3000 Perf. Cam; 0.465" Exh. Valve Lift, 0.443" Int. Valve Lift, Hydraulic, (050) Duration at .050 Lobe Lift, 224 Exh., 214 Int., 112 Degrees Lobe Separation		
1	Prelube		55-403 Std Only	1.5 oz. packet		
1	Prelube		55-400 Std Only	4 oz. bottle; 1.5 oz. packet No. 55-403 also avail.		
16	Lifter	80	HT-817 Std Only	Hyd.		
16	Lifter	80	HT-817R Std Only	Speed-Pro Hi-Revolution Hyd.		
16	Lifter, Bulk	80	HT-817B Std Only	Hyd.; Carton of 128		
16	Lifter, Bulk	80	HT-817RB Std Only	Speed-Pro Hi-Revolution Hyd.; Carton of 128		
QTY	CAM KIT	YEARS	PART NO.	DESCRIPTION		
1	Cam/Lifter Kit	80	KC-1103R	Emissions Legal Cam; CARB E.O. No. D-292-1; Hyd.; Pro-1500 Perf. Cam; Duration at .050", 194 Int., 204 Exh.; Valve lift .398" Int., .420" Exh.; Lobe Separation 112 Degrees; (1) 55-403B; (1) CS-1103R; (16) HT-817		
1	Cam/Lifter Kit	80	KC-1014R	Emissions Legal Cam; CARB E.O. No. D-292-1; Hyd.; Pro-2000 Perf. Cam; Duration at .050", 204 Int., 214 Exh.; Valve lift .420" Int., .443" Exh.; Lobe Separation 112 Degrees; (1) 55-403B; (1) CS-1014R; (16) HT-817		
1	Cam/Lifter Kit	80	KC-1106R	Emissions Legal Cam; CARB E.O. No. D-292-1; Hyd.; Pro-3000 Perf. Cam; Duration at .050", 214 Int., 224 Exh.; Valve lift .443" Int., .465" Exh.; Lobe Separation 112 Degrees; (1) 55-403B; (1) CS-1106R; (16) HT-817		
1	Cam/Lifter Kit	80	KC-274	Hyd.; (1) 55-403B; (1) CS-274; (16) HT-817		
1	Cam/Lifter/Timing Kit	80	KCT-1014R	Emissions Legal Cam; CARB E.O. No. D-292-1; Hyd.; Pro-2000 Perf. Cam; Duration at .050", 204 Int., 214 Exh.; Valve lift .420" Int., .443" Exh.; Lobe Separation 112 Degrees; (1) 55-403B; (1) CS-1014R; (1) CTS-1100NR; (16) HT-817		
1	Cam/Lifter/Timing Kit	80	KCT-274C	Hyd.; Incl. double rlr. type chain; (1) 55-403B; (1) CS-274; (16) HT-817; (1) KT3-163S		
QTY	PUSH ROD	YEARS	PART NO.	DESCRIPTION		
16	Push Rod	80	RP-3093 Std Only	7.7940" O.A.L.		
16	Push Rod	80	RP-3212R Std-100-150-200	Chrome-Moly; 7.7900" O.A.L.		
16	Push Rod, Bulk	80	BRP-3093 Std Only	Carton of 100; 7.7940" O.A.L.		
16	Push Rod, Bulk	80	BRP-3212R Std-100	Chrome-Moly; Carton of 100; 7.7900" O.A.L.		

(continued on next page)

GMC Truck (Incl. SUV's)

400 6.6L (6556cc) OHV V8 (16 Valve) (Chevrolet), 4.125" Bore (GMC Eng.), 4 Bbl. "VIN X" 1980 97
(cont.)

QTY	ROCKER PARTS	YEARS	PART NO.	DESCRIPTION
16	Arm Assy.	80	R-826 Std Only	Incl. arm, ball & nut
16	Arm Assy., Bulk	80	R-826B Std Only	Incl. arm, ball & nut; Carton of 64
16	Arm	80	R-826A Std Only	
16	Rocker Arm Ball	80	MR-1783 Std Only	
16	Nut	80	MR-1751 Std Only	Self-locking, 3/8" x 24 threads
QTY	VALVE	YEARS	PART NO.	DESCRIPTION
8	Exhaust	80	V-1988X Std-3-15	1 groove; Chrome plated stem; Stellite face; 1.5000" Head Dia., 0.3718" Stem Dia., 4.9230" O.A.L.
8	Exhaust	80	V-2449X Std Only	Inconel X-751; Chrome plated stem; Premium Material; 1.5000" Head Dia., 0.3718" Stem Dia., 4.9230" O.A.L.
8	Exhaust, Bulk	80	V-1988XB Std-15	1 groove; Chrome plated stem; Stellite face; Carton of 25; 1.5000" Head Dia., 0.3718" Stem Dia., 4.9230" O.A.L.
8	Intake	80	V-1927 Std-15	Chrome plated stem; 1.7200" Head Dia., 0.3413" Stem Dia., 4.9170" O.A.L.
8	Intake	80	V-1926 Std-3-15	Chrome plated stem; 1.9400" Head Dia., 0.3414" Stem Dia., 4.8800" O.A.L.
8	Intake	80	V-1926Y 15 15	Chrome plated stem; w/.708" reduced end length; 1.9400" Head Dia., 0.3564" Stem Dia., 4.8800" O.A.L.
8	Intake, Bulk	80	V-1927B Std Only	Chrome plated stem; Carton of 25; 1.7200" Head Dia., 0.3413" Stem Dia., 4.9170" O.A.L.
8	Intake, Bulk	80	V-1926B Std-15	Chrome plated stem; Carton of 25; 1.9400" Head Dia., 0.3410" Stem Dia., 4.8800" O.A.L.
QTY	VALVE GUIDE	YEARS	PART NO.	DESCRIPTION
8	Guide	80	VG-5046 Std Only	Loc. Exh.; .502" OD; 0.3740" ID, 2.2500" O.A.L.
QTY	VALVE SPRING	YEARS	PART NO.	DESCRIPTION
8	Spring	80	VS-727 Std Only	Loc. Exh.; Incl. damper; 1.9100" Free Height
8	Spring	80	VS-677 Std Only	Loc. Int.; Incl. damper; 2.0300" Free Height
8	Spring, Bulk	80	VS-727B Std Only	Loc. Exh.; Incl. damper; Carton of 250; 1.9100" Free Height
8	Spring, Bulk	80	VS-677B Std Only	Loc. Int.; Incl. damper; Carton of 250; 2.0300" Free Height
QTY	VALVE SEAL	YEARS	PART NO.	DESCRIPTION
8	Valve Stem Seal	80	ST-2004 Std Only	Loc. Exh.; Positive type; Installation requires valve guide machining; (RBBTF) Rubber/PTFE
8	Valve Stem Seal	80	ST-2001 Std Only	Loc. Int.; Positive type; Installation requires valve guide machining; (RBBTF) Rubber/PTFE
16	Valve Stem Seal	80	MV-1233C Std Only	O-Ring; (RBB) Rubber
8	Valve Stem Seal Bulk	80	ST-2004BC Std Only	Loc. Exh.; Positive type; Installation requires valve guide machining; Carton of 100; (RBBTF) Rubber/PTFE
8	Valve Stem Seal Bulk	80	ST-2001BC Std Only	Loc. Int.; Positive type; Installation requires valve guide machining; Carton of 100; (RBBTF) Rubber/PTFE
16	Valve Stem Seal Bulk	80	MV-1233 Std Only	O-Ring; Carton of 100; (RBB) Rubber
QTY	VALVE SEAT	YEARS	PART NO.	DESCRIPTION
8	Seat	80	245-1562-1 Std Only	Loc. Exh.; 1.5675" OD, 1.3125" ID, 0.2160" Depth
8	Seat	80	245-1562-1N Std Only	Loc. Exh.; Premium Material; 1.5675" OD, 1.3125" ID, 0.2160" Depth
8	Seat	80	245-2125-1 Std Only	Loc. Int.; Use w/V-1926; 2.1305" OD, 1.8125" ID, 0.2480" Depth
8	Seat	80	245-1812-3 Std Only	Loc. Int.; Use w/V-1927; 1.8175" OD, 1.5000" ID, 0.2160" Depth
QTY	VALVE, MISC	YEARS	PART NO.	DESCRIPTION
32	Keeper	80	VK-115A Std Only	1 groove; Square cut key groove; Carton pack 24
32	Keeper	80	VK-115 Std Only	1 groove; Square cut key groove; Carton pack 32
32	Keeper	80	VK-115R Std Only	1 groove; Square cut key groove; Hardened
32	Keeper, Bulk	80	VK-115B Std Only	1 groove; Square cut key groove; Carton of 1000
16	Spring Insert	80	259-203C Std Only	.015"; Carton of 100
16	Spring Insert	80	259-203B Std Only	.030"; Carton of 100
16	Spring Insert	80	259-203BRS Std Only	.030"; Carton of 500
16	Spring Insert	80	259-203A Std Only	.060"; Carton of 100
16	Spring Insert	80	259-203ARS Std Only	.060"; Carton of 500
QTY	PISTON	YEARS	PART NO.	DESCRIPTION
8	Cast Piston	80	400AP Std-20-30-40-60	VINTAGE; Use w/E-243K or E-243X ring set; Cast; .9275" Pin Dia.; 2 Rings 5/64 Groove, 1 Ring 3/16 Groove, 1.540 CD, Recessed Head .160 deep x 3.445 dia. - 8.5:1 C.R.
8	Cast Piston - Individual	80	W400AP Std-20-30-40-60	VINTAGE; Use w/WE-243K or WE-243X ring set; Cast; .9275" Pin Dia.; 2 Rings 5/64 Groove, 1 Ring 3/16 Groove, 1.540 CD, Recessed Head .160 deep x 3.445 dia. - 8.5:1 C.R.
1	Cast Piston Set w/Prem. Rings	80	8K400AP 30 30-40	VINTAGE; Cast; .9275" Pin Dia.; 2 Rings 5/64 Groove, 1 Ring 3/16 Groove, 1.540 CD, Recessed Head .160 deep x 3.445 dia. - 8.5:1 C.R.

(continued on next page)

GMC Truck (Incl. SUV's)

97 400 6.6L (6556cc) OHV V8 (16 Valve) (Chevrolet), 4.125" Bore (GMC Eng.), 4 Bbl. "VIN X" 1980
(cont.)

QTY	RINGS	YEARS	PART NO.	DESCRIPTION
1	Premium Set	80	R-10374 30 30-60	2-5/64, 1-3/16; Speed-Pro plasma-moly Perf. ring set
1	Premium Set	80	E-243K Std-20-30-40-60	VINTAGE; 2-5/64, 1-3/16; Premium Moly
1	Standard Set	80	E-243X Std-20-30-40-60	VINTAGE; 2-5/64, 1-3/16; Iron
QTY	ENGINE BEARINGS	YEARS	PART NO.	DESCRIPTION
1	Main Set	80	140M Std-1-1X-9-10-11-19-20	Performance; 3/4 grooved
1	Main Set	80	C140M Std-1-1X-10-20	Performance; 3/4 grooved; DUROSHIELD® coated bearings
1	Main Set	80	4926MA Std-1-10-20-30	VINTAGE; A-Series aluminum bearings
1	Rod Set	80	8-2555CP Std-1-10-20-30-40-50	8-2555CA 60 avail. as unplated & resizeable; Overplated copper-lead alloy
1	Rod Set	80	8-2555A Std-1-10-20-30-40-50-60	A-Series aluminum bearings
1	Rod Set	80	8-2555A 10X2 10X2-20X2-30X2-40X2	A-Series aluminum bearings; Use in .002" O/S Rod Bore
1	Rod Set	80	8-7095CH Std-1-10-20-30	Race Performance
1	Rod Set	80	8-7100CH Std-1-1X-9-10-11-19-20-21-30	Race Performance; Chamfered on one side
1	Rod Set	80	C8-7100CH Std-1-1X-10-20-30	Race Performance; DUROSHIELD® coated bearings; w/o Dowel hole; Chamfered on one side
1	Rod Set	80	8-2555CA 60 60	Unplated & resizeable
1	Rod Set	80	8-2555CP 10X2 + 10X2-20X2	Use in .002" O/S Rod Bore; Overplated copper-lead alloy; Superseded - When depleted use 8-2555A 10X2
8	Rod Pair	80	2555A Std-1-2-10-20-30-40-50-60	A-Series aluminum bearings
8	Rod Pair	80	2555CP Std-1-2-10-20-30-40-50	Overplated copper-lead alloy
8	Rod Pair	80	7100CH Std-1-1X-10-20-30	Race Performance; Chamfered on one side
8	Rod Pair	80	2555CA 60 60	Unplated & resizeable
8	Rod Pair	80	2555CP 10X2 + 10X2-20X2	Use in .002" O/S Rod Bore; Superseded - When depleted use 2555A 10X2
1	Cam Set	80	1235M Std-1-10	Small block; Babbitt material; Full round design
1	Cam Set	80	1749M Std Only	Small block; Bi-Metal Aluminum
QTY	OIL PUMP	YEARS	PART NO.	DESCRIPTION
1	Oil Pump	80	224-4146	5/8" inlet
1	Oil Pump	80	224-4146A	High Pressure; 5/8" inlet
1	Oil Pump	80	224-4143	High Volume, check pan for clearance; 5/8" inlet; Use shaft w/steel guide
1	Inter. Shaft	80	224-6146E	Has steel shaft guide; Eliminates nylon shaft guide
1	Inter. Shaft	80	224-6146	Use w/nylon shaft guide
1	Oil Pump Shaft Guide	80	224-43343	Nylon
1	Screen Assy.	80	224-1246	5/8" inlet tube
QTY	GASKETS	YEARS	PART NO.	DESCRIPTION
1	Kit Gasket Set	80	260-1016	VINTAGE; Head bolts not incl.
2	Head Bolt Set	80	260-2500 Std Only	Replacement recommended

98 400 6.6L (6556cc) OHV V8 (16 Valve) (Chevrolet), 4.125" Bore (GMC Eng.), 4 Bbl. 1971-1970

QTY	PISTON	YEARS	PART NO.	DESCRIPTION
8	POWERFORGED	71	L-2383F 30 30-40-60	Use w/E-243K or E-243X ring set; Powerforged; 0.9897" Pin Dia.; 2 Rings 5/64 Groove, 1 Ring 3/16 Groove, 1.770 CD, .110 dome, 1 relief; DUROSHIELD® skirt coated piston
8	POWERFORGED Piston-Individual	71	WL-2383F 30 30-40-60	Use w/WE-243K or WE-243X ring set; Powerforged; 0.9897" Pin Dia.; 2 Rings 5/64 Groove, 1 Ring 3/16 Groove, 1.770 CD, .110 dome, 1 relief; DUROSHIELD® skirt coated piston
QTY	GASKETS	YEARS	PART NO.	DESCRIPTION
1	Kit Gasket Set	71-70	260-1016	VINTAGE; Head bolts not incl.
2	Head Bolt Set	71-70	260-2500 Std Only	Replacement recommended

99 402 6.6L (6588cc) OHV V8 (16 Valve) (Chevrolet), 4.125" Bore (GMC Eng.), 4 Bbl. "VIN E" 1972-1970

QTY	TIMING	YEARS	PART NO.	DESCRIPTION
1	3 Piece Set	72-70	KT3-501SA	Incl. silent type chain; (1) 222-501; (1) 223-392; (1) 223-393
1	Timing Chain	72-70	222-501	Silent type; 50 Links
1	Crank Sprocket	72-70	223-393	19 Teeth
1	Cam Sprocket	72-70	223-392	38 Teeth
QTY	CAMSHAFT/LIFTER	YEARS	PART NO.	DESCRIPTION
1	Camshaft	72-70	CS-774	Hydraulic, (050) Duration at .050 Lobe Lift, 203 Exh., 193 Int., 112 Degrees Lobe Separation

(continued on next page)

GMC Truck (Incl. SUV's)

402 6.6L (6588cc) OHV V8 (16 Valve) (Chevrolet), 4.125" Bore (GMC Eng.), 4 Bbl. "VIN E" 1972-1970 99
(cont.)

QTY	CAMSHAFT/LIFTER	YEARS	PART NO.	DESCRIPTION
1	(cont.) Performance Cam	72-70	CS-1004R	Pro-1500 Perf. Cam; Use w/Hyd. lifters; 0.464" Exh. Valve Lift, 0.439" Int. Valve Lift, Hydraulic, (050) Duration at .050 Lobe Lift, 200 Exh., 190 Int., 110 Degrees Lobe Separation
1	Performance Cam	72-70	CS-1088R	Pro-2000 Perf. Cam; Use w/Hyd. lifters; 0.501" Exh. Valve Lift, 0.476" Int. Valve Lift, Hydraulic, (050) Duration at .050 Lobe Lift, 214 Exh., 204 Int., 112 Degrees Lobe Separation
1	Performance Cam	72-70	CS-1015R	Pro-3000 Perf. Cam; Use w/Hyd. lifters; 0.527" Exh. Valve Lift, 0.501" Int. Valve Lift, Hydraulic, (050) Duration at .050 Lobe Lift, 224 Exh., 214 Int., 112 Degrees Lobe Separation
1	Prelube		55-403 Std Only	1.5 oz. packet
1	Prelube		55-400 Std Only	4 oz. bottle; 1.5 oz. packet No. 55-403 also avail.
16	Lifter	72-70	HT-817 Std Only	Hyd.
16	Lifter, Bulk	72-70	HT-817B Std Only	Hyd.; Carton of 128
QTY	CAM KIT	YEARS	PART NO.	DESCRIPTION
1	Cam/Lifter Kit	72-70	KC-774	Hyd.; (1) 55-403B; (1) CS-774; (16) HT-817
1	Cam/Lifter Kit	72-70	KC-1004R	Hyd.; Pro-1500 Perf. Cam; Duration at .050", 190 Int., 202 Exh.; Valve lift .454" Int., .480" Exh.; Lobe Separation 110 Degrees; (1) 55-403B; (1) CS-1004R; (16) HT-817
1	Cam/Lifter Kit	72-70	KC-1088R	Hyd.; Pro-2000 Perf. Cam; Duration at .050", 204 Int., 214 Exh.; Valve lift .476" Int., .501" Exh.; Lobe Separation 112 Degrees; (1) 55-403B; (1) CS-1088R; (16) HT-817
1	Cam/Lifter Kit	72-70	KC-1015R	Hyd.; Pro-3000 Perf. Cam; Duration at .050", 214 Int., 224 Exh.; Valve lift .501" Int., .527" Exh.; Lobe Separation 112 Degrees; (1) 55-403B; (1) CS-1015R; (16) HT-817
1	Cam/Lifter/Timing Kit	72-70	KCT-774	Hyd.; Incl. silent type chain; (1) 55-403B; (1) CS-774; (16) HT-817; (1) KT3-501SA
1	Cam/Lifter/Timing Kit	72-70	KCT-1004R	Hyd.; Pro-1500 Perf. Cam; Duration at .050", 190 Int., 202 Exh.; Valve lift .454" Int., .480" Exh.; Lobe Separation 110 Degrees; (1) 55-403B; (1) CS-1004R; (1) CTS-1110NR; (16) HT-817
1	Cam/Lifter/Timing Kit	72-70	KCT-1088R	Hyd.; Pro-2000 Perf. Cam; Duration at .050", 204 Int., 214 Exh.; Valve lift .476" Int., .501" Exh.; Lobe Separation 112 Degrees; (1) 55-403B; (1) CS-1088R; (1) CTS-1110NR; (16) HT-817
1	Cam/Lifter/Timing Kit	72-70	KCT-1015R	Hyd.; Pro-3000 Perf. Cam; Duration at .050", 214 Int., 224 Exh.; Valve lift .501" Int., .527" Exh.; Lobe Separation 112 Degrees; (1) 55-403B; (1) CS-1015R; (1) CTS-1110NR; (16) HT-817
QTY	PUSH ROD	YEARS	PART NO.	DESCRIPTION
8	Push Rod	72-70	RP-3181 Std Only	Loc. Exh.; .3125" dia.; 9.2520" O.A.L.
8	Push Rod	72-70	RP-3182 Std Only	Loc. Int.; .3125" dia.; 8.2800" O.A.L.
8	Push Rod, Bulk	72-70	BRP-3181 Std Only	Loc. Exh.; .3125" dia.; Carton of 100; 9.2520" O.A.L.
8	Push Rod, Bulk	72-70	BRP-3182 Std Only	Loc. Int.; .3125" dia.; Carton of 100; 8.2800" O.A.L.
QTY	ROCKER PARTS	YEARS	PART NO.	DESCRIPTION
16	Arm Assy.	72-70	R-851 Std Only	Incl. arm, ball & nut
16	Arm Assy., Bulk	72-70	R-851B Std Only	Incl. arm, ball & nut; Carton of 64
16	Arm	72-70	R-851A Std Only	
16	Rocker Arm Ball	72-70	MR-1815 Std Only	
16	Nut	72-70	MR-1813 Std Only	7/16" thread
QTY	VALVE	YEARS	PART NO.	DESCRIPTION
8	Exhaust	72-70	V-1911 Std-3-15	VINTAGE; Chrome plated stem; 1.7200" Head Dia., 0.3718" Stem Dia., 5.3550" O.A.L.
8	Exhaust, Bulk	72-70	V-1911B Std-15	VINTAGE; Chrome plated stem; Carton of 25; 1.7200" Head Dia., 0.3718" Stem Dia., 5.3550" O.A.L.
8	Intake	72-70	V-1912 Std-3-15	Chrome plated stem; 2.0650" Head Dia., 0.3720" Stem Dia., 5.2300" O.A.L.
8	Intake, Bulk	72-70	V-1912B Std Only	Chrome plated stem; Carton of 25; 2.0650" Head Dia., 0.3720" Stem Dia., 5.2300" O.A.L.
QTY	VALVE GUIDE	YEARS	PART NO.	DESCRIPTION
8	Guide	72-70	VG-688 Std Only	Loc. Exh.; 0.3740" ID, 2.6300" O.A.L.
8	Guide	72-70	VG-689 Std Only	Loc. Int.; 0.3735" ID, 2.4200" O.A.L.
8	Guide, Bulk	72-70	VG-689B Std Only	Loc. Int.; Carton of 50; 0.3735" ID, 2.4200" O.A.L.
QTY	VALVE SPRING	YEARS	PART NO.	DESCRIPTION
16	Spring	72-71	VS-708 Std Only	Double spring; 2.1200" Free Height
16	Spring	70	VS-657 Std Only	VINTAGE; Single spring; Incl. damper; 2.1100" Free Height
QTY	VALVE SEAL	YEARS	PART NO.	DESCRIPTION
16	Valve Stem Seal	72-70	MV-1769C Std Only	Umbrella type; (PLY) Polyacrylate

VALVE TRAIN

VALVE TRAIN

(continued on next page)

GMC Truck (Incl. SUV's)

99 402 6.6L (6588cc) OHV V8 (16 Valve) (Chevrolet), 4.125" Bore (GMC Eng.), 4 Bbl. "VIN E" 1972-1970
(cont.)

VALVE TRAIN		QTY	VALVE SEAL (cont.)	YEARS	PART NO.	DESCRIPTION
		16	Valve Stem Seal Bulk	72-70	MV-1769 Std Only	Umbrella type; Carton of 100; (PLY) Polyacrylate
VALVE SEAT		8	Seat	72-70	245-1812-4 Std Only	Loc. Exh.; 1.8175" OD, 1.5625" ID, 0.2160" Depth
		8	Seat	72-70	245-1812-4N Std Only	Loc. Exh.; Premium Material; 1.8175" OD, 1.5625" ID, 0.2160" Depth
		8	Seat	72-70	245-2250-1 Std Only	Loc. Int.; Machine ID to fit; 2.2555" OD, 1.9375" ID, 0.1855" Depth
		VALVE MISC		32	Keeper	72-70
32	Keeper			72-70	VK-138 Std Only	1 groove; Square cut key groove; Carton pack 32
32	Keeper			72-70	VK-138R Std Only	1 groove; Square cut key groove; Hardened
32	Keeper, Bulk			72-70	VK-138B Std Only	1 groove; Square cut key groove; Carton of 1000
16	Spring Insert			72-70	259-203C Std Only	.015"; Carton of 100
16	Spring Insert			72-70	259-203B Std Only	.030"; Carton of 100
16	Spring Insert			72-70	259-203BRS Std Only	.030"; Carton of 500
16	Spring Insert			72-70	259-203A Std Only	.060"; Carton of 100
16	Spring Insert			72-70	259-203ARS Std Only	.060"; Carton of 500
PISTON				8	Cast Piston	72-70
		8	Cast Piston - Individual	72-70	W402P Std-30-40-60	VINTAGE; Cast; .9894" Pin Dia.; 2 Rings 5/64 Groove, 1 Ring 3/16 Groove, 1.732 plus .125 crown CD, Crowned Head
		8	POWERFORGED	72	L-2383F 30 30-40-60	Powerforged; 0.9897" Pin Dia.; 2 Rings 5/64 Groove, 1 Ring 3/16 Groove, 1.770 CD, .110 dome, 1 relief; DUROSHIELD® skirt coated piston
		8	POWERFORGED Piston-Individual	72	WL-2383F 30 30-40-60	Powerforged; 0.9897" Pin Dia.; 2 Rings 5/64 Groove, 1 Ring 3/16 Groove, 1.770 CD, .110 dome, 1 relief; DUROSHIELD® skirt coated piston
RINGS		1	Premium Set	72-70	E-243K Std-20-30-40-60	VINTAGE; 2-5/64, 1-3/16; Premium Moly
		1	Standard Set	72-70	E-243X Std-20-30-40-60	VINTAGE; 2-5/64, 1-3/16; Iron
ENGINE BEARINGS		1	Main Set	72	4400MA Std-1-2-10-20-30-40	A-Series aluminum bearings
		1	Main Set	72	7133MA 10 10-20-30-40	A-Series aluminum bearings; w/.010" O/S length flange brg.
		1	Main Set	72	7122MA 10 10-20-30	A-Series aluminum bearings; w/.020" O/S length flange brg.
		1	Rod Set	72	8-3190A Std-1-10-20-30-40-60	A-Series aluminum bearings
		8	Rod Pair	72	3190A Std-1-10-20-30-40-50	A-Series aluminum bearings
		1	Cam Set	72	1404M Std Only	Babbitt material; Full round design
OIL PUMP		1	Oil Pump	72-70	224-4154	
		1	Oil Pump	72-70	224-4153	High Volume; Check for clearance; Use shaft w/steel guide
		1	Inter. Shaft	72-70	224-6154A	Shaft w/slotted end, 6.52" O.A.L.; Use w/nylon guide
		1	Oil Pump Shaft Guide	72-70	224-43343	Nylon
		1	Screen Assy.	72-70	224-43620	Use with 8" pan
GASKETS		1	Kit Gasket Set	72-70	260-1009T	VINTAGE; Exh. pipe packing not incl.; LPG int. manifold gskts. not incl.; PermaDryPlus® oil pan gskt. incl.; PermaDryPlus® water outlet gskt. incl.; Premium valve stem seals incl.
		1	Kit Gasket Set	72-70	260-1009	VINTAGE; Exh. pipe packing not incl.; LPG int. manifold gskts. not incl.; Premium valve stem seals incl.
FREEZE PLUGS		1	Brass Block Plug Kit	72-70	381-8009	
		1	Steel Block Plug Kit	72-70	381-4017	
		1	Brass Deep Cup Freeze Plug	72-70	381-9030	1.750" Diameter
		1	Steel Deep Cup Freeze Plug	72-70	381-3082	1.750" Diameter, 0.593" Height
		1	Steel Shallow Cup Freeze Plug	72-70	381-2154	2.219" Diameter

100 402 6.6L (6588cc) OHV V8 (16 Valve) (Chevrolet), 4.125" Bore (GMC Eng.), 4 Bbl. "VIN K" 1971

TIMING		QTY	YEARS	PART NO.	DESCRIPTION
		1	3 Piece Set	71	KT3-501SA
1	Timing Chain	71	222-501	Silent type; 50 Links	
1	Crank Sprocket	71	223-393	19 Teeth	
1	Cam Sprocket	71	223-392	38 Teeth	

(continued on next page)

GMC Truck (Incl. SUV's)

402 6.6L (6588cc) OHV V8 (16 Valve) (Chevrolet), 4.125" Bore (GMC Eng.), 4 Bbl. "VIN K" 1971 100
(cont.)

QTY	CAMSHAFT/LIFTER	YEARS	PART NO.	DESCRIPTION
1	Camshaft	71	CS-774	Hydraulic, (050) Duration at .050 Lobe Lift, 203 Exh., 193 Int., 112 Degrees Lobe Separation
1	Performance Cam	71	CS-1004R	Pro-1500 Perf. Cam; Use w/Hyd. lifters; 0.464" Exh. Valve Lift, 0.439" Int. Valve Lift, Hydraulic, (050) Duration at .050 Lobe Lift, 200 Exh., 190 Int., 110 Degrees Lobe Separation
1	Performance Cam	71	CS-1088R	Pro-2000 Perf. Cam; Use w/Hyd. lifters; 0.501" Exh. Valve Lift, 0.476" Int. Valve Lift, Hydraulic, (050) Duration at .050 Lobe Lift, 214 Exh., 204 Int., 112 Degrees Lobe Separation
1	Performance Cam	71	CS-1015R	Pro-3000 Perf. Cam; Use w/Hyd. lifters; 0.527" Exh. Valve Lift, 0.501" Int. Valve Lift, Hydraulic, (050) Duration at .050 Lobe Lift, 224 Exh., 214 Int., 112 Degrees Lobe Separation
1	Prelube		55-403 Std Only	1.5 oz. packet
1	Prelube		55-400 Std Only	4 oz. bottle; 1.5 oz. packet No. 55-403 also avail.
16	Lifter	71	HT-817 Std Only	Hyd.
16	Lifter, Bulk	71	HT-817B Std Only	Hyd.; Carton of 128
QTY	CAM KIT	YEARS	PART NO.	DESCRIPTION
1	Cam/Lifter Kit	71	KC-774	Hyd.; (1) 55-403B; (1) CS-774; (16) HT-817
1	Cam/Lifter Kit	71	KC-1004R	Hyd.; Pro-1500 Perf. Cam; Duration at .050", 190 Int., 202 Exh.; Valve lift .454" Int., .480" Exh.; Lobe Separation 110 Degrees; (1) 55-403B; (1) CS-1004R; (16) HT-817
1	Cam/Lifter Kit	71	KC-1088R	Hyd.; Pro-2000 Perf. Cam; Duration at .050", 204 Int., 214 Exh.; Valve lift .476" Int., .501" Exh.; Lobe Separation 112 Degrees; (1) 55-403B; (1) CS-1088R; (16) HT-817
1	Cam/Lifter Kit	71	KC-1015R	Hyd.; Pro-3000 Perf. Cam; Duration at .050", 214 Int., 224 Exh.; Valve lift .501" Int., .527" Exh.; Lobe Separation 112 Degrees; (1) 55-403B; (1) CS-1015R; (16) HT-817
1	Cam/Lifter/Timing Kit	71	KCT-774	Hyd.; Incl. silent type chain; (1) 55-403B; (1) CS-774; (16) HT-817; (1) KT3-501SA
1	Cam/Lifter/Timing Kit	71	KCT-1004R	Hyd.; Pro-1500 Perf. Cam; Duration at .050", 190 Int., 202 Exh.; Valve lift .454" Int., .480" Exh.; Lobe Separation 110 Degrees; (1) 55-403B; (1) CS-1004R; (1) CTS-1110NR; (16) HT-817
1	Cam/Lifter/Timing Kit	71	KCT-1088R	Hyd.; Pro-2000 Perf. Cam; Duration at .050", 204 Int., 214 Exh.; Valve lift .476" Int., .501" Exh.; Lobe Separation 112 Degrees; (1) 55-403B; (1) CS-1088R; (1) CTS-1110NR; (16) HT-817
1	Cam/Lifter/Timing Kit	71	KCT-1015R	Hyd.; Pro-3000 Perf. Cam; Duration at .050", 214 Int., 224 Exh.; Valve lift .501" Int., .527" Exh.; Lobe Separation 112 Degrees; (1) 55-403B; (1) CS-1015R; (1) CTS-1110NR; (16) HT-817
QTY	PUSH ROD	YEARS	PART NO.	DESCRIPTION
8	Push Rod	71	RP-3181 Std Only	Loc. Exh.; .3125" dia.; 9.2520" O.A.L.
8	Push Rod	71	RP-3182 Std Only	Loc. Int.; .3125" dia.; 8.2800" O.A.L.
8	Push Rod, Bulk	71	BRP-3181 Std Only	Loc. Exh.; .3125" dia.; Carton of 100; 9.2520" O.A.L.
8	Push Rod, Bulk	71	BRP-3182 Std Only	Loc. Int.; .3125" dia.; Carton of 100; 8.2800" O.A.L.
QTY	ROCKER PARTS	YEARS	PART NO.	DESCRIPTION
16	Arm Assy.	71	R-851 Std Only	Incl. arm, ball & nut
16	Arm Assy., Bulk	71	R-851B Std Only	Incl. arm, ball & nut; Carton of 64
16	Arm	71	R-851A Std Only	
16	Rocker Arm Ball	71	MR-1815 Std Only	
16	Nut	71	MR-1813 Std Only	7/16" thread
QTY	VALVE	YEARS	PART NO.	DESCRIPTION
8	Exhaust	71	V-1911 Std-3-15	VINTAGE; Chrome plated stem; 1.7200" Head Dia., 0.3718" Stem Dia., 5.3550" O.A.L.
8	Exhaust, Bulk	71	V-1911B Std-15	VINTAGE; Chrome plated stem; Carton of 25; 1.7200" Head Dia., 0.3718" Stem Dia., 5.3550" O.A.L.
8	Intake	71	V-1912 Std-3-15	Chrome plated stem; 2.0650" Head Dia., 0.3720" Stem Dia., 5.2300" O.A.L.
8	Intake, Bulk	71	V-1912B Std Only	Chrome plated stem; Carton of 25; 2.0650" Head Dia., 0.3720" Stem Dia., 5.2300" O.A.L.
QTY	VALVE GUIDE	YEARS	PART NO.	DESCRIPTION
8	Guide	71	VG-688 Std Only	Loc. Exh.; 0.3740" ID, 2.6300" O.A.L.
8	Guide	71	VG-689 Std Only	Loc. Int.; 0.3735" ID, 2.4200" O.A.L.
8	Guide, Bulk	71	VG-689B Std Only	Loc. Int.; Carton of 50; 0.3735" ID, 2.4200" O.A.L.
QTY	VALVE SPRING	YEARS	PART NO.	DESCRIPTION
16	Spring	71	VS-708 Std Only	Double spring; 2.1200" Free Height
QTY	VALVE SEAL	YEARS	PART NO.	DESCRIPTION
16	Valve Stem Seal	71	MV-1769C Std Only	Umbrella type; (PLY) Polyacrylate

VALVE TRAIN

VALVE TRAIN

(continued on next page)

GMC Truck (Incl. SUV's)

100 402 6.6L (6588cc) OHV V8 (16 Valve) (Chevrolet), 4.125" Bore (GMC Eng.), 4 Bbl. "VIN K" 1971

(cont.)

VALVE TRAIN	QTY	VALVE SEAL (cont.)	YEARS	PART NO.	DESCRIPTION	VALVE TRAIN
	16	Valve Stem Seal Bulk	71	MV-1769 Std Only	Umbrella type; Carton of 100; (PLY) Polyacrylate	
BLOCK	8	Seat	71	245-1812-4 Std Only	Loc. Exh.; 1.8175" OD, 1.5625" ID, 0.2160" Depth	BLOCK
	8	Seat	71	245-1812-4N Std Only	Loc. Exh.; Premium Material; 1.8175" OD, 1.5625" ID, 0.2160" Depth	
	8	Seat	71	245-2250-1 Std Only	Loc. Int.; Machine ID to fit; 2.2555" OD, 1.9375" ID, 0.1855" Depth	
	32	Keeper	71	VK-138A Std Only	1 groove; Square cut key groove; Carton pack 24	
	32	Keeper	71	VK-138 Std Only	1 groove; Square cut key groove; Carton pack 32	
	32	Keeper	71	VK-138R Std Only	1 groove; Square cut key groove; Hardened	
	32	Keeper, Bulk	71	VK-138B Std Only	1 groove; Square cut key groove; Carton of 1000	
	16	Spring Insert	71	259-203C Std Only	.015"; Carton of 100	
	16	Spring Insert	71	259-203B Std Only	.030"; Carton of 100	
	16	Spring Insert	71	259-203BRS Std Only	.030"; Carton of 500	
16	Spring Insert	71	259-203A Std Only	.060"; Carton of 100		
16	Spring Insert	71	259-203ARS Std Only	.060"; Carton of 500		
BLOCK	8	Cast Piston	71	402P Std-30-40-60	VINTAGE; Cast; .9894" Pin Dia.; 2 Rings 5/64 Groove, 1 Ring 3/16 Groove, 1.732 plus .125 crown CD, Crowned Head	BLOCK
	8	Cast Piston - Individual	71	W402P Std-30-40-60	VINTAGE; Cast; .9894" Pin Dia.; 2 Rings 5/64 Groove, 1 Ring 3/16 Groove, 1.732 plus .125 crown CD, Crowned Head	
	1	Premium Set	71	E-243K Std-20-30-40-60	VINTAGE; 2-5/64, 1-3/16; Premium Moly	
	1	Standard Set	71	E-243X Std-20-30-40-60	VINTAGE; 2-5/64, 1-3/16; Iron	
	1	Oil Pump	71	224-4154	High Volume; Check for clearance; Use shaft w/steel guide	
	1	Oil Pump	71	224-4153	Shaft w/slotted end, 6.52" O.A.L.; Use w/nylon guide	
	1	Inter. Shaft	71	224-6154A	Nylon	
	1	Oil Pump Shaft Guide	71	224-43343	Use with 8" pan	
	1	Screen Assy.	71	224-43620		
	1	Kit Gasket Set	71	260-1009T	VINTAGE; Exh. pipe packing not incl.; LPG int. manifold gskts. not incl.; PermaDryPlus® oil pan gskt. incl.; PermaDryPlus® water outlet gskt. incl.; Premium valve stem seals incl.	
1	Kit Gasket Set	71	260-1009	VINTAGE; Exh. pipe packing not incl.; LPG int. manifold gskts. not incl.; Premium valve stem seals incl.		
BLOCK	1	Brass Block Plug Kit	71	381-8009	1.750" Diameter	BLOCK
	1	Steel Block Plug Kit	71	381-4017	1.750" Diameter, 0.593" Height	
	1	Brass Deep Cup Freeze Plug	71	381-9030	2.219" Diameter	
	1	Steel Deep Cup Freeze Plug	71	381-3082		
	1	Steel Shallow Cup Freeze Plug	71	381-2154		

101 402 6.6L (6588cc) OHV V8 (16 Valve) (Chevrolet), 4.125" Bore (GMC Eng.), 4 Bbl. "VIN S" 1972

VALVE TRAIN	QTY	TIMING	YEARS	PART NO.	DESCRIPTION	VALVE TRAIN
	1	3 Piece Set	72	KT3-501SA	Incl. silent type chain; (1) 222-501; (1) 223-392; (1) 223-393	
VALVE TRAIN	1	Timing Chain	72	222-501	Silent type; 50 Links	VALVE TRAIN
	1	Crank Sprocket	72	223-393	19 Teeth	
	1	Cam Sprocket	72	223-392	38 Teeth	
	1	Camshaft	72	CS-774	Hydraulic, (050) Duration at .050 Lobe Lift, 203 Exh., 193 Int., 112 Degrees Lobe Separation	
	1	Performance Cam	72	CS-1004R	Pro-1500 Perf. Cam; Use w/Hyd. lifters; 0.464" Exh. Valve Lift, 0.439" Int. Valve Lift, Hydraulic, (050) Duration at .050 Lobe Lift, 200 Exh., 190 Int., 110 Degrees Lobe Separation	
	1	Performance Cam	72	CS-1088R	Pro-2000 Perf. Cam; Use w/Hyd. lifters; 0.501" Exh. Valve Lift, 0.476" Int. Valve Lift, Hydraulic, (050) Duration at .050 Lobe Lift, 214 Exh., 204 Int., 112 Degrees Lobe Separation	
	1	Performance Cam	72	CS-1015R	Pro-3000 Perf. Cam; Use w/Hyd. lifters; 0.527" Exh. Valve Lift, 0.501" Int. Valve Lift, Hydraulic, (050) Duration at .050 Lobe Lift, 224 Exh., 214 Int., 112 Degrees Lobe Separation	
	1	Prelube		55-403 Std Only	1.5 oz. packet	

(continued on next page)

GMC Truck (Incl. SUV's)

402 6.6L (6588cc) OHV V8 (16 Valve) (Chevrolet), 4.125" Bore (GMC Eng.), 4 Bbl. "VIN S" 1972 101
(cont.)

QTY	CAMSHAFT/LIFTER	YEARS	PART NO.	DESCRIPTION
1	Pre-lube		55-400 Std Only	4 oz. bottle; 1.5 oz. packet No. 55-403 also avail.
16	Lifter	72	HT-817 Std Only	Hyd.
16	Lifter, Bulk	72	HT-817B Std Only	Hyd.; Carton of 128
QTY	CAM KIT	YEARS	PART NO.	DESCRIPTION
1	Cam/Lifter Kit	72	KC-774	Hyd.; (1) 55-403B; (1) CS-774; (16) HT-817
1	Cam/Lifter Kit	72	KC-1004R	Hyd.; Pro-1500 Perf. Cam; Duration at .050", 190 Int., 202 Exh.; Valve lift .454" Int., .480" Exh.; Lobe Separation 110 Degrees; (1) 55-403B; (1) CS-1004R; (16) HT-817
1	Cam/Lifter Kit	72	KC-1088R	Hyd.; Pro-2000 Perf. Cam; Duration at .050", 204 Int., 214 Exh.; Valve lift .476" Int., .501" Exh.; Lobe Separation 112 Degrees; (1) 55-403B; (1) CS-1088R; (16) HT-817
1	Cam/Lifter Kit	72	KC-1015R	Hyd.; Pro-3000 Perf. Cam; Duration at .050", 214 Int., 224 Exh.; Valve lift .501" Int., .527" Exh.; Lobe Separation 112 Degrees; (1) 55-403B; (1) CS-1015R; (16) HT-817
1	Cam/Lifter/Timing Kit	72	KCT-774	Hyd.; Incl. silent type chain; (1) 55-403B; (1) CS-774; (16) HT-817; (1) KT3-501SA
1	Cam/Lifter/Timing Kit	72	KCT-1004R	Hyd.; Pro-1500 Perf. Cam; Duration at .050", 190 Int., 202 Exh.; Valve lift .454" Int., .480" Exh.; Lobe Separation 110 Degrees; (1) 55-403B; (1) CS-1004R; (1) CTS-1110NR; (16) HT-817
1	Cam/Lifter/Timing Kit	72	KCT-1088R	Hyd.; Pro-2000 Perf. Cam; Duration at .050", 204 Int., 214 Exh.; Valve lift .476" Int., .501" Exh.; Lobe Separation 112 Degrees; (1) 55-403B; (1) CS-1088R; (1) CTS-1110NR; (16) HT-817
1	Cam/Lifter/Timing Kit	72	KCT-1015R	Hyd.; Pro-3000 Perf. Cam; Duration at .050", 214 Int., 224 Exh.; Valve lift .501" Int., .527" Exh.; Lobe Separation 112 Degrees; (1) 55-403B; (1) CS-1015R; (1) CTS-1110NR; (16) HT-817
QTY	PUSH ROD	YEARS	PART NO.	DESCRIPTION
8	Push Rod	72	RP-3181 Std Only	Loc. Exh.; .3125" dia.; 9.2520" O.A.L.
8	Push Rod	72	RP-3182 Std Only	Loc. Int.; .3125" dia.; 8.2800" O.A.L.
8	Push Rod, Bulk	72	BRP-3181 Std Only	Loc. Exh.; .3125" dia.; Carton of 100; 9.2520" O.A.L.
8	Push Rod, Bulk	72	BRP-3182 Std Only	Loc. Int.; .3125" dia.; Carton of 100; 8.2800" O.A.L.
QTY	ROCKER PARTS	YEARS	PART NO.	DESCRIPTION
16	Arm Assy.	72	R-851 Std Only	Incl. arm, ball & nut
16	Arm Assy., Bulk	72	R-851B Std Only	Incl. arm, ball & nut; Carton of 64
16	Arm	72	R-851A Std Only	
16	Rocker Arm Ball	72	MR-1815 Std Only	
16	Nut	72	MR-1813 Std Only	7/16" thread
QTY	VALVE	YEARS	PART NO.	DESCRIPTION
8	Exhaust	72	V-1911 Std-3-15	VINTAGE; Chrome plated stem; 1.7200" Head Dia., 0.3718" Stem Dia., 5.3550" O.A.L.
8	Exhaust, Bulk	72	V-1911B Std-15	VINTAGE; Chrome plated stem; Carton of 25; 1.7200" Head Dia., 0.3718" Stem Dia., 5.3550" O.A.L.
8	Intake	72	V-1912 Std-3-15	Chrome plated stem; 2.0650" Head Dia., 0.3720" Stem Dia., 5.2300" O.A.L.
8	Intake, Bulk	72	V-1912B Std Only	Chrome plated stem; Carton of 25; 2.0650" Head Dia., 0.3720" Stem Dia., 5.2300" O.A.L.
QTY	VALVE GUIDE	YEARS	PART NO.	DESCRIPTION
8	Guide	72	VG-688 Std Only	Loc. Exh.; 0.3740" ID, 2.6300" O.A.L
8	Guide	72	VG-689 Std Only	Loc. Int.; 0.3735" ID, 2.4200" O.A.L
8	Guide, Bulk	72	VG-689B Std Only	Loc. Int.; Carton of 50; 0.3735" ID, 2.4200" O.A.L
QTY	VALVE SPRING	YEARS	PART NO.	DESCRIPTION
16	Spring	72	VS-708 Std Only	Double spring; 2.1200" Free Height
QTY	VALVE SEAL	YEARS	PART NO.	DESCRIPTION
16	Valve Stem Seal	72	MV-1769C Std Only	Umbrella type; (PLY) Polyacrylate
16	Valve Stem Seal Bulk	72	MV-1769 Std Only	Umbrella type; Carton of 100; (PLY) Polyacrylate
QTY	VALVE SEAT	YEARS	PART NO.	DESCRIPTION
8	Seat	72	245-1812-4 Std Only	Loc. Exh.; 1.8175" OD, 1.5625" ID, 0.2160" Depth
8	Seat	72	245-1812-4N Std Only	Loc. Exh.; Premium Material; 1.8175" OD, 1.5625" ID, 0.2160" Depth
8	Seat	72	245-2250-1 Std Only	Loc. Int.; Machine ID to fit; 2.2555" OD, 1.9375" ID, 0.1855" Depth
QTY	VALVE, MISC	YEARS	PART NO.	DESCRIPTION
32	Keeper	72	VK-138A Std Only	1 groove; Square cut key groove; Carton pack 24
32	Keeper	72	VK-138 Std Only	1 groove; Square cut key groove; Carton pack 32
32	Keeper	72	VK-138R Std Only	1 groove; Square cut key groove; Hardened
32	Keeper, Bulk	72	VK-138B Std Only	1 groove; Square cut key groove; Carton of 1000
16	Spring Insert	72	259-203C Std Only	.015"; Carton of 100

VALVE TRAIN

VALVE TRAIN

(continued on next page)

GMC Truck (Incl. SUV's)

101 402 6.6L (6588cc) OHV V8 (16 Valve) (Chevrolet), 4.125" Bore (GMC Eng.), 4 Bbl. "VIN S" 1972
(cont.)

QTY	VALVE, MISC (cont.)	YEARS	PART NO.	DESCRIPTION
16	Spring Insert	72	259-203B Std Only	.030"; Carton of 100
16	Spring Insert	72	259-203BRS Std Only	.030"; Carton of 500
16	Spring Insert	72	259-203A Std Only	.060"; Carton of 100
16	Spring Insert	72	259-203ARS Std Only	.060"; Carton of 500
QTY	PISTON	YEARS	PART NO.	DESCRIPTION
8	Cast Piston	72	402P Std-30-40-60	VINTAGE; Cast; .9894" Pin Dia.; 2 Rings 5/64 Groove, 1 Ring 3/16 Groove, 1.732 plus .125 crown CD, Crowned Head
8	Cast Piston - Individual	72	W402P Std-30-40-60	VINTAGE; Cast; .9894" Pin Dia.; 2 Rings 5/64 Groove, 1 Ring 3/16 Groove, 1.732 plus .125 crown CD, Crowned Head
8	POWERFORGED	72	L-2383F 30 30-40-60	Powerforged; 0.9897" Pin Dia.; 2 Rings 5/64 Groove, 1 Ring 3/16 Groove, 1.770 CD, .110 dome, 1 relief; DUROSHIELD® skirt coated piston
8	POWERFORGED Piston-Individual	72	WL-2383F 30 30-40-60	Powerforged; 0.9897" Pin Dia.; 2 Rings 5/64 Groove, 1 Ring 3/16 Groove, 1.770 CD, .110 dome, 1 relief; DUROSHIELD® skirt coated piston
QTY	RINGS	YEARS	PART NO.	DESCRIPTION
1	Premium Set	72	E-243K Std-20-30-40-60	VINTAGE; 2-5/64, 1-3/16; Premium Moly
1	Standard Set	72	E-243X Std-20-30-40-60	VINTAGE; 2-5/64, 1-3/16; Iron
QTY	ENGINE BEARINGS	YEARS	PART NO.	DESCRIPTION
1	Main Set	72	4400MA Std-1-2-10-20-30-40	A-Series aluminum bearings
1	Main Set	72	7133MA 10 10-20-30-40	A-Series aluminum bearings; w/.010" O/S length flange brg.
1	Main Set	72	7122MA 10 10-20-30	A-Series aluminum bearings; w/.020" O/S length flange brg.
1	Rod Set	72	8-3190A Std-1-10-20-30-40-60	A-Series aluminum bearings
8	Rod Pair	72	3190A Std-1-10-20-30-40-50	A-Series aluminum bearings
1	Cam Set	72	1404M Std Only	Babbitt material; Full round design
QTY	OIL PUMP	YEARS	PART NO.	DESCRIPTION
1	Oil Pump	72	224-4154	
1	Oil Pump	72	224-4153	High Volume; Check for clearance; Use shaft w/steel guide
1	Inter. Shaft	72	224-6154A	Shaft w/slotted end, 6.52" O.A.L.; Use w/nylon guide
1	Oil Pump Shaft Guide	72	224-43343	Nylon
1	Screen Assy.	72	224-43620	Use with 8" pan
QTY	GASKETS	YEARS	PART NO.	DESCRIPTION
1	Kit Gasket Set	72	260-1009T	VINTAGE; Exh. pipe packing not incl.; LPG int. manifold gskts. not incl.; PermaDryPlus® oil pan gskt. incl.; PermaDryPlus® water outlet gskt. incl.; Premium valve stem seals incl.
1	Kit Gasket Set	72	260-1009	VINTAGE; Exh. pipe packing not incl.; LPG int. manifold gskts. not incl.; Premium valve stem seals incl.
QTY	FREEZE PLUGS	YEARS	PART NO.	DESCRIPTION
1	Brass Block Plug Kit	72	381-8009	
1	Steel Block Plug Kit	72	381-4017	
1	Brass Deep Cup Freeze Plug	72	381-9030	1.750" Diameter
1	Steel Deep Cup Freeze Plug	72	381-3082	1.750" Diameter, 0.593" Height
1	Steel Shallow Cup Freeze Plug	72	381-2154	2.219" Diameter

102 402 6.6L (6588cc) OHV V8 (16 Valve) (Chevrolet), 4.125" Bore (GMC Eng.), 4 Bbl. "VIN U" 1972

QTY	TIMING	YEARS	PART NO.	DESCRIPTION
1	3 Piece Set	72	KT3-501SA	Incl. silent type chain; (1) 222-501; (1) 223-392; (1) 223-393
1	Timing Chain	72	222-501	Silent type; 50 Links
1	Crank Sprocket	72	223-393	19 Teeth
1	Cam Sprocket	72	223-392	38 Teeth
QTY	CAMSHAFT/LIFTER	YEARS	PART NO.	DESCRIPTION
1	Camshaft	72	CS-774	Hydraulic, (050) Duration at .050 Lobe Lift, 203 Exh., 193 Int., 112 Degrees Lobe Separation
1	Performance Cam	72	CS-1004R	Pro-1500 Perf. Cam; Use w/Hyd. lifters; 0.464" Exh. Valve Lift, 0.439" Int. Valve Lift, Hydraulic, (050) Duration at .050 Lobe Lift, 200 Exh., 190 Int., 110 Degrees Lobe Separation
1	Performance Cam	72	CS-1088R	Pro-2000 Perf. Cam; Use w/Hyd. lifters; 0.501" Exh. Valve Lift, 0.476" Int. Valve Lift, Hydraulic, (050) Duration at .050 Lobe Lift, 214 Exh., 204 Int., 112 Degrees Lobe Separation
1	Performance Cam	72	CS-1015R	Pro-3000 Perf. Cam; Use w/Hyd. lifters; 0.527" Exh. Valve Lift, 0.501" Int. Valve Lift, Hydraulic, (050) Duration at .050 Lobe Lift, 224 Exh., 214 Int., 112 Degrees Lobe Separation

(continued on next page)

GMC Truck (Incl. SUV's)

402 6.6L (6588cc) OHV V8 (16 Valve) (Chevrolet), 4.125" Bore (GMC Eng.), 4 Bbl. "VIN U" 1972 102
(cont.)

QTY	CAMSHAFT/LIFTER	YEARS	PART NO.	DESCRIPTION
1	Pre-lube		55-403 Std Only	1.5 oz. packet
1	Pre-lube		55-400 Std Only	4 oz. bottle; 1.5 oz. packet No. 55-403 also avail.
16	Lifter	72	HT-817 Std Only	Hyd.
16	Lifter, Bulk	72	HT-817B Std Only	Hyd.; Carton of 128
QTY	CAM KIT	YEARS	PART NO.	DESCRIPTION
1	Cam/Lifter Kit	72	KC-774	Hyd.; (1) 55-403B; (1) CS-774; (16) HT-817
1	Cam/Lifter Kit	72	KC-1004R	Hyd.; Pro-1500 Perf. Cam; Duration at .050", 190 Int., 202 Exh.; Valve lift .454" Int., .480" Exh.; Lobe Separation 110 Degrees; (1) 55-403B; (1) CS-1004R; (16) HT-817
1	Cam/Lifter Kit	72	KC-1088R	Hyd.; Pro-2000 Perf. Cam; Duration at .050", 204 Int., 214 Exh.; Valve lift .476" Int., .501" Exh.; Lobe Separation 112 Degrees; (1) 55-403B; (1) CS-1088R; (16) HT-817
1	Cam/Lifter Kit	72	KC-1015R	Hyd.; Pro-3000 Perf. Cam; Duration at .050", 214 Int., 224 Exh.; Valve lift .501" Int., .527" Exh.; Lobe Separation 112 Degrees; (1) 55-403B; (1) CS-1015R; (16) HT-817
1	Cam/Lifter/Timing Kit	72	KCT-774	Hyd.; Incl. silent type chain; (1) 55-403B; (1) CS-774; (16) HT-817; (1) KT3-501SA
1	Cam/Lifter/Timing Kit	72	KCT-1004R	Hyd.; Pro-1500 Perf. Cam; Duration at .050", 190 Int., 202 Exh.; Valve lift .454" Int., .480" Exh.; Lobe Separation 110 Degrees; (1) 55-403B; (1) CS-1004R; (1) CTS-1110NR; (16) HT-817
1	Cam/Lifter/Timing Kit	72	KCT-1088R	Hyd.; Pro-2000 Perf. Cam; Duration at .050", 204 Int., 214 Exh.; Valve lift .476" Int., .501" Exh.; Lobe Separation 112 Degrees; (1) 55-403B; (1) CS-1088R; (1) CTS-1110NR; (16) HT-817
1	Cam/Lifter/Timing Kit	72	KCT-1015R	Hyd.; Pro-3000 Perf. Cam; Duration at .050", 214 Int., 224 Exh.; Valve lift .501" Int., .527" Exh.; Lobe Separation 112 Degrees; (1) 55-403B; (1) CS-1015R; (1) CTS-1110NR; (16) HT-817
QTY	PUSH ROD	YEARS	PART NO.	DESCRIPTION
8	Push Rod	72	RP-3181 Std Only	Loc. Exh.; .3125" dia.; 9.2520" O.A.L.
8	Push Rod	72	RP-3182 Std Only	Loc. Int.; .3125" dia.; 8.2800" O.A.L.
8	Push Rod, Bulk	72	BRP-3181 Std Only	Loc. Exh.; .3125" dia.; Carton of 100; 9.2520" O.A.L.
8	Push Rod, Bulk	72	BRP-3182 Std Only	Loc. Int.; .3125" dia.; Carton of 100; 8.2800" O.A.L.
QTY	ROCKER PARTS	YEARS	PART NO.	DESCRIPTION
16	Arm Assy.	72	R-851 Std Only	Incl. arm, ball & nut
16	Arm Assy., Bulk	72	R-851B Std Only	Incl. arm, ball & nut; Carton of 64
16	Arm	72	R-851A Std Only	
16	Rocker Arm Ball	72	MR-1815 Std Only	
16	Nut	72	MR-1813 Std Only	7/16" thread
QTY	VALVE	YEARS	PART NO.	DESCRIPTION
8	Exhaust	72	V-1911 Std-3-15	VINTAGE; Chrome plated stem; 1.7200" Head Dia., 0.3718" Stem Dia., 5.3550" O.A.L.
8	Exhaust, Bulk	72	V-1911B Std-15	VINTAGE; Chrome plated stem; Carton of 25; 1.7200" Head Dia., 0.3718" Stem Dia., 5.3550" O.A.L.
8	Intake	72	V-1912 Std-3-15	Chrome plated stem; 2.0650" Head Dia., 0.3720" Stem Dia., 5.2300" O.A.L.
8	Intake, Bulk	72	V-1912B Std Only	Chrome plated stem; Carton of 25; 2.0650" Head Dia., 0.3720" Stem Dia., 5.2300" O.A.L.
QTY	VALVE GUIDE	YEARS	PART NO.	DESCRIPTION
8	Guide	72	VG-688 Std Only	Loc. Exh.; 0.3740" ID, 2.6300" O.A.L.
8	Guide	72	VG-689 Std Only	Loc. Int.; 0.3735" ID, 2.4200" O.A.L.
8	Guide, Bulk	72	VG-689B Std Only	Loc. Int.; Carton of 50; 0.3735" ID, 2.4200" O.A.L.
QTY	VALVE SPRING	YEARS	PART NO.	DESCRIPTION
16	Spring	72	VS-708 Std Only	Double spring; 2.1200" Free Height
QTY	VALVE SEAL	YEARS	PART NO.	DESCRIPTION
16	Valve Stem Seal	72	MV-1769C Std Only	Umbrella type; (PLY) Polyacrylate
16	Valve Stem Seal Bulk	72	MV-1769 Std Only	Umbrella type; Carton of 100; (PLY) Polyacrylate
QTY	VALVE SEAT	YEARS	PART NO.	DESCRIPTION
8	Seat	72	245-1812-4 Std Only	Loc. Exh.; 1.8175" OD, 1.5625" ID, 0.2160" Depth
8	Seat	72	245-1812-4N Std Only	Loc. Exh.; Premium Material; 1.8175" OD, 1.5625" ID, 0.2160" Depth
8	Seat	72	245-2250-1 Std Only	Loc. Int.; Machine ID to fit; 2.2555" OD, 1.9375" ID, 0.1855" Depth
QTY	VALVE, MISC	YEARS	PART NO.	DESCRIPTION
32	Keeper	72	VK-138A Std Only	1 groove; Square cut key groove; Carton pack 24
32	Keeper	72	VK-138 Std Only	1 groove; Square cut key groove; Carton pack 32
32	Keeper	72	VK-138R Std Only	1 groove; Square cut key groove; Hardened
32	Keeper, Bulk	72	VK-138B Std Only	1 groove; Square cut key groove; Carton of 1000

VALVE TRAIN

VALVE TRAIN

(continued on next page)

GMC Truck (Incl. SUV's)

102 402 6.6L (6588cc) OHV V8 (16 Valve) (Chevrolet), 4.125" Bore (GMC Eng.), 4 Bbl. "VIN U" 1972
(cont.)

QTY	VALVE, MISC (cont.)	YEARS	PART NO.	DESCRIPTION
16	Spring Insert	72	259-203C Std Only	.015"; Carton of 100
16	Spring Insert	72	259-203B Std Only	.030"; Carton of 100
16	Spring Insert	72	259-203BRS Std Only	.030"; Carton of 500
16	Spring Insert	72	259-203A Std Only	.060"; Carton of 100
16	Spring Insert	72	259-203ARS Std Only	.060"; Carton of 500
QTY	PISTON	YEARS	PART NO.	DESCRIPTION
8	Cast Piston	72	402P Std-30-40-60	VINTAGE; Cast; .9894" Pin Dia.; 2 Rings 5/64 Groove, 1 Ring 3/16 Groove, 1.732 plus .125 crown CD, Crowned Head
8	Cast Piston - Individual	72	W402P Std-30-40-60	VINTAGE; Cast; .9894" Pin Dia.; 2 Rings 5/64 Groove, 1 Ring 3/16 Groove, 1.732 plus .125 crown CD, Crowned Head
8	POWERFORGED	72	L-2383F 30 30-40-60	Powerforged; 0.9897" Pin Dia.; 2 Rings 5/64 Groove, 1 Ring 3/16 Groove, 1.770 CD, .110 dome, 1 relief; DUROSHIELD® skirt coated piston
8	POWERFORGED Piston-Individual	72	WL-2383F 30 30-40-60	Powerforged; 0.9897" Pin Dia.; 2 Rings 5/64 Groove, 1 Ring 3/16 Groove, 1.770 CD, .110 dome, 1 relief; DUROSHIELD® skirt coated piston
QTY	RINGS	YEARS	PART NO.	DESCRIPTION
1	Premium Set	72	E-243K Std-20-30-40-60	VINTAGE; 2-5/64, 1-3/16; Premium Moly
1	Standard Set	72	E-243X Std-20-30-40-60	VINTAGE; 2-5/64, 1-3/16; Iron
QTY	ENGINE BEARINGS	YEARS	PART NO.	DESCRIPTION
1	Main Set	72	4400MA Std-1-2-10-20-30-40	A-Series aluminum bearings
1	Main Set	72	7133MA 10 10-20-30-40	A-Series aluminum bearings; w/.010" O/S length flange brg.
1	Main Set	72	7122MA 10 10-20-30	A-Series aluminum bearings; w/.020" O/S length flange brg.
1	Rod Set	72	8-3190A Std-1-10-20-30-40-60	A-Series aluminum bearings
8	Rod Pair	72	3190A Std-1-10-20-30-40-50	A-Series aluminum bearings
1	Cam Set	72	1404M Std Only	Babbitt material; Full round design
QTY	OIL PUMP	YEARS	PART NO.	DESCRIPTION
1	Oil Pump	72	224-4154	
1	Oil Pump	72	224-4153	High Volume; Check for clearance; Use shaft w/steel guide
1	Inter. Shaft	72	224-6154A	Shaft w/slotted end, 6.52" O.A.L.; Use w/nylon guide
1	Oil Pump Shaft Guide	72	224-43343	Nylon
1	Screen Assy.	72	224-43620	Use with 8" pan
QTY	GASKETS	YEARS	PART NO.	DESCRIPTION
1	Kit Gasket Set	72	260-1009T	VINTAGE; Exh. pipe packing not incl.; LPG int. manifold gskts. not incl.; PermaDryPlus® oil pan gskt. incl.; PermaDryPlus® water outlet gskt. incl.; Premium valve stem seals incl.
1	Kit Gasket Set	72	260-1009	VINTAGE; Exh. pipe packing not incl.; LPG int. manifold gskts. not incl.; Premium valve stem seals incl.
QTY	FREEZE PLUGS	YEARS	PART NO.	DESCRIPTION
1	Brass Block Plug Kit	72	381-8009	
1	Steel Block Plug Kit	72	381-4017	
1	Brass Deep Cup Freeze Plug	72	381-9030	1.750" Diameter
1	Steel Deep Cup Freeze Plug	72	381-3082	1.750" Diameter, 0.593" Height
1	Steel Shallow Cup Freeze Plug	72	381-2154	2.219" Diameter

103 402 6.6L (6588cc) OHV V8 (16 Valve) (Chevrolet), 4.125" Bore (GMC Eng.), 4 Bbl. 1971-1970

QTY	TIMING	YEARS	PART NO.	DESCRIPTION
1	3 Piece Set	71-70	KT3-501SA	Incl. silent type chain; (1) 222-501; (1) 223-392; (1) 223-393
1	Timing Chain	71-70	222-501	Silent type; 50 Links
1	Timing Chain	70	222-495	Chevrolet El Camino Base; Hi-Perf.; Silent type; 50 Links
1	Crank Sprocket	71-70	223-393	19 Teeth
1	Cam Sprocket	71-70	223-392	38 Teeth
QTY	CAMSHAFT/LIFTER	YEARS	PART NO.	DESCRIPTION
1	Camshaft	71-70	CS-774	Hydraulic, (050) Duration at .050 Lobe Lift, 203 Exh., 193 Int., 112 Degrees Lobe Separation
1	Performance Cam	71-70	CS-1004R	Pro-1500 Perf. Cam; Use w/Hyd. lifters; 0.464" Exh. Valve Lift, 0.439" Int. Valve Lift, Hydraulic, (050) Duration at .050 Lobe Lift, 200 Exh., 190 Int., 110 Degrees Lobe Separation
1	Performance Cam	71-70	CS-1088R	Pro-2000 Perf. Cam; Use w/Hyd. lifters; 0.501" Exh. Valve Lift, 0.476" Int. Valve Lift, Hydraulic, (050) Duration at .050 Lobe Lift, 214 Exh., 204 Int., 112 Degrees Lobe Separation

(continued on next page)

GMC Truck (Incl. SUV's)

402 6.6L (6588cc) OHV V8 (16 Valve) (Chevrolet), 4.125" Bore (GMC Eng.), 4 Bbl. 1971-1970 **103**
(cont.)

QTY	CAMSHAFT/LIFTER	YEARS	PART NO.	DESCRIPTION
1	(cont.) Performance Cam	71-70	CS-1015R	Pro-3000 Perf. Cam; Use w/Hyd. lifters; 0.527" Exh. Valve Lift, 0.501" Int. Valve Lift, Hydraulic, (050) Duration at .050 Lobe Lift, 224 Exh., 214 Int., 112 Degrees Lobe Separation
1	Prelube		55-403 Std Only	1.5 oz. packet
1	Prelube		55-400 Std Only	4 oz. bottle; 1.5 oz. packet No. 55-403 also avail.
16	Lifter	71-70	HT-817 Std Only	Hyd.
16	Lifter, Bulk	71-70	HT-817B Std Only	Hyd.; Carton of 128
QTY	CAM KIT	YEARS	PART NO.	DESCRIPTION
1	Cam/Lifter Kit	71-70	KC-774	Hyd.; (1) 55-403B; (1) CS-774; (16) HT-817
1	Cam/Lifter Kit	71-70	KC-1004R	Hyd.; Pro-1500 Perf. Cam; Duration at .050", 190 Int., 202 Exh.; Valve lift .454" Int., .480" Exh.; Lobe Separation 110 Degrees; (1) 55-403B; (1) CS-1004R; (16) HT-817
1	Cam/Lifter Kit	71-70	KC-1088R	Hyd.; Pro-2000 Perf. Cam; Duration at .050", 204 Int., 214 Exh.; Valve lift .476" Int., .501" Exh.; Lobe Separation 112 Degrees; (1) 55-403B; (1) CS-1088R; (16) HT-817
1	Cam/Lifter Kit	71-70	KC-1015R	Hyd.; Pro-3000 Perf. Cam; Duration at .050", 214 Int., 224 Exh.; Valve lift .501" Int., .527" Exh.; Lobe Separation 112 Degrees; (1) 55-403B; (1) CS-1015R; (16) HT-817
1	Cam/Lifter/Timing Kit	71-70	KCT-774	Hyd.; Incl. silent type chain; (1) 55-403B; (1) CS-774; (16) HT-817; (1) KT3-501SA
1	Cam/Lifter/Timing Kit	71-70	KCT-1004R	Hyd.; Pro-1500 Perf. Cam; Duration at .050", 190 Int., 202 Exh.; Valve lift .454" Int., .480" Exh.; Lobe Separation 110 Degrees; (1) 55-403B; (1) CS-1004R; (1) CTS-1110NR; (16) HT-817
1	Cam/Lifter/Timing Kit	71-70	KCT-1088R	Hyd.; Pro-2000 Perf. Cam; Duration at .050", 204 Int., 214 Exh.; Valve lift .476" Int., .501" Exh.; Lobe Separation 112 Degrees; (1) 55-403B; (1) CS-1088R; (1) CTS-1110NR; (16) HT-817
1	Cam/Lifter/Timing Kit	71-70	KCT-1015R	Hyd.; Pro-3000 Perf. Cam; Duration at .050", 214 Int., 224 Exh.; Valve lift .501" Int., .527" Exh.; Lobe Separation 112 Degrees; (1) 55-403B; (1) CS-1015R; (1) CTS-1110NR; (16) HT-817
QTY	PUSH ROD	YEARS	PART NO.	DESCRIPTION
8	Push Rod	71-70	RP-3181 Std Only	Loc. Exh.; .3125" dia.; 9.2520" O.A.L.
8	Push Rod	71-70	RP-3182 Std Only	Loc. Int.; .3125" dia.; 8.2800" O.A.L.
8	Push Rod, Bulk	71-70	BRP-3181 Std Only	Loc. Exh.; .3125" dia.; Carton of 100; 9.2520" O.A.L.
8	Push Rod, Bulk	71-70	BRP-3182 Std Only	Loc. Int.; .3125" dia.; Carton of 100; 8.2800" O.A.L.
QTY	ROCKER PARTS	YEARS	PART NO.	DESCRIPTION
16	Arm Assy.	71-70	R-851 Std Only	Incl. arm, ball & nut
16	Arm Assy., Bulk	71-70	R-851B Std Only	Incl. arm, ball & nut; Carton of 64
16	Arm	71-70	R-851A Std Only	
16	Rocker Arm Ball	71-70	MR-1815 Std Only	
16	Nut	71-70	MR-1813 Std Only	7/16" thread
QTY	VALVE	YEARS	PART NO.	DESCRIPTION
8	Exhaust	71-70	V-1911 Std-3-15	VINTAGE; Chrome plated stem; 1.7200" Head Dia., 0.3718" Stem Dia., 5.3550" O.A.L.
8	Exhaust, Bulk	71-70	V-1911B Std-15	VINTAGE; Chrome plated stem; Carton of 25; 1.7200" Head Dia., 0.3718" Stem Dia., 5.3550" O.A.L.
8	Intake	71-70	V-1912 Std-3-15	Chrome plated stem; 2.0650" Head Dia., 0.3720" Stem Dia., 5.2300" O.A.L.
8	Intake, Bulk	71-70	V-1912B Std Only	Chrome plated stem; Carton of 25; 2.0650" Head Dia., 0.3720" Stem Dia., 5.2300" O.A.L.
QTY	VALVE GUIDE	YEARS	PART NO.	DESCRIPTION
8	Guide	71-70	VG-688 Std Only	Loc. Exh.; 0.3740" ID, 2.6300" O.A.L.
8	Guide	71-70	VG-689 Std Only	Loc. Int.; 0.3735" ID, 2.4200" O.A.L.
8	Guide, Bulk	71-70	VG-689B Std Only	Loc. Int.; Carton of 50; 0.3735" ID, 2.4200" O.A.L.
QTY	VALVE SPRING	YEARS	PART NO.	DESCRIPTION
16	Spring	71	VS-708 Std Only	Double spring; 2.1200" Free Height
16	Spring	70	VS-657 Std Only	VINTAGE; Single spring; Incl. damper; 2.1100" Free Height
QTY	VALVE SEAL	YEARS	PART NO.	DESCRIPTION
16	Valve Stem Seal	71-70	MV-1769C Std Only	Umbrella type; (PLY) Polyacrylate
16	Valve Stem Seal Bulk	71-70	MV-1769 Std Only	Umbrella type; Carton of 100; (PLY) Polyacrylate
QTY	VALVE SEAT	YEARS	PART NO.	DESCRIPTION
8	Seat	71-70	245-1812-4 Std Only	Loc. Exh.; 1.8175" OD, 1.5625" ID, 0.2160" Depth
8	Seat	71-70	245-1812-4N Std Only	Loc. Exh.; Premium Material; 1.8175" OD, 1.5625" ID, 0.2160" Depth
8	Seat	71-70	245-2250-1 Std Only	Loc. Int.; Machine ID to fit; 2.2555" OD, 1.9375" ID, 0.1855" Depth

VALVE TRAIN

VALVE TRAIN

(continued on next page)

GMC Truck (Incl. SUV's)

103 402 6.6L (6588cc) OHV V8 (16 Valve) (Chevrolet), 4.125" Bore (GMC Eng.), 4 Bbl. 1971-1970 (cont.)

QTY	VALVE, MISC	YEARS	PART NO.	DESCRIPTION
32	Keeper	71-70	VK-138A Std Only	1 groove; Square cut key groove; Carton pack 24
32	Keeper	71-70	VK-138 Std Only	1 groove; Square cut key groove; Carton pack 32
32	Keeper	71-70	VK-138R Std Only	1 groove; Square cut key groove; Hardened
32	Keeper, Bulk	71-70	VK-138B Std Only	1 groove; Square cut key groove; Carton of 1000
16	Spring Insert	71-70	259-203C Std Only	.015"; Carton of 100
16	Spring Insert	71-70	259-203B Std Only	.030"; Carton of 100
16	Spring Insert	71-70	259-203BRS Std Only	.030"; Carton of 500
16	Spring Insert	71-70	259-203A Std Only	.060"; Carton of 100
16	Spring Insert	71-70	259-203ARS Std Only	.060"; Carton of 500
QTY	PISTON	YEARS	PART NO.	DESCRIPTION
8	Cast Piston	71-70	402P Std-30-40-60	VINTAGE; Cast; .9894" Pin Dia.; 2 Rings 5/64 Groove, 1 Ring 3/16 Groove, 1.732 plus .125 crown CD, Crowned Head
8	Cast Piston - Individual	71-70	W402P Std-30-40-60	VINTAGE; Cast; .9894" Pin Dia.; 2 Rings 5/64 Groove, 1 Ring 3/16 Groove, 1.732 plus .125 crown CD, Crowned Head
QTY	RINGS	YEARS	PART NO.	DESCRIPTION
1	Premium Set	71-70	E-243K Std-20-30-40-60	VINTAGE; 2-5/64, 1-3/16; Premium Moly
1	Standard Set	71-70	E-243X Std-20-30-40-60	VINTAGE; 2-5/64, 1-3/16; Iron
QTY	OIL PUMP	YEARS	PART NO.	DESCRIPTION
1	Oil Pump	71-70	224-4154	
1	Oil Pump	71-70	224-4153	High Volume; Check for clearance; Use shaft w/steel guide
1	Inter. Shaft	71-70	224-6154A	Shaft w/slotted end, 6.52" O.A.L.; Use w/nylon guide
1	Oil Pump Shaft Guide	71-70	224-43343	Nylon
1	Screen Assy.	71-70	224-43620	Use with 8" pan
QTY	GASKETS	YEARS	PART NO.	DESCRIPTION
1	Kit Gasket Set	71-70	260-1009T	VINTAGE; Exh. pipe packing not incl.; LPG int. manifold gskts. not incl.; PermaDryPlus® oil pan gskt. incl.; PermaDryPlus® water outlet gskt. incl.; Premium valve stem seals incl.
1	Kit Gasket Set	71-70	260-1009	VINTAGE; Exh. pipe packing not incl.; LPG int. manifold gskts. not incl.; Premium valve stem seals incl.
QTY	FREEZE PLUGS	YEARS	PART NO.	DESCRIPTION
1	Brass Block Plug Kit	71-70	381-8009	
1	Steel Block Plug Kit	71-70	381-4017	
1	Brass Deep Cup Freeze Plug	71-70	381-9030	1.750" Diameter
1	Steel Deep Cup Freeze Plug	71-70	381-3082	1.750" Diameter, 0.593" Height
1	Steel Shallow Cup Freeze Plug	71-70	381-2154	2.219" Diameter

104 403 6.6L (6604cc) OHV V8 (16 Valve) (Oldsmobile), 4.351" Bore (GMC Eng.), 4 Bbl. "VIN K" 1978-1977

QTY	ENGINE BEARINGS	YEARS	PART NO.	DESCRIPTION
1	Main Set	78-77	4281M Std-1-10-20-30	3.824" max. flange OD
1	Rod Set	78-77	8-3045A Std-10-20-30-40	A-Series aluminum bearings
8	Rod Pair	78-77	3045A Std-1-10-20-30-40	A-Series aluminum bearings
1	Cam Set	78-77	1466M Std Only	Full round design
QTY	GASKETS	YEARS	PART NO.	DESCRIPTION
1	Kit Gasket Set	78-77	260-1104	VINTAGE; Int. manifold gskt. not incl.; Premium valve stem seals incl.
1	Valley Pan Gasket Set	78-77	260-4001	

105 454 7.4L (7441cc) OHV V8 (16 Valve) (Chevrolet), 4.25" Bore (GMC Eng.), 4 Bbl. "VIN E" 1971-1970

QTY	TIMING	YEARS	PART NO.	DESCRIPTION
1	3 Piece Set	71-70	KT3-171S	H/D timing set; (1) 222-168; (1) 223-394; (1) 223-395
1	3 Piece Set	71-70	KT3-501SA	Incl. silent type chain; (1) 222-501; (1) 223-392; (1) 223-393
1	3 Piece Set	70	KT3-171S	Chevrolet P20 Van Base, P30 Van Base; H/D; (1) 222-168; (1) 223-394; (1) 223-395
1	3 Piece Set	70	KT3-501SA	Chevrolet P20 Van Base, P30 Van Base; Std. Eng.s.; Incl. silent type chain; (1) 222-501; (1) 223-392; (1) 223-393
1	Timing Chain	71-70	222-168	H/D; Double rlr.; 66 Links
1	Timing Chain	71-70	222-501	Silent type; 50 Links
1	Timing Chain	70	222-501	Chevrolet P20 Van Base, P30 Van Base; Std. Eng.s.; Silent type; 50 Links
1	Crank Sprocket	71-70	223-393	19 Teeth
1	Crank Sprocket	71-70	223-395	H/D; 25 Teeth
1	Crank Sprocket	70	223-393	Chevrolet P20 Van Base, P30 Van Base; Std. Eng.s.; 19 Teeth
1	Cam Sprocket	71-70	223-394	H/D; 50 Teeth
1	Cam Sprocket	71-70	223-392	Std. Eng.s.; 38 Teeth

(continued on next page)

GMC Truck (Incl. SUV's)

454 7.4L (7441cc) OHV V8 (16 Valve) (Chevrolet), 4.25" Bore (GMC Eng.), 4 Bbl. "VIN E" 1971-1970 105
(cont.)

QTY	CAMSHAFT/LIFTER	YEARS	PART NO.	DESCRIPTION
16	Lifter	71	HT-817 Std Only	Hyd.
16	Lifter	71	HT-817R Std Only	Speed-Pro Hi-Revolution Hyd.
16	Lifter, Bulk	71	HT-817B Std Only	Hyd.; Carton of 128
16	Lifter, Bulk	71	HT-817RB Std Only	Speed-Pro Hi-Revolution Hyd.; Carton of 128
QTY	PUSH ROD	YEARS	PART NO.	DESCRIPTION
8	Push Rod	71	RP-3181 Std Only	Loc. Exh.; .3125" dia.; 9.2520" O.A.L.
8	Push Rod	71	RP-3103 Std Only	Loc. Exh.; .375" Rod dia.; 9.2540" O.A.L.
8	Push Rod	71	RP-3215R Std Only	Loc. Exh.; Chrome-Moly; .375" tube dia.; 9.2520" O.A.L.
8	Push Rod	71	RP-3218R Std Only	Loc. Exh.; Chrome-Moly; .437" tube dia.; 9.2520" O.A.L.
8	Push Rod	71	RP-3182 Std Only	Loc. Int.; .3125" dia.; 8.2800" O.A.L.
8	Push Rod	71	RP-3104 Std Only	Loc. Int.; .375" Rod dia.; 8.2810" O.A.L.
8	Push Rod	71	RP-3216R Std Only	Loc. Int.; Chrome-Moly; .375" tube dia.; 8.2800" O.A.L.
8	Push Rod	71	RP-3217R Std Only	Loc. Int.; Chrome-Moly; .437" tube dia.; 8.2800" O.A.L.
8	Push Rod, Bulk	71	BRP-3181 Std Only	Loc. Exh.; .3125" dia.; Carton of 100; 9.2520" O.A.L.
8	Push Rod, Bulk	71	BRP-3103 Std Only	Loc. Exh.; .375" Rod dia.; Carton of 100; 9.2540" O.A.L.
8	Push Rod, Bulk	71	BRP-3182 Std Only	Loc. Int.; .3125" dia.; Carton of 100; 8.2800" O.A.L.
8	Push Rod, Bulk	71	BRP-3104 Std Only	Loc. Int.; .375" Rod dia.; Carton of 100; 8.2810" O.A.L.
8	Push Rod Guide Plate	71	MR-1893 Std Only	Speed-Pro stepped guide plate for 3/8" dia. push rods; Requires screw-in studs
8	Push Rod Guide Plate	71	MR-1894 Std Only	Speed-Pro stepped guide plate for 7/16" dia. push rods; Requires screw-in studs
QTY	ROCKER PARTS	YEARS	PART NO.	DESCRIPTION
16	Arm Assy.	71	R-851 Std Only	Incl. arm, ball & nut
16	Arm Assy., Bulk	71	R-851B Std Only	Incl. arm, ball & nut; Carton of 64
16	Arm	71	R-851A Std Only	
16	Rocker Arm Ball	71	MR-1815 Std Only	
16	Nut	71	MR-1813 Std Only	7/16" thread
QTY	VALVE	YEARS	PART NO.	DESCRIPTION
8	Exhaust	71	V-1861 Std Only	Chevrolet El Camino Base, Custom GMC Sprint Base; Spec. Hi-Perf.; Chrome plated stem; 1.8740" Head Dia., 0.3703" Stem Dia., 5.3622" O.A.L.
8	Exhaust	71	V-1911 Std-3-15	Exc. Chevrolet El Camino Base, Custom GMC Sprint Base; VINTAGE; Chrome plated stem; 1.7200" Head Dia., 0.3718" Stem Dia., 5.3550" O.A.L.
8	Exhaust, Bulk	71	V-1911B Std-15	Exc. Chevrolet El Camino Base, Custom GMC Sprint Base; VINTAGE; Chrome plated stem; Carton of 25; 1.7200" Head Dia., 0.3718" Stem Dia., 5.3550" O.A.L.
8	Intake	71	V-1912 Std-3-15	Chevrolet El Camino Base, Custom GMC Sprint Base; Exc. Spec. Hi-Perf.; Chrome plated stem; 2.0650" Head Dia., 0.3720" Stem Dia., 5.2300" O.A.L.
8	Intake, Bulk	71	V-1912B Std Only	Chevrolet El Camino Base, Custom GMC Sprint Base; Chrome plated stem; Carton of 25; 2.0650" Head Dia., 0.3720" Stem Dia., 5.2300" O.A.L.
QTY	VALVE GUIDE	YEARS	PART NO.	DESCRIPTION
8	Guide	71	VG-688 Std Only	Loc. Exh.; 0.3740" ID, 2.6300" O.A.L
8	Guide	71	VG-689 Std Only	Loc. Int.; 0.3735" ID, 2.4200" O.A.L
8	Guide, Bulk	71	VG-689B Std Only	Loc. Int.; Carton of 50; 0.3735" ID, 2.4200" O.A.L
QTY	VALVE SPRING	YEARS	PART NO.	DESCRIPTION
16	Spring	71	VS-708 Std Only	GMC Sprint Base; Double spring; 2.1200" Free Height
QTY	VALVE SEAL	YEARS	PART NO.	DESCRIPTION
16	Valve Stem Seal	71	ST-2004 Std Only	Positive type; Installation requires valve guide machining; (RBBTF) Rubber/PTFE
16	Valve Stem Seal	71	MV-1769C Std Only	Umbrella type; (PLY) Polyacrylate
16	Valve Stem Seal	71	MV-1912 Std Only	Umbrella type; Premium Material; (VTN) Viton®
16	Valve Stem Seal Bulk	71	ST-2004BC Std Only	Positive type; Installation requires valve guide machining; Carton of 100; (RBBTF) Rubber/PTFE
16	Valve Stem Seal Bulk	71	MV-1769 Std Only	Umbrella type; Carton of 100; (PLY) Polyacrylate
QTY	VALVE SEAT	YEARS	PART NO.	DESCRIPTION
8	Seat	71	245-1812-4 Std Only	Exc. Chevrolet El Camino Base, Custom GMC Sprint Base; Loc. Exh.; 1.8175" OD, 1.5625" ID, 0.2160" Depth
8	Seat	71	245-1812-4 Std Only	Chevrolet El Camino Base, Custom GMC Sprint Base; Loc. Exh.; Exc. Spec. Hi-Perf.; 1.8175" OD, 1.5625" ID, 0.2160" Depth
8	Seat	71	245-1812-4N Std Only	Chevrolet El Camino Base, Custom GMC Sprint Base; Loc. Exh.; Exc. Spec. Hi-Perf.; Premium Material; 1.8175" OD, 1.5625" ID, 0.2160" Depth
8	Seat	71	245-2250-1 Std Only	Exc. Chevrolet El Camino Base, Custom GMC Sprint Base; Loc. Exh.; Machine ID to fit; 2.2555" OD, 1.9375" ID, 0.1855" Depth

VALVE TRAIN

VALVE TRAIN

(continued on next page)

GMC Truck (Incl. SUV's)

105 454 7.4L (7441cc) OHV V8 (16 Valve) (Chevrolet), 4.25" Bore (GMC Eng.), 4 Bbl. "VIN E" 1971-1970
(cont.)

VALVE TRAIN		QTY	VALVE SEAT (cont.)	YEARS	PART NO.	DESCRIPTION	VALVE TRAIN					
VALVE TRAIN		8	Seat	71	245-1812-4N Std Only	Exc. Chevrolet El Camino Base, Custom GMC Sprint Base; Loc. Exh.; Premium Material; 1.8175" OD, 1.5625" ID, 0.2160" Depth	VALVE TRAIN					
		8	Seat	71	245-2250-1 Std Only	Chevrolet El Camino Base, Custom GMC Sprint Base; Loc. Int.; Exc. Spec. Hi-Perf.; Machine ID to fit; 2.2555" OD, 1.9375" ID, 0.1855" Depth						
VALVE TRAIN		32	Keeper	71	VK-138A Std Only	1 groove; Square cut key groove; Carton pack 24	VALVE TRAIN					
		32	Keeper	71	VK-138 Std Only	1 groove; Square cut key groove; Carton pack 32						
		32	Keeper	71	VK-138R Std Only	1 groove; Square cut key groove; Hardened						
		32	Keeper, Bulk	71	VK-138B Std Only	1 groove; Square cut key groove; Carton of 1000						
		16	Spring Insert	71	259-203C Std Only	.015"; Carton of 100						
		16	Spring Insert	71	259-203B Std Only	.030"; Carton of 100						
		16	Spring Insert	71	259-203BRS Std Only	.030"; Carton of 500						
		16	Spring Insert	71	259-203A Std Only	.060"; Carton of 100						
		16	Spring Insert	71	259-203ARS Std Only	.060"; Carton of 500						
		8	Rotocap	71	RC-163S Std Only	Loc. Exh.						
		BLOCK		QTY	RINGS	YEARS			PART NO.	DESCRIPTION	BLOCK	
				1	Premium Set	71			E-233K Std-20-30-40-60	2-5/64, 1-3/16; Premium Moly		
				1	Premium Set	71			R-9905 Std-30-60	2-5/64, 1-3/16; Speed-Pro plasma-moly Perf. ring set		
		BLOCK		QTY	SLEEVE	YEARS			PART NO.	DESCRIPTION	BLOCK	
				1	Repair Sleeve	71			SL-24Y Std Only	1/8" wall, must be cut to correct length		
		BLOCK		1	Repair Sleeve	71			SL-24M Std Only	3/32" wall, must be cut to correct length	BLOCK	
QTY	ENGINE BEARINGS			YEARS	PART NO.	DESCRIPTION						
BLOCK		1	Main Set	71-70	4400MA Std-1-2-10-20-30-40	A-Series aluminum bearings	BLOCK					
		1	Main Set	71-70	7133MA 10 10-20-30-40	A-Series aluminum bearings; w/.010" O/S length flange brg.						
		1	Main Set	71-70	7122MA 10 10-20-30	A-Series aluminum bearings; w/.020" O/S length flange brg.						
		1	Rod Set	71-70	8-3190A Std-1-10-20-30-40-60	A-Series aluminum bearings						
		8	Rod Pair	71-70	3190A Std-1-10-20-30-40-50	A-Series aluminum bearings						
		1	Cam Set	71-70	1404M Std Only	Babbitt material; Full round design						
		BLOCK		QTY	OIL PUMP	YEARS			PART NO.	DESCRIPTION	BLOCK	
				1	Oil Pump	71-70			224-4154			
1	Oil Pump			71-70	224-4153	High Volume; Check for clearance; Use shaft w/steel guide						
1	Inter. Shaft			71-70	224-6154A	Shaft w/slotted end, 6.52" O.A.L.; Use w/nylon guide						
1	Inter. Shaft			71-70	224-6154	Shaft w/slotted end, 6.82" O.A.L.; Has integral steel guide						
BLOCK		QTY	GASKETS	YEARS	PART NO.	DESCRIPTION	BLOCK					
		1	Kit Gasket Set	71-70	260-1009T	VINTAGE; Exh. pipe packing not incl.; LPG int. manifold gskts. not incl.; PermaDryPlus® oil pan gskt. incl.; PermaDryPlus® water outlet gskt. incl.; Premium valve stem seals incl.						
BLOCK		1	Kit Gasket Set	71-70	260-1009	VINTAGE; Exh. pipe packing not incl.; LPG int. manifold gskts. not incl.; Premium valve stem seals incl.	BLOCK					
		QTY	FREEZE PLUGS	YEARS	PART NO.	DESCRIPTION						
BLOCK		1	Brass Block Plug Kit	71-70	381-8009		BLOCK					
		1	Steel Block Plug Kit	71-70	381-4017							
		1	Brass Deep Cup Freeze Plug	71-70	381-9030	1.750" Diameter						
		1	Steel Deep Cup Freeze Plug	71-70	381-3082	1.750" Diameter, 0.593" Height						
		1	Steel Shallow Cup Freeze Plug	71-70	381-2154	2.219" Diameter						

106 454 7.4L (7441cc) OHV V8 (16 Valve) (Chevrolet), 4.25" Bore (GMC Eng.), 4 Bbl. "VIN L" 1975-1973

VALVE TRAIN		QTY	TIMING	YEARS	PART NO.	DESCRIPTION	VALVE TRAIN	
VALVE TRAIN		1	3 Piece Set	75-73	KT3-171S	H/D timing set; (1) 222-168; (1) 223-394; (1) 223-395	VALVE TRAIN	
		1	3 Piece Set	75-73	KT3-501SA	Incl. silent type chain; (1) 222-501; (1) 223-392; (1) 223-393		
		1	Timing Chain	75-73	222-168	H/D; Double rlr.; 66 Links		
		1	Timing Chain	75-73	222-501	Silent type; 50 Links		
		1	Crank Sprocket	75-73	223-393	19 Teeth		
		1	Crank Sprocket	75-73	223-395	H/D; 25 Teeth		
		1	Cam Sprocket	75-73	223-394	H/D; 50 Teeth		
		1	Cam Sprocket	75	223-392	Chevrolet P30 Series Base, Step-Van; Std. Engs.; 38 Teeth		
		1	Cam Sprocket	74	223-392	Chevrolet P30 Van Base; Std. Engs.; 38 Teeth		
		VALVE TRAIN		QTY	CAMSHAFT/LIFTER	YEARS		
1	Camshaft			75-73	CS-660	VINTAGE; Hydraulic, (050) Duration at .050 Lobe Lift, 213 Exh., 210 Int., 113 Degrees Lobe Separation		

(continued on next page)

GMC Truck (Incl. SUV's)

454 7.4L (7441cc) OHV V8 (16 Valve) (Chevrolet), 4.25" Bore (GMC Eng.), 4 Bbl. "VIN L" 1975-1973 106
(cont.)

	CAMSHAFT/LIFTER	YEARS	PART NO.	DESCRIPTION	
VALVE TRAIN	QTY 1	(cont.) Performance Cam	75-73 CS-1004R	Pro-1500 Perf. Cam; Use w/Hyd. lifters; 0.464" Exh. Valve Lift, 0.439" Int. Valve Lift, Hydraulic, (050) Duration at .050 Lobe Lift, 200 Exh., 190 Int., 110 Degrees Lobe Separation	
	1	Performance Cam	75-73 CS-1088R	Pro-2000 Perf. Cam; Use w/Hyd. lifters; 0.501" Exh. Valve Lift, 0.476" Int. Valve Lift, Hydraulic, (050) Duration at .050 Lobe Lift, 214 Exh., 204 Int., 112 Degrees Lobe Separation	
	1	Performance Cam	75-73 CS-1015R	Pro-3000 Perf. Cam; Use w/Hyd. lifters; 0.527" Exh. Valve Lift, 0.501" Int. Valve Lift, Hydraulic, (050) Duration at .050 Lobe Lift, 224 Exh., 214 Int., 112 Degrees Lobe Separation	
	1	Prelube	55-403 Std Only	1.5 oz. packet	
	1	Prelube	55-400 Std Only	4 oz. bottle; 1.5 oz. packet No. 55-403 also avail.	
	16	Lifter	75-73 HT-817 Std Only	Hyd.	
	16	Lifter	75-73 HT-817R Std Only	Speed-Pro Hi-Revolution Hyd.	
	16	Lifter, Bulk	75-73 HT-817B Std Only	Hyd.; Carton of 128	
	16	Lifter, Bulk	75-73 HT-817RB Std Only	Speed-Pro Hi-Revolution Hyd.; Carton of 128	
	QTY	CAM KIT	YEARS	PART NO.	DESCRIPTION
	1	Cam/Lifter Kit	75-73	KC-1004R	Hyd.; Pro-1500 Perf. Cam; Duration at .050", 190 Int., 202 Exh.; Valve lift .454" Int., .480" Exh.; Lobe Separation 110 Degrees; (1) 55-403B; (1) CS-1004R; (16) HT-817
	1	Cam/Lifter Kit	75-73	KC-1088R	Hyd.; Pro-2000 Perf. Cam; Duration at .050", 204 Int., 214 Exh.; Valve lift .476" Int., .501" Exh.; Lobe Separation 112 Degrees; (1) 55-403B; (1) CS-1088R; (16) HT-817
	1	Cam/Lifter Kit	75-73	KC-1015R	Hyd.; Pro-3000 Perf. Cam; Duration at .050", 214 Int., 224 Exh.; Valve lift .501" Int., .527" Exh.; Lobe Separation 112 Degrees; (1) 55-403B; (1) CS-1015R; (16) HT-817
	1	Cam/Lifter/Timing Kit	75-73	KCT-1004R	Hyd.; Pro-1500 Perf. Cam; Duration at .050", 190 Int., 202 Exh.; Valve lift .454" Int., .480" Exh.; Lobe Separation 110 Degrees; (1) 55-403B; (1) CS-1004R; (1) CTS-1110NR; (16) HT-817
	1	Cam/Lifter/Timing Kit	75-73	KCT-1088R	Hyd.; Pro-2000 Perf. Cam; Duration at .050", 204 Int., 214 Exh.; Valve lift .476" Int., .501" Exh.; Lobe Separation 112 Degrees; (1) 55-403B; (1) CS-1088R; (1) CTS-1110NR; (16) HT-817
	1	Cam/Lifter/Timing Kit	75-73	KCT-1015R	Hyd.; Pro-3000 Perf. Cam; Duration at .050", 214 Int., 224 Exh.; Valve lift .501" Int., .527" Exh.; Lobe Separation 112 Degrees; (1) 55-403B; (1) CS-1015R; (1) CTS-1110NR; (16) HT-817
QTY	PUSH ROD	YEARS	PART NO.	DESCRIPTION	
8	Push Rod	75-73	RP-3181 Std Only	Loc. Exh.; .3125" dia.; 9.2520" O.A.L.	
8	Push Rod	75-73	RP-3103 Std Only	Loc. Exh.; .375" Rod dia.; 9.2540" O.A.L.	
8	Push Rod	75-73	RP-3215R Std Only	Loc. Exh.; Chrome-Moly; .375" tube dia.; 9.2520" O.A.L.	
8	Push Rod	75-73	RP-3218R Std Only	Loc. Exh.; Chrome-Moly; .437" tube dia.; 9.2520" O.A.L.	
8	Push Rod	75-73	RP-3182 Std Only	Loc. Int.; .3125" dia.; 8.2800" O.A.L.	
8	Push Rod	75-73	RP-3104 Std Only	Loc. Int.; .375" Rod dia.; 8.2810" O.A.L.	
8	Push Rod	75-73	RP-3216R Std Only	Loc. Int.; Chrome-Moly; .375" tube dia.; 8.2800" O.A.L.	
8	Push Rod	75-73	RP-3217R Std Only	Loc. Int.; Chrome-Moly; .437" tube dia.; 8.2800" O.A.L.	
8	Push Rod, Bulk	75-73	BRP-3181 Std Only	Loc. Exh.; .3125" dia.; Carton of 100; 9.2520" O.A.L.	
8	Push Rod, Bulk	75-73	BRP-3103 Std Only	Loc. Exh.; .375" Rod dia.; Carton of 100; 9.2540" O.A.L.	
8	Push Rod, Bulk	75-73	BRP-3182 Std Only	Loc. Int.; .3125" dia.; Carton of 100; 8.2800" O.A.L.	
8	Push Rod, Bulk	75-73	BRP-3104 Std Only	Loc. Int.; .375" Rod dia.; Carton of 100; 8.2810" O.A.L.	
8	Push Rod Guide Plate	75-73	MR-1893 Std Only	Speed-Pro stepped guide plate for 3/8" dia. push rods; Requires screw-in studs	
8	Push Rod Guide Plate	75-73	MR-1894 Std Only	Speed-Pro stepped guide plate for 7/16" dia. push rods; Requires screw-in studs	
QTY	ROCKER PARTS	YEARS	PART NO.	DESCRIPTION	
16	Arm Assy.	75-73	R-851 Std Only	Incl. arm, ball & nut	
16	Arm Assy., Bulk	75-73	R-851B Std Only	Incl. arm, ball & nut; Carton of 64	
16	Arm	75-73	R-851A Std Only		
16	Rocker Arm Ball	75-73	MR-1815 Std Only		
16	Nut	75-73	MR-1813 Std Only	7/16" thread	
QTY	VALVE	YEARS	PART NO.	DESCRIPTION	
8	Exhaust	75-73	V-1989X Std-15	Chrome plated stem; Inconel; 1.7200" Head Dia., 0.3716" Stem Dia., 5.3550" O.A.L.	
8	Exhaust	75-73	V-1911 Std-3-15	VINTAGE; Chrome plated stem; 1.7200" Head Dia., 0.3718" Stem Dia., 5.3550" O.A.L.	
8	Exhaust, Bulk	75-73	V-1911B Std-15	VINTAGE; Chrome plated stem; Carton of 25; 1.7200" Head Dia., 0.3718" Stem Dia., 5.3550" O.A.L.	

(continued on next page)

GMC Truck (Incl. SUV's)

106 454 7.4L (7441cc) OHV V8 (16 Valve) (Chevrolet), 4.25" Bore (GMC Eng.), 4 Bbl. "VIN L" 1975-1973
(cont.)

QTY	VALVE (cont.)	YEARS	PART NO.	DESCRIPTION
8	Intake	75-73	V-1912 Std-3-15	Chrome plated stem; 2.0650" Head Dia., 0.3720" Stem Dia., 5.2300" O.A.L.
8	Intake, Bulk	75-73	V-1912B Std Only	Chrome plated stem; Carton of 25; 2.0650" Head Dia., 0.3720" Stem Dia., 5.2300" O.A.L.
QTY	VALVE GUIDE	YEARS	PART NO.	DESCRIPTION
8	Guide	75-73	VG-688 Std Only	Loc. Exh.; 0.3740" ID, 2.6300" O.A.L
8	Guide	75-73	VG-689 Std Only	Loc. Int.; 0.3735" ID, 2.4200" O.A.L
8	Guide, Bulk	75-73	VG-689B Std Only	Loc. Int.; Carton of 50; 0.3735" ID, 2.4200" O.A.L
QTY	VALVE SPRING	YEARS	PART NO.	DESCRIPTION
16	Spring	75	VS-671 Std Only	2.0500" Free Height
16	Spring	74-73	VS-728 Std Only	VINTAGE; 2.0930" Free Height
16	Spring, Bulk	75	VS-671B Std Only	Carton of 150; 2.0500" Free Height
QTY	VALVE SEAL	YEARS	PART NO.	DESCRIPTION
16	Valve Stem Seal	75-73	ST-2004 Std Only	Positive type; Installation requires valve guide machining; (RBBTF) Rubber/PTFE
16	Valve Stem Seal	75-73	MV-1769C Std Only	Umbrella type; (PLY) Polyacrylate
16	Valve Stem Seal	75-73	MV-1912 Std Only	Umbrella type; Premium Material; (VTN) Viton®
16	Valve Stem Seal Bulk	75-73	ST-2004BC Std Only	Positive type; Installation requires valve guide machining; Carton of 100; (RBBTF) Rubber/PTFE
16	Valve Stem Seal Bulk	75-73	MV-1769 Std Only	Umbrella type; Carton of 100; (PLY) Polyacrylate
QTY	VALVE SEAT	YEARS	PART NO.	DESCRIPTION
8	Seat	75-73	245-1812-4 Std Only	Loc. Exh.; 1.8175" OD, 1.5625" ID, 0.2160" Depth
8	Seat	75-73	245-1812-4N Std Only	Loc. Exh.; Premium Material; 1.8175" OD, 1.5625" ID, 0.2160" Depth
8	Seat	75-73	245-2250-1 Std Only	Loc. Int.; Machine ID to fit; 2.2555" OD, 1.9375" ID, 0.1855" Depth
QTY	VALVE, MISC	YEARS	PART NO.	DESCRIPTION
32	Keeper	75-73	VK-138A Std Only	1 groove; Square cut key groove; Carton pack 24
32	Keeper	75-73	VK-138 Std Only	1 groove; Square cut key groove; Carton pack 32
32	Keeper	75-73	VK-138R Std Only	1 groove; Square cut key groove; Hardened
32	Keeper, Bulk	75-73	VK-138B Std Only	1 groove; Square cut key groove; Carton of 1000
16	Spring Insert	75-73	259-203C Std Only	.015"; Carton of 100
16	Spring Insert	75-73	259-203B Std Only	.030"; Carton of 100
16	Spring Insert	75-73	259-203BRS Std Only	.030"; Carton of 500
16	Spring Insert	75-73	259-203A Std Only	.060"; Carton of 100
16	Spring Insert	75-73	259-203ARS Std Only	.060"; Carton of 500
8	Rotocap	75-73	RC-163S Std Only	Loc. Exh.
QTY	PISTON	YEARS	PART NO.	DESCRIPTION
8	Cast Piston	75-73	H661CP Std-20-30-40-60-100	Use in sets only; Hypereutectic; .9893" Pin Dia.; 2 Rings 5/64 Groove, 1 Ring 3/16 Groove, 1.625 CD, Flat Head w/2 valve reliefs; Use E424K30 ring set for H661CP100; DUROSHIELD® skirt coated piston
8	Cast Piston - Individual	75-73	WH661CP Std-20-30-40-60-100	Use in sets only; Hypereutectic; .9893" Pin Dia.; 2 Rings 5/64 Groove, 1 Ring 3/16 Groove, 1.625 CD, Flat Head w/2 valve reliefs; Use E424K30 ring set for H661CP100; DUROSHIELD® skirt coated piston
1	Cast Piston Set w/Prem. Rings	75-73	8KH661CP 30 30-40-60	Cast; .9893" Pin Dia.; 2 Rings 5/64 Groove, 1 Ring 3/16 Groove, 1.625 CD, Flat Head w/2 valve reliefs; DUROSHIELD® skirt coated piston
8	POWERFORGED	75-73	L-2377F Std-20-30-40-60	Powerforged; 0.9894" Pin Dia.; 2 Rings 5/64 Groove, 1 Ring 3/16 Groove, 1.640 CD, Flat, 2 reliefs, Chamfer; DUROSHIELD® skirt coated piston
8	POWERFORGED Piston-Individual	75-73	WL-2377F Std-20-30-40-60	Powerforged; 0.9894" Pin Dia.; 2 Rings 5/64 Groove, 1 Ring 3/16 Groove, 1.640 CD, Flat, 2 reliefs, Chamfer; DUROSHIELD® skirt coated piston
1	POWERFORGED Piston Set w/Rings	75-73	8KL2377F 30 30-40-60	Powerforged; 0.9894" Pin Dia.; 2 Rings 5/64 Groove, 1 Ring 3/16 Groove, 1.640 CD, Flat Head w/2 valve reliefs .180 wide x 45 degree top land chamfer. DUROSHIELD® skirt coated piston.
QTY	RINGS	YEARS	PART NO.	DESCRIPTION
1	Premium Set	75-73	E-233K Std-20-30-40-60	2-5/64, 1-3/16; Premium Moly
1	Premium Set	75-73	R-9905 Std-30-60	2-5/64, 1-3/16; Speed-Pro plasma-moly Perf. ring set
1	Standard Set	75-73	E-233X Std-20-30-40-60	2-5/64, 1-3/16; Iron
QTY	SLEEVE	YEARS	PART NO.	DESCRIPTION
1	Repair Sleeve	75-73	SL-24Y Std Only	1/8" wall, must be cut to correct length
1	Repair Sleeve	75-73	SL-24M Std Only	3/32" wall, must be cut to correct length
QTY	ENGINE BEARINGS	YEARS	PART NO.	DESCRIPTION
1	Main Set	75-73	4400MA Std-1-2-10-20-30-40	A-Series aluminum bearings
1	Main Set	75-73	7133MA 10 10-20-30-40	A-Series aluminum bearings; w/.010" O/S length flange brg.

(continued on next page)

GMC Truck (Incl. SUV's)

454 7.4L (7441cc) OHV V8 (16 Valve) (Chevrolet), 4.25" Bore (GMC Eng.), 4 Bbl. "VIN L" 1975-1973 106
(cont.)

	QTY	ENGINE BEARINGS	YEARS	PART NO.	DESCRIPTION
BLOCK	1	(cont.) Main Set	75-73	7122MA 10 10-20-30	A-Series aluminum bearings; w/.020" O/S length flange brg.
	1	Rod Set	75-73	8-3190A Std-1-10-20-30-40-60	A-Series aluminum bearings
	8	Rod Pair	75-73	3190A Std-1-10-20-30-40-50	A-Series aluminum bearings
	1	Cam Set	75-73	1404M Std Only	Babbitt material; Full round design
	1	Oil Pump	75-73	224-4154	High Volume; Check for clearance; Use shaft w/steel guide Shaft w/slotted end, 6.52" O.A.L.; Use w/nylon guide Shaft w/slotted end, 6.82" O.A.L.; Has integral steel guide Nylon Use with 8" pan
	1	Oil Pump	75-73	224-4153	
	1	Inter. Shaft	75-73	224-6154A	
	1	Inter. Shaft	75-73	224-6154	
	1	Oil Pump Shaft Guide	75-73	224-43343	
	1	Screen Assy.	75-73	224-43620	
	1	Kit Gasket Set	75-73	260-1009T	VINTAGE; Exh. pipe packing not incl.; LPG int. manifold gskts. not incl.; PermaDryPlus® oil pan gskt. incl.; PermaDryPlus® water outlet gskt. incl.; Premium valve stem seals incl.
	1	Kit Gasket Set	75-73	260-1009	VINTAGE; Exh. pipe packing not incl.; LPG int. manifold gskts. not incl.; Premium valve stem seals incl.
1	Brass Block Plug Kit	75-73	381-8009	1.750" Diameter 1.750" Diameter, 0.593" Height 2.219" Diameter	
1	Steel Block Plug Kit	75-73	381-4017		
1	Brass Deep Cup Freeze Plug	75-73	381-9030		
1	Steel Deep Cup Freeze Plug	75-73	381-3082		
1	Steel Shallow Cup Freeze Plug	75-73	381-2154		

454 7.4L (7441cc) OHV V8 (16 Valve) (Chevrolet), 4.25" Bore (GMC Eng.), 4 Bbl. "VIN S" 1980-1976 107

	QTY	TIMING	YEARS	PART NO.	DESCRIPTION
VALVE TRAIN	1	3 Piece Set	80-76	KT3-171S	H/D timing set; (1) 222-168; (1) 223-394; (1) 223-395
	1	3 Piece Set	80-76	KT3-501SA	Incl. silent type chain; (1) 222-501; (1) 223-392; (1) 223-393
	1	Timing Chain	80-76	222-168	H/D; Double rlr.; 66 Links
	1	Timing Chain	80-76	222-501	Silent type; 50 Links
	1	Crank Sprocket	80-76	223-393	19 Teeth
	1	Crank Sprocket	80-76	223-395	H/D; 25 Teeth
	1	Cam Sprocket	80-76	223-394	H/D; 50 Teeth
	1	Cam Sprocket	80-76	223-392	Std. Eng.s.; 38 Teeth
	1	Camshaft	80-76	CS-774	Hydraulic, (050) Duration at .050 Lobe Lift, 203 Exh., 193 Int., 112 Degrees Lobe Separation
	1	Performance Cam	80-76	CS-1004R	Pro-1500 Perf. Cam; Use w/Hyd. lifters; 0.464" Exh. Valve Lift, 0.439" Int. Valve Lift, Hydraulic, (050) Duration at .050 Lobe Lift, 200 Exh., 190 Int., 110 Degrees Lobe Separation
	1	Performance Cam	80-76	CS-1088R	Pro-2000 Perf. Cam; Use w/Hyd. lifters; 0.501" Exh. Valve Lift, 0.476" Int. Valve Lift, Hydraulic, (050) Duration at .050 Lobe Lift, 214 Exh., 204 Int., 112 Degrees Lobe Separation
	1	Performance Cam	80-76	CS-1015R	Pro-3000 Perf. Cam; Use w/Hyd. lifters; 0.527" Exh. Valve Lift, 0.501" Int. Valve Lift, Hydraulic, (050) Duration at .050 Lobe Lift, 224 Exh., 214 Int., 112 Degrees Lobe Separation
	1	Prelube		55-403 Std Only	1.5 oz. packet
	1	Prelube		55-400 Std Only	4 oz. bottle; 1.5 oz. packet No. 55-403 also avail.
	16	Lifter	80-76	HT-817 Std Only	Hyd.
	16	Lifter	80-76	HT-817R Std Only	Speed-Pro Hi-Revolution Hyd.
	16	Lifter, Bulk	80-76	HT-817B Std Only	Hyd.; Carton of 128
	16	Lifter, Bulk	80-76	HT-817RB Std Only	Speed-Pro Hi-Revolution Hyd.; Carton of 128
1	Cam/Lifter Kit	80-76	KC-774	Hyd.; (1) 55-403B; (1) CS-774; (16) HT-817	
1	Cam/Lifter Kit	80-76	KC-1004R	Hyd.; Pro-1500 Perf. Cam; Duration at .050", 190 Int., 202 Exh.; Valve lift .454" Int., .480" Exh.; Lobe Separation 110 Degrees; (1) 55-403B; (1) CS-1004R; (16) HT-817	
1	Cam/Lifter Kit	80-76	KC-1088R	Hyd.; Pro-2000 Perf. Cam; Duration at .050", 204 Int., 214 Exh.; Valve lift .476" Int., .501" Exh.; Lobe Separation 112 Degrees; (1) 55-403B; (1) CS-1088R; (16) HT-817	
1	Cam/Lifter Kit	80-76	KC-1015R	Hyd.; Pro-3000 Perf. Cam; Duration at .050", 214 Int., 224 Exh.; Valve lift .501" Int., .527" Exh.; Lobe Separation 112 Degrees; (1) 55-403B; (1) CS-1015R; (16) HT-817	
1	Cam/Lifter/Timing Kit	80-76	KCT-774A	H/D timing set; Hyd.; (1) 55-403B; (1) CS-774; (16) HT-817; (1) KT3-171S	

(continued on next page)

GMC Truck (Incl. SUV's)

107 454 7.4L (7441cc) OHV V8 (16 Valve) (Chevrolet), 4.25" Bore (GMC Eng.), 4 Bbl. "VIN S" 1980-1976

(cont.)

QTY	CAM KIT (cont.)	YEARS	PART NO.	DESCRIPTION
1	Cam/Lifter/Timing Kit	80-76	KCT-774	Hyd.; Incl. silent type chain; (1) 55-403B; (1) CS-774; (16) HT-817; (1) KT3-501SA
1	Cam/Lifter/Timing Kit	80-76	KCT-1004R	Hyd.; Pro-1500 Perf. Cam; Duration at .050", 190 Int., 202 Exh.; Valve lift .454" Int., .480" Exh.; Lobe Separation 110 Degrees; (1) 55-403B; (1) CS-1004R; (1) CTS-1110NR; (16) HT-817
1	Cam/Lifter/Timing Kit	80-76	KCT-1088R	Hyd.; Pro-2000 Perf. Cam; Duration at .050", 204 Int., 214 Exh.; Valve lift .476" Int., .501" Exh.; Lobe Separation 112 Degrees; (1) 55-403B; (1) CS-1088R; (1) CTS-1110NR; (16) HT-817
1	Cam/Lifter/Timing Kit	80-76	KCT-1015R	Hyd.; Pro-3000 Perf. Cam; Duration at .050", 214 Int., 224 Exh.; Valve lift .501" Int., .527" Exh.; Lobe Separation 112 Degrees; (1) 55-403B; (1) CS-1015R; (1) CTS-1110NR; (16) HT-817
QTY	PUSH ROD	YEARS	PART NO.	DESCRIPTION
8	Push Rod	80-76	RP-3181 Std Only	Loc. Exh.; .3125" dia.; 9.2520" O.A.L.
8	Push Rod	80-76	RP-3103 Std Only	Loc. Exh.; .375" Rod dia.; 9.2540" O.A.L.
8	Push Rod	80-76	RP-3215R Std Only	Loc. Exh.; Chrome-Moly; .375" tube dia.; 9.2520" O.A.L.
8	Push Rod	80-76	RP-3218R Std Only	Loc. Exh.; Chrome-Moly; .437" tube dia.; 9.2520" O.A.L.
8	Push Rod	80-76	RP-3182 Std Only	Loc. Int.; .3125" dia.; 8.2800" O.A.L.
8	Push Rod	80-76	RP-3104 Std Only	Loc. Int.; .375" Rod dia.; 8.2810" O.A.L.
8	Push Rod	80-76	RP-3216R Std Only	Loc. Int.; Chrome-Moly; .375" tube dia.; 8.2800" O.A.L.
8	Push Rod	80-76	RP-3217R Std Only	Loc. Int.; Chrome-Moly; .437" tube dia.; 8.2800" O.A.L.
8	Push Rod, Bulk	80-76	BRP-3181 Std Only	Loc. Exh.; .3125" dia.; Carton of 100; 9.2520" O.A.L.
8	Push Rod, Bulk	80-76	BRP-3103 Std Only	Loc. Exh.; .375" Rod dia.; Carton of 100; 9.2540" O.A.L.
8	Push Rod, Bulk	80-76	BRP-3182 Std Only	Loc. Int.; .3125" dia.; Carton of 100; 8.2800" O.A.L.
8	Push Rod, Bulk	80-76	BRP-3104 Std Only	Loc. Int.; .375" Rod dia.; Carton of 100; 8.2810" O.A.L.
8	Push Rod Guide Plate	80-76	MR-1893 Std Only	Speed-Pro stepped guide plate for 3/8" dia. push rods; Requires screw-in studs
8	Push Rod Guide Plate	80-76	MR-1894 Std Only	Speed-Pro stepped guide plate for 7/16" dia. push rods; Requires screw-in studs
QTY	ROCKER PARTS	YEARS	PART NO.	DESCRIPTION
16	Arm Assy.	80-76	R-851 Std Only	Incl. arm, ball & nut
16	Arm Assy., Bulk	80-76	R-851B Std Only	Incl. arm, ball & nut; Carton of 64
16	Arm	80-76	R-851A Std Only	
16	Rocker Arm Ball	80-76	MR-1815 Std Only	
16	Nut	80-76	MR-1813 Std Only	7/16" thread
QTY	VALVE	YEARS	PART NO.	DESCRIPTION
8	Exhaust	80-76	V-1989X Std-15	Chrome plated stem; Inconel; 1.7200" Head Dia., 0.3716" Stem Dia., 5.3550" O.A.L.
8	Exhaust	79	V-1911 Std-3-15	VINTAGE; Chrome plated stem; 1.7200" Head Dia., 0.3718" Stem Dia., 5.3550" O.A.L.
8	Exhaust	76	V-1911 Std-3-15	VINTAGE; Chrome plated stem; 1.7200" Head Dia., 0.3718" Stem Dia., 5.3550" O.A.L.
8	Exhaust, Bulk	79	V-1911B Std-15	VINTAGE; Chrome plated stem; Carton of 25; 1.7200" Head Dia., 0.3718" Stem Dia., 5.3550" O.A.L.
8	Exhaust, Bulk	76	V-1911B Std-15	VINTAGE; Chrome plated stem; Carton of 25; 1.7200" Head Dia., 0.3718" Stem Dia., 5.3550" O.A.L.
8	Intake	80-76	V-1912 Std-3-15	Chrome plated stem; 2.0650" Head Dia., 0.3720" Stem Dia., 5.2300" O.A.L.
8	Intake, Bulk	80-76	V-1912B Std Only	Chrome plated stem; Carton of 25; 2.0650" Head Dia., 0.3720" Stem Dia., 5.2300" O.A.L.
QTY	VALVE GUIDE	YEARS	PART NO.	DESCRIPTION
8	Guide	80-76	VG-688 Std Only	Loc. Exh.; 0.3740" ID, 2.6300" O.A.L
8	Guide	80-76	VG-689 Std Only	Loc. Int.; 0.3735" ID, 2.4200" O.A.L
8	Guide, Bulk	80-76	VG-689B Std Only	Loc. Int.; Carton of 50; 0.3735" ID, 2.4200" O.A.L
QTY	VALVE SPRING	YEARS	PART NO.	DESCRIPTION
16	Spring	80-76	VS-671 Std Only	2.0500" Free Height
16	Spring, Bulk	80-76	VS-671B Std Only	Carton of 150; 2.0500" Free Height
QTY	VALVE SEAL	YEARS	PART NO.	DESCRIPTION
16	Valve Stem Seal	80-76	ST-2004 Std Only	Positive type; Installation requires valve guide machining; (RBBTF) Rubber/PTFE
16	Valve Stem Seal	80-76	MV-1769C Std Only	Umbrella type; (PLY) Polyacrylate
16	Valve Stem Seal	80-76	MV-1912 Std Only	Umbrella type; Premium Material; (VTN) Viton®
16	Valve Stem Seal Bulk	80-76	ST-2004BC Std Only	Positive type; Installation requires valve guide machining; Carton of 100; (RBBTF) Rubber/PTFE
16	Valve Stem Seal Bulk	80-76	MV-1769 Std Only	Umbrella type; Carton of 100; (PLY) Polyacrylate
QTY	VALVE SEAT	YEARS	PART NO.	DESCRIPTION
8	Seat	80-76	245-1812-4 Std Only	Loc. Exh.; 1.8175" OD, 1.5625" ID, 0.2160" Depth

VALVE TRAIN

VALVE TRAIN

(continued on next page)

GMC Truck (Incl. SUV's)

454 7.4L (7441cc) OHV V8 (16 Valve) (Chevrolet), 4.25" Bore (GMC Eng.), 4 Bbl. "VIN S" 1980-1976 107
(cont.)

QTY	VALVE SEAT (cont.)	YEARS	PART NO.	DESCRIPTION
8	Seat	80-76	245-1812-4N Std Only	Loc. Exh.; Premium Material; 1.8175" OD, 1.5625" ID, 0.2160" Depth
8	Seat	80-76	245-2250-1 Std Only	Loc. Int.; Machine ID to fit; 2.2555" OD, 1.9375" ID, 0.1855" Depth
QTY	VALVE, MISC	YEARS	PART NO.	DESCRIPTION
32	Keeper	80-76	VK-138A Std Only	1 groove; Square cut key groove; Carton pack 24
32	Keeper	80-76	VK-138 Std Only	1 groove; Square cut key groove; Carton pack 32
32	Keeper	80-76	VK-138R Std Only	1 groove; Square cut key groove; Hardened
32	Keeper, Bulk	80-76	VK-138B Std Only	1 groove; Square cut key groove; Carton of 1000
16	Spring Insert	80-76	259-203C Std Only	.015"; Carton of 100
16	Spring Insert	80-76	259-203B Std Only	.030"; Carton of 100
16	Spring Insert	80-76	259-203BRS Std Only	.030"; Carton of 500
16	Spring Insert	80-76	259-203A Std Only	.060"; Carton of 100
16	Spring Insert	80-76	259-203ARS Std Only	.060"; Carton of 500
8	Rotocap	80-76	RC-163S Std Only	Loc. Exh.
QTY	PISTON	YEARS	PART NO.	DESCRIPTION
8	Cast Piston	80-76	H661CP Std-20-30-40-60-100	Use in sets only; Hypereutectic; .9893" Pin Dia.; 2 Rings 5/64 Groove, 1 Ring 3/16 Groove, 1.625 CD, Flat Head w/2 valve reliefs; Use E424K30 ring set for H661CP100; DUROSHIELD® skirt coated piston
8	Cast Piston - Individual	80	WH661CP Std-20-30-40-60-100	GMC P3500 Van Base; Hypereutectic; .9893" Pin Dia.; 2 Rings 5/64 Groove, 1 Ring 3/16 Groove, 1.625 CD, Flat Head w/2 valve reliefs; Use E424K30 ring set for H661CP100; DUROSHIELD® skirt coated piston
8	Cast Piston - Individual	80	WH661CP Std-20-30-40-60-100	Exc. GMC P3500 Van Base; Use in sets only; Hypereutectic; .9893" Pin Dia.; 2 Rings 5/64 Groove, 1 Ring 3/16 Groove, 1.625 CD, Flat Head w/2 valve reliefs; Use E424K30 ring set for H661CP100; DUROSHIELD® skirt coated piston
8	Cast Piston - Individual	79-76	WH661CP Std-20-30-40-60-100	Use in sets only; Hypereutectic; .9893" Pin Dia.; 2 Rings 5/64 Groove, 1 Ring 3/16 Groove, 1.625 CD, Flat Head w/2 valve reliefs; Use E424K30 ring set for H661CP100; DUROSHIELD® skirt coated piston
1	Cast Piston Set w/Prem. Rings	80-76	8KH661CP 30 30-40-60	Cast; .9893" Pin Dia.; 2 Rings 5/64 Groove, 1 Ring 3/16 Groove, 1.625 CD, Flat Head w/2 valve reliefs; DUROSHIELD® skirt coated piston
8	POWERFORGED	80-76	L-2377F Std-20-30-40-60	Powerforged; 0.9894" Pin Dia.; 2 Rings 5/64 Groove, 1 Ring 3/16 Groove, 1.640 CD, Flat, 2 reliefs, Chamfer; DUROSHIELD® skirt coated piston
8	POWERFORGED Piston-Individual	80-76	WL-2377F Std-20-30-40-60	Powerforged; 0.9894" Pin Dia.; 2 Rings 5/64 Groove, 1 Ring 3/16 Groove, 1.640 CD, Flat, 2 reliefs, Chamfer; DUROSHIELD® skirt coated piston
1	POWERFORGED Piston Set w/Rings	80-76	8KL2377F 30 30-40-60	Powerforged; 0.9894" Pin Dia.; 2 Rings 5/64 Groove, 1 Ring 3/16 Groove, 1.640 CD, Flat Head w/2 valve reliefs .180 wide x 45 degree top land chamfer. DUROSHIELD® skirt coated piston.
QTY	RINGS	YEARS	PART NO.	DESCRIPTION
1	Premium Set	80-76	E-233K Std-20-30-40-60	2-5/64, 1-3/16; Premium Moly
1	Premium Set	80-76	R-9905 Std-30-60	2-5/64, 1-3/16; Speed-Pro plasma-moly Perf. ring set
1	Standard Set	80-76	E-233X Std-20-30-40-60	2-5/64, 1-3/16; Iron
QTY	SLEEVE	YEARS	PART NO.	DESCRIPTION
1	Repair Sleeve	80-76	SL-24Y Std Only	1/8" wall, must be cut to correct length
1	Repair Sleeve	80-76	SL-24M Std Only	3/32" wall, must be cut to correct length
QTY	ENGINE BEARINGS	YEARS	PART NO.	DESCRIPTION
1	Main Set	80-76	4400MA Std-1-2-10-20-30-40	A-Series aluminum bearings
1	Main Set	80-76	7133MA 10 10-20-30-40	A-Series aluminum bearings; w/.010" O/S length flange brg.
1	Main Set	80-76	7122MA 10 10-20-30	A-Series aluminum bearings; w/.020" O/S length flange brg.
1	Rod Set	80-76	8-3190A Std-1-10-20-30-40-60	A-Series aluminum bearings
8	Rod Pair	80-76	3190A Std-1-10-20-30-40-50	A-Series aluminum bearings
1	Cam Set	80-76	1404M Std Only	Babbitt material; Full round design
QTY	OIL PUMP	YEARS	PART NO.	DESCRIPTION
1	Oil Pump	80-76	224-4154	
1	Oil Pump	80-76	224-4153	High Volume; Check for clearance; Use shaft w/steel guide
1	Inter. Shaft	80-76	224-6154A	Shaft w/slotted end, 6.52" O.A.L.; Use w/nylon guide
1	Inter. Shaft	80-76	224-6154	Shaft w/slotted end, 6.82" O.A.L.; Has integral steel guide
1	Oil Pump Shaft Guide	80-76	224-43343	Nylon
1	Screen Assy.	80-79	224-43620	Chevrolet P30 Series Base, Step-Van I GMC P3500 Van Base, Value Van; Use with 8" pan

BLOCK

BLOCK

(continued on next page)

GMC Truck (Incl. SUV's)

107 454 7.4L (7441cc) OHV V8 (16 Valve) (Chevrolet), 4.25" Bore (GMC Eng.), 4 Bbl. "VIN S" 1980-1976
(cont.)

BLOCK	QTY	OIL PUMP (cont.)	YEARS	PART NO.	DESCRIPTION	BLOCK		
	1	Screen Assy.	80-79	224-14264	Exc. Chevrolet P30 Series Base, Step-Van GMC P3500 Van Base, Value Van; Use with 9" pan			
	1	Screen Assy.	78-77	224-43620	Chevrolet P30 Series Base, Step-Van GMC P35 Van Base, Value Van; Use with 8" pan			
	1	Screen Assy.	78-77	224-14264	Exc. Chevrolet P30 Series Base, Step-Van GMC P35 Van Base, Value Van; Use with 9" pan			
1	Screen Assy.	76	224-43620	Use with 8" pan				
BLOCK	QTY	GASKETS	YEARS	PART NO.	DESCRIPTION	BLOCK		
	1	Kit Gasket Set	80	260-1046	Exh. pipe packing not incl.; Premium valve stem seals incl.			
	1	Kit Gasket Set	79-76	260-1009T	VINTAGE; Exh. pipe packing not incl.; LPG int. manifold gskts. not incl.; PermaDryPlus® oil pan gskt. incl.; PermaDryPlus® water outlet gskt. incl.; Premium valve stem seals incl.			
	1	Kit Gasket Set	79-76	260-1009	VINTAGE; Exh. pipe packing not incl.; LPG int. manifold gskts. not incl.; Premium valve stem seals incl.			
BLOCK	QTY	FREEZE PLUGS	YEARS	PART NO.	DESCRIPTION	BLOCK		
	1	Brass Block Plug Kit	80-76	381-8009				
	1	Steel Block Plug Kit	80-76	381-4017				
	1	Brass Deep Cup Freeze Plug	80-76	381-9030	1.750" Diameter			
1	Steel Deep Cup Freeze Plug	80-76	381-3082	1.750" Diameter, 0.593" Height				
1	Steel Shallow Cup Freeze Plug	80-76	381-2154	2.219" Diameter				
KITS	RE-RING KIT		YEARS	DESCRIPTION		PREMIUM KIT NO.	ECONOMY KIT NO.	KITS
	80	Exh. pipe packing not incl.; LPG int. manifold gskts. not incl.; Incl. A-Series aluminum bearings ; Premium valve stem seals incl.		Re-ring		205-660	205-160	
	80	Exh. pipe packing not incl.; LPG int. manifold gskts. not incl.; Incl. A-Series aluminum bearings ; Premium valve stem seals incl.		Re-ring w/Mains		205-660M	205-160M	
	OVERHAUL KIT		YEARS	DESCRIPTION		PREMIUM KIT NO.	ECONOMY KIT NO.	
80	Exh. pipe packing not incl.; LPG int. manifold gskts. not incl.; Incl. A-Series aluminum bearings ; Premium valve stem seals incl.; Incl. silent type chain		Master w/Frg. Pstn. Prm. Rings		MKF-660A	----		
80	Exh. pipe packing not incl.; LPG int. manifold gskts. not incl.; Premium valve stem seals incl.; Incl. silent type chain		Master w/o Rods & Mains		505-660A	505-160A		
80	Exh. pipe packing not incl.; LPG int. manifold gskts. not incl.; Incl. A-Series aluminum bearings ; Premium valve stem seals incl.; Incl. silent type chain		Master		MKP-660A	MKP-160A		
80	Exh. pipe packing not incl.; LPG int. manifold gskts. not incl.; Incl. A-Series aluminum bearings ; Premium valve stem seals incl.; Incl. silent type chain		Master w/o Pistons		MK-660A	MK-160A		

108 454 7.4L (7441cc) OHV V8 (16 Valve) (Chevrolet), 4.25" Bore (GMC Eng.), 4 Bbl. "VIN V" 1972

VALVE TRAIN	QTY	TIMING	YEARS	PART NO.	DESCRIPTION	VALVE TRAIN
	1	3 Piece Set	72	KT3-171S	H/D timing set; (1) 222-168; (1) 223-394; (1) 223-395	
	1	3 Piece Set	72	KT3-501SA	Incl. silent type chain; (1) 222-501; (1) 223-392; (1) 223-393	
	1	Timing Chain	72	222-168	H/D; Double rlr.; 66 Links	
	1	Timing Chain	72	222-501	Silent type; 50 Links	
	1	Crank Sprocket	72	223-393	19 Teeth	
	1	Crank Sprocket	72	223-395	H/D; 25 Teeth	
	1	Cam Sprocket	72	223-394	H/D; 50 Teeth	
VALVE TRAIN	QTY	CAMSHAFT/LIFTER	YEARS	PART NO.	DESCRIPTION	VALVE TRAIN
	16	Lifter	72	HT-817 Std Only	Hyd.	
	16	Lifter	72	HT-817R Std Only	Speed-Pro Hi-Revolution Hyd.	
	16	Lifter, Bulk	72	HT-817B Std Only	Hyd.; Carton of 128	
16	Lifter, Bulk	72	HT-817RB Std Only	Speed-Pro Hi-Revolution Hyd.; Carton of 128		
VALVE TRAIN	QTY	PUSH ROD	YEARS	PART NO.	DESCRIPTION	VALVE TRAIN
	8	Push Rod	72	RP-3181 Std Only	Loc. Exh.; .3125" dia.; 9.2520" O.A.L.	
	8	Push Rod	72	RP-3103 Std Only	Loc. Exh.; .375" Rod dia.; 9.2540" O.A.L.	
	8	Push Rod	72	RP-3215R Std Only	Loc. Exh.; Chrome-Moly; .375" tube dia.; 9.2520" O.A.L.	
	8	Push Rod	72	RP-3218R Std Only	Loc. Exh.; Chrome-Moly; .437" tube dia.; 9.2520" O.A.L.	
	8	Push Rod	72	RP-3182 Std Only	Loc. Int.; .3125" dia.; 8.2800" O.A.L.	
	8	Push Rod	72	RP-3104 Std Only	Loc. Int.; .375" Rod dia.; 8.2810" O.A.L.	
	8	Push Rod	72	RP-3216R Std Only	Loc. Int.; Chrome-Moly; .375" tube dia.; 8.2800" O.A.L.	
	8	Push Rod	72	RP-3217R Std Only	Loc. Int.; Chrome-Moly; .437" tube dia.; 8.2800" O.A.L.	
	8	Push Rod, Bulk	72	BRP-3181 Std Only	Loc. Exh.; .3125" dia.; Carton of 100; 9.2520" O.A.L.	

(continued on next page)

GMC Truck (Incl. SUV's)

454 7.4L (7441cc) OHV V8 (16 Valve) (Chevrolet), 4.25" Bore (GMC Eng.), 4 Bbl. "VIN V" 1972 108
(cont.)

QTY	PUSH ROD (cont.)	YEARS	PART NO.	DESCRIPTION
8	Push Rod, Bulk	72	BRP-3103 Std Only	Loc. Exh.; .375" Rod dia.; Carton of 100; 9.2540" O.A.L.
8	Push Rod, Bulk	72	BRP-3182 Std Only	Loc. Int.; .3125" dia.; Carton of 100; 8.2800" O.A.L.
8	Push Rod, Bulk	72	BRP-3104 Std Only	Loc. Int.; .375" Rod dia.; Carton of 100; 8.2810" O.A.L.
8	Push Rod Guide Plate	72	MR-1893 Std Only	Speed-Pro stepped guide plate for 3/8" dia. push rods; Requires screw-in studs
8	Push Rod Guide Plate	72	MR-1894 Std Only	Speed-Pro stepped guide plate for 7/16" dia. push rods; Requires screw-in studs
QTY	ROCKER PARTS	YEARS	PART NO.	DESCRIPTION
16	Arm Assy.	72	R-851 Std Only	Incl. arm, ball & nut
16	Arm Assy., Bulk	72	R-851B Std Only	Incl. arm, ball & nut; Carton of 64
16	Arm	72	R-851A Std Only	
16	Rocker Arm Ball	72	MR-1815 Std Only	
16	Nut	72	MR-1813 Std Only	7/16" thread
QTY	VALVE	YEARS	PART NO.	DESCRIPTION
8	Exhaust	72	V-1911 Std-3-15	VINTAGE; Chrome plated stem; 1.7200" Head Dia., 0.3718" Stem Dia., 5.3550" O.A.L.
8	Exhaust, Bulk	72	V-1911B Std-15	VINTAGE; Chrome plated stem; Carton of 25; 1.7200" Head Dia., 0.3718" Stem Dia., 5.3550" O.A.L.
8	Intake	72	V-1912 Std-3-15	Chrome plated stem; 2.0650" Head Dia., 0.3720" Stem Dia., 5.2300" O.A.L.
8	Intake, Bulk	72	V-1912B Std Only	Chrome plated stem; Carton of 25; 2.0650" Head Dia., 0.3720" Stem Dia., 5.2300" O.A.L.
QTY	VALVE GUIDE	YEARS	PART NO.	DESCRIPTION
8	Guide	72	VG-688 Std Only	Loc. Exh.; 0.3740" ID, 2.6300" O.A.L
8	Guide	72	VG-689 Std Only	Loc. Int.; 0.3735" ID, 2.4200" O.A.L
8	Guide, Bulk	72	VG-689B Std Only	Loc. Int.; Carton of 50; 0.3735" ID, 2.4200" O.A.L
QTY	VALVE SPRING	YEARS	PART NO.	DESCRIPTION
16	Spring	72	VS-708 Std Only	GMC Sprint Base, Custom; Double spring; 2.1200" Free Height
QTY	VALVE SEAL	YEARS	PART NO.	DESCRIPTION
16	Valve Stem Seal	72	ST-2004 Std Only	Positive type; Installation requires valve guide machining; (RBBTF) Rubber/PTFE
16	Valve Stem Seal	72	MV-1769C Std Only	Umbrella type; (PLY) Polyacrylate
16	Valve Stem Seal	72	MV-1912 Std Only	Umbrella type; Premium Material; (VTN) Viton®
16	Valve Stem Seal Bulk	72	ST-2004BC Std Only	Positive type; Installation requires valve guide machining; Carton of 100; (RBBTF) Rubber/PTFE
16	Valve Stem Seal Bulk	72	MV-1769 Std Only	Umbrella type; Carton of 100; (PLY) Polyacrylate
QTY	VALVE SEAT	YEARS	PART NO.	DESCRIPTION
8	Seat	72	245-1812-4 Std Only	Loc. Exh.; 1.8175" OD, 1.5625" ID, 0.2160" Depth
8	Seat	72	245-1812-4N Std Only	Loc. Exh.; Premium Material; 1.8175" OD, 1.5625" ID, 0.2160" Depth
8	Seat	72	245-2250-1 Std Only	Loc. Int.; Machine ID to fit; 2.2555" OD, 1.9375" ID, 0.1855" Depth
QTY	VALVE, MISC	YEARS	PART NO.	DESCRIPTION
32	Keeper	72	VK-138A Std Only	1 groove; Square cut key groove; Carton pack 24
32	Keeper	72	VK-138 Std Only	1 groove; Square cut key groove; Carton pack 32
32	Keeper	72	VK-138R Std Only	1 groove; Square cut key groove; Hardened
32	Keeper, Bulk	72	VK-138B Std Only	1 groove; Square cut key groove; Carton of 1000
16	Spring Insert	72	259-203C Std Only	.015"; Carton of 100
16	Spring Insert	72	259-203B Std Only	.030"; Carton of 100
16	Spring Insert	72	259-203BRS Std Only	.030"; Carton of 500
16	Spring Insert	72	259-203A Std Only	.060"; Carton of 100
16	Spring Insert	72	259-203ARS Std Only	.060"; Carton of 500
8	Rotocap	72	RC-163S Std Only	Loc. Exh.
QTY	RINGS	YEARS	PART NO.	DESCRIPTION
1	Premium Set	72	E-233K Std-20-30-40-60	2-5/64, 1-3/16; Premium Moly
1	Premium Set	72	R-9905 Std-30-60	2-5/64, 1-3/16; Speed-Pro plasma-moly Perf. ring set
1	Standard Set	72	E-233X Std-20-30-40-60	2-5/64, 1-3/16; Iron
QTY	SLEEVE	YEARS	PART NO.	DESCRIPTION
1	Repair Sleeve	72	SL-24Y Std Only	1/8" wall, must be cut to correct length
1	Repair Sleeve	72	SL-24M Std Only	3/32" wall, must be cut to correct length
QTY	ENGINE BEARINGS	YEARS	PART NO.	DESCRIPTION
1	Main Set	72	4400MA Std-1-2-10-20-30-40	A-Series aluminum bearings
1	Main Set	72	7133MA 10 10-20-30-40	A-Series aluminum bearings ; w/.010" O/S length flange brg.
1	Main Set	72	7122MA 10 10-20-30	A-Series aluminum bearings ; w/.020" O/S length flange brg.
1	Rod Set	72	8-3190A Std-1-10-20-30-40-60	A-Series aluminum bearings
8	Rod Pair	72	3190A Std-1-10-20-30-40-50	A-Series aluminum bearings

(continued on next page)

GMC Truck (Incl. SUV's)

108 454 7.4L (7441cc) OHV V8 (16 Valve) (Chevrolet), 4.25" Bore (GMC Eng.), 4 Bbl. "VIN V" 1972
(cont.)

BLOCK	ENGINE BEARINGS				
	QTY	(cont.)	YEARS	PART NO.	DESCRIPTION
	1	Cam Set	72	1404M	Std Only Babbitt material; Full round design
	QTY	OIL PUMP	YEARS	PART NO.	DESCRIPTION
	1	Oil Pump	72	224-4154	
1	Oil Pump	72	224-4153	High Volume; Check for clearance; Use shaft w/steel guide	
1	Inter. Shaft	72	224-6154A	Shaft w/slotted end, 6.52" O.A.L.; Use w/nylon guide	
1	Inter. Shaft	72	224-6154	Shaft w/slotted end, 6.82" O.A.L.; Has integral steel guide	
1	Oil Pump Shaft Guide	72	224-43343	Nylon	
QTY	GASKETS	YEARS	PART NO.	DESCRIPTION	
1	Kit Gasket Set	72	260-1009T	VINTAGE; Exh. pipe packing not incl.; LPG int. manifold gskts. not incl.; PermaDryPlus® oil pan gskt. incl.; PermaDryPlus® water outlet gskt. incl.; Premium valve stem seals incl.	
1	Kit Gasket Set	72	260-1009	VINTAGE; Exh. pipe packing not incl.; LPG int. manifold gskts. not incl.; Premium valve stem seals incl.	
QTY	FREEZE PLUGS	YEARS	PART NO.	DESCRIPTION	
1	Brass Block Plug Kit	72	381-8009		
1	Steel Block Plug Kit	72	381-4017		
1	Brass Deep Cup Freeze Plug	72	381-9030	1.750" Diameter	
1	Steel Deep Cup Freeze Plug	72	381-3082	1.750" Diameter, 0.593" Height	
1	Steel Shallow Cup Freeze Plug	72	381-2154	2.219" Diameter	

109 454 7.4L (7441cc) OHV V8 (16 Valve) (Chevrolet), 4.25" Bore (GMC Eng.), 4 Bbl. "VIN W" 1980-1972

VALVE TRAIN	QTY	TIMING	YEARS	PART NO.	DESCRIPTION
	1	3 Piece Set	80	KT3-171S	H/D timing set; (1) 222-168; (1) 223-394; (1) 223-395
	1	3 Piece Set	80	KT3-501SA	Incl. silent type chain; (1) 222-501; (1) 223-392; (1) 223-393
	1	3 Piece Set	72	KT3-171S	H/D timing set; (1) 222-168; (1) 223-394; (1) 223-395
	1	3 Piece Set	72	KT3-501SA	Incl. silent type chain; (1) 222-501; (1) 223-392; (1) 223-393
	1	Timing Chain	80	222-168	H/D; Double rlr.; 66 Links
	1	Timing Chain	80	222-501	Silent type; 50 Links
	1	Timing Chain	72	222-168	H/D; Double rlr.; 66 Links
	1	Timing Chain	72	222-501	Silent type; 50 Links
	1	Crank Sprocket	80	223-393	19 Teeth
	1	Crank Sprocket	80	223-395	H/D; 25 Teeth
	1	Crank Sprocket	72	223-393	19 Teeth
	1	Crank Sprocket	72	223-395	H/D; 25 Teeth
	1	Cam Sprocket	80	223-392	GMC C1500 Pickup Base, Heavy Half, High Sierra, Sierra Classic, Sierra Grande, Street Coupe, C1500 Suburban Base, High Sierra, Sierra Classic, Sierra Grande, C2500 Pickup Base, High Sierra, Sierra Classic, Sierra Grande, C2500 Suburban Base, High Sierra, Sierra Classic, Sierra Grande, C3500 Pickup B; 38 Teeth
	1	Cam Sprocket	80	223-394	H/D; 50 Teeth
1	Cam Sprocket	80	223-392	Std. Eng.s.; 38 Teeth	
1	Cam Sprocket	72	223-392	Chevrolet El Camino Custom I GMC Sprint Custom; 38 Teeth	
1	Cam Sprocket	72	223-394	H/D; 50 Teeth	
QTY	CAMSHAFT/LIFTER	YEARS	PART NO.	DESCRIPTION	
1	Camshaft	80	CS-774	Hydraulic, (050) Duration at .050 Lobe Lift, 203 Exh., 193 Int., 112 Degrees Lobe Separation	
1	Performance Cam	80	CS-1004R	Pro-1500 Perf. Cam; Use w/Hyd. lifters; 0.464" Exh. Valve Lift, 0.439" Int. Valve Lift, Hydraulic, (050) Duration at .050 Lobe Lift, 200 Exh., 190 Int., 110 Degrees Lobe Separation	
1	Performance Cam	80	CS-1088R	Pro-2000 Perf. Cam; Use w/Hyd. lifters; 0.501" Exh. Valve Lift, 0.476" Int. Valve Lift, Hydraulic, (050) Duration at .050 Lobe Lift, 214 Exh., 204 Int., 112 Degrees Lobe Separation	
1	Performance Cam	80	CS-1015R	Pro-3000 Perf. Cam; Use w/Hyd. lifters; 0.527" Exh. Valve Lift, 0.501" Int. Valve Lift, Hydraulic, (050) Duration at .050 Lobe Lift, 224 Exh., 214 Int., 112 Degrees Lobe Separation	
1	Prelube		55-403	Std Only 1.5 oz. packet	
1	Prelube		55-400	Std Only 4 oz. bottle; 1.5 oz. packet No. 55-403 also avail.	
16	Lifter	80	HT-817	Std Only Hyd.	
16	Lifter	80	HT-817R	Std Only Speed-Pro Hi-Revolution Hyd.	
16	Lifter	72	HT-817	Std Only Hyd.	
16	Lifter	72	HT-817R	Std Only Speed-Pro Hi-Revolution Hyd.	
16	Lifter, Bulk	80	HT-817B	Std Only Hyd.; Carton of 128	
16	Lifter, Bulk	80	HT-817RB	Std Only Speed-Pro Hi-Revolution Hyd.; Carton of 128	
16	Lifter, Bulk	72	HT-817B	Std Only Hyd.; Carton of 128	

(continued on next page)

GMC Truck (Incl. SUV's)

454 7.4L (7441cc) OHV V8 (16 Valve) (Chevrolet), 4.25" Bore (GMC Eng.), 4 Bbl. "VIN W" 1980-1972 109
(cont.)

QTY	CAMSHAFT/LIFTER	YEARS	PART NO.	DESCRIPTION
16	Lifter, Bulk	72	HT-817RB Std Only	Speed-Pro Hi-Revolution Hyd.; Carton of 128
QTY	CAM KIT	YEARS	PART NO.	DESCRIPTION
1	Cam/Lifter Kit	80	KC-774	Hyd.; (1) 55-403B; (1) CS-774; (16) HT-817
1	Cam/Lifter Kit	80	KC-1004R	Hyd.; Pro-1500 Perf. Cam; Duration at .050", 190 Int., 202 Exh.; Valve lift .454" Int., .480" Exh.; Lobe Separation 110 Degrees; (1) 55-403B; (1) CS-1004R; (16) HT-817
1	Cam/Lifter Kit	80	KC-1088R	Hyd.; Pro-2000 Perf. Cam; Duration at .050", 204 Int., 214 Exh.; Valve lift .476" Int., .501" Exh.; Lobe Separation 112 Degrees; (1) 55-403B; (1) CS-1088R; (16) HT-817
1	Cam/Lifter Kit	80	KC-1015R	Hyd.; Pro-3000 Perf. Cam; Duration at .050", 214 Int., 224 Exh.; Valve lift .501" Int., .527" Exh.; Lobe Separation 112 Degrees; (1) 55-403B; (1) CS-1015R; (16) HT-817
1	Cam/Lifter/Timing Kit	80	KCT-774A	H/D timing set; Hyd.; (1) 55-403B; (1) CS-774; (16) HT-817; (1) KT3-171S
1	Cam/Lifter/Timing Kit	80	KCT-774	Hyd.; Incl. silent type chain; (1) 55-403B; (1) CS-774; (16) HT-817; (1) KT3-501SA
1	Cam/Lifter/Timing Kit	80	KCT-1004R	Hyd.; Pro-1500 Perf. Cam; Duration at .050", 190 Int., 202 Exh.; Valve lift .454" Int., .480" Exh.; Lobe Separation 110 Degrees; (1) 55-403B; (1) CS-1004R; (1) CTS-1110NR; (16) HT-817
1	Cam/Lifter/Timing Kit	80	KCT-1088R	Hyd.; Pro-2000 Perf. Cam; Duration at .050", 204 Int., 214 Exh.; Valve lift .476" Int., .501" Exh.; Lobe Separation 112 Degrees; (1) 55-403B; (1) CS-1088R; (1) CTS-1110NR; (16) HT-817
1	Cam/Lifter/Timing Kit	80	KCT-1015R	Hyd.; Pro-3000 Perf. Cam; Duration at .050", 214 Int., 224 Exh.; Valve lift .501" Int., .527" Exh.; Lobe Separation 112 Degrees; (1) 55-403B; (1) CS-1015R; (1) CTS-1110NR; (16) HT-817
QTY	PUSH ROD	YEARS	PART NO.	DESCRIPTION
8	Push Rod	80	RP-3181 Std Only	Loc. Exh.; .3125" dia.; 9.2520" O.A.L.
8	Push Rod	80	RP-3103 Std Only	Loc. Exh.; .375" Rod dia.; 9.2540" O.A.L.
8	Push Rod	80	RP-3215R Std Only	Loc. Exh.; Chrome-Moly; .375" tube dia.; 9.2520" O.A.L.
8	Push Rod	80	RP-3218R Std Only	Loc. Exh.; Chrome-Moly; .437" tube dia.; 9.2520" O.A.L.
8	Push Rod	80	RP-3182 Std Only	Loc. Int.; .3125" dia.; 8.2800" O.A.L.
8	Push Rod	80	RP-3104 Std Only	Loc. Int.; .375" Rod dia.; 8.2810" O.A.L.
8	Push Rod	80	RP-3216R Std Only	Loc. Int.; Chrome-Moly; .375" tube dia.; 8.2800" O.A.L.
8	Push Rod	80	RP-3217R Std Only	Loc. Int.; Chrome-Moly; .437" tube dia.; 8.2800" O.A.L.
8	Push Rod	72	RP-3181 Std Only	Loc. Exh.; .3125" dia.; 9.2520" O.A.L.
8	Push Rod	72	RP-3103 Std Only	Loc. Exh.; .375" Rod dia.; 9.2540" O.A.L.
8	Push Rod	72	RP-3215R Std Only	Loc. Exh.; Chrome-Moly; .375" tube dia.; 9.2520" O.A.L.
8	Push Rod	72	RP-3218R Std Only	Loc. Exh.; Chrome-Moly; .437" tube dia.; 9.2520" O.A.L.
8	Push Rod	72	RP-3182 Std Only	Loc. Int.; .3125" dia.; 8.2800" O.A.L.
8	Push Rod	72	RP-3104 Std Only	Loc. Int.; .375" Rod dia.; 8.2810" O.A.L.
8	Push Rod	72	RP-3216R Std Only	Loc. Int.; Chrome-Moly; .375" tube dia.; 8.2800" O.A.L.
8	Push Rod	72	RP-3217R Std Only	Loc. Int.; Chrome-Moly; .437" tube dia.; 8.2800" O.A.L.
8	Push Rod, Bulk	80	BRP-3181 Std Only	Loc. Exh.; .3125" dia.; Carton of 100; 9.2520" O.A.L.
8	Push Rod, Bulk	80	BRP-3103 Std Only	Loc. Exh.; .375" Rod dia.; Carton of 100; 9.2540" O.A.L.
8	Push Rod, Bulk	80	BRP-3182 Std Only	Loc. Int.; .3125" dia.; Carton of 100; 8.2800" O.A.L.
8	Push Rod, Bulk	80	BRP-3104 Std Only	Loc. Int.; .375" Rod dia.; Carton of 100; 8.2810" O.A.L.
8	Push Rod, Bulk	72	BRP-3181 Std Only	Loc. Exh.; .3125" dia.; Carton of 100; 9.2520" O.A.L.
8	Push Rod, Bulk	72	BRP-3103 Std Only	Loc. Exh.; .375" Rod dia.; Carton of 100; 9.2540" O.A.L.
8	Push Rod, Bulk	72	BRP-3182 Std Only	Loc. Int.; .3125" dia.; Carton of 100; 8.2800" O.A.L.
8	Push Rod, Bulk	72	BRP-3104 Std Only	Loc. Int.; .375" Rod dia.; Carton of 100; 8.2810" O.A.L.
8	Push Rod Guide Plate	80	MR-1893 Std Only	Speed-Pro stepped guide plate for 3/8" dia. push rods; Requires screw-in studs
8	Push Rod Guide Plate	80	MR-1894 Std Only	Speed-Pro stepped guide plate for 7/16" dia. push rods; Requires screw-in studs
8	Push Rod Guide Plate	72	MR-1893 Std Only	Speed-Pro stepped guide plate for 3/8" dia. push rods; Requires screw-in studs
8	Push Rod Guide Plate	72	MR-1894 Std Only	Speed-Pro stepped guide plate for 7/16" dia. push rods; Requires screw-in studs
QTY	ROCKER PARTS	YEARS	PART NO.	DESCRIPTION
16	Arm Assy.	80	R-851 Std Only	Incl. arm, ball & nut
16	Arm Assy.	72	R-851 Std Only	Incl. arm, ball & nut
16	Arm Assy., Bulk	80	R-851B Std Only	Incl. arm, ball & nut; Carton of 64
16	Arm Assy., Bulk	72	R-851B Std Only	Incl. arm, ball & nut; Carton of 64
16	Arm	80	R-851A Std Only	
16	Arm	72	R-851A Std Only	
16	Rocker Arm Ball	80	MR-1815 Std Only	
16	Rocker Arm Ball	72	MR-1815 Std Only	
16	Nut	80	MR-1813 Std Only	7/16" thread

VALVE TRAIN

VALVE TRAIN

(continued on next page)

GMC Truck (Incl. SUV's)

109 454 7.4L (7441cc) OHV V8 (16 Valve) (Chevrolet), 4.25" Bore (GMC Eng.), 4 Bbl. "VIN W" 1980-1972
(cont.)

VALVE TRAIN

VALVE TRAIN

QTY	ROCKER PARTS (cont.)	YEARS	PART NO.	DESCRIPTION
16	Nut	72	MR-1813 Std Only	7/16" thread
QTY	VALVE	YEARS	PART NO.	DESCRIPTION
8	Exhaust	80	V-1989X Std-15	Chrome plated stem; Inconel; 1.7200" Head Dia., 0.3716" Stem Dia., 5.3550" O.A.L.
8	Exhaust	72	V-1911 Std-3-15	VINTAGE; Chrome plated stem; 1.7200" Head Dia., 0.3718" Stem Dia., 5.3550" O.A.L.
8	Exhaust, Bulk	72	V-1911B Std-15	VINTAGE; Chrome plated stem; Carton of 25; 1.7200" Head Dia., 0.3718" Stem Dia., 5.3550" O.A.L.
8	Intake	80	V-1912 Std-3-15	Chrome plated stem; 2.0650" Head Dia., 0.3720" Stem Dia., 5.2300" O.A.L.
8	Intake	72	V-1912 Std-3-15	Chrome plated stem; 2.0650" Head Dia., 0.3720" Stem Dia., 5.2300" O.A.L.
8	Intake, Bulk	80	V-1912B Std Only	Chrome plated stem; Carton of 25; 2.0650" Head Dia., 0.3720" Stem Dia., 5.2300" O.A.L.
8	Intake, Bulk	72	V-1912B Std Only	Chrome plated stem; Carton of 25; 2.0650" Head Dia., 0.3720" Stem Dia., 5.2300" O.A.L.
QTY	VALVE GUIDE	YEARS	PART NO.	DESCRIPTION
8	Guide	80	VG-688 Std Only	Loc. Exh.; 0.3740" ID, 2.6300" O.A.L
8	Guide	80	VG-689 Std Only	Loc. Int.; 0.3735" ID, 2.4200" O.A.L
8	Guide	72	VG-688 Std Only	Loc. Exh.; 0.3740" ID, 2.6300" O.A.L
8	Guide	72	VG-689 Std Only	Loc. Int.; 0.3735" ID, 2.4200" O.A.L
8	Guide, Bulk	80	VG-689B Std Only	Loc. Int.; Carton of 50; 0.3735" ID, 2.4200" O.A.L
8	Guide, Bulk	72	VG-689B Std Only	Loc. Int.; Carton of 50; 0.3735" ID, 2.4200" O.A.L
QTY	VALVE SPRING	YEARS	PART NO.	DESCRIPTION
16	Spring	80	VS-671 Std Only	2.0500" Free Height
16	Spring	72	VS-708 Std Only	GMC Sprint Base, Custom; Double spring; 2.1200" Free Height
16	Spring, Bulk	80	VS-671B Std Only	Carton of 150; 2.0500" Free Height
QTY	VALVE SEAL	YEARS	PART NO.	DESCRIPTION
16	Valve Stem Seal	80	ST-2004 Std Only	Positive type; Installation requires valve guide machining; (RBBTF) Rubber/PTFE
16	Valve Stem Seal	80	MV-1769C Std Only	Umbrella type; (PLY) Polyacrylate
16	Valve Stem Seal	80	MV-1912 Std Only	Umbrella type; Premium Material; (VTN) Viton®
16	Valve Stem Seal	72	ST-2004 Std Only	Positive type; Installation requires valve guide machining; (RBBTF) Rubber/PTFE
16	Valve Stem Seal	72	MV-1769C Std Only	Umbrella type; (PLY) Polyacrylate
16	Valve Stem Seal	72	MV-1912 Std Only	Umbrella type; Premium Material; (VTN) Viton®
16	Valve Stem Seal Bulk	80	ST-2004BC Std Only	Positive type; Installation requires valve guide machining; Carton of 100; (RBBTF) Rubber/PTFE
16	Valve Stem Seal Bulk	80	MV-1769 Std Only	Umbrella type; Carton of 100; (PLY) Polyacrylate
16	Valve Stem Seal Bulk	72	ST-2004BC Std Only	Positive type; Installation requires valve guide machining; Carton of 100; (RBBTF) Rubber/PTFE
16	Valve Stem Seal Bulk	72	MV-1769 Std Only	Umbrella type; Carton of 100; (PLY) Polyacrylate
QTY	VALVE SEAT	YEARS	PART NO.	DESCRIPTION
8	Seat	80	245-1812-4 Std Only	Loc. Exh.; 1.8175" OD, 1.5625" ID, 0.2160" Depth
8	Seat	80	245-1812-4N Std Only	Loc. Exh.; Premium Material; 1.8175" OD, 1.5625" ID, 0.2160" Depth
8	Seat	80	245-2250-1 Std Only	Loc. Int.; Machine ID to fit; 2.2555" OD, 1.9375" ID, 0.1855" Depth
8	Seat	72	245-1812-4 Std Only	Loc. Exh.; 1.8175" OD, 1.5625" ID, 0.2160" Depth
8	Seat	72	245-1812-4N Std Only	Loc. Exh.; Premium Material; 1.8175" OD, 1.5625" ID, 0.2160" Depth
8	Seat	72	245-2250-1 Std Only	Loc. Int.; Machine ID to fit; 2.2555" OD, 1.9375" ID, 0.1855" Depth
QTY	VALVE, MISC	YEARS	PART NO.	DESCRIPTION
32	Keeper	80	VK-138A Std Only	1 groove; Square cut key groove; Carton pack 24
32	Keeper	80	VK-138 Std Only	1 groove; Square cut key groove; Carton pack 32
32	Keeper	80	VK-138R Std Only	1 groove; Square cut key groove; Hardened
32	Keeper	72	VK-138A Std Only	1 groove; Square cut key groove; Carton pack 24
32	Keeper	72	VK-138 Std Only	1 groove; Square cut key groove; Carton pack 32
32	Keeper	72	VK-138R Std Only	1 groove; Square cut key groove; Hardened
32	Keeper, Bulk	80	VK-138B Std Only	1 groove; Square cut key groove; Carton of 1000
32	Keeper, Bulk	72	VK-138B Std Only	1 groove; Square cut key groove; Carton of 1000
16	Spring Insert	80	259-203C Std Only	.015"; Carton of 100
16	Spring Insert	80	259-203B Std Only	.030"; Carton of 100
16	Spring Insert	80	259-203BRS Std Only	.030"; Carton of 500
16	Spring Insert	80	259-203A Std Only	.060"; Carton of 100
16	Spring Insert	80	259-203ARS Std Only	.060"; Carton of 500
16	Spring Insert	72	259-203C Std Only	.015"; Carton of 100
16	Spring Insert	72	259-203B Std Only	.030"; Carton of 100
16	Spring Insert	72	259-203BRS Std Only	.030"; Carton of 500

(continued on next page)

GMC Truck (Incl. SUV's)

454 7.4L (7441cc) OHV V8 (16 Valve) (Chevrolet), 4.25" Bore (GMC Eng.), 4 Bbl. "VIN W" 1980-1972 109
(cont.)

QTY	VALVE, MISC (cont.)	YEARS	PART NO.	DESCRIPTION
16	Spring Insert	72	259-203A Std Only	.060"; Carton of 100
16	Spring Insert	72	259-203ARS Std Only	.060"; Carton of 500
8	Rotocap	80	RC-163S Std Only	Loc. Exh.
8	Rotocap	72	RC-163S Std Only	Loc. Exh.
QTY	PISTON	YEARS	PART NO.	DESCRIPTION
8	Cast Piston	80	H661CP Std-20-30-40-60-100	Use in sets only; Hypereutectic; .9893" Pin Dia.; 2 Rings 5/64 Groove, 1 Ring 3/16 Groove, 1.625 CD, Flat Head w/2 valve reliefs; Use E424K30 ring set for H661CP100; DUROSHIELD® skirt coated piston
8	Cast Piston - Individual	80	WH661CP Std-20-30-40-60-100	Use in sets only; Hypereutectic; .9893" Pin Dia.; 2 Rings 5/64 Groove, 1 Ring 3/16 Groove, 1.625 CD, Flat Head w/2 valve reliefs; Use E424K30 ring set for H661CP100; DUROSHIELD® skirt coated piston
1	Cast Piston Set w/Prem. Rings	80	8KH661CP 30 30-40-60	Cast; .9893" Pin Dia.; 2 Rings 5/64 Groove, 1 Ring 3/16 Groove, 1.625 CD, Flat Head w/2 valve reliefs; DUROSHIELD® skirt coated piston
8	POWERFORGED	80	L-2377F Std-20-30-40-60	Powerforged; 0.9894" Pin Dia.; 2 Rings 5/64 Groove, 1 Ring 3/16 Groove, 1.640 CD, Flat, 2 reliefs, Chamfer; DUROSHIELD® skirt coated piston
8	POWERFORGED Piston-Individual	80	WL-2377F Std-20-30-40-60	Powerforged; 0.9894" Pin Dia.; 2 Rings 5/64 Groove, 1 Ring 3/16 Groove, 1.640 CD, Flat, 2 reliefs, Chamfer; DUROSHIELD® skirt coated piston
1	POWERFORGED Piston Set w/Rings	80	8KL2377F 30 30-40-60	Powerforged; 0.9894" Pin Dia.; 2 Rings 5/64 Groove, 1 Ring 3/16 Groove, 1.640 CD, Flat Head w/2 valve reliefs .180 wide x 45 degree top land chamfer. DUROSHIELD® skirt coated piston.
QTY	RINGS	YEARS	PART NO.	DESCRIPTION
1	Premium Set	80	E-233K Std-20-30-40-60	2-5/64, 1-3/16; Premium Moly
1	Premium Set	80	R-9905 Std-30-60	2-5/64, 1-3/16; Speed-Pro plasma-moly Perf. ring set
1	Premium Set	72	E-233K Std-20-30-40-60	2-5/64, 1-3/16; Premium Moly
1	Premium Set	72	R-9905 Std-30-60	2-5/64, 1-3/16; Speed-Pro plasma-moly Perf. ring set
1	Standard Set	80	E-233X Std-20-30-40-60	2-5/64, 1-3/16; Iron
1	Standard Set	72	E-233X Std-20-30-40-60	2-5/64, 1-3/16; Iron
QTY	SLEEVE	YEARS	PART NO.	DESCRIPTION
1	Repair Sleeve	80	SL-24Y Std Only	1/8" wall, must be cut to correct length
1	Repair Sleeve	80	SL-24M Std Only	3/32" wall, must be cut to correct length
1	Repair Sleeve	72	SL-24Y Std Only	1/8" wall, must be cut to correct length
1	Repair Sleeve	72	SL-24M Std Only	3/32" wall, must be cut to correct length
QTY	ENGINE BEARINGS	YEARS	PART NO.	DESCRIPTION
1	Main Set	80	4400MA Std-1-2-10-20-30-40	A-Series aluminum bearings
1	Main Set	80	7133MA 10 10-20-30-40	A-Series aluminum bearings; w/.010" O/S length flange brg.
1	Main Set	80	7122MA 10 10-20-30	A-Series aluminum bearings; w/.020" O/S length flange brg.
1	Main Set	72	4400MA Std-1-2-10-20-30-40	A-Series aluminum bearings
1	Main Set	72	7133MA 10 10-20-30-40	A-Series aluminum bearings; w/.010" O/S length flange brg.
1	Main Set	72	7122MA 10 10-20-30	A-Series aluminum bearings; w/.020" O/S length flange brg.
1	Rod Set	80	8-3190A Std-1-10-20-30-40-60	A-Series aluminum bearings
1	Rod Set	72	8-3190A Std-1-10-20-30-40-60	A-Series aluminum bearings
8	Rod Pair	80	3190A Std-1-10-20-30-40-50	A-Series aluminum bearings
8	Rod Pair	72	3190A Std-1-10-20-30-40-50	A-Series aluminum bearings
1	Cam Set	80	1404M Std Only	Babbitt material; Full round design
1	Cam Set	72	1404M Std Only	Babbitt material; Full round design
QTY	OIL PUMP	YEARS	PART NO.	DESCRIPTION
1	Oil Pump	80	224-4154	
1	Oil Pump	80	224-4153	High Volume; Check for clearance; Use shaft w/steel guide
1	Oil Pump	72	224-4154	
1	Oil Pump	72	224-4153	High Volume; Check for clearance; Use shaft w/steel guide
1	Inter. Shaft	80	224-6154A	Shaft w/slotted end, 6.52" O.A.L.; Use w/nylon guide
1	Inter. Shaft	80	224-6154	Shaft w/slotted end, 6.82" O.A.L.; Has integral steel guide
1	Inter. Shaft	72	224-6154A	Shaft w/slotted end, 6.52" O.A.L.; Use w/nylon guide
1	Inter. Shaft	72	224-6154	Shaft w/slotted end, 6.82" O.A.L.; Has integral steel guide
1	Oil Pump Shaft Guide	80	224-43343	Nylon
1	Oil Pump Shaft Guide	72	224-43343	Nylon
1	Screen Assy.	80	224-43620	Chevrolet P30 Series Base, Step-Van GMC P3500 Van Base, Value Van; Use with 8" pan
1	Screen Assy.	80	224-14264	Exc. Chevrolet P30 Series Base, Step-Van GMC P3500 Van Base, Value Van; Use with 9" pan

(continued on next page)

GMC Truck (Incl. SUV's)

109 454 7.4L (7441cc) OHV V8 (16 Valve) (Chevrolet), 4.25" Bore (GMC Eng.), 4 Bbl. "VIN W" 1980-1972
(cont.)

B L O C K	QTY	GASKETS	YEARS	PART NO.	DESCRIPTION	B L O C K		
	1	Kit Gasket Set	80	260-1046	Exh. pipe packing not incl.; Premium valve stem seals incl.			
	1	Kit Gasket Set	72	260-1009T	VINTAGE; Exh. pipe packing not incl.; LPG int. manifold gskts. not incl.; PermaDryPlus® oil pan gskt. incl.; PermaDryPlus® water outlet gskt. incl.; Premium valve stem seals incl.			
	1	Kit Gasket Set	72	260-1009	VINTAGE; Exh. pipe packing not incl.; LPG int. manifold gskts. not incl.; Premium valve stem seals incl.			
B L O C K	QTY	FREEZE PLUGS	YEARS	PART NO.	DESCRIPTION	B L O C K		
	1	Brass Block Plug Kit	80	381-8009				
	1	Brass Block Plug Kit	72	381-8009				
	1	Steel Block Plug Kit	80	381-4017				
	1	Steel Block Plug Kit	72	381-4017				
	1	Brass Deep Cup Freeze Plug	80	381-9030	1.750" Diameter			
	1	Brass Deep Cup Freeze Plug	72	381-9030	1.750" Diameter			
	1	Steel Deep Cup Freeze Plug	80	381-3082	1.750" Diameter, 0.593" Height			
	1	Steel Deep Cup Freeze Plug	72	381-3082	1.750" Diameter, 0.593" Height			
	1	Steel Shallow Cup Freeze Plug	80	381-2154	2.219" Diameter			
	1	Steel Shallow Cup Freeze Plug	72	381-2154	2.219" Diameter			
K I T S	RE-RING KIT		YEARS	DESCRIPTION		PREMIUM KIT NO.	ECONOMY KIT NO.	K I T S
	80	Exh. pipe packing not incl.; LPG int. manifold gskts. not incl.; Incl. A-Series aluminum bearings ; Premium valve stem seals incl.		Re-ring		205-660	205-160	
	80	Exh. pipe packing not incl.; LPG int. manifold gskts. not incl.; Incl. A-Series aluminum bearings ; Premium valve stem seals incl.		Re-ring w/Mains		205-660M	205-160M	
K I T S	OVERHAUL KIT		YEARS	DESCRIPTION		PREMIUM KIT NO.	ECONOMY KIT NO.	K I T S
	80	Exh. pipe packing not incl.; LPG int. manifold gskts. not incl.; Incl. A-Series aluminum bearings ; Premium valve stem seals incl.; Incl. silent type chain		Mster w/Frg. Pstn. Prm. Rings		MKF-660A	----	
	80	Exh. pipe packing not incl.; LPG int. manifold gskts. not incl.; Premium valve stem seals incl.; Incl. silent type chain		Master w/o Rods & Mains		505-660A	505-160A	
	80	Exh. pipe packing not incl.; LPG int. manifold gskts. not incl.; Incl. A-Series aluminum bearings ; Premium valve stem seals incl.; Incl. silent type chain		Master		MKP-660A	MKP-160A	
	80	Exh. pipe packing not incl.; LPG int. manifold gskts. not incl.; Incl. A-Series aluminum bearings ; Premium valve stem seals incl.; Incl. silent type chain		Master w/o Pistons		MK-660A	MK-160A	

110 454 7.4L (7441cc) OHV V8 (16 Valve) (Chevrolet), 4.25" Bore (GMC Eng.), 4 Bbl. "VIN Y" 1978-1973

V A L V E T R A I N	QTY	TIMING	YEARS	PART NO.	DESCRIPTION	V A L V E T R A I N
	1	3 Piece Set	78	KT3-171S	H/D timing set; (1) 222-168; (1) 223-394; (1) 223-395	
	1	3 Piece Set	78-73	KT3-501SA	Incl. silent type chain; (1) 222-501; (1) 223-392; (1) 223-393	
	1	3 Piece Set	77	KT3-171S	Chevrolet C30 Pickup Silverado, G10 Van Beauville; (1) 222-168; (1) 223-394; (1) 223-395	
	1	3 Piece Set	77	KT3-171S	Exc. Chevrolet C30 Pickup Silverado, G10 Van Beauville; H/D timing set; (1) 222-168; (1) 223-394; (1) 223-395	
	1	3 Piece Set	76-73	KT3-171S	H/D timing set; (1) 222-168; (1) 223-394; (1) 223-395	
	1	Timing Chain	78-73	222-168	H/D; Double rlr.; 66 Links	
	1	Timing Chain	78-73	222-501	Silent type; 50 Links	
	1	Crank Sprocket	78-73	223-393	19 Teeth	
	1	Crank Sprocket	78-73	223-395	H/D; 25 Teeth	
	1	Cam Sprocket	78-73	223-394	H/D; 50 Teeth	
	1	Cam Sprocket	77	223-392	Chevrolet P30 Series Base, Step-Van; Std. Eng.; 38 Teeth	
	1	Cam Sprocket	76	223-392	Chevrolet P20 Series Base, Step-Van, P30 Series Base, Step-Van; Std. Eng.; 38 Teeth	
	1	Cam Sprocket	74-73	223-392	Exc. GMC Sprint Base, Custom; Std. Eng.; 38 Teeth	
V A L V E T R A I N	QTY	CAMSHAFT/LIFTER	YEARS	PART NO.	DESCRIPTION	V A L V E T R A I N
	1	Camshaft	78-76	CS-774	Hydraulic, (050) Duration at .050 Lobe Lift, 203 Exh., 193 Int., 112 Degrees Lobe Separation	
	1	Camshaft	75-73	CS-660	VINTAGE; Hydraulic, (050) Duration at .050 Lobe Lift, 213 Exh., 210 Int., 113 Degrees Lobe Separation	
	1	Performance Cam	78-73	CS-1004R	Pro-1500 Perf. Cam; Use w/Hyd. lifters; 0.464" Exh. Valve Lift, 0.439" Int. Valve Lift, Hydraulic, (050) Duration at .050 Lobe Lift, 200 Exh., 190 Int., 110 Degrees Lobe Separation	

(continued on next page)

GMC Truck (Incl. SUV's)

454 7.4L (7441cc) OHV V8 (16 Valve) (Chevrolet), 4.25" Bore (GMC Eng.), 4 Bbl. "VIN Y" 1978-1973 110
(cont.)

QTY	CAMSHAFT/LIFTER	YEARS	PART NO.	DESCRIPTION
1	(cont.) Performance Cam	78-73	CS-1088R	Pro-2000 Perf. Cam; Use w/Hyd. lifters; 0.501" Exh. Valve Lift, 0.476" Int. Valve Lift, Hydraulic, (050) Duration at .050 Lobe Lift, 214 Exh., 204 Int., 112 Degrees Lobe Separation
1	Performance Cam	78-73	CS-1015R	Pro-3000 Perf. Cam; Use w/Hyd. lifters; 0.527" Exh. Valve Lift, 0.501" Int. Valve Lift, Hydraulic, (050) Duration at .050 Lobe Lift, 224 Exh., 214 Int., 112 Degrees Lobe Separation
1	Prelube		55-403 Std Only	1.5 oz. packet
1	Prelube		55-400 Std Only	4 oz. bottle; 1.5 oz. packet No. 55-403 also avail.
16	Lifter	78-73	HT-817 Std Only	Hyd.
16	Lifter	78-73	HT-817R Std Only	Speed-Pro Hi-Revolution Hyd.
16	Lifter, Bulk	78-73	HT-817B Std Only	Hyd.; Carton of 128
16	Lifter, Bulk	78-73	HT-817RB Std Only	Speed-Pro Hi-Revolution Hyd.; Carton of 128
QTY	CAM KIT	YEARS	PART NO.	DESCRIPTION
1	Cam/Lifter Kit	78-76	KC-774	Hyd.; (1) 55-403B; (1) CS-774; (16) HT-817
1	Cam/Lifter Kit	78-73	KC-1004R	Hyd.; Pro-1500 Perf. Cam; Duration at .050", 190 Int., 202 Exh.; Valve lift .454" Int., .480" Exh.; Lobe Separation 110 Degrees; (1) 55-403B; (1) CS-1004R; (16) HT-817
1	Cam/Lifter Kit	78-73	KC-1088R	Hyd.; Pro-2000 Perf. Cam; Duration at .050", 204 Int., 214 Exh.; Valve lift .476" Int., .501" Exh.; Lobe Separation 112 Degrees; (1) 55-403B; (1) CS-1088R; (16) HT-817
1	Cam/Lifter Kit	78-73	KC-1015R	Hyd.; Pro-3000 Perf. Cam; Duration at .050", 214 Int., 224 Exh.; Valve lift .501" Int., .527" Exh.; Lobe Separation 112 Degrees; (1) 55-403B; (1) CS-1015R; (16) HT-817
1	Cam/Lifter/Timing Kit	78-76	KCT-774A	H/D timing set; Hyd.; (1) 55-403B; (1) CS-774; (16) HT-817; (1) KT3-171S
1	Cam/Lifter/Timing Kit	78-76	KCT-774	Hyd.; Incl. silent type chain; (1) 55-403B; (1) CS-774; (16) HT-817; (1) KT3-501SA
1	Cam/Lifter/Timing Kit	78-73	KCT-1004R	Hyd.; Pro-1500 Perf. Cam; Duration at .050", 190 Int., 202 Exh.; Valve lift .454" Int., .480" Exh.; Lobe Separation 110 Degrees; (1) 55-403B; (1) CS-1004R; (1) CTS-1110NR; (16) HT-817
1	Cam/Lifter/Timing Kit	78-73	KCT-1088R	Hyd.; Pro-2000 Perf. Cam; Duration at .050", 204 Int., 214 Exh.; Valve lift .476" Int., .501" Exh.; Lobe Separation 112 Degrees; (1) 55-403B; (1) CS-1088R; (1) CTS-1110NR; (16) HT-817
1	Cam/Lifter/Timing Kit	78-73	KCT-1015R	Hyd.; Pro-3000 Perf. Cam; Duration at .050", 214 Int., 224 Exh.; Valve lift .501" Int., .527" Exh.; Lobe Separation 112 Degrees; (1) 55-403B; (1) CS-1015R; (1) CTS-1110NR; (16) HT-817
QTY	PUSH ROD	YEARS	PART NO.	DESCRIPTION
8	Push Rod	78-73	RP-3181 Std Only	Loc. Exh.; .3125" dia.; 9.2520" O.A.L.
8	Push Rod	78-73	RP-3103 Std Only	Loc. Exh.; .375" Rod dia.; 9.2540" O.A.L.
8	Push Rod	78-73	RP-3215R Std Only	Loc. Exh.; Chrome-Moly; .375" tube dia.; 9.2520" O.A.L.
8	Push Rod	78-73	RP-3218R Std Only	Loc. Exh.; Chrome-Moly; .437" tube dia.; 9.2520" O.A.L.
8	Push Rod	78-73	RP-3182 Std Only	Loc. Int.; .3125" dia.; 8.2800" O.A.L.
8	Push Rod	78-73	RP-3104 Std Only	Loc. Int.; .375" Rod dia.; 8.2810" O.A.L.
8	Push Rod	78-73	RP-3216R Std Only	Loc. Int.; Chrome-Moly; .375" tube dia.; 8.2800" O.A.L.
8	Push Rod	78-73	RP-3217R Std Only	Loc. Int.; Chrome-Moly; .437" tube dia.; 8.2800" O.A.L.
8	Push Rod, Bulk	78-73	BRP-3181 Std Only	Loc. Exh.; .3125" dia.; Carton of 100; 9.2520" O.A.L.
8	Push Rod, Bulk	78-73	BRP-3103 Std Only	Loc. Exh.; .375" Rod dia.; Carton of 100; 9.2540" O.A.L.
8	Push Rod, Bulk	78-73	BRP-3182 Std Only	Loc. Int.; .3125" dia.; Carton of 100; 8.2800" O.A.L.
8	Push Rod, Bulk	78-73	BRP-3104 Std Only	Loc. Int.; .375" Rod dia.; Carton of 100; 8.2810" O.A.L.
8	Push Rod Guide Plate	78-73	MR-1893 Std Only	Speed-Pro stepped guide plate for 3/8" dia. push rods; Requires screw-in studs
8	Push Rod Guide Plate	78-73	MR-1894 Std Only	Speed-Pro stepped guide plate for 7/16" dia. push rods; Requires screw-in studs
QTY	ROCKER PARTS	YEARS	PART NO.	DESCRIPTION
16	Arm Assy.	78-73	R-851 Std Only	Incl. arm, ball & nut
16	Arm Assy., Bulk	78-73	R-851B Std Only	Incl. arm, ball & nut; Carton of 64
16	Arm	78-73	R-851A Std Only	
16	Rocker Arm Ball	78-73	MR-1815 Std Only	
16	Nut	78-73	MR-1813 Std Only	7/16" thread
QTY	VALVE	YEARS	PART NO.	DESCRIPTION
8	Exhaust	78-73	V-1989X Std-15	Chrome plated stem; Inconel; 1.7200" Head Dia., 0.3716" Stem Dia., 5.3550" O.A.L.
8	Exhaust	76-73	V-1911 Std-3-15	VINTAGE; Chrome plated stem; 1.7200" Head Dia., 0.3718" Stem Dia., 5.3550" O.A.L.
8	Exhaust, Bulk	76-73	V-1911B Std-15	VINTAGE; Chrome plated stem; Carton of 25; 1.7200" Head Dia., 0.3718" Stem Dia., 5.3550" O.A.L.

VALVE TRAIN

VALVE TRAIN

(continued on next page)

GMC Truck (Incl. SUV's)

110 454 7.4L (7441cc) OHV V8 (16 Valve) (Chevrolet), 4.25" Bore (GMC Eng.), 4 Bbl. "VIN Y" 1978-1973
(cont.)

QTY	VALVE (cont.)	YEARS	PART NO.	DESCRIPTION
8	Intake	78-73	V-1912 Std-3-15	Chrome plated stem; 2.0650" Head Dia., 0.3720" Stem Dia., 5.2300" O.A.L.
8	Intake, Bulk	78-73	V-1912B Std Only	Chrome plated stem; Carton of 25; 2.0650" Head Dia., 0.3720" Stem Dia., 5.2300" O.A.L.
QTY	VALVE GUIDE	YEARS	PART NO.	DESCRIPTION
8	Guide	78-73	VG-688 Std Only	Loc. Exh.; 0.3740" ID, 2.6300" O.A.L
8	Guide	78-73	VG-689 Std Only	Loc. Int.; 0.3735" ID, 2.4200" O.A.L
8	Guide, Bulk	78-73	VG-689B Std Only	Loc. Int.; Carton of 50; 0.3735" ID, 2.4200" O.A.L
QTY	VALVE SPRING	YEARS	PART NO.	DESCRIPTION
16	Spring	78-75	VS-671 Std Only	2.0500" Free Height
16	Spring	74-73	VS-728 Std Only	VINTAGE; 2.0930" Free Height
16	Spring, Bulk	78-75	VS-671B Std Only	Carton of 150; 2.0500" Free Height
QTY	VALVE SEAL	YEARS	PART NO.	DESCRIPTION
16	Valve Stem Seal	78-73	ST-2004 Std Only	Positive type; Installation requires valve guide machining; (RBBTF) Rubber/PTFE
16	Valve Stem Seal	78-73	MV-1769C Std Only	Umbrella type; (PLY) Polyacrylate
16	Valve Stem Seal	78-73	MV-1912 Std Only	Umbrella type; Premium Material; (VTN) Viton®
16	Valve Stem Seal Bulk	78-73	ST-2004BC Std Only	Positive type; Installation requires valve guide machining; Carton of 100; (RBBTF) Rubber/PTFE
16	Valve Stem Seal Bulk	78-73	MV-1769 Std Only	Umbrella type; Carton of 100; (PLY) Polyacrylate
QTY	VALVE SEAT	YEARS	PART NO.	DESCRIPTION
8	Seat	78-73	245-1812-4 Std Only	Loc. Exh.; 1.8175" OD, 1.5625" ID, 0.2160" Depth
8	Seat	78-73	245-1812-4N Std Only	Loc. Exh.; Premium Material; 1.8175" OD, 1.5625" ID, 0.2160" Depth
8	Seat	78-73	245-2250-1 Std Only	Loc. Int.; Machine ID to fit; 2.2555" OD, 1.9375" ID, 0.1855" Depth
QTY	VALVE, MISC	YEARS	PART NO.	DESCRIPTION
32	Keeper	78-73	VK-138A Std Only	1 groove; Square cut key groove; Carton pack 24
32	Keeper	78-73	VK-138 Std Only	1 groove; Square cut key groove; Carton pack 32
32	Keeper	78-73	VK-138R Std Only	1 groove; Square cut key groove; Hardened
32	Keeper, Bulk	78-73	VK-138B Std Only	1 groove; Square cut key groove; Carton of 1000
16	Spring Insert	78-73	259-203C Std Only	.015"; Carton of 100
16	Spring Insert	78-73	259-203B Std Only	.030"; Carton of 100
16	Spring Insert	78-73	259-203BRS Std Only	.030"; Carton of 500
16	Spring Insert	78-73	259-203A Std Only	.060"; Carton of 100
16	Spring Insert	78-73	259-203ARS Std Only	.060"; Carton of 500
8	Rotocap	78-73	RC-163S Std Only	Loc. Exh.
QTY	PISTON	YEARS	PART NO.	DESCRIPTION
8	Cast Piston	78-73	H661CP Std-20-30-40-60-100	Use in sets only; Hypereutectic; .9893" Pin Dia.; 2 Rings 5/64 Groove, 1 Ring 3/16 Groove, 1.625 CD, Flat Head w/2 valve reliefs; Use E424K30 ring set for H661CP100; DUROSHIELD® skirt coated piston
8	Cast Piston - Individual	78-73	WH661CP Std-20-30-40-60-100	Use in sets only; Hypereutectic; .9893" Pin Dia.; 2 Rings 5/64 Groove, 1 Ring 3/16 Groove, 1.625 CD, Flat Head w/2 valve reliefs; Use E424K30 ring set for H661CP100; DUROSHIELD® skirt coated piston
1	Cast Piston Set w/Prem. Rings	78-73	8KH661CP 30 30-40-60	Cast; .9893" Pin Dia.; 2 Rings 5/64 Groove, 1 Ring 3/16 Groove, 1.625 CD, Flat Head w/2 valve reliefs; DUROSHIELD® skirt coated piston
8	POWERFORGED	78-73	L-2377F Std-20-30-40-60	Powerforged; 0.9894" Pin Dia.; 2 Rings 5/64 Groove, 1 Ring 3/16 Groove, 1.640 CD, Flat, 2 reliefs, Chamfer; DUROSHIELD® skirt coated piston
8	POWERFORGED Piston-Individual	78-73	WL-2377F Std-20-30-40-60	Powerforged; 0.9894" Pin Dia.; 2 Rings 5/64 Groove, 1 Ring 3/16 Groove, 1.640 CD, Flat, 2 reliefs, Chamfer; DUROSHIELD® skirt coated piston
1	POWERFORGED Piston Set w/Rings	78-73	8KL2377F 30 30-40-60	Powerforged; 0.9894" Pin Dia.; 2 Rings 5/64 Groove, 1 Ring 3/16 Groove, 1.640 CD, Flat Head w/2 valve reliefs .180 wide x 45 degree top land chamfer. DUROSHIELD® skirt coated piston.
QTY	RINGS	YEARS	PART NO.	DESCRIPTION
1	Premium Set	78-73	E-233K Std-20-30-40-60	2-5/64, 1-3/16; Premium Moly
1	Premium Set	78-73	R-9905 Std-30-60	2-5/64, 1-3/16; Speed-Pro plasma-moly Perf. ring set
1	Standard Set	78-73	E-233X Std-20-30-40-60	2-5/64, 1-3/16; Iron
QTY	SLEEVE	YEARS	PART NO.	DESCRIPTION
1	Repair Sleeve	78-73	SL-24Y Std Only	1/8" wall, must be cut to correct length
1	Repair Sleeve	78-73	SL-24M Std Only	3/32" wall, must be cut to correct length
QTY	ENGINE BEARINGS	YEARS	PART NO.	DESCRIPTION
1	Main Set	78-73	4400MA Std-1-2-10-20-30-40	A-Series aluminum bearings
1	Main Set	78-73	7133MA 10 10-20-30-40	A-Series aluminum bearings; w/.010" O/S length flange brg.

(continued on next page)

GMC Truck (Incl. SUV's)

454 7.4L (7441cc) OHV V8 (16 Valve) (Chevrolet), 4.25" Bore (GMC Eng.), 4 Bbl. "VIN Y" 1978-1973 110
(cont.)

BLOCK	QTY	ENGINE BEARINGS	YEARS	PART NO.	DESCRIPTION
	1	Main Set	78-73	7122MA 10	10-20-30 A-Series aluminum bearings; w/.020" O/S length flange brg.
	1	Rod Set	78-73	8-3190A	Std-1-10-20-30-40-60 A-Series aluminum bearings
	8	Rod Pair	78-73	3190A	Std-1-10-20-30-40-50 A-Series aluminum bearings
	1	Cam Set	78-73	1404M	Std Only Babbitt material; Full round design
BLOCK	QTY	OIL PUMP	YEARS	PART NO.	DESCRIPTION
	1	Oil Pump	78-73	224-4154	
	1	Oil Pump	78-73	224-4153	High Volume; Check for clearance; Use shaft w/steel guide
	1	Inter. Shaft	78-73	224-6154A	Shaft w/slotted end, 6.52" O.A.L.; Use w/nylon guide
	1	Inter. Shaft	78-73	224-6154	Shaft w/slotted end, 6.82" O.A.L.; Has integral steel guide
	1	Oil Pump Shaft Guide	78-73	224-43343	Nylon
	1	Screen Assy.	78-77	224-43620	Chevrolet P30 Series Base, Step-Van I GMC P35 Van Base, Value Van; Use with 8" pan
	1	Screen Assy.	78-77	224-14264	Exc. Chevrolet P30 Series Base, Step-Van I GMC P35 Van Base, Value Van; Use with 9" pan
	1	Screen Assy.	76-73	224-43620	Use with 8" pan
BLOCK	QTY	GASKETS	YEARS	PART NO.	DESCRIPTION
	1	Kit Gasket Set	78-73	260-1009T	VINTAGE; Exh. pipe packing not incl.; LPG int. manifold gskts. not incl.; PermaDryPlus® oil pan gskt. incl.; PermaDryPlus® water outlet gskt. incl.; Premium valve stem seals incl.
	1	Kit Gasket Set	78-73	260-1009	VINTAGE; Exh. pipe packing not incl.; LPG int. manifold gskts. not incl.; Premium valve stem seals incl.
BLOCK	QTY	FREEZE PLUGS	YEARS	PART NO.	DESCRIPTION
	1	Brass Block Plug Kit	78-73	381-8009	
	1	Steel Block Plug Kit	78-73	381-4017	
	1	Brass Deep Cup Freeze Plug	78-73	381-9030	1.750" Diameter
	1	Steel Deep Cup Freeze Plug	78-73	381-3082	1.750" Diameter, 0.593" Height
	1	Steel Shallow Cup Freeze Plug	78-73	381-2154	2.219" Diameter

454 7.4L (7441cc) OHV V8 (16 Valve) (Chevrolet), 4.25" Bore (GMC Eng.), 4 Bbl. "VIN Z" 1975-1973 111

VALVE TRAIN	QTY	TIMING	YEARS	PART NO.	DESCRIPTION
	1	3 Piece Set	75-73	KT3-171S	H/D timing set; (1) 222-168; (1) 223-394; (1) 223-395
	1	3 Piece Set	75-73	KT3-501SA	Incl. silent type chain; (1) 222-501; (1) 223-392; (1) 223-393
	1	Timing Chain	75-73	222-168	H/D; Double rlr.; 66 Links
	1	Timing Chain	75-73	222-501	Silent type; 50 Links
	1	Crank Sprocket	75-73	223-393	19 Teeth
	1	Crank Sprocket	75-73	223-395	H/D; 25 Teeth
	1	Cam Sprocket	75-73	223-394	H/D; 50 Teeth
	1	Cam Sprocket	75	223-392	Chevrolet C10 Pickup Cheyenne, Custom Deluxe, Scottsdale, Silverado, C10 Suburban Custom Deluxe, Scottsdale, Silverado, C20 Pickup Cheyenne, Custom Deluxe, Scottsdale, Silverado, C20 Suburban Custom Deluxe, Scottsdale, Silverado, C30 Pickup Cheyenne, Custom Deluxe, Scottsdale, Silverado, G30 Van Bea; Std. Eng.s.; 38 Teeth
	1	Cam Sprocket	74	223-392	Chevrolet C10 Pickup Base, C10 Suburban Base, C20 Pickup Base, C20 Suburban Base, C30 Pickup Base, G10 Van Base, G20 Van Base, G30 Van Base, K10 Pickup Base, K20 Pickup Base, K30 Pickup Base, P30 Van Base; Std. Eng.s.; 38 Teeth
	1	Cam Sprocket	73	223-392	Chevrolet Blazer Base, C10 Pickup Base, C10 Suburban Base, C20 Pickup Base, C20 Suburban Base, C30 Pickup Base, G10 Van Base, G20 Van Base, G30 Van Base, K20 Pickup Base, K20 Suburban Base, K30 Pickup Base, P10 Van Base, P20 Van Base, P30 Van Base; Std. Eng.s.; 38 Teeth
VALVE TRAIN	QTY	CAMSHAFT/LIFTER	YEARS	PART NO.	DESCRIPTION
	1	Camshaft	75-73	CS-660	VINTAGE; Hydraulic, (050) Duration at .050 Lobe Lift, 213 Exh., 210 Int., 113 Degrees Lobe Separation
	1	Performance Cam	75-73	CS-1004R	Pro-1500 Perf. Cam; Use w/Hyd. lifters; 0.464" Exh. Valve Lift, 0.439" Int. Valve Lift, Hydraulic, (050) Duration at .050 Lobe Lift, 200 Exh., 190 Int., 110 Degrees Lobe Separation
	1	Performance Cam	75-73	CS-1088R	Pro-2000 Perf. Cam; Use w/Hyd. lifters; 0.501" Exh. Valve Lift, 0.476" Int. Valve Lift, Hydraulic, (050) Duration at .050 Lobe Lift, 214 Exh., 204 Int., 112 Degrees Lobe Separation

(continued on next page)

GMC Truck (Incl. SUV's)

111 454 7.4L (7441cc) OHV V8 (16 Valve) (Chevrolet), 4.25" Bore (GMC Eng.), 4 Bbl. "VIN Z" 1975-1973
(cont.)

QTY	CAMSHAFT/LIFTER	YEARS	PART NO.	DESCRIPTION
1	Performance Cam	75-73	CS-1015R	Pro-3000 Perf. Cam; Use w/Hyd. lifters; 0.527" Exh. Valve Lift, 0.501" Int. Valve Lift, Hydraulic, (050) Duration at .050 Lobe Lift, 224 Exh., 214 Int., 112 Degrees Lobe Separation
1	Prelube		55-403 Std Only	1.5 oz. packet
1	Prelube		55-400 Std Only	4 oz. bottle; 1.5 oz. packet No. 55-403 also avail.
16	Lifter	75-73	HT-817 Std Only	Hyd.
16	Lifter	75-73	HT-817R Std Only	Speed-Pro Hi-Revolution Hyd.
16	Lifter, Bulk	75-73	HT-817B Std Only	Hyd.; Carton of 128
16	Lifter, Bulk	75-73	HT-817RB Std Only	Speed-Pro Hi-Revolution Hyd.; Carton of 128
QTY	CAM KIT	YEARS	PART NO.	DESCRIPTION
1	Cam/Lifter Kit	75-73	KC-1004R	Hyd.; Pro-1500 Perf. Cam; Duration at .050", 190 Int., 202 Exh.; Valve lift .454" Int., .480" Exh.; Lobe Separation 110 Degrees; (1) 55-403B; (1) CS-1004R; (16) HT-817
1	Cam/Lifter Kit	75-73	KC-1088R	Hyd.; Pro-2000 Perf. Cam; Duration at .050", 204 Int., 214 Exh.; Valve lift .476" Int., .501" Exh.; Lobe Separation 112 Degrees; (1) 55-403B; (1) CS-1088R; (16) HT-817
1	Cam/Lifter Kit	75-73	KC-1015R	Hyd.; Pro-3000 Perf. Cam; Duration at .050", 214 Int., 224 Exh.; Valve lift .501" Int., .527" Exh.; Lobe Separation 112 Degrees; (1) 55-403B; (1) CS-1015R; (16) HT-817
1	Cam/Lifter/Timing Kit	75-73	KCT-1004R	Hyd.; Pro-1500 Perf. Cam; Duration at .050", 190 Int., 202 Exh.; Valve lift .454" Int., .480" Exh.; Lobe Separation 110 Degrees; (1) 55-403B; (1) CS-1004R; (1) CTS-1110NR; (16) HT-817
1	Cam/Lifter/Timing Kit	75-73	KCT-1088R	Hyd.; Pro-2000 Perf. Cam; Duration at .050", 204 Int., 214 Exh.; Valve lift .476" Int., .501" Exh.; Lobe Separation 112 Degrees; (1) 55-403B; (1) CS-1088R; (1) CTS-1110NR; (16) HT-817
1	Cam/Lifter/Timing Kit	75-73	KCT-1015R	Hyd.; Pro-3000 Perf. Cam; Duration at .050", 214 Int., 224 Exh.; Valve lift .501" Int., .527" Exh.; Lobe Separation 112 Degrees; (1) 55-403B; (1) CS-1015R; (1) CTS-1110NR; (16) HT-817
QTY	PUSH ROD	YEARS	PART NO.	DESCRIPTION
8	Push Rod	75-73	RP-3181 Std Only	Loc. Exh.; .3125" dia.; 9.2520" O.A.L.
8	Push Rod	75-73	RP-3103 Std Only	Loc. Exh.; .375" Rod dia.; 9.2540" O.A.L.
8	Push Rod	75-73	RP-3215R Std Only	Loc. Exh.; Chrome-Moly; .375" tube dia.; 9.2520" O.A.L.
8	Push Rod	75-73	RP-3218R Std Only	Loc. Exh.; Chrome-Moly; .437" tube dia.; 9.2520" O.A.L.
8	Push Rod	75-73	RP-3182 Std Only	Loc. Int.; .3125" dia.; 8.2800" O.A.L.
8	Push Rod	75-73	RP-3104 Std Only	Loc. Int.; .375" Rod dia.; 8.2810" O.A.L.
8	Push Rod	75-73	RP-3216R Std Only	Loc. Int.; Chrome-Moly; .375" tube dia.; 8.2800" O.A.L.
8	Push Rod	75-73	RP-3217R Std Only	Loc. Int.; Chrome-Moly; .437" tube dia.; 8.2800" O.A.L.
8	Push Rod, Bulk	75-73	BRP-3181 Std Only	Loc. Exh.; .3125" dia.; Carton of 100; 9.2520" O.A.L.
8	Push Rod, Bulk	75-73	BRP-3103 Std Only	Loc. Exh.; .375" Rod dia.; Carton of 100; 9.2540" O.A.L.
8	Push Rod, Bulk	75-73	BRP-3182 Std Only	Loc. Int.; .3125" dia.; Carton of 100; 8.2800" O.A.L.
8	Push Rod, Bulk	75-73	BRP-3104 Std Only	Loc. Int.; .375" Rod dia.; Carton of 100; 8.2810" O.A.L.
8	Push Rod Guide Plate	75-73	MR-1893 Std Only	Speed-Pro stepped guide plate for 3/8" dia. push rods; Requires screw-in studs
8	Push Rod Guide Plate	75-73	MR-1894 Std Only	Speed-Pro stepped guide plate for 7/16" dia. push rods; Requires screw-in studs
QTY	ROCKER PARTS	YEARS	PART NO.	DESCRIPTION
16	Arm Assy.	75-73	R-851 Std Only	Incl. arm, ball & nut
16	Arm Assy., Bulk	75-73	R-851B Std Only	Incl. arm, ball & nut; Carton of 64
16	Arm	75-73	R-851A Std Only	
16	Rocker Arm Ball	75-73	MR-1815 Std Only	
16	Nut	75-73	MR-1813 Std Only	7/16" thread
QTY	VALVE	YEARS	PART NO.	DESCRIPTION
8	Exhaust	75-73	V-1989X Std-15	Chrome plated stem; Inconel; 1.7200" Head Dia., 0.3716" Stem Dia., 5.3550" O.A.L.
8	Exhaust	75-73	V-1911 Std-3-15	VINTAGE; Chrome plated stem; 1.7200" Head Dia., 0.3718" Stem Dia., 5.3550" O.A.L.
8	Exhaust, Bulk	75-73	V-1911B Std-15	VINTAGE; Chrome plated stem; Carton of 25; 1.7200" Head Dia., 0.3718" Stem Dia., 5.3550" O.A.L.
8	Intake	75-73	V-1912 Std-3-15	Chrome plated stem; 2.0650" Head Dia., 0.3720" Stem Dia., 5.2300" O.A.L.
8	Intake, Bulk	75-73	V-1912B Std Only	Chrome plated stem; Carton of 25; 2.0650" Head Dia., 0.3720" Stem Dia., 5.2300" O.A.L.
QTY	VALVE GUIDE	YEARS	PART NO.	DESCRIPTION
8	Guide	75-73	VG-688 Std Only	Loc. Exh.; 0.3740" ID, 2.6300" O.A.L.
8	Guide	75-73	VG-689 Std Only	Loc. Int.; 0.3735" ID, 2.4200" O.A.L.
8	Guide, Bulk	75-73	VG-689B Std Only	Loc. Int.; Carton of 50; 0.3735" ID, 2.4200" O.A.L.

VALVE TRAIN

VALVE TRAIN

(continued on next page)

GMC Truck (Incl. SUV's)

454 7.4L (7441cc) OHV V8 (16 Valve) (Chevrolet), 4.25" Bore (GMC Eng.), 4 Bbl. "VIN Z" 1975-1973 111
(cont.)

	QTY	VALVE SPRING	YEARS	PART NO.	DESCRIPTION
VALVE TRAIN	16	Spring	75	VS-671 Std Only	2.0500" Free Height
	16	Spring	74-73	VS-728 Std Only	VINTAGE; 2.0930" Free Height
	16	Spring, Bulk	75	VS-671B Std Only	Carton of 150; 2.0500" Free Height
	QTY	VALVE SEAL	YEARS	PART NO.	DESCRIPTION
	16	Valve Stem Seal	75-73	ST-2004 Std Only	Positive type; Installation requires valve guide machining; (RBBTF) Rubber/PTFE
	16	Valve Stem Seal	75-73	MV-1769C Std Only	Umbrella type; (PLY) Polyacrylate
	16	Valve Stem Seal	75-73	MV-1912 Std Only	Umbrella type; Premium Material; (VTN) Viton®
	16	Valve Stem Seal Bulk	75-73	ST-2004BC Std Only	Positive type; Installation requires valve guide machining; Carton of 100; (RBBTF) Rubber/PTFE
	16	Valve Stem Seal Bulk	75-73	MV-1769 Std Only	Umbrella type; Carton of 100; (PLY) Polyacrylate
	QTY	VALVE SEAT	YEARS	PART NO.	DESCRIPTION
	8	Seat	75-73	245-1812-4 Std Only	Loc. Exh.; 1.8175" OD, 1.5625" ID, 0.2160" Depth
	8	Seat	75-73	245-1812-4N Std Only	Loc. Exh.; Premium Material; 1.8175" OD, 1.5625" ID, 0.2160" Depth
8	Seat	75-73	245-2250-1 Std Only	Loc. Int.; Machine ID to fit; 2.2555" OD, 1.9375" ID, 0.1855" Depth	
QTY	VALVE, MISC	YEARS	PART NO.	DESCRIPTION	
32	Keeper	75-73	VK-138A Std Only	1 groove; Square cut key groove; Carton pack 24	
32	Keeper	75-73	VK-138 Std Only	1 groove; Square cut key groove; Carton pack 32	
32	Keeper	75-73	VK-138R Std Only	1 groove; Square cut key groove; Hardened	
32	Keeper, Bulk	75-73	VK-138B Std Only	1 groove; Square cut key groove; Carton of 1000	
16	Spring Insert	75-73	259-203C Std Only	.015"; Carton of 100	
16	Spring Insert	75-73	259-203B Std Only	.030"; Carton of 100	
16	Spring Insert	75-73	259-203BRS Std Only	.030"; Carton of 500	
16	Spring Insert	75-73	259-203A Std Only	.060"; Carton of 100	
16	Spring Insert	75-73	259-203ARS Std Only	.060"; Carton of 500	
8	Rotocap	75-73	RC-163S Std Only	Loc. Exh.	
BLOCK	QTY	PISTON	YEARS	PART NO.	DESCRIPTION
	8	Cast Piston	75-73	H661CP Std-20-30-40-60-100	Use in sets only; Hypereutectic; .9893" Pin Dia.; 2 Rings 5/64 Groove, 1 Ring 3/16 Groove, 1.625 CD, Flat Head w/2 valve reliefs; Use E424K30 ring set for H661CP100; DUROSHIELD® skirt coated piston
	8	Cast Piston - Individual	75-73	WH661CP Std-20-30-40-60-100	Use in sets only; Hypereutectic; .9893" Pin Dia.; 2 Rings 5/64 Groove, 1 Ring 3/16 Groove, 1.625 CD, Flat Head w/2 valve reliefs; Use E424K30 ring set for H661CP100; DUROSHIELD® skirt coated piston
	1	Cast Piston Set w/Prem. Rings	75-73	8KH661CP 30 30-40-60	Cast; .9893" Pin Dia.; 2 Rings 5/64 Groove, 1 Ring 3/16 Groove, 1.625 CD, Flat Head w/2 valve reliefs; DUROSHIELD® skirt coated piston
	8	POWERFORGED	75-73	L-2377F Std-20-30-40-60	Powerforged; 0.9894" Pin Dia.; 2 Rings 5/64 Groove, 1 Ring 3/16 Groove, 1.640 CD, Flat, 2 reliefs, Chamfer; DUROSHIELD® skirt coated piston
	8	POWERFORGED Piston-Individual	75-73	WL-2377F Std-20-30-40-60	Powerforged; 0.9894" Pin Dia.; 2 Rings 5/64 Groove, 1 Ring 3/16 Groove, 1.640 CD, Flat, 2 reliefs, Chamfer; DUROSHIELD® skirt coated piston
	1	POWERFORGED Piston Set w/Rings	75-73	8KL2377F 30 30-40-60	Powerforged; 0.9894" Pin Dia.; 2 Rings 5/64 Groove, 1 Ring 3/16 Groove, 1.640 CD, Flat Head w/2 valve reliefs .180 wide x 45 degree top land chamfer. DUROSHIELD® skirt coated piston.
	QTY	RINGS	YEARS	PART NO.	DESCRIPTION
	1	Premium Set	75-73	E-233K Std-20-30-40-60	2-5/64, 1-3/16; Premium Moly
	1	Premium Set	75-73	R-9905 Std-30-60	2-5/64, 1-3/16; Speed-Pro plasma-moly Perf. ring set
	1	Standard Set	75-73	E-233X Std-20-30-40-60	2-5/64, 1-3/16; Iron
	QTY	SLEEVE	YEARS	PART NO.	DESCRIPTION
1	Repair Sleeve	75-73	SL-24Y Std Only	1/8" wall, must be cut to correct length	
1	Repair Sleeve	75-73	SL-24M Std Only	3/32" wall, must be cut to correct length	
QTY	ENGINE BEARINGS	YEARS	PART NO.	DESCRIPTION	
1	Main Set	75-73	4400MA Std-1-2-10-20-30-40	A-Series aluminum bearings	
1	Main Set	75-73	7133MA 10 10-20-30-40	A-Series aluminum bearings; w/.010" O/S length flange brg.	
1	Main Set	75-73	7122MA 10 10-20-30	A-Series aluminum bearings; w/.020" O/S length flange brg.	
1	Rod Set	75-73	8-3190A Std-1-10-20-30-40-60	A-Series aluminum bearings	
8	Rod Pair	75-73	3190A Std-1-10-20-30-40-50	A-Series aluminum bearings	
1	Cam Set	75-73	1404M Std Only	Babbitt material; Full round design	
QTY	OIL PUMP	YEARS	PART NO.	DESCRIPTION	
1	Oil Pump	75-73	224-4154	High Volume; Check for clearance; Use shaft w/steel guide Shaft w/slotted end, 6.52" O.A.L.; Use w/nylon guide	
1	Oil Pump	75-73	224-4153		
1	Inter. Shaft	75-73	224-6154A		

(continued on next page)

GMC Truck (Incl. SUV's)

111 454 7.4L (7441cc) OHV V8 (16 Valve) (Chevrolet), 4.25" Bore (GMC Eng.), 4 Bbl. "VIN Z" 1975-1973
(cont.)

BLOCK	QTY	OIL PUMP (cont.)	YEARS	PART NO.	DESCRIPTION
	1	Inter. Shaft	75-73	224-6154	Shaft w/slotted end, 6.82" O.A.L.; Has integral steel guide
	1	Oil Pump Shaft Guide	75-73	224-43343	Nylon
	1	Screen Assy.	75-73	224-43620	Use with 8" pan
	QTY	GASKETS	YEARS	PART NO.	DESCRIPTION
	1	Kit Gasket Set	75-73	260-1009T	VINTAGE; Exh. pipe packing not incl.; LPG int. manifold gskts. not incl.; PermaDryPlus® oil pan gskt. incl.; PermaDryPlus® water outlet gskt. incl.; Premium valve stem seals incl.
	1	Kit Gasket Set	75-73	260-1009	VINTAGE; Exh. pipe packing not incl.; LPG int. manifold gskts. not incl.; Premium valve stem seals incl.
	QTY	FREEZE PLUGS	YEARS	PART NO.	DESCRIPTION
	1	Brass Block Plug Kit	75-73	381-8009	1.750" Diameter
	1	Steel Block Plug Kit	75-73	381-4017	1.750" Diameter, 0.593" Height
	1	Brass Deep Cup Freeze Plug	75-73	381-9030	1.750" Diameter, 0.593" Height
	1	Steel Deep Cup Freeze Plug	75-73	381-3082	1.750" Diameter, 0.593" Height
	1	Steel Shallow Cup Freeze Plug	75-73	381-2154	2.219" Diameter

112 454 7.4L (7441cc) OHV V8 (16 Valve) (Chevrolet), 4.25" Bore (GMC Eng.), 4 Bbl. 1971-1970

VALVE TRAIN	QTY	TIMING	YEARS	PART NO.	DESCRIPTION	
	1	3 Piece Set	71	KT3-171S	H/D timing set; (1) 222-168; (1) 223-394; (1) 223-395	
	1	3 Piece Set	71	KT3-501SA	Incl. silent type chain; (1) 222-501; (1) 223-392; (1) 223-393	
	1	3 Piece Set	70	KT3-171S	H/D; (1) 222-168; (1) 223-394; (1) 223-395	
	1	3 Piece Set	70	KT3-501SA	Chevrolet El Camino Base; Std. Eng.s.; Incl. silent type chain; (1) 222-501; (1) 223-392; (1) 223-393	
	1	Timing Chain	71-70	222-168	H/D; Double rlr.; 66 Links	
	1	Timing Chain	71	222-501	Silent type; 50 Links	
	1	Timing Chain	70	222-501	Chevrolet El Camino Base; Std. Eng.s.; Silent type; 50 Links	
	1	Crank Sprocket	71	223-393	19 Teeth	
	1	Crank Sprocket	71-70	223-395	H/D; 25 Teeth	
1	Crank Sprocket	70	223-393	Chevrolet El Camino Base; Std. Eng.s.; 19 Teeth		
1	Cam Sprocket	71-70	223-394	H/D; 50 Teeth		
1	Cam Sprocket	71	223-392	Std. Eng.s.; 38 Teeth		
1	Cam Sprocket	70	223-392	Chevrolet El Camino Base; Std. Eng.s.; 38 Teeth		
	QTY	CAMSHAFT/LIFTER	YEARS	PART NO.	DESCRIPTION	
	16	Lifter	71	HT-817 Std Only	Hyd.	
	16	Lifter	71	HT-817R Std Only	Speed-Pro Hi-Revolution Hyd.	
	16	Lifter, Bulk	71	HT-817B Std Only	Hyd.; Carton of 128	
	16	Lifter, Bulk	71	HT-817RB Std Only	Speed-Pro Hi-Revolution Hyd.; Carton of 128	
		QTY	PUSH ROD	YEARS	PART NO.	DESCRIPTION
		8	Push Rod	71	RP-3181 Std Only	Loc. Exh.; .3125" dia.; 9.2520" O.A.L.
		8	Push Rod	71	RP-3103 Std Only	Loc. Exh.; .375" Rod dia.; 9.2540" O.A.L.
		8	Push Rod	71	RP-3215R Std Only	Loc. Exh.; Chrome-Moly; .375" tube dia.; 9.2520" O.A.L.
		8	Push Rod	71	RP-3218R Std Only	Loc. Exh.; Chrome-Moly; .437" tube dia.; 9.2520" O.A.L.
		8	Push Rod	71	RP-3182 Std Only	Loc. Int.; .3125" dia.; 8.2800" O.A.L.
		8	Push Rod	71	RP-3104 Std Only	Loc. Int.; .375" Rod dia.; 8.2810" O.A.L.
		8	Push Rod	71	RP-3216R Std Only	Loc. Int.; Chrome-Moly; .375" tube dia.; 8.2800" O.A.L.
		8	Push Rod	71	RP-3217R Std Only	Loc. Int.; Chrome-Moly; .437" tube dia.; 8.2800" O.A.L.
		8	Push Rod, Bulk	71	BRP-3181 Std Only	Loc. Exh.; .3125" dia.; Carton of 100; 9.2520" O.A.L.
	8	Push Rod, Bulk	71	BRP-3103 Std Only	Loc. Exh.; .375" Rod dia.; Carton of 100; 9.2540" O.A.L.	
8	Push Rod, Bulk	71	BRP-3182 Std Only	Loc. Int.; .3125" dia.; Carton of 100; 8.2800" O.A.L.		
8	Push Rod, Bulk	71	BRP-3104 Std Only	Loc. Int.; .375" Rod dia.; Carton of 100; 8.2810" O.A.L.		
8	Push Rod Guide Plate	71	MR-1893 Std Only	Speed-Pro stepped guide plate for 3/8" dia. push rods; Requires screw-in studs		
8	Push Rod Guide Plate	71	MR-1894 Std Only	Speed-Pro stepped guide plate for 7/16" dia. push rods; Requires screw-in studs		
	QTY	ROCKER PARTS	YEARS	PART NO.	DESCRIPTION	
	16	Arm Assy.	71	R-851 Std Only	Incl. arm, ball & nut	
	16	Arm Assy., Bulk	71	R-851B Std Only	Incl. arm, ball & nut; Carton of 64	
	16	Arm	71	R-851A Std Only		
	16	Rocker Arm Ball	71	MR-1815 Std Only		
16	Nut	71	MR-1813 Std Only	7/16" thread		
	QTY	VALVE	YEARS	PART NO.	DESCRIPTION	
	8	Exhaust	71	V-1861 Std Only	Spec. Hi-Perf.; Chrome plated stem; 1.8740" Head Dia., 0.3703" Stem Dia., 5.3622" O.A.L.	
	8	Intake	71	V-1912 Std-3-15	Exc. Spec. Hi-Perf.; Chrome plated stem; 2.0650" Head Dia., 0.3720" Stem Dia., 5.2300" O.A.L.	
8	Intake, Bulk	71	V-1912B Std Only	Chrome plated stem; Carton of 25; 2.0650" Head Dia., 0.3720" Stem Dia., 5.2300" O.A.L.		

(continued on next page)

GMC Truck (Incl. SUV's)

454 7.4L (7441cc) OHV V8 (16 Valve) (Chevrolet), 4.25" Bore (GMC Eng.), 4 Bbl. 1971-1970 **112**
(cont.)

QTY	VALVE GUIDE	YEARS	PART NO.	DESCRIPTION
8	Guide	71	VG-688 Std Only	Loc. Exh.; 0.3740" ID, 2.6300" O.A.L
8	Guide	71	VG-689 Std Only	Loc. Int.; 0.3735" ID, 2.4200" O.A.L
8	Guide, Bulk	71	VG-689B Std Only	Loc. Int.; Carton of 50; 0.3735" ID, 2.4200" O.A.L
QTY	VALVE SPRING	YEARS	PART NO.	DESCRIPTION
16	Spring	71	VS-708 Std Only	GMC Sprint Base; Double spring; 2.1200" Free Height
QTY	VALVE SEAL	YEARS	PART NO.	DESCRIPTION
16	Valve Stem Seal	71	ST-2004 Std Only	Positive type; Installation requires valve guide machining; (RBBTF) Rubber/PTFE
16	Valve Stem Seal	71	MV-1769C Std Only	Umbrella type; (PLY) Polyacrylate
16	Valve Stem Seal	71	MV-1912 Std Only	Umbrella type; Premium Material; (VTN) Viton®
16	Valve Stem Seal Bulk	71	ST-2004BC Std Only	Positive type; Installation requires valve guide machining; Carton of 100; (RBBTF) Rubber/PTFE
16	Valve Stem Seal Bulk	71	MV-1769 Std Only	Umbrella type; Carton of 100; (PLY) Polyacrylate
QTY	VALVE SEAT	YEARS	PART NO.	DESCRIPTION
8	Seat	71	245-1812-4 Std Only	Loc. Exh.; Exc. Spec. Hi-Perf.; 1.8175" OD, 1.5625" ID, 0.2160" Depth
8	Seat	71	245-1812-4N Std Only	Loc. Exh.; Exc. Spec. Hi-Perf.; Premium Material; 1.8175" OD, 1.5625" ID, 0.2160" Depth
8	Seat	71	245-2250-1 Std Only	Loc. Int.; Exc. Spec. Hi-Perf.; Machine ID to fit; 2.2555" OD, 1.9375" ID, 0.1855" Depth
QTY	VALVE, MISC	YEARS	PART NO.	DESCRIPTION
32	Keeper	71	VK-138A Std Only	1 groove; Square cut key groove; Carton pack 24
32	Keeper	71	VK-138 Std Only	1 groove; Square cut key groove; Carton pack 32
32	Keeper	71	VK-138R Std Only	1 groove; Square cut key groove; Hardened
32	Keeper, Bulk	71	VK-138B Std Only	1 groove; Square cut key groove; Carton of 1000
16	Spring Insert	71	259-203C Std Only	.015"; Carton of 100
16	Spring Insert	71	259-203B Std Only	.030"; Carton of 100
16	Spring Insert	71	259-203BRS Std Only	.030"; Carton of 500
16	Spring Insert	71	259-203A Std Only	.060"; Carton of 100
16	Spring Insert	71	259-203ARS Std Only	.060"; Carton of 500
8	Rotocap	71	RC-163S Std Only	Loc. Exh.
QTY	RINGS	YEARS	PART NO.	DESCRIPTION
1	Premium Set	71	E-233K Std-20-30-40-60	2-5/64, 1-3/16; Premium Moly
1	Premium Set	71	R-9905 Std-30-60	2-5/64, 1-3/16; Speed-Pro plasma-moly Perf. ring set
1	Standard Set	71	E-233X Std-20-30-40-60	2-5/64, 1-3/16; Iron
QTY	SLEEVE	YEARS	PART NO.	DESCRIPTION
1	Repair Sleeve	71	SL-24Y Std Only	1/8" wall, must be cut to correct length
1	Repair Sleeve	71	SL-24M Std Only	3/32" wall, must be cut to correct length
QTY	ENGINE BEARINGS	YEARS	PART NO.	DESCRIPTION
1	Main Set	71-70	4400MA Std-1-2-10-20-30-40	A-Series aluminum bearings
1	Main Set	71-70	7133MA 10 10-20-30-40	A-Series aluminum bearings; w/.010" O/S length flange brg.
1	Main Set	71-70	7122MA 10 10-20-30	A-Series aluminum bearings; w/.020" O/S length flange brg.
1	Rod Set	71-70	8-3190A Std-1-10-20-30-40-60	A-Series aluminum bearings
8	Rod Pair	71-70	3190A Std-1-10-20-30-40-50	A-Series aluminum bearings
1	Cam Set	71-70	1404M Std Only	Babbitt material; Full round design
QTY	OIL PUMP	YEARS	PART NO.	DESCRIPTION
1	Oil Pump	71-70	224-4154	
1	Oil Pump	71-70	224-4153	High Volume; Check for clearance; Use shaft w/steel guide
1	Inter. Shaft	71-70	224-6154A	Shaft w/slotted end, 6.52" O.A.L.; Use w/nylon guide
1	Inter. Shaft	71-70	224-6154	Shaft w/slotted end, 6.82" O.A.L.; Has integral steel guide
1	Oil Pump Shaft Guide	71-70	224-43343	Nylon
QTY	GASKETS	YEARS	PART NO.	DESCRIPTION
1	Kit Gasket Set	71-70	260-1009T	VINTAGE; Exh. pipe packing not incl.; LPG int. manifold gskts. not incl.; PermaDryPlus® oil pan gskt. incl.; PermaDryPlus® water outlet gskt. incl.; Premium valve stem seals incl.
1	Kit Gasket Set	71-70	260-1009	VINTAGE; Exh. pipe packing not incl.; LPG int. manifold gskts. not incl.; Premium valve stem seals incl.
QTY	FREEZE PLUGS	YEARS	PART NO.	DESCRIPTION
1	Brass Block Plug Kit	71-70	381-8009	
1	Steel Block Plug Kit	71-70	381-4017	
1	Brass Deep Cup Freeze Plug	71-70	381-9030	1.750" Diameter
1	Steel Deep Cup Freeze Plug	71-70	381-3082	1.750" Diameter, 0.593" Height
1	Steel Shallow Cup Freeze Plug	71-70	381-2154	2.219" Diameter

VALVE TRAIN

BLOCK

VALVE TRAIN

BLOCK

GMC Truck (Incl. SUV's)

113 455 7.5L (7457cc) OHV V8 (16 Valve) (Oldsmobile), 4.125" Bore (GMC Eng.), 4 Bbl. "VIN S" 1976-1975

BLOCK	QTY	ENGINE BEARINGS	YEARS	PART NO.	DESCRIPTION	BLOCK
	1	Main Set	76-75	4294M Std-10-20-30		
	1	Rod Set	76-75	8-3345P Std-10-20-30-40		
	8	Rod Pair	76-75	3345P Std-1-10-20-30-40		
	1	Cam Set	76-75	1234M Std Only	VINTAGE; Babbitt material; Full round design	
QTY	GASKETS	YEARS	PART NO.	DESCRIPTION		
1	Kit Gasket Set	76-75	260-1008	VINTAGE; Int. manifold gskt. not incl.; Premium valve stem seals incl.		
1	Valley Pan Gasket Set	76-75	260-4024	VINTAGE		

114 455 7.5L (7457cc) OHV V8 (16 Valve) (Oldsmobile), 4.125" Bore (GMC Eng.), 4 Bbl. "VIN W" 1975-1973

BLOCK	QTY	ENGINE BEARINGS	YEARS	PART NO.	DESCRIPTION	BLOCK
	1	Main Set	75-73	4294M Std-10-20-30		
	1	Rod Set	75-73	8-3345P Std-10-20-30-40		
	8	Rod Pair	75-73	3345P Std-1-10-20-30-40		
	1	Cam Set	75-73	1234M Std Only	VINTAGE; Babbitt material; Full round design	
QTY	GASKETS	YEARS	PART NO.	DESCRIPTION		
1	Kit Gasket Set	75-73	260-1008	VINTAGE; Int. manifold gskt. not incl.; Premium valve stem seals incl.		
1	Valley Pan Gasket Set	75-73	260-4024	VINTAGE		

Hudson Car - See American Motors Car International Truck

Engine Finding Index

CID	Litres	CC	Block Type	Bore	Valves	Mfg.	Vin	Eng. Code	Fuel Del. Type	Years	Line
152	2.5L	2491cc	OHV L4	3.875"	8	International Eng.		4-152	1 Bbl./Gasoline	1971-1961	1
152	2.5L	2491cc	OHV L4	3.875"	8	International Eng.		B152	1 Bbl./Gasoline	1968-1961	2
196	3.2L	3203cc	OHV L4	4.125"	8	International Eng.		4-196	1 Bbl./Gasoline	1980-1967	3
196	3.2L	3203cc	OHV L4	4.125"	8	International Eng.		4-196E	1 Bbl./Gasoline	1980-1967	4
220	3.6L	3606cc	OHV L6	3.5625"	12	International Eng.		BD220	1 Bbl./Gasoline	1968-1950	5
220	3.6L	3606cc	OHV L6	3.5625"	12	International Eng.		BG220	1 Bbl./Gasoline	1968-1950	6
220	3.6L	3606cc	OHV L6	3.5625"	12	International Eng.		SD220	1 Bbl./Gasoline	1968-1950	7
220	3.6L	3606cc	OHV L6	3.5625"	12	International Eng.		U220	1 Bbl./Gasoline	1968-1950	8
232	3.8L	3802cc	OHV L6	3.75"	12	AMC Eng.		6-232	1 Bbl./Gasoline	1972-1969	9
240	3.9L	3934cc	OHV L6	3.5625"	12	International Eng.		BD240	1 Bbl./Gasoline	1968-1958	10
240	3.9L	3934cc	OHV L6	3.5625"	12	International Eng.		BG241	1 Bbl./Gasoline	1968-1958	11
240	3.9L	3934cc	OHV L6	3.5625"	12	International Eng.		SD240	1 Bbl./Gasoline	1968-1958	12
258	4.2L	4229cc	OHV L6	3.75"	12	AMC Eng.		6-258	1 Bbl./Gasoline	1974-1972	13
264	4.3L	4327cc	OHV L6	3.6875"	12	International Eng.		BD264	1 Bbl./Gasoline	1968-1959	14
264	4.3L	4327cc	OHV L6	3.6875"	12	International Eng.		BG264	1 Bbl./Gasoline	1968-1959	15
264	4.3L	4327cc	OHV L6	3.6875"	12	International Eng.		BG265	2 Bbl./Gasoline	1968-1959	16
264	4.3L	4327cc	OHV L6	3.6875"	12	International Eng.		SD264	1 Bbl./Gasoline	1968-1959	17
266	4.4L	4360cc	OHV V8	3.625"	16	International Eng.		V266	2 Bbl./Gasoline	1972-1959	18
304	5.0L	4983cc	OHV V8	3.875"	16	International Eng.		V304	2 Bbl./Gasoline	1980-1960	19
304	5.0L	4983cc	OHV V8	3.875"	16	International Eng.		V304	2 Bbl./LPG	1980-1967	20
304	5.0L	4983cc	OHV V8	3.875"	16	International Eng.		V304	4 Bbl./Gasoline	1978-1973	21
304	5.0L	4983cc	OHV V8	3.875"	16	International Eng.		V304E	2 Bbl./Gasoline	1980-1960	22
304	5.0L	4983cc	OHV V8	3.875"	16	International Eng.		V304E	2 Bbl./LPG	1980-1967	23
304	5.0L	4983cc	OHV V8	3.875"	16	International Eng.		V304E	4 Bbl./Gasoline	1978-1973	24
345	5.7L	5655cc	OHV V8	3.875"	16	International Eng.		V345	2 Bbl./Gasoline	1980-1967	25
345	5.7L	5655cc	OHV V8	3.875"	16	International Eng.		V345	2 Bbl./LPG	1980-1967	26
345	5.7L	5655cc	OHV V8	3.875"	16	International Eng.		V345	4 Bbl./Gasoline	1978-1973	27
345	5.7L	5655cc	OHV V8	3.875"	16	International Eng.		V345E	2 Bbl./Gasoline	1980-1967	28
345	5.7L	5655cc	OHV V8	3.875"	16	International Eng.		V345E	2 Bbl./LPG	1980-1967	29
345	5.7L	5655cc	OHV V8	3.875"	16	International Eng.		V345E	4 Bbl./Gasoline	1978-1973	30
392	6.4L	6425cc	OHV V8	4.125"	16	International Eng.		V392	2 Bbl./Gasoline	1974-1972	31
392	6.4L	6425cc	OHV V8	4.125"	16	International Eng.		V392	4 Bbl./Gasoline	1975-1968	32
392	6.4L	6425cc	OHV V8	4.125"	16	International Eng.		V392E	2 Bbl./Gasoline	1974-1972	33
392	6.4L	6425cc	OHV V8	4.125"	16	International Eng.		V392E	4 Bbl./Gasoline	1975-1968	34
401	6.6L	6571cc	OHV V8	4.165"	16	AMC Eng.		V400	4 Bbl./Gasoline	1974	35

Engine Code Index

Eng. Code	CID	Litres	CC	Block Type	Bore	Valves	Mfg.	Vin	Fuel Del. Type	Years	Line
4-152	152	2.5L	2491cc	OHV L4	3.875"	8	International Eng.		1 Bbl./Gasoline	1971-1961	1
4-196	196	3.2L	3203cc	OHV L4	4.125"	8	International Eng.		1 Bbl./Gasoline	1980-1967	3
4-196E	196	3.2L	3203cc	OHV L4	4.125"	8	International Eng.		1 Bbl./Gasoline	1980-1967	4

(continued on next page)

International Truck

Engine Code Index

Eng. Code	CID	Litres	CC	Block Type	Bore	Valves	Mfg.	Vin	Fuel Del. Type	Years	Line
6-232	232	3.8L	3802cc	OHV L6	3.75"	12	AMC Eng.		1 Bbl./Gasoline	1972-1969	9
6-258	258	4.2L	4229cc	OHV L6	3.75"	12	AMC Eng.		1 Bbl./Gasoline	1974-1972	13
B152	152	2.5L	2491cc	OHV L4	3.875"	8	International Eng.		1 Bbl./Gasoline	1968-1961	2
BD220	220	3.6L	3606cc	OHV L6	3.5625"	12	International Eng.		1 Bbl./Gasoline	1968-1950	5
BD240	240	3.9L	3934cc	OHV L6	3.5625"	12	International Eng.		1 Bbl./Gasoline	1968-1958	10
BD264	264	4.3L	4327cc	OHV L6	3.6875"	12	International Eng.		1 Bbl./Gasoline	1968-1959	14
BG220	220	3.6L	3606cc	OHV L6	3.5625"	12	International Eng.		1 Bbl./Gasoline	1968-1950	6
BG241	240	3.9L	3934cc	OHV L6	3.5625"	12	International Eng.		1 Bbl./Gasoline	1968-1958	11
BG264	264	4.3L	4327cc	OHV L6	3.6875"	12	International Eng.		1 Bbl./Gasoline	1968-1959	15
BG265	264	4.3L	4327cc	OHV L6	3.6875"	12	International Eng.		2 Bbl./Gasoline	1968-1959	16
SD220	220	3.6L	3606cc	OHV L6	3.5625"	12	International Eng.		1 Bbl./Gasoline	1968-1950	7
SD240	240	3.9L	3934cc	OHV L6	3.5625"	12	International Eng.		1 Bbl./Gasoline	1968-1958	12
SD264	264	4.3L	4327cc	OHV L6	3.6875"	12	International Eng.		1 Bbl./Gasoline	1968-1959	17
U220	220	3.6L	3606cc	OHV L6	3.5625"	12	International Eng.		1 Bbl./Gasoline	1968-1950	8
V266	266	4.4L	4360cc	OHV V8	3.625"	16	International Eng.		2 Bbl./Gasoline	1972-1959	18
V304	304	5.0L	4983cc	OHV V8	3.875"	16	International Eng.		2 Bbl./Gasoline	1980-1960	19
V304	304	5.0L	4983cc	OHV V8	3.875"	16	International Eng.		2 Bbl./LPG	1980-1967	20
V304	304	5.0L	4983cc	OHV V8	3.875"	16	International Eng.		4 Bbl./Gasoline	1978-1973	21
V304E	304	5.0L	4983cc	OHV V8	3.875"	16	International Eng.		2 Bbl./Gasoline	1980-1960	22
V304E	304	5.0L	4983cc	OHV V8	3.875"	16	International Eng.		2 Bbl./LPG	1980-1967	23
V304E	304	5.0L	4983cc	OHV V8	3.875"	16	International Eng.		4 Bbl./Gasoline	1978-1973	24
V345	345	5.7L	5655cc	OHV V8	3.875"	16	International Eng.		2 Bbl./Gasoline	1980-1967	25
V345	345	5.7L	5655cc	OHV V8	3.875"	16	International Eng.		2 Bbl./LPG	1980-1967	26
V345	345	5.7L	5655cc	OHV V8	3.875"	16	International Eng.		4 Bbl./Gasoline	1978-1973	27
V345E	345	5.7L	5655cc	OHV V8	3.875"	16	International Eng.		2 Bbl./Gasoline	1980-1967	28
V345E	345	5.7L	5655cc	OHV V8	3.875"	16	International Eng.		2 Bbl./LPG	1980-1967	29
V345E	345	5.7L	5655cc	OHV V8	3.875"	16	International Eng.		4 Bbl./Gasoline	1978-1973	30
V392	392	6.4L	6425cc	OHV V8	4.125"	16	International Eng.		2 Bbl./Gasoline	1974-1972	31
V392	392	6.4L	6425cc	OHV V8	4.125"	16	International Eng.		4 Bbl./Gasoline	1975-1968	32
V392E	392	6.4L	6425cc	OHV V8	4.125"	16	International Eng.		2 Bbl./Gasoline	1974-1972	33
V392E	392	6.4L	6425cc	OHV V8	4.125"	16	International Eng.		4 Bbl./Gasoline	1975-1968	34
V400	401	6.6L	6571cc	OHV V8	4.165"	16	AMC Eng.		4 Bbl./Gasoline	1974	35

152 2.5L (2491cc) OHV L4 (8 Valve), 3.875" Bore (International Eng.), 1 Bbl. "Eng. Code 4-152" 1971-1961 1

QTY	TIMING	YEARS	PART NO.	DESCRIPTION
1	Gear Set	71	221-3336S	International M1100 Base, M800 Base, M800 Post Office Base, Scout Base; VINTAGE
1	Gear Set	70-69	221-3336S	International Scout Base; VINTAGE
1	Gear Set	68-61	221-3336S	VINTAGE
QTY	CAMSHAFT/LIFTER	YEARS	PART NO.	DESCRIPTION
8	Lifter	68-61	HT-855 Std Only	VINTAGE; Hyd.
8	Lifter, Bulk	68-61	HT-855B Std Only	VINTAGE; Hyd.; Carton of 96
QTY	PUSH ROD	YEARS	PART NO.	DESCRIPTION
8	Push Rod	68-61	RP-3131 Std Only	VINTAGE; Ball & socket type; Use w/fabricated arm w/welded ball; 8.9500" O.A.L.
QTY	ROCKER PARTS	YEARS	PART NO.	DESCRIPTION
4	Arm	68-61	R-884 Std Only	VINTAGE; Loc. Int.; Boat type rocker arm; Stamped steel; Use w/Ball & ball end push rod
QTY	VALVE	YEARS	PART NO.	DESCRIPTION
4	Intake	68-61	V-2525 Std Only	VINTAGE; Chrome plated stem; 1.9690" Head Dia., 0.3725" Stem Dia., 5.2230" O.A.L.
QTY	VALVE SPRING	YEARS	PART NO.	DESCRIPTION
8	Spring	68-61	VS-693 Std Only	Incl. damper; 2.0500" Free Height
QTY	VALVE SEAL	YEARS	PART NO.	DESCRIPTION
8	Valve Stem Seal	68-61	MV-1233C Std Only	O-Ring; (RBB) Rubber
8	Valve Stem Seal	68-61	ST-2004 Std Only	Positive type; Installation requires valve guide machining; (RBBTF) Rubber/PTFE
8	Valve Stem Seal Bulk	68-61	MV-1233 Std Only	O-Ring; Carton of 100; (RBB) Rubber
8	Valve Stem Seal Bulk	68-61	ST-2004BC Std Only	Positive type; Installation requires valve guide machining; Carton of 100; (RBBTF) Rubber/PTFE
QTY	VALVE, MISC	YEARS	PART NO.	DESCRIPTION
16	Keeper	68-61	VK-138A Std Only	1 groove; Square cut key groove; Carton pack 24
16	Keeper	68-61	VK-138 Std Only	1 groove; Square cut key groove; Carton pack 32
16	Keeper	68-61	VK-138R Std Only	1 groove; Square cut key groove; Hardened
16	Keeper, Bulk	68-61	VK-138B Std Only	1 groove; Square cut key groove; Carton of 1000
4	Rotocap	68-61	RC-126S Std Only	VINTAGE; Loc. Exh.

(continued on next page)

International Truck

1 152 2.5L (2491cc) OHV L4 (8 Valve), 3.875" Bore (International Eng.), 1 Bbl. "Eng. Code 4-152" 1971-1961 (cont.)

BLOCK	QTY	PISTON	YEARS	PART NO.	DESCRIPTION	BLOCK
	4	Cast Piston	68-61	H1117CP Std-60	VINTAGE; w/Exh. Emis.; Hypereutectic; 1.0627" Pin Dia.; 2 Rings 3/32 Groove, 1 Ring 3/16 Groove, 1.876 CD, Flat Head; DUROSHIELD® skirt coated piston	
	4	Cast Piston - Individual	68-61	WH1117CP Std Only	VINTAGE; w/Exh. Emis.; Hypereutectic; 1.0627" Pin Dia.; 2 Rings 3/32 Groove, 1 Ring 3/16 Groove, 1.876 CD, Flat Head; DUROSHIELD® skirt coated piston	
	QTY	SLEEVE	YEARS	PART NO.	DESCRIPTION	
	6	Repair Sleeve	68-61	SL-20Y Std Only	1/8" wall, must be cut to correct length	
QTY	ENGINE BEARINGS	YEARS	PART NO.	DESCRIPTION		
1	Main Set	68-61	4070M Std-10-20-30	VINTAGE		
4	Rod Pair	68-61	2800P Std Only	VINTAGE		
1	Cam Set	68-61	1218M Std Only	VINTAGE		
QTY	OIL PUMP	YEARS	PART NO.	DESCRIPTION		
1	Oil Pump	68-61	224-41187	VINTAGE; Repl. O.E. No. 151075R93		
1	Pump Repair Kit	68-61	224-51187	VINTAGE		

2 152 2.5L (2491cc) OHV L4 (8 Valve), 3.875" Bore (International Eng.), 1 Bbl. "Eng. Code B152" 1968-1961

VALVE TRAIN	QTY	TIMING	YEARS	PART NO.	DESCRIPTION	VALVE TRAIN
	1	Gear Set	68-61	221-3336S	VINTAGE	
	QTY	CAMSHAFT/LIFTER	YEARS	PART NO.	DESCRIPTION	
	8	Lifter	68-61	HT-855 Std Only	VINTAGE; Hyd.	
	8	Lifter, Bulk	68-61	HT-855B Std Only	VINTAGE; Hyd.; Carton of 96	
	QTY	PUSH ROD	YEARS	PART NO.	DESCRIPTION	
	8	Push Rod	68-61	RP-3131 Std Only	VINTAGE; Ball & socket type; Use w/fabricated arm w/welded ball; 8.9500" O.A.L.	
	QTY	ROCKER PARTS	YEARS	PART NO.	DESCRIPTION	
	4	Arm	68-61	R-884 Std Only	VINTAGE; Loc. Int.; Boat type rocker arm; Stamped steel; Use w/Ball & ball end push rod	
	QTY	VALVE	YEARS	PART NO.	DESCRIPTION	
4	Intake	68-61	V-2525 Std Only	VINTAGE; Chrome plated stem; 1.9690" Head Dia., 0.3725" Stem Dia., 5.2230" O.A.L.		
QTY	VALVE SPRING	YEARS	PART NO.	DESCRIPTION		
8	Spring	68-61	VS-693 Std Only	Incl. damper; 2.0500" Free Height		
QTY	VALVE SEAL	YEARS	PART NO.	DESCRIPTION		
8	Valve Stem Seal	68-61	MV-1233C Std Only	O-Ring; (RBB) Rubber		
8	Valve Stem Seal	68-61	ST-2004 Std Only	Positive type; Installation requires valve guide machining; (RBBTF) Rubber/PTFE		
8	Valve Stem Seal Bulk	68-61	MV-1233 Std Only	O-Ring; Carton of 100; (RBB) Rubber		
8	Valve Stem Seal Bulk	68-61	ST-2004BC Std Only	Positive type; Installation requires valve guide machining; Carton of 100; (RBBTF) Rubber/PTFE		
QTY	VALVE, MISC	YEARS	PART NO.	DESCRIPTION		
16	Keeper	68-61	VK-138A Std Only	1 groove; Square cut key groove; Carton pack 24		
16	Keeper	68-61	VK-138 Std Only	1 groove; Square cut key groove; Carton pack 32		
16	Keeper	68-61	VK-138R Std Only	1 groove; Square cut key groove; Hardened		
16	Keeper, Bulk	68-61	VK-138B Std Only	1 groove; Square cut key groove; Carton of 1000		
4	Rotocap	68-61	RC-126S Std Only	VINTAGE; Loc. Exh.		

BLOCK	QTY	PISTON	YEARS	PART NO.	DESCRIPTION	BLOCK
	4	Cast Piston	68-61	H1117CP Std-60	VINTAGE; w/Exh. Emis.; Hypereutectic; 1.0627" Pin Dia.; 2 Rings 3/32 Groove, 1 Ring 3/16 Groove, 1.876 CD, Flat Head; DUROSHIELD® skirt coated piston	
	4	Cast Piston - Individual	68-61	WH1117CP Std Only	VINTAGE; w/Exh. Emis.; Hypereutectic; 1.0627" Pin Dia.; 2 Rings 3/32 Groove, 1 Ring 3/16 Groove, 1.876 CD, Flat Head; DUROSHIELD® skirt coated piston	
	QTY	SLEEVE	YEARS	PART NO.	DESCRIPTION	
	6	Repair Sleeve	68-61	SL-20Y Std Only	1/8" wall, must be cut to correct length	
QTY	ENGINE BEARINGS	YEARS	PART NO.	DESCRIPTION		
1	Main Set	68-61	4070M Std-10-20-30	VINTAGE		
4	Rod Pair	68-61	2800P Std Only	VINTAGE		
1	Cam Set	68-61	1218M Std Only	VINTAGE		
QTY	OIL PUMP	YEARS	PART NO.	DESCRIPTION		
1	Oil Pump	68-61	224-41187	VINTAGE; Repl. O.E. No. 151075R93		
1	Pump Repair Kit	68-61	224-51187	VINTAGE		

3 196 3.2L (3203cc) OHV L4 (8 Valve), 4.125" Bore (International Eng.), 1 Bbl. "Eng. Code 4-196" 1980-1967

QTY	TIMING	YEARS	PART NO.	DESCRIPTION
1	Gear Set	80-67	221-3336S	VINTAGE

(continued on next page)

International Truck

196 3.2L (3203cc) OHV L4 (8 Valve), 4.125" Bore (International Eng.), 1 Bbl. "Eng. Code 4-196" 1980-1967 **3**
(cont.)

	QTY	CAMSHAFT/LIFTER	YEARS	PART NO.	DESCRIPTION
VALVE TRAIN	8	Lifter	80-67	HT-855 Std Only	VINTAGE; Hyd.
	8	Lifter, Bulk	80-67	HT-855B Std Only	VINTAGE; Hyd.; Carton of 96
	8	Push Rod	80-67	RP-3133 Std Only	VINTAGE; Ball & ball type ends; Use w/boat type rocker arms; 9.7790" O.A.L.
	8	Push Rod	80-67	RP-3132 Std Only	VINTAGE; Ball & socket type; Use w/fabricated arm w/welded ball; 9.7500" O.A.L.
	4	ROCKER PARTS Arm	80-67	R-884 Std Only	VINTAGE; Loc. Int.; Boat type rocker arm; Stamped steel; Use w/Ball & ball end push rod
	4	VALVE Exhaust	80-67	V-1834X Std Only	VINTAGE; 1.7340" Head Dia., 0.4145" Stem Dia., 5.4800" O.A.L.
	4	VALVE GUIDE Guide	80-67	VG-646 Std Only	VINTAGE; Loc. Exh.; 0.4180" ID, 2.9060" O.A.L
	8	VALVE SPRING Spring	80-67	VS-693 Std Only	Incl. damper; 2.0500" Free Height
	8	VALVE SEAL Valve Stem Seal	80-67	MV-1233C Std Only	O-Ring; (RBB) Rubber
	8	VALVE SEAL Valve Stem Seal Bulk	80-67	MV-1233 Std Only	O-Ring; Carton of 100; (RBB) Rubber
BLOCK	16	VALVE, MISC Keeper	80-67	VK-138A Std Only	1 groove; Square cut key groove; Carton pack 24
	16	Keeper	80-67	VK-138 Std Only	1 groove; Square cut key groove; Carton pack 32
	16	Keeper	80-67	VK-138R Std Only	1 groove; Square cut key groove; Hardened
	16	Keeper, Bulk	80-67	VK-138B Std Only	1 groove; Square cut key groove; Carton of 1000
	4	Rotocap	80-67	RC-126S Std Only	VINTAGE; Loc. Exh.
	1	ENGINE BEARINGS Main Set	80-67	4070M Std-10-20-30	VINTAGE
	4	Rod Pair	80-67	2800P Std Only	VINTAGE
1	Cam Set	80-67	1218M Std Only	VINTAGE	
BLOCK	1	OIL PUMP Oil Pump	80-76	224-41187	International Terra Base; VINTAGE; Repl. O.E. No. 151075R93
	1	Oil Pump	71	224-41187	Exc. International Scout Base, Scout 800B Series Base, Scout II Base, Scout Series Base; VINTAGE; Repl. O.E. No. 151075R93
	1	Oil Pump	70-69	224-41187	Exc. International Scout Base, Scout 800A Series Base, Scout Series Base; VINTAGE; Repl. O.E. No. 151075R93
	1	Oil Pump	68-67	224-41187	Exc. International Scout Base, Scout 800 Series Base, Scout Series Base; VINTAGE; Repl. O.E. No. 151075R93
	1	Pump Repair Kit	80-67	224-51187	VINTAGE

196 3.2L (3203cc) OHV L4 (8 Valve), 4.125" Bore (International Eng.), 1 Bbl. "Eng. Code 4-196E" 1980-1967 **4**

	QTY	TIMING	YEARS	PART NO.	DESCRIPTION
VALVE TRAIN	1	Gear Set	80-67	221-3336S	VINTAGE
	8	CAMSHAFT/LIFTER Lifter	80-67	HT-855 Std Only	VINTAGE; Hyd.
	8	Lifter, Bulk	80-67	HT-855B Std Only	VINTAGE; Hyd.; Carton of 96
	8	PUSH ROD Push Rod	80-67	RP-3133 Std Only	VINTAGE; Ball & ball type ends; Use w/boat type rocker arms; 9.7790" O.A.L.
	8	Push Rod	80-67	RP-3132 Std Only	VINTAGE; Ball & socket type; Use w/fabricated arm w/welded ball; 9.7500" O.A.L.
	4	ROCKER PARTS Arm	80-67	R-884 Std Only	VINTAGE; Loc. Int.; Boat type rocker arm; Stamped steel; Use w/Ball & ball end push rod
	4	VALVE Exhaust	80-67	V-1834X Std Only	VINTAGE; 1.7340" Head Dia., 0.4145" Stem Dia., 5.4800" O.A.L.
	4	VALVE GUIDE Guide	80-67	VG-646 Std Only	VINTAGE; Loc. Exh.; 0.4180" ID, 2.9060" O.A.L
	8	VALVE SPRING Spring	80-67	VS-693 Std Only	Incl. damper; 2.0500" Free Height
	8	VALVE SEAL Valve Stem Seal	80-67	MV-1233C Std Only	O-Ring; (RBB) Rubber

(continued on next page)

International Truck

4 196 3.2L (3203cc) OHV L4 (8 Valve), 4.125" Bore (International Eng.), 1 Bbl. "Eng. Code 4-196E" 1980-1967 (cont.)

QTY	VALVE SEAL (cont.)	YEARS	PART NO.	DESCRIPTION
8	Valve Stem Seal Bulk	80-67	MV-1233 Std Only	O-Ring; Carton of 100; (RBB) Rubber
16	VALVE, MISC Keeper	80-67	VK-138A Std Only	1 groove; Square cut key groove; Carton pack 24
16	Keeper	80-67	VK-138 Std Only	1 groove; Square cut key groove; Carton pack 32
16	Keeper	80-67	VK-138R Std Only	1 groove; Square cut key groove; Hardened
16	Keeper, Bulk	80-67	VK-138B Std Only	1 groove; Square cut key groove; Carton of 1000
4	Rotocap	80-67	RC-126S Std Only	VINTAGE; Loc. Exh.
B	ENGINE BEARINGS	YEARS	PART NO.	DESCRIPTION
1	Main Set	80-67	4070M Std-10-20-30	VINTAGE
4	Rod Pair	80-67	2800P Std Only	VINTAGE
1	Cam Set	80-67	1218M Std Only	VINTAGE
B	OIL PUMP	YEARS	PART NO.	DESCRIPTION
1	Oil Pump	80-76	224-41187	VINTAGE; Repl. O.E. No. 151075R93
1	Oil Pump	71	224-41187	Exc. International Scout Base, Scout 800B Series Base, Scout II Base, Scout Series Base; VINTAGE; Repl. O.E. No. 151075R93
1	Oil Pump	70-69	224-41187	Exc. International Scout Base, Scout 800A Series Base, Scout Series Base; VINTAGE; Repl. O.E. No. 151075R93
1	Oil Pump	68-67	224-41187	Exc. International Scout Base, Scout 800 Series Base, Scout Series Base; VINTAGE; Repl. O.E. No. 151075R93
1	Pump Repair Kit	80-67	224-51187	VINTAGE

5 220 3.6L (3606cc) OHV L6 (12 Valve), 3.5625" Bore (International Eng.), 1 Bbl. "Eng. Code BD220" 1968-1950

QTY	CAMSHAFT/LIFTER	YEARS	PART NO.	DESCRIPTION
12	Lifter	68-50	AT-2041 Std Only	VINTAGE; Mech.; .997" dia. body
6	VALVE Exhaust	68-50	V-1327X Std Only	VINTAGE; Rototype; Free valve; 1.5160" Head Dia., 0.3715" Stem Dia., 4.9910" O.A.L.
6	Intake	68-50	V-1542 Std Only	VINTAGE; 1.6560" Head Dia., 0.3720" Stem Dia., 5.0860" O.A.L.
12	VALVE GUIDE Guide	68-50	VG-499 Std Only	VINTAGE; 0.3760" ID, 2.4100" O.A.L.
12	VALVE SPRING Spring	68-50	VS-389 Std Only	VINTAGE; 2.6870" Free Height
12	Spring	68-50	VS-547 Std Only	VINTAGE; Rototype; Free valve; 2.2650" Free Height
12	VALVE SEAL Valve Stem Seal	68-50	ST-2002 Std Only	Installation requires valve guide machining; (PLY) Polyacrylate
6	Valve Stem Seal	68-50	MV-1233C Std Only	Loc. Int.; O-Ring; (RBB) Rubber
6	Valve Stem Seal Bulk	68-50	MV-1233 Std Only	Loc. Int.; O-Ring; Carton of 100; (RBB) Rubber
12	Valve Stem Seal Bulk	68-50	ST-2002BC Std Only	Positive type; Installation requires valve guide machining; Carton of 100; (PLY) Polyacrylate
6	VALVE SEAT Seat	68-50	245-1875-1 Std Only	Loc. Int.; 1.8810" OD, 1.6100" ID, 0.2485" Depth
6	Seat	68-50	245-1875-1N Std Only	Loc. Int.; Premium Material; 1.8810" OD, 1.6100" ID, 0.2485" Depth
24	VALVE, MISC Keeper	68-50	VK-138A Std Only	w/o Rototype Free valve; 1 groove; Square cut key groove; Carton pack 24
24	Keeper	68-50	VK-138 Std Only	w/o Rototype Free valve; 1 groove; Square cut key groove; Carton pack 32
24	Keeper	68-50	VK-138R Std Only	w/o Rototype Free valve; 1 groove; Square cut key groove; Hardened
24	Keeper, Bulk	68-50	VK-138B Std Only	w/o Rototype Free valve; 1 groove; Square cut key groove; Carton of 1000
6	PISTON Cast Piston	68-60	933P 30 30	VINTAGE; Cast; Standard altitude; .8749" Pin Dia.; 1 Ring 3/32 Groove, 1 Ring 1/8 Groove, 1 Ring 3/16 Groove, 2.500 plus .525 step CD, Step Head .525 high w/top ring groove protector
6	Cast Piston - Individual	68-60	W933P Std-30-40-60	VINTAGE; Cast; Standard altitude; .8749" Pin Dia.; 1 Ring 3/32 Groove, 1 Ring 1/8 Groove, 1 Ring 3/16 Groove, 2.500 plus .525 step CD, Step Head w/2 valve reliefs
6	Pin Bushing	68-60	1579V	VINTAGE
1	RINGS Standard Set	68-51	E-135X Std-30	VINTAGE; 1-3/32, 1-1/8, 1-3/16; Iron
1	Standard Set	50	E-135X Std-30	VINTAGE; From Ser. No. 261933; 1-3/32, 1-1/8, 1-3/16; Iron

(continued on next page)

International Truck

220 3.6L (3606cc) OHV L6 (12 Valve), 3.5625" Bore (International Eng.), 1 Bbl. "Eng. Code BD220" 1968-1950 5 (cont.)

	QTY	ENGINE BEARINGS	YEARS	PART NO.	DESCRIPTION
BLOCK	1	Main Set	68-60	935M Std-10-20	VINTAGE; Partial grooved; w/std. oil pump
	6	Rod Pair	68-60	1575CPA 10 10-20-40	VINTAGE
	1	Cam Set	68-60	1209M Std Only	VINTAGE
	1	OIL PUMP			
	1	Oil Pump	68-58	224-41185	VINTAGE; Replaces O.E. No. 230421R91
	1	Oil Pump	57	224-41185	International A100 Base, A102 Base, AB120 Base, AM120 Base, AM130 Base, AM132 Base; VINTAGE; Replaces O.E. No. 230421R91
	1	Pump Repair Kit	68-58	224-51185	VINTAGE
	1	Pump Repair Kit	57	224-51185	International A100 Base, A102 Base, AB120 Base, AM120 Base, AM130 Base, AM132 Base; VINTAGE

220 3.6L (3606cc) OHV L6 (12 Valve), 3.5625" Bore (International Eng.), 1 Bbl. "Eng. Code BG220" 1968-1950 6

	QTY	CAMSHAFT/LIFTER	YEARS	PART NO.	DESCRIPTION
VALVE TRAIN	12	Lifter	68-50	AT-2041 Std Only	VINTAGE; Mech.; .997" dia. body
	6	VALVE Exhaust	68-50	V-1327X Std Only	VINTAGE; Rototype; Free valve; 1.5160" Head Dia., 0.3715" Stem Dia., 4.9910" O.A.L.
	6	Intake	68-50	V-1542 Std Only	VINTAGE; 1.6560" Head Dia., 0.3720" Stem Dia., 5.0860" O.A.L.
	12	VALVE GUIDE Guide	68-50	VG-499 Std Only	VINTAGE; 0.3760" ID, 2.4100" O.A.L
	12	VALVE SPRING Spring	68-50	VS-389 Std Only	VINTAGE; 2.6870" Free Height
	12	Spring	68-58	VS-547 Std Only	VINTAGE; Rototype; Free valve; 2.2650" Free Height
	12	Spring	57	VS-547 Std Only	Exc. International A100 Base, A102 Base, AB120 Base, AM120 Base, AM130 Base; VINTAGE; Rototype; Free valve; 2.2650" Free Height
	12	Spring	56-50	VS-547 Std Only	VINTAGE; Rototype; Free valve; 2.2650" Free Height
	12	VALVE SEAL Valve Stem Seal	68-50	ST-2002 Std Only	Installation requires valve guide machining; (PLY) Polyacrylate
	6	Valve Stem Seal	68-50	MV-1233C Std Only	Loc. Int.; O-Ring; (RBB) Rubber
	6	Valve Stem Seal Bulk	68-50	MV-1233 Std Only	Loc. Int.; O-Ring; Carton of 100; (RBB) Rubber
	12	Valve Stem Seal Bulk	68-50	ST-2002BC Std Only	Positive type; Installation requires valve guide machining; Carton of 100; (PLY) Polyacrylate
6	VALVE SEAT Seat	68-50	245-1875-1 Std Only	Loc. Int.; 1.8810" OD, 1.6100" ID, 0.2485" Depth	
6	Seat	68-50	245-1875-1N Std Only	Loc. Int.; Premium Material; 1.8810" OD, 1.6100" ID, 0.2485" Depth	
24	VALVE, MISC Keeper	68-50	VK-138A Std Only	w/o Rototype Free valve; 1 groove; Square cut key groove; Carton pack 24	
24	Keeper	68-50	VK-138 Std Only	w/o Rototype Free valve; 1 groove; Square cut key groove; Carton pack 32	
24	Keeper	68-50	VK-138R Std Only	w/o Rototype Free valve; 1 groove; Square cut key groove; Hardened	
24	Keeper, Bulk	68-50	VK-138B Std Only	w/o Rototype Free valve; 1 groove; Square cut key groove; Carton of 1000	

	QTY	PISTON	YEARS	PART NO.	DESCRIPTION
BLOCK	6	Cast Piston	68-60	933P 30 30	VINTAGE; Cast; Standard altitude; .8749" Pin Dia.; 1 Ring 3/32 Groove, 1 Ring 1/8 Groove, 1 Ring 3/16 Groove, 2.500 plus .525 step CD, Step Head .525 high w/top ring groove protector
	6	Cast Piston - Individual	68-60	W933P Std-30-40-60	VINTAGE; Cast; Standard altitude; .8749" Pin Dia.; 1 Ring 3/32 Groove, 1 Ring 1/8 Groove, 1 Ring 3/16 Groove, 2.500 plus .525 step CD, Step Head w/2 valve reliefs
	6	Pin Bushing	68-60	1579V	VINTAGE
	1	RINGS Standard Set	60-57	E-135X Std-30	International AM132 Base; VINTAGE; 1-3/32, 1-1/8, 1-3/16; Iron
	1	ENGINE BEARINGS Main Set	68-60	935M Std-10-20	VINTAGE; Partial grooved; w/std. oil pump
	6	Rod Pair	68-60	1575CPA 10 10-20-40	VINTAGE
1	Cam Set	68-60	1209M Std Only	VINTAGE	
1	OIL PUMP Oil Pump	60-57	224-41185	International AM132 Base; VINTAGE; Replaces O.E. No. 230421R91	

(continued on next page)

International Truck

6 220 3.6L (3606cc) OHV L6 (12 Valve), 3.5625" Bore (International Eng.), 1 Bbl. "Eng. Code BG220" 1968-1950
(cont.)

QTY	OIL PUMP (cont.)	YEARS	PART NO.	DESCRIPTION
1	Pump Repair Kit	60-57	224-51185	International AM132 Base; VINTAGE

7 220 3.6L (3606cc) OHV L6 (12 Valve), 3.5625" Bore (International Eng.), 1 Bbl. "Eng. Code SD220" 1968-1950

QTY	CAMSHAFT/LIFTER	YEARS	PART NO.	DESCRIPTION
12	Lifter	68-50	AT-2041 Std Only	VINTAGE; Mech.; .997" dia. body
6	Exhaust	68-50	V-1327X Std Only	VINTAGE; Rototype; Free valve; 1.5160" Head Dia., 0.3715" Stem Dia., 4.9910" O.A.L.
6	Intake	68-50	V-1542 Std Only	VINTAGE; 1.6560" Head Dia., 0.3720" Stem Dia., 5.0860" O.A.L.
12	VALVE GUIDE	YEARS	PART NO.	DESCRIPTION
	Guide	68-50	VG-499 Std Only	VINTAGE; 0.3760" ID, 2.4100" O.A.L
12	VALVE SPRING	YEARS	PART NO.	DESCRIPTION
	Spring	68-50	VS-389 Std Only	VINTAGE; 2.6870" Free Height
12	Spring	68-50	VS-547 Std Only	VINTAGE; Rototype; Free valve; 2.2650" Free Height
12	VALVE SEAL	YEARS	PART NO.	DESCRIPTION
	Valve Stem Seal	68-50	ST-2002 Std Only	Installation requires valve guide machining; (PLY) Polyacrylate
6	Valve Stem Seal	60-59	MV-1233C Std Only	International AM132 Base; Loc. Int.; O-Ring; (RBB) Rubber
6	Valve Stem Seal	58	MV-1233C Std Only	International A132 Base; Loc. Int.; O-Ring; (RBB) Rubber
6	Valve Stem Seal	57	MV-1233C Std Only	Loc. Int.; O-Ring; (RBB) Rubber
12	Valve Stem Seal Bulk	68-50	ST-2002BC Std Only	Positive type; Installation requires valve guide machining; Carton of 100; (PLY) Polyacrylate
6	Valve Stem Seal Bulk	60-59	MV-1233 Std Only	International AM132 Base; Loc. Int.; O-Ring; Carton of 100; (RBB) Rubber
6	Valve Stem Seal Bulk	58	MV-1233 Std Only	International A132 Base; Loc. Int.; O-Ring; Carton of 100; (RBB) Rubber
6	Valve Stem Seal Bulk	57	MV-1233 Std Only	Loc. Int.; O-Ring; Carton of 100; (RBB) Rubber
6	VALVE SEAT	YEARS	PART NO.	DESCRIPTION
	Seat	68-50	245-1875-1 Std Only	Loc. Int.; 1.8810" OD, 1.6100" ID, 0.2485" Depth
6	Seat	68-50	245-1875-1N Std Only	Loc. Int.; Premium Material; 1.8810" OD, 1.6100" ID, 0.2485" Depth
24	VALVE, MISC	YEARS	PART NO.	DESCRIPTION
	Keeper	68-50	VK-138A Std Only	w/o Rototype Free valve; 1 groove; Square cut key groove; Carton pack 24
24	Keeper	68-50	VK-138 Std Only	w/o Rototype Free valve; 1 groove; Square cut key groove; Carton pack 32
24	Keeper	68-50	VK-138R Std Only	w/o Rototype Free valve; 1 groove; Square cut key groove; Hardened
24	Keeper, Bulk	68-50	VK-138B Std Only	w/o Rototype Free valve; 1 groove; Square cut key groove; Carton of 1000
6	PISTON	YEARS	PART NO.	DESCRIPTION
	Pin Bushing	68-60	1579V	VINTAGE
1	RINGS	YEARS	PART NO.	DESCRIPTION
	Standard Set	68	677X Std Only	VINTAGE; To Ser. No. 261932; 1-3/32, 2-1/8, 1-3/16; Iron
1	Standard Set	67-50	677X Std Only	VINTAGE; 1-3/32, 2-1/8, 1-3/16; Iron
1	Standard Set	60-59	E-135X Std-30	International AM132 Base; VINTAGE; 1-3/32, 1-1/8, 1-3/16; Iron
1	Standard Set	58	E-135X Std-30	International A132 Base; VINTAGE; 1-3/32, 1-1/8, 1-3/16; Iron
1	Standard Set	57	E-135X Std-30	International AM132 Base; VINTAGE; 1-3/32, 1-1/8, 1-3/16; Iron
1	ENGINE BEARINGS	YEARS	PART NO.	DESCRIPTION
	Main Set	68-60	935M Std-10-20	VINTAGE; Partial grooved; w/std. oil pump
6	Rod Pair	68-60	1575CPA 10 10-20-40	VINTAGE
1	Cam Set	68-60	1209M Std Only	VINTAGE
1	OIL PUMP	YEARS	PART NO.	DESCRIPTION
	Oil Pump	60-59	224-41185	International AM132 Base; VINTAGE; Replaces O.E. No. 230421R91
1	Oil Pump	58	224-41185	International A132 Base; VINTAGE; Replaces O.E. No. 230421R91
1	Oil Pump	57	224-41185	Exc. International A100 Base, A102 Base, AB120 Base, AM120 Base, AM130 Base; VINTAGE; Replaces O.E. No. 230421R91
1	Oil Pump	56-50	224-41185	VINTAGE; Replaces O.E. No. 230421R91
1	Pump Repair Kit	60-59	224-51185	International AM132 Base; VINTAGE
1	Pump Repair Kit	58	224-51185	International A132 Base; VINTAGE
1	Pump Repair Kit	57	224-51185	Exc. International A100 Base, A102 Base, AB120 Base, AM120 Base, AM130 Base; VINTAGE

VALVE TRAIN

VALVE TRAIN

BLOCK

BLOCK

(continued on next page)

International Truck

220 3.6L (3606cc) OHV L6 (12 Valve), 3.5625" Bore (International Eng.), 1 Bbl. "Eng. Code SD220" 1968-1950 7 (cont.)

QTY	OIL PUMP (cont.) Pump Repair Kit	YEARS	PART NO.	DESCRIPTION
1		56-50	224-51185	VINTAGE

220 3.6L (3606cc) OHV L6 (12 Valve), 3.5625" Bore (International Eng.), 1 Bbl. "Eng. Code U220" 1968-1950 8

QTY	CAMSHAFT/LIFTER	YEARS	PART NO.	DESCRIPTION
12	Lifter	68-50	AT-2041 Std Only	VINTAGE; Mech.; .997" dia. body
6	VALVE Exhaust	68-50	V-1327X Std Only	VINTAGE; Rototype; Free valve; 1.5160" Head Dia., 0.3715" Stem Dia., 4.9910" O.A.L.
6	Intake	68-50	V-1542 Std Only	VINTAGE; 1.6560" Head Dia., 0.3720" Stem Dia., 5.0860" O.A.L.
12	VALVE GUIDE Guide	68-50	VG-499 Std Only	VINTAGE; 0.3760" ID, 2.4100" O.A.L.
12	VALVE SPRING Spring	68-50	VS-389 Std Only	VINTAGE; 2.6870" Free Height
12	Spring	68-50	VS-547 Std Only	VINTAGE; Rototype; Free valve; 2.2650" Free Height
12	VALVE SEAL Valve Stem Seal	68-50	ST-2002 Std Only	Installation requires valve guide machining; (PLY) Polyacrylate
6	Valve Stem Seal	60-57	MV-1233C Std Only	International AM132 Base; Loc. Int.; O-Ring; (RBB) Rubber
12	Valve Stem Seal Bulk	68-50	ST-2002BC Std Only	Positive type; Installation requires valve guide machining; Carton of 100; (PLY) Polyacrylate
6	Valve Stem Seal Bulk	60-57	MV-1233 Std Only	International AM132 Base; Loc. Int.; O-Ring; Carton of 100; (RBB) Rubber
6	VALVE SEAT Seat	68-50	245-1875-1 Std Only	Loc. Int.; 1.8810" OD, 1.6100" ID, 0.2485" Depth
6	Seat	68-50	245-1875-1N Std Only	Loc. Int.; Premium Material; 1.8810" OD, 1.6100" ID, 0.2485" Depth
24	VALVE, MISC Keeper	68-50	VK-138A Std Only	w/o Rototype Free valve; 1 groove; Square cut key groove; Carton pack 24
24	Keeper	68-50	VK-138 Std Only	w/o Rototype Free valve; 1 groove; Square cut key groove; Carton pack 32
24	Keeper	68-50	VK-138R Std Only	w/o Rototype Free valve; 1 groove; Square cut key groove; Hardened
24	Keeper, Bulk	68-50	VK-138B Std Only	w/o Rototype Free valve; 1 groove; Square cut key groove; Carton of 1000
6	PISTON Pin Bushing	68-60	1579V	VINTAGE
1	RINGS Standard Set	60-57	E-135X Std-30	International AM132 Base; VINTAGE; 1-3/32, 1-1/8, 1-3/16; Iron
1	Standard Set	60-57	677X Std Only	International AM132 Base; VINTAGE; 1-3/32, 2-1/8, 1-3/16; Iron
1	ENGINE BEARINGS Main Set	68-60	935M Std-10-20	VINTAGE; Partial grooved; w/std. oil pump
6	Rod Pair	68-60	1575CPA 10 10-20-40	VINTAGE
1	Cam Set	68-60	1209M Std Only	VINTAGE
1	OIL PUMP Oil Pump	60-57	224-41185	International AM132 Base; VINTAGE; Replaces O.E. No. 230421R91
1	Pump Repair Kit	60-57	224-51185	International AM132 Base; VINTAGE

232 3.8L (3802cc) OHV L6 Hi Torque (12 Valve), 3.75" Bore (AMC Eng.), 1 Bbl. "Eng. Code 6-232" 1972-1969 9

QTY	TIMING	YEARS	PART NO.	DESCRIPTION
1	3 Piece Set	72-69	KT3-494S	(1) 222-494; (1) 223-355; (1) 223-388
1	Timing Chain	72-69	222-494	48 Links
1	Crank Sprocket	72-69	223-355	18 Teeth
1	Cam Sprocket	72-69	223-388	36 Teeth
1	CAMSHAFT/LIFTER Camshaft	72-69	CS-652	VINTAGE; Hydraulic, (050) Duration at .050 Lobe Lift, 185 Exh., 185 Int., 110 Degrees Lobe Separation
1	Prelube		55-403 Std Only	1.5 oz. packet
1	Prelube		55-400 Std Only	4 oz. bottle; 1.5 oz. packet No. 55-403 also avail.
12	Lifter	72-69	HT-2011 Std Only	Hyd.; w/2 grooves
12	Lifter	72-69	HT-2011R Std Only	Speed-Pro Hi-Revolution Hyd.
12	Lifter, Bulk	72-69	HT-2011B Std Only	Hyd.; w/2 grooves; Carton of 117

(continued on next page)

International Truck

9 232 3.8L (3802cc) OHV L6 Hi Torque (12 Valve), 3.75" Bore (AMC Eng.), 1 Bbl. "Eng. Code 6-232" 1972-1969
(cont.)

VALVE TRAIN	QTY	PUSH ROD	YEARS	PART NO.	DESCRIPTION	VALVE TRAIN
	12	Push Rod	72-69	RP-3163 Std Only	VINTAGE; w/Cast iron rocker arms; 9.6560" O.A.L.	
	12	Push Rod	72-69	RP-3171 Std Only	VINTAGE; w/Stamped steel rocker arms; 9.5940" O.A.L.	
VALVE SEAT	QTY	VALVE SEAT	YEARS	PART NO.	DESCRIPTION	VALVE SEAT
	6	Seat	72-69	245-1500-1 Std Only	Loc. Exh.; 1.5045" OD, 1.2500" ID, 0.2160" Depth	
	6	Seat	72-69	245-1500-1N Std Only	Loc. Exh.; Premium Material; 1.5045" OD, 1.2500" ID, 0.2160" Depth	
	6	Seat	72-69	245-1875-1 Std Only	Loc. Int.; 1.8810" OD, 1.6100" ID, 0.2485" Depth	
	6	Seat	72-69	245-1875-1N Std Only	Loc. Int.; Premium Material; 1.8810" OD, 1.6100" ID, 0.2485" Depth	
VALVE, MISC	QTY	VALVE, MISC	YEARS	PART NO.	DESCRIPTION	VALVE, MISC
	24	Keeper	72-69	VK-138A Std Only	1 groove; Square cut key groove; Carton pack 24	
	24	Keeper	72-69	VK-138 Std Only	1 groove; Square cut key groove; Carton pack 32	
	24	Keeper	72-69	VK-138R Std Only	1 groove; Square cut key groove; Hardened	
	24	Keeper	72-69	VK-174 Std Only	4 groove	
	24	Keeper	72-69	VK-174R Std Only	4 groove; Hardened	
	24	Keeper, Bulk	72-69	VK-138B Std Only	1 groove; Square cut key groove; Carton of 1000	
PISTON	QTY	PISTON	YEARS	PART NO.	DESCRIPTION	PISTON
	6	Cast Piston	72-69	409P Std-20-30-40-60	VINTAGE; 8.3:1 C.R.; Cast; .931" Pin Dia.; 2 Rings 5/64 Groove, 1 Ring 3/16 Groove, 1.581 CD, Recessed Head .108 deep x 3.125 dia.	
	6	Cast Piston - Individual	72-69	W409P Std-20-30-40-60	VINTAGE; 8.3:1 C.R.; Cast; .931" Pin Dia.; 2 Rings 5/64 Groove, 1 Ring 3/16 Groove, 1.581 CD, Recessed Head .108 deep x 3.125 dia.	
RINGS	QTY	RINGS	YEARS	PART NO.	DESCRIPTION	RINGS
	1	Premium Set	72-69	E-222K Std-20-30-40-60	2-5/64, 1-3/16; Premium Moly	
	1	Standard Set	72-69	E-222X Std-20-30-40-60	2-5/64, 1-3/16; Iron	
ENGINE BEARINGS	QTY	ENGINE BEARINGS	YEARS	PART NO.	DESCRIPTION	ENGINE BEARINGS
	1	Main Set	72-69	4289M Std-10-20-30-40-60		
	1	Rod Set	72-69	6-3310CPA Std-1-10-20-30-40-50-60		
	6	Rod Pair	72-69	3310CPA Std-1-2-10-20-30-40-50-60		
	1	Cam Set	72-69	1244M Std-10		
OIL PUMP	QTY	OIL PUMP	YEARS	PART NO.	DESCRIPTION	OIL PUMP
	1	Oil Pump	72-69	224-41199	Replaces pump w/o cover having tab & slotted hole	
GASKETS	QTY	GASKETS	YEARS	PART NO.	DESCRIPTION	GASKETS
	1	Kit Gasket Set	72-69	260-1007	VINTAGE; Premium valve stem seals incl.	
FREEZE PLUGS	QTY	FREEZE PLUGS	YEARS	PART NO.	DESCRIPTION	FREEZE PLUGS
	1	Brass Block Plug Kit	71-69	381-8000	Incl. 6, 2" OD brass cup plugs for 4, 5, & 6 plug engines	
	1	Steel Shallow Cup Freeze Plug	71-69	381-2170	VINTAGE; 2.141" Diameter	

10 240 3.9L (3934cc) OHV L6 (12 Valve), 3.5625" Bore (International Eng.), 1 Bbl. "Eng. Code BD240" 1968-1958

VALVE TRAIN	QTY	CAMSHAFT/LIFTER	YEARS	PART NO.	DESCRIPTION	VALVE TRAIN
	12	Lifter	68-58	AT-2041 Std Only	VINTAGE; Mech.; .997" dia. body	
VALVE	QTY	VALVE	YEARS	PART NO.	DESCRIPTION	VALVE
	6	Exhaust	68-58	V-1327X Std Only	VINTAGE; Rototype; Free valve; 1.5160" Head Dia., 0.3715" Stem Dia., 4.9910" O.A.L.	
	6	Intake	68-58	V-1542 Std Only	VINTAGE; 1.6560" Head Dia., 0.3720" Stem Dia., 5.0860" O.A.L.	
VALVE GUIDE	QTY	VALVE GUIDE	YEARS	PART NO.	DESCRIPTION	VALVE GUIDE
	12	Guide	68-58	VG-499 Std Only	VINTAGE; 0.3760" ID, 2.4100" O.A.L.	
VALVE SPRING	QTY	VALVE SPRING	YEARS	PART NO.	DESCRIPTION	VALVE SPRING
	12	Spring	68-58	VS-389 Std Only	VINTAGE; 2.6870" Free Height	
	12	Spring	68-58	VS-547 Std Only	VINTAGE; Rototype; Free valve; 2.2650" Free Height	
VALVE SEAL	QTY	VALVE SEAL	YEARS	PART NO.	DESCRIPTION	VALVE SEAL
	12	Valve Stem Seal	68-58	ST-2002 Std Only	Installation requires valve guide machining; (PLY) Polyacrylate	
	6	Valve Stem Seal	68-58	MV-1233C Std Only	Loc. Int.; O-Ring; (RBB) Rubber	
	6	Valve Stem Seal Bulk	68-58	MV-1233 Std Only	Loc. Int.; O-Ring; Carton of 100; (RBB) Rubber	
	12	Valve Stem Seal Bulk	68-58	ST-2002BC Std Only	Positive type; Installation requires valve guide machining; Carton of 100; (PLY) Polyacrylate	
VALVE SEAT	QTY	VALVE SEAT	YEARS	PART NO.	DESCRIPTION	VALVE SEAT
	6	Seat	68-58	245-1875-1 Std Only	Loc. Int.; 1.8810" OD, 1.6100" ID, 0.2485" Depth	
	6	Seat	68-58	245-1875-1N Std Only	Loc. Int.; Premium Material; 1.8810" OD, 1.6100" ID, 0.2485" Depth	

(continued on next page)

International Truck

240 3.9L (3934cc) OHV L6 (12 Valve), 3.5625" Bore (International Eng.), 1 Bbl. "Eng. Code BD240" 1968-1958 10 (cont.)

QTY	VALVE, MISC	YEARS	PART NO.	DESCRIPTION		
12	Keeper	68-58	VK-138A Std Only	w/o Rototype Free valve; 1 groove; Square cut key groove; Carton pack 24		
12	Keeper	68-58	VK-138 Std Only	w/o Rototype Free valve; 1 groove; Square cut key groove; Carton pack 32		
12	Keeper	68-58	VK-138R Std Only	w/o Rototype Free valve; 1 groove; Square cut key groove; Hardened		
12	Keeper, Bulk	68-58	VK-138B Std Only	w/o Rototype Free valve; 1 groove; Square cut key groove; Carton of 1000		
B	QTY	PISTON	YEARS	PART NO.	DESCRIPTION	B
	6	Pin Bushing	68-61	1579V	VINTAGE	
L	QTY	RINGS	YEARS	PART NO.	DESCRIPTION	L
	1	Standard Set	68-58	E-135X Std-30	VINTAGE; Check piston grooving before supplying ring set; 1-3/32, 1-1/8, 1-3/16; Iron	
C	QTY	ENGINE BEARINGS	YEARS	PART NO.	DESCRIPTION	C
	1	Main Set	68-58	935M Std-10-20	VINTAGE; Partial grooved; w/std. oil pump	
	6	Rod Pair	68-58	1575CPA 10 10-20-40	VINTAGE	
	1	Cam Set	68-58	1209M Std Only	VINTAGE	
K	QTY	OIL PUMP	YEARS	PART NO.	DESCRIPTION	K
	1	Oil Pump	68-58	224-41185	VINTAGE; Replaces O.E. No. 230421R91	
	1	Pump Repair Kit	68-58	224-51185	VINTAGE; Can also use 224-41185	
240 3.9L (3934cc) OHV L6 (12 Valve), 3.5625" Bore (International Eng.), 1 Bbl. "Eng. Code BG241" 1968-1958 11						
V	QTY	CAMSHAFT/LIFTER	YEARS	PART NO.	DESCRIPTION	V
	12	Lifter	68-58	AT-2041 Std Only	VINTAGE; Mech.; .997" dia. body	
A	QTY	VALVE	YEARS	PART NO.	DESCRIPTION	A
	6	Exhaust	68-58	V-1327X Std Only	VINTAGE; Rototype; Free valve; 1.5160" Head Dia., 0.3715" Stem Dia., 4.9910" O.A.L.	
	6	Intake	68-58	V-1542 Std Only	VINTAGE; 1.6560" Head Dia., 0.3720" Stem Dia., 5.0860" O.A.L.	
L	QTY	VALVE GUIDE	YEARS	PART NO.	DESCRIPTION	L
	12	Guide	68-58	VG-499 Std Only	VINTAGE; 0.3760" ID, 2.4100" O.A.L	
V	QTY	VALVE SPRING	YEARS	PART NO.	DESCRIPTION	V
	12	Spring	68-58	VS-389 Std Only	VINTAGE; 2.6870" Free Height	
	12	Spring	68-58	VS-547 Std Only	VINTAGE; Rototype; Free valve; 2.2650" Free Height	
A	QTY	VALVE SEAL	YEARS	PART NO.	DESCRIPTION	A
	12	Valve Stem Seal	68-58	ST-2002 Std Only	Installation requires valve guide machining; (PLY) Polyacrylate	
	6	Valve Stem Seal	68-58	MV-1233C Std Only	Loc. Int.; O-Ring; (RBB) Rubber	
	6	Valve Stem Seal Bulk	68-58	MV-1233 Std Only	Loc. Int.; O-Ring; Carton of 100; (RBB) Rubber	
	12	Valve Stem Seal Bulk	68-58	ST-2002BC Std Only	Positive type; Installation requires valve guide machining; Carton of 100; (PLY) Polyacrylate	
L	QTY	VALVE SEAT	YEARS	PART NO.	DESCRIPTION	L
	6	Seat	68-58	245-1875-1 Std Only	Loc. Int.; 1.8810" OD, 1.6100" ID, 0.2485" Depth	
	6	Seat	68-58	245-1875-1N Std Only	Loc. Int.; Premium Material; 1.8810" OD, 1.6100" ID, 0.2485" Depth	
V	QTY	VALVE, MISC	YEARS	PART NO.	DESCRIPTION	V
	12	Keeper	68-58	VK-138A Std Only	w/o Rototype Free valve; 1 groove; Square cut key groove; Carton pack 24	
	12	Keeper	68-58	VK-138 Std Only	w/o Rototype Free valve; 1 groove; Square cut key groove; Carton pack 32	
	12	Keeper	68-58	VK-138R Std Only	w/o Rototype Free valve; 1 groove; Square cut key groove; Hardened	
	12	Keeper, Bulk	68-58	VK-138B Std Only	w/o Rototype Free valve; 1 groove; Square cut key groove; Carton of 1000	
B	QTY	PISTON	YEARS	PART NO.	DESCRIPTION	B
	6	Pin Bushing	68-61	1579V	VINTAGE	
L	QTY	RINGS	YEARS	PART NO.	DESCRIPTION	L
	1	Standard Set	68-58	E-135X Std-30	VINTAGE; Check piston grooving before supplying ring set; 1-3/32, 1-1/8, 1-3/16; Iron	
C	QTY	ENGINE BEARINGS	YEARS	PART NO.	DESCRIPTION	C
	1	Main Set	68-58	935M Std-10-20	VINTAGE; Partial grooved; w/std. oil pump	
	6	Rod Pair	68-58	1575CPA 10 10-20-40	VINTAGE	
	1	Cam Set	68-58	1209M Std Only	VINTAGE	

International Truck

12 240 3.9L (3934cc) OHV L6 (12 Valve), 3.5625" Bore (International Eng.), 1 Bbl. "Eng. Code SD240" 1968-1958

QTY	CAMSHAFT/LIFTER	YEARS	PART NO.	DESCRIPTION
12	Lifter	68-58	AT-2041 Std Only	VINTAGE; Mech.; .997" dia. body
6	Exhaust	68-58	V-1327X Std Only	VINTAGE; Rototype; Free valve; 1.5160" Head Dia., 0.3715" Stem Dia., 4.9910" O.A.L.
6	Intake	68-58	V-1542 Std Only	VINTAGE; 1.6560" Head Dia., 0.3720" Stem Dia., 5.0860" O.A.L.
12	VALVE GUIDE Guide	68-58	VG-499 Std Only	VINTAGE; 0.3760" ID, 2.4100" O.A.L.
12	VALVE SPRING Spring	68-58	VS-389 Std Only	VINTAGE; 2.6870" Free Height
12	Spring	68-58	VS-547 Std Only	VINTAGE; Rototype; Free valve; 2.2650" Free Height
12	VALVE SEAL Valve Stem Seal	68-58	ST-2002 Std Only	Installation requires valve guide machining; (PLY) Polyacrylate
12	Valve Stem Seal Bulk	68-58	ST-2002BC Std Only	Positive type; Installation requires valve guide machining; Carton of 100; (PLY) Polyacrylate
6	VALVE SEAT Seat	68-58	245-1875-1 Std Only	Loc. Int.; 1.8810" OD, 1.6100" ID, 0.2485" Depth
6	Seat	68-58	245-1875-1N Std Only	Loc. Int.; Premium Material; 1.8810" OD, 1.6100" ID, 0.2485" Depth
12	VALVE, MISC Keeper	68-58	VK-138A Std Only	w/o Rototype Free valve; 1 groove; Square cut key groove; Carton pack 24
12	Keeper	68-58	VK-138 Std Only	w/o Rototype Free valve; 1 groove; Square cut key groove; Carton pack 32
12	Keeper	68-58	VK-138R Std Only	w/o Rototype Free valve; 1 groove; Square cut key groove; Hardened
12	Keeper, Bulk	68-58	VK-138B Std Only	w/o Rototype Free valve; 1 groove; Square cut key groove; Carton of 1000
6	PISTON Pin Bushing	68-61	1579V	VINTAGE
1	RINGS Standard Set	64-61	677X Std Only	VINTAGE; Check piston grooving before supplying ring set; 1-3/32, 2-1/8, 1-3/16; Iron
1	Standard Set	60	677X Std Only	Exc. International AM132 Base; VINTAGE; Check piston grooving before supplying ring set; 1-3/32, 2-1/8, 1-3/16; Iron
1	ENGINE BEARINGS Main Set	68-58	935M Std-10-20	VINTAGE; Partial grooved; w/std. oil pump
6	Rod Pair	68-58	1575CPA 10 10-20-40	VINTAGE
1	Cam Set	68-58	1209M Std Only	VINTAGE

13 258 4.2L (4229cc) OHV L6 (12 Valve), 3.75" Bore (AMC Eng.), 1 Bbl. "Eng. Code 6-258" 1974-1972

QTY	TIMING	YEARS	PART NO.	DESCRIPTION
1	3 Piece Set	74-72	KT3-494S	(1) 222-494; (1) 223-355; (1) 223-388
1	Timing Chain	74-72	222-494	48 Links
1	Crank Sprocket	74-72	223-355	18 Teeth
1	Cam Sprocket	74-72	223-388	36 Teeth
1	CAMSHAFT/LIFTER Camshaft	74-72	CS-652	VINTAGE; Hydraulic, (050) Duration at .050 Lobe Lift, 185 Exh., 185 Int., 110 Degrees Lobe Separation
1	Prelube		55-403 Std Only	1.5 oz. packet
1	Prelube		55-400 Std Only	4 oz. bottle; 1.5 oz. packet No. 55-403 also avail.
12	Lifter	74-72	HT-2011 Std Only	Hyd.; w/2 grooves
12	Lifter	74-72	HT-2011R Std Only	Speed-Pro Hi-Revolution Hyd.
12	Lifter, Bulk	74-72	HT-2011B Std Only	Hyd.; w/2 grooves; Carton of 117
6	VALVE SEAT Seat	74-72	245-1500-1 Std Only	Loc. Exh.; 1.5045" OD, 1.2500" ID, 0.2160" Depth
6	Seat	74-72	245-1500-1N Std Only	Loc. Exh.; Premium Material; 1.5045" OD, 1.2500" ID, 0.2160" Depth
6	Seat	74-72	245-1875-1 Std Only	Loc. Int.; 1.8810" OD, 1.6100" ID, 0.2485" Depth
6	Seat	74-72	245-1875-1N Std Only	Loc. Int.; Premium Material; 1.8810" OD, 1.6100" ID, 0.2485" Depth
12	VALVE, MISC Keeper	74-72	VK-174 Std Only	4 groove
12	Keeper	74-72	VK-174R Std Only	4 groove; Hardened

(continued on next page)

International Truck

258 4.2L (4229cc) OHV L6 (12 Valve), 3.75" Bore (AMC Eng.), 1 Bbl. "Eng. Code 6-258" 1974-1972 13
(cont.)

	QTY	PART NO.	YEARS	DESCRIPTION
BLOCK	6	PISTON Cast Piston	74-72	409P Std-20-30-40-60 VINTAGE; 8.0:1 C.R.; Cast; .931" Pin Dia.; 2 Rings 5/64 Groove, 1 Ring 3/16 Groove, 1.581 CD, Recessed Head .108 deep x 3.125 dia.
	6	Cast Piston - Individual	74-72	W409P Std-20-30-40-60 VINTAGE; 8.0:1 C.R.; Cast; .931" Pin Dia.; 2 Rings 5/64 Groove, 1 Ring 3/16 Groove, 1.581 CD, Recessed Head .108 deep x 3.125 dia.
	1	RINGS Premium Set	74-72	E-222K Std-20-30-40-60 2-5/64, 1-3/16; Premium Moly
	1	Standard Set	74-72	E-222X Std-20-30-40-60 2-5/64, 1-3/16; Iron
	1	ENGINE BEARINGS Main Set	74-72	4289M Std-10-20-30-40-60
	1	Rod Set	74-72	6-3310CPA Std-1-10-20-30-40-50-60
	6	Rod Pair	74-72	3310CPA Std-1-2-10-20-30-40-50-60
1	Cam Set	74-72	1244M Std-10	
1	OIL PUMP Oil Pump	74-72	224-41199 Exc. International Scout II Base, Scout Series Base; Replaces pump w/o cover having tab & slotted hole	
1	GASKETS Kit Gasket Set	74-72	260-1007 VINTAGE; Premium valve stem seals incl.	
1	FREEZE PLUGS Brass Block Plug Kit	74-72	381-8000 Incl. 6, 2" OD brass cup plugs for 4, 5, & 6 plug engines	
1	Steel Shallow Cup Freeze Plug	74-72	381-2170 VINTAGE; 2.141" Diameter	

264 4.3L (4327cc) OHV L6 (12 Valve), 3.6875" Bore (International Eng.), 1 Bbl. "Eng. Code BD264" 1968-1959 14

VALVE TRAIN	12	CAMSHAFT/LIFTER Lifter	68-59	AT-2041 Std Only VINTAGE; Mech.; .997" dia. body
	12	PUSH ROD Push Rod	68-59	RP-3127 Std Only VINTAGE
	6	VALVE Exhaust	68-59	V-1327X Std Only VINTAGE; Rototype; Free valve; 1.5160" Head Dia., 0.3715" Stem Dia., 4.9910" O.A.L.
	6	Intake	68-59	V-1543 Std Only VINTAGE
	12	VALVE GUIDE Guide	68-59	VG-499 Std Only VINTAGE; 0.3760" ID, 2.4100" O.A.L
	12	VALVE SPRING Spring	68-59	VS-389 Std Only VINTAGE; 2.6870" Free Height
	12	Spring	68-59	VS-547 Std Only VINTAGE; Rototype; Free valve; 2.2650" Free Height
	12	VALVE SEAL Valve Stem Seal	68-59	ST-2002 Std Only Installation requires valve guide machining; (PLY) Polyacrylate
	6	Valve Stem Seal	68-59	MV-1233C Std Only Loc. Int.; O-Ring; (RBB) Rubber
	12	Valve Stem Seal	68-59	MV-1902 Std Only VINTAGE; Umbrella type; (RBB) Rubber
	6	Valve Stem Seal Bulk	68-59	MV-1233 Std Only Loc. Int.; O-Ring; Carton of 100; (RBB) Rubber
	12	Valve Stem Seal Bulk	68-59	ST-2002BC Std Only Positive type; Installation requires valve guide machining; Carton of 100; (PLY) Polyacrylate
	6	VALVE SEAT Seat	68-59	245-1875-1 Std Only Loc. Int.; 1.8810" OD, 1.6100" ID, 0.2485" Depth
	6	Seat	68-59	245-1875-1N Std Only Loc. Int.; Premium Material; 1.8810" OD, 1.6100" ID, 0.2485" Depth
	24	VALVE, MISC Keeper	68-59	VK-138A Std Only w/o Rototype Free valve; 1 groove; Square cut key groove; Carton pack 24
24	Keeper	68-59	VK-138 Std Only w/o Rototype Free valve; 1 groove; Square cut key groove; Carton pack 32	
24	Keeper	68-59	VK-138R Std Only w/o Rototype Free valve; 1 groove; Square cut key groove; Hardened	
24	Keeper, Bulk	68-59	VK-138B Std Only w/o Rototype Free valve; 1 groove; Square cut key groove; Carton of 1000	
6	PISTON Pin Bushing	68-65	1579V VINTAGE	
1	RINGS Premium Set	68-59	5576KX Std-30 VINTAGE; 1-3/32, 1-1/8, 1-3/16; Premium Chrome or Moly	
6	SLEEVE Repair Sleeve	68-59	SL-18M Std Only VINTAGE; 3/32" wall, must be cut to correct length	

(continued on next page)

International Truck

14 264 4.3L (4327cc) OHV L6 (12 Valve), 3.6875" Bore (International Eng.), 1 Bbl. "Eng. Code BD264" 1968-1959 (cont.)

QTY	ENGINE BEARINGS	YEARS	PART NO.	DESCRIPTION
1	Main Set	68-65	935M Std-10-20	VINTAGE; Partial grooved; w/std. oil pump
6	Rod Pair	68-65	1575CPA 10 10-20-40	VINTAGE
1	Cam Set	68-65	1209M Std Only	VINTAGE
QTY	OIL PUMP	YEARS	PART NO.	DESCRIPTION
1	Oil Pump	68-59	224-41185	VINTAGE; Replaces O.E. No. 230421R91
1	Pump Repair Kit	68-59	224-51185	VINTAGE

15 264 4.3L (4327cc) OHV L6 (12 Valve), 3.6875" Bore (International Eng.), 1 Bbl. "Eng. Code BG264" 1968-1959

QTY	CAMSHAFT/LIFTER	YEARS	PART NO.	DESCRIPTION
12	Lifter	68-59	AT-2041 Std Only	VINTAGE; Mech.; .997" dia. body
QTY	PUSH ROD	YEARS	PART NO.	DESCRIPTION
12	Push Rod	68-59	RP-3127 Std Only	VINTAGE
QTY	VALVE	YEARS	PART NO.	DESCRIPTION
6	Exhaust	68-59	V-1327X Std Only	VINTAGE; Rototype; Free valve; 1.5160" Head Dia., 0.3715" Stem Dia., 4.9910" O.A.L.
6	Intake	68-59	V-1543 Std Only	VINTAGE
QTY	VALVE GUIDE	YEARS	PART NO.	DESCRIPTION
12	Guide	68-59	VG-499 Std Only	VINTAGE; 0.3760" ID, 2.4100" O.A.L.
QTY	VALVE SPRING	YEARS	PART NO.	DESCRIPTION
12	Spring	68-59	VS-389 Std Only	VINTAGE; 2.6870" Free Height
12	Spring	68-59	VS-547 Std Only	VINTAGE; Rototype; Free valve; 2.2650" Free Height
QTY	VALVE SEAL	YEARS	PART NO.	DESCRIPTION
12	Valve Stem Seal	68-59	ST-2002 Std Only	Installation requires valve guide machining; (PLY) Polyacrylate
6	Valve Stem Seal	68-59	MV-1233C Std Only	Loc. Int.; O-Ring; (RBB) Rubber
12	Valve Stem Seal	68-59	MV-1902 Std Only	VINTAGE; Umbrella type; (RBB) Rubber
6	Valve Stem Seal Bulk	68-59	MV-1233 Std Only	Loc. Int.; O-Ring; Carton of 100; (RBB) Rubber
12	Valve Stem Seal Bulk	68-59	ST-2002BC Std Only	Positive type; Installation requires valve guide machining; Carton of 100; (PLY) Polyacrylate
QTY	VALVE SEAT	YEARS	PART NO.	DESCRIPTION
6	Seat	68-59	245-1875-1 Std Only	Loc. Int.; 1.8810" OD, 1.6100" ID, 0.2485" Depth
6	Seat	68-59	245-1875-1N Std Only	Loc. Int.; Premium Material; 1.8810" OD, 1.6100" ID, 0.2485" Depth
QTY	VALVE, MISC	YEARS	PART NO.	DESCRIPTION
24	Keeper	68-59	VK-138A Std Only	w/o Rototype Free valve; 1 groove; Square cut key groove; Carton pack 24
24	Keeper	68-59	VK-138 Std Only	w/o Rototype Free valve; 1 groove; Square cut key groove; Carton pack 32
24	Keeper	68-59	VK-138R Std Only	w/o Rototype Free valve; 1 groove; Square cut key groove; Hardened
24	Keeper, Bulk	68-59	VK-138B Std Only	w/o Rototype Free valve; 1 groove; Square cut key groove; Carton of 1000
QTY	PISTON	YEARS	PART NO.	DESCRIPTION
6	Pin Bushing	68-65	1579V	VINTAGE
QTY	ENGINE BEARINGS	YEARS	PART NO.	DESCRIPTION
1	Main Set	68-65	935M Std-10-20	VINTAGE; Partial grooved; w/std. oil pump
6	Rod Pair	68-65	1575CPA 10 10-20-40	VINTAGE
1	Cam Set	68-65	1209M Std Only	VINTAGE
QTY	OIL PUMP	YEARS	PART NO.	DESCRIPTION
1	Pump Repair Kit	68-59	224-51185	VINTAGE

16 264 4.3L (4327cc) OHV L6 (12 Valve), 3.6875" Bore (International Eng.), 2 Bbl. "Eng. Code BG265" 1968-1959

QTY	CAMSHAFT/LIFTER	YEARS	PART NO.	DESCRIPTION
12	Lifter	68-59	AT-2041 Std Only	VINTAGE; Mech.; .997" dia. body
QTY	PUSH ROD	YEARS	PART NO.	DESCRIPTION
12	Push Rod	68-59	RP-3127 Std Only	VINTAGE
QTY	VALVE	YEARS	PART NO.	DESCRIPTION
6	Exhaust	68-59	V-1327X Std Only	VINTAGE; Rototype; Free valve; 1.5160" Head Dia., 0.3715" Stem Dia., 4.9910" O.A.L.
6	Intake	68-59	V-1543 Std Only	VINTAGE
QTY	VALVE GUIDE	YEARS	PART NO.	DESCRIPTION
12	Guide	68-59	VG-499 Std Only	VINTAGE; 0.3760" ID, 2.4100" O.A.L.
QTY	VALVE SPRING	YEARS	PART NO.	DESCRIPTION
12	Spring	68-59	VS-389 Std Only	VINTAGE; 2.6870" Free Height
12	Spring	68-59	VS-547 Std Only	VINTAGE; Rototype; Free valve; 2.2650" Free Height

(continued on next page)

International Truck

264 4.3L (4327cc) OHV L6 (12 Valve), 3.6875" Bore (International Eng.), 2 Bbl. "Eng. Code BG265" 1968-1959 16 (cont.)

	QTY	VALVE SEAL	YEARS	PART NO.	DESCRIPTION
VALVE TRAIN	12	Valve Stem Seal	68-59	ST-2002 Std Only	Installation requires valve guide machining; (PLY) Polyacrylate
	6	Valve Stem Seal	68-59	MV-1233C Std Only	Loc. Int.; O-Ring; (RBB) Rubber
	12	Valve Stem Seal	68-59	MV-1902 Std Only	VINTAGE; Umbrella type; (RBB) Rubber
	6	Valve Stem Seal Bulk	68-59	MV-1233 Std Only	Loc. Int.; O-Ring; Carton of 100; (RBB) Rubber
	12	Valve Stem Seal Bulk	68-59	ST-2002BC Std Only	Positive type; Installation requires valve guide machining; Carton of 100; (PLY) Polyacrylate
	6	Seat	68-59	245-1875-1 Std Only	Loc. Int.; 1.8810" OD, 1.6100" ID, 0.2485" Depth
	6	Seat	68-59	245-1875-1N Std Only	Loc. Int.; Premium Material; 1.8810" OD, 1.6100" ID, 0.2485" Depth
	24	Keeper	68-59	VK-138A Std Only	w/o Rototype Free valve; 1 groove; Square cut key groove; Carton pack 24
	24	Keeper	68-59	VK-138 Std Only	w/o Rototype Free valve; 1 groove; Square cut key groove; Carton pack 32
	24	Keeper	68-59	VK-138R Std Only	w/o Rototype Free valve; 1 groove; Square cut key groove; Hardened
	24	Keeper, Bulk	68-59	VK-138B Std Only	w/o Rototype Free valve; 1 groove; Square cut key groove; Carton of 1000
	BLOCK	6	Pin Bushing	68-65	1579V
1		Premium Set	68-59	5576KX Std-30	VINTAGE; 1-3/32, 1-1/8, 1-3/16; Premium Chrome or Moly
6		Repair Sleeve	68-59	SL-18M Std Only	VINTAGE; 3/32" wall, must be cut to correct length
1		Main Set	68-65	935M Std-10-20	VINTAGE; Partial grooved; w/std. oil pump
6		Rod Pair	68-65	1575CPA 10 10-20-40	VINTAGE
1		Cam Set	68-65	1209M Std Only	VINTAGE
1	Pump Repair Kit	68-59	224-51185	VINTAGE	

264 4.3L (4327cc) OHV L6 (12 Valve), 3.6875" Bore (International Eng.), 1 Bbl. "Eng. Code SD264" 1968-1959 17

VALVE TRAIN	12	Lifter	68-59	AT-2041 Std Only	VINTAGE; Mech.; .997" dia. body
	12	Push Rod	68-59	RP-3127 Std Only	VINTAGE
	6	Exhaust	68-59	V-1327X Std Only	VINTAGE; Rototype; Free valve; 1.5160" Head Dia., 0.3715" Stem Dia., 4.9910" O.A.L.
	6	Intake	68-59	V-1543 Std Only	VINTAGE
	12	Guide	68-59	VG-499 Std Only	VINTAGE; 0.3760" ID, 2.4100" O.A.L
	12	Spring	68-59	VS-389 Std Only	VINTAGE; 2.6870" Free Height
	12	Spring	68-59	VS-547 Std Only	VINTAGE; Rototype; Free valve; 2.2650" Free Height
	12	Valve Stem Seal	68-59	ST-2002 Std Only	Installation requires valve guide machining; (PLY) Polyacrylate
	6	Valve Stem Seal	68-59	MV-1233C Std Only	Loc. Int.; O-Ring; (RBB) Rubber
	12	Valve Stem Seal	68-59	MV-1902 Std Only	VINTAGE; Umbrella type; (RBB) Rubber
	6	Valve Stem Seal Bulk	68-59	MV-1233 Std Only	Loc. Int.; O-Ring; Carton of 100; (RBB) Rubber
	12	Valve Stem Seal Bulk	68-59	ST-2002BC Std Only	Positive type; Installation requires valve guide machining; Carton of 100; (PLY) Polyacrylate
6	Seat	68-59	245-1875-1 Std Only	Loc. Int.; 1.8810" OD, 1.6100" ID, 0.2485" Depth	
6	Seat	68-59	245-1875-1N Std Only	Loc. Int.; Premium Material; 1.8810" OD, 1.6100" ID, 0.2485" Depth	
24	Keeper	68-59	VK-138A Std Only	w/o Rototype Free valve; 1 groove; Square cut key groove; Carton pack 24	
24	Keeper	68-59	VK-138 Std Only	w/o Rototype Free valve; 1 groove; Square cut key groove; Carton pack 32	
24	Keeper	68-59	VK-138R Std Only	w/o Rototype Free valve; 1 groove; Square cut key groove; Hardened	

(continued on next page)

International Truck

17 264 4.3L (4327cc) OHV L6 (12 Valve), 3.6875" Bore (International Eng.), 1 Bbl. "Eng. Code SD264" 1968-1959 (cont.)

QTY	VALVE, MISC (cont.)	YEARS	PART NO.	DESCRIPTION	
24	Keeper, Bulk	68-59	VK-138B Std Only	w/o Rototype Free valve; 1 groove; Square cut key groove; Carton of 1000	
BLOCK	QTY 6	PISTON Pin Bushing	YEARS 68-65	PART NO. 1579V	DESCRIPTION VINTAGE
	QTY 1	ENGINE BEARINGS Main Set	YEARS 68-65	PART NO. 935M Std-10-20	DESCRIPTION VINTAGE; Partial grooved; w/std. oil pump
	6	Rod Pair	68-65	1575CPA 10 10-20-40	VINTAGE
	1	Cam Set	68-65	1209M Std Only	VINTAGE
QTY 1	OIL PUMP Pump Repair Kit	YEARS 68-59	PART NO. 224-51185	DESCRIPTION VINTAGE	

18 266 4.4L (4360cc) OHV V8 (16 Valve), 3.625" Bore (International Eng.), 2 Bbl. "Eng. Code V266" 1972-1959

QTY	TIMING	YEARS	PART NO.	DESCRIPTION	
1	Gear Set	72-59	221-3336S	VINTAGE	
VALVE TRAIN	QTY 1	CAMSHAFT/LIFTER Camshaft	YEARS 72-59	PART NO. CS-415	DESCRIPTION VINTAGE; Hydraulic, (050) Duration at .050 Lobe Lift, 178 Exh., 188 Int., 110 Degrees Lobe Separation
	1	Prelube		55-403 Std Only	1.5 oz. packet
	1	Prelube		55-400 Std Only	4 oz. bottle; 1.5 oz. packet No. 55-403 also avail.
	16	Lifter	72-59	HT-855 Std Only	VINTAGE; Hyd.
	16	Lifter, Bulk	72-59	HT-855B Std Only	VINTAGE; Hyd.; Carton of 96
	QTY 16	PUSH ROD Push Rod	YEARS 72-65	PART NO. RP-3131 Std Only	DESCRIPTION VINTAGE; Ball & socket type; Use w/fabricated arm w/welded ball; 8.9500" O.A.L.
	QTY 8	ROCKER PARTS Arm	YEARS 72-65	PART NO. R-884 Std Only	DESCRIPTION VINTAGE; Loc. Int.; Boat type rocker arm; Stamped steel; Use w/Ball & ball end push rod
	QTY 16	VALVE GUIDE Guide	YEARS 72-65	PART NO. VG-581 Std Only	DESCRIPTION VINTAGE; 0.3755" ID, 2.9060" O.A.L.
	QTY 16	VALVE SPRING Spring	YEARS 72-65	PART NO. VS-693 Std Only	DESCRIPTION Incl. damper; 2.0500" Free Height
	QTY 16	VALVE SEAL Valve Stem Seal	YEARS 72-65	PART NO. MV-1233C Std Only	DESCRIPTION O-Ring; (RBB) Rubber
16	Valve Stem Seal	72-65	ST-2004 Std Only	Positive type; Installation requires valve guide machining; (RBBTF) Rubber/PTFE	
16	Valve Stem Seal Bulk	72-65	MV-1233 Std Only	O-Ring; Carton of 100; (RBB) Rubber	
16	Valve Stem Seal Bulk	72-65	ST-2004BC Std Only	Positive type; Installation requires valve guide machining; Carton of 100; (RBBTF) Rubber/PTFE	
BLOCK	QTY 32	VALVE, MISC Keeper	YEARS 72-65	PART NO. VK-138A Std Only	DESCRIPTION 1 groove; Square cut key groove; Carton pack 24
	32	Keeper	72-65	VK-138 Std Only	1 groove; Square cut key groove; Carton pack 32
	32	Keeper	72-65	VK-138R Std Only	1 groove; Square cut key groove; Hardened
	32	Keeper, Bulk	72-65	VK-138B Std Only	1 groove; Square cut key groove; Carton of 1000
	8	Rotocap	72-65	RC-126S Std Only	VINTAGE; Loc. Exh.
	QTY 1	RINGS Standard Set	YEARS 72-65	PART NO. 5155X Std Only	DESCRIPTION VINTAGE; 2-3/32, 1-3/16; Iron
QTY 6	SLEEVE Repair Sleeve	YEARS 72-59	PART NO. SL-17M Std Only	DESCRIPTION VINTAGE; 3/32" wall, must be cut to correct length & notched	
BLOCK	QTY 1	ENGINE BEARINGS Main Set	YEARS 70-61	PART NO. 4070M Std-10-20-30	DESCRIPTION VINTAGE
	1	Rod Set	70-61	8-2410CP Std-10-20	VINTAGE
	8	Rod Pair	70-61	2410CP Std-2-10-20-30-40	VINTAGE
	1	Cam Set	70-61	1218M Std Only	VINTAGE
	QTY 1	OIL PUMP Pump Repair Kit	YEARS 72-65	PART NO. 224-51187	DESCRIPTION VINTAGE
QTY 1	GASKETS Kit Gasket Set	YEARS 72-59	PART NO. 260-1075	DESCRIPTION VINTAGE	
BLOCK	QTY 1	FREEZE PLUGS Brass Block Plug Kit	YEARS 72-59	PART NO. 381-8083	DESCRIPTION VINTAGE
	1	Brass Deep Cup Freeze Plug	72-59	381-9031	1.750" Diameter
	1	Brass Deep Cup Freeze Plug	72-59	381-9001	VINTAGE; 1.625" Diameter
	1	Steel Disc Type Freeze Plug	72-59	381-1003	0.750" Diameter
	1	Steel Shallow Cup Freeze Plug	72-59	381-2066	2.000" Diameter

International Truck

304 5.0L (4983cc) OHV V8 (16 Valve), 3.875" Bore (International Eng.), 2 Bbl. "Eng. Code V304" 1980-1960 19

QTY	TIMING	YEARS	PART NO.	DESCRIPTION
1	Gear Set	80-60	221-3336S	VINTAGE
QTY	CAMSHAFT/LIFTER	YEARS	PART NO.	DESCRIPTION
1	Camshaft	80-60	CS-415	VINTAGE; Hydraulic, (050) Duration at .050 Lobe Lift, 178 Exh., 188 Int., 110 Degrees Lobe Separation
1	Prelube		55-403 Std Only	1.5 oz. packet
1	Prelube		55-400 Std Only	4 oz. bottle; 1.5 oz. packet No. 55-403 also avail.
16	Lifter	80-60	HT-855 Std Only	VINTAGE; Hyd.
16	Lifter, Bulk	80-60	HT-855B Std Only	VINTAGE; Hyd.; Carton of 96
QTY	PUSH ROD	YEARS	PART NO.	DESCRIPTION
16	Push Rod	80-60	RP-3131 Std Only	VINTAGE; Ball & socket type; Use w/fabricated arm w/welded ball; 8.9500" O.A.L.
QTY	ROCKER PARTS	YEARS	PART NO.	DESCRIPTION
8	Arm	80-60	R-884 Std Only	VINTAGE; Loc. Int.; Boat type rocker arm; Stamped steel; Use w/Ball & ball end push rod
QTY	VALVE	YEARS	PART NO.	DESCRIPTION
8	Intake	80-60	V-2525 Std Only	VINTAGE; Chrome plated stem; 1.9690" Head Dia., 0.3725" Stem Dia., 5.2230" O.A.L.
QTY	VALVE GUIDE	YEARS	PART NO.	DESCRIPTION
16	Guide	80-60	VG-581 Std Only	VINTAGE; 0.3755" ID, 2.9060" O.A.L.
QTY	VALVE SPRING	YEARS	PART NO.	DESCRIPTION
16	Spring	80-60	VS-693 Std Only	Incl. damper; 2.0500" Free Height
QTY	VALVE SEAL	YEARS	PART NO.	DESCRIPTION
16	Valve Stem Seal	80-60	MV-1233C Std Only	O-Ring; (RBB) Rubber
16	Valve Stem Seal	80-60	ST-2004 Std Only	Positive type; Installation requires valve guide machining; (RBBTF) Rubber/PTFE
16	Valve Stem Seal Bulk	80-60	MV-1233 Std Only	O-Ring; Carton of 100; (RBB) Rubber
16	Valve Stem Seal Bulk	80-60	ST-2004BC Std Only	Positive type; Installation requires valve guide machining; Carton of 100; (RBBTF) Rubber/PTFE
QTY	VALVE, MISC	YEARS	PART NO.	DESCRIPTION
32	Keeper	80-60	VK-138A Std Only	1 groove; Square cut key groove; Carton pack 24
32	Keeper	80-60	VK-138 Std Only	1 groove; Square cut key groove; Carton pack 32
32	Keeper	80-60	VK-138R Std Only	1 groove; Square cut key groove; Hardened
32	Keeper, Bulk	80-60	VK-138B Std Only	1 groove; Square cut key groove; Carton of 1000
8	Rotocap	80-60	RC-126S Std Only	VINTAGE; Loc. Exh.
QTY	PISTON	YEARS	PART NO.	DESCRIPTION
8	Cast Piston	80-61	HLC997CP Std-40-60	VINTAGE; w/Exh. Emis.; Hypereutectic; 1.0627" Pin Dia.; 2 Rings 3/32 Groove, 1 Ring 3/16 Groove, 1.825 CD, Flat Head; Low Compression; DUROSHIELD® skirt coated piston
8	Cast Piston	80-61	H997CP Std-20-30-40-60	VINTAGE; w/Exh. Emis.; Hypereutectic; 1.0627" Pin Dia.; 2 Rings 3/32 Groove, 1 Ring 3/16 Groove, 1.876 CD, Flat Head; DUROSHIELD® skirt coated piston
8	Cast Piston	60	HLC997CP Std-40-60	VINTAGE; From Chassis No. H668260; w/Exh. Emis.; Hypereutectic; 1.0627" Pin Dia.; 2 Rings 3/32 Groove, 1 Ring 3/16 Groove, 1.825 CD, Flat Head; Low Compression; DUROSHIELD® skirt coated piston
8	Cast Piston	60	H997CP Std-20-30-40-60	VINTAGE; From Chassis No. H668260; w/Exh. Emis.; Hypereutectic; 1.0627" Pin Dia.; 2 Rings 3/32 Groove, 1 Ring 3/16 Groove, 1.876 CD, Flat Head; DUROSHIELD® skirt coated piston
8	Cast Piston - Individual	80-61	WH997CP Std-20-30-40-60	VINTAGE; w/Exh. Emis.; Hypereutectic; 1.0627" Pin Dia.; 2 Rings 3/32 Groove, 1 Ring 3/16 Groove, 1.876 CD, Flat Head; DUROSHIELD® skirt coated piston
8	Cast Piston - Individual	60	WH997CP Std-20-30-40-60	VINTAGE; From Chassis No. H668260; w/Exh. Emis.; Hypereutectic; 1.0627" Pin Dia.; 2 Rings 3/32 Groove, 1 Ring 3/16 Groove, 1.876 CD, Flat Head; DUROSHIELD® skirt coated piston
QTY	RINGS	YEARS	PART NO.	DESCRIPTION
1	Premium Set	80-60	E-270K Std-20-30-40-60	VINTAGE; 2-3/32, 1-3/16; Premium Moly
1	Standard Set	80-60	E-270X Std-20-30-40-60	VINTAGE; 2-3/32, 1-3/16; Iron
QTY	SLEEVE	YEARS	PART NO.	DESCRIPTION
8	Repair Sleeve	80-60	SL-20Y Std Only	1/8" wall, must be cut to correct length
QTY	ENGINE BEARINGS	YEARS	PART NO.	DESCRIPTION
1	Main Set	80-60	4070M Std-10-20-30	VINTAGE
1	Rod Set	80-60	8-2410CP Std-10-20	VINTAGE
8	Rod Pair	80-60	2410CP Std-2-10-20-30-40	VINTAGE
1	Cam Set	80-60	1218M Std Only	VINTAGE
QTY	OIL PUMP	YEARS	PART NO.	DESCRIPTION
1	Pump Repair Kit	75-60	224-51187	VINTAGE

(continued on next page)

International Truck

19 304 5.0L (4983cc) OHV V8 (16 Valve), 3.875" Bore (International Eng.), 2 Bbl. "Eng. Code V304" 1980-1960					
(cont.)					
B L O C K	QTY	GASKETS	YEARS	PART NO.	DESCRIPTION
	1	Kit Gasket Set	80-60	260-1075	VINTAGE
	QTY	FREEZE PLUGS	YEARS	PART NO.	DESCRIPTION
	1	Brass Block Plug Kit	80-60	381-8083	VINTAGE
	1	Brass Deep Cup Freeze Plug	80-60	381-9031	1.750" Diameter
	1	Brass Deep Cup Freeze Plug	80-60	381-9001	VINTAGE; 1.625" Diameter
1	Steel Disc Type Freeze Plug	80-60	381-1003	0.750" Diameter	
1	Steel Shallow Cup Freeze Plug	80-60	381-2066	2.000" Diameter	
20 304 5.0L (4983cc) OHV V8 (16 Valve), 3.875" Bore (International Eng.), 2 Bbl. LPG "Eng. Code V304" 1980-1967					
QTY	TIMING	YEARS	PART NO.	DESCRIPTION	
1	Gear Set	74	221-3336S	International MHC1310 Base; VINTAGE	
1	Gear Set	72-71	221-3336S	International 1310 Base; VINTAGE	
QTY	RINGS	YEARS	PART NO.	DESCRIPTION	
1	Premium Set	80-67	E-270K Std-20-30-40-60	VINTAGE; 2-3/32, 1-3/16; Premium Moly	
1	Standard Set	80-67	E-270X Std-20-30-40-60	VINTAGE; 2-3/32, 1-3/16; Iron	
QTY	ENGINE BEARINGS	YEARS	PART NO.	DESCRIPTION	
1	Main Set	80-67	4070M Std-10-20-30	VINTAGE	
1	Rod Set	80-67	8-2410CP Std-10-20	VINTAGE	
QTY	GASKETS	YEARS	PART NO.	DESCRIPTION	
1	Kit Gasket Set	80-67	260-1075	VINTAGE; Int. manifold gskts. not incl.	
QTY	FREEZE PLUGS	YEARS	PART NO.	DESCRIPTION	
1	Brass Block Plug Kit	74	381-8083	VINTAGE	
1	Brass Block Plug Kit	72-71	381-8083	VINTAGE	
1	Brass Deep Cup Freeze Plug	74	381-9031	1.750" Diameter	
1	Brass Deep Cup Freeze Plug	74	381-9001	VINTAGE; 1.625" Diameter	
1	Brass Deep Cup Freeze Plug	72-71	381-9031	1.750" Diameter	
1	Brass Deep Cup Freeze Plug	72-71	381-9001	VINTAGE; 1.625" Diameter	
1	Steel Disc Type Freeze Plug	74	381-1003	0.750" Diameter	
1	Steel Disc Type Freeze Plug	72-71	381-1003	0.750" Diameter	
1	Steel Shallow Cup Freeze Plug	74	381-2066	2.000" Diameter	
1	Steel Shallow Cup Freeze Plug	72-71	381-2066	2.000" Diameter	
21 304 5.0L (4983cc) OHV V8 (16 Valve), 3.875" Bore (International Eng.), 4 Bbl. "Eng. Code V304" 1978-1973					
QTY	TIMING	YEARS	PART NO.	DESCRIPTION	
1	Gear Set	78-73	221-3336S	VINTAGE	
QTY	CAMSHAFT/LIFTER	YEARS	PART NO.	DESCRIPTION	
1	Camshaft	78-73	CS-415	VINTAGE; Hydraulic, (.050) Duration at .050 Lobe Lift, 178 Exh., 188 Int., 110 Degrees Lobe Separation	
1	Prelube		55-403 Std Only	1.5 oz. packet	
1	Prelube		55-400 Std Only	4 oz. bottle; 1.5 oz. packet No. 55-403 also avail.	
16	Lifter	78-73	HT-855 Std Only	VINTAGE; Hyd.	
16	Lifter, Bulk	78-73	HT-855B Std Only	VINTAGE; Hyd.; Carton of 96	
QTY	PUSH ROD	YEARS	PART NO.	DESCRIPTION	
16	Push Rod	78-73	RP-3131 Std Only	VINTAGE; Ball & socket type; Use w/fabricated arm w/welded ball; 8.9500" O.A.L.	
QTY	ROCKER PARTS	YEARS	PART NO.	DESCRIPTION	
8	Arm	78-73	R-884 Std Only	VINTAGE; Loc. Int.; Boat type rocker arm; Stamped steel; Use w/Ball & ball end push rod	
QTY	VALVE	YEARS	PART NO.	DESCRIPTION	
8	Intake	78-73	V-2525 Std Only	VINTAGE; Chrome plated stem; 1.9690" Head Dia., 0.3725" Stem Dia., 5.2230" O.A.L.	
QTY	VALVE GUIDE	YEARS	PART NO.	DESCRIPTION	
16	Guide	78-73	VG-581 Std Only	VINTAGE; 0.3755" ID, 2.9060" O.A.L.	
QTY	VALVE SPRING	YEARS	PART NO.	DESCRIPTION	
16	Spring	78-73	VS-693 Std Only	Incl. damper; 2.0500" Free Height	
QTY	VALVE SEAL	YEARS	PART NO.	DESCRIPTION	
16	Valve Stem Seal	78-73	MV-1233C Std Only	O-Ring; (RBB) Rubber	
16	Valve Stem Seal	78-73	ST-2004 Std Only	Positive type; Installation requires valve guide machining; (RBBTF) Rubber/PTFE	
16	Valve Stem Seal Bulk	78-73	MV-1233 Std Only	O-Ring; Carton of 100; (RBB) Rubber	
16	Valve Stem Seal Bulk	78-73	ST-2004BC Std Only	Positive type; Installation requires valve guide machining; Carton of 100; (RBBTF) Rubber/PTFE	
QTY	VALVE, MISC	YEARS	PART NO.	DESCRIPTION	
32	Keeper	78-73	VK-138A Std Only	1 groove; Square cut key groove; Carton pack 24	
32	Keeper	78-73	VK-138 Std Only	1 groove; Square cut key groove; Carton pack 32	

(continued on next page)

International Truck

304 5.0L (4983cc) OHV V8 (16 Valve), 3.875" Bore (International Eng.), 4 Bbl. "Eng. Code V304" 1978-1973 21 (cont.)

QTY	VALVE, MISC (cont.)	YEARS	PART NO.	DESCRIPTION
32	Keeper	78-73	VK-138R Std Only	1 groove; Square cut key groove; Hardened
32	Keeper, Bulk	78-73	VK-138B Std Only	1 groove; Square cut key groove; Carton of 1000
8	Rotocap	78-73	RC-126S Std Only	VINTAGE; Loc. Exh.
QTY	PISTON	YEARS	PART NO.	DESCRIPTION
8	Cast Piston	78-73	HLC997CP Std-40-60	VINTAGE; w/Exh. Emis.; Hypereutectic; 1.0627" Pin Dia.; 2 Rings 3/32 Groove, 1 Ring 3/16 Groove, 1.825 CD, Flat Head; Low Compression; DUROSHIELD® skirt coated piston
8	Cast Piston	78-73	H997CP Std-20-30-40-60	VINTAGE; w/Exh. Emis.; Hypereutectic; 1.0627" Pin Dia.; 2 Rings 3/32 Groove, 1 Ring 3/16 Groove, 1.876 CD, Flat Head; DUROSHIELD® skirt coated piston
8	Cast Piston - Individual	78-73	WH997CP Std-20-30-40-60	VINTAGE; w/Exh. Emis.; Hypereutectic; 1.0627" Pin Dia.; 2 Rings 3/32 Groove, 1 Ring 3/16 Groove, 1.876 CD, Flat Head; DUROSHIELD® skirt coated piston
QTY	RINGS	YEARS	PART NO.	DESCRIPTION
1	Premium Set	78-73	E-270K Std-20-30-40-60	VINTAGE; 2-3/32, 1-3/16; Premium Moly
1	Standard Set	78-73	E-270X Std-20-30-40-60	VINTAGE; 2-3/32, 1-3/16; Iron
QTY	SLEEVE	YEARS	PART NO.	DESCRIPTION
8	Repair Sleeve	78-73	SL-20Y Std Only	1/8" wall, must be cut to correct length
QTY	ENGINE BEARINGS	YEARS	PART NO.	DESCRIPTION
1	Main Set	78-73	4070M Std-10-20-30	VINTAGE
1	Rod Set	78-73	8-2410CP Std-10-20	VINTAGE
8	Rod Pair	78-73	2410CP Std-2-10-20-30-40	VINTAGE
1	Cam Set	78-73	1218M Std Only	VINTAGE
QTY	OIL PUMP	YEARS	PART NO.	DESCRIPTION
1	Pump Repair Kit	75-73	224-51187	VINTAGE
QTY	GASKETS	YEARS	PART NO.	DESCRIPTION
1	Kit Gasket Set	78-73	260-1075	VINTAGE
QTY	FREEZE PLUGS	YEARS	PART NO.	DESCRIPTION
1	Brass Block Plug Kit	78-73	381-8083	VINTAGE
1	Brass Deep Cup Freeze Plug	78-73	381-9031	1.750" Diameter
1	Brass Deep Cup Freeze Plug	78-73	381-9001	VINTAGE; 1.625" Diameter
1	Steel Disc Type Freeze Plug	78-73	381-1003	0.750" Diameter
1	Steel Shallow Cup Freeze Plug	78-73	381-2066	2.000" Diameter

304 5.0L (4983cc) OHV V8 (16 Valve), 3.875" Bore (International Eng.), 2 Bbl. "Eng. Code V304E" 1980-1960 22

QTY	TIMING	YEARS	PART NO.	DESCRIPTION
1	Gear Set	80-60	221-3336S	VINTAGE
QTY	CAMSHAFT/LIFTER	YEARS	PART NO.	DESCRIPTION
1	Camshaft	80-60	CS-415	VINTAGE; Hydraulic, (050) Duration at .050 Lobe Lift, 178 Exh., 188 Int., 110 Degrees Lobe Separation
1	Prelube		55-403 Std Only	1.5 oz. packet
1	Prelube		55-400 Std Only	4 oz. bottle; 1.5 oz. packet No. 55-403 also avail.
16	Lifter	80-60	HT-855 Std Only	VINTAGE; Hyd.
16	Lifter, Bulk	80-60	HT-855B Std Only	VINTAGE; Hyd.; Carton of 96
QTY	PUSH ROD	YEARS	PART NO.	DESCRIPTION
16	Push Rod	80-60	RP-3131 Std Only	VINTAGE; Ball & socket type; Use w/fabricated arm w/welded ball; 8.9500" O.A.L.
QTY	ROCKER PARTS	YEARS	PART NO.	DESCRIPTION
8	Arm	80-60	R-884 Std Only	VINTAGE; Loc. Int.; Boat type rocker arm; Stamped steel; Use w/Ball & ball end push rod
QTY	VALVE	YEARS	PART NO.	DESCRIPTION
8	Intake	80-60	V-2525 Std Only	VINTAGE; Chrome plated stem; 1.9690" Head Dia., 0.3725" Stem Dia., 5.2230" O.A.L.
QTY	VALVE GUIDE	YEARS	PART NO.	DESCRIPTION
16	Guide	80-60	VG-581 Std Only	VINTAGE; 0.3755" ID, 2.9060" O.A.L.
QTY	VALVE SPRING	YEARS	PART NO.	DESCRIPTION
16	Spring	80-60	VS-693 Std Only	Incl. damper; 2.0500" Free Height
QTY	VALVE SEAL	YEARS	PART NO.	DESCRIPTION
16	Valve Stem Seal	80-60	MV-1233C Std Only	O-Ring; (RBB) Rubber
16	Valve Stem Seal	80-60	ST-2004 Std Only	Positive type; Installation requires valve guide machining; (RBBTF) Rubber/PTFE
16	Valve Stem Seal Bulk	80-60	MV-1233 Std Only	O-Ring; Carton of 100; (RBB) Rubber
16	Valve Stem Seal Bulk	80-60	ST-2004BC Std Only	Positive type; Installation requires valve guide machining; Carton of 100; (RBBTF) Rubber/PTFE

(continued on next page)

International Truck

22 304 5.0L (4983cc) OHV V8 (16 Valve), 3.875" Bore (International Eng.), 2 Bbl. "Eng. Code V304E" 1980-1960
(cont.)

QTY	VALVE, MISC	YEARS	PART NO.	DESCRIPTION
32	Keeper	80-60	VK-138A Std Only	1 groove; Square cut key groove; Carton pack 24
32	Keeper	80-60	VK-138 Std Only	1 groove; Square cut key groove; Carton pack 32
32	Keeper	80-60	VK-138R Std Only	1 groove; Square cut key groove; Hardened
32	Keeper, Bulk	80-60	VK-138B Std Only	1 groove; Square cut key groove; Carton of 1000
8	Rotocap	80-60	RC-126S Std Only	VINTAGE; Loc. Exh.
QTY	PISTON	YEARS	PART NO.	DESCRIPTION
8	Cast Piston	80-61	HLC997CP Std-40-60	VINTAGE; w/Exh. Emis.; Hypereutectic; 1.0627" Pin Dia.; 2 Rings 3/32 Groove, 1 Ring 3/16 Groove, 1.825 CD, Flat Head; Low Compression; DUROSHIELD® skirt coated piston
8	Cast Piston	80-61	H997CP Std-20-30-40-60	VINTAGE; w/Exh. Emis.; Hypereutectic; 1.0627" Pin Dia.; 2 Rings 3/32 Groove, 1 Ring 3/16 Groove, 1.876 CD, Flat Head; DUROSHIELD® skirt coated piston
8	Cast Piston	60	HLC997CP Std-40-60	VINTAGE; From Chassis No. H668260; w/Exh. Emis.; Hypereutectic; 1.0627" Pin Dia.; 2 Rings 3/32 Groove, 1 Ring 3/16 Groove, 1.825 CD, Flat Head; Low Compression; DUROSHIELD® skirt coated piston
8	Cast Piston	60	H997CP Std-20-30-40-60	VINTAGE; From Chassis No. H668260; w/Exh. Emis.; Hypereutectic; 1.0627" Pin Dia.; 2 Rings 3/32 Groove, 1 Ring 3/16 Groove, 1.876 CD, Flat Head; DUROSHIELD® skirt coated piston
8	Cast Piston - Individual	80-61	WH997CP Std-20-30-40-60	VINTAGE; w/Exh. Emis.; Hypereutectic; 1.0627" Pin Dia.; 2 Rings 3/32 Groove, 1 Ring 3/16 Groove, 1.876 CD, Flat Head; DUROSHIELD® skirt coated piston
8	Cast Piston - Individual	60	WH997CP Std-20-30-40-60	VINTAGE; From Chassis No. H668260; w/Exh. Emis.; Hypereutectic; 1.0627" Pin Dia.; 2 Rings 3/32 Groove, 1 Ring 3/16 Groove, 1.876 CD, Flat Head; DUROSHIELD® skirt coated piston
QTY	RINGS	YEARS	PART NO.	DESCRIPTION
1	Premium Set	80-60	E-270K Std-20-30-40-60	VINTAGE; 2-3/32, 1-3/16; Premium Moly
1	Standard Set	80-60	E-270X Std-20-30-40-60	VINTAGE; 2-3/32, 1-3/16; Iron
QTY	SLEEVE	YEARS	PART NO.	DESCRIPTION
8	Repair Sleeve	80-60	SL-20Y Std Only	1/8" wall, must be cut to correct length
QTY	ENGINE BEARINGS	YEARS	PART NO.	DESCRIPTION
1	Main Set	80-60	4070M Std-10-20-30	VINTAGE
1	Rod Set	80-60	8-2410CP Std-10-20	VINTAGE
8	Rod Pair	80-60	2410CP Std-2-10-20-30-40	VINTAGE
1	Cam Set	80-60	1218M Std Only	VINTAGE
QTY	OIL PUMP	YEARS	PART NO.	DESCRIPTION
1	Pump Repair Kit	75-60	224-51187	VINTAGE
QTY	GASKETS	YEARS	PART NO.	DESCRIPTION
1	Kit Gasket Set	80-60	260-1075	VINTAGE
QTY	FREEZE PLUGS	YEARS	PART NO.	DESCRIPTION
1	Brass Block Plug Kit	80-60	381-8083	VINTAGE
1	Brass Deep Cup Freeze Plug	80-60	381-9031	1.750" Diameter
1	Brass Deep Cup Freeze Plug	80-60	381-9001	VINTAGE; 1.625" Diameter
1	Steel Disc Type Freeze Plug	80-60	381-1003	0.750" Diameter
1	Steel Shallow Cup Freeze Plug	80-60	381-2066	2.000" Diameter

23 304 5.0L (4983cc) OHV V8 (16 Valve), 3.875" Bore (International Eng.), 2 Bbl. LPG "Eng. Code V304E" 1980-1967

QTY	RINGS	YEARS	PART NO.	DESCRIPTION
1	Premium Set	80-67	E-270K Std-20-30-40-60	VINTAGE; 2-3/32, 1-3/16; Premium Moly
1	Standard Set	80-67	E-270X Std-20-30-40-60	VINTAGE; 2-3/32, 1-3/16; Iron
QTY	ENGINE BEARINGS	YEARS	PART NO.	DESCRIPTION
1	Main Set	80-67	4070M Std-10-20-30	VINTAGE
1	Rod Set	80-67	8-2410CP Std-10-20	VINTAGE
QTY	GASKETS	YEARS	PART NO.	DESCRIPTION
1	Kit Gasket Set	80-67	260-1075	VINTAGE; Int. manifold gskts. not incl.
QTY	FREEZE PLUGS	YEARS	PART NO.	DESCRIPTION
1	Brass Block Plug Kit	74	381-8083	VINTAGE
1	Brass Block Plug Kit	72-71	381-8083	VINTAGE
1	Brass Deep Cup Freeze Plug	74	381-9031	1.750" Diameter
1	Brass Deep Cup Freeze Plug	74	381-9001	VINTAGE; 1.625" Diameter
1	Brass Deep Cup Freeze Plug	72-71	381-9031	1.750" Diameter
1	Brass Deep Cup Freeze Plug	72-71	381-9001	VINTAGE; 1.625" Diameter
1	Steel Disc Type Freeze Plug	74	381-1003	0.750" Diameter
1	Steel Disc Type Freeze Plug	72-71	381-1003	0.750" Diameter

(continued on next page)

International Truck

304 5.0L (4983cc) OHV V8 (16 Valve), 3.875" Bore (International Eng.), 2 Bbl. LPG "Eng. Code V304E" 23
1980-1967 (cont.)

QTY	FREEZE PLUGS (cont.)	YEARS	PART NO.	DESCRIPTION
1	Steel Shallow Cup Freeze Plug	74	381-2066	2.000" Diameter
1	Steel Shallow Cup Freeze Plug	72-71	381-2066	2.000" Diameter

304 5.0L (4983cc) OHV V8 (16 Valve), 3.875" Bore (International Eng.), 4 Bbl. "Eng. Code V304E" 1978-1973 24

QTY	TIMING	YEARS	PART NO.	DESCRIPTION
1	Gear Set	78-73	221-3336S	VINTAGE
QTY	CAMSHAFT/LIFTER	YEARS	PART NO.	DESCRIPTION
1	Camshaft	78-73	CS-415	VINTAGE; Hydraulic, (050) Duration at .050 Lobe Lift, 178 Exh., 188 Int., 110 Degrees Lobe Separation
1	Prelube		55-403 Std Only	1.5 oz. packet
1	Prelube		55-400 Std Only	4 oz. bottle; 1.5 oz. packet No. 55-403 also avail.
16	Lifter	78-73	HT-855 Std Only	VINTAGE; Hyd.
16	Lifter, Bulk	78-73	HT-855B Std Only	VINTAGE; Hyd.; Carton of 96
QTY	PUSH ROD	YEARS	PART NO.	DESCRIPTION
16	Push Rod	78-73	RP-3131 Std Only	VINTAGE; Ball & socket type; Use w/fabricated arm w/welded ball; 8.9500" O.A.L.
QTY	ROCKER PARTS	YEARS	PART NO.	DESCRIPTION
8	Arm	78-73	R-884 Std Only	VINTAGE; Loc. Int.; Boat type rocker arm; Stamped steel; Use w/Ball & ball end push rod
QTY	VALVE	YEARS	PART NO.	DESCRIPTION
8	Intake	78-73	V-2525 Std Only	VINTAGE; Chrome plated stem; 1.9690" Head Dia., 0.3725" Stem Dia., 5.2230" O.A.L.
QTY	VALVE GUIDE	YEARS	PART NO.	DESCRIPTION
16	Guide	78-73	VG-581 Std Only	VINTAGE; 0.3755" ID, 2.9060" O.A.L.
QTY	VALVE SPRING	YEARS	PART NO.	DESCRIPTION
16	Spring	78-73	VS-693 Std Only	Incl. damper; 2.0500" Free Height
QTY	VALVE SEAL	YEARS	PART NO.	DESCRIPTION
16	Valve Stem Seal	78-73	MV-1233C Std Only	O-Ring; (RBB) Rubber
16	Valve Stem Seal	78-73	ST-2004 Std Only	Positive type; Installation requires valve guide machining; (RBBTF) Rubber/PTFE
16	Valve Stem Seal Bulk	78-73	MV-1233 Std Only	O-Ring; Carton of 100; (RBB) Rubber
16	Valve Stem Seal Bulk	78-73	ST-2004BC Std Only	Positive type; Installation requires valve guide machining; Carton of 100; (RBBTF) Rubber/PTFE
QTY	VALVE, MISC	YEARS	PART NO.	DESCRIPTION
32	Keeper	78-73	VK-138A Std Only	1 groove; Square cut key groove; Carton pack 24
32	Keeper	78-73	VK-138 Std Only	1 groove; Square cut key groove; Carton pack 32
32	Keeper	78-73	VK-138R Std Only	1 groove; Square cut key groove; Hardened
32	Keeper, Bulk	78-73	VK-138B Std Only	1 groove; Square cut key groove; Carton of 1000
8	Rotocap	78-73	RC-126S Std Only	VINTAGE; Loc. Exh.
QTY	PISTON	YEARS	PART NO.	DESCRIPTION
8	Cast Piston	78-73	HLC997CP Std-40-60	VINTAGE; w/Exh. Emis.; Hypereutectic; 1.0627" Pin Dia.; 2 Rings 3/32 Groove, 1 Ring 3/16 Groove, 1.825 CD, Flat Head; Low Compression; DUROSHIELD® skirt coated piston
8	Cast Piston	78-73	H997CP Std-20-30-40-60	VINTAGE; w/Exh. Emis.; Hypereutectic; 1.0627" Pin Dia.; 2 Rings 3/32 Groove, 1 Ring 3/16 Groove, 1.876 CD, Flat Head; DUROSHIELD® skirt coated piston
8	Cast Piston - Individual	78-73	WH997CP Std-20-30-40-60	VINTAGE; w/Exh. Emis.; Hypereutectic; 1.0627" Pin Dia.; 2 Rings 3/32 Groove, 1 Ring 3/16 Groove, 1.876 CD, Flat Head; DUROSHIELD® skirt coated piston
QTY	RINGS	YEARS	PART NO.	DESCRIPTION
1	Premium Set	78-73	E-270K Std-20-30-40-60	VINTAGE; 2-3/32, 1-3/16; Premium Moly
1	Standard Set	78-73	E-270X Std-20-30-40-60	VINTAGE; 2-3/32, 1-3/16; Iron
QTY	SLEEVE	YEARS	PART NO.	DESCRIPTION
8	Repair Sleeve	78-73	SL-20Y Std Only	1/8" wall, must be cut to correct length
QTY	ENGINE BEARINGS	YEARS	PART NO.	DESCRIPTION
1	Main Set	78-73	4070M Std-10-20-30	VINTAGE
1	Rod Set	78-73	8-2410CP Std-10-20	VINTAGE
8	Rod Pair	78-73	2410CP Std-2-10-20-30-40	VINTAGE
1	Cam Set	78-73	1218M Std Only	VINTAGE
QTY	OIL PUMP	YEARS	PART NO.	DESCRIPTION
1	Pump Repair Kit	75-73	224-51187	VINTAGE
QTY	GASKETS	YEARS	PART NO.	DESCRIPTION
1	Kit Gasket Set	78-73	260-1075	VINTAGE
QTY	FREEZE PLUGS	YEARS	PART NO.	DESCRIPTION
1	Brass Block Plug Kit	78-73	381-8083	VINTAGE

(continued on next page)

International Truck

24 304 5.0L (4983cc) OHV V8 (16 Valve), 3.875" Bore (International Eng.), 4 Bbl. "Eng. Code V304E" 1978-1973 (cont.)

QTY	FREEZE PLUGS (cont.)	YEARS	PART NO.	DESCRIPTION
1	Brass Deep Cup Freeze Plug	78-73	381-9031	1.750" Diameter
1	Brass Deep Cup Freeze Plug	78-73	381-9001	VINTAGE; 1.625" Diameter
1	Steel Disc Type Freeze Plug	78-73	381-1003	0.750" Diameter
1	Steel Shallow Cup Freeze Plug	78-73	381-2066	2.000" Diameter

25 345 5.7L (5655cc) OHV V8 (16 Valve), 3.875" Bore (International Eng.), 2 Bbl. "Eng. Code V345" 1980-1967

QTY	TIMING	YEARS	PART NO.	DESCRIPTION
1	Gear Set	80-67	221-3336S	VINTAGE
QTY	CAMSHAFT/LIFTER	YEARS	PART NO.	DESCRIPTION
1	Camshaft	80-67	CS-415	VINTAGE; Hydraulic, (050) Duration at .050 Lobe Lift, 178 Exh., 188 Int., 110 Degrees Lobe Separation
1	Prelube		55-403 Std Only	1.5 oz. packet
1	Prelube		55-400 Std Only	4 oz. bottle; 1.5 oz. packet No. 55-403 also avail.
16	Lifter	80-67	HT-855 Std Only	VINTAGE; Hyd.
16	Lifter, Bulk	80-67	HT-855B Std Only	VINTAGE; Hyd.; Carton of 96
QTY	PUSH ROD	YEARS	PART NO.	DESCRIPTION
16	Push Rod	80-67	RP-3133 Std Only	VINTAGE; Ball & ball type ends; Use w/boat type rocker arms; 9.7790" O.A.L.
16	Push Rod	80-67	RP-3132 Std Only	VINTAGE; Ball & socket type; Use w/fabricated arm w/welded ball; 9.7500" O.A.L.
QTY	ROCKER PARTS	YEARS	PART NO.	DESCRIPTION
8	Arm	80-67	R-884 Std Only	VINTAGE; Loc. Int.; Boat type rocker arm; Stamped steel; Use w/Ball & ball end push rod
QTY	VALVE	YEARS	PART NO.	DESCRIPTION
8	Intake	80-67	V-2525 Std Only	VINTAGE; Chrome plated stem; 1.9690" Head Dia., 0.3725" Stem Dia., 5.2230" O.A.L.
QTY	VALVE GUIDE	YEARS	PART NO.	DESCRIPTION
16	Guide	80-67	VG-581 Std Only	VINTAGE; 0.3755" ID, 2.9060" O.A.L.
QTY	VALVE SPRING	YEARS	PART NO.	DESCRIPTION
16	Spring	80-67	VS-693 Std Only	Incl. damper; 2.0500" Free Height
QTY	VALVE SEAL	YEARS	PART NO.	DESCRIPTION
16	Valve Stem Seal	80-67	MV-1233C Std Only	O-Ring; (RBB) Rubber
16	Valve Stem Seal	80-67	ST-2004 Std Only	Positive type; Installation requires valve guide machining; (RBBTF) Rubber/PTFE
16	Valve Stem Seal Bulk	80-67	MV-1233 Std Only	O-Ring; Carton of 100; (RBB) Rubber
16	Valve Stem Seal Bulk	80-67	ST-2004BC Std Only	Positive type; Installation requires valve guide machining; Carton of 100; (RBBTF) Rubber/PTFE
QTY	VALVE, MISC	YEARS	PART NO.	DESCRIPTION
32	Keeper	80-67	VK-138A Std Only	1 groove; Square cut key groove; Carton pack 24
32	Keeper	80-67	VK-138 Std Only	1 groove; Square cut key groove; Carton pack 32
32	Keeper	80-67	VK-138R Std Only	1 groove; Square cut key groove; Hardened
32	Keeper, Bulk	80-67	VK-138B Std Only	1 groove; Square cut key groove; Carton of 1000
8	Rotocap	80-67	RC-126S Std Only	VINTAGE; Loc. Exh.
QTY	PISTON	YEARS	PART NO.	DESCRIPTION
8	Cast Piston	80-68	HLC997CP Std-40-60	VINTAGE; w/Exh. Emis.; Hypereutectic; 1.0627" Pin Dia.; 2 Rings 3/32 Groove, 1 Ring 3/16 Groove, 1.825 CD, Flat Head; Low Compression; DUROSHIELD® skirt coated piston
8	Cast Piston	80-68	H997CP Std-20-30-40-60	VINTAGE; w/Exh. Emis.; Hypereutectic; 1.0627" Pin Dia.; 2 Rings 3/32 Groove, 1 Ring 3/16 Groove, 1.876 CD, Flat Head; DUROSHIELD® skirt coated piston
8	Cast Piston	67	HLC997CP Std-40-60	VINTAGE; From Chassis No. H765354; w/Exh. Emis.; Hypereutectic; 1.0627" Pin Dia.; 2 Rings 3/32 Groove, 1 Ring 3/16 Groove, 1.825 CD, Flat Head; Low Compression; DUROSHIELD® skirt coated piston
8	Cast Piston	67	H997CP Std-20-30-40-60	VINTAGE; From Chassis No. H765354; w/Exh. Emis.; Hypereutectic; 1.0627" Pin Dia.; 2 Rings 3/32 Groove, 1 Ring 3/16 Groove, 1.876 CD, Flat Head; DUROSHIELD® skirt coated piston
8	Cast Piston - Individual	80-68	WH997CP Std-20-30-40-60	VINTAGE; w/Exh. Emis.; Hypereutectic; 1.0627" Pin Dia.; 2 Rings 3/32 Groove, 1 Ring 3/16 Groove, 1.876 CD, Flat Head; DUROSHIELD® skirt coated piston
8	Cast Piston - Individual	67	WH997CP Std-20-30-40-60	VINTAGE; From Chassis No. H765354; w/Exh. Emis.; Hypereutectic; 1.0627" Pin Dia.; 2 Rings 3/32 Groove, 1 Ring 3/16 Groove, 1.876 CD, Flat Head; DUROSHIELD® skirt coated piston
QTY	RINGS	YEARS	PART NO.	DESCRIPTION
1	Premium Set	80-67	E-270K Std-20-30-40-60	VINTAGE; 2-3/32, 1-3/16; Premium Moly

(continued on next page)

International Truck

345 5.7L (5655cc) OHV V8 (16 Valve), 3.875" Bore (International Eng.), 2 Bbl. "Eng. Code V345" 1980-1967 25
(cont.)

	QTY	RINGS (cont.)	YEARS	PART NO.	DESCRIPTION
BLOCK	1	Standard Set	80-67	E-270X Std-20-30-40-60	VINTAGE; 2-3/32, 1-3/16; Iron
	8	Repair Sleeve	80-67	SL-20Y Std Only	1/8" wall, must be cut to correct length
	1	ENGINE BEARINGS	YEARS	PART NO.	DESCRIPTION
	1	Main Set	80-67	4070M Std-10-20-30	VINTAGE
	1	Rod Set	80-67	8-2410CP Std-10-20	VINTAGE
	8	Rod Pair	80-67	2410CP Std-2-10-20-30-40	VINTAGE
	1	Cam Set	80-67	1218M Std Only	VINTAGE
	1	OIL PUMP	YEARS	PART NO.	DESCRIPTION
	1	Pump Repair Kit	80	224-51187	VINTAGE; To Eng. Ser. No. 1342934
	1	Pump Repair Kit	79-67	224-51187	VINTAGE
1	GASKETS	YEARS	PART NO.	DESCRIPTION	
1	Kit Gasket Set	80-67	260-1075	VINTAGE	
1	FREEZE PLUGS	YEARS	PART NO.	DESCRIPTION	
1	Brass Block Plug Kit	80-67	381-8083	VINTAGE	
1	Brass Deep Cup Freeze Plug	80-67	381-9031	1.750" Diameter	
1	Brass Deep Cup Freeze Plug	80-67	381-9001	VINTAGE; 1.625" Diameter	
1	Steel Disc Type Freeze Plug	80-67	381-1003	0.750" Diameter	
1	Steel Shallow Cup Freeze Plug	80-67	381-2066	2.000" Diameter	

345 5.7L (5655cc) OHV V8 (16 Valve), 3.875" Bore (International Eng.), 2 Bbl. LPG "Eng. Code V345" 1980-1967 26

	QTY	TIMING	YEARS	PART NO.	DESCRIPTION
VALVE TRAIN	1	Gear Set	80-67	221-3336S	VINTAGE
	1	CAMSHAFT/LIFTER	YEARS	PART NO.	DESCRIPTION
	1	Camshaft	80-67	CS-415	VINTAGE; Hydraulic, (050) Duration at .050 Lobe Lift, 178 Exh., 188 Int., 110 Degrees Lobe Separation
	1	Prelube		55-403 Std Only	1.5 oz. packet
	1	Prelube		55-400 Std Only	4 oz. bottle; 1.5 oz. packet No. 55-403 also avail.
	16	Lifter	80-67	HT-855 Std Only	VINTAGE; Hyd.
	16	Lifter, Bulk	80-67	HT-855B Std Only	VINTAGE; Hyd.; Carton of 96
	8	VALVE	YEARS	PART NO.	DESCRIPTION
	8	Intake	80-67	V-2525 Std Only	VINTAGE; Chrome plated stem; 1.9690" Head Dia., 0.3725" Stem Dia., 5.2230" O.A.L.
	16	VALVE GUIDE	YEARS	PART NO.	DESCRIPTION
16	Guide	80-67	VG-581 Std Only	VINTAGE; 0.3755" ID, 2.9060" O.A.L.	
16	VALVE SPRING	YEARS	PART NO.	DESCRIPTION	
16	Spring	80-67	VS-693 Std Only	Incl. damper; 2.0500" Free Height	
16	VALVE SEAL	YEARS	PART NO.	DESCRIPTION	
16	Valve Stem Seal	80-67	MV-1233C Std Only	O-Ring; (RBB) Rubber	
16	Valve Stem Seal	80-67	ST-2004 Std Only	Positive type; Installation requires valve guide machining; (RBBTF) Rubber/PTFE	
16	Valve Stem Seal Bulk	80-67	MV-1233 Std Only	O-Ring; Carton of 100; (RBB) Rubber	
16	Valve Stem Seal Bulk	80-67	ST-2004BC Std Only	Positive type; Installation requires valve guide machining; Carton of 100; (RBBTF) Rubber/PTFE	
32	VALVE, MISC	YEARS	PART NO.	DESCRIPTION	
32	Keeper	80-67	VK-138A Std Only	1 groove; Square cut key groove; Carton pack 24	
32	Keeper	80-67	VK-138 Std Only	1 groove; Square cut key groove; Carton pack 32	
32	Keeper	80-67	VK-138R Std Only	1 groove; Square cut key groove; Hardened	
32	Keeper, Bulk	80-67	VK-138B Std Only	1 groove; Square cut key groove; Carton of 1000	

	QTY	RINGS	YEARS	PART NO.	DESCRIPTION
BLOCK	1	Premium Set	80-67	E-270K Std-20-30-40-60	VINTAGE; 2-3/32, 1-3/16; Premium Moly
	1	Standard Set	80-67	E-270X Std-20-30-40-60	VINTAGE; 2-3/32, 1-3/16; Iron
	8	SLEEVE	YEARS	PART NO.	DESCRIPTION
	8	Repair Sleeve	80-67	SL-20Y Std Only	1/8" wall, must be cut to correct length
	1	ENGINE BEARINGS	YEARS	PART NO.	DESCRIPTION
	1	Main Set	80-67	4070M Std-10-20-30	VINTAGE
	1	Rod Set	80-67	8-2410CP Std-10-20	VINTAGE
	8	Rod Pair	80-67	2410CP Std-2-10-20-30-40	VINTAGE
	1	Cam Set	80-67	1218M Std Only	VINTAGE
	1	GASKETS	YEARS	PART NO.	DESCRIPTION
1	Kit Gasket Set	80-67	260-1075	VINTAGE; Int. manifold gskts. not incl.	
1	FREEZE PLUGS	YEARS	PART NO.	DESCRIPTION	
1	Brass Block Plug Kit	80-67	381-8083	VINTAGE	
1	Brass Deep Cup Freeze Plug	80-67	381-9031	1.750" Diameter	

(continued on next page)

International Truck

26 345 5.7L (5655cc) OHV V8 (16 Valve), 3.875" Bore (International Eng.), 2 Bbl. LPG "Eng. Code V345" (cont.) 1980-1967

QTY	FREEZE PLUGS (cont.)	YEARS	PART NO.	DESCRIPTION
1	Brass Deep Cup Freeze Plug	80-67	381-9001	VINTAGE; 1.625" Diameter
1	Steel Disc Type Freeze Plug	80-67	381-1003	0.750" Diameter
1	Steel Shallow Cup Freeze Plug	80-67	381-2066	2.000" Diameter

27 345 5.7L (5655cc) OHV V8 (16 Valve), 3.875" Bore (International Eng.), 4 Bbl. "Eng. Code V345" 1978-1973

VALVE TRAIN

VALVE TRAIN

QTY	TIMING	YEARS	PART NO.	DESCRIPTION
1	Gear Set	78-73	221-3336S	VINTAGE
QTY	CAMSHAFT/LIFTER	YEARS	PART NO.	DESCRIPTION
1	Camshaft	78-73	CS-415	VINTAGE; Hydraulic, (050) Duration at .050 Lobe Lift, 178 Exh., 188 Int., 110 Degrees Lobe Separation
1	Prelube		55-403 Std Only	1.5 oz. packet
1	Prelube		55-400 Std Only	4 oz. bottle; 1.5 oz. packet No. 55-403 also avail.
16	Lifter	78-73	HT-855 Std Only	VINTAGE; Hyd.
16	Lifter, Bulk	78-73	HT-855B Std Only	VINTAGE; Hyd.; Carton of 96
QTY	PUSH ROD	YEARS	PART NO.	DESCRIPTION
16	Push Rod	78-73	RP-3133 Std Only	VINTAGE; Ball & ball type ends; Use w/boat type rocker arms; 9.7790" O.A.L.
16	Push Rod	78-73	RP-3132 Std Only	VINTAGE; Ball & socket type; Use w/fabricated arm w/welded ball; 9.7500" O.A.L.
QTY	ROCKER PARTS	YEARS	PART NO.	DESCRIPTION
8	Arm	78-73	R-884 Std Only	VINTAGE; Loc. Int.; Boat type rocker arm; Stamped steel; Use w/Ball & ball end push rod
QTY	VALVE	YEARS	PART NO.	DESCRIPTION
8	Intake	78-73	V-2525 Std Only	VINTAGE; Chrome plated stem; 1.9690" Head Dia., 0.3725" Stem Dia., 5.2230" O.A.L.
QTY	VALVE GUIDE	YEARS	PART NO.	DESCRIPTION
16	Guide	78-73	VG-581 Std Only	VINTAGE; 0.3755" ID, 2.9060" O.A.L.
QTY	VALVE SPRING	YEARS	PART NO.	DESCRIPTION
16	Spring	78-73	VS-693 Std Only	Incl. damper; 2.0500" Free Height
QTY	VALVE SEAL	YEARS	PART NO.	DESCRIPTION
16	Valve Stem Seal	78-73	MV-1233C Std Only	O-Ring; (RBB) Rubber
16	Valve Stem Seal	78-73	ST-2004 Std Only	Positive type; Installation requires valve guide machining; (RBBTF) Rubber/PTFE
16	Valve Stem Seal Bulk	78-73	MV-1233 Std Only	O-Ring; Carton of 100; (RBB) Rubber
16	Valve Stem Seal Bulk	78-73	ST-2004BC Std Only	Positive type; Installation requires valve guide machining; Carton of 100; (RBBTF) Rubber/PTFE
QTY	VALVE, MISC	YEARS	PART NO.	DESCRIPTION
32	Keeper	78-73	VK-138A Std Only	1 groove; Square cut key groove; Carton pack 24
32	Keeper	78-73	VK-138 Std Only	1 groove; Square cut key groove; Carton pack 32
32	Keeper	78-73	VK-138R Std Only	1 groove; Square cut key groove; Hardened
32	Keeper, Bulk	78-73	VK-138B Std Only	1 groove; Square cut key groove; Carton of 1000
8	Rotocap	78-73	RC-126S Std Only	VINTAGE; Loc. Exh.

BLOCK

BLOCK

QTY	PISTON	YEARS	PART NO.	DESCRIPTION
8	Cast Piston	78-73	HLC997CP Std-40-60	VINTAGE; w/Exh. Emis.; Hypereutectic; 1.0627" Pin Dia.; 2 Rings 3/32 Groove, 1 Ring 3/16 Groove, 1.825 CD, Flat Head; Low Compression; DUROSHIELD® skirt coated piston
8	Cast Piston	78-73	H997CP Std-20-30-40-60	VINTAGE; w/Exh. Emis.; Hypereutectic; 1.0627" Pin Dia.; 2 Rings 3/32 Groove, 1 Ring 3/16 Groove, 1.876 CD, Flat Head; DUROSHIELD® skirt coated piston
8	Cast Piston - Individual	78-73	WH997CP Std-20-30-40-60	VINTAGE; w/Exh. Emis.; Hypereutectic; 1.0627" Pin Dia.; 2 Rings 3/32 Groove, 1 Ring 3/16 Groove, 1.876 CD, Flat Head; DUROSHIELD® skirt coated piston
QTY	RINGS	YEARS	PART NO.	DESCRIPTION
1	Premium Set	78-73	E-270K Std-20-30-40-60	VINTAGE; 2-3/32, 1-3/16; Premium Moly
1	Standard Set	78-73	E-270X Std-20-30-40-60	VINTAGE; 2-3/32, 1-3/16; Iron
QTY	SLEEVE	YEARS	PART NO.	DESCRIPTION
8	Repair Sleeve	78-73	SL-20Y Std Only	1/8" wall, must be cut to correct length
QTY	ENGINE BEARINGS	YEARS	PART NO.	DESCRIPTION
1	Main Set	78-73	4070M Std-10-20-30	VINTAGE
1	Rod Set	78-73	8-2410CP Std-10-20	VINTAGE
8	Rod Pair	78-73	2410CP Std-2-10-20-30-40	VINTAGE
1	Cam Set	78-73	1218M Std Only	VINTAGE
QTY	OIL PUMP	YEARS	PART NO.	DESCRIPTION
1	Pump Repair Kit	78-73	224-51187	VINTAGE

(continued on next page)

International Truck

345 5.7L (5655cc) OHV V8 (16 Valve), 3.875" Bore (International Eng.), 4 Bbl. "Eng. Code V345" 1978-1973 27
(cont.)

BLOCK	QTY	GASKETS	YEARS	PART NO.	DESCRIPTION	BLOCK
	1	Kit Gasket Set	78-73	260-1075	VINTAGE	
	1	FREEZE PLUGS	YEARS	PART NO.	DESCRIPTION	
	1	Brass Block Plug Kit	78-73	381-8083	VINTAGE	
	1	Brass Deep Cup Freeze Plug	78-73	381-9031	1.750" Diameter	
	1	Brass Deep Cup Freeze Plug	78-73	381-9001	VINTAGE; 1.625" Diameter	
	1	Steel Disc Type Freeze Plug	78-73	381-1003	0.750" Diameter	
	1	Steel Shallow Cup Freeze Plug	78-73	381-2066	2.000" Diameter	

345 5.7L (5655cc) OHV V8 (16 Valve), 3.875" Bore (International Eng.), 2 Bbl. "Eng. Code V345E" 1980-1967 28

VALVE TRAIN	QTY	TIMING	YEARS	PART NO.	DESCRIPTION	VALVE TRAIN
	1	Gear Set	80-67	221-3336S	VINTAGE	
	1	CAMSHAFT/LIFTER	YEARS	PART NO.	DESCRIPTION	
	1	Camshaft	80-67	CS-415	VINTAGE; Hydraulic, (050) Duration at .050 Lobe Lift, 178 Exh., 188 Int., 110 Degrees Lobe Separation	
	1	Prelube		55-403 Std Only	1.5 oz. packet	
	1	Prelube		55-400 Std Only	4 oz. bottle; 1.5 oz. packet No. 55-403 also avail.	
	16	Lifter	80-67	HT-855 Std Only	VINTAGE; Hyd.	
	16	Lifter, Bulk	80-67	HT-855B Std Only	VINTAGE; Hyd.; Carton of 96	
	16	PUSH ROD	YEARS	PART NO.	DESCRIPTION	
	16	Push Rod	80-67	RP-3133 Std Only	VINTAGE; Ball & ball type ends; Use w/boat type rocker arms; 9.7790" O.A.L.	
	16	Push Rod	80-67	RP-3132 Std Only	VINTAGE; Ball & socket type; Use w/fabricated arm w/welded ball; 9.7500" O.A.L.	
	8	ROCKER PARTS	YEARS	PART NO.	DESCRIPTION	
	8	Arm	80-67	R-884 Std Only	VINTAGE; Loc. Int.; Boat type rocker arm; Stamped steel; Use w/Ball & ball end push rod	
	8	VALVE	YEARS	PART NO.	DESCRIPTION	
	8	Intake	80-67	V-2525 Std Only	VINTAGE; Chrome plated stem; 1.9690" Head Dia., 0.3725" Stem Dia., 5.2230" O.A.L.	
	16	VALVE GUIDE	YEARS	PART NO.	DESCRIPTION	
	16	Guide	80-67	VG-581 Std Only	VINTAGE; 0.3755" ID, 2.9060" O.A.L	
	16	VALVE SPRING	YEARS	PART NO.	DESCRIPTION	
	16	Spring	80-67	VS-693 Std Only	Incl. damper; 2.0500" Free Height	
	16	VALVE SEAL	YEARS	PART NO.	DESCRIPTION	
	16	Valve Stem Seal	80-67	MV-1233C Std Only	O-Ring; (RBB) Rubber	
	16	Valve Stem Seal	80-67	ST-2004 Std Only	Positive type; Installation requires valve guide machining; (RBBTF) Rubber/PTFE	
	16	Valve Stem Seal Bulk	80-67	MV-1233 Std Only	O-Ring; Carton of 100; (RBB) Rubber	
	16	Valve Stem Seal Bulk	80-67	ST-2004BC Std Only	Positive type; Installation requires valve guide machining; Carton of 100; (RBBTF) Rubber/PTFE	
	32	VALVE, MISC	YEARS	PART NO.	DESCRIPTION	
	32	Keeper	80-67	VK-138A Std Only	1 groove; Square cut key groove; Carton pack 24	
	32	Keeper	80-67	VK-138 Std Only	1 groove; Square cut key groove; Carton pack 32	
	32	Keeper	80-67	VK-138R Std Only	1 groove; Square cut key groove; Hardened	
	32	Keeper, Bulk	80-67	VK-138B Std Only	1 groove; Square cut key groove; Carton of 1000	
	8	Rotocap	80-67	RC-126S Std Only	VINTAGE; Loc. Exh.	

BLOCK	QTY	PISTON	YEARS	PART NO.	DESCRIPTION	BLOCK
	8	Cast Piston	80-68	HLC997CP Std-40-60	VINTAGE; w/Exh. Emis.; Hypereutectic; 1.0627" Pin Dia.; 2 Rings 3/32 Groove, 1 Ring 3/16 Groove, 1.825 CD, Flat Head; Low Compression; DUROSHIELD® skirt coated piston	
	8	Cast Piston	80-68	H997CP Std-20-30-40-60	VINTAGE; w/Exh. Emis.; Hypereutectic; 1.0627" Pin Dia.; 2 Rings 3/32 Groove, 1 Ring 3/16 Groove, 1.876 CD, Flat Head; DUROSHIELD® skirt coated piston	
	8	Cast Piston	67	HLC997CP Std-40-60	VINTAGE; From Chassis No. H765354; w/Exh. Emis.; Hypereutectic; 1.0627" Pin Dia.; 2 Rings 3/32 Groove, 1 Ring 3/16 Groove, 1.825 CD, Flat Head; Low Compression; DUROSHIELD® skirt coated piston	
	8	Cast Piston	67	H997CP Std-20-30-40-60	VINTAGE; From Chassis No. H765354; w/Exh. Emis.; Hypereutectic; 1.0627" Pin Dia.; 2 Rings 3/32 Groove, 1 Ring 3/16 Groove, 1.876 CD, Flat Head; DUROSHIELD® skirt coated piston	
	8	Cast Piston - Individual	80-68	WH997CP Std-20-30-40-60	VINTAGE; w/Exh. Emis.; Hypereutectic; 1.0627" Pin Dia.; 2 Rings 3/32 Groove, 1 Ring 3/16 Groove, 1.876 CD, Flat Head; DUROSHIELD® skirt coated piston	

(continued on next page)

International Truck

28 345 5.7L (5655cc) OHV V8 (16 Valve), 3.875" Bore (International Eng.), 2 Bbl. "Eng. Code V345E" 1980-1967 (cont.)

QTY	PISTON (cont.)	YEARS	PART NO.	DESCRIPTION
8	Cast Piston - Individual	67	WH997CP Std-20-30-40-60	VINTAGE; From Chassis No. H765354; w/Exh. Emis.; Hypereutectic; 1.0627" Pin Dia.; 2 Rings 3/32 Groove, 1 Ring 3/16 Groove, 1.876 CD, Flat Head; DUROSHIELD® skirt coated piston
QTY	RINGS	YEARS	PART NO.	DESCRIPTION
1	Premium Set	80-67	E-270K Std-20-30-40-60	VINTAGE; 2-3/32, 1-3/16; Premium Moly
1	Standard Set	80-67	E-270X Std-20-30-40-60	VINTAGE; 2-3/32, 1-3/16; Iron
QTY	SLEEVE	YEARS	PART NO.	DESCRIPTION
8	Repair Sleeve	80-67	SL-20Y Std Only	1/8" wall, must be cut to correct length
QTY	ENGINE BEARINGS	YEARS	PART NO.	DESCRIPTION
1	Main Set	80-67	4070M Std-10-20-30	VINTAGE
1	Rod Set	80-67	8-2410CP Std-10-20	VINTAGE
8	Rod Pair	80-67	2410CP Std-2-10-20-30-40	VINTAGE
1	Cam Set	80-67	1218M Std Only	VINTAGE
QTY	OIL PUMP	YEARS	PART NO.	DESCRIPTION
1	Pump Repair Kit	80	224-51187	VINTAGE; To Eng. Ser. No. 1342934
1	Pump Repair Kit	79-67	224-51187	VINTAGE
QTY	GASKETS	YEARS	PART NO.	DESCRIPTION
1	Kit Gasket Set	80-67	260-1075	VINTAGE
QTY	FREEZE PLUGS	YEARS	PART NO.	DESCRIPTION
1	Brass Block Plug Kit	80-67	381-8083	VINTAGE
1	Brass Deep Cup Freeze Plug	80-67	381-9031	1.750" Diameter
1	Brass Deep Cup Freeze Plug	80-67	381-9001	VINTAGE; 1.625" Diameter
1	Steel Disc Type Freeze Plug	80-67	381-1003	0.750" Diameter
1	Steel Shallow Cup Freeze Plug	80-67	381-2066	2.000" Diameter

29 345 5.7L (5655cc) OHV V8 (16 Valve), 3.875" Bore (International Eng.), 2 Bbl. LPG "Eng. Code V345E" 1980-1967

QTY	TIMING	YEARS	PART NO.	DESCRIPTION
1	Gear Set	80-67	221-3336S	VINTAGE
QTY	CAMSHAFT/LIFTER	YEARS	PART NO.	DESCRIPTION
1	Camshaft	80-67	CS-415	VINTAGE; Hydraulic, (050) Duration at .050 Lobe Lift, 178 Exh., 188 Int., 110 Degrees Lobe Separation
1	Prelube		55-403 Std Only	1.5 oz. packet
1	Prelube		55-400 Std Only	4 oz. bottle; 1.5 oz. packet No. 55-403 also avail.
16	Lifter	80-67	HT-855 Std Only	VINTAGE; Hyd.
16	Lifter, Bulk	80-67	HT-855B Std Only	VINTAGE; Hyd.; Carton of 96
QTY	VALVE	YEARS	PART NO.	DESCRIPTION
8	Intake	80-67	V-2525 Std Only	VINTAGE; Chrome plated stem; 1.9690" Head Dia., 0.3725" Stem Dia., 5.2230" O.A.L.
QTY	VALVE GUIDE	YEARS	PART NO.	DESCRIPTION
16	Guide	80-67	VG-581 Std Only	VINTAGE; 0.3755" ID, 2.9060" O.A.L.
QTY	VALVE SPRING	YEARS	PART NO.	DESCRIPTION
16	Spring	80-67	VS-693 Std Only	Incl. damper; 2.0500" Free Height
QTY	VALVE SEAL	YEARS	PART NO.	DESCRIPTION
16	Valve Stem Seal	80-67	MV-1233C Std Only	O-Ring; (RBB) Rubber
16	Valve Stem Seal	80-67	ST-2004 Std Only	Positive type; Installation requires valve guide machining; (RBBTF) Rubber/PTFE
16	Valve Stem Seal Bulk	80-67	MV-1233 Std Only	O-Ring; Carton of 100; (RBB) Rubber
16	Valve Stem Seal Bulk	80-67	ST-2004BC Std Only	Positive type; Installation requires valve guide machining; Carton of 100; (RBBTF) Rubber/PTFE
QTY	VALVE, MISC	YEARS	PART NO.	DESCRIPTION
32	Keeper	80-67	VK-138A Std Only	1 groove; Square cut key groove; Carton pack 24
32	Keeper	80-67	VK-138 Std Only	1 groove; Square cut key groove; Carton pack 32
32	Keeper	80-67	VK-138R Std Only	1 groove; Square cut key groove; Hardened
32	Keeper, Bulk	80-67	VK-138B Std Only	1 groove; Square cut key groove; Carton of 1000
QTY	RINGS	YEARS	PART NO.	DESCRIPTION
1	Premium Set	80-67	E-270K Std-20-30-40-60	VINTAGE; 2-3/32, 1-3/16; Premium Moly
1	Standard Set	80-67	E-270X Std-20-30-40-60	VINTAGE; 2-3/32, 1-3/16; Iron
QTY	SLEEVE	YEARS	PART NO.	DESCRIPTION
8	Repair Sleeve	80-67	SL-20Y Std Only	1/8" wall, must be cut to correct length
QTY	ENGINE BEARINGS	YEARS	PART NO.	DESCRIPTION
1	Main Set	80-67	4070M Std-10-20-30	VINTAGE
1	Rod Set	80-67	8-2410CP Std-10-20	VINTAGE
8	Rod Pair	80-67	2410CP Std-2-10-20-30-40	VINTAGE

(continued on next page)

International Truck

345 5.7L (5655cc) OHV V8 (16 Valve), 3.875" Bore (International Eng.), 2 Bbl. LPG "Eng. Code V345E" 29
1980-1967 (cont.)

BLOCK	ENGINE BEARINGS				BLOCK	
	QTY	(cont.)	YEARS	PART NO.		DESCRIPTION
	1	Cam Set	80-67	1218M Std Only		VINTAGE
	GASKETS					DESCRIPTION
	1	Kit Gasket Set	80-67	260-1075		VINTAGE; Int. manifold gskts. not incl.
	FREEZE PLUGS					DESCRIPTION
1	Brass Block Plug Kit	80-67	381-8083	VINTAGE		
1	Brass Deep Cup Freeze Plug	80-67	381-9031	1.750" Diameter		
1	Brass Deep Cup Freeze Plug	80-67	381-9001	VINTAGE; 1.625" Diameter		
1	Steel Disc Type Freeze Plug	80-67	381-1003	0.750" Diameter		
1	Steel Shallow Cup Freeze Plug	80-67	381-2066	2.000" Diameter		

345 5.7L (5655cc) OHV V8 (16 Valve), 3.875" Bore (International Eng.), 4 Bbl. "Eng. Code V345E" 1978-1973 30

VALVE TRAIN	QTY	TIMING	YEARS	PART NO.	DESCRIPTION	VALVE TRAIN
	1	Gear Set	78-73	221-3336S	VINTAGE	
	CAMSHAFT/LIFTER				DESCRIPTION	
	1	Camshaft	78-73	CS-415	VINTAGE; Hydraulic, (050) Duration at .050 Lobe Lift, 178 Exh., 188 Int., 110 Degrees Lobe Separation	
	1	Prelube		55-403 Std Only	1.5 oz. packet	
	1	Prelube		55-400 Std Only	4 oz. bottle; 1.5 oz. packet No. 55-403 also avail.	
	16	Lifter	78-73	HT-855 Std Only	VINTAGE; Hyd.	
	16	Lifter, Bulk	78-73	HT-855B Std Only	VINTAGE; Hyd.; Carton of 96	
	PUSH ROD				DESCRIPTION	
	16	Push Rod	78-73	RP-3133 Std Only	VINTAGE; Ball & ball type ends; Use w/boat type rocker arms; 9.7790" O.A.L.	
	16	Push Rod	78-73	RP-3132 Std Only	VINTAGE; Ball & socket type; Use w/fabricated arm w/welded ball; 9.7500" O.A.L.	
	ROCKER PARTS				DESCRIPTION	
	8	Arm	78-73	R-884 Std Only	VINTAGE; Loc. Int.; Boat type rocker arm; Stamped steel; Use w/Ball & ball end push rod	
	VALVE				DESCRIPTION	
	8	Intake	78-73	V-2525 Std Only	VINTAGE; Chrome plated stem; 1.9690" Head Dia., 0.3725" Stem Dia., 5.2230" O.A.L.	
	VALVE GUIDE				DESCRIPTION	
16	Guide	78-73	VG-581 Std Only	VINTAGE; 0.3755" ID, 2.9060" O.A.L.		
VALVE SPRING				DESCRIPTION		
16	Spring	78-73	VS-693 Std Only	Incl. damper; 2.0500" Free Height		
VALVE SEAL				DESCRIPTION		
16	Valve Stem Seal	78-73	MV-1233C Std Only	O-Ring; (RBB) Rubber		
16	Valve Stem Seal	78-73	ST-2004 Std Only	Positive type; Installation requires valve guide machining; (RBBTF) Rubber/PTFE		
16	Valve Stem Seal Bulk	78-73	MV-1233 Std Only	O-Ring; Carton of 100; (RBB) Rubber		
16	Valve Stem Seal Bulk	78-73	ST-2004BC Std Only	Positive type; Installation requires valve guide machining; Carton of 100; (RBBTF) Rubber/PTFE		
VALVE, MISC				DESCRIPTION		
32	Keeper	78-73	VK-138A Std Only	1 groove; Square cut key groove; Carton pack 24		
32	Keeper	78-73	VK-138 Std Only	1 groove; Square cut key groove; Carton pack 32		
32	Keeper	78-73	VK-138R Std Only	1 groove; Square cut key groove; Hardened		
32	Keeper, Bulk	78-73	VK-138B Std Only	1 groove; Square cut key groove; Carton of 1000		
8	Rotocap	78-73	RC-126S Std Only	VINTAGE; Loc. Exh.		
BLOCK	PISTON				DESCRIPTION	BLOCK
	8	Cast Piston	78-73	HLC997CP Std-40-60	VINTAGE; w/Exh. Emis.; Hypereutectic; 1.0627" Pin Dia.; 2 Rings 3/32 Groove, 1 Ring 3/16 Groove, 1.825 CD, Flat Head; Low Compression; DUROSHIELD® skirt coated piston	
	8	Cast Piston	78-73	H997CP Std-20-30-40-60	VINTAGE; w/Exh. Emis.; Hypereutectic; 1.0627" Pin Dia.; 2 Rings 3/32 Groove, 1 Ring 3/16 Groove, 1.876 CD, Flat Head; DUROSHIELD® skirt coated piston	
	8	Cast Piston - Individual	78-73	WH997CP Std-20-30-40-60	VINTAGE; w/Exh. Emis.; Hypereutectic; 1.0627" Pin Dia.; 2 Rings 3/32 Groove, 1 Ring 3/16 Groove, 1.876 CD, Flat Head; DUROSHIELD® skirt coated piston	
	RINGS				DESCRIPTION	
	1	Premium Set	78-73	E-270K Std-20-30-40-60	VINTAGE; 2-3/32, 1-3/16; Premium Moly	
	1	Standard Set	78-73	E-270X Std-20-30-40-60	VINTAGE; 2-3/32, 1-3/16; Iron	
	SLEEVE				DESCRIPTION	
8	Repair Sleeve	78-73	SL-20Y Std Only	1/8" wall, must be cut to correct length		
ENGINE BEARINGS				DESCRIPTION		
1	Main Set	78-73	4070M Std-10-20-30	VINTAGE		

(continued on next page)

International Truck

30 345 5.7L (5655cc) OHV V8 (16 Valve), 3.875" Bore (International Eng.), 4 Bbl. "Eng. Code V345E" 1978-1973
(cont.)

BLOCK	ENGINE BEARINGS				BLOCK	
	QTY	(cont.)	YEARS	PART NO.		DESCRIPTION
	1	Rod Set	78-73	8-2410CP Std-10-20		VINTAGE
	8	Rod Pair	78-73	2410CP Std-2-10-20-30-40		VINTAGE
	1	Cam Set	78-73	1218M Std Only		VINTAGE
QTY	OIL PUMP	YEARS	PART NO.	DESCRIPTION		
1	Pump Repair Kit	78-73	224-51187	VINTAGE		
QTY	GASKETS	YEARS	PART NO.	DESCRIPTION		
1	Kit Gasket Set	78-73	260-1075	VINTAGE		
QTY	FREEZE PLUGS	YEARS	PART NO.	DESCRIPTION		
1	Brass Block Plug Kit	78-73	381-8083	VINTAGE		
1	Brass Deep Cup Freeze Plug	78-73	381-9031	1.750" Diameter		
1	Brass Deep Cup Freeze Plug	78-73	381-9001	VINTAGE; 1.625" Diameter		
1	Steel Disc Type Freeze Plug	78-73	381-1003	0.750" Diameter		
1	Steel Shallow Cup Freeze Plug	78-73	381-2066	2.000" Diameter		

31 392 6.4L (6425cc) OHV V8 (16 Valve), 4.125" Bore (International Eng.), 2 Bbl. "Eng. Code V392" 1974-1972

VALVE TRAIN	QTY	TIMING	YEARS	PART NO.	DESCRIPTION	VALVE TRAIN
	1	Gear Set	74-72	221-3336S	VINTAGE	
	QTY	CAMSHAFT/LIFTER	YEARS	PART NO.	DESCRIPTION	
	1	Camshaft	74-72	CS-415	VINTAGE; Hydraulic, (050) Duration at .050 Lobe Lift, 178 Exh., 188 Int., 110 Degrees Lobe Separation	
	1	Prelube		55-403 Std Only	1.5 oz. packet	
	1	Prelube		55-400 Std Only	4 oz. bottle; 1.5 oz. packet No. 55-403 also avail.	
	16	Lifter	74-72	HT-855 Std Only	VINTAGE; Hyd.	
	16	Lifter, Bulk	74-72	HT-855B Std Only	VINTAGE; Hyd.; Carton of 96	
	QTY	PUSH ROD	YEARS	PART NO.	DESCRIPTION	
	16	Push Rod	74-72	RP-3133 Std Only	VINTAGE; Ball & ball type ends; Use w/boat type rocker arms; 9.7790" O.A.L.	
16	Push Rod	74-72	RP-3132 Std Only	VINTAGE; Ball & socket type; Use w/fabricated arm w/welded ball; 9.7500" O.A.L.		
QTY	ROCKER PARTS	YEARS	PART NO.	DESCRIPTION		
8	Arm	74-72	R-884 Std Only	VINTAGE; Loc. Int.; Boat type rocker arm; Stamped steel; Use w/Ball & ball end push rod		
QTY	VALVE	YEARS	PART NO.	DESCRIPTION		
8	Exhaust	74-72	V-1834X Std Only	VINTAGE; 1.7340" Head Dia., 0.4145" Stem Dia., 5.4800" O.A.L.		
QTY	VALVE GUIDE	YEARS	PART NO.	DESCRIPTION		
8	Guide	74-72	VG-646 Std Only	VINTAGE; Loc. Exh.; 0.4180" ID, 2.9060" O.A.L.		
8	Guide	74-72	VG-581 Std Only	VINTAGE; Loc. Int.; 0.3755" ID, 2.9060" O.A.L.		
QTY	VALVE SPRING	YEARS	PART NO.	DESCRIPTION		
16	Spring	74-72	VS-693 Std Only	Incl. damper; 2.0500" Free Height		
QTY	VALVE SEAL	YEARS	PART NO.	DESCRIPTION		
16	Valve Stem Seal	74-72	MV-1233C Std Only	O-Ring; (RBB) Rubber		
16	Valve Stem Seal Bulk	74-72	MV-1233 Std Only	O-Ring; Carton of 100; (RBB) Rubber		
QTY	VALVE, MISC	YEARS	PART NO.	DESCRIPTION		
32	Keeper	74-72	VK-138A Std Only	1 groove; Square cut key groove; Carton pack 24		
32	Keeper	74-72	VK-138 Std Only	1 groove; Square cut key groove; Carton pack 32		
32	Keeper	74-72	VK-138R Std Only	1 groove; Square cut key groove; Hardened		
32	Keeper, Bulk	74-72	VK-138B Std Only	1 groove; Square cut key groove; Carton of 1000		
8	Rotocap	74-72	RC-126S Std Only	VINTAGE; Loc. Exh.		
QTY	RINGS	YEARS	PART NO.	DESCRIPTION	BLOCK	
1	Premium Set	74-72	E-404K Std Only	VINTAGE; H/D; Highway; 2-3/32, 1-3/16; Premium Moly		
1	Premium Set	74-72	E-273K Std-20-30-40-60	VINTAGE; L/D; 2-3/32, 1-3/16; Premium Moly		
1	Standard Set	74-72	E-422X 30 30	VINTAGE; 2-3/32, 1-3/16; Iron		
QTY	SLEEVE	YEARS	PART NO.	DESCRIPTION		
8	Repair Sleeve	74-72	SL-23Y Std Only	VINTAGE; 1/8" wall, must be cut to correct length		
8	Repair Sleeve	74-72	SL-23M Std Only	VINTAGE; 3/32" wall, must be cut to correct length		
QTY	ENGINE BEARINGS	YEARS	PART NO.	DESCRIPTION		
1	Main Set	74-72	4070M Std-10-20-30	VINTAGE		
1	Rod Set	74-72	8-2410CP Std-10-20	VINTAGE		
8	Rod Pair	74-72	2410CP Std-2-10-20-30-40	VINTAGE		
1	Cam Set	74-72	1218M Std Only	VINTAGE		
QTY	OIL PUMP	YEARS	PART NO.	DESCRIPTION		
1	Pump Repair Kit	74-72	224-51187	VINTAGE		

(continued on next page)

International Truck

392 6.4L (6425cc) OHV V8 (16 Valve), 4.125" Bore (International Eng.), 2 Bbl. "Eng. Code V392" 1974-1972 31
(cont.)

	QTY	GASKETS	YEARS	PART NO.	DESCRIPTION
BLOCK	1	Kit Gasket Set	74	260-1050	VINTAGE; w/Improved cooling
	1	Kit Gasket Set	73	260-1050	VINTAGE; From Ser. No. 1013197; w/Improved cooling
	1	Kit Gasket Set	73	260-1076	VINTAGE; To Ser. No. 1013196; w/o Improved cooling
	1	Kit Gasket Set	72	260-1076	VINTAGE; w/o Improved cooling
	QTY	FREEZE PLUGS	YEARS	PART NO.	DESCRIPTION
	1	Brass Block Plug Kit	74-72	381-8083	VINTAGE
	1	Brass Deep Cup Freeze Plug	74-72	381-9031	1.750" Diameter
	1	Brass Deep Cup Freeze Plug	74-72	381-9001	VINTAGE; 1.625" Diameter
	1	Steel Disc Type Freeze Plug	74-72	381-1003	0.750" Diameter
	1	Steel Shallow Cup Freeze Plug	74-72	381-2066	2.000" Diameter

392 6.4L (6425cc) OHV V8 (16 Valve), 4.125" Bore (International Eng.), 4 Bbl. "Eng. Code V392" 1975-1968 32

	QTY	TIMING	YEARS	PART NO.	DESCRIPTION
	1	Gear Set	75-68	221-3336S	VINTAGE
VALVE TRAIN	QTY	CAMSHAFT/LIFTER	YEARS	PART NO.	DESCRIPTION
	1	Camshaft	75-68	CS-415	VINTAGE; Hydraulic, (050) Duration at .050 Lobe Lift, 178 Exh., 188 Int., 110 Degrees Lobe Separation
	1	Prelube		55-403 Std Only	1.5 oz. packet
	1	Prelube		55-400 Std Only	4 oz. bottle; 1.5 oz. packet No. 55-403 also avail.
	16	Lifter	75-68	HT-855 Std Only	VINTAGE; Hyd.
	16	Lifter, Bulk	75-68	HT-855B Std Only	VINTAGE; Hyd.; Carton of 96
	QTY	PUSH ROD	YEARS	PART NO.	DESCRIPTION
	16	Push Rod	75-68	RP-3133 Std Only	VINTAGE; Ball & ball type ends; Use w/boat type rocker arms; 9.7790" O.A.L.
	16	Push Rod	75-68	RP-3132 Std Only	VINTAGE; Ball & socket type; Use w/fabricated arm w/welded ball; 9.7500" O.A.L.
	QTY	ROCKER PARTS	YEARS	PART NO.	DESCRIPTION
	8	Arm	75-68	R-884 Std Only	VINTAGE; Loc. Int.; Boat type rocker arm; Stamped steel; Use w/Ball & ball end push rod
	QTY	VALVE	YEARS	PART NO.	DESCRIPTION
	8	Exhaust	75-68	V-1834X Std Only	VINTAGE; 1.7340" Head Dia., 0.4145" Stem Dia., 5.4800" O.A.L.
	QTY	VALVE GUIDE	YEARS	PART NO.	DESCRIPTION
	8	Guide	75-68	VG-646 Std Only	VINTAGE; Loc. Exh.; 0.4180" ID, 2.9060" O.A.L
	8	Guide	75-68	VG-581 Std Only	VINTAGE; Loc. Int.; 0.3755" ID, 2.9060" O.A.L
QTY	VALVE SPRING	YEARS	PART NO.	DESCRIPTION	
16	Spring	75-68	VS-693 Std Only	Incl. damper; 2.0500" Free Height	
QTY	VALVE SEAL	YEARS	PART NO.	DESCRIPTION	
16	Valve Stem Seal	75-68	MV-1233C Std Only	O-Ring; (RBB) Rubber	
16	Valve Stem Seal Bulk	75-68	MV-1233 Std Only	O-Ring; Carton of 100; (RBB) Rubber	
QTY	VALVE, MISC	YEARS	PART NO.	DESCRIPTION	
32	Keeper	75-68	VK-138A Std Only	1 groove; Square cut key groove; Carton pack 24	
32	Keeper	75-68	VK-138 Std Only	1 groove; Square cut key groove; Carton pack 32	
32	Keeper	75-68	VK-138R Std Only	1 groove; Square cut key groove; Hardened	
32	Keeper, Bulk	75-68	VK-138B Std Only	1 groove; Square cut key groove; Carton of 1000	
8	Rotocap	75-68	RC-126S Std Only	VINTAGE; Loc. Exh.	
BLOCK	QTY	RINGS	YEARS	PART NO.	DESCRIPTION
	1	Premium Set	75-68	E-404K Std Only	VINTAGE; H/D; Highway; 2-3/32, 1-3/16; Premium Moly
	1	Premium Set	75-68	E-273K Std-20-30-40-60	VINTAGE; L/D; 2-3/32, 1-3/16; Premium Moly
	1	Standard Set	75-68	E-422X 30 30	VINTAGE; 2-3/32, 1-3/16; Iron
	QTY	SLEEVE	YEARS	PART NO.	DESCRIPTION
	8	Repair Sleeve	75-68	SL-23Y Std Only	VINTAGE; 1/8" wall, must be cut to correct length
	8	Repair Sleeve	75-68	SL-23M Std Only	VINTAGE; 3/32" wall, must be cut to correct length
	QTY	ENGINE BEARINGS	YEARS	PART NO.	DESCRIPTION
	1	Main Set	75-68	4070M Std-10-20-30	VINTAGE
	1	Rod Set	75-68	8-2410CP Std-10-20	VINTAGE
	8	Rod Pair	75-68	2410CP Std-2-10-20-30-40	VINTAGE
	1	Cam Set	75-68	1218M Std Only	VINTAGE
	QTY	OIL PUMP	YEARS	PART NO.	DESCRIPTION
	1	Pump Repair Kit	75	224-51187	VINTAGE; To Eng. Ser. No. 1343145
	1	Pump Repair Kit	74-68	224-51187	VINTAGE
	QTY	GASKETS	YEARS	PART NO.	DESCRIPTION
1	Kit Gasket Set	75-74	260-1050	VINTAGE; w/Improved cooling	
1	Kit Gasket Set	73	260-1050	VINTAGE; From Ser. No. 1013197; w/Improved cooling	
1	Kit Gasket Set	73	260-1076	VINTAGE; To Ser. No. 1013196; w/o Improved cooling	
1	Kit Gasket Set	72-68	260-1076	VINTAGE; w/o Improved cooling	

(continued on next page)

International Truck

32 392 6.4L (6425cc) OHV V8 (16 Valve), 4.125" Bore (International Eng.), 4 Bbl. "Eng. Code V392" 1975-1968 (cont.)

QTY	FREEZE PLUGS	YEARS	PART NO.	DESCRIPTION
1	Brass Block Plug Kit	75-69	381-8083	VINTAGE
1	Brass Deep Cup Freeze Plug	75-69	381-9031	1.750" Diameter
1	Brass Deep Cup Freeze Plug	75-69	381-9001	VINTAGE; 1.625" Diameter
1	Steel Disc Type Freeze Plug	75-69	381-1003	0.750" Diameter
1	Steel Shallow Cup Freeze Plug	75-69	381-2066	2.000" Diameter

33 392 6.4L (6425cc) OHV V8 (16 Valve), 4.125" Bore (International Eng.), 2 Bbl. "Eng. Code V392E" 1974-1972

QTY	TIMING	YEARS	PART NO.	DESCRIPTION
1	Gear Set	74-72	221-3336S	VINTAGE
QTY	CAMSHAFT/LIFTER	YEARS	PART NO.	DESCRIPTION
1	Camshaft	74-72	CS-415	VINTAGE; Hydraulic, (050) Duration at .050 Lobe Lift, 178 Exh., 188 Int., 110 Degrees Lobe Separation
1	Prelube		55-403 Std Only	1.5 oz. packet
1	Prelube		55-400 Std Only	4 oz. bottle; 1.5 oz. packet No. 55-403 also avail.
16	Lifter	74-72	HT-855 Std Only	VINTAGE; Hyd.
16	Lifter, Bulk	74-72	HT-855B Std Only	VINTAGE; Hyd.; Carton of 96
QTY	PUSH ROD	YEARS	PART NO.	DESCRIPTION
16	Push Rod	74-72	RP-3133 Std Only	VINTAGE; Ball & ball type ends; Use w/boat type rocker arms; 9.7790" O.A.L.
16	Push Rod	74-72	RP-3132 Std Only	VINTAGE; Ball & socket type; Use w/fabricated arm w/welded ball; 9.7500" O.A.L.
QTY	ROCKER PARTS	YEARS	PART NO.	DESCRIPTION
8	Arm	74-72	R-884 Std Only	VINTAGE; Loc. Int.; Boat type rocker arm; Stamped steel; Use w/Ball & ball end push rod
QTY	VALVE	YEARS	PART NO.	DESCRIPTION
8	Exhaust	74-72	V-1834X Std Only	VINTAGE; 1.7340" Head Dia., 0.4145" Stem Dia., 5.4800" O.A.L.
QTY	VALVE GUIDE	YEARS	PART NO.	DESCRIPTION
8	Guide	74-72	VG-646 Std Only	VINTAGE; Loc. Exh.; 0.4180" ID, 2.9060" O.A.L.
8	Guide	74-72	VG-581 Std Only	VINTAGE; Loc. Int.; 0.3755" ID, 2.9060" O.A.L.
QTY	VALVE SPRING	YEARS	PART NO.	DESCRIPTION
16	Spring	74-72	VS-693 Std Only	Incl. damper; 2.0500" Free Height
QTY	VALVE SEAL	YEARS	PART NO.	DESCRIPTION
16	Valve Stem Seal	74-72	MV-1233C Std Only	O-Ring; (RBB) Rubber
16	Valve Stem Seal Bulk	74-72	MV-1233 Std Only	O-Ring; Carton of 100; (RBB) Rubber
QTY	VALVE, MISC	YEARS	PART NO.	DESCRIPTION
32	Keeper	74-72	VK-138A Std Only	1 groove; Square cut key groove; Carton pack 24
32	Keeper	74-72	VK-138 Std Only	1 groove; Square cut key groove; Carton pack 32
32	Keeper	74-72	VK-138R Std Only	1 groove; Square cut key groove; Hardened
32	Keeper, Bulk	74-72	VK-138B Std Only	1 groove; Square cut key groove; Carton of 1000
8	Rotocap	74-72	RC-126S Std Only	VINTAGE; Loc. Exh.
QTY	PISTON	YEARS	PART NO.	DESCRIPTION
8	Cast Piston	74-72	H996CP Std-20-30-40-60	VINTAGE; w/Exh. Emis.; Hypereutectic; 1.0624" Pin Dia.; 2 Rings 3/32 Groove, 1 Ring 3/16 Groove, 1.886 CD, Recessed Head; DUROSHIELD® skirt coated piston
8	Cast Piston - Individual	74-72	WH996CP Std-20-30-40-60	VINTAGE; w/Exh. Emis.; Hypereutectic; 1.0624" Pin Dia.; 2 Rings 3/32 Groove, 1 Ring 3/16 Groove, 1.886 CD, Recessed Head; DUROSHIELD® skirt coated piston
QTY	RINGS	YEARS	PART NO.	DESCRIPTION
1	Premium Set	74-72	E-404K Std Only	VINTAGE; H/D; Highway; 2-3/32, 1-3/16; Premium Moly
1	Premium Set	74-72	E-273K Std-20-30-40-60	VINTAGE; L/D; 2-3/32, 1-3/16; Premium Moly
1	Standard Set	74-72	E-422X 30 30	VINTAGE; 2-3/32, 1-3/16; Iron
QTY	SLEEVE	YEARS	PART NO.	DESCRIPTION
8	Repair Sleeve	74-72	SL-23Y Std Only	VINTAGE; 1/8" wall, must be cut to correct length
8	Repair Sleeve	74-72	SL-23M Std Only	VINTAGE; 3/32" wall, must be cut to correct length
QTY	ENGINE BEARINGS	YEARS	PART NO.	DESCRIPTION
1	Main Set	74-72	4070M Std-10-20-30	VINTAGE
1	Rod Set	74-72	8-2410CP Std-10-20	VINTAGE
8	Rod Pair	74-72	2410CP Std-2-10-20-30-40	VINTAGE
1	Cam Set	74-72	1218M Std Only	VINTAGE
QTY	OIL PUMP	YEARS	PART NO.	DESCRIPTION
1	Pump Repair Kit	74-72	224-51187	VINTAGE
QTY	GASKETS	YEARS	PART NO.	DESCRIPTION
1	Kit Gasket Set	74	260-1050	VINTAGE; w/Improved cooling
1	Kit Gasket Set	73	260-1050	VINTAGE; From Ser. No. 1013197; w/Improved cooling
1	Kit Gasket Set	73	260-1076	VINTAGE; To Ser. No. 1013196; w/o Improved cooling

(continued on next page)

International Truck

392 6.4L (6425cc) OHV V8 (16 Valve), 4.125" Bore (International Eng.), 2 Bbl. "Eng. Code V392E" 1974-1972 33
(cont.)

BLOCK	QTY	GASKETS (cont.)	YEARS	PART NO.	DESCRIPTION
	1	Kit Gasket Set	72	260-1076	VINTAGE; w/o Improved cooling
	QTY	FREEZE PLUGS	YEARS	PART NO.	DESCRIPTION
	1	Brass Block Plug Kit	74-72	381-8083	VINTAGE
	1	Brass Deep Cup Freeze Plug	74-72	381-9031	1.750" Diameter
	1	Brass Deep Cup Freeze Plug	74-72	381-9001	VINTAGE; 1.625" Diameter
1	Steel Disc Type Freeze Plug	74-72	381-1003	0.750" Diameter	
1	Steel Shallow Cup Freeze Plug	74-72	381-2066	2.000" Diameter	

392 6.4L (6425cc) OHV V8 (16 Valve), 4.125" Bore (International Eng.), 4 Bbl. "Eng. Code V392E" 1975-1968 34

VALVE TRAIN	QTY	TIMING	YEARS	PART NO.	DESCRIPTION
	1	Gear Set	75-68	221-3336S	VINTAGE
	QTY	CAMSHAFT/LIFTER	YEARS	PART NO.	DESCRIPTION
	1	Camshaft	75-68	CS-415	VINTAGE; Hydraulic, (050) Duration at .050 Lobe Lift, 178 Exh., 188 Int., 110 Degrees Lobe Separation
	1	Prelube		55-403 Std Only	1.5 oz. packet
	1	Prelube		55-400 Std Only	4 oz. bottle; 1.5 oz. packet No. 55-403 also avail.
	16	Lifter	75-68	HT-855 Std Only	VINTAGE; Hyd.
	16	Lifter, Bulk	75-68	HT-855B Std Only	VINTAGE; Hyd.; Carton of 96
	QTY	PUSH ROD	YEARS	PART NO.	DESCRIPTION
	16	Push Rod	75-68	RP-3133 Std Only	VINTAGE; Ball & ball type ends; Use w/boat type rocker arms; 9.7790" O.A.L.
	16	Push Rod	75-68	RP-3132 Std Only	VINTAGE; Ball & socket type; Use w/fabricated arm w/welded ball; 9.7500" O.A.L.
	QTY	ROCKER PARTS	YEARS	PART NO.	DESCRIPTION
	8	Arm	75-68	R-884 Std Only	VINTAGE; Loc. Int.; Boat type rocker arm; Stamped steel; Use w/Ball & ball end push rod
	QTY	VALVE	YEARS	PART NO.	DESCRIPTION
	8	Exhaust	75-68	V-1834X Std Only	VINTAGE; 1.7340" Head Dia., 0.4145" Stem Dia., 5.4800" O.A.L.
	QTY	VALVE GUIDE	YEARS	PART NO.	DESCRIPTION
8	Guide	75-68	VG-646 Std Only	VINTAGE; Loc. Exh.; 0.4180" ID, 2.9060" O.A.L	
8	Guide	75-68	VG-581 Std Only	VINTAGE; Loc. Int.; 0.3755" ID, 2.9060" O.A.L	
QTY	VALVE SPRING	YEARS	PART NO.	DESCRIPTION	
16	Spring	75-68	VS-693 Std Only	Incl. damper; 2.0500" Free Height	
QTY	VALVE SEAL	YEARS	PART NO.	DESCRIPTION	
16	Valve Stem Seal	75-68	MV-1233C Std Only	O-Ring; (RBB) Rubber	
16	Valve Stem Seal Bulk	75-68	MV-1233 Std Only	O-Ring; Carton of 100; (RBB) Rubber	
QTY	VALVE, MISC	YEARS	PART NO.	DESCRIPTION	
32	Keeper	75-68	VK-138A Std Only	1 groove; Square cut key groove; Carton pack 24	
32	Keeper	75-68	VK-138 Std Only	1 groove; Square cut key groove; Carton pack 32	
32	Keeper	75-68	VK-138R Std Only	1 groove; Square cut key groove; Hardened	
32	Keeper, Bulk	75-68	VK-138B Std Only	1 groove; Square cut key groove; Carton of 1000	
8	Rotocap	75-68	RC-126S Std Only	VINTAGE; Loc. Exh.	

BLOCK	QTY	PISTON	YEARS	PART NO.	DESCRIPTION
	8	Cast Piston	75-68	H996CP Std-20-30-40-60	VINTAGE; w/Exh. Emis.; Hypereutectic; 1.0624" Pin Dia.; 2 Rings 3/32 Groove, 1 Ring 3/16 Groove, 1.886 CD, Recessed Head; DUROSHIELD® skirt coated piston
	8	Cast Piston - Individual	75-68	WH996CP Std-20-30-40-60	VINTAGE; w/Exh. Emis.; Hypereutectic; 1.0624" Pin Dia.; 2 Rings 3/32 Groove, 1 Ring 3/16 Groove, 1.886 CD, Recessed Head; DUROSHIELD® skirt coated piston
	QTY	RINGS	YEARS	PART NO.	DESCRIPTION
	1	Premium Set	75-68	E-404K Std Only	VINTAGE; H/D; Highway; 2-3/32, 1-3/16; Premium Moly
	1	Premium Set	75-68	E-273K Std-20-30-40-60	VINTAGE; L/D; 2-3/32, 1-3/16; Premium Moly
	1	Standard Set	75-68	E-422X 30 30	VINTAGE; 2-3/32, 1-3/16; Iron
	QTY	SLEEVE	YEARS	PART NO.	DESCRIPTION
	8	Repair Sleeve	75-68	SL-23Y Std Only	VINTAGE; 1/8" wall, must be cut to correct length
	8	Repair Sleeve	75-68	SL-23M Std Only	VINTAGE; 3/32" wall, must be cut to correct length
QTY	ENGINE BEARINGS	YEARS	PART NO.	DESCRIPTION	
1	Main Set	75-68	4070M Std-10-20-30	VINTAGE	
1	Rod Set	75-68	8-2410CP Std-10-20	VINTAGE	
8	Rod Pair	75-68	2410CP Std-2-10-20-30-40	VINTAGE	
1	Cam Set	75-68	1218M Std Only	VINTAGE	
QTY	OIL PUMP	YEARS	PART NO.	DESCRIPTION	
1	Pump Repair Kit	75	224-51187	VINTAGE; To Eng. Ser. No. 1343145	
1	Pump Repair Kit	74-68	224-51187	VINTAGE	

(continued on next page)

International Truck

34 392 6.4L (6425cc) OHV V8 (16 Valve), 4.125" Bore (International Eng.), 4 Bbl. "Eng. Code V392E" 1975-1968 (cont.)

BLOCK	QTY	GASKETS	YEARS	PART NO.	DESCRIPTION	BLOCK
	1	Kit Gasket Set	75-74	260-1050	VINTAGE; w/Improved cooling	
	1	Kit Gasket Set	73	260-1050	VINTAGE; From Ser. No. 1013197; w/Improved cooling	
	1	Kit Gasket Set	73	260-1076	VINTAGE; To Ser. No. 1013196; w/o Improved cooling	
	1	Kit Gasket Set	72-68	260-1076	VINTAGE; w/o Improved cooling	
	QTY	FREEZE PLUGS	YEARS	PART NO.	DESCRIPTION	
	1	Brass Block Plug Kit	75-69	381-8083	VINTAGE	
	1	Brass Deep Cup Freeze Plug	75-69	381-9031	1.750" Diameter	
	1	Brass Deep Cup Freeze Plug	75-69	381-9001	VINTAGE; 1.625" Diameter	
	1	Steel Disc Type Freeze Plug	75-69	381-1003	0.750" Diameter	
1	Steel Shallow Cup Freeze Plug	75-69	381-2066	2.000" Diameter		

35 401 6.6L (6571cc) OHV V8 (16 Valve), 4.165" Bore (AMC Eng.), 4 Bbl. "Eng. Code V400" 1974

VALVE TRAIN	QTY	TIMING	YEARS	PART NO.	DESCRIPTION	VALVE TRAIN
	1	3 Piece Set	74	KT3-349S	5/8" wide sprocket teeth; (1) 222-349; (1) 223-281; (1) 223-412	
	1	Timing Chain	74	222-349	5/8" wide; 62 Links	
	1	Crank Sprocket	74	223-281	Use w/5/8" wide chain; 23 Teeth	
	QTY	CAMSHAFT/LIFTER	YEARS	PART NO.	DESCRIPTION	
	1	Camshaft	74	CS-646	Hydraulic, (050) Duration at .050 Lobe Lift, 196 Exh., 196 Int., 110 Degrees Lobe Separation	
	1	Prelube		55-403 Std Only	1.5 oz. packet	
	1	Prelube		55-400 Std Only	4 oz. bottle; 1.5 oz. packet No. 55-403 also avail.	
	16	Lifter	74	HT-2011 Std Only	Hyd.; w/2 grooves	
	16	Lifter	74	HT-2011R Std Only	Speed-Pro Hi-Revolution Hyd.	
16	Lifter, Bulk	74	HT-2011B Std Only	Hyd.; w/2 grooves; Carton of 117		
QTY	CAM KIT	YEARS	PART NO.	DESCRIPTION		
1	Cam/Lifter Kit	74	KC-646	Hyd.; (1) 55-403B; (1) CS-646; (16) HT-2011		
QTY	PUSH ROD	YEARS	PART NO.	DESCRIPTION		
16	Push Rod	74	RP-3093 Std Only	7.7940" O.A.L.		
16	Push Rod, Bulk	74	BRP-3093 Std Only	Carton of 100; 7.7940" O.A.L.		
QTY	ROCKER PARTS	YEARS	PART NO.	DESCRIPTION		
16	Arm Assy.	74	R-875 Std Only	Incl. 2-arms, 2-pivots & 1-bridge		
16	Arm Assy., Bulk	74	R-875B Std Only	Incl. 2-arms, 2-pivots & 1-bridge; Carton of 32		
16	Arm	74	R-875A Std Only			
16	Bridge	74	MR-1840 Std Only			
16	Pivot	74	MR-1909 Std Only	Incl. 2-pivots & 1-bridge		
16	Pivot	74	MR-1839 Std Only	Pivot only		
QTY	VALVE	YEARS	PART NO.	DESCRIPTION		
8	Exhaust	74	V-1980 Std Only	VINTAGE; 1 groove; w/Rotocaps; 1.6800" Head Dia., 0.3710" Stem Dia., 4.9290" O.A.L.		
8	Intake	74	V-1979 Std Only	4 groove; 2.0260" Head Dia., 0.3719" Stem Dia., 4.8980" O.A.L.		
QTY	VALVE GUIDE	YEARS	PART NO.	DESCRIPTION		
16	Guide	74	VG-5062 Std Only	0.3735" ID, 2.3800" O.A.L.		
QTY	VALVE SEAL	YEARS	PART NO.	DESCRIPTION		
16	Valve Stem Seal	74	ST-2002 Std Only	Installation requires valve guide machining; (PLY) Polyacrylate		
16	Valve Stem Seal Bulk	74	ST-2002BC Std Only	Positive type; Installation requires valve guide machining; Carton of 100; (PLY) Polyacrylate		
QTY	VALVE SEAT	YEARS	PART NO.	DESCRIPTION		
8	Seat	74	245-1750-3 Std Only	Loc. Exh.; 1.7555" OD, 1.4375" ID, 0.2160" Depth		
8	Seat	74	245-1750-3N Std Only	Loc. Exh.; Premium Material; 1.7555" OD, 1.4375" ID, 0.2160" Depth		
8	Seat	74	245-2125-1 Std Only	Loc. Int.; 2.1305" OD, 1.8125" ID, 0.2480" Depth		
QTY	VALVE, MISC	YEARS	PART NO.	DESCRIPTION		
32	Keeper	74	VK-115A Std Only	Loc. Exh.; 1 groove; Square cut key groove; Carton pack 24		
32	Keeper	74	VK-115 Std Only	Loc. Exh.; 1 groove; Square cut key groove; Carton pack 32		
32	Keeper	74	VK-115R Std Only	Loc. Exh.; 1 groove; Square cut key groove; Hardened		
32	Keeper	74	VK-174 Std Only	Loc. Int.; 4 groove		
32	Keeper	74	VK-174R Std Only	Loc. Int.; 4 groove; Hardened		
32	Keeper, Bulk	74	VK-115B Std Only	Loc. Exh.; 1 groove; Square cut key groove; Carton of 1000		
QTY	PISTON	YEARS	PART NO.	DESCRIPTION		
8	Cast Piston	74	415CP 30 30-40-60	VINTAGE; Cast; 1.0007" Pin Dia.; 2 Rings 5/64 Groove, 1 Ring 3/16 Groove, 1.488 CD, Recessed Head .325 deep x 3.530 dia. - 8.5:1 C.R.; DUROSHIELD® skirt coated piston		

(continued on next page)

International Truck

401 6.6L (6571cc) OHV V8 (16 Valve), 4.165" Bore (AMC Eng.), 4 Bbl. "Eng. Code V400" 1974 **35**

(cont.)

BLOCK	QTY	PISTON (cont.)	YEARS	PART NO.	DESCRIPTION
	8	Cast Piston - Individual	74	W415CP Std-30-40-60	VINTAGE; Cast; 1.0007" Pin Dia.; 2 Rings 5/64 Groove, 1 Ring 3/16 Groove, 1.488 CD, Recessed Head .325 deep x 3.530 dia. - 8.5:1 C.R.; DUROSHIELD® skirt coated piston
	QTY	RINGS	YEARS	PART NO.	DESCRIPTION
	1	Premium Set	74	E-302K 30 30-40	VINTAGE; 2-5/64, 1-3/16; Premium Moly
	1	Standard Set	74	E-302X Std-30-40	VINTAGE; 2-5/64, 1-3/16; Iron
	QTY	ENGINE BEARINGS	YEARS	PART NO.	DESCRIPTION
1	Main Set	74	4950M 10 10	VINTAGE	
1	Rod Set	74	8-3385CP 10 10-30	VINTAGE	
8	Rod Pair	74	3385CP 10 10-30	VINTAGE	
1	Cam Set	74	1401M Std Only		
QTY	OIL PUMP	YEARS	PART NO.	DESCRIPTION	
1	Pump Repair Kit	74	224-51285		
1	Screen Assy.	74	224-14161		
QTY	GASKETS	YEARS	PART NO.	DESCRIPTION	
1	Kit Gasket Set	74	260-1151	Int. manifold gskt. not incl.; Premium valve stem seals incl.	
1	Valley Pan Gasket Set	74	260-4008		

BLOCK

Jeep Truck (Incl. Jeep, Willys)

Engine Finding Index

CID	Litres	CC	Block Type	Bore	Valves	Mfg.	Vin	Eng. Code	Mfg. Div.	Fuel Del. Type	Years	Line
134	2.2L	2196cc	F-HEAD L4	3.125"	8	Jeep Eng.	4			1 Bbl./Gasoline	1968-1967	1
134	2.2L	2196cc	F-HEAD L4	3.125"	8	Jeep Eng.	F			1 Bbl./Gasoline	1971-1970	2
134	2.2L	2196cc	F-HEAD L4	3.125"	8	Jeep Eng.	J			1 Bbl./Gasoline	1968-1967	3
134	2.2L	2196cc	F-HEAD L4	3.125"	8	Jeep Eng.	R			1 Bbl./Gasoline	1973-1972	4
134	2.2L	2196cc	F-HEAD L4	3.125"	8	Jeep Eng.	T			1 Bbl./Gasoline	1973-1972	5
134	2.2L	2196cc	F-HEAD L4	3.125"	8	Jeep Eng.		4J		1 Bbl./Gasoline	1969-1960	6
134	2.2L	2196cc	F-HEAD L4	3.125"	8	Jeep Eng.		SF		1 Bbl./Gasoline	1970	7
134	2.2L	2196cc	F-HEAD L4	3.125"	8	Jeep Eng.				1 Bbl./Gasoline	1966-1952	8
134	2.2L	2196cc	L-HEAD L4	3.125"	8	Jeep Eng.		3J		1 Bbl./Gasoline	1968-1960	9
134	2.2L	2196cc	L-HEAD L4	3.125"	8	Jeep Eng.				1 Bbl./Gasoline	1968-1941	10
225	3.7L	3688cc	OHV V6	3.75"	12	GMC Eng.		HC	Buick	1 Bbl./Gasoline	1971	11
225	3.7L	3688cc	OHV V6	3.75"	12	GMC Eng.		HC	Buick	2 Bbl./Gasoline	1971	12
225	3.7L	3688cc	OHV V6	3.75"	12	GMC Eng.		MH	Buick	1 Bbl./Gasoline	1966	13
225	3.7L	3688cc	OHV V6	3.75"	12	GMC Eng.		MH	Buick	2 Bbl./Gasoline	1966	14
225	3.7L	3688cc	OHV V6	3.75"	12	GMC Eng.		NH	Buick	1 Bbl./Gasoline	1967	15
225	3.7L	3688cc	OHV V6	3.75"	12	GMC Eng.		NH	Buick	2 Bbl./Gasoline	1967	16
225	3.7L	3688cc	OHV V6	3.75"	12	GMC Eng.		PH	Buick	1 Bbl./Gasoline	1968	17
225	3.7L	3688cc	OHV V6	3.75"	12	GMC Eng.		PH	Buick	2 Bbl./Gasoline	1968	18
225	3.7L	3688cc	OHV V6	3.75"	12	GMC Eng.		RH	Buick	1 Bbl./Gasoline	1969	19
225	3.7L	3688cc	OHV V6	3.75"	12	GMC Eng.		RH	Buick	2 Bbl./Gasoline	1969	20
225	3.7L	3688cc	OHV V6	3.75"	12	GMC Eng.		SF	Buick	1 Bbl./Gasoline	1970	21
225	3.7L	3688cc	OHV V6	3.75"	12	GMC Eng.		SF	Buick	2 Bbl./Gasoline	1970	22
225	3.7L	3688cc	OHV V6	3.75"	12	GMC Eng.		SH	Buick	1 Bbl./Gasoline	1970	23
225	3.7L	3688cc	OHV V6	3.75"	12	GMC Eng.		SH	Buick	2 Bbl./Gasoline	1970	24
226	3.7L	3704cc	L-HEAD L6	3.3125"	12	Continental Eng.	T			1 Bbl./Gasoline	1966-1954	25
226	3.7L	3704cc	L-HEAD L6	3.3125"	12	Continental Eng.				1 Bbl./Gasoline	1966-1954	26
226	3.7L	3704cc	L-HEAD L6	3.3125"	12	Continental Eng.				2 Bbl./Gasoline	1963-1954	27
230	3.8L	3770cc	SOHC L6	3.3438"	12	Continental Eng.		AD		1 Bbl./Gasoline	1965-1962	28
230	3.8L	3770cc	SOHC L6	3.3438"	12	Continental Eng.		ND		1 Bbl./Gasoline	1965-1962	29
230	3.8L	3770cc	SOHC L6	3.3438"	12	Continental Eng.		TD		1 Bbl./Gasoline	1965-1962	30
232	3.8L	3802cc	OHV L6	3.75"	12	AMC Eng.		E		1 Bbl./Gasoline	1979-1967	31
232	3.8L	3802cc	OHV L6	3.75"	12	AMC Eng.				1 Bbl./Gasoline	1968	32
232	3.8L	3802cc	OHV L6	3.75"	12	AMC Eng.		1L		1 Bbl./Gasoline	1969	33
232	3.8L	3802cc	OHV L6	3.75"	12	AMC Eng.		3L		1 Bbl./Gasoline	1969	33
232	3.8L	3802cc	OHV L6	3.75"	12	AMC Eng.		7L		1 Bbl./Gasoline	1965	34
232	3.8L	3802cc	OHV L6	3.75"	12	AMC Eng.		8L		1 Bbl./Gasoline	1966	35
232	3.8L	3802cc	OHV L6	3.75"	12	AMC Eng.		9L		1 Bbl./Gasoline	1967	36
258	4.2L	4229cc	OHV L6	3.75"	12	AMC Eng.	A			1 Bbl./Gasoline	1979-1971	37
258	4.2L	4229cc	OHV L6	3.75"	12	AMC Eng.	C			2 Bbl./Gasoline	1980-1977	38
304	5.0L	4982cc	OHV V8	3.75"	16	AMC Eng.	H			2 Bbl./Gasoline	1980-1971	39
327	5.4L	5360cc	OHV V8	4"	16	AMC Eng.	E			2 Bbl./Gasoline	1968-1965	40
327	5.4L	5360cc	OHV V8	4"	16	AMC Eng.	E			4 Bbl./Gasoline	1968-1965	41
350	5.7L	5736cc	OHV V8	3.8"	16	GMC Eng.	9		Buick	2 Bbl./Gasoline	1971-1969	42
350	5.7L	5736cc	OHV V8	3.8"	16	GMC Eng.	K		Buick	2 Bbl./Gasoline	1971	43
350	5.7L	5736cc	OHV V8	3.8"	16	GMC Eng.		KPO	Buick	2 Bbl./Gasoline	1968	44
350	5.7L	5736cc	OHV V8	3.8"	16	GMC Eng.		KRO	Buick	2 Bbl./Gasoline	1969	45
350	5.7L	5736cc	OHV V8	3.8"	16	GMC Eng.		KSO	Buick	2 Bbl./Gasoline	1970	46
350	5.7L	5736cc	OHV V8	3.8"	16	GMC Eng.		KTO	Buick	2 Bbl./Gasoline	1971	47

(continued on next page)

Jeep Truck (Incl. Jeep, Willys)

Engine Finding Index

CID	Litres	CC	Block Type	Bore	Valves	Mfg.	Vin	Eng. Code	Fuel Del. Type	Years	Line
360	5.9L	5899cc	OHV V8	4.08"	16	AMC Eng.	N		2 Bbl./Gasoline	1980-1970	48
360	5.9L	5899cc	OHV V8	4.08"	16	AMC Eng.	P		4 Bbl./Gasoline	1978-1973	49
401	6.6L	6571cc	OHV V8	4.165"	16	AMC Eng.	Z		4 Bbl./Gasoline	1978-1974	50

Engine Code Index

Eng. Code	CID	Litres	CC	Block Type	Bore	Valves	Mfg.	Vin	Mfg. Div.	Fuel Del. Type	Years	Line
1L	232	3.8L	3802cc	OHV L6	3.75"	12	AMC Eng.			1 Bbl./Gasoline	1968	32
3J	134	2.2L	2196cc	L-HEAD L4	3.125"	8	Jeep Eng.			1 Bbl./Gasoline	1968-1960	9
3L	232	3.8L	3802cc	OHV L6	3.75"	12	AMC Eng.			1 Bbl./Gasoline	1969	33
4J	134	2.2L	2196cc	F-HEAD L4	3.125"	8	Jeep Eng.			1 Bbl./Gasoline	1969-1960	6
7L	232	3.8L	3802cc	OHV L6	3.75"	12	AMC Eng.			1 Bbl./Gasoline	1965	34
8L	232	3.8L	3802cc	OHV L6	3.75"	12	AMC Eng.			1 Bbl./Gasoline	1966	35
9L	232	3.8L	3802cc	OHV L6	3.75"	12	AMC Eng.			1 Bbl./Gasoline	1967	36
AD	230	3.8L	3770cc	SOHC L6	3.3438"	12	Continental Eng.			1 Bbl./Gasoline	1965-1962	28
HC	225	3.7L	3688cc	OHV V6	3.75"	12	GMC Eng.		Buick	1 Bbl./Gasoline	1971	11
HC	225	3.7L	3688cc	OHV V6	3.75"	12	GMC Eng.		Buick	2 Bbl./Gasoline	1971	12
KPO	350	5.7L	5736cc	OHV V8	3.8"	16	GMC Eng.		Buick	2 Bbl./Gasoline	1968	44
KRO	350	5.7L	5736cc	OHV V8	3.8"	16	GMC Eng.		Buick	2 Bbl./Gasoline	1969	45
KSO	350	5.7L	5736cc	OHV V8	3.8"	16	GMC Eng.		Buick	2 Bbl./Gasoline	1970	46
KTO	350	5.7L	5736cc	OHV V8	3.8"	16	GMC Eng.		Buick	2 Bbl./Gasoline	1971	47
MH	225	3.7L	3688cc	OHV V6	3.75"	12	GMC Eng.		Buick	1 Bbl./Gasoline	1966	13
MH	225	3.7L	3688cc	OHV V6	3.75"	12	GMC Eng.		Buick	2 Bbl./Gasoline	1966	14
ND	230	3.8L	3770cc	SOHC L6	3.3438"	12	Continental Eng.			1 Bbl./Gasoline	1965-1962	29
NH	225	3.7L	3688cc	OHV V6	3.75"	12	GMC Eng.		Buick	1 Bbl./Gasoline	1967	15
NH	225	3.7L	3688cc	OHV V6	3.75"	12	GMC Eng.		Buick	2 Bbl./Gasoline	1967	16
PH	225	3.7L	3688cc	OHV V6	3.75"	12	GMC Eng.		Buick	1 Bbl./Gasoline	1968	17
PH	225	3.7L	3688cc	OHV V6	3.75"	12	GMC Eng.		Buick	2 Bbl./Gasoline	1968	18
RH	225	3.7L	3688cc	OHV V6	3.75"	12	GMC Eng.		Buick	1 Bbl./Gasoline	1969	19
RH	225	3.7L	3688cc	OHV V6	3.75"	12	GMC Eng.		Buick	2 Bbl./Gasoline	1969	20
SF	134	2.2L	2196cc	F-HEAD L4	3.125"	8	Jeep Eng.			1 Bbl./Gasoline	1970	7
SF	225	3.7L	3688cc	OHV V6	3.75"	12	GMC Eng.		Buick	1 Bbl./Gasoline	1970	21
SF	225	3.7L	3688cc	OHV V6	3.75"	12	GMC Eng.		Buick	2 Bbl./Gasoline	1970	22
SH	225	3.7L	3688cc	OHV V6	3.75"	12	GMC Eng.		Buick	1 Bbl./Gasoline	1970	23
SH	225	3.7L	3688cc	OHV V6	3.75"	12	GMC Eng.		Buick	2 Bbl./Gasoline	1970	24
TD	230	3.8L	3770cc	SOHC L6	3.3438"	12	Continental Eng.			1 Bbl./Gasoline	1965-1962	30

1 134 2.2L (2196cc) F-HEAD L4 Hurricane (8 Valve), 3.125" Bore (Jeep Eng.), 1 Bbl. "VIN 4" 1968-1967

QTY	TIMING	YEARS	PART NO.	DESCRIPTION
1	Crank Gear	68-67	221-2901	VINTAGE; 28 Teeth
1	Cam Gear	68-67	221-2900	VINTAGE; 56 Teeth
QTY	CAMSHAFT/LIFTER	YEARS	PART NO.	DESCRIPTION
1	Camshaft	68-67	CS-301	VINTAGE; Mechanical, (050) Duration at .050 Lobe Lift, 204 Exh., 198 Int.
1	Prelube		55-403 Std Only	1.5 oz. packet
1	Prelube		55-400 Std Only	4 oz. bottle; 1.5 oz. packet No. 55-403 also avail.
QTY	VALVE	YEARS	PART NO.	DESCRIPTION
4	Exhaust	68-67	V-1681 Std Only	VINTAGE; w/Rotocaps; Use w/Rotocaps; 1.4680" Head Dia., 0.3715" Stem Dia., 5.9130" O.A.L.
4	Intake	68-67	V-1060 Std Only	VINTAGE; 2.0000" Head Dia., 0.3733" Stem Dia., 4.7910" O.A.L.
QTY	VALVE GUIDE	YEARS	PART NO.	DESCRIPTION
4	Guide	68-67	VG-130 Std Only	VINTAGE; Loc. Exh.; 0.3750" ID, 3.0630" O.A.L
4	Guide	68-67	VG-460 Std Only	VINTAGE; Loc. Int.; 0.3750" ID, 2.3750" O.A.L
QTY	VALVE SPRING	YEARS	PART NO.	DESCRIPTION
4	Spring	68-67	VS-313 Std Only	VINTAGE; Loc. Exh.; 2.5000" Free Height
4	Spring	68-67	VS-415 Std Only	VINTAGE; Loc. Int.; 1.9700" Free Height
QTY	VALVE SEAL	YEARS	PART NO.	DESCRIPTION
4	Valve Stem Seal	68-67	MV-1551 Std Only	VINTAGE; Loc. Int.; O-Ring; Carton of 50; (RBB) Rubber
QTY	VALVE SEAT	YEARS	PART NO.	DESCRIPTION
4	Seat	68-67	245-2125-1 Std Only	Loc. Int.; 2.1305" OD, 1.8125" ID, 0.2480" Depth
4	Seat	68-67	245-1562-4 Std Only	VINTAGE; Loc. Exh.; 1.5670" OD, 1.3125" ID, 0.2480" Depth
QTY	VALVE, MISC	YEARS	PART NO.	DESCRIPTION
8	Keeper	68-67	VK-115A Std Only	Loc. Exh.; 1 groove; Square cut key groove; Carton pack 24
8	Keeper	68-67	VK-115 Std Only	Loc. Exh.; 1 groove; Square cut key groove; Carton pack 32
8	Keeper	68-67	VK-115R Std Only	Loc. Exh.; 1 groove; Square cut key groove; Hardened

(continued on next page)

Jeep Truck (Incl. Jeep, Willys)

134 2.2L (2196cc) F-HEAD L4 Hurricane (8 Valve), 3.125" Bore (Jeep Eng.), 1 Bbl. "VIN 4" 1968-1967 1
(cont.)

QTY	VALVE, MISC (cont.)	YEARS	PART NO.	DESCRIPTION
8	Keeper	68-67	VK-50 Std Only	VINTAGE; Loc. Int.
8	Keeper, Bulk	68-67	VK-115B Std Only	Loc. Exh.; 1 groove; Square cut key groove; Carton of 1000
B	PISTON	YEARS	PART NO.	DESCRIPTION
4	Cast Piston	68-67	88NP Std-20-30-40-60-80	VINTAGE; Cast; .812" Pin Dia.; 2 Rings 3/32 Groove, 1 Ring 3/16 Groove, 2.167 CD, Flat Head - 6.7:1 C.R.
4	Cast Piston - Individual	68-67	W88NP Std-20-30-40-60-80	VINTAGE; Cast; .812" Pin Dia.; 2 Rings 3/32 Groove, 1 Ring 3/16 Groove, 2.167 CD, Flat Head - 6.7:1 C.R.
B	RINGS	YEARS	PART NO.	DESCRIPTION
1	Premium Set	68-67	E-104KC Std-20-30-40-60	VINTAGE; 2-3/32, 1-3/16; Premium Chrome
1	Standard Set	68-67	E-104X Std-20-30-40-60-80	VINTAGE; 2-3/32, 1-3/16; Iron
B	SLEEVE	YEARS	PART NO.	DESCRIPTION
4	Repair Sleeve	68-67	SL-9M Std Only	VINTAGE; 3/32" wall, must be cut to correct length
B	ENGINE BEARINGS	YEARS	PART NO.	DESCRIPTION
1	Main Set	68-67	558M Std-10-20-30-40-50-60-70	VINTAGE
1	Rod Set	68-67	4-9955SB Std-10-20-30-40-50-60-70-80	VINTAGE
4	Rod Pair	68-67	9955SB Std-10-20-30-40-50-60-70-80	VINTAGE
1	Cam Set	68-67	1091M Std Only	VINTAGE
B	OIL PUMP	YEARS	PART NO.	DESCRIPTION
1	Oil Pump	68-67	224-41255	VINTAGE

134 2.2L (2196cc) F-HEAD L4 Hurricane (8 Valve), 3.125" Bore (Jeep Eng.), 1 Bbl. "VIN F" 1971-1970 2

QTY	TIMING	YEARS	PART NO.	DESCRIPTION
1	Crank Gear	71-70	221-2901	VINTAGE; 28 Teeth
1	Cam Gear	71-70	221-2900	VINTAGE; 56 Teeth
V	CAMSHAFT/LIFTER	YEARS	PART NO.	DESCRIPTION
1	Camshaft	71-70	CS-301	VINTAGE; Mechanical, (050) Duration at .050 Lobe Lift, 204 Exh., 198 Int.
1	Prelube		55-403 Std Only	1.5 oz. packet
1	Prelube		55-400 Std Only	4 oz. bottle; 1.5 oz. packet No. 55-403 also avail.
V	VALVE	YEARS	PART NO.	DESCRIPTION
4	Exhaust	71-70	V-1681 Std Only	VINTAGE; w/Rotocaps; Use w/Rotocaps; 1.4680" Head Dia., 0.3715" Stem Dia., 5.9130" O.A.L.
4	Intake	71-70	V-1060 Std Only	VINTAGE; 2.0000" Head Dia., 0.3733" Stem Dia., 4.7910" O.A.L.
V	VALVE GUIDE	YEARS	PART NO.	DESCRIPTION
4	Guide	71-70	VG-130 Std Only	VINTAGE; Loc. Exh.; 0.3750" ID, 3.0630" O.A.L
4	Guide	71-70	VG-460 Std Only	VINTAGE; Loc. Int.; 0.3750" ID, 2.3750" O.A.L
V	VALVE SPRING	YEARS	PART NO.	DESCRIPTION
4	Spring	71-70	VS-313 Std Only	VINTAGE; Loc. Exh.; 2.5000" Free Height
4	Spring	71-70	VS-415 Std Only	VINTAGE; Loc. Int.; 1.9700" Free Height
V	VALVE SEAL	YEARS	PART NO.	DESCRIPTION
4	Valve Stem Seal	71-70	MV-1551 Std Only	VINTAGE; Loc. Int.; O-Ring; Carton of 50; (RBB) Rubber
V	VALVE SEAT	YEARS	PART NO.	DESCRIPTION
4	Seat	71-70	245-2125-1 Std Only	Loc. Int.; 2.1305" OD, 1.8125" ID, 0.2480" Depth
4	Seat	71-70	245-1562-4 Std Only	VINTAGE; Loc. Exh.; 1.5670" OD, 1.3125" ID, 0.2480" Depth
V	VALVE, MISC	YEARS	PART NO.	DESCRIPTION
8	Keeper	71-70	VK-115A Std Only	Loc. Exh.; 1 groove; Square cut key groove; Carton pack 24
8	Keeper	71-70	VK-115 Std Only	Loc. Exh.; 1 groove; Square cut key groove; Carton pack 32
8	Keeper	71-70	VK-115R Std Only	Loc. Exh.; 1 groove; Square cut key groove; Hardened
8	Keeper	71-70	VK-50 Std Only	VINTAGE; Loc. Int.
8	Keeper, Bulk	71-70	VK-115B Std Only	Loc. Exh.; 1 groove; Square cut key groove; Carton of 1000
B	PISTON	YEARS	PART NO.	DESCRIPTION
4	Cast Piston	71-70	88NP Std-20-30-40-60-80	VINTAGE; Cast; .812" Pin Dia.; 2 Rings 3/32 Groove, 1 Ring 3/16 Groove, 2.167 CD, Flat Head - 6.7:1 C.R.
4	Cast Piston - Individual	71-70	W88NP Std-20-30-40-60-80	VINTAGE; Cast; .812" Pin Dia.; 2 Rings 3/32 Groove, 1 Ring 3/16 Groove, 2.167 CD, Flat Head - 6.7:1 C.R.
B	RINGS	YEARS	PART NO.	DESCRIPTION
1	Premium Set	71-70	E-104KC Std-20-30-40-60	VINTAGE; 2-3/32, 1-3/16; Premium Chrome
1	Standard Set	71-70	E-104X Std-20-30-40-60-80	VINTAGE; 2-3/32, 1-3/16; Iron
B	SLEEVE	YEARS	PART NO.	DESCRIPTION
4	Repair Sleeve	71-70	SL-9M Std Only	VINTAGE; 3/32" wall, must be cut to correct length

(continued on next page)

Jeep Truck (Incl. Jeep, Willys)

2 134 2.2L (2196cc) F-HEAD L4 Hurricane (8 Valve), 3.125" Bore (Jeep Eng.), 1 Bbl. "VIN F" 1971-1970 (cont.)

BLOCK	QTY	ENGINE BEARINGS	YEARS	PART NO.	DESCRIPTION	BLOCK
	1	Main Set	71-70	558M Std-10-20-30-40-50-60-70	VINTAGE	
	1	Rod Set	71-70	4-9955SB Std-10-20-30-40-50-60-70-80	VINTAGE	
	4	Rod Pair	71-70	9955SB Std-10-20-30-40-50-60-70-80	VINTAGE	
	1	Cam Set	71-70	1091M Std Only	VINTAGE	
QTY	OIL PUMP	YEARS	PART NO.	DESCRIPTION		
1	Oil Pump	71-70	224-41255	VINTAGE		

3 134 2.2L (2196cc) F-HEAD L4 Hurricane (8 Valve), 3.125" Bore (Jeep Eng.), 1 Bbl. "VIN J" 1968-1967

VALVE TRAIN	QTY	TIMING	YEARS	PART NO.	DESCRIPTION	VALVE TRAIN
	1	Crank Gear	68-67	221-2901	VINTAGE; 28 Teeth	
	1	Cam Gear	68-67	221-2900	VINTAGE; 56 Teeth	
	QTY	CAMSHAFT/LIFTER	YEARS	PART NO.	DESCRIPTION	
	1	Camshaft	68-67	CS-301	VINTAGE; Mechanical, (050) Duration at .050 Lobe Lift, 204 Exh., 198 Int.	
	1	Prelube		55-403 Std Only	1.5 oz. packet	
	1	Prelube		55-400 Std Only	4 oz. bottle; 1.5 oz. packet No. 55-403 also avail.	
	QTY	VALVE	YEARS	PART NO.	DESCRIPTION	
	4	Exhaust	68-67	V-1681 Std Only	VINTAGE; w/Rotocaps; Use w/Rotocaps; 1.4680" Head Dia., 0.3715" Stem Dia., 5.9130" O.A.L.	
	4	Intake	68-67	V-1060 Std Only	VINTAGE; 2.0000" Head Dia., 0.3733" Stem Dia., 4.7910" O.A.L.	
QTY	VALVE GUIDE	YEARS	PART NO.	DESCRIPTION		
4	Guide	68-67	VG-130 Std Only	VINTAGE; Loc. Exh.; 0.3750" ID, 3.0630" O.A.L.		
4	Guide	68-67	VG-460 Std Only	VINTAGE; Loc. Int.; 0.3750" ID, 2.3750" O.A.L.		
QTY	VALVE SPRING	YEARS	PART NO.	DESCRIPTION		
4	Spring	68-67	VS-313 Std Only	VINTAGE; Loc. Exh.; 2.5000" Free Height		
4	Spring	68-67	VS-415 Std Only	VINTAGE; Loc. Int.; 1.9700" Free Height		
QTY	VALVE SEAL	YEARS	PART NO.	DESCRIPTION		
4	Valve Stem Seal	68-67	MV-1551 Std Only	VINTAGE; Loc. Int.; O-Ring; Carton of 50; (RBB) Rubber		
QTY	VALVE SEAT	YEARS	PART NO.	DESCRIPTION		
4	Seat	68-67	245-2125-1 Std Only	Loc. Int.; 2.1305" OD, 1.8125" ID, 0.2480" Depth		
4	Seat	68-67	245-1562-4 Std Only	VINTAGE; Loc. Exh.; 1.5670" OD, 1.3125" ID, 0.2480" Depth		
QTY	VALVE, MISC	YEARS	PART NO.	DESCRIPTION		
8	Keeper	68-67	VK-115A Std Only	Loc. Exh.; 1 groove; Square cut key groove; Carton pack 24		
8	Keeper	68-67	VK-115 Std Only	Loc. Exh.; 1 groove; Square cut key groove; Carton pack 32		
8	Keeper	68-67	VK-115R Std Only	Loc. Exh.; 1 groove; Square cut key groove; Hardened		
8	Keeper	68-67	VK-50 Std Only	VINTAGE; Loc. Int.		
8	Keeper, Bulk	68-67	VK-115B Std Only	Loc. Exh.; 1 groove; Square cut key groove; Carton of 1000		

BLOCK	QTY	PISTON	YEARS	PART NO.	DESCRIPTION	BLOCK
	4	Cast Piston	68-67	88NP Std-20-30-40-60-80	VINTAGE; Cast; .812" Pin Dia.; 2 Rings 3/32 Groove, 1 Ring 3/16 Groove, 2.167 CD, Flat Head - 6.7:1 C.R.	
	4	Cast Piston - Individual	68-67	W88NP Std-20-30-40-60-80	VINTAGE; Cast; .812" Pin Dia.; 2 Rings 3/32 Groove, 1 Ring 3/16 Groove, 2.167 CD, Flat Head - 6.7:1 C.R.	
	QTY	RINGS	YEARS	PART NO.	DESCRIPTION	
	1	Premium Set	68-67	E-104KC Std-20-30-40-60	VINTAGE; 2-3/32, 1-3/16; Premium Chrome	
	1	Standard Set	68-67	E-104X Std-20-30-40-60-80	VINTAGE; 2-3/32, 1-3/16; Iron	
	QTY	SLEEVE	YEARS	PART NO.	DESCRIPTION	
4	Repair Sleeve	68-67	SL-9M Std Only	VINTAGE; 3/32" wall, must be cut to correct length		
QTY	ENGINE BEARINGS	YEARS	PART NO.	DESCRIPTION		
1	Main Set	68-67	558M Std-10-20-30-40-50-60-70	VINTAGE		
1	Rod Set	68-67	4-9955SB Std-10-20-30-40-50-60-70-80	VINTAGE		
4	Rod Pair	68-67	9955SB Std-10-20-30-40-50-60-70-80	VINTAGE		
1	Cam Set	68-67	1091M Std Only	VINTAGE		
QTY	OIL PUMP	YEARS	PART NO.	DESCRIPTION		
1	Oil Pump	68-67	224-41255	VINTAGE		

4 134 2.2L (2196cc) F-HEAD L4 Hurricane (8 Valve), 3.125" Bore (Jeep Eng.), 1 Bbl. "VIN R" 1973-1972

QTY	TIMING	YEARS	PART NO.	DESCRIPTION
1	Crank Gear	73-72	221-2901	VINTAGE; 28 Teeth

(continued on next page)

Jeep Truck (Incl. Jeep, Willys)

134 2.2L (2196cc) F-HEAD L4 Hurricane (8 Valve), 3.125" Bore (Jeep Eng.), 1 Bbl. "VIN R" 1973-1972 4 (cont.)

QTY	TIMING (cont.)	YEARS	PART NO.	DESCRIPTION
1	Cam Gear	73-72	221-2900	VINTAGE; 56 Teeth
QTY	CAMSHAFT/LIFTER	YEARS	PART NO.	DESCRIPTION
1	Camshaft	73-72	CS-301	VINTAGE; Mechanical, (050) Duration at .050 Lobe Lift, 204 Exh., 198 Int.
1	Prelube		55-403 Std Only	1.5 oz. packet
1	Prelube		55-400 Std Only	4 oz. bottle; 1.5 oz. packet No. 55-403 also avail.
QTY	VALVE	YEARS	PART NO.	DESCRIPTION
4	Exhaust	73-72	V-1681 Std Only	VINTAGE; w/Rotocaps; Use w/Rotocaps; 1.4680" Head Dia., 0.3715" Stem Dia., 5.9130" O.A.L.
4	Intake	73-72	V-1060 Std Only	VINTAGE; 2.0000" Head Dia., 0.3733" Stem Dia., 4.7910" O.A.L.
QTY	VALVE GUIDE	YEARS	PART NO.	DESCRIPTION
4	Guide	73-72	VG-130 Std Only	VINTAGE; Loc. Exh.; 0.3750" ID, 3.0630" O.A.L
4	Guide	73-72	VG-460 Std Only	VINTAGE; Loc. Int.; 0.3750" ID, 2.3750" O.A.L
QTY	VALVE SPRING	YEARS	PART NO.	DESCRIPTION
4	Spring	73-72	VS-313 Std Only	VINTAGE; Loc. Exh.; 2.5000" Free Height
4	Spring	73-72	VS-415 Std Only	VINTAGE; Loc. Int.; 1.9700" Free Height
QTY	VALVE SEAL	YEARS	PART NO.	DESCRIPTION
4	Valve Stem Seal	73-72	MV-1551 Std Only	VINTAGE; Loc. Int.; O-Ring; Carton of 50; (RBB) Rubber
QTY	VALVE SEAT	YEARS	PART NO.	DESCRIPTION
4	Seat	73-72	245-2125-1 Std Only	Loc. Int.; 2.1305" OD, 1.8125" ID, 0.2480" Depth
4	Seat	73-72	245-1562-4 Std Only	VINTAGE; Loc. Exh.; 1.5670" OD, 1.3125" ID, 0.2480" Depth
QTY	VALVE, MISC	YEARS	PART NO.	DESCRIPTION
8	Keeper	73-72	VK-115A Std Only	Loc. Exh.; 1 groove; Square cut key groove; Carton pack 24
8	Keeper	73-72	VK-115 Std Only	Loc. Exh.; 1 groove; Square cut key groove; Carton pack 32
8	Keeper	73-72	VK-115R Std Only	Loc. Exh.; 1 groove; Square cut key groove; Hardened
8	Keeper	73-72	VK-50 Std Only	VINTAGE; Loc. Int.
8	Keeper, Bulk	73-72	VK-115B Std Only	Loc. Exh.; 1 groove; Square cut key groove; Carton of 1000
QTY	PISTON	YEARS	PART NO.	DESCRIPTION
4	Cast Piston	73-72	88NP Std-20-30-40-60-80	VINTAGE; Cast; .812" Pin Dia.; 2 Rings 3/32 Groove, 1 Ring 3/16 Groove, 2.167 CD, Flat Head - 6.7:1 C.R.
4	Cast Piston - Individual	73-72	W88NP Std-20-30-40-60-80	VINTAGE; Cast; .812" Pin Dia.; 2 Rings 3/32 Groove, 1 Ring 3/16 Groove, 2.167 CD, Flat Head - 6.7:1 C.R.
QTY	RINGS	YEARS	PART NO.	DESCRIPTION
1	Premium Set	73-72	E-104KC Std-20-30-40-60	VINTAGE; 2-3/32, 1-3/16; Premium Chrome
1	Standard Set	73-72	E-104X Std-20-30-40-60-80	VINTAGE; 2-3/32, 1-3/16; Iron
QTY	SLEEVE	YEARS	PART NO.	DESCRIPTION
4	Repair Sleeve	73-72	SL-9M Std Only	VINTAGE; 3/32" wall, must be cut to correct length
QTY	ENGINE BEARINGS	YEARS	PART NO.	DESCRIPTION
1	Main Set	73-72	558M Std-10-20-30-40-50-60-70	VINTAGE
1	Rod Set	73-72	4-9955SB Std-10-20-30-40-50-60-70-80	VINTAGE
4	Rod Pair	73-72	9955SB Std-10-20-30-40-50-60-70-80	VINTAGE
1	Cam Set	73-72	1091M Std Only	VINTAGE
QTY	OIL PUMP	YEARS	PART NO.	DESCRIPTION
1	Oil Pump	73-72	224-41255	VINTAGE

134 2.2L (2196cc) F-HEAD L4 Hurricane (8 Valve), 3.125" Bore (Jeep Eng.), 1 Bbl. "VIN T" 1973-1972 5

QTY	TIMING	YEARS	PART NO.	DESCRIPTION
1	Crank Gear	73-72	221-2901	VINTAGE; 28 Teeth
1	Cam Gear	73-72	221-2900	VINTAGE; 56 Teeth
QTY	CAMSHAFT/LIFTER	YEARS	PART NO.	DESCRIPTION
1	Camshaft	73-72	CS-301	VINTAGE; Mechanical, (050) Duration at .050 Lobe Lift, 204 Exh., 198 Int.
1	Prelube		55-403 Std Only	1.5 oz. packet
1	Prelube		55-400 Std Only	4 oz. bottle; 1.5 oz. packet No. 55-403 also avail.
QTY	VALVE	YEARS	PART NO.	DESCRIPTION
4	Exhaust	73-72	V-1681 Std Only	VINTAGE; w/Rotocaps; Use w/Rotocaps; 1.4680" Head Dia., 0.3715" Stem Dia., 5.9130" O.A.L.
4	Intake	73-72	V-1060 Std Only	VINTAGE; 2.0000" Head Dia., 0.3733" Stem Dia., 4.7910" O.A.L.
QTY	VALVE GUIDE	YEARS	PART NO.	DESCRIPTION
4	Guide	73-72	VG-130 Std Only	VINTAGE; Loc. Exh.; 0.3750" ID, 3.0630" O.A.L

(continued on next page)

Jeep Truck (Incl. Jeep, Willys)

5 134 2.2L (2196cc) F-HEAD L4 Hurricane (8 Valve), 3.125" Bore (Jeep Eng.), 1 Bbl. "VIN T" 1973-1972
(cont.)

QTY	VALVE GUIDE (cont.)	YEARS	PART NO.	DESCRIPTION
4	VALVE SPRING	YEARS	PART NO.	DESCRIPTION
4	Spring	73-72	VS-313 Std Only	VINTAGE; Loc. Exh.; 2.5000" Free Height
4	Spring	73-72	VS-415 Std Only	VINTAGE; Loc. Int.; 1.9700" Free Height
4	VALVE SEAL	YEARS	PART NO.	DESCRIPTION
4	Valve Stem Seal	73-72	MV-1551 Std Only	VINTAGE; Loc. Int.; O-Ring; Carton of 50; (RBB) Rubber
4	VALVE SEAT	YEARS	PART NO.	DESCRIPTION
4	Seat	73-72	245-2125-1 Std Only	Loc. Int.; 2.1305" OD, 1.8125" ID, 0.2480" Depth
4	Seat	73-72	245-1562-4 Std Only	VINTAGE; Loc. Exh.; 1.5670" OD, 1.3125" ID, 0.2480" Depth
8	VALVE, MISC	YEARS	PART NO.	DESCRIPTION
8	Keeper	73-72	VK-115A Std Only	Loc. Exh.; 1 groove; Square cut key groove; Carton pack 24
8	Keeper	73-72	VK-115 Std Only	Loc. Exh.; 1 groove; Square cut key groove; Carton pack 32
8	Keeper	73-72	VK-115R Std Only	Loc. Exh.; 1 groove; Square cut key groove; Hardened
8	Keeper	73-72	VK-50 Std Only	VINTAGE; Loc. Int.
8	Keeper, Bulk	73-72	VK-115B Std Only	Loc. Exh.; 1 groove; Square cut key groove; Carton of 1000
4	PISTON	YEARS	PART NO.	DESCRIPTION
4	Cast Piston	73-72	88NP Std-20-30-40-60-80	VINTAGE; Cast; .812" Pin Dia.; 2 Rings 3/32 Groove, 1 Ring 3/16 Groove, 2.167 CD, Flat Head - 6.7:1 C.R.
4	Cast Piston - Individual	73-72	W88NP Std-20-30-40-60-80	VINTAGE; Cast; .812" Pin Dia.; 2 Rings 3/32 Groove, 1 Ring 3/16 Groove, 2.167 CD, Flat Head - 6.7:1 C.R.
1	RINGS	YEARS	PART NO.	DESCRIPTION
1	Premium Set	73-72	E-104KC Std-20-30-40-60	VINTAGE; 2-3/32, 1-3/16; Premium Chrome
1	Standard Set	73-72	E-104X Std-20-30-40-60-80	VINTAGE; 2-3/32, 1-3/16; Iron
4	SLEEVE	YEARS	PART NO.	DESCRIPTION
4	Repair Sleeve	73-72	SL-9M Std Only	VINTAGE; 3/32" wall, must be cut to correct length
1	ENGINE BEARINGS	YEARS	PART NO.	DESCRIPTION
1	Main Set	73-72	558M Std-10-20-30-40-50-60-70	VINTAGE
1	Rod Set	73-72	4-9955SB Std-10-20-30-40-50-60-70-80	VINTAGE
4	Rod Pair	73-72	9955SB Std-10-20-30-40-50-60-70-80	VINTAGE
1	Cam Set	73-72	1091M Std Only	VINTAGE
1	OIL PUMP	YEARS	PART NO.	DESCRIPTION
1	Oil Pump	73-72	224-41255	VINTAGE

6 134 2.2L (2196cc) F-HEAD L4 Hurricane (8 Valve), 3.125" Bore (Jeep Eng.), 1 Bbl. "Eng. Code 4J" 1969-1960

1	TIMING	YEARS	PART NO.	DESCRIPTION
1	Crank Gear	69-60	221-2901	VINTAGE; 28 Teeth
1	Cam Gear	69-60	221-2900	VINTAGE; 56 Teeth
1	CAMSHAFT/LIFTER	YEARS	PART NO.	DESCRIPTION
1	Camshaft	69-60	CS-301	VINTAGE; Mechanical, (050) Duration at .050 Lobe Lift, 204 Exh., 198 Int.
1	Prelube		55-403 Std Only	1.5 oz. packet
1	Prelube		55-400 Std Only	4 oz. bottle; 1.5 oz. packet No. 55-403 also avail.
4	VALVE	YEARS	PART NO.	DESCRIPTION
4	Exhaust	69-60	V-1681 Std Only	VINTAGE; w/Rotocaps; Use w/Rotocaps; 1.4680" Head Dia., 0.3715" Stem Dia., 5.9130" O.A.L.
4	Intake	69-60	V-1060 Std Only	VINTAGE; 2.0000" Head Dia., 0.3733" Stem Dia., 4.7910" O.A.L.
4	VALVE GUIDE	YEARS	PART NO.	DESCRIPTION
4	Guide	69-60	VG-130 Std Only	VINTAGE; Loc. Exh.; 0.3750" ID, 3.0630" O.A.L
4	Guide	69-60	VG-460 Std Only	VINTAGE; Loc. Int.; 0.3750" ID, 2.3750" O.A.L
4	VALVE SPRING	YEARS	PART NO.	DESCRIPTION
4	Spring	69-60	VS-313 Std Only	VINTAGE; Loc. Exh.; 2.5000" Free Height
4	Spring	69-60	VS-415 Std Only	VINTAGE; Loc. Int.; 1.9700" Free Height
4	VALVE SEAL	YEARS	PART NO.	DESCRIPTION
4	Valve Stem Seal	69-60	MV-1551 Std Only	VINTAGE; Loc. Int.; O-Ring; Carton of 50; (RBB) Rubber
4	VALVE SEAT	YEARS	PART NO.	DESCRIPTION
4	Seat	69-60	245-2125-1 Std Only	Loc. Int.; 2.1305" OD, 1.8125" ID, 0.2480" Depth
4	Seat	69-60	245-1562-4 Std Only	VINTAGE; Loc. Exh.; 1.5670" OD, 1.3125" ID, 0.2480" Depth
8	VALVE, MISC	YEARS	PART NO.	DESCRIPTION
8	Keeper	69-60	VK-115A Std Only	Loc. Exh.; 1 groove; Square cut key groove; Carton pack 24
8	Keeper	69-60	VK-115 Std Only	Loc. Exh.; 1 groove; Square cut key groove; Carton pack 32

(continued on next page)

Jeep Truck (Incl. Jeep, Willys)

134 2.2L (2196cc) F-HEAD L4 Hurricane (8 Valve), 3.125" Bore (Jeep Eng.), 1 Bbl. "Eng. Code 4J" 1969-1960 **6**
(cont.)

QTY	VALVE, MISC (cont.)	YEARS	PART NO.	DESCRIPTION
8	Keeper	69-60	VK-115R Std Only	Loc. Exh.; 1 groove; Square cut key groove; Hardened
8	Keeper	69-60	VK-50 Std Only	VINTAGE; Loc. Int.
8	Keeper, Bulk	69-60	VK-115B Std Only	Loc. Exh.; 1 groove; Square cut key groove; Carton of 1000
QTY	PISTON	YEARS	PART NO.	DESCRIPTION
4	Cast Piston	69-60	88NP Std-20-30-40-60-80	VINTAGE; Cast; .812" Pin Dia.; 2 Rings 3/32 Groove, 1 Ring 3/16 Groove, 2.167 CD, Flat Head - 6.7:1 C.R.
4	Cast Piston - Individual	69-60	W88NP Std-20-30-40-60-80	VINTAGE; Cast; .812" Pin Dia.; 2 Rings 3/32 Groove, 1 Ring 3/16 Groove, 2.167 CD, Flat Head - 6.7:1 C.R.
QTY	RINGS	YEARS	PART NO.	DESCRIPTION
1	Premium Set	69-60	E-104KC Std-20-30-40-60	VINTAGE; 2-3/32, 1-3/16; Premium Chrome
1	Standard Set	69-60	E-104X Std-20-30-40-60-80	VINTAGE; 2-3/32, 1-3/16; Iron
QTY	SLEEVE	YEARS	PART NO.	DESCRIPTION
4	Repair Sleeve	69-60	SL-9M Std Only	VINTAGE; 3/32" wall, must be cut to correct length
QTY	ENGINE BEARINGS	YEARS	PART NO.	DESCRIPTION
1	Main Set	69-60	558M Std-10-20-30-40-50-60-70	VINTAGE
1	Rod Set	69-60	4-9955SB Std-10-20-30-40-50-60-70-80	VINTAGE
4	Rod Pair	69-60	9955SB Std-10-20-30-40-50-60-70-80	VINTAGE
1	Cam Set	69-60	1091M Std Only	VINTAGE
QTY	OIL PUMP	YEARS	PART NO.	DESCRIPTION
1	Oil Pump	69-60	224-41255	VINTAGE

134 2.2L (2196cc) F-HEAD L4 Hurricane (8 Valve), 3.125" Bore (Jeep Eng.), 1 Bbl. "Eng. Code SF" 1970 **7**

QTY	TIMING	YEARS	PART NO.	DESCRIPTION
1	Crank Gear	70	221-2901	VINTAGE; 28 Teeth
1	Cam Gear	70	221-2900	VINTAGE; 56 Teeth
QTY	CAMSHAFT/LIFTER	YEARS	PART NO.	DESCRIPTION
1	Camshaft	70	CS-301	VINTAGE; Mechanical, (050) Duration at .050 Lobe Lift, 204 Exh., 198 Int.
1	Prelube		55-403 Std Only	1.5 oz. packet
1	Prelube		55-400 Std Only	4 oz. bottle; 1.5 oz. packet No. 55-403 also avail.
QTY	VALVE	YEARS	PART NO.	DESCRIPTION
4	Exhaust	70	V-1681 Std Only	VINTAGE; w/Rotocaps; Use w/Rotocaps; 1.4680" Head Dia., 0.3715" Stem Dia., 5.9130" O.A.L.
4	Intake	70	V-1060 Std Only	VINTAGE; 2.0000" Head Dia., 0.3733" Stem Dia., 4.7910" O.A.L.
QTY	VALVE GUIDE	YEARS	PART NO.	DESCRIPTION
4	Guide	70	VG-130 Std Only	VINTAGE; Loc. Exh.; 0.3750" ID, 3.0630" O.A.L.
4	Guide	70	VG-460 Std Only	VINTAGE; Loc. Int.; 0.3750" ID, 2.3750" O.A.L.
QTY	VALVE SPRING	YEARS	PART NO.	DESCRIPTION
4	Spring	70	VS-313 Std Only	VINTAGE; Loc. Exh.; 2.5000" Free Height
4	Spring	70	VS-415 Std Only	VINTAGE; Loc. Int.; 1.9700" Free Height
QTY	VALVE SEAL	YEARS	PART NO.	DESCRIPTION
4	Valve Stem Seal	70	MV-1551 Std Only	VINTAGE; Loc. Int.; O-Ring; Carton of 50; (RBB) Rubber
QTY	VALVE SEAT	YEARS	PART NO.	DESCRIPTION
4	Seat	70	245-2125-1 Std Only	Loc. Int.; 2.1305" OD, 1.8125" ID, 0.2480" Depth
4	Seat	70	245-1562-4 Std Only	VINTAGE; Loc. Exh.; 1.5670" OD, 1.3125" ID, 0.2480" Depth
QTY	VALVE, MISC	YEARS	PART NO.	DESCRIPTION
8	Keeper	70	VK-115A Std Only	Loc. Exh.; 1 groove; Square cut key groove; Carton pack 24
8	Keeper	70	VK-115 Std Only	Loc. Exh.; 1 groove; Square cut key groove; Carton pack 32
8	Keeper	70	VK-115R Std Only	Loc. Exh.; 1 groove; Square cut key groove; Hardened
8	Keeper	70	VK-50 Std Only	VINTAGE; Loc. Int.
8	Keeper, Bulk	70	VK-115B Std Only	Loc. Exh.; 1 groove; Square cut key groove; Carton of 1000
QTY	PISTON	YEARS	PART NO.	DESCRIPTION
4	Cast Piston	70	88NP Std-20-30-40-60-80	VINTAGE; Cast; .812" Pin Dia.; 2 Rings 3/32 Groove, 1 Ring 3/16 Groove, 2.167 CD, Flat Head - 6.7:1 C.R.
4	Cast Piston - Individual	70	W88NP Std-20-30-40-60-80	VINTAGE; Cast; .812" Pin Dia.; 2 Rings 3/32 Groove, 1 Ring 3/16 Groove, 2.167 CD, Flat Head - 6.7:1 C.R.
QTY	RINGS	YEARS	PART NO.	DESCRIPTION
1	Premium Set	70	E-104KC Std-20-30-40-60	VINTAGE; 2-3/32, 1-3/16; Premium Chrome
1	Standard Set	70	E-104X Std-20-30-40-60-80	VINTAGE; 2-3/32, 1-3/16; Iron
QTY	SLEEVE	YEARS	PART NO.	DESCRIPTION
4	Repair Sleeve	70	SL-9M Std Only	VINTAGE; 3/32" wall, must be cut to correct length

(continued on next page)

Jeep Truck (Incl. Jeep, Willys)

7 134 2.2L (2196cc) F-HEAD L4 Hurricane (8 Valve), 3.125" Bore (Jeep Eng.), 1 Bbl. "Eng. Code SF" 1970						
(cont.)						
B L O C K	QTY	ENGINE BEARINGS	YEARS	PART NO.	DESCRIPTION	
	1	Main Set	70	558M Std-10-20-30-40-50-60-70	VINTAGE	
	1	Rod Set	70	4-9955SB Std-10-20-30-40-50-60-70-80	VINTAGE	
	4	Rod Pair	70	9955SB Std-10-20-30-40-50-60-70-80	VINTAGE	
	1	Cam Set	70	1091M Std Only	VINTAGE	
QTY	OIL PUMP	YEARS	PART NO.	DESCRIPTION		
1	Oil Pump	70	224-41255	VINTAGE		
8 134 2.2L (2196cc) F-HEAD L4 Hurricane (8 Valve), 3.125" Bore (Jeep Eng.), 1 Bbl. 1966-1952						
V A L V E T R A I N	QTY	TIMING	YEARS	PART NO.	DESCRIPTION	
	1	Crank Gear	66-54	221-2901	VINTAGE; 28 Teeth	
	1	Crank Gear	53	221-2901	VINTAGE; From Eng. No. 44417; 28 Teeth	
	1	Crank Gear	52	221-2901	Jeep Willys 1-Ton; VINTAGE; 28 Teeth	
	1	Cam Gear	66-53	221-2900	VINTAGE; 56 Teeth	
	1	Cam Gear	52	221-2900	Jeep Willys 1-Ton; VINTAGE; 56 Teeth	
	QTY	CAMSHAFT/LIFTER	YEARS	PART NO.	DESCRIPTION	
	1	Camshaft	66-53	CS-301	VINTAGE; Mechanical, (050) Duration at .050 Lobe Lift, 204 Exh., 198 Int.	
	1	Prelube		55-403 Std Only	1.5 oz. packet	
	1	Prelube		55-400 Std Only	4 oz. bottle; 1.5 oz. packet No. 55-403 also avail.	
	QTY	VALVE	YEARS	PART NO.	DESCRIPTION	
	4	Exhaust	66-53	V-1681 Std Only	VINTAGE; w/Rotocaps; Use w/Rotocaps; 1.4680" Head Dia., 0.3715" Stem Dia., 5.9130" O.A.L.	
	4	Intake	66-53	V-1060 Std Only	VINTAGE; 2.0000" Head Dia., 0.3733" Stem Dia., 4.7910" O.A.L.	
	QTY	VALVE GUIDE	YEARS	PART NO.	DESCRIPTION	
	4	Guide	66-53	VG-130 Std Only	VINTAGE; Loc. Exh.; 0.3750" ID, 3.0630" O.A.L.	
4	Guide	66-53	VG-460 Std Only	VINTAGE; Loc. Int.; 0.3750" ID, 2.3750" O.A.L.		
QTY	VALVE SPRING	YEARS	PART NO.	DESCRIPTION		
4	Spring	66-53	VS-313 Std Only	VINTAGE; Loc. Exh.; 2.5000" Free Height		
4	Spring	66-53	VS-415 Std Only	VINTAGE; Loc. Int.; 1.9700" Free Height		
QTY	VALVE SEAL	YEARS	PART NO.	DESCRIPTION		
4	Valve Stem Seal	66-53	MV-1551 Std Only	VINTAGE; Loc. Int.; O-Ring; Carton of 50; (RBB) Rubber		
QTY	VALVE SEAT	YEARS	PART NO.	DESCRIPTION		
4	Seat	66-53	245-2125-1 Std Only	Loc. Int.; 2.1305" OD, 1.8125" ID, 0.2480" Depth		
4	Seat	66-53	245-1562-4 Std Only	VINTAGE; Loc. Exh.; 1.5670" OD, 1.3125" ID, 0.2480" Depth		
QTY	VALVE, MISC	YEARS	PART NO.	DESCRIPTION		
8	Keeper	66-53	VK-115A Std Only	Loc. Exh.; 1 groove; Square cut key groove; Carton pack 24		
8	Keeper	66-53	VK-115 Std Only	Loc. Exh.; 1 groove; Square cut key groove; Carton pack 32		
8	Keeper	66-53	VK-115R Std Only	Loc. Exh.; 1 groove; Square cut key groove; Hardened		
8	Keeper	66-53	VK-50 Std Only	VINTAGE; Loc. Int.		
8	Keeper, Bulk	66-53	VK-115B Std Only	Loc. Exh.; 1 groove; Square cut key groove; Carton of 1000		
B L O C K	QTY	PISTON	YEARS	PART NO.	DESCRIPTION	
	4	Cast Piston	66-53	88NP Std-20-30-40-60-80	VINTAGE; Cast; .812" Pin Dia.; 2 Rings 3/32 Groove, 1 Ring 3/16 Groove, 2.167 CD, Flat Head - 6.7:1 C.R.	
	4	Cast Piston - Individual	66-53	W88NP Std-20-30-40-60-80	VINTAGE; Cast; .812" Pin Dia.; 2 Rings 3/32 Groove, 1 Ring 3/16 Groove, 2.167 CD, Flat Head - 6.7:1 C.R.	
	QTY	RINGS	YEARS	PART NO.	DESCRIPTION	
	1	Premium Set	66-53	E-104KC Std-20-30-40-60	VINTAGE; 2-3/32, 1-3/16; Premium Chrome	
	1	Standard Set	66-53	E-104X Std-20-30-40-60-80	VINTAGE; 2-3/32, 1-3/16; Iron	
	QTY	SLEEVE	YEARS	PART NO.	DESCRIPTION	
	4	Repair Sleeve	66-53	SL-9M Std Only	VINTAGE; 3/32" wall, must be cut to correct length	
	QTY	ENGINE BEARINGS	YEARS	PART NO.	DESCRIPTION	
	1	Main Set	66-53	558M Std-10-20-30-40-50-60-70	VINTAGE	
1	Rod Set	66-53	4-9955SB Std-10-20-30-40-50-60-70-80	VINTAGE		
4	Rod Pair	66-53	9955SB Std-10-20-30-40-50-60-70-80	VINTAGE		
1	Cam Set	66-53	1091M Std Only	VINTAGE		
QTY	OIL PUMP	YEARS	PART NO.	DESCRIPTION		
1	Oil Pump	66-53	224-41255	VINTAGE		

Jeep Truck (Incl. Jeep, Willys)

134 2.2L (2196cc) L-HEAD L4 Lightning (8 Valve), 3.125" Bore (Jeep Eng.), 1 Bbl. "Eng. Code 3J" 1968-1960 9

VALVE TRAIN	QTY	TIMING	YEARS	PART NO.	DESCRIPTION	VALVE TRAIN
	1	Crank Gear	68-60	221-2901	VINTAGE; 28 Teeth	
	1	Cam Gear	68-60	221-2900	VINTAGE; 56 Teeth	
	4	Exhaust	68-60	V-340 Std Only	VINTAGE; 1.4690" Head Dia., 0.3715" Stem Dia., 5.8100" O.A.L.	
	4	Intake	68-60	V-341 Std Only	VINTAGE; 1.5310" Head Dia., 0.3725" Stem Dia., 5.8100" O.A.L.	
	4	VALVE GUIDE	YEARS	PART NO.	DESCRIPTION	
	4	Guide	68-60	VG-130 Std Only	VINTAGE; Loc. Exh.; 0.3750" ID, 3.0630" O.A.L	
	4	Guide	68-60	VG-338 Std Only	VINTAGE; Loc. Int.; 0.3750" ID, 2.7500" O.A.L	
	4	VALVE SPRING	YEARS	PART NO.	DESCRIPTION	
	4	Spring	68-60	VS-313 Std Only	VINTAGE; Loc. Exh.; 2.5000" Free Height	
	4	Spring	68-60	VS-313 Std Only	VINTAGE; Loc. Int.; 2.5000" Free Height	
	4	VALVE SEAT	YEARS	PART NO.	DESCRIPTION	
	4	Seat	68-60	245-1562-1 Std Only	Loc. Exh.; 1.5675" OD, 1.3125" ID, 0.2160" Depth	
	4	Seat	68-60	245-1562-1N Std Only	Loc. Exh.; Premium Material; 1.5675" OD, 1.3125" ID, 0.2160" Depth	
	8	VALVE, MISC	YEARS	PART NO.	DESCRIPTION	
	8	Keeper	68-60	VK-50 Std Only	VINTAGE; Loc. Exh.	
	8	Keeper	68-60	VK-50 Std Only	VINTAGE; Loc. Int.	
	4	PISTON	YEARS	PART NO.	DESCRIPTION	
	4	Cast Piston	68-60	88NP Std-20-30-40-60-80	VINTAGE; Cast; .812" Pin Dia.; 2 Rings 3/32 Groove, 1 Ring 3/16 Groove, 2.167 CD, Flat Head - 6.7:1 C.R.	
	4	Cast Piston - Individual	68-60	W88NP Std-20-30-40-60-80	VINTAGE; Cast; .812" Pin Dia.; 2 Rings 3/32 Groove, 1 Ring 3/16 Groove, 2.167 CD, Flat Head - 6.7:1 C.R.	
	1	RINGS	YEARS	PART NO.	DESCRIPTION	
	1	Premium Set	68-60	E-104KC Std-20-30-40-60	VINTAGE; 2-3/32, 1-3/16; Premium Chrome	
	1	Standard Set	68-60	E-104X Std-20-30-40-60-80	VINTAGE; 2-3/32, 1-3/16; Iron	
	4	SLEEVE	YEARS	PART NO.	DESCRIPTION	
	4	Repair Sleeve	66-60	SL-9M Std Only	VINTAGE; 3/32" wall, must be cut to correct length	
	1	ENGINE BEARINGS	YEARS	PART NO.	DESCRIPTION	
	1	Main Set	68-60	558M Std-10-20-30-40-50-60-70	VINTAGE	
	1	Rod Set	68-60	4-9955SB Std-10-20-30-40-50-60-70-80	VINTAGE	
	4	Rod Pair	68-60	9955SB Std-10-20-30-40-50-60-70-80	VINTAGE	
	1	Cam Set	68-60	1091M Std Only	VINTAGE	
	1	OIL PUMP	YEARS	PART NO.	DESCRIPTION	
	1	Oil Pump	68-60	224-41255	VINTAGE	

134 2.2L (2196cc) L-HEAD L4 Lightning (8 Valve), 3.125" Bore (Jeep Eng.), 1 Bbl. 1968-1941 10

VALVE TRAIN	QTY	TIMING	YEARS	PART NO.	DESCRIPTION	VALVE TRAIN
	1	Crank Gear	68-42	221-2901	VINTAGE; 28 Teeth	
	1	Crank Gear	41	221-2901	VINTAGE; From Eng. No. 44417; 28 Teeth	
	1	Cam Gear	68-46	221-2900	VINTAGE; 56 Teeth	
	4	VALVE	YEARS	PART NO.	DESCRIPTION	
	4	Exhaust	68-46	V-340 Std Only	VINTAGE; 1.4690" Head Dia., 0.3715" Stem Dia., 5.8100" O.A.L.	
	4	Exhaust	42-41	V-340 Std Only	VINTAGE; 1.4690" Head Dia., 0.3715" Stem Dia., 5.8100" O.A.L.	
	4	Intake	68-46	V-341 Std Only	VINTAGE; 1.5310" Head Dia., 0.3725" Stem Dia., 5.8100" O.A.L.	
	4	Intake	42-41	V-341 Std Only	VINTAGE; 1.5310" Head Dia., 0.3725" Stem Dia., 5.8100" O.A.L.	
	4	VALVE GUIDE	YEARS	PART NO.	DESCRIPTION	
	4	Guide	68-46	VG-130 Std Only	VINTAGE; Loc. Exh.; 0.3750" ID, 3.0630" O.A.L	
	4	Guide	68-46	VG-338 Std Only	VINTAGE; Loc. Int.; 0.3750" ID, 2.7500" O.A.L	
	4	Guide	42-41	VG-130 Std Only	VINTAGE; Loc. Exh.; 0.3750" ID, 3.0630" O.A.L	
	4	Guide	42-41	VG-338 Std Only	VINTAGE; Loc. Int.; 0.3750" ID, 2.7500" O.A.L	
	4	VALVE SPRING	YEARS	PART NO.	DESCRIPTION	
	4	Spring	68-46	VS-313 Std Only	VINTAGE; Loc. Exh.; 2.5000" Free Height	
	4	Spring	68-46	VS-313 Std Only	VINTAGE; Loc. Int.; 2.5000" Free Height	
	4	VALVE SEAT	YEARS	PART NO.	DESCRIPTION	
	4	Seat	68-46	245-1562-1 Std Only	Loc. Exh.; 1.5675" OD, 1.3125" ID, 0.2160" Depth	
	4	Seat	68-46	245-1562-1N Std Only	Loc. Exh.; Premium Material; 1.5675" OD, 1.3125" ID, 0.2160" Depth	
	4	Seat	42-41	245-1625-1 Std Only	Loc. Int.; 1.6300" OD, 1.3750" ID, 0.2160" Depth	

(continued on next page)

Jeep Truck (Incl. Jeep, Willys)

10 134 2.2L (2196cc) L-HEAD L4 Lightning (8 Valve), 3.125" Bore (Jeep Eng.), 1 Bbl. 1968-1941
(cont.)

QTY	VALVE SEAT (cont.)	YEARS	PART NO.	DESCRIPTION
4	Seat	42-41	245-1625-1N Std Only	Loc. Int.; Premium Material; 1.6300" OD, 1.3750" ID, 0.2160" Depth
QTY	VALVE, MISC	YEARS	PART NO.	DESCRIPTION
8	Keeper	68-46	VK-50 Std Only	VINTAGE; Loc. Exh.
8	Keeper	68-46	VK-50 Std Only	VINTAGE; Loc. Int.
8	Keeper	42-41	VK-50 Std Only	VINTAGE; Loc. Exh.
8	Keeper	42-41	VK-50 Std Only	VINTAGE; Loc. Int.
QTY	PISTON	YEARS	PART NO.	DESCRIPTION
4	Cast Piston	68-46	88NP Std-20-30-40-60-80	VINTAGE; Cast; .812" Pin Dia.; 2 Rings 3/32 Groove, 1 Ring 3/16 Groove, 2.167 CD, Flat Head - 6.7:1 C.R.
4	Cast Piston	42-41	88NP Std-20-30-40-60-80	VINTAGE; Cast; .812" Pin Dia.; 2 Rings 3/32 Groove, 1 Ring 3/16 Groove, 2.167 CD, Flat Head - 6.7:1 C.R.
4	Cast Piston - Individual	68-46	W88NP Std-20-30-40-60-80	VINTAGE; Cast; .812" Pin Dia.; 2 Rings 3/32 Groove, 1 Ring 3/16 Groove, 2.167 CD, Flat Head - 6.7:1 C.R.
4	Cast Piston - Individual	42-41	W88NP Std-20-30-40-60-80	VINTAGE; Cast; .812" Pin Dia.; 2 Rings 3/32 Groove, 1 Ring 3/16 Groove, 2.167 CD, Flat Head - 6.7:1 C.R.
QTY	RINGS	YEARS	PART NO.	DESCRIPTION
1	Premium Set	68-46	E-104KC Std-20-30-40-60	VINTAGE; 2-3/32, 1-3/16; Premium Chrome
1	Premium Set	42-41	E-104KC Std-20-30-40-60	VINTAGE; 2-3/32, 1-3/16; Premium Chrome
1	Standard Set	68-46	E-104X Std-20-30-40-60-80	VINTAGE; 2-3/32, 1-3/16; Iron
1	Standard Set	42-41	E-104X Std-20-30-40-60-80	VINTAGE; 2-3/32, 1-3/16; Iron
QTY	SLEEVE	YEARS	PART NO.	DESCRIPTION
4	Repair Sleeve	66-46	SL-9M Std Only	VINTAGE; 3/32" wall, must be cut to correct length
4	Repair Sleeve	42-41	SL-9M Std Only	VINTAGE; 3/32" wall, must be cut to correct length
QTY	ENGINE BEARINGS	YEARS	PART NO.	DESCRIPTION
1	Main Set	68-46	558M Std-10-20-30-40-50-60-70	VINTAGE
1	Main Set	42-41	558M Std-10-20-30-40-50-60-70	VINTAGE
1	Rod Set	68-46	4-9955SB Std-10-20-30-40-50-60-70-80	VINTAGE
1	Rod Set	42-41	4-9955SB Std-10-20-30-40-50-60-70-80	VINTAGE
4	Rod Pair	68-46	9955SB Std-10-20-30-40-50-60-70-80	VINTAGE
4	Rod Pair	42-41	9955SB Std-10-20-30-40-50-60-70-80	VINTAGE
1	Cam Set	68-46	1091M Std Only	VINTAGE
1	Cam Set	42-41	1091M Std Only	VINTAGE
QTY	OIL PUMP	YEARS	PART NO.	DESCRIPTION
1	Oil Pump	68-47	224-41255	VINTAGE
1	Oil Pump	46	224-41255	VINTAGE; From Ser. No. 44417

11 225 3.7L (3688cc) OHV V6 (12 Valve) (Buick), 3.75" Bore (GMC Eng.), 1 Bbl. "Eng. Code HC" 1971

QTY	TIMING	YEARS	PART NO.	DESCRIPTION
1	3 Piece Set	71	KT3-359S	VINTAGE; (1) 222-359; (1) 223-323; (1) 223-334
1	Timing Chain	71	222-359	54 Links
1	Crank Sprocket	71	223-323	20 Teeth
QTY	CAMSHAFT/LIFTER	YEARS	PART NO.	DESCRIPTION
12	Lifter	71	HT-896 Std Only	VINTAGE; Hyd.
12	Lifter, Bulk	71	HT-896B Std Only	VINTAGE; Hyd.; Carton of 126
QTY	PUSH ROD	YEARS	PART NO.	DESCRIPTION
12	Push Rod	71	RP-3173 Std Only	VINTAGE; 8.7230" O.A.L.
QTY	VALVE	YEARS	PART NO.	DESCRIPTION
6	Exhaust	71	V-1744 Std Only	VINTAGE; 1.3750" Head Dia., 0.3401" Stem Dia., 4.5430" O.A.L.
6	Intake	71	V-1745 Std Only	VINTAGE; 1.6250" Head Dia., 0.3410" Stem Dia., 4.5430" O.A.L.
QTY	VALVE GUIDE	YEARS	PART NO.	DESCRIPTION
12	Guide	71	VG-5002 Std Only	0.3420" ID, 3.0600" O.A.L
6	Guide	71	VG-5051T Std Only	Loc. Int.; Threaded; 0.3440" ID, 2.5000" O.A.L
12	Guide	71	VG-5002T Std Only	Threaded; 0.3430" ID, 3.0630" O.A.L
6	Guide	71	VG-5069H Std Only	VINTAGE; Loc. Exh.; Threaded; Hardened; 0.3430" ID, 2.5000" O.A.L
12	Guide, Bulk	71	VG-5002B Std Only	Carton of 50; 0.3420" ID, 3.0600" O.A.L
12	Guide, Bulk	71	VG-5002TB Std Only	Threaded; Carton of 50; 0.3430" ID, 3.0630" O.A.L

(continued on next page)

Jeep Truck (Incl. Jeep, Willys)

225 3.7L (3688cc) OHV V6 (12 Valve) (Buick), 3.75" Bore (GMC Eng.), 1 Bbl. "Eng. Code HC" 1971 11 (cont.)

QTY	VALVE SPRING	YEARS	PART NO.	DESCRIPTION
12	Spring	71	VS-644 Std Only	VINTAGE; 2.0300" Free Height
12	Valve Stem Seal	71	ST-2001 Std Only	Positive type; Installation requires valve guide machining; (RBBTF) Rubber/PTFE
12	Valve Stem Seal Bulk	71	ST-2001BC Std Only	Positive type; Installation requires valve guide machining; Carton of 100; (RBBTF) Rubber/PTFE
6	Seat	71	245-1437-3 Std Only	Loc. Exh.; 1.4425" OD, 1.1880" ID, 0.2160" Depth
6	Seat	71	245-1437-3N Std Only	Loc. Exh.; Premium Material; 1.4425" OD, 1.1880" ID, 0.2160" Depth
6	Seat	71	245-1750-1N Std Only	Loc. Int.; Premium Material; 1.7555" OD, 1.5000" ID, 0.2480" Depth
6	Seat	71	245-1750-1 Std Only	VINTAGE; Loc. Int.; 1.7555" OD, 1.5000" ID, 0.2480" Depth
6	Cast Piston	71	1110P Std-20-30-40-60	VINTAGE; Cast; .9397" Pin Dia.; 2 Rings 5/64 Groove, 1 Ring 3/16 Groove, 1.835 CD, Recessed Head .227 deep x 3.050 dia. - 8.4:1 C.R.
6	Cast Piston - Individual	71	W1110P Std-30-40-60	VINTAGE; Cast; .9397" Pin Dia.; 2 Rings 5/64 Groove, 1 Ring 3/16 Groove, 1.835 CD, Recessed Head .227 deep x 3.050 dia. - 8.4:1 C.R.
1	Premium Set	71	E-222K Std-20-30-40-60	2-5/64, 1-3/16; Premium Moly
1	Standard Set	71	E-222X Std-20-30-40-60	2-5/64, 1-3/16; Iron
6	Repair Sleeve	71	SL-19M Std Only	3/32" wall, must be cut to correct length
1	Main Set	71	7144MA Std-10-20-30-40	A-Series aluminum bearings
1	Main Set	71	7150MA 10 10-20	A-Series aluminum bearings; .020" O/S length flange brg.
1	Rod Set	71	6-2500RAA Std-10-20-30-40	VINTAGE; A-Series aluminum bearings
6	Rod Pair	71	2500RAA Std-2-10-20-30-40	A-Series aluminum bearings
1	Cam Set	71	1205M Std Only	VINTAGE
1	Pump Repair Kit	71	224-518	Gear type
1	Pump Repair Kit	71	224-518V	High Volume; Installation may require timing cover removal
1	Pump Repair Kit	71	224-518TP	Thrust plate kit; Provides new wear surface for scored or worn housing cover; Contains necessary screws, gskts. and instructions

BLOCK

BLOCK

225 3.7L (3688cc) OHV V6 (12 Valve) (Buick), 3.75" Bore (GMC Eng.), 2 Bbl. "Eng. Code HC" 1971 12

QTY	TIMING	YEARS	PART NO.	DESCRIPTION
1	3 Piece Set	71	KT3-359S	VINTAGE; (1) 222-359; (1) 223-323; (1) 223-334
1	Timing Chain	71	222-359	54 Links
1	Crank Sprocket	71	223-323	20 Teeth
12	Lifter	71	HT-896 Std Only	VINTAGE; Hyd.
12	Lifter, Bulk	71	HT-896B Std Only	VINTAGE; Hyd.; Carton of 126
12	Push Rod	71	RP-3173 Std Only	VINTAGE; 8.7230" O.A.L.
6	Exhaust	71	V-1744 Std Only	VINTAGE; 1.3750" Head Dia., 0.3401" Stem Dia., 4.5430" O.A.L.
6	Intake	71	V-1745 Std Only	VINTAGE; 1.6250" Head Dia., 0.3410" Stem Dia., 4.5430" O.A.L.
12	Guide	71	VG-5002 Std Only	0.3420" ID, 3.0600" O.A.L
6	Guide	71	VG-5051T Std Only	Loc. Int.; Threaded; 0.3440" ID, 2.5000" O.A.L
12	Guide	71	VG-5002T Std Only	Threaded; 0.3430" ID, 3.0630" O.A.L
6	Guide	71	VG-5069H Std Only	VINTAGE; Loc. Exh.; Threaded; Hardened; 0.3430" ID, 2.5000" O.A.L
12	Guide, Bulk	71	VG-5002B Std Only	Carton of 50; 0.3420" ID, 3.0600" O.A.L
12	Guide, Bulk	71	VG-5002TB Std Only	Threaded; Carton of 50; 0.3430" ID, 3.0630" O.A.L
12	Spring	71	VS-644 Std Only	VINTAGE; 2.0300" Free Height
12	Valve Stem Seal	71	ST-2001 Std Only	Positive type; Installation requires valve guide machining; (RBBTF) Rubber/PTFE

VALVE TRAIN

VALVE TRAIN

(continued on next page)

Jeep Truck (Incl. Jeep, Willys)

12 225 3.7L (3688cc) OHV V6 (12 Valve) (Buick), 3.75" Bore (GMC Eng.), 2 Bbl. "Eng. Code HC" 1971
(cont.)

QTY	VALVE SEAL (cont.)	YEARS	PART NO.	DESCRIPTION
12	Valve Stem Seal Bulk	71	ST-2001BC Std Only	Positive type; Installation requires valve guide machining; Carton of 100; (RBBTF) Rubber/PTFE
6	VALVE SEAT	YEARS	PART NO.	DESCRIPTION
6	Seat	71	245-1437-3 Std Only	Loc. Exh.; 1.4425" OD, 1.1880" ID, 0.2160" Depth
6	Seat	71	245-1437-3N Std Only	Loc. Exh.; Premium Material; 1.4425" OD, 1.1880" ID, 0.2160" Depth
6	Seat	71	245-1750-1N Std Only	Loc. Int.; Premium Material; 1.7555" OD, 1.5000" ID, 0.2480" Depth
6	Seat	71	245-1750-1 Std Only	VINTAGE; Loc. Int.; 1.7555" OD, 1.5000" ID, 0.2480" Depth
6	PISTON	YEARS	PART NO.	DESCRIPTION
6	Cast Piston	71	1110P Std-20-30-40-60	VINTAGE; Cast; .9397" Pin Dia.; 2 Rings 5/64 Groove, 1 Ring 3/16 Groove, 1.835 CD, Recessed Head .227 deep x 3.050 dia. - 8.4:1 C.R.
6	Cast Piston - Individual	71	W1110P Std-30-40-60	VINTAGE; Cast; .9397" Pin Dia.; 2 Rings 5/64 Groove, 1 Ring 3/16 Groove, 1.835 CD, Recessed Head .227 deep x 3.050 dia. - 8.4:1 C.R.
1	RINGS	YEARS	PART NO.	DESCRIPTION
1	Premium Set	71	E-222K Std-20-30-40-60	2-5/64, 1-3/16; Premium Moly
1	Standard Set	71	E-222X Std-20-30-40-60	2-5/64, 1-3/16; Iron
6	SLEEVE	YEARS	PART NO.	DESCRIPTION
6	Repair Sleeve	71	SL-19M Std Only	3/32" wall, must be cut to correct length
1	ENGINE BEARINGS	YEARS	PART NO.	DESCRIPTION
1	Main Set	71	7144MA Std-10-20-30-40	A-Series aluminum bearings
1	Main Set	71	7150MA 10 10-20	A-Series aluminum bearings; .020" O/S length flange brg.
1	Rod Set	71	6-2500RAA Std-10-20-30-40	VINTAGE; A-Series aluminum bearings
6	Rod Pair	71	2500RAA Std-2-10-20-30-40	A-Series aluminum bearings
1	Cam Set	71	1205M Std Only	VINTAGE
1	OIL PUMP	YEARS	PART NO.	DESCRIPTION
1	Pump Repair Kit	71	224-51382	Jeep CJ-5 Base, CJ-6 Base
1	Pump Repair Kit	71	224-518	Gear type
1	Pump Repair Kit	71	224-518V	High Volume; Installation may require timing cover removal
1	Pump Repair Kit	71	224-518TP	Thrust plate kit; Provides new wear surface for scored or worn housing cover; Contains necessary screws, gskts. and instructions

13 225 3.7L (3688cc) OHV V6 (12 Valve) (Buick), 3.75" Bore (GMC Eng.), 1 Bbl. "Eng. Code MH" 1966

QTY	TIMING	YEARS	PART NO.	DESCRIPTION
1	3 Piece Set	66	KT3-359S	VINTAGE; (1) 222-359; (1) 223-323; (1) 223-334
1	Timing Chain	66	222-359	54 Links
1	Crank Sprocket	66	223-323	20 Teeth
12	CAMSHAFT/LIFTER	YEARS	PART NO.	DESCRIPTION
12	Lifter	66	HT-896 Std Only	VINTAGE; Hyd.
12	Lifter, Bulk	66	HT-896B Std Only	VINTAGE; Hyd.; Carton of 126
12	PUSH ROD	YEARS	PART NO.	DESCRIPTION
12	Push Rod	66	RP-3173 Std Only	VINTAGE; 8.7230" O.A.L.
6	VALVE	YEARS	PART NO.	DESCRIPTION
6	Exhaust	66	V-1744 Std Only	VINTAGE; 1.3750" Head Dia., 0.3401" Stem Dia., 4.5430" O.A.L.
6	Intake	66	V-1745 Std Only	VINTAGE; 1.6250" Head Dia., 0.3410" Stem Dia., 4.5430" O.A.L.
12	VALVE GUIDE	YEARS	PART NO.	DESCRIPTION
12	Guide	66	VG-5002 Std Only	0.3420" ID, 3.0600" O.A.L
6	Guide	66	VG-5051T Std Only	Loc. Int.; Threaded; 0.3440" ID, 2.5000" O.A.L
12	Guide	66	VG-5002T Std Only	Threaded; 0.3430" ID, 3.0630" O.A.L
6	Guide	66	VG-5069H Std Only	VINTAGE; Loc. Exh.; Threaded; Hardened; 0.3430" ID, 2.5000" O.A.L
12	Guide, Bulk	66	VG-5002B Std Only	Carton of 50; 0.3420" ID, 3.0600" O.A.L
12	Guide, Bulk	66	VG-5002TB Std Only	Threaded; Carton of 50; 0.3430" ID, 3.0630" O.A.L
12	VALVE SPRING	YEARS	PART NO.	DESCRIPTION
12	Spring	66	VS-644 Std Only	VINTAGE; 2.0300" Free Height
12	VALVE SEAL	YEARS	PART NO.	DESCRIPTION
12	Valve Stem Seal	66	ST-2001 Std Only	Positive type; Installation requires valve guide machining; (RBBTF) Rubber/PTFE
12	Valve Stem Seal Bulk	66	ST-2001BC Std Only	Positive type; Installation requires valve guide machining; Carton of 100; (RBBTF) Rubber/PTFE
6	VALVE SEAT	YEARS	PART NO.	DESCRIPTION
6	Seat	66	245-1437-3 Std Only	Loc. Exh.; 1.4425" OD, 1.1880" ID, 0.2160" Depth

(continued on next page)

Jeep Truck (Incl. Jeep, Willys)

225 3.7L (3688cc) OHV V6 (12 Valve) (Buick), 3.75" Bore (GMC Eng.), 1 Bbl. "Eng. Code MH" 1966 13
(cont.)

QTY	VALVE SEAT (cont.)	YEARS	PART NO.	DESCRIPTION
6	Seat	66	245-1437-3N Std Only	Loc. Exh.; Premium Material; 1.4425" OD, 1.1880" ID, 0.2160" Depth
6	Seat	66	245-1750-1N Std Only	Loc. Int.; Premium Material; 1.7555" OD, 1.5000" ID, 0.2480" Depth
6	Seat	66	245-1750-1 Std Only	VINTAGE; Loc. Int.; 1.7555" OD, 1.5000" ID, 0.2480" Depth
QTY	PISTON	YEARS	PART NO.	DESCRIPTION
6	Cast Piston	66	1110P Std-20-30-40-60	VINTAGE; Cast; .9397" Pin Dia.; 2 Rings 5/64 Groove, 1 Ring 3/16 Groove, 1.835 CD, Recessed Head .227 deep x 3.050 dia. - 8.4:1 C.R.
6	Cast Piston - Individual	66	W1110P Std-30-40-60	VINTAGE; Cast; .9397" Pin Dia.; 2 Rings 5/64 Groove, 1 Ring 3/16 Groove, 1.835 CD, Recessed Head .227 deep x 3.050 dia. - 8.4:1 C.R.
QTY	RINGS	YEARS	PART NO.	DESCRIPTION
1	Premium Set	66	E-222K Std-20-30-40-60	2-5/64, 1-3/16; Premium Moly
1	Standard Set	66	E-222X Std-20-30-40-60	2-5/64, 1-3/16; Iron
QTY	SLEEVE	YEARS	PART NO.	DESCRIPTION
6	Repair Sleeve	66	SL-19M Std Only	3/32" wall, must be cut to correct length
QTY	ENGINE BEARINGS	YEARS	PART NO.	DESCRIPTION
1	Main Set	66	7144MA Std-10-20-30-40	A-Series aluminum bearings
1	Main Set	66	7150MA 10 10-20	A-Series aluminum bearings ; .020" O/S length flange brg.
1	Rod Set	66	6-2500RAA Std-10-20-30-40	VINTAGE; A-Series aluminum bearings
6	Rod Pair	66	2500RAA Std-2-10-20-30-40	A-Series aluminum bearings
1	Cam Set	66	1205M Std Only	VINTAGE
QTY	OIL PUMP	YEARS	PART NO.	DESCRIPTION
1	Pump Repair Kit	66	224-518	Gear type
1	Pump Repair Kit	66	224-518V	High Volume; Installation may require timing cover removal
1	Pump Repair Kit	66	224-518TP	Thrust plate kit; Provides new wear surface for scored or worn housing cover; Contains necessary screws, gskts. and instructions

225 3.7L (3688cc) OHV V6 (12 Valve) (Buick), 3.75" Bore (GMC Eng.), 2 Bbl. "Eng. Code MH" 1966 14

QTY	TIMING	YEARS	PART NO.	DESCRIPTION
1	3 Piece Set	66	KT3-359S	VINTAGE; (1) 222-359; (1) 223-323; (1) 223-334
1	Timing Chain	66	222-359	54 Links
1	Crank Sprocket	66	223-323	20 Teeth
QTY	CAMSHAFT/LIFTER	YEARS	PART NO.	DESCRIPTION
12	Lifter	66	HT-896 Std Only	VINTAGE; Hyd.
12	Lifter, Bulk	66	HT-896B Std Only	VINTAGE; Hyd.; Carton of 126
QTY	PUSH ROD	YEARS	PART NO.	DESCRIPTION
12	Push Rod	66	RP-3173 Std Only	VINTAGE; 8.7230" O.A.L.
QTY	VALVE	YEARS	PART NO.	DESCRIPTION
6	Exhaust	66	V-1744 Std Only	VINTAGE; 1.3750" Head Dia., 0.3401" Stem Dia., 4.5430" O.A.L.
6	Intake	66	V-1745 Std Only	VINTAGE; 1.6250" Head Dia., 0.3410" Stem Dia., 4.5430" O.A.L.
QTY	VALVE GUIDE	YEARS	PART NO.	DESCRIPTION
12	Guide	66	VG-5002 Std Only	0.3420" ID, 3.0600" O.A.L
6	Guide	66	VG-5051T Std Only	Loc. Int.; Threaded; 0.3440" ID, 2.5000" O.A.L
12	Guide	66	VG-5002T Std Only	Threaded; 0.3430" ID, 3.0630" O.A.L
6	Guide	66	VG-5069H Std Only	VINTAGE; Loc. Exh.; Threaded; Hardened; 0.3430" ID, 2.5000" O.A.L
12	Guide, Bulk	66	VG-5002B Std Only	Carton of 50; 0.3420" ID, 3.0600" O.A.L
12	Guide, Bulk	66	VG-5002TB Std Only	Threaded; Carton of 50; 0.3430" ID, 3.0630" O.A.L
QTY	VALVE SPRING	YEARS	PART NO.	DESCRIPTION
12	Spring	66	VS-644 Std Only	VINTAGE; 2.0300" Free Height
QTY	VALVE SEAL	YEARS	PART NO.	DESCRIPTION
12	Valve Stem Seal	66	ST-2001 Std Only	Positive type; Installation requires valve guide machining; (RBBTF) Rubber/PTFE
12	Valve Stem Seal Bulk	66	ST-2001BC Std Only	Positive type; Installation requires valve guide machining; Carton of 100; (RBBTF) Rubber/PTFE
QTY	VALVE SEAT	YEARS	PART NO.	DESCRIPTION
6	Seat	66	245-1437-3 Std Only	Loc. Exh.; 1.4425" OD, 1.1880" ID, 0.2160" Depth
6	Seat	66	245-1437-3N Std Only	Loc. Exh.; Premium Material; 1.4425" OD, 1.1880" ID, 0.2160" Depth
6	Seat	66	245-1750-1N Std Only	Loc. Int.; Premium Material; 1.7555" OD, 1.5000" ID, 0.2480" Depth
6	Seat	66	245-1750-1 Std Only	VINTAGE; Loc. Int.; 1.7555" OD, 1.5000" ID, 0.2480" Depth

(continued on next page)

Jeep Truck (Incl. Jeep, Willys)

14 225 3.7L (3688cc) OHV V6 (12 Valve) (Buick), 3.75" Bore (GMC Eng.), 2 Bbl. "Eng. Code MH" 1966
(cont.)

QTY	PISTON	YEARS	PART NO.	DESCRIPTION
6	Cast Piston	66	1110P Std-20-30-40-60	VINTAGE; Cast; .9397" Pin Dia.; 2 Rings 5/64 Groove, 1 Ring 3/16 Groove, 1.835 CD, Recessed Head .227 deep x 3.050 dia. - 8.4:1 C.R.
6	Cast Piston - Individual	66	W1110P Std-30-40-60	VINTAGE; Cast; .9397" Pin Dia.; 2 Rings 5/64 Groove, 1 Ring 3/16 Groove, 1.835 CD, Recessed Head .227 deep x 3.050 dia. - 8.4:1 C.R.
QTY	RINGS	YEARS	PART NO.	DESCRIPTION
1	Premium Set	66	E-222K Std-20-30-40-60	2-5/64, 1-3/16; Premium Moly
1	Standard Set	66	E-222X Std-20-30-40-60	2-5/64, 1-3/16; Iron
QTY	SLEEVE	YEARS	PART NO.	DESCRIPTION
6	Repair Sleeve	66	SL-19M Std Only	3/32" wall, must be cut to correct length
QTY	ENGINE BEARINGS	YEARS	PART NO.	DESCRIPTION
1	Main Set	66	7144MA Std-10-20-30-40	A-Series aluminum bearings
1	Main Set	66	7150MA 10 10-20	A-Series aluminum bearings ; .020" O/S length flange brg.
1	Rod Set	66	6-2500RAA Std-10-20-30-40	VINTAGE; A-Series aluminum bearings
6	Rod Pair	66	2500RAA Std-2-10-20-30-40	A-Series aluminum bearings
1	Cam Set	66	1205M Std Only	VINTAGE
QTY	OIL PUMP	YEARS	PART NO.	DESCRIPTION
1	Pump Repair Kit	66	224-51382	Jeep CJ-5 Base, CJ-6 Base
1	Pump Repair Kit	66	224-518	Gear type
1	Pump Repair Kit	66	224-518V	High Volume; Installation may require timing cover removal
1	Pump Repair Kit	66	224-518TP	Thrust plate kit; Provides new wear surface for scored or worn housing cover; Contains necessary screws, gskts. and instructions

15 225 3.7L (3688cc) OHV V6 (12 Valve) (Buick), 3.75" Bore (GMC Eng.), 1 Bbl. "Eng. Code NH" 1967

QTY	TIMING	YEARS	PART NO.	DESCRIPTION
1	3 Piece Set	67	KT3-359S	VINTAGE; (1) 222-359; (1) 223-323; (1) 223-334
1	Timing Chain	67	222-359	54 Links
1	Crank Sprocket	67	223-323	20 Teeth
QTY	CAMSHAFT/LIFTER	YEARS	PART NO.	DESCRIPTION
12	Lifter	67	HT-896 Std Only	VINTAGE; Hyd.
12	Lifter, Bulk	67	HT-896B Std Only	VINTAGE; Hyd.; Carton of 126
QTY	PUSH ROD	YEARS	PART NO.	DESCRIPTION
12	Push Rod	67	RP-3173 Std Only	VINTAGE; 8.7230" O.A.L.
QTY	VALVE	YEARS	PART NO.	DESCRIPTION
6	Exhaust	67	V-1744 Std Only	VINTAGE; 1.3750" Head Dia., 0.3401" Stem Dia., 4.5430" O.A.L.
6	Intake	67	V-1745 Std Only	VINTAGE; 1.6250" Head Dia., 0.3410" Stem Dia., 4.5430" O.A.L.
QTY	VALVE GUIDE	YEARS	PART NO.	DESCRIPTION
12	Guide	67	VG-5002 Std Only	0.3420" ID, 3.0600" O.A.L
6	Guide	67	VG-5051T Std Only	Loc. Int.; Threaded; 0.3440" ID, 2.5000" O.A.L
12	Guide	67	VG-5002T Std Only	Threaded; 0.3430" ID, 3.0630" O.A.L
6	Guide	67	VG-5069H Std Only	VINTAGE; Loc. Exh.; Threaded; Hardened; 0.3430" ID, 2.5000" O.A.L
12	Guide, Bulk	67	VG-5002B Std Only	Carton of 50; 0.3420" ID, 3.0600" O.A.L
12	Guide, Bulk	67	VG-5002TB Std Only	Threaded; Carton of 50; 0.3430" ID, 3.0630" O.A.L
QTY	VALVE SPRING	YEARS	PART NO.	DESCRIPTION
12	Spring	67	VS-644 Std Only	VINTAGE; 2.0300" Free Height
QTY	VALVE SEAL	YEARS	PART NO.	DESCRIPTION
12	Valve Stem Seal	67	ST-2001 Std Only	Positive type; Installation requires valve guide machining; (RBBTF) Rubber/PTFE
12	Valve Stem Seal Bulk	67	ST-2001BC Std Only	Positive type; Installation requires valve guide machining; Carton of 100; (RBBTF) Rubber/PTFE
QTY	VALVE SEAT	YEARS	PART NO.	DESCRIPTION
6	Seat	67	245-1437-3 Std Only	Loc. Exh.; 1.4425" OD, 1.1880" ID, 0.2160" Depth
6	Seat	67	245-1437-3N Std Only	Loc. Exh.; Premium Material; 1.4425" OD, 1.1880" ID, 0.2160" Depth
6	Seat	67	245-1750-1N Std Only	Loc. Int.; Premium Material; 1.7555" OD, 1.5000" ID, 0.2480" Depth
6	Seat	67	245-1750-1 Std Only	VINTAGE; Loc. Int.; 1.7555" OD, 1.5000" ID, 0.2480" Depth
QTY	PISTON	YEARS	PART NO.	DESCRIPTION
6	Cast Piston	67	1110P Std-20-30-40-60	VINTAGE; Cast; .9397" Pin Dia.; 2 Rings 5/64 Groove, 1 Ring 3/16 Groove, 1.835 CD, Recessed Head .227 deep x 3.050 dia. - 8.4:1 C.R.

(continued on next page)

Jeep Truck (Incl. Jeep, Willys)

225 3.7L (3688cc) OHV V6 (12 Valve) (Buick), 3.75" Bore (GMC Eng.), 1 Bbl. "Eng. Code NH" 1967 15
(cont.)

	QTY	PART NO.	YEARS	DESCRIPTION
BLOCK	6	PISTON (cont.) Cast Piston - Individual	67	W1110P Std-30-40-60 VINTAGE; Cast; .9397" Pin Dia.; 2 Rings 5/64 Groove, 1 Ring 3/16 Groove, 1.835 CD, Recessed Head .227 deep x 3.050 dia. - 8.4:1 C.R.
	1	RINGS Premium Set	67	E-222K Std-20-30-40-60 2-5/64, 1-3/16; Premium Moly
	1	Standard Set	67	E-222X Std-20-30-40-60 2-5/64, 1-3/16; Iron
	6	SLEEVE Repair Sleeve	67	SL-19M Std Only 3/32" wall, must be cut to correct length
	1	ENGINE BEARINGS Main Set	67	7144MA Std-10-20-30-40 A-Series aluminum bearings
	1	Main Set	67	7150MA 10 10-20 A-Series aluminum bearings; .020" O/S length flange brg.
	1	Rod Set	67	6-2500RAA Std-10-20-30-40 VINTAGE; A-Series aluminum bearings
	6	Rod Pair	67	2500RAA Std-2-10-20-30-40 A-Series aluminum bearings
	1	Cam Set	67	1205M Std Only VINTAGE
	1	OIL PUMP Pump Repair Kit	67	224-518 Gear type
1	Pump Repair Kit	67	224-518V High Volume; Installation may require timing cover removal	
1	Pump Repair Kit	67	224-518TP Thrust plate kit; Provides new wear surface for scored or worn housing cover; Contains necessary screws, gskts. and instructions	

225 3.7L (3688cc) OHV V6 (12 Valve) (Buick), 3.75" Bore (GMC Eng.), 2 Bbl. "Eng. Code NH" 1967 16

	QTY	PART NO.	YEARS	DESCRIPTION
VALVE TRAIN	1	TIMING 3 Piece Set	67	KT3-359S VINTAGE; (1) 222-359; (1) 223-323; (1) 223-334
	1	Timing Chain	67	222-359 54 Links
	1	Crank Sprocket	67	223-323 20 Teeth
	12	CAMSHAFT/LIFTER Lifter	67	HT-896 Std Only VINTAGE; Hyd.
	12	Lifter, Bulk	67	HT-896B Std Only VINTAGE; Hyd.; Carton of 126
	12	PUSH ROD Push Rod	67	RP-3173 Std Only VINTAGE; 8.7230" O.A.L.
	6	VALVE Exhaust	67	V-1744 Std Only VINTAGE; 1.3750" Head Dia., 0.3401" Stem Dia., 4.5430" O.A.L.
	6	Intake	67	V-1745 Std Only VINTAGE; 1.6250" Head Dia., 0.3410" Stem Dia., 4.5430" O.A.L.
	12	VALVE GUIDE Guide	67	VG-5002 Std Only 0.3420" ID, 3.0600" O.A.L.
	6	Guide	67	VG-5051T Std Only Loc. Int.; Threaded; 0.3440" ID, 2.5000" O.A.L.
	12	Guide	67	VG-5002T Std Only Threaded; 0.3430" ID, 3.0630" O.A.L.
	6	Guide	67	VG-5069H Std Only VINTAGE; Loc. Exh.; Threaded; Hardened; 0.3430" ID, 2.5000" O.A.L.
	12	Guide, Bulk	67	VG-5002B Std Only Carton of 50; 0.3420" ID, 3.0600" O.A.L.
	12	Guide, Bulk	67	VG-5002TB Std Only Threaded; Carton of 50; 0.3430" ID, 3.0630" O.A.L.
	12	VALVE SPRING Spring	67	VS-644 Std Only VINTAGE; 2.0300" Free Height
	12	VALVE SEAL Valve Stem Seal	67	ST-2001 Std Only Positive type; Installation requires valve guide machining; (RBBTF) Rubber/PTFE
	12	Valve Stem Seal Bulk	67	ST-2001BC Std Only Positive type; Installation requires valve guide machining; Carton of 100; (RBBTF) Rubber/PTFE
	6	VALVE SEAT Seat	67	245-1437-3 Std Only Loc. Exh.; 1.4425" OD, 1.1880" ID, 0.2160" Depth
	6	Seat	67	245-1437-3N Std Only Loc. Exh.; Premium Material; 1.4425" OD, 1.1880" ID, 0.2160" Depth
	6	Seat	67	245-1750-1N Std Only Loc. Int.; Premium Material; 1.7555" OD, 1.5000" ID, 0.2480" Depth
6	Seat	67	245-1750-1 Std Only VINTAGE; Loc. Int.; 1.7555" OD, 1.5000" ID, 0.2480" Depth	
BLOCK	6	PISTON Cast Piston	67	1110P Std-20-30-40-60 VINTAGE; Cast; .9397" Pin Dia.; 2 Rings 5/64 Groove, 1 Ring 3/16 Groove, 1.835 CD, Recessed Head .227 deep x 3.050 dia. - 8.4:1 C.R.
	6	Cast Piston - Individual	67	W1110P Std-30-40-60 VINTAGE; Cast; .9397" Pin Dia.; 2 Rings 5/64 Groove, 1 Ring 3/16 Groove, 1.835 CD, Recessed Head .227 deep x 3.050 dia. - 8.4:1 C.R.
	1	RINGS Premium Set	67	E-222K Std-20-30-40-60 2-5/64, 1-3/16; Premium Moly

(continued on next page)

Jeep Truck (Incl. Jeep, Willys)

16 225 3.7L (3688cc) OHV V6 (12 Valve) (Buick), 3.75" Bore (GMC Eng.), 2 Bbl. "Eng. Code NH" 1967
(cont.)

QTY	RINGS (cont.)	YEARS	PART NO.	DESCRIPTION
1	Standard Set	67	E-222X Std-20-30-40-60	2-5/64, 1-3/16; Iron
QTY	SLEEVE	YEARS	PART NO.	DESCRIPTION
6	Repair Sleeve	67	SL-19M Std Only	3/32" wall, must be cut to correct length
QTY	ENGINE BEARINGS	YEARS	PART NO.	DESCRIPTION
1	Main Set	67	7144MA Std-10-20-30-40	A-Series aluminum bearings
1	Main Set	67	7150MA 10 10-20	A-Series aluminum bearings; .020" O/S length flange brg.
1	Rod Set	67	6-2500RAA Std-10-20-30-40	VINTAGE; A-Series aluminum bearings
6	Rod Pair	67	2500RAA Std-2-10-20-30-40	A-Series aluminum bearings
1	Cam Set	67	1205M Std Only	VINTAGE
QTY	OIL PUMP	YEARS	PART NO.	DESCRIPTION
1	Pump Repair Kit	67	224-51382	Jeep CJ-5 Base, CJ-6 Base
1	Pump Repair Kit	67	224-518	Gear type
1	Pump Repair Kit	67	224-518V	High Volume; Installation may require timing cover removal
1	Pump Repair Kit	67	224-518TP	Thrust plate kit; Provides new wear surface for scored or worn housing cover; Contains necessary screws, gskts. and instructions

17 225 3.7L (3688cc) OHV V6 (12 Valve) (Buick), 3.75" Bore (GMC Eng.), 1 Bbl. "Eng. Code PH" 1968

QTY	TIMING	YEARS	PART NO.	DESCRIPTION
1	3 Piece Set	68	KT3-359S	VINTAGE; (1) 222-359; (1) 223-323; (1) 223-334
1	Timing Chain	68	222-359	54 Links
1	Crank Sprocket	68	223-323	20 Teeth
QTY	CAMSHAFT/LIFTER	YEARS	PART NO.	DESCRIPTION
12	Lifter	68	HT-896 Std Only	VINTAGE; Hyd.
12	Lifter, Bulk	68	HT-896B Std Only	VINTAGE; Hyd.; Carton of 126
QTY	PUSH ROD	YEARS	PART NO.	DESCRIPTION
12	Push Rod	68	RP-3173 Std Only	VINTAGE; 8.7230" O.A.L.
QTY	VALVE	YEARS	PART NO.	DESCRIPTION
6	Exhaust	68	V-1744 Std Only	VINTAGE; 1.3750" Head Dia., 0.3401" Stem Dia., 4.5430" O.A.L.
6	Intake	68	V-1745 Std Only	VINTAGE; 1.6250" Head Dia., 0.3410" Stem Dia., 4.5430" O.A.L.
QTY	VALVE GUIDE	YEARS	PART NO.	DESCRIPTION
12	Guide	68	VG-5002 Std Only	0.3420" ID, 3.0600" O.A.L
6	Guide	68	VG-5051T Std Only	Loc. Int.; Threaded; 0.3440" ID, 2.5000" O.A.L
12	Guide	68	VG-5002T Std Only	Threaded; 0.3430" ID, 3.0630" O.A.L
6	Guide	68	VG-5069H Std Only	VINTAGE; Loc. Exh.; Threaded; Hardened; 0.3430" ID, 2.5000" O.A.L
12	Guide, Bulk	68	VG-5002B Std Only	Carton of 50; 0.3420" ID, 3.0600" O.A.L
12	Guide, Bulk	68	VG-5002TB Std Only	Threaded; Carton of 50; 0.3430" ID, 3.0630" O.A.L
QTY	VALVE SPRING	YEARS	PART NO.	DESCRIPTION
12	Spring	68	VS-644 Std Only	VINTAGE; 2.0300" Free Height
QTY	VALVE SEAL	YEARS	PART NO.	DESCRIPTION
12	Valve Stem Seal	68	ST-2001 Std Only	Positive type; Installation requires valve guide machining; (RBBTF) Rubber/PTFE
12	Valve Stem Seal Bulk	68	ST-2001BC Std Only	Positive type; Installation requires valve guide machining; Carton of 100; (RBBTF) Rubber/PTFE
QTY	VALVE SEAT	YEARS	PART NO.	DESCRIPTION
6	Seat	68	245-1437-3 Std Only	Loc. Exh.; 1.4425" OD, 1.1880" ID, 0.2160" Depth
6	Seat	68	245-1437-3N Std Only	Loc. Exh.; Premium Material; 1.4425" OD, 1.1880" ID, 0.2160" Depth
6	Seat	68	245-1750-1N Std Only	Loc. Int.; Premium Material; 1.7555" OD, 1.5000" ID, 0.2480" Depth
6	Seat	68	245-1750-1 Std Only	VINTAGE; Loc. Int.; 1.7555" OD, 1.5000" ID, 0.2480" Depth
QTY	PISTON	YEARS	PART NO.	DESCRIPTION
6	Cast Piston	68	1110P Std-20-30-40-60	VINTAGE; Cast; .9397" Pin Dia.; 2 Rings 5/64 Groove, 1 Ring 3/16 Groove, 1.835 CD, Recessed Head .227 deep x 3.050 dia. - 8.4:1 C.R.
6	Cast Piston - Individual	68	W1110P Std-30-40-60	VINTAGE; Cast; .9397" Pin Dia.; 2 Rings 5/64 Groove, 1 Ring 3/16 Groove, 1.835 CD, Recessed Head .227 deep x 3.050 dia. - 8.4:1 C.R.
QTY	RINGS	YEARS	PART NO.	DESCRIPTION
1	Premium Set	68	E-222K Std-20-30-40-60	2-5/64, 1-3/16; Premium Moly
1	Standard Set	68	E-222X Std-20-30-40-60	2-5/64, 1-3/16; Iron
QTY	SLEEVE	YEARS	PART NO.	DESCRIPTION
6	Repair Sleeve	68	SL-19M Std Only	3/32" wall, must be cut to correct length

(continued on next page)

Jeep Truck (Incl. Jeep, Willys)

225 3.7L (3688cc) OHV V6 (12 Valve) (Buick), 3.75" Bore (GMC Eng.), 1 Bbl. "Eng. Code PH" 1968 17
(cont.)

BLOCK	QTY	ENGINE BEARINGS	YEARS	PART NO.	DESCRIPTION	BLOCK
	1	Main Set	68	7144MA Std-10-20-30-40	A-Series aluminum bearings	
	1	Main Set	68	7150MA 10 10-20	A-Series aluminum bearings; .020" O/S length flange brg.	
	1	Rod Set	68	6-2500RAA Std-10-20-30-40	VINTAGE; A-Series aluminum bearings	
	6	Rod Pair	68	2500RAA Std-2-10-20-30-40	A-Series aluminum bearings	
	1	Cam Set	68	1205M Std Only	VINTAGE	
BLOCK	QTY	OIL PUMP	YEARS	PART NO.	DESCRIPTION	BLOCK
	1	Pump Repair Kit	68	224-518	Gear type	
	1	Pump Repair Kit	68	224-518V	High Volume; Installation may require timing cover removal	
	1	Pump Repair Kit	68	224-518TP	Thrust plate kit; Provides new wear surface for scored or worn housing cover; Contains necessary screws, gskts. and instructions	

225 3.7L (3688cc) OHV V6 (12 Valve) (Buick), 3.75" Bore (GMC Eng.), 2 Bbl. "Eng. Code PH" 1968 18

VALVE TRAIN	QTY	TIMING	YEARS	PART NO.	DESCRIPTION	VALVE TRAIN
	1	3 Piece Set	68	KT3-359S	VINTAGE; (1) 222-359; (1) 223-323; (1) 223-334	
	1	Timing Chain	68	222-359	54 Links	
	1	Crank Sprocket	68	223-323	20 Teeth	
VALVE TRAIN	QTY	CAMSHAFT/LIFTER	YEARS	PART NO.	DESCRIPTION	VALVE TRAIN
	12	Lifter	68	HT-896 Std Only	VINTAGE; Hyd.	
	12	Lifter, Bulk	68	HT-896B Std Only	VINTAGE; Hyd.; Carton of 126	
VALVE TRAIN	QTY	PUSH ROD	YEARS	PART NO.	DESCRIPTION	VALVE TRAIN
	12	Push Rod	68	RP-3173 Std Only	VINTAGE; 8.7230" O.A.L.	
VALVE TRAIN	QTY	VALVE	YEARS	PART NO.	DESCRIPTION	VALVE TRAIN
	6	Exhaust	68	V-1744 Std Only	VINTAGE; 1.3750" Head Dia., 0.3401" Stem Dia., 4.5430" O.A.L.	
	6	Intake	68	V-1745 Std Only	VINTAGE; 1.6250" Head Dia., 0.3410" Stem Dia., 4.5430" O.A.L.	
VALVE TRAIN	QTY	VALVE GUIDE	YEARS	PART NO.	DESCRIPTION	VALVE TRAIN
	12	Guide	68	VG-5002 Std Only	0.3420" ID, 3.0600" O.A.L	
	6	Guide	68	VG-5051T Std Only	Loc. Int.; Threaded; 0.3440" ID, 2.5000" O.A.L	
	12	Guide	68	VG-5002T Std Only	Threaded; 0.3430" ID, 3.0630" O.A.L	
	6	Guide	68	VG-5069H Std Only	VINTAGE; Loc. Exh.; Threaded; Hardened; 0.3430" ID, 2.5000" O.A.L	
	12	Guide, Bulk	68	VG-5002B Std Only	Carton of 50; 0.3420" ID, 3.0600" O.A.L	
	12	Guide, Bulk	68	VG-5002TB Std Only	Threaded; Carton of 50; 0.3430" ID, 3.0630" O.A.L	
VALVE TRAIN	QTY	VALVE SPRING	YEARS	PART NO.	DESCRIPTION	VALVE TRAIN
	12	Spring	68	VS-644 Std Only	VINTAGE; 2.0300" Free Height	
VALVE TRAIN	QTY	VALVE SEAL	YEARS	PART NO.	DESCRIPTION	VALVE TRAIN
	12	Valve Stem Seal	68	ST-2001 Std Only	Positive type; Installation requires valve guide machining; (RBBTF) Rubber/PTFE	
	12	Valve Stem Seal Bulk	68	ST-2001BC Std Only	Positive type; Installation requires valve guide machining; Carton of 100; (RBBTF) Rubber/PTFE	
VALVE TRAIN	QTY	VALVE SEAT	YEARS	PART NO.	DESCRIPTION	VALVE TRAIN
	6	Seat	68	245-1437-3 Std Only	Loc. Exh.; 1.4425" OD, 1.1880" ID, 0.2160" Depth	
	6	Seat	68	245-1437-3N Std Only	Loc. Exh.; Premium Material; 1.4425" OD, 1.1880" ID, 0.2160" Depth	
	6	Seat	68	245-1750-1N Std Only	Loc. Int.; Premium Material; 1.7555" OD, 1.5000" ID, 0.2480" Depth	
	6	Seat	68	245-1750-1 Std Only	VINTAGE; Loc. Int.; 1.7555" OD, 1.5000" ID, 0.2480" Depth	
BLOCK	QTY	PISTON	YEARS	PART NO.	DESCRIPTION	BLOCK
	6	Cast Piston	68	1110P Std-20-30-40-60	VINTAGE; Cast; .9397" Pin Dia.; 2 Rings 5/64 Groove, 1 Ring 3/16 Groove, 1.835 CD, Recessed Head .227 deep x 3.050 dia. - 8.4:1 C.R.	
	6	Cast Piston - Individual	68	W1110P Std-30-40-60	VINTAGE; Cast; .9397" Pin Dia.; 2 Rings 5/64 Groove, 1 Ring 3/16 Groove, 1.835 CD, Recessed Head .227 deep x 3.050 dia. - 8.4:1 C.R.	
BLOCK	QTY	RINGS	YEARS	PART NO.	DESCRIPTION	BLOCK
	1	Premium Set	68	E-222K Std-20-30-40-60	2-5/64, 1-3/16; Premium Moly	
	1	Standard Set	68	E-222X Std-20-30-40-60	2-5/64, 1-3/16; Iron	
BLOCK	QTY	SLEEVE	YEARS	PART NO.	DESCRIPTION	BLOCK
	6	Repair Sleeve	68	SL-19M Std Only	3/32" wall, must be cut to correct length	
BLOCK	QTY	ENGINE BEARINGS	YEARS	PART NO.	DESCRIPTION	BLOCK
	1	Main Set	68	7144MA Std-10-20-30-40	A-Series aluminum bearings	
	1	Main Set	68	7150MA 10 10-20	A-Series aluminum bearings; .020" O/S length flange brg.	
	1	Rod Set	68	6-2500RAA Std-10-20-30-40	VINTAGE; A-Series aluminum bearings	
	6	Rod Pair	68	2500RAA Std-2-10-20-30-40	A-Series aluminum bearings	
	1	Cam Set	68	1205M Std Only	VINTAGE	

(continued on next page)

Jeep Truck (Incl. Jeep, Willys)

18 225 3.7L (3688cc) OHV V6 (12 Valve) (Buick), 3.75" Bore (GMC Eng.), 2 Bbl. "Eng. Code PH" 1968 (cont.)

QTY	OIL PUMP	YEARS	PART NO.	DESCRIPTION
1	Pump Repair Kit	68	224-51382	Jeep CJ-5 Base, CJ-6 Base
1	Pump Repair Kit	68	224-518	Gear type
1	Pump Repair Kit	68	224-518V	High Volume; Installation may require timing cover removal
1	Pump Repair Kit	68	224-518TP	Thrust plate kit; Provides new wear surface for scored or worn housing cover; Contains necessary screws, gskts. and instructions

19 225 3.7L (3688cc) OHV V6 (12 Valve) (Buick), 3.75" Bore (GMC Eng.), 1 Bbl. "Eng. Code RH" 1969

QTY	TIMING	YEARS	PART NO.	DESCRIPTION
1	3 Piece Set	69	KT3-359S	VINTAGE; (1) 222-359; (1) 223-323; (1) 223-334
1	Timing Chain	69	222-359	54 Links
1	Crank Sprocket	69	223-323	20 Teeth

QTY	CAMSHAFT/LIFTER	YEARS	PART NO.	DESCRIPTION
12	Lifter	69	HT-896 Std Only	VINTAGE; Hyd.
12	Lifter, Bulk	69	HT-896B Std Only	VINTAGE; Hyd.; Carton of 126

QTY	PUSH ROD	YEARS	PART NO.	DESCRIPTION
12	Push Rod	69	RP-3173 Std Only	VINTAGE; 8.7230" O.A.L.

QTY	VALVE	YEARS	PART NO.	DESCRIPTION
6	Exhaust	69	V-1744 Std Only	VINTAGE; 1.3750" Head Dia., 0.3401" Stem Dia., 4.5430" O.A.L.
6	Intake	69	V-1745 Std Only	VINTAGE; 1.6250" Head Dia., 0.3410" Stem Dia., 4.5430" O.A.L.

QTY	VALVE GUIDE	YEARS	PART NO.	DESCRIPTION
12	Guide	69	VG-5002 Std Only	0.3420" ID, 3.0600" O.A.L
6	Guide	69	VG-5051T Std Only	Loc. Int.; Threaded; 0.3440" ID, 2.5000" O.A.L
12	Guide	69	VG-5002T Std Only	Threaded; 0.3430" ID, 3.0630" O.A.L
6	Guide	69	VG-5069H Std Only	VINTAGE; Loc. Exh.; Threaded; Hardened; 0.3430" ID, 2.5000" O.A.L
12	Guide, Bulk	69	VG-5002B Std Only	Carton of 50; 0.3420" ID, 3.0600" O.A.L
12	Guide, Bulk	69	VG-5002TB Std Only	Threaded; Carton of 50; 0.3430" ID, 3.0630" O.A.L

QTY	VALVE SPRING	YEARS	PART NO.	DESCRIPTION
12	Spring	69	VS-644 Std Only	VINTAGE; 2.0300" Free Height

QTY	VALVE SEAL	YEARS	PART NO.	DESCRIPTION
12	Valve Stem Seal	69	ST-2001 Std Only	Positive type; Installation requires valve guide machining; (RBBTF) Rubber/PTFE
12	Valve Stem Seal Bulk	69	ST-2001BC Std Only	Positive type; Installation requires valve guide machining; Carton of 100; (RBBTF) Rubber/PTFE

QTY	VALVE SEAT	YEARS	PART NO.	DESCRIPTION
6	Seat	69	245-1437-3 Std Only	Loc. Exh.; 1.4425" OD, 1.1880" ID, 0.2160" Depth
6	Seat	69	245-1437-3N Std Only	Loc. Exh.; Premium Material; 1.4425" OD, 1.1880" ID, 0.2160" Depth
6	Seat	69	245-1750-1N Std Only	Loc. Int.; Premium Material; 1.7555" OD, 1.5000" ID, 0.2480" Depth
6	Seat	69	245-1750-1 Std Only	VINTAGE; Loc. Int.; 1.7555" OD, 1.5000" ID, 0.2480" Depth

QTY	PISTON	YEARS	PART NO.	DESCRIPTION
6	Cast Piston	69	1110P Std-20-30-40-60	VINTAGE; Cast; .9397" Pin Dia.; 2 Rings 5/64 Groove, 1 Ring 3/16 Groove, 1.835 CD, Recessed Head .227 deep x 3.050 dia. - 8.4:1 C.R.
6	Cast Piston - Individual	69	W1110P Std-30-40-60	VINTAGE; Cast; .9397" Pin Dia.; 2 Rings 5/64 Groove, 1 Ring 3/16 Groove, 1.835 CD, Recessed Head .227 deep x 3.050 dia. - 8.4:1 C.R.

QTY	RINGS	YEARS	PART NO.	DESCRIPTION
1	Premium Set	69	E-222K Std-20-30-40-60	2-5/64, 1-3/16; Premium Moly
1	Standard Set	69	E-222X Std-20-30-40-60	2-5/64, 1-3/16; Iron

QTY	SLEEVE	YEARS	PART NO.	DESCRIPTION
6	Repair Sleeve	69	SL-19M Std Only	3/32" wall, must be cut to correct length

QTY	ENGINE BEARINGS	YEARS	PART NO.	DESCRIPTION
1	Main Set	69	7144MA Std-10-20-30-40	A-Series aluminum bearings
1	Main Set	69	7150MA 10 10-20	A-Series aluminum bearings; .020" O/S length flange brg.
1	Rod Set	69	6-2500RAA Std-10-20-30-40	VINTAGE; A-Series aluminum bearings
6	Rod Pair	69	2500RAA Std-2-10-20-30-40	A-Series aluminum bearings
1	Cam Set	69	1205M Std Only	VINTAGE

QTY	OIL PUMP	YEARS	PART NO.	DESCRIPTION
1	Pump Repair Kit	69	224-518	Gear type
1	Pump Repair Kit	69	224-518V	High Volume; Installation may require timing cover removal

(continued on next page)

Jeep Truck (Incl. Jeep, Willys)

225 3.7L (3688cc) OHV V6 (12 Valve) (Buick), 3.75" Bore (GMC Eng.), 1 Bbl. "Eng. Code RH" 1969 19
(cont.)

QTY	OIL PUMP (cont.) Pump Repair Kit	YEARS 69	PART NO. 224-518TP	DESCRIPTION Thrust plate kit; Provides new wear surface for scored or worn housing cover; Contains necessary screws, gskts. and instructions
225 3.7L (3688cc) OHV V6 (12 Valve) (Buick), 3.75" Bore (GMC Eng.), 2 Bbl. "Eng. Code RH" 1969 20				
VALVE TRAIN				
1	TIMING 3 Piece Set	69	PART NO. KT3-359S	DESCRIPTION VINTAGE; (1) 222-359; (1) 223-323; (1) 223-334
1	Timing Chain	69	222-359	54 Links
1	Crank Sprocket	69	223-323	20 Teeth
12	CAMSHAFT/LIFTER Lifter	69	PART NO. HT-896 Std Only	DESCRIPTION VINTAGE; Hyd.
12	Lifter, Bulk	69	HT-896B Std Only	VINTAGE; Hyd.; Carton of 126
12	PUSH ROD Push Rod	69	PART NO. RP-3173 Std Only	DESCRIPTION VINTAGE; 8.7230" O.A.L.
6	VALVE Exhaust	69	PART NO. V-1744 Std Only	DESCRIPTION VINTAGE; 1.3750" Head Dia., 0.3401" Stem Dia., 4.5430" O.A.L.
6	Intake	69	V-1745 Std Only	VINTAGE; 1.6250" Head Dia., 0.3410" Stem Dia., 4.5430" O.A.L.
12	VALVE GUIDE Guide	69	PART NO. VG-5002 Std Only	DESCRIPTION 0.3420" ID, 3.0600" O.A.L
6	Guide	69	VG-5051T Std Only	Loc. Int.; Threaded; 0.3440" ID, 2.5000" O.A.L
12	Guide	69	VG-5002T Std Only	Threaded; 0.3430" ID, 3.0630" O.A.L
6	Guide	69	VG-5069H Std Only	VINTAGE; Loc. Exh.; Threaded; Hardened; 0.3430" ID, 2.5000" O.A.L
12	Guide, Bulk	69	VG-5002B Std Only	Carton of 50; 0.3420" ID, 3.0600" O.A.L
12	Guide, Bulk	69	VG-5002TB Std Only	Threaded; Carton of 50; 0.3430" ID, 3.0630" O.A.L
12	VALVE SPRING Spring	69	PART NO. VS-644 Std Only	DESCRIPTION VINTAGE; 2.0300" Free Height
12	VALVE SEAL Valve Stem Seal	69	PART NO. ST-2001 Std Only	DESCRIPTION Positive type; Installation requires valve guide machining; (RBBTF) Rubber/PTFE
12	Valve Stem Seal Bulk	69	ST-2001BC Std Only	Positive type; Installation requires valve guide machining; Carton of 100; (RBBTF) Rubber/PTFE
6	VALVE SEAT Seat	69	PART NO. 245-1437-3 Std Only	DESCRIPTION Loc. Exh.; 1.4425" OD, 1.1880" ID, 0.2160" Depth
6	Seat	69	245-1437-3N Std Only	Loc. Exh.; Premium Material; 1.4425" OD, 1.1880" ID, 0.2160" Depth
6	Seat	69	245-1750-1N Std Only	Loc. Int.; Premium Material; 1.7555" OD, 1.5000" ID, 0.2480" Depth
6	Seat	69	245-1750-1 Std Only	VINTAGE; Loc. Int.; 1.7555" OD, 1.5000" ID, 0.2480" Depth
6	PISTON Cast Piston	69	PART NO. 1110P Std-20-30-40-60	DESCRIPTION VINTAGE; Cast; .9397" Pin Dia.; 2 Rings 5/64 Groove, 1 Ring 3/16 Groove, 1.835 CD, Recessed Head .227 deep x 3.050 dia. - 8.4:1 C.R.
6	Cast Piston - Individual	69	W1110P Std-30-40-60	VINTAGE; Cast; .9397" Pin Dia.; 2 Rings 5/64 Groove, 1 Ring 3/16 Groove, 1.835 CD, Recessed Head .227 deep x 3.050 dia. - 8.4:1 C.R.
1	RINGS Premium Set	69	PART NO. E-222K Std-20-30-40-60	DESCRIPTION 2-5/64, 1-3/16; Premium Moly
1	Standard Set	69	E-222X Std-20-30-40-60	2-5/64, 1-3/16; Iron
6	SLEEVE Repair Sleeve	69	PART NO. SL-19M Std Only	DESCRIPTION 3/32" wall, must be cut to correct length
1	ENGINE BEARINGS Main Set	69	PART NO. 7144MA Std-10-20-30-40	DESCRIPTION A-Series aluminum bearings
1	Main Set	69	7150MA 10 10-20	A-Series aluminum bearings ; .020" O/S length flange brg.
1	Rod Set	69	6-2500RAA Std-10-20-30-40	VINTAGE; A-Series aluminum bearings
6	Rod Pair	69	2500RAA Std-2-10-20-30-40	A-Series aluminum bearings
1	Cam Set	69	1205M Std Only	VINTAGE
1	OIL PUMP Pump Repair Kit	69	PART NO. 224-51382	DESCRIPTION Jeep CJ-5 Base, CJ-6 Base
1	Pump Repair Kit	69	224-518	Gear type
1	Pump Repair Kit	69	224-518V	High Volume; Installation may require timing cover removal
1	Pump Repair Kit	69	224-518TP	Thrust plate kit; Provides new wear surface for scored or worn housing cover; Contains necessary screws, gskts. and instructions
BLOCK				

Jeep Truck (Incl. Jeep, Willys)

21 225 3.7L (3688cc) OHV V6 (12 Valve) (Buick), 3.75" Bore (GMC Eng.), 1 Bbl. "Eng. Code SF" 1970

QTY	TIMING	YEARS	PART NO.	DESCRIPTION
1	3 Piece Set	70	KT3-359S	VINTAGE; (1) 222-359; (1) 223-323; (1) 223-334
1	Timing Chain	70	222-359	54 Links
1	Crank Sprocket	70	223-323	20 Teeth
VALVE TRAIN				
QTY	CAMSHAFT/LIFTER	YEARS	PART NO.	DESCRIPTION
12	Lifter	70	HT-896 Std Only	VINTAGE; Hyd.
12	Lifter, Bulk	70	HT-896B Std Only	VINTAGE; Hyd.; Carton of 126
QTY	PUSH ROD	YEARS	PART NO.	DESCRIPTION
12	Push Rod	70	RP-3173 Std Only	VINTAGE; 8.7230" O.A.L.
QTY	VALVE	YEARS	PART NO.	DESCRIPTION
6	Exhaust	70	V-1744 Std Only	VINTAGE; 1.3750" Head Dia., 0.3401" Stem Dia., 4.5430" O.A.L.
6	Intake	70	V-1745 Std Only	VINTAGE; 1.6250" Head Dia., 0.3410" Stem Dia., 4.5430" O.A.L.
QTY	VALVE GUIDE	YEARS	PART NO.	DESCRIPTION
12	Guide	70	VG-5002 Std Only	0.3420" ID, 3.0600" O.A.L
6	Guide	70	VG-5051T Std Only	Loc. Int.; Threaded; 0.3440" ID, 2.5000" O.A.L
12	Guide	70	VG-5002T Std Only	Threaded; 0.3430" ID, 3.0630" O.A.L
6	Guide	70	VG-5069H Std Only	VINTAGE; Loc. Exh.; Threaded; Hardened; 0.3430" ID, 2.5000" O.A.L
12	Guide, Bulk	70	VG-5002B Std Only	Carton of 50; 0.3420" ID, 3.0600" O.A.L
12	Guide, Bulk	70	VG-5002TB Std Only	Threaded; Carton of 50; 0.3430" ID, 3.0630" O.A.L
QTY	VALVE SPRING	YEARS	PART NO.	DESCRIPTION
12	Spring	70	VS-644 Std Only	VINTAGE; 2.0300" Free Height
QTY	VALVE SEAL	YEARS	PART NO.	DESCRIPTION
12	Valve Stem Seal	70	ST-2001 Std Only	Positive type; Installation requires valve guide machining; (RBBTF) Rubber/PTFE
12	Valve Stem Seal Bulk	70	ST-2001BC Std Only	Positive type; Installation requires valve guide machining; Carton of 100; (RBBTF) Rubber/PTFE
QTY	VALVE SEAT	YEARS	PART NO.	DESCRIPTION
6	Seat	70	245-1437-3 Std Only	Loc. Exh.; 1.4425" OD, 1.1880" ID, 0.2160" Depth
6	Seat	70	245-1437-3N Std Only	Loc. Exh.; Premium Material; 1.4425" OD, 1.1880" ID, 0.2160" Depth
6	Seat	70	245-1750-1N Std Only	Loc. Int.; Premium Material; 1.7555" OD, 1.5000" ID, 0.2480" Depth
6	Seat	70	245-1750-1 Std Only	VINTAGE; Loc. Int.; 1.7555" OD, 1.5000" ID, 0.2480" Depth
BLOCK				
QTY	PISTON	YEARS	PART NO.	DESCRIPTION
6	Cast Piston	70	1110P Std-20-30-40-60	VINTAGE; Cast; .9397" Pin Dia.; 2 Rings 5/64 Groove, 1 Ring 3/16 Groove, 1.835 CD, Recessed Head .227 deep x 3.050 dia. - 8.4:1 C.R.
6	Cast Piston - Individual	70	W1110P Std-30-40-60	VINTAGE; Cast; .9397" Pin Dia.; 2 Rings 5/64 Groove, 1 Ring 3/16 Groove, 1.835 CD, Recessed Head .227 deep x 3.050 dia. - 8.4:1 C.R.
QTY	RINGS	YEARS	PART NO.	DESCRIPTION
1	Premium Set	70	E-222K Std-20-30-40-60	2-5/64, 1-3/16; Premium Moly
1	Standard Set	70	E-222X Std-20-30-40-60	2-5/64, 1-3/16; Iron
QTY	SLEEVE	YEARS	PART NO.	DESCRIPTION
6	Repair Sleeve	70	SL-19M Std Only	3/32" wall, must be cut to correct length
QTY	ENGINE BEARINGS	YEARS	PART NO.	DESCRIPTION
1	Main Set	70	7144MA Std-10-20-30-40	A-Series aluminum bearings
1	Main Set	70	7150MA 10 10-20	A-Series aluminum bearings ; .020" O/S length flange brg.
1	Rod Set	70	6-2500RAA Std-10-20-30-40	VINTAGE; A-Series aluminum bearings
6	Rod Pair	70	2500RAA Std-2-10-20-30-40	A-Series aluminum bearings
1	Cam Set	70	1205M Std Only	VINTAGE
QTY	OIL PUMP	YEARS	PART NO.	DESCRIPTION
1	Pump Repair Kit	70	224-518	Gear type
1	Pump Repair Kit	70	224-518V	High Volume; Installation may require timing cover removal
1	Pump Repair Kit	70	224-518TP	Thrust plate kit; Provides new wear surface for scored or worn housing cover; Contains necessary screws, gskts. and instructions

22 225 3.7L (3688cc) OHV V6 (12 Valve) (Buick), 3.75" Bore (GMC Eng.), 2 Bbl. "Eng. Code SF" 1970

QTY	TIMING	YEARS	PART NO.	DESCRIPTION
1	3 Piece Set	70	KT3-359S	VINTAGE; (1) 222-359; (1) 223-323; (1) 223-334
1	Timing Chain	70	222-359	54 Links
1	Crank Sprocket	70	223-323	20 Teeth
QTY	CAMSHAFT/LIFTER	YEARS	PART NO.	DESCRIPTION
12	Lifter	70	HT-896 Std Only	VINTAGE; Hyd.
12	Lifter, Bulk	70	HT-896B Std Only	VINTAGE; Hyd.; Carton of 126

(continued on next page)

Jeep Truck (Incl. Jeep, Willys)

225 3.7L (3688cc) OHV V6 (12 Valve) (Buick), 3.75" Bore (GMC Eng.), 2 Bbl. "Eng. Code SF" 1970 22
(cont.)

	QTY	PART NO.	YEARS	DESCRIPTION	
VALVE TRAIN	12	PUSH ROD Push Rod	70	PART NO. RP-3173 Std Only VINTAGE; 8.7230" O.A.L.	
	6	VALVE Exhaust	70	PART NO. V-1744 Std Only VINTAGE; 1.3750" Head Dia., 0.3401" Stem Dia., 4.5430" O.A.L.	
	6	Intake	70	V-1745 Std Only VINTAGE; 1.6250" Head Dia., 0.3410" Stem Dia., 4.5430" O.A.L.	
	12	VALVE GUIDE Guide	70	PART NO. VG-5002 Std Only 0.3420" ID, 3.0600" O.A.L	
	6	Guide	70	VG-5051T Std Only Loc. Int.; Threaded; 0.3440" ID, 2.5000" O.A.L	
	12	Guide	70	VG-5002T Std Only Threaded; 0.3430" ID, 3.0630" O.A.L	
	6	Guide	70	VG-5069H Std Only VINTAGE; Loc. Exh.; Threaded; Hardened; 0.3430" ID, 2.5000" O.A.L	
	12	Guide, Bulk	70	VG-5002B Std Only Carton of 50; 0.3420" ID, 3.0600" O.A.L	
	12	Guide, Bulk	70	VG-5002TB Std Only Threaded; Carton of 50; 0.3430" ID, 3.0630" O.A.L	
	12	VALVE SPRING Spring	70	PART NO. VS-644 Std Only VINTAGE; 2.0300" Free Height	
	12	VALVE SEAL Valve Stem Seal	70	PART NO. ST-2001 Std Only Positive type; Installation requires valve guide machining; (RBBTF) Rubber/PTFE	
	12	Valve Stem Seal Bulk	70	ST-2001BC Std Only Positive type; Installation requires valve guide machining; Carton of 100; (RBBTF) Rubber/PTFE	
VALVE SEAT	6	VALVE SEAT Seat	70	PART NO. 245-1437-3 Std Only Loc. Exh.; 1.4425" OD, 1.1880" ID, 0.2160" Depth	
	6	Seat	70	245-1437-3N Std Only Loc. Exh.; Premium Material; 1.4425" OD, 1.1880" ID, 0.2160" Depth	
	6	Seat	70	245-1750-1N Std Only Loc. Int.; Premium Material; 1.7555" OD, 1.5000" ID, 0.2480" Depth	
	6	Seat	70	245-1750-1 Std Only VINTAGE; Loc. Int.; 1.7555" OD, 1.5000" ID, 0.2480" Depth	
	PISTON	6	PISTON Cast Piston	70	PART NO. 1110P Std-20-30-40-60 VINTAGE; Cast; .9397" Pin Dia.; 2 Rings 5/64 Groove, 1 Ring 3/16 Groove, 1.835 CD, Recessed Head .227 deep x 3.050 dia. - 8.4:1 C.R.
		6	Cast Piston - Individual	70	W1110P Std-30-40-60 VINTAGE; Cast; .9397" Pin Dia.; 2 Rings 5/64 Groove, 1 Ring 3/16 Groove, 1.835 CD, Recessed Head .227 deep x 3.050 dia. - 8.4:1 C.R.
RINGS	1	RINGS Premium Set	70	PART NO. E-222K Std-20-30-40-60 2-5/64, 1-3/16; Premium Moly	
	1	Standard Set	70	E-222X Std-20-30-40-60 2-5/64, 1-3/16; Iron	
SLEEVE	6	SLEEVE Repair Sleeve	70	PART NO. SL-19M Std Only 3/32" wall, must be cut to correct length	
ENGINE BEARINGS	1	ENGINE BEARINGS Main Set	70	PART NO. 7144MA Std-10-20-30-40 A-Series aluminum bearings	
	1	Main Set	70	7150MA 10 10-20 A-Series aluminum bearings ; .020" O/S length flange brg.	
	1	Rod Set	70	6-2500RAA Std-10-20-30-40 VINTAGE; A-Series aluminum bearings	
	6	Rod Pair	70	2500RAA Std-2-10-20-30-40 A-Series aluminum bearings	
	1	Cam Set	70	1205M Std Only VINTAGE	
OIL PUMP	1	OIL PUMP Pump Repair Kit	70	PART NO. 224-518 Gear type	
	1	Pump Repair Kit	70	224-518V High Volume; Installation may require timing cover removal	
	1	Pump Repair Kit	70	224-518TP Thrust plate kit; Provides new wear surface for scored or worn housing cover; Contains necessary screws, gskts. and instructions	

225 3.7L (3688cc) OHV V6 (12 Valve) (Buick), 3.75" Bore (GMC Eng.), 1 Bbl. "Eng. Code SH" 1970 23

TIMING	1	TIMING 3 Piece Set	70	PART NO. KT3-359S VINTAGE; (1) 222-359; (1) 223-323; (1) 223-334
	1	Timing Chain	70	222-359 54 Links
	1	Crank Sprocket	70	223-323 20 Teeth
CAMSHAFT/LIFTER	12	CAMSHAFT/LIFTER Lifter	70	PART NO. HT-896 Std Only VINTAGE; Hyd.
	12	Lifter, Bulk	70	HT-896B Std Only VINTAGE; Hyd.; Carton of 126
PUSH ROD	12	PUSH ROD Push Rod	70	PART NO. RP-3173 Std Only VINTAGE; 8.7230" O.A.L.
VALVE	6	VALVE Exhaust	70	PART NO. V-1744 Std Only VINTAGE; 1.3750" Head Dia., 0.3401" Stem Dia., 4.5430" O.A.L.

(continued on next page)

Jeep Truck (Incl. Jeep, Willys)

23 225 3.7L (3688cc) OHV V6 (12 Valve) (Buick), 3.75" Bore (GMC Eng.), 1 Bbl. "Eng. Code SH" 1970
(cont.)

QTY	VALVE (cont.)	YEARS	PART NO.	DESCRIPTION
6	Intake	70	V-1745 Std Only	VINTAGE; 1.6250" Head Dia., 0.3410" Stem Dia., 4.5430" O.A.L.
12	Guide	70	VG-5002 Std Only	0.3420" ID, 3.0600" O.A.L
6	Guide	70	VG-5051T Std Only	Loc. Int.; Threaded; 0.3440" ID, 2.5000" O.A.L
12	Guide	70	VG-5002T Std Only	Threaded; 0.3430" ID, 3.0630" O.A.L
6	Guide	70	VG-5069H Std Only	VINTAGE; Loc. Exh.; Threaded; Hardened; 0.3430" ID, 2.5000" O.A.L
12	Guide, Bulk	70	VG-5002B Std Only	Carton of 50; 0.3420" ID, 3.0600" O.A.L
12	Guide, Bulk	70	VG-5002TB Std Only	Threaded; Carton of 50; 0.3430" ID, 3.0630" O.A.L
12	Spring	70	VS-644 Std Only	VINTAGE; 2.0300" Free Height
12	Valve Stem Seal	70	ST-2001 Std Only	Positive type; Installation requires valve guide machining; (RBBTF) Rubber/PTFE
12	Valve Stem Seal Bulk	70	ST-2001BC Std Only	Positive type; Installation requires valve guide machining; Carton of 100; (RBBTF) Rubber/PTFE
6	Seat	70	245-1437-3 Std Only	Loc. Exh.; 1.4425" OD, 1.1880" ID, 0.2160" Depth
6	Seat	70	245-1437-3N Std Only	Loc. Exh.; Premium Material; 1.4425" OD, 1.1880" ID, 0.2160" Depth
6	Seat	70	245-1750-1N Std Only	Loc. Int.; Premium Material; 1.7555" OD, 1.5000" ID, 0.2480" Depth
6	Seat	70	245-1750-1 Std Only	VINTAGE; Loc. Int.; 1.7555" OD, 1.5000" ID, 0.2480" Depth
6	Cast Piston	70	1110P Std-20-30-40-60	VINTAGE; Cast; .9397" Pin Dia.; 2 Rings 5/64 Groove, 1 Ring 3/16 Groove, 1.835 CD, Recessed Head .227 deep x 3.050 dia. - 8.4:1 C.R.
6	Cast Piston - Individual	70	W1110P Std-30-40-60	VINTAGE; Cast; .9397" Pin Dia.; 2 Rings 5/64 Groove, 1 Ring 3/16 Groove, 1.835 CD, Recessed Head .227 deep x 3.050 dia. - 8.4:1 C.R.
1	Premium Set	70	E-222K Std-20-30-40-60	2-5/64, 1-3/16; Premium Moly
1	Standard Set	70	E-222X Std-20-30-40-60	2-5/64, 1-3/16; Iron
6	Repair Sleeve	70	SL-19M Std Only	3/32" wall, must be cut to correct length
1	Main Set	70	7144MA Std-10-20-30-40	A-Series aluminum bearings
1	Main Set	70	7150MA 10 10-20	A-Series aluminum bearings; .020" O/S length flange brg.
1	Rod Set	70	6-2500RAA Std-10-20-30-40	VINTAGE; A-Series aluminum bearings
6	Rod Pair	70	2500RAA Std-2-10-20-30-40	A-Series aluminum bearings
1	Cam Set	70	1205M Std Only	VINTAGE
1	Pump Repair Kit	70	224-518	Gear type
1	Pump Repair Kit	70	224-518V	High Volume; Installation may require timing cover removal
1	Pump Repair Kit	70	224-518TP	Thrust plate kit; Provides new wear surface for scored or worn housing cover; Contains necessary screws, gskts. and instructions

24 225 3.7L (3688cc) OHV V6 (12 Valve) (Buick), 3.75" Bore (GMC Eng.), 2 Bbl. "Eng. Code SH" 1970

QTY	TIMING	YEARS	PART NO.	DESCRIPTION
1	3 Piece Set	70	KT3-359S	VINTAGE; (1) 222-359; (1) 223-323; (1) 223-334
1	Timing Chain	70	222-359	54 Links
1	Crank Sprocket	70	223-323	20 Teeth
12	Lifter	70	HT-896 Std Only	VINTAGE; Hyd.
12	Lifter, Bulk	70	HT-896B Std Only	VINTAGE; Hyd.; Carton of 126
12	Push Rod	70	RP-3173 Std Only	VINTAGE; 8.7230" O.A.L.
6	Exhaust	70	V-1744 Std Only	VINTAGE; 1.3750" Head Dia., 0.3401" Stem Dia., 4.5430" O.A.L.
6	Intake	70	V-1745 Std Only	VINTAGE; 1.6250" Head Dia., 0.3410" Stem Dia., 4.5430" O.A.L.
12	Guide	70	VG-5002 Std Only	0.3420" ID, 3.0600" O.A.L
6	Guide	70	VG-5051T Std Only	Loc. Int.; Threaded; 0.3440" ID, 2.5000" O.A.L

(continued on next page)

Jeep Truck (Incl. Jeep, Willys)

225 3.7L (3688cc) OHV V6 (12 Valve) (Buick), 3.75" Bore (GMC Eng.), 2 Bbl. "Eng. Code SH" 1970 24
(cont.)

VALVE TRAIN	QTY	VALVE GUIDE (cont.)	YEARS	PART NO.	DESCRIPTION	VALVE TRAIN
	12	Guide	70	VG-5002T Std Only	Threaded; 0.3430" ID, 3.0630" O.A.L	
	6	Guide	70	VG-5069H Std Only	VINTAGE; Loc. Exh.; Threaded; Hardened; 0.3430" ID, 2.5000" O.A.L	
	12	Guide, Bulk	70	VG-5002B Std Only	Carton of 50; 0.3420" ID, 3.0600" O.A.L	
	12	Guide, Bulk	70	VG-5002TB Std Only	Threaded; Carton of 50; 0.3430" ID, 3.0630" O.A.L	
VALVE TRAIN	QTY	VALVE SPRING	YEARS	PART NO.	DESCRIPTION	VALVE TRAIN
	12	Spring	70	VS-644 Std Only	VINTAGE; 2.0300" Free Height	
VALVE TRAIN	QTY	VALVE SEAL	YEARS	PART NO.	DESCRIPTION	VALVE TRAIN
	12	Valve Stem Seal	70	ST-2001 Std Only	Positive type; Installation requires valve guide machining; (RBBTF) Rubber/PTFE	
	12	Valve Stem Seal Bulk	70	ST-2001BC Std Only	Positive type; Installation requires valve guide machining; Carton of 100; (RBBTF) Rubber/PTFE	
VALVE TRAIN	QTY	VALVE SEAT	YEARS	PART NO.	DESCRIPTION	VALVE TRAIN
	6	Seat	70	245-1437-3 Std Only	Loc. Exh.; 1.4425" OD, 1.1880" ID, 0.2160" Depth	
	6	Seat	70	245-1437-3N Std Only	Loc. Exh.; Premium Material; 1.4425" OD, 1.1880" ID, 0.2160" Depth	
	6	Seat	70	245-1750-1N Std Only	Loc. Int.; Premium Material; 1.7555" OD, 1.5000" ID, 0.2480" Depth	
	6	Seat	70	245-1750-1 Std Only	VINTAGE; Loc. Int.; 1.7555" OD, 1.5000" ID, 0.2480" Depth	
BLOCK	QTY	PISTON	YEARS	PART NO.	DESCRIPTION	BLOCK
	6	Cast Piston	70	1110P Std-20-30-40-60	VINTAGE; Cast; .9397" Pin Dia.; 2 Rings 5/64 Groove, 1 Ring 3/16 Groove, 1.835 CD, Recessed Head .227 deep x 3.050 dia. - 8.4:1 C.R.	
	6	Cast Piston - Individual	70	W1110P Std-30-40-60	VINTAGE; Cast; .9397" Pin Dia.; 2 Rings 5/64 Groove, 1 Ring 3/16 Groove, 1.835 CD, Recessed Head .227 deep x 3.050 dia. - 8.4:1 C.R.	
BLOCK	QTY	RINGS	YEARS	PART NO.	DESCRIPTION	BLOCK
	1	Premium Set	70	E-222K Std-20-30-40-60	2-5/64, 1-3/16; Premium Moly	
	1	Standard Set	70	E-222X Std-20-30-40-60	2-5/64, 1-3/16; Iron	
BLOCK	QTY	SLEEVE	YEARS	PART NO.	DESCRIPTION	BLOCK
	6	Repair Sleeve	70	SL-19M Std Only	3/32" wall, must be cut to correct length	
BLOCK	QTY	ENGINE BEARINGS	YEARS	PART NO.	DESCRIPTION	BLOCK
	1	Main Set	70	7144MA Std-10-20-30-40	A-Series aluminum bearings	
	1	Main Set	70	7150MA 10 10-20	A-Series aluminum bearings ; .020" O/S length flange brg.	
	1	Rod Set	70	6-2500RAA Std-10-20-30-40	VINTAGE; A-Series aluminum bearings	
	6	Rod Pair	70	2500RAA Std-2-10-20-30-40	A-Series aluminum bearings	
	1	Cam Set	70	1205M Std Only	VINTAGE	
BLOCK	QTY	OIL PUMP	YEARS	PART NO.	DESCRIPTION	BLOCK
	1	Pump Repair Kit	70	224-51382	Jeep CJ-5 Base, CJ-6 Base	
	1	Pump Repair Kit	70	224-518	Gear type	
	1	Pump Repair Kit	70	224-518V	High Volume; Installation may require timing cover removal	
	1	Pump Repair Kit	70	224-518TP	Thrust plate kit; Provides new wear surface for scored or worn housing cover; Contains necessary screws, gskts. and instructions	

226 3.7L (3704cc) L-HEAD L6 (12 Valve), 3.3125" Bore (Continental Eng.), 1 Bbl. "VIN T" 1966-1954 25

BLOCK	QTY	TIMING	YEARS	PART NO.	DESCRIPTION	BLOCK
	1	Timing Chain	66	222-359	54 Links	
	1	Timing Chain	65	222-489	VINTAGE; 46 Links	
	1	Timing Chain	64	222-489	Exc. Jeep L6-226 Base; VINTAGE; 46 Links	
	1	Timing Chain	63	222-489	Exc. Jeep FC-150 Base, L6-226 Base; VINTAGE; 46 Links	
	1	Timing Chain	62-60	222-489	VINTAGE; 46 Links	
	1	Timing Chain	59	222-489	VINTAGE; From Eng. No. SW-6L14188 & TW-6L90919; 46 Links	
	1	Crank Sprocket	66	223-323	20 Teeth	
BLOCK	QTY	PISTON	YEARS	PART NO.	DESCRIPTION	BLOCK
	6	Pin Bushing	63-54	8649XAS	VINTAGE; Full round, thin wall .0055" O/S OD bushing	
	6	Pin Bushing	63-54	8649XA	VINTAGE; Full round, thin wall bushing w/.9150" OD	
	6	Pin Bushing	63-54	8649V	VINTAGE; Split type, thin wall bushing w/.9135" OD	
	6	Pin Bushing	63-54	8649V20	VINTAGE; Split type, thin wall bushing w/.9135" OD	
BLOCK	QTY	ENGINE BEARINGS	YEARS	PART NO.	DESCRIPTION	BLOCK
	3	Rod Pair	63-54	1995CPA Std-10-20-30-40-50	VINTAGE; Loc. 1-3-5	
	3	Rod Pair	63-54	1995CP Std-10-20-30-40	VINTAGE; Loc. 2-4-6	
	1	Cam Set	63-54	1088M Std Only	VINTAGE	

226 3.7L (3704cc) L-HEAD L6 (12 Valve), 3.3125" Bore (Continental Eng.), 1 Bbl. 1966-1954 26

BLOCK	QTY	TIMING	YEARS	PART NO.	DESCRIPTION	BLOCK
	1	Timing Chain	66	222-359	54 Links	

(continued on next page)

Jeep Truck (Incl. Jeep, Willys)

26 226 3.7L (3704cc) L-HEAD L6 (12 Valve), 3.3125" Bore (Continental Eng.), 1 Bbl. 1966-1954 (cont.)

QTY	TIMING (cont.)	YEARS	PART NO.	DESCRIPTION
1	Timing Chain	65-60	222-489	VINTAGE; 46 Links
1	Timing Chain	59	222-489	VINTAGE; From Eng. No. SW-6L14188 & TW-6L90919; 46 Links
1	Crank Sprocket	66	223-323	20 Teeth

QTY	PISTON	YEARS	PART NO.	DESCRIPTION
6	Pin Bushing	63-54	8649XAS	VINTAGE; Full round, thin wall .0055" O/S OD bushing
6	Pin Bushing	63-54	8649XA	VINTAGE; Full round, thin wall bushing w/.9150" OD
6	Pin Bushing	63-54	8649V	VINTAGE; Split type, thin wall bushing w/.9135" OD
6	Pin Bushing	63-54	8649V20	VINTAGE; Split type, thin wall bushing w/.9135" OD

QTY	ENGINE BEARINGS	YEARS	PART NO.	DESCRIPTION
3	Rod Pair	63-54	1995CPA Std-10-20-30-40-50	VINTAGE; Loc. 1-3-5
3	Rod Pair	63-54	1995CP Std-10-20-30-40	VINTAGE; Loc. 2-4-6
1	Cam Set	63-54	1088M Std Only	VINTAGE

27 226 3.7L (3704cc) L-HEAD L6 (12 Valve), 3.3125" Bore (Continental Eng.), 2 Bbl. 1963-1954

QTY	TIMING	YEARS	PART NO.	DESCRIPTION
1	Timing Chain	62-60	222-489	VINTAGE; 46 Links
1	Timing Chain	59	222-489	VINTAGE; From Eng. No. SW-6L14188 & TW-6L90919; 46 Links

QTY	PISTON	YEARS	PART NO.	DESCRIPTION
6	Pin Bushing	63-54	8649XAS	VINTAGE; Full round, thin wall .0055" O/S OD bushing
6	Pin Bushing	63-54	8649XA	VINTAGE; Full round, thin wall bushing w/.9150" OD
6	Pin Bushing	63-54	8649V	VINTAGE; Split type, thin wall bushing w/.9135" OD
6	Pin Bushing	63-54	8649V20	VINTAGE; Split type, thin wall bushing w/.9135" OD

QTY	ENGINE BEARINGS	YEARS	PART NO.	DESCRIPTION
3	Rod Pair	63-54	1995CPA Std-10-20-30-40-50	VINTAGE; Loc. 1-3-5
3	Rod Pair	63-54	1995CP Std-10-20-30-40	VINTAGE; Loc. 2-4-6
1	Cam Set	63-54	1088M Std Only	VINTAGE

28 230 3.8L (3770cc) SOHC L6 Tornado (12 Valve), 3.3438" Bore (Continental Eng.), 1 Bbl. "Eng. Code AD" 1965-1962

QTY	VALVE GUIDE	YEARS	PART NO.	DESCRIPTION
12	Guide	65-63	VG-612 Std Only	VINTAGE; 0.3425" ID, 2.1870" O.A.L

QTY	VALVE SEAL	YEARS	PART NO.	DESCRIPTION
12	Valve Stem Seal	65-63	ST-2001 Std Only	Positive type; Installation requires valve guide machining; (RBBTF) Rubber/PTFE
12	Valve Stem Seal Bulk	65-63	ST-2001BC Std Only	Positive type; Installation requires valve guide machining; Carton of 100; (RBBTF) Rubber/PTFE

QTY	VALVE SEAT	YEARS	PART NO.	DESCRIPTION
6	Seat	65-63	245-2000-1 Std Only	Loc. Int.; 2.0055" OD, 1.7500" ID, 0.2160" Depth
6	Seat	65-63	245-1750-4 Std Only	VINTAGE; Loc. Exh.; 1.7555" OD, 1.4375" ID, 0.2480" Depth

QTY	VALVE, MISC	YEARS	PART NO.	DESCRIPTION
24	Keeper	65-63	VK-115A Std Only	1 groove; Square cut key groove; Carton pack 24
24	Keeper	65-63	VK-115 Std Only	1 groove; Square cut key groove; Carton pack 32
24	Keeper	65-63	VK-115R Std Only	1 groove; Square cut key groove; Hardened
24	Keeper, Bulk	65-63	VK-115B Std Only	1 groove; Square cut key groove; Carton of 1000
12	Spring Insert	65-63	259-200A Std Only	.060"; Carton of 100
12	Spring Insert	65-63	259-200B Std Only	VINTAGE; .030"; Carton of 100

QTY	PISTON	YEARS	PART NO.	DESCRIPTION
6	Pin Bushing	65-63	8649XA	VINTAGE; Full round, thin wall bushing w/.9150" OD

QTY	FREEZE PLUGS	YEARS	PART NO.	DESCRIPTION
1	Brass Block Plug Kit	65-62	381-8000	Incl. 6, 2" OD brass cup plugs for 4, 5, & 6 plug engines
1	Steel Shallow Cup Freeze Plug	65-62	381-2170	VINTAGE; 2.141" Diameter

29 230 3.8L (3770cc) SOHC L6 Tornado (12 Valve), 3.3438" Bore (Continental Eng.), 1 Bbl. "Eng. Code ND" 1965-1962

QTY	VALVE GUIDE	YEARS	PART NO.	DESCRIPTION
12	Guide	65-63	VG-612 Std Only	VINTAGE; 0.3425" ID, 2.1870" O.A.L

QTY	VALVE SEAL	YEARS	PART NO.	DESCRIPTION
12	Valve Stem Seal	65-63	ST-2001 Std Only	Positive type; Installation requires valve guide machining; (RBBTF) Rubber/PTFE
12	Valve Stem Seal Bulk	65-63	ST-2001BC Std Only	Positive type; Installation requires valve guide machining; Carton of 100; (RBBTF) Rubber/PTFE

QTY	VALVE SEAT	YEARS	PART NO.	DESCRIPTION
6	Seat	65-63	245-2000-1 Std Only	Loc. Int.; 2.0055" OD, 1.7500" ID, 0.2160" Depth

(continued on next page)

Jeep Truck (Incl. Jeep, Willys)

230 3.8L (3770cc) SOHC L6 Tornado (12 Valve), 3.3438" Bore (Continental Eng.), 1 Bbl. "Eng. Code ND" 29
1965-1962 (cont.)

QTY	VALVE SEAT (cont.)	YEARS	PART NO.	DESCRIPTION
6	Seat	65-63	245-1750-4 Std Only	VINTAGE; Loc. Exh.; 1.7555" OD, 1.4375" ID, 0.2480" Depth
QTY	VALVE, MISC	YEARS	PART NO.	DESCRIPTION
24	Keeper	65-63	VK-115A Std Only	1 groove; Square cut key groove; Carton pack 24
24	Keeper	65-63	VK-115 Std Only	1 groove; Square cut key groove; Carton pack 32
24	Keeper	65-63	VK-115R Std Only	1 groove; Square cut key groove; Hardened
24	Keeper, Bulk	65-63	VK-115B Std Only	1 groove; Square cut key groove; Carton of 1000
12	Spring Insert	65-63	259-200A Std Only	.060"; Carton of 100
12	Spring Insert	65-63	259-200B Std Only	VINTAGE; .030"; Carton of 100
QTY	PISTON	YEARS	PART NO.	DESCRIPTION
6	Pin Bushing	65-63	8649XA	VINTAGE; Full round, thin wall bushing w/.9150" OD
QTY	FREEZE PLUGS	YEARS	PART NO.	DESCRIPTION
1	Brass Block Plug Kit	65-62	381-8000	Incl. 6, 2" OD brass cup plugs for 4, 5, & 6 plug engines
1	Steel Shallow Cup Freeze Plug	65-62	381-2170	VINTAGE; 2.141" Diameter

230 3.8L (3770cc) SOHC L6 Tornado (12 Valve), 3.3438" Bore (Continental Eng.), 1 Bbl. "Eng. Code TD" 30
1965-1962

QTY	VALVE GUIDE	YEARS	PART NO.	DESCRIPTION
12	Guide	65-63	VG-612 Std Only	VINTAGE; 0.3425" ID, 2.1870" O.A.L
QTY	VALVE SEAL	YEARS	PART NO.	DESCRIPTION
12	Valve Stem Seal	65-63	ST-2001 Std Only	Positive type; Installation requires valve guide machining; (RBBTF) Rubber/PTFE
12	Valve Stem Seal Bulk	65-63	ST-2001BC Std Only	Positive type; Installation requires valve guide machining; Carton of 100; (RBBTF) Rubber/PTFE
QTY	VALVE SEAT	YEARS	PART NO.	DESCRIPTION
6	Seat	65-63	245-2000-1 Std Only	Loc. Int.; 2.0055" OD, 1.7500" ID, 0.2160" Depth
6	Seat	65-63	245-1750-4 Std Only	VINTAGE; Loc. Exh.; 1.7555" OD, 1.4375" ID, 0.2480" Depth
QTY	VALVE, MISC	YEARS	PART NO.	DESCRIPTION
24	Keeper	65-63	VK-115A Std Only	1 groove; Square cut key groove; Carton pack 24
24	Keeper	65-63	VK-115 Std Only	1 groove; Square cut key groove; Carton pack 32
24	Keeper	65-63	VK-115R Std Only	1 groove; Square cut key groove; Hardened
24	Keeper, Bulk	65-63	VK-115B Std Only	1 groove; Square cut key groove; Carton of 1000
12	Spring Insert	65-63	259-200A Std Only	.060"; Carton of 100
12	Spring Insert	65-63	259-200B Std Only	VINTAGE; .030"; Carton of 100
QTY	PISTON	YEARS	PART NO.	DESCRIPTION
6	Pin Bushing	65-63	8649XA	VINTAGE; Full round, thin wall bushing w/.9150" OD
QTY	FREEZE PLUGS	YEARS	PART NO.	DESCRIPTION
1	Brass Block Plug Kit	65-62	381-8000	Incl. 6, 2" OD brass cup plugs for 4, 5, & 6 plug engines
1	Steel Shallow Cup Freeze Plug	65-62	381-2170	VINTAGE; 2.141" Diameter

232 3.8L (3802cc) OHV L6 Hi Torque (12 Valve), 3.75" Bore (AMC Eng.), 1 Bbl. "VIN E" 1979-1967 31

QTY	TIMING	YEARS	PART NO.	DESCRIPTION
1	3 Piece Set	79-67	KT3-494S	(1) 222-494; (1) 223-355; (1) 223-388
1	Timing Chain	79-67	222-494	48 Links
1	Crank Sprocket	79-67	223-355	18 Teeth
1	Cam Sprocket	79-67	223-388	36 Teeth
QTY	CAMSHAFT/LIFTER	YEARS	PART NO.	DESCRIPTION
1	Camshaft	79-67	CS-652	VINTAGE; Hydraulic, (050) Duration at .050 Lobe Lift, 185 Exh., 185 Int., 110 Degrees Lobe Separation
1	Prelube		55-403 Std Only	1.5 oz. packet
1	Prelube		55-400 Std Only	4 oz. bottle; 1.5 oz. packet No. 55-403 also avail.
12	Lifter	79-67	HT-2011 Std Only	Hyd.; w/2 grooves
12	Lifter	79-67	HT-2011R Std Only	Speed-Pro Hi-Revolution Hyd.
12	Lifter, Bulk	79-67	HT-2011B Std Only	Hyd.; w/2 grooves; Carton of 117
QTY	PUSH ROD	YEARS	PART NO.	DESCRIPTION
12	Push Rod	78-75	RP-3171 Std Only	VINTAGE; 9.5940" O.A.L.
12	Push Rod	74-73	RP-3163 Std Only	VINTAGE; w/Cast iron rocker arms; 9.6560" O.A.L.
12	Push Rod	74-72	RP-3171 Std Only	VINTAGE; w/Stamped steel rocker arms; 9.5940" O.A.L.
12	Push Rod	72	RP-3163 Std Only	Exc. Jeep Commando Base; VINTAGE; w/Cast iron rocker arms; 9.6560" O.A.L.
QTY	ROCKER PARTS	YEARS	PART NO.	DESCRIPTION
6	Arm Assy.	79-74	R-905 Std Only	Incl. 2-arms, 2-pivots & 1-bridge; Stamped rocker arm
6	Arm Assy., Bulk	79-74	R-905B Std Only	Incl. 2-arms, 2-pivots & 1-bridge; Stamped rocker arm; Carton of 32
6	Arm	79-74	R-905A Std Only	Stamped rocker arm
6	Bridge	79-74	MR-1840 Std Only	

(continued on next page)

Jeep Truck (Incl. Jeep, Willys)

31 232 3.8L (3802cc) OHV L6 Hi Torque (12 Valve), 3.75" Bore (AMC Eng.), 1 Bbl. "VIN E" 1979-1967
(cont.)

QTY	ROCKER PARTS (cont.)	YEARS	PART NO.	DESCRIPTION
6	Pivot	79-74	MR-1839 Std Only	Pivot only
12	Pivot	79-74	MR-1909 Std Only	w/o rocker arm shaft; Incl. 2-pivots & 1-bridge
QTY	VALVE	YEARS	PART NO.	DESCRIPTION
6	Exhaust	79-74	V-2023 Std Only	VINTAGE; w/o Rotators; 4 groove; Chrome plated stem; 1.4060" Head Dia., 0.3720" Stem Dia., 4.8920" O.A.L.
6	Exhaust	73-67	V-2023 Std Only	VINTAGE; 4 groove; Chrome plated stem; 1.4060" Head Dia., 0.3720" Stem Dia., 4.8920" O.A.L.
6	Intake	79-67	V-1981 Std Only	VINTAGE; 4 groove; 1.7870" Head Dia., 0.3720" Stem Dia., 4.8990" O.A.L.
QTY	VALVE GUIDE	YEARS	PART NO.	DESCRIPTION
12	Guide	79-67	VG-5062 Std Only	0.3735" ID, 2.3800" O.A.L
QTY	VALVE SPRING	YEARS	PART NO.	DESCRIPTION
12	Spring	79-78	VS-743 Std Only	1.9900" Free Height
12	Spring	77-74	VS-666 Std Only	VINTAGE; w/o Rotators; w/damper; 2.2600" Free Height
12	Spring	77	VS-743 Std Only	w/Rotators; 1.9900" Free Height
12	Spring	73-67	VS-666 Std Only	VINTAGE; w/damper; 2.2600" Free Height
QTY	VALVE SEAL	YEARS	PART NO.	DESCRIPTION
12	Valve Stem Seal	79-67	ST-2004 Std Only	Positive type; Installation requires valve guide machining; (RBBTF) Rubber/PTFE
12	Valve Stem Seal Bulk	79-67	ST-2004BC Std Only	Positive type; Installation requires valve guide machining; Carton of 100; (RBBTF) Rubber/PTFE
QTY	VALVE SEAT	YEARS	PART NO.	DESCRIPTION
6	Seat	79-67	245-1500-1 Std Only	Loc. Exh.; 1.5045" OD, 1.2500" ID, 0.2160" Depth
6	Seat	79-67	245-1500-1N Std Only	Loc. Exh.; Premium Material; 1.5045" OD, 1.2500" ID, 0.2160" Depth
6	Seat	79-67	245-1875-1 Std Only	Loc. Int.; 1.8810" OD, 1.6100" ID, 0.2485" Depth
6	Seat	79-67	245-1875-1N Std Only	Loc. Int.; Premium Material; 1.8810" OD, 1.6100" ID, 0.2485" Depth
QTY	VALVE, MISC	YEARS	PART NO.	DESCRIPTION
24	Keeper	79-77	VK-115A Std Only	1 groove; Square cut key groove; Carton pack 24
24	Keeper	79-77	VK-115 Std Only	1 groove; Square cut key groove; Carton pack 32
24	Keeper	79-77	VK-115R Std Only	1 groove; Square cut key groove; Hardened
24	Keeper	79-67	VK-174 Std Only	4 groove
24	Keeper	79-67	VK-174R Std Only	4 groove; Hardened
24	Keeper	73-67	VK-138A Std Only	1 groove; Square cut key groove; Carton pack 24
24	Keeper	73-67	VK-138 Std Only	1 groove; Square cut key groove; Carton pack 32
24	Keeper	73-67	VK-138R Std Only	1 groove; Square cut key groove; Hardened
24	Keeper, Bulk	79-77	VK-115B Std Only	1 groove; Square cut key groove; Carton of 1000
24	Keeper, Bulk	73-67	VK-138B Std Only	1 groove; Square cut key groove; Carton of 1000
12	Spring Insert	79-67	259-203C Std Only	.015"; Carton of 100
12	Spring Insert	79-67	259-203B Std Only	.030"; Carton of 100
12	Spring Insert	79-67	259-203BRS Std Only	.030"; Carton of 500
12	Spring Insert	79-67	259-203A Std Only	.060"; Carton of 100
12	Spring Insert	79-67	259-203ARS Std Only	.060"; Carton of 500
QTY	PISTON	YEARS	PART NO.	DESCRIPTION
6	Cast Piston	79-78	456NP + Std-40-60	8.0:1 C.R.; Cast; .9313" Pin Dia.; 2 Rings 5/64 Groove, 1 Ring 3/16 Groove, 1.580 CD, D Shaped Recessed Head .126 deep; Superseded - When depleted use 456AP
6	Cast Piston	79-78	456AP Std-30-40-60	VINTAGE; 8.0:1 C.R.
6	Cast Piston	77	456NP + Std-40-60	Engs. w/water temp. sending unit located at top left corner at rear of cyl. head; 8.0:1 C.R.; Cast; .9313" Pin Dia.; 2 Rings 5/64 Groove, 1 Ring 3/16 Groove, 1.580 CD, D Shaped Recessed Head .126 deep; Superseded - When depleted use 456AP
6	Cast Piston	77	456AP Std-30-40-60	VINTAGE; Engs. w/water temp. sending unit located at top left corner at rear of cyl. head; 8.0:1 C.R.
6	Cast Piston	77	409P Std-20-30-40-60	VINTAGE; Exc. Engs. w/water temp. sending unit located at top left corner at rear of cyl. head; 8.0:1 C.R.; Cast; .931" Pin Dia.; 2 Rings 5/64 Groove, 1 Ring 3/16 Groove, 1.581 CD, Recessed Head .108 deep x 3.125 dia.
6	Cast Piston	76-68	409P Std-20-30-40-60	VINTAGE; 8.0:1 C.R.; Cast; .931" Pin Dia.; 2 Rings 5/64 Groove, 1 Ring 3/16 Groove, 1.581 CD, Recessed Head .108 deep x 3.125 dia.
6	Cast Piston	67	409P Std-20-30-40-60	VINTAGE; 8.3:1 C.R.; Cast; .931" Pin Dia.; 2 Rings 5/64 Groove, 1 Ring 3/16 Groove, 1.581 CD, Recessed Head .108 deep x 3.125 dia.
6	Cast Piston - Individual	79-78	W456AP Std-40	8.0:1 C.R.
6	Cast Piston - Individual	79-78	W456P 60 60	VINTAGE; 8.0:1 C.R.; Cast; .931" Pin Dia.; 2 Rings 5/64 Groove, 1 Ring 3/16 Groove, 1.581 CD, Recessed Head .126 deep

(continued on next page)

Jeep Truck (Incl. Jeep, Willys)

232 3.8L (3802cc) OHV L6 Hi Torque (12 Valve), 3.75" Bore (AMC Eng.), 1 Bbl. "VIN E" 1979-1967 31
(cont.)

	QTY	PISTON (cont.)	YEARS	PART NO.	DESCRIPTION	
BLOCK	6	Cast Piston - Individual	77	W456AP Std-40	Engs. w/water temp. sending unit located at top left corner at rear of cyl. head; 8.0:1 C.R.	
	6	Cast Piston - Individual	77	W456P 60 60	VINTAGE; Engs. w/water temp. sending unit located at top left corner at rear of cyl. head; 8.0:1 C.R.; Cast; .931" Pin Dia.; 2 Rings 5/64 Groove, 1 Ring 3/16 Groove, 1.581 CD, Recessed Head .126 deep	
	6	Cast Piston - Individual	77	W409P Std-20-30-40-60	VINTAGE; Exc. Engs. w/water temp. sending unit located at top left corner at rear of cyl. head; 8.0:1 C.R.; Cast; .931" Pin Dia.; 2 Rings 5/64 Groove, 1 Ring 3/16 Groove, 1.581 CD, Recessed Head .108 deep x 3.125 dia.	
	6	Cast Piston - Individual	76-68	W409P Std-20-30-40-60	VINTAGE; 8.0:1 C.R.; Cast; .931" Pin Dia.; 2 Rings 5/64 Groove, 1 Ring 3/16 Groove, 1.581 CD, Recessed Head .108 deep x 3.125 dia.	
	6	Cast Piston - Individual	67	W409P Std-20-30-40-60	VINTAGE; 8.3:1 C.R.; Cast; .931" Pin Dia.; 2 Rings 5/64 Groove, 1 Ring 3/16 Groove, 1.581 CD, Recessed Head .108 deep x 3.125 dia.	
		QTY	RINGS	YEARS	PART NO.	DESCRIPTION
		1	Premium Set	79-67	E-222K Std-20-30-40-60	2-5/64, 1-3/16; Premium Moly
		1	Standard Set	79-67	E-222X Std-20-30-40-60	2-5/64, 1-3/16; Iron
		QTY	SLEEVE	YEARS	PART NO.	DESCRIPTION
		1	Repair Sleeve	79-67	SL-19M Std Only	3/32" wall, must be cut to correct length
	QTY	ENGINE BEARINGS	YEARS	PART NO.	DESCRIPTION	
	1	Main Set	78-67	4289M Std-10-20-30-40-60		
	1	Rod Set	78-67	6-3310CPA Std-1-10-20-30-40-50-60		
	6	Rod Pair	78-67	3310CPA Std-1-2-10-20-30-40-50-60		
	1	Cam Set	78-67	1244M Std-10		
	QTY	OIL PUMP	YEARS	PART NO.	DESCRIPTION	
	1	Oil Pump	79-67	224-41199	Replaces pump w/o cover having tab & slotted hole	
	1	Oil Pump	78-67	224-43428	Incl. pump & screen	
	1	Screen Assy.	78-75	224-15056	Use w/oil pump having cover w/tab & slotted hole	
	QTY	GASKETS	YEARS	PART NO.	DESCRIPTION	
	1	Kit Gasket Set	79-67	260-1007	VINTAGE; Premium valve stem seals incl.	
	QTY	FREEZE PLUGS	YEARS	PART NO.	DESCRIPTION	
	1	Brass Block Plug Kit	79-67	381-8000	Incl. 6, 2" OD brass cup plugs for 4, 5, & 6 plug engines	
	1	Steel Shallow Cup Freeze Plug	79-67	381-2170	VINTAGE; 2.141" Diameter	

232 3.8L (3802cc) OHV L6 Hi Torque (12 Valve), 3.75" Bore (AMC Eng.), 1 Bbl. "Eng. Code 1L" 1968 32

	QTY	TIMING	YEARS	PART NO.	DESCRIPTION	
VALVE TRAIN	1	3 Piece Set	68	KT3-494S	(1) 222-494; (1) 223-355; (1) 223-388	
	1	Timing Chain	68	222-494	48 Links	
	1	Crank Sprocket	68	223-355	18 Teeth	
	1	Cam Sprocket	68	223-388	36 Teeth	
		QTY	CAMSHAFT/LIFTER	YEARS	PART NO.	DESCRIPTION
		1	Camshaft	68	CS-652	VINTAGE; Hydraulic, (050) Duration at .050 Lobe Lift, 185 Exh., 185 Int., 110 Degrees Lobe Separation
		1	Prelube		55-403 Std Only	1.5 oz. packet
		1	Prelube		55-400 Std Only	4 oz. bottle; 1.5 oz. packet No. 55-403 also avail.
		12	Lifter	68	HT-2011 Std Only	Hyd.; w/2 grooves
		12	Lifter	68	HT-2011R Std Only	Speed-Pro Hi-Revolution Hyd.
	12	Lifter, Bulk	68	HT-2011B Std Only	Hyd.; w/2 grooves; Carton of 117	
	QTY	VALVE	YEARS	PART NO.	DESCRIPTION	
	6	Exhaust	68	V-2023 Std Only	VINTAGE; 4 groove; Chrome plated stem; 1.4060" Head Dia., 0.3720" Stem Dia., 4.8920" O.A.L.	
	6	Intake	68	V-1981 Std Only	VINTAGE; 4 groove; 1.7870" Head Dia., 0.3720" Stem Dia., 4.8990" O.A.L.	
	QTY	VALVE GUIDE	YEARS	PART NO.	DESCRIPTION	
	12	Guide	68	VG-5062 Std Only	0.3735" ID, 2.3800" O.A.L.	
	QTY	VALVE SPRING	YEARS	PART NO.	DESCRIPTION	
	12	Spring	68	VS-666 Std Only	VINTAGE; w/damper; 2.2600" Free Height	
	QTY	VALVE SEAL	YEARS	PART NO.	DESCRIPTION	
	12	Valve Stem Seal	68	ST-2004 Std Only	Positive type; Installation requires valve guide machining; (RBBTF) Rubber/PTFE	
	12	Valve Stem Seal Bulk	68	ST-2004BC Std Only	Positive type; Installation requires valve guide machining; Carton of 100; (RBBTF) Rubber/PTFE	
	QTY	VALVE SEAT	YEARS	PART NO.	DESCRIPTION	
	6	Seat	68	245-1500-1 Std Only	Loc. Exh.; 1.5045" OD, 1.2500" ID, 0.2160" Depth	

(continued on next page)

Jeep Truck (Incl. Jeep, Willys)

32 232 3.8L (3802cc) OHV L6 Hi Torque (12 Valve), 3.75" Bore (AMC Eng.), 1 Bbl. "Eng. Code 1L" 1968
(cont.)

QTY	VALVE SEAT (cont.)	YEARS	PART NO.	DESCRIPTION
6	Seat	68	245-1500-1N Std Only	Loc. Exh.; Premium Material; 1.5045" OD, 1.2500" ID, 0.2160" Depth
6	Seat	68	245-1875-1 Std Only	Loc. Int.; 1.8810" OD, 1.6100" ID, 0.2485" Depth
6	Seat	68	245-1875-1N Std Only	Loc. Int.; Premium Material; 1.8810" OD, 1.6100" ID, 0.2485" Depth
QTY	VALVE, MISC	YEARS	PART NO.	DESCRIPTION
24	Keeper	68	VK-138A Std Only	1 groove; Square cut key groove; Carton pack 24
24	Keeper	68	VK-138 Std Only	1 groove; Square cut key groove; Carton pack 32
24	Keeper	68	VK-138R Std Only	1 groove; Square cut key groove; Hardened
24	Keeper	68	VK-174 Std Only	4 groove
24	Keeper	68	VK-174R Std Only	4 groove; Hardened
24	Keeper, Bulk	68	VK-138B Std Only	1 groove; Square cut key groove; Carton of 1000
12	Spring Insert	68	259-203C Std Only	.015"; Carton of 100
12	Spring Insert	68	259-203B Std Only	.030"; Carton of 100
12	Spring Insert	68	259-203BRS Std Only	.030"; Carton of 500
12	Spring Insert	68	259-203A Std Only	.060"; Carton of 100
12	Spring Insert	68	259-203ARS Std Only	.060"; Carton of 500
QTY	PISTON	YEARS	PART NO.	DESCRIPTION
6	Cast Piston	68	409P Std-20-30-40-60	VINTAGE; 8.0:1 C.R.; Cast; .931" Pin Dia.; 2 Rings 5/64 Groove, 1 Ring 3/16 Groove, 1.581 CD, Recessed Head .108 deep x 3.125 dia.
6	Cast Piston - Individual	68	W409P Std-20-30-40-60	VINTAGE; 8.0:1 C.R.; Cast; .931" Pin Dia.; 2 Rings 5/64 Groove, 1 Ring 3/16 Groove, 1.581 CD, Recessed Head .108 deep x 3.125 dia.
QTY	RINGS	YEARS	PART NO.	DESCRIPTION
1	Premium Set	68	E-222K Std-20-30-40-60	2-5/64, 1-3/16; Premium Moly
1	Standard Set	68	E-222X Std-20-30-40-60	2-5/64, 1-3/16; Iron
QTY	SLEEVE	YEARS	PART NO.	DESCRIPTION
1	Repair Sleeve	68	SL-19M Std Only	3/32" wall, must be cut to correct length
QTY	ENGINE BEARINGS	YEARS	PART NO.	DESCRIPTION
1	Main Set	68	4289M Std-10-20-30-40-60	
1	Rod Set	68	6-3310CPA Std-1-10-20-30-40-50-60	
6	Rod Pair	68	3310CPA Std-1-2-10-20-30-40-50-60	
1	Cam Set	68	1244M Std-10	
QTY	OIL PUMP	YEARS	PART NO.	DESCRIPTION
1	Oil Pump	68	224-43428	Incl. pump & screen
1	Oil Pump	68	224-41199	Replaces pump w/o cover having tab & slotted hole
QTY	GASKETS	YEARS	PART NO.	DESCRIPTION
1	Kit Gasket Set	68	260-1007	VINTAGE; Premium valve stem seals incl.
QTY	FREEZE PLUGS	YEARS	PART NO.	DESCRIPTION
1	Brass Block Plug Kit	68	381-8000	Incl. 6, 2" OD brass cup plugs for 4, 5, & 6 plug engines
1	Steel Shallow Cup Freeze Plug	68	381-2170	VINTAGE; 2.141" Diameter

33 232 3.8L (3802cc) OHV L6 Hi Torque (12 Valve), 3.75" Bore (AMC Eng.), 1 Bbl. "Eng. Code 3L" 1969

QTY	TIMING	YEARS	PART NO.	DESCRIPTION
1	3 Piece Set	69	KT3-494S	(1) 222-494; (1) 223-355; (1) 223-388
1	Timing Chain	69	222-494	48 Links
1	Crank Sprocket	69	223-355	18 Teeth
1	Cam Sprocket	69	223-388	36 Teeth
QTY	CAMSHAFT/LIFTER	YEARS	PART NO.	DESCRIPTION
1	Camshaft	69	CS-652	VINTAGE; Hydraulic, (050) Duration at .050 Lobe Lift, 185 Exh., 185 Int., 110 Degrees Lobe Separation
1	Prelube		55-403 Std Only	1.5 oz. packet
1	Prelube		55-400 Std Only	4 oz. bottle; 1.5 oz. packet No. 55-403 also avail.
12	Lifter	69	HT-2011 Std Only	Hyd.; w/2 grooves
12	Lifter	69	HT-2011R Std Only	Speed-Pro Hi-Revolution Hyd.
12	Lifter, Bulk	69	HT-2011B Std Only	Hyd.; w/2 grooves; Carton of 117
QTY	VALVE	YEARS	PART NO.	DESCRIPTION
6	Exhaust	69	V-2023 Std Only	VINTAGE; 4 groove; Chrome plated stem; 1.4060" Head Dia., 0.3720" Stem Dia., 4.8920" O.A.L.
6	Intake	69	V-1981 Std Only	VINTAGE; 4 groove; 1.7870" Head Dia., 0.3720" Stem Dia., 4.8990" O.A.L.
QTY	VALVE GUIDE	YEARS	PART NO.	DESCRIPTION
12	Guide	69	VG-5062 Std Only	0.3735" ID, 2.3800" O.A.L.

(continued on next page)

Jeep Truck (Incl. Jeep, Willys)

232 3.8L (3802cc) OHV L6 Hi Torque (12 Valve), 3.75" Bore (AMC Eng.), 1 Bbl. "Eng. Code 3L" 1969 33
(cont.)

	QTY	VALVE SPRING	YEARS	PART NO.	DESCRIPTION
VALVE TRAIN	12	Spring	69	VS-666 Std Only	VINTAGE; w/damper; 2.2600" Free Height
	12	Valve Stem Seal	69	ST-2004 Std Only	Positive type; Installation requires valve guide machining; (RBBTF) Rubber/PTFE
	12	Valve Stem Seal Bulk	69	ST-2004BC Std Only	Positive type; Installation requires valve guide machining; Carton of 100; (RBBTF) Rubber/PTFE
	6	Seat	69	245-1500-1 Std Only	Loc. Exh.; 1.5045" OD, 1.2500" ID, 0.2160" Depth
	6	Seat	69	245-1500-1N Std Only	Loc. Exh.; Premium Material; 1.5045" OD, 1.2500" ID, 0.2160" Depth
	6	Seat	69	245-1875-1 Std Only	Loc. Int.; 1.8810" OD, 1.6100" ID, 0.2485" Depth
	6	Seat	69	245-1875-1N Std Only	Loc. Int.; Premium Material; 1.8810" OD, 1.6100" ID, 0.2485" Depth
	24	Keeper	69	VK-138A Std Only	1 groove; Square cut key groove; Carton pack 24
	24	Keeper	69	VK-138 Std Only	1 groove; Square cut key groove; Carton pack 32
	24	Keeper	69	VK-138R Std Only	1 groove; Square cut key groove; Hardened
BLOCK	24	Keeper	69	VK-174 Std Only	4 groove
	24	Keeper	69	VK-174R Std Only	4 groove; Hardened
	24	Keeper, Bulk	69	VK-138B Std Only	1 groove; Square cut key groove; Carton of 1000
	12	Spring Insert	69	259-203C Std Only	.015"; Carton of 100
	12	Spring Insert	69	259-203B Std Only	.030"; Carton of 100
	12	Spring Insert	69	259-203BRS Std Only	.030"; Carton of 500
	12	Spring Insert	69	259-203A Std Only	.060"; Carton of 100
	12	Spring Insert	69	259-203ARS Std Only	.060"; Carton of 500
	6	Cast Piston	69	409P Std-20-30-40-60	VINTAGE; 8.0:1 C.R.; Cast; .931" Pin Dia.; 2 Rings 5/64 Groove, 1 Ring 3/16 Groove, 1.581 CD, Recessed Head .108 deep x 3.125 dia.
	6	Cast Piston - Individual	69	W409P Std-20-30-40-60	VINTAGE; 8.0:1 C.R.; Cast; .931" Pin Dia.; 2 Rings 5/64 Groove, 1 Ring 3/16 Groove, 1.581 CD, Recessed Head .108 deep x 3.125 dia.
BLOCK	1	Premium Set	69	E-222K Std-20-30-40-60	2-5/64, 1-3/16; Premium Moly
	1	Standard Set	69	E-222X Std-20-30-40-60	2-5/64, 1-3/16; Iron
	1	Repair Sleeve	69	SL-19M Std Only	3/32" wall, must be cut to correct length
	1	Main Set	69	4289M Std-10-20-30-40-60	
	1	Rod Set	69	6-3310CPA Std-1-10-20-30-40-50-60	
	6	Rod Pair	69	3310CPA Std-1-2-10-20-30-40-50-60	
	1	Cam Set	69	1244M Std-10	
	1	Oil Pump	69	224-43428	Incl. pump & screen
	1	Oil Pump	69	224-41199	Replaces pump w/o cover having tab & slotted hole
	1	Kit Gasket Set	69	260-1007	VINTAGE; Premium valve stem seals incl.
BLOCK	1	Brass Block Plug Kit	69	381-8000	Incl. 6, 2" OD brass cup plugs for 4, 5, & 6 plug engines
	1	Steel Shallow Cup Freeze Plug	69	381-2170	VINTAGE; 2.141" Diameter

232 3.8L (3802cc) OHV L6 Hi Torque (12 Valve), 3.75" Bore (AMC Eng.), 1 Bbl. "Eng. Code 7L" 1965 34

BLOCK	1	3 Piece Set	65	KT3-494S	(1) 222-494; (1) 223-355; (1) 223-388
	1	Timing Chain	65	222-494	48 Links
	1	Crank Sprocket	65	223-355	18 Teeth
	1	Cam Sprocket	65	223-388	36 Teeth
BLOCK	1	Camshaft	65	CS-652	VINTAGE; Hydraulic, (050) Duration at .050 Lobe Lift, 185 Exh., 185 Int., 110 Degrees Lobe Separation
	1	Prelube		55-403 Std Only	1.5 oz. packet
	1	Prelube		55-400 Std Only	4 oz. bottle; 1.5 oz. packet No. 55-403 also avail.
BLOCK	1	Kit Gasket Set	65	260-1007	VINTAGE; Premium valve stem seals incl.

(continued on next page)

Jeep Truck (Incl. Jeep, Willys)

34 232 3.8L (3802cc) OHV L6 Hi Torque (12 Valve), 3.75" Bore (AMC Eng.), 1 Bbl. "Eng. Code 7L" 1965 (cont.)

QTY	FREEZE PLUGS	YEARS	PART NO.	DESCRIPTION
1	Brass Block Plug Kit	65	381-8000	Incl. 6, 2" OD brass cup plugs for 4, 5, & 6 plug engines
1	Steel Shallow Cup Freeze Plug	65	381-2170	VINTAGE; 2.141" Diameter

35 232 3.8L (3802cc) OHV L6 Hi Torque (12 Valve), 3.75" Bore (AMC Eng.), 1 Bbl. "Eng. Code 8L" 1966

QTY	TIMING	YEARS	PART NO.	DESCRIPTION
1	3 Piece Set	66	KT3-494S	(1) 222-494; (1) 223-355; (1) 223-388
1	Timing Chain	66	222-494	48 Links
1	Crank Sprocket	66	223-355	18 Teeth
1	Cam Sprocket	66	223-388	36 Teeth
QTY	CAMSHAFT/LIFTER	YEARS	PART NO.	DESCRIPTION
1	Camshaft	66	CS-652	VINTAGE; Hydraulic, (050) Duration at .050 Lobe Lift, 185 Exh., 185 Int., 110 Degrees Lobe Separation
1	Prelube		55-403 Std Only	1.5 oz. packet
1	Prelube		55-400 Std Only	4 oz. bottle; 1.5 oz. packet No. 55-403 also avail.
12	Lifter	66	HT-2011 Std Only	Hyd.; w/2 grooves
12	Lifter	66	HT-2011R Std Only	Speed-Pro Hi-Revolution Hyd.
12	Lifter, Bulk	66	HT-2011B Std Only	Hyd.; w/2 grooves; Carton of 117
QTY	VALVE	YEARS	PART NO.	DESCRIPTION
6	Exhaust	66	V-2023 Std Only	VINTAGE; 4 groove; Chrome plated stem; 1.4060" Head Dia., 0.3720" Stem Dia., 4.8920" O.A.L.
6	Intake	66	V-1981 Std Only	VINTAGE; 4 groove; 1.7870" Head Dia., 0.3720" Stem Dia., 4.8990" O.A.L.
QTY	VALVE GUIDE	YEARS	PART NO.	DESCRIPTION
12	Guide	66	VG-5062 Std Only	0.3735" ID, 2.3800" O.A.L
QTY	VALVE SPRING	YEARS	PART NO.	DESCRIPTION
12	Spring	66	VS-666 Std Only	VINTAGE; w/damper; 2.2600" Free Height
QTY	VALVE SEAL	YEARS	PART NO.	DESCRIPTION
12	Valve Stem Seal	66	ST-2004 Std Only	Positive type; Installation requires valve guide machining; (RBBTF) Rubber/PTFE
12	Valve Stem Seal Bulk	66	ST-2004BC Std Only	Positive type; Installation requires valve guide machining; Carton of 100; (RBBTF) Rubber/PTFE
QTY	VALVE SEAT	YEARS	PART NO.	DESCRIPTION
6	Seat	66	245-1500-1 Std Only	Loc. Exh.; 1.5045" OD, 1.2500" ID, 0.2160" Depth
6	Seat	66	245-1500-1N Std Only	Loc. Exh.; Premium Material; 1.5045" OD, 1.2500" ID, 0.2160" Depth
6	Seat	66	245-1875-1 Std Only	Loc. Int.; 1.8810" OD, 1.6100" ID, 0.2485" Depth
6	Seat	66	245-1875-1N Std Only	Loc. Int.; Premium Material; 1.8810" OD, 1.6100" ID, 0.2485" Depth
QTY	VALVE, MISC	YEARS	PART NO.	DESCRIPTION
24	Keeper	66	VK-138A Std Only	1 groove; Square cut key groove; Carton pack 24
24	Keeper	66	VK-138 Std Only	1 groove; Square cut key groove; Carton pack 32
24	Keeper	66	VK-138R Std Only	1 groove; Square cut key groove; Hardened
24	Keeper	66	VK-174 Std Only	4 groove
24	Keeper	66	VK-174R Std Only	4 groove; Hardened
24	Keeper, Bulk	66	VK-138B Std Only	1 groove; Square cut key groove; Carton of 1000
12	Spring Insert	66	259-203C Std Only	.015"; Carton of 100
12	Spring Insert	66	259-203B Std Only	.030"; Carton of 100
12	Spring Insert	66	259-203BRS Std Only	.030"; Carton of 500
12	Spring Insert	66	259-203A Std Only	.060"; Carton of 100
12	Spring Insert	66	259-203ARS Std Only	.060"; Carton of 500
QTY	PISTON	YEARS	PART NO.	DESCRIPTION
6	Cast Piston	66	409P Std-20-30-40-60	VINTAGE; 8.3:1 C.R.; Cast; .931" Pin Dia.; 2 Rings 5/64 Groove, 1 Ring 3/16 Groove, 1.581 CD, Recessed Head .108 deep x 3.125 dia.
6	Cast Piston - Individual	66	W409P Std-20-30-40-60	VINTAGE; 8.3:1 C.R.; Cast; .931" Pin Dia.; 2 Rings 5/64 Groove, 1 Ring 3/16 Groove, 1.581 CD, Recessed Head .108 deep x 3.125 dia.
QTY	RINGS	YEARS	PART NO.	DESCRIPTION
1	Premium Set	66	E-222K Std-20-30-40-60	2-5/64, 1-3/16; Premium Moly
1	Standard Set	66	E-222X Std-20-30-40-60	2-5/64, 1-3/16; Iron
QTY	SLEEVE	YEARS	PART NO.	DESCRIPTION
1	Repair Sleeve	66	SL-19M Std Only	3/32" wall, must be cut to correct length
QTY	ENGINE BEARINGS	YEARS	PART NO.	DESCRIPTION
1	Main Set	66	4289M Std-10-20-30-40-60	
1	Rod Set	66	6-3310CPA Std-1-10-20-30-40-50-60	
6	Rod Pair	66	3310CPA Std-1-2-10-20-30-40-50-60	

VALVE TRAIN

VALVE TRAIN

BLOCK

BLOCK

(continued on next page)

Jeep Truck (Incl. Jeep, Willys)

232 3.8L (3802cc) OHV L6 Hi Torque (12 Valve), 3.75" Bore (AMC Eng.), 1 Bbl. "Eng. Code 8L" 1966 35
(cont.)

BLOCK	QTY	ENGINE BEARINGS	YEARS	PART NO.	DESCRIPTION	BLOCK
	1	(cont.) Cam Set	66	1244M Std-10		
	1	OIL PUMP Oil Pump	66	224-43428	Incl. pump & screen	
	1	Oil Pump	66	224-41199	Replaces pump w/o cover having tab & slotted hole	
	1	GASKETS Kit Gasket Set	66	260-1007	VINTAGE; Premium valve stem seals incl.	
	1	FREEZE PLUGS Brass Block Plug Kit	66	381-8000	Incl. 6, 2" OD brass cup plugs for 4, 5, & 6 plug engines	
	1	Steel Shallow Cup Freeze Plug	66	381-2170	VINTAGE; 2.141" Diameter	

232 3.8L (3802cc) OHV L6 Hi Torque (12 Valve), 3.75" Bore (AMC Eng.), 1 Bbl. "Eng. Code 9L" 1967 36

VALVE TRAIN	QTY	TIMING	YEARS	PART NO.	DESCRIPTION	VALVE TRAIN
	1	3 Piece Set	67	KT3-494S	(1) 222-494; (1) 223-355; (1) 223-388	
	1	Timing Chain	67	222-494	48 Links	
	1	Crank Sprocket	67	223-355	18 Teeth	
	1	Cam Sprocket	67	223-388	36 Teeth	
	1	CAMSHAFT/LIFTER Camshaft	67	CS-652	VINTAGE; Hydraulic, (050) Duration at .050 Lobe Lift, 185 Exh., 185 Int., 110 Degrees Lobe Separation	
	1	Prelube		55-403 Std Only	1.5 oz. packet	
	1	Prelube		55-400 Std Only	4 oz. bottle; 1.5 oz. packet No. 55-403 also avail.	
	12	Lifter	67	HT-2011 Std Only	Hyd.; w/2 grooves	
	12	Lifter	67	HT-2011R Std Only	Speed-Pro Hi-Revolution Hyd.	
	12	Lifter, Bulk	67	HT-2011B Std Only	Hyd.; w/2 grooves; Carton of 117	
	6	VALVE Exhaust	67	V-2023 Std Only	VINTAGE; 4 groove; Chrome plated stem; 1.4060" Head Dia., 0.3720" Stem Dia., 4.8920" O.A.L.	
	6	Intake	67	V-1981 Std Only	VINTAGE; 4 groove; 1.7870" Head Dia., 0.3720" Stem Dia., 4.8990" O.A.L.	
	12	VALVE GUIDE Guide	67	VG-5062 Std Only	0.3735" ID, 2.3800" O.A.L.	
	12	VALVE SPRING Spring	67	VS-666 Std Only	VINTAGE; w/damper; 2.2600" Free Height	
	12	VALVE SEAL Valve Stem Seal	67	ST-2004 Std Only	Positive type; Installation requires valve guide machining; (RBBTF) Rubber/PTFE	
	12	Valve Stem Seal Bulk	67	ST-2004BC Std Only	Positive type; Installation requires valve guide machining; Carton of 100; (RBBTF) Rubber/PTFE	
	6	VALVE SEAT Seat	67	245-1500-1 Std Only	Loc. Exh.; 1.5045" OD, 1.2500" ID, 0.2160" Depth	
	6	Seat	67	245-1500-1N Std Only	Loc. Exh.; Premium Material; 1.5045" OD, 1.2500" ID, 0.2160" Depth	
	6	Seat	67	245-1875-1 Std Only	Loc. Int.; 1.8810" OD, 1.6100" ID, 0.2485" Depth	
	6	Seat	67	245-1875-1N Std Only	Loc. Int.; Premium Material; 1.8810" OD, 1.6100" ID, 0.2485" Depth	
	24	VALVE, MISC Keeper	67	VK-138A Std Only	1 groove; Square cut key groove; Carton pack 24	
	24	Keeper	67	VK-138 Std Only	1 groove; Square cut key groove; Carton pack 32	
	24	Keeper	67	VK-138R Std Only	1 groove; Square cut key groove; Hardened	
	24	Keeper	67	VK-174 Std Only	4 groove	
	24	Keeper	67	VK-174R Std Only	4 groove; Hardened	
	24	Keeper, Bulk	67	VK-138B Std Only	1 groove; Square cut key groove; Carton of 1000	
	12	Spring Insert	67	259-203C Std Only	.015"; Carton of 100	
	12	Spring Insert	67	259-203B Std Only	.030"; Carton of 100	
	12	Spring Insert	67	259-203BRS Std Only	.030"; Carton of 500	
	12	Spring Insert	67	259-203A Std Only	.060"; Carton of 100	
	12	Spring Insert	67	259-203ARS Std Only	.060"; Carton of 500	
	6	PISTON Cast Piston	67	409P Std-20-30-40-60	VINTAGE; 8.3:1 C.R.; Cast; .931" Pin Dia.; 2 Rings 5/64 Groove, 1 Ring 3/16 Groove, 1.581 CD, Recessed Head .108 deep x 3.125 dia.	
	6	Cast Piston - Individual	67	W409P Std-20-30-40-60	VINTAGE; 8.3:1 C.R.; Cast; .931" Pin Dia.; 2 Rings 5/64 Groove, 1 Ring 3/16 Groove, 1.581 CD, Recessed Head .108 deep x 3.125 dia.	
	1	RINGS Premium Set	67	E-222K Std-20-30-40-60	2-5/64, 1-3/16; Premium Moly	

(continued on next page)

Jeep Truck (Incl. Jeep, Willys)

36 232 3.8L (3802cc) OHV L6 Hi Torque (12 Valve), 3.75" Bore (AMC Eng.), 1 Bbl. "Eng. Code 9L" 1967
(cont.)

BLOCK	QTY	RINGS (cont.)	YEARS	PART NO.	DESCRIPTION
	1	Standard Set	67	E-222X Std-20-30-40-60	2-5/64, 1-3/16; Iron
	QTY	SLEEVE	YEARS	PART NO.	DESCRIPTION
	1	Repair Sleeve	67	SL-19M Std Only	3/32" wall, must be cut to correct length
	QTY	ENGINE BEARINGS	YEARS	PART NO.	DESCRIPTION
	1	Main Set	67	4289M Std-10-20-30-40-60	
	1	Rod Set	67	6-3310CPA Std-1-10-20-30-40-50-60	
	6	Rod Pair	67	3310CPA Std-1-2-10-20-30-40-50-60	
	1	Cam Set	67	1244M Std-10	
	QTY	OIL PUMP	YEARS	PART NO.	DESCRIPTION
1	Oil Pump	67	224-43428	Incl. pump & screen	
1	Oil Pump	67	224-41199	Replaces pump w/o cover having tab & slotted hole	
QTY	GASKETS	YEARS	PART NO.	DESCRIPTION	
1	Kit Gasket Set	67	260-1007	VINTAGE; Premium valve stem seals incl.	
QTY	FREEZE PLUGS	YEARS	PART NO.	DESCRIPTION	
1	Brass Block Plug Kit	67	381-8000	Incl. 6, 2" OD brass cup plugs for 4, 5, & 6 plug engines	
1	Steel Shallow Cup Freeze Plug	67	381-2170	VINTAGE; 2.141" Diameter	

37 258 4.2L (4229cc) OHV L6 (12 Valve), 3.75" Bore (AMC Eng.), 1 Bbl. "VIN A" 1979-1971

VALVE TRAIN	QTY	TIMING	YEARS	PART NO.	DESCRIPTION
	1	3 Piece Set	79-71	KT3-494S	(1) 222-494; (1) 223-355; (1) 223-388
	1	Timing Chain	79-71	222-494	48 Links
	1	Crank Sprocket	79-71	223-355	18 Teeth
	1	Cam Sprocket	79-71	223-388	36 Teeth
	QTY	CAMSHAFT/LIFTER	YEARS	PART NO.	DESCRIPTION
	1	Camshaft	79-71	CS-652	VINTAGE; Hydraulic, (050) Duration at .050 Lobe Lift, 185 Exh., 185 Int., 110 Degrees Lobe Separation
	1	Prelube		55-403 Std Only	1.5 oz. packet
	1	Prelube		55-400 Std Only	4 oz. bottle; 1.5 oz. packet No. 55-403 also avail.
	12	Lifter	79-71	HT-2011 Std Only	Hyd.; w/2 grooves
12	Lifter	79-71	HT-2011R Std Only	Speed-Pro Hi-Revolution Hyd.	
12	Lifter, Bulk	79-71	HT-2011B Std Only	Hyd.; w/2 grooves; Carton of 117	
QTY	PUSH ROD	YEARS	PART NO.	DESCRIPTION	
12	Push Rod	79-75	RP-3171 Std Only	VINTAGE; 9.5940" O.A.L.	
12	Push Rod	74	RP-3163 Std Only	VINTAGE; w/Cast iron rocker arms; 9.6560" O.A.L.	
12	Push Rod	74	RP-3171 Std Only	VINTAGE; w/Stamped steel rocker arms; 9.5940" O.A.L.	
12	Push Rod	73-72	RP-3163 Std Only	VINTAGE; 9.6560" O.A.L.	
QTY	ROCKER PARTS	YEARS	PART NO.	DESCRIPTION	
6	Arm Assy.	79-74	R-905 Std Only	Incl. 2-arms, 2-pivots & 1-bridge; Stamped rocker arm	
6	Arm Assy., Bulk	79-74	R-905B Std Only	Incl. 2-arms, 2-pivots & 1-bridge; Stamped rocker arm; Carton of 32	
6	Arm	79-74	R-905A Std Only	Stamped rocker arm	
6	Bridge	79-74	MR-1840 Std Only		
6	Pivot	79-74	MR-1909 Std Only	Incl. 2-pivots & 1-bridge	
6	Pivot	79-74	MR-1839 Std Only	Pivot only	
QTY	VALVE	YEARS	PART NO.	DESCRIPTION	
6	Exhaust	79-74	V-2023 Std Only	VINTAGE; w/o Rotators; 4 groove; Chrome plated stem; 1.4060" Head Dia., 0.3720" Stem Dia., 4.8920" O.A.L.	
6	Exhaust	73	V-2023 Std Only	Jeep Commando Base; VINTAGE; 4 groove; Chrome plated stem; 1.4060" Head Dia., 0.3720" Stem Dia., 4.8920" O.A.L.	
6	Exhaust	73	V-2023 Std Only	Exc. Jeep Commando Base; VINTAGE; w/o Rotators; 4 groove; Chrome plated stem; 1.4060" Head Dia., 0.3720" Stem Dia., 4.8920" O.A.L.	
6	Exhaust	72-71	V-2023 Std Only	VINTAGE; 4 groove; Chrome plated stem; 1.4060" Head Dia., 0.3720" Stem Dia., 4.8920" O.A.L.	
6	Intake	79-71	V-1981 Std Only	VINTAGE; 4 groove; 1.7870" Head Dia., 0.3720" Stem Dia., 4.8990" O.A.L.	
QTY	VALVE GUIDE	YEARS	PART NO.	DESCRIPTION	
24	Guide	73	VG-5062 Std Only	Jeep Commando Base; 0.3735" ID, 2.3800" O.A.L	
24	Guide	72-71	VG-5062 Std Only	0.3735" ID, 2.3800" O.A.L	
QTY	VALVE SPRING	YEARS	PART NO.	DESCRIPTION	
12	Spring	79-78	VS-743 Std Only	1.9900" Free Height	
12	Spring	77-74	VS-666 Std Only	VINTAGE; w/o Rotators; w/damper; 2.2600" Free Height	
12	Spring	77	VS-743 Std Only	w/Rotators; 1.9900" Free Height	
12	Spring	73-71	VS-666 Std Only	VINTAGE; w/damper; 2.2600" Free Height	

(continued on next page)

Jeep Truck (Incl. Jeep, Willys)

258 4.2L (4229cc) OHV L6 (12 Valve), 3.75" Bore (AMC Eng.), 1 Bbl. "VIN A" 1979-1971 **37**
(cont.)

	QTY	VALVE SEAL	YEARS	PART NO.	DESCRIPTION
VALVE TRAIN	12	Valve Stem Seal	79-71	ST-2004 Std Only	Positive type; Installation requires valve guide machining; (RBBTF) Rubber/PTFE
	12	Valve Stem Seal Bulk	79-71	ST-2004BC Std Only	Positive type; Installation requires valve guide machining; Carton of 100; (RBBTF) Rubber/PTFE
	6	Seat	79-71	245-1500-1 Std Only	Loc. Exh.; 1.5045" OD, 1.2500" ID, 0.2160" Depth
	6	Seat	79-71	245-1500-1N Std Only	Loc. Exh.; Premium Material; 1.5045" OD, 1.2500" ID, 0.2160" Depth
	6	Seat	79-71	245-1875-1 Std Only	Loc. Int.; 1.8810" OD, 1.6100" ID, 0.2485" Depth
	6	Seat	79-71	245-1875-1N Std Only	Loc. Int.; Premium Material; 1.8810" OD, 1.6100" ID, 0.2485" Depth
	24	Keeper	79-71	VK-174 Std Only	4 groove
	24	Keeper	79-71	VK-174R Std Only	4 groove; Hardened
	24	Keeper	78-74	VK-115A Std Only	1 groove; Square cut key groove; Carton pack 24
	24	Keeper	78-74	VK-115 Std Only	1 groove; Square cut key groove; Carton pack 32
	24	Keeper	78-74	VK-115R Std Only	1 groove; Square cut key groove; Hardened
	24	Keeper	73-71	VK-138A Std Only	1 groove; Square cut key groove; Carton pack 24
24	Keeper	73-71	VK-138 Std Only	1 groove; Square cut key groove; Carton pack 32	
24	Keeper	73-71	VK-138R Std Only	1 groove; Square cut key groove; Hardened	
24	Keeper, Bulk	78-74	VK-115B Std Only	1 groove; Square cut key groove; Carton of 1000	
24	Keeper, Bulk	73-71	VK-138B Std Only	1 groove; Square cut key groove; Carton of 1000	
12	Spring Insert	79-71	259-203C Std Only	.015"; Carton of 100	
12	Spring Insert	79-71	259-203B Std Only	.030"; Carton of 100	
12	Spring Insert	79-71	259-203BRS Std Only	.030"; Carton of 500	
12	Spring Insert	79-71	259-203A Std Only	.060"; Carton of 100	
12	Spring Insert	79-71	259-203ARS Std Only	.060"; Carton of 500	
BLOCK	6	Cast Piston	79-78	456NP + Std-40-60	8.3:1 C.R.; Cast; .9313" Pin Dia.; 2 Rings 5/64 Groove, 1 Ring 3/16 Groove, 1.580 CD, D Shaped Recessed Head .126 deep; Superseded - When depleted use 456AP
	6	Cast Piston	79-78	456AP Std-30-40-60	VINTAGE; 8.3:1 C.R.
	6	Cast Piston	77	456NP + Std-40-60	Engs. w/water temp. sending unit located at top left corner at rear of cyl. head; 8.3:1 C.R.; Cast; .9313" Pin Dia.; 2 Rings 5/64 Groove, 1 Ring 3/16 Groove, 1.580 CD, D Shaped Recessed Head .126 deep; Superseded - When depleted use 456AP
	6	Cast Piston	77	456AP Std-30-40-60	VINTAGE; Engs. w/water temp. sending unit located at top left corner at rear of cyl. head; 8.3:1 C.R.
	6	Cast Piston	77	409P Std-20-30-40-60	VINTAGE; Exc. Engs. w/water temp. sending unit located at top left corner at rear of cyl. head; 8.0:1 C.R.; Cast; .931" Pin Dia.; 2 Rings 5/64 Groove, 1 Ring 3/16 Groove, 1.581 CD, Recessed Head .108 deep x 3.125 dia.
	6	Cast Piston	76-71	409P Std-20-30-40-60	VINTAGE; 8.0:1 C.R.; Cast; .931" Pin Dia.; 2 Rings 5/64 Groove, 1 Ring 3/16 Groove, 1.581 CD, Recessed Head .108 deep x 3.125 dia.
	6	Cast Piston - Individual	79-78	W456AP Std-40	8.3:1 C.R.
	6	Cast Piston - Individual	79-78	W456P 60 60	VINTAGE; 8.3:1 C.R.; Cast; .931" Pin Dia.; 2 Rings 5/64 Groove, 1 Ring 3/16 Groove, 1.581 CD, Recessed Head .126 deep
	6	Cast Piston - Individual	77	W456AP Std-40	Engs. w/water temp. sending unit located at top left corner at rear of cyl. head; 8.3:1 C.R.
	6	Cast Piston - Individual	77	W456P 60 60	VINTAGE; Engs. w/water temp. sending unit located at top left corner at rear of cyl. head; 8.3:1 C.R.; Cast; .931" Pin Dia.; 2 Rings 5/64 Groove, 1 Ring 3/16 Groove, 1.581 CD, Recessed Head .126 deep
	6	Cast Piston - Individual	77	W409P Std-20-30-40-60	VINTAGE; Exc. Engs. w/water temp. sending unit located at top left corner at rear of cyl. head; 8.0:1 C.R.; Cast; .931" Pin Dia.; 2 Rings 5/64 Groove, 1 Ring 3/16 Groove, 1.581 CD, Recessed Head .108 deep x 3.125 dia.
	6	Cast Piston - Individual	76-71	W409P Std-20-30-40-60	VINTAGE; 8.0:1 C.R.; Cast; .931" Pin Dia.; 2 Rings 5/64 Groove, 1 Ring 3/16 Groove, 1.581 CD, Recessed Head .108 deep x 3.125 dia.
	1	Premium Set	79-71	E-222K Std-20-30-40-60	2-5/64, 1-3/16; Premium Moly
	1	Standard Set	79-71	E-222X Std-20-30-40-60	2-5/64, 1-3/16; Iron
	1	Repair Sleeve	79-71	SL-19M Std Only	3/32" wall, must be cut to correct length
1	Main Set	79-71	4289M Std-10-20-30-40-60		

(continued on next page)

Jeep Truck (Incl. Jeep, Willys)

37 258 4.2L (4229cc) OHV L6 (12 Valve), 3.75" Bore (AMC Eng.), 1 Bbl. "VIN A" 1979-1971 (cont.)

BLOCK	ENGINE BEARINGS				BLOCK	
	QTY	(cont.)	YEARS	PART NO.		DESCRIPTION
	1	Rod Set	79-71	6-3310CPA		Std-1-10-20-30-40-50-60
	6	Rod Pair	79-71	3310CPA		Std-1-2-10-20-30-40-50-60
	1	Cam Set	79-71	1244M		Std-10
	QTY	OIL PUMP				DESCRIPTION
	1	Oil Pump	79-71	224-43428		Incl. pump & screen
	1	Oil Pump	79-71	224-41199		Replaces pump w/o cover having tab & slotted hole
	1	Screen Assy.	78-75	224-15056		Use w/oil pump having cover w/tab & slotted hole
	1	Screen Assy.	74	224-15056		Exc. Jeep DJ-5 Base; Use w/oil pump having cover w/tab & slotted hole
1	Screen Assy.	73-72	224-15056	Use w/oil pump having cover w/tab & slotted hole		
QTY	GASKETS			DESCRIPTION		
1	Kit Gasket Set	79-71	260-1007	VINTAGE; Premium valve stem seals incl.		
QTY	FREEZE PLUGS			DESCRIPTION		
1	Brass Block Plug Kit	79-71	381-8000	Incl. 6, 2" OD brass cup plugs for 4, 5, & 6 plug engines		
1	Steel Shallow Cup Freeze Plug	79-71	381-2170	VINTAGE; 2.141" Diameter		

38 258 4.2L (4229cc) OHV L6 (12 Valve), 3.75" Bore (AMC Eng.), 2 Bbl. "VIN C" 1980-1977

VALVE TRAIN	TIMING				VALVE TRAIN	
	QTY		YEARS	PART NO.		DESCRIPTION
	1	3 Piece Set	80-77	KT3-494S		(1) 222-494; (1) 223-355; (1) 223-388
	1	Timing Chain	80-77	222-494		48 Links
	1	Crank Sprocket	80-77	223-355		18 Teeth
	1	Cam Sprocket	80-77	223-388		36 Teeth
	QTY	CAMSHAFT/LIFTER				DESCRIPTION
	1	Camshaft	80-79	CS-652		VINTAGE; w/M/T; Hydraulic, (050) Duration at .050 Lobe Lift, 185 Exh., 185 Int., 110 Degrees Lobe Separation
	1	Prelube		55-403		Std Only 1.5 oz. packet
	1	Prelube		55-400		Std Only 4 oz. bottle; 1.5 oz. packet No. 55-403 also avail.
12	Lifter	80-77	HT-2011	Std Only Hyd.; w/2 grooves		
12	Lifter	80-77	HT-2011R	Std Only Speed-Pro Hi-Revolution Hyd.		
12	Lifter, Bulk	80-77	HT-2011B	Std Only Hyd.; w/2 grooves; Carton of 117		
QTY	PUSH ROD			DESCRIPTION		
12	Push Rod	80-77	RP-3171	Std Only VINTAGE; 9.5940" O.A.L.		
QTY	ROCKER PARTS			DESCRIPTION		
6	Arm Assy.	80-77	R-905	Std Only Incl. 2-arms, 2-pivots & 1-bridge; Stamped rocker arm		
6	Arm Assy., Bulk	80-77	R-905B	Std Only Incl. 2-arms, 2-pivots & 1-bridge; Stamped rocker arm; Carton of 32		
6	Arm	80-77	R-905A	Std Only Stamped rocker arm		
6	Bridge	80-77	MR-1840	Std Only		
6	Pivot	80-77	MR-1909	Std Only Incl. 2-pivots & 1-bridge		
6	Pivot	80-77	MR-1839	Std Only Pivot only		
QTY	VALVE			DESCRIPTION		
6	Exhaust	80-77	V-2023	Std Only VINTAGE; w/o Rotators; 4 groove; Chrome plated stem; 1.4060" Head Dia., 0.3720" Stem Dia., 4.8920" O.A.L.		
6	Intake	80-77	V-1981	Std Only VINTAGE; 4 groove; 1.7870" Head Dia., 0.3720" Stem Dia., 4.8990" O.A.L.		
QTY	VALVE SPRING			DESCRIPTION		
12	Spring	80-78	VS-743	Std Only 1.9900" Free Height		
12	Spring	77	VS-666	Std Only VINTAGE; w/o Rotators; w/damper; 2.2600" Free Height		
12	Spring	77	VS-743	Std Only w/Rotators; 1.9900" Free Height		
QTY	VALVE SEAL			DESCRIPTION		
12	Valve Stem Seal	80-77	ST-2004	Std Only Positive type; Installation requires valve guide machining; (RBBTF) Rubber/PTFE		
12	Valve Stem Seal Bulk	80-77	ST-2004BC	Std Only Positive type; Installation requires valve guide machining; Carton of 100; (RBBTF) Rubber/PTFE		
QTY	VALVE SEAT			DESCRIPTION		
6	Seat	80-77	245-1500-1	Std Only Loc. Exh.; 1.5045" OD, 1.2500" ID, 0.2160" Depth		
6	Seat	80-77	245-1500-1N	Std Only Loc. Exh.; Premium Material; 1.5045" OD, 1.2500" ID, 0.2160" Depth		
6	Seat	80-77	245-1875-1	Std Only Loc. Int.; 1.8810" OD, 1.6100" ID, 0.2485" Depth		
6	Seat	80-77	245-1875-1N	Std Only Loc. Int.; Premium Material; 1.8810" OD, 1.6100" ID, 0.2485" Depth		
QTY	VALVE, MISC			DESCRIPTION		
24	Keeper	80-77	VK-174	Std Only 4 groove		
24	Keeper	80-77	VK-174R	Std Only 4 groove; Hardened		
24	Keeper	78-77	VK-115A	Std Only 1 groove; Square cut key groove; Carton pack 24		

(continued on next page)

Jeep Truck (Incl. Jeep, Willys)

258 4.2L (4229cc) OHV L6 (12 Valve), 3.75" Bore (AMC Eng.), 2 Bbl. "VIN C" 1980-1977 38
(cont.)

QTY	VALVE, MISC (cont.)	YEARS	PART NO.	DESCRIPTION
24	Keeper	78-77	VK-115 Std Only	1 groove; Square cut key groove; Carton pack 32
24	Keeper	78-77	VK-115R Std Only	1 groove; Square cut key groove; Hardened
24	Keeper, Bulk	78-77	VK-115B Std Only	1 groove; Square cut key groove; Carton of 1000
12	Spring Insert	80-77	259-203C Std Only	.015"; Carton of 100
12	Spring Insert	80-77	259-203B Std Only	.030"; Carton of 100
12	Spring Insert	80-77	259-203BRS Std Only	.030"; Carton of 500
12	Spring Insert	80-77	259-203A Std Only	.060"; Carton of 100
12	Spring Insert	80-77	259-203ARS Std Only	.060"; Carton of 500
QTY	PISTON	YEARS	PART NO.	DESCRIPTION
6	Cast Piston	80-79	470AP Std-20-30-40-60	Cast; .9313" Pin Dia.; 2 Rings 5/64 Groove, 1 Ring 3/16 Groove, 1.633 CD, D Shaped Recessed Head .178 deep
6	Cast Piston	79-78	456NP + Std-40-60	8.3:1 C.R.; Cast; .9313" Pin Dia.; 2 Rings 5/64 Groove, 1 Ring 3/16 Groove, 1.580 CD, D Shaped Recessed Head .126 deep; Superseded - When depleted use 456AP
6	Cast Piston	79-78	456AP Std-30-40-60	VINTAGE; 8.3:1 C.R.
6	Cast Piston	77	456NP + Std-40-60	Engs. w/water temp. sending unit located at top left corner at rear of cyl. head; 8.3:1 C.R.; Cast; .9313" Pin Dia.; 2 Rings 5/64 Groove, 1 Ring 3/16 Groove, 1.580 CD, D Shaped Recessed Head .126 deep; Superseded - When depleted use 456AP
6	Cast Piston	77	456AP Std-30-40-60	VINTAGE; Engs. w/water temp. sending unit located at top left corner at rear of cyl. head; 8.3:1 C.R.
6	Cast Piston	77	409P Std-20-30-40-60	VINTAGE; Exc. Engs. w/water temp. sending unit located at top left corner at rear of cyl. head; 8.0:1 C.R.; Cast; .931" Pin Dia.; 2 Rings 5/64 Groove, 1 Ring 3/16 Groove, 1.581 CD, Recessed Head .108 deep x 3.125 dia.
6	Cast Piston - Individual	80-79	W470AP Std-30-40-60	Cast; .9313" Pin Dia.; 2 Rings 5/64 Groove, 1 Ring 3/16 Groove, 1.633 CD, D Shaped Recessed Head .178 deep
6	Cast Piston - Individual	79-78	W456AP Std-40	8.3:1 C.R.
6	Cast Piston - Individual	79-78	W456P 60 60	VINTAGE; 8.3:1 C.R.; Cast; .931" Pin Dia.; 2 Rings 5/64 Groove, 1 Ring 3/16 Groove, 1.581 CD, Recessed Head .126 deep
6	Cast Piston - Individual	77	W456AP Std-40	Engs. w/water temp. sending unit located at top left corner at rear of cyl. head; 8.3:1 C.R.
6	Cast Piston - Individual	77	W456P 60 60	VINTAGE; Engs. w/water temp. sending unit located at top left corner at rear of cyl. head; 8.3:1 C.R.; Cast; .931" Pin Dia.; 2 Rings 5/64 Groove, 1 Ring 3/16 Groove, 1.581 CD, Recessed Head .126 deep
6	Cast Piston - Individual	77	W409P Std-20-30-40-60	VINTAGE; Exc. Engs. w/water temp. sending unit located at top left corner at rear of cyl. head; 8.0:1 C.R.; Cast; .931" Pin Dia.; 2 Rings 5/64 Groove, 1 Ring 3/16 Groove, 1.581 CD, Recessed Head .108 deep x 3.125 dia.
1	Cast Piston Set w/Prem. Rings	80-79	6K470AP 30 30	Cast; .9313" Pin Dia.; 2 Rings 5/64 Groove, 1 Ring 3/16 Groove, 1.633 CD, D Shaped Recessed Head .178 deep
QTY	RINGS	YEARS	PART NO.	DESCRIPTION
1	Premium Set	80-77	E-222K Std-20-30-40-60	2-5/64, 1-3/16; Premium Moly
1	Standard Set	80-77	E-222X Std-20-30-40-60	2-5/64, 1-3/16; Iron
QTY	SLEEVE	YEARS	PART NO.	DESCRIPTION
1	Repair Sleeve	80-77	SL-19M Std Only	3/32" wall, must be cut to correct length
QTY	ENGINE BEARINGS	YEARS	PART NO.	DESCRIPTION
1	Main Set	80-77	4289M Std-10-20-30-40-60	
1	Rod Set	80-77	6-3310CPA Std-1-10-20-30-40-50-60	
6	Rod Pair	80-77	3310CPA Std-1-2-10-20-30-40-50-60	
1	Cam Set	80-77	1244M Std-10	
QTY	OIL PUMP	YEARS	PART NO.	DESCRIPTION
1	Oil Pump	80-77	224-43428	Incl. pump & screen
1	Oil Pump	80-77	224-41199	Replaces pump w/o cover having tab & slotted hole
1	Screen Assy.	80-77	224-15056	Use w/oil pump having cover w/tab & slotted hole
QTY	GASKETS	YEARS	PART NO.	DESCRIPTION
1	Kit Gasket Set	80-77	260-1007	VINTAGE; Premium valve stem seals incl.
QTY	FREEZE PLUGS	YEARS	PART NO.	DESCRIPTION
1	Brass Block Plug Kit	80-77	381-8000	Incl. 6, 2" OD brass cup plugs for 4, 5, & 6 plug engines
1	Steel Shallow Cup Freeze Plug	80-77	381-2170	VINTAGE; 2.141" Diameter

BLOCK

BLOCK

Jeep Truck (Incl. Jeep, Willys)

39 304 5.0L (4982cc) OHV V8 (16 Valve), 3.75" Bore (AMC Eng.), 2 Bbl. "VIN H" 1980-1971

VALVE TRAIN

VALVE TRAIN

QTY	TIMING	YEARS	PART NO.	DESCRIPTION
1	3 Piece Set	80-71	KT3-369S	1/2" wide timing sprocket teeth; Can be used as complete set to replace earlier 5/8" wide timing drives; (1) 222-369; (1) 223-512; (1) 223-515
1	3 Piece Set	80-71	KT3-349S	5/8" wide sprocket teeth; (1) 222-349; (1) 223-281; (1) 223-412
1	3 Piece Set	73-72	KT3-494S	Jeep Commando Base; (1) 222-494; (1) 223-355; (1) 223-388
1	Timing Chain	80-71	222-349	5/8" wide; 62 Links
1	Crank Sprocket	80-71	223-281	Use w/5/8" wide chain; 23 Teeth
1	Crank Gear	73-72	221-2901	Jeep Commando Base; VINTAGE; 28 Teeth
1	Cam Gear	73-72	221-2900	Jeep Commando Base; VINTAGE; 56 Teeth
QTY	CAMSHAFT/LIFTER	YEARS	PART NO.	DESCRIPTION
1	Camshaft	80-71	CS-646	Hydraulic, (050) Duration at .050 Lobe Lift, 196 Exh., 196 Int., 110 Degrees Lobe Separation
1	Prelube		55-403 Std Only	1.5 oz. packet
1	Prelube		55-400 Std Only	4 oz. bottle; 1.5 oz. packet No. 55-403 also avail.
16	Lifter	80-71	HT-2011 Std Only	Hyd.; w/2 grooves
16	Lifter	80-71	HT-2011R Std Only	Speed-Pro Hi-Revolution Hyd.
16	Lifter, Bulk	80-71	HT-2011B Std Only	Hyd.; w/2 grooves; Carton of 117
QTY	CAM KIT	YEARS	PART NO.	DESCRIPTION
1	Cam/Lifter Kit	80-71	KC-646	Hyd.; (1) 55-403B; (1) CS-646; (16) HT-2011
1	Cam/Lifter/Timing Kit	80-79	KCT-646A	Hyd.; Incl. timing set w/1/2" wide teeth; Can be used as complete set to replace earlier 5/8" wide timing drives; (1) 55-403B; (1) CS-646; (16) HT-2011; (1) KT3-369S
QTY	PUSH ROD	YEARS	PART NO.	DESCRIPTION
16	Push Rod	80-71	RP-3093 Std Only	7.7940" O.A.L.
16	Push Rod	80-71	RP-3212R Std-100-150-200	Chrome-Moly; 7.7900" O.A.L.
16	Push Rod, Bulk	80-71	BRP-3093 Std Only	Carton of 100; 7.7940" O.A.L.
16	Push Rod, Bulk	80-71	BRP-3212R Std-100	Chrome-Moly; Carton of 100; 7.7900" O.A.L.
QTY	ROCKER PARTS	YEARS	PART NO.	DESCRIPTION
8	Arm Assy.	80-73	R-875 Std Only	Incl. 2-arms, 2-pivots & 1-bridge
8	Arm Assy., Bulk	80-73	R-875B Std Only	Incl. 2-arms, 2-pivots & 1-bridge; Carton of 32
8	Arm	80-73	R-875A Std Only	
8	Bridge	80-73	MR-1840 Std Only	
16	Pivot	80-74	MR-1909 Std Only	Incl. 2-pivots & 1-bridge
8	Pivot	80-73	MR-1839 Std Only	Pivot only
16	Pivot	73	MR-1909 Std Only	Exc. Jeep Commando Base; Incl. 2-pivots & 1-bridge
QTY	VALVE	YEARS	PART NO.	DESCRIPTION
8	Exhaust	80-71	V-2023 Std Only	VINTAGE; 4 groove; Chrome plated stem; 1.4060" Head Dia., 0.3720" Stem Dia., 4.8920" O.A.L.
8	Intake	80-71	V-1981 Std Only	VINTAGE; 4 groove; 1.7870" Head Dia., 0.3720" Stem Dia., 4.8990" O.A.L.
QTY	VALVE GUIDE	YEARS	PART NO.	DESCRIPTION
16	Guide	80-71	VG-5062 Std Only	0.3735" ID, 2.3800" O.A.L
6	Guide	73-72	VG-5051T Std Only	Jeep Commando Base; Loc. Int.; Threaded; 0.3440" ID, 2.5000" O.A.L
QTY	VALVE SPRING	YEARS	PART NO.	DESCRIPTION
16	Spring	80-78	VS-743 Std Only	1.9900" Free Height
12	Spring	73-72	VS-644 Std Only	Jeep Commando Base; VINTAGE; 2.0300" Free Height
16	Spring	73-72	VS-666 Std Only	Jeep Commando Base; VINTAGE; w/damper; 2.2600" Free Height
QTY	VALVE SEAL	YEARS	PART NO.	DESCRIPTION
16	Valve Stem Seal	80-71	ST-2002 Std Only	Installation requires valve guide machining; (PLY) Polyacrylate
16	Valve Stem Seal	73-71	MV-1771C Std Only	Umbrella type; (PLY) Polyacrylate
16	Valve Stem Seal Bulk	80-71	ST-2002BC Std Only	Positive type; Installation requires valve guide machining; Carton of 100; (PLY) Polyacrylate
16	Valve Stem Seal Bulk	73-71	MV-1771 Std Only	Umbrella type; Carton of 100; (PLY) Polyacrylate
QTY	VALVE SEAT	YEARS	PART NO.	DESCRIPTION
8	Seat	80-71	245-1500-1 Std Only	Loc. Exh.; 1.5045" OD, 1.2500" ID, 0.2160" Depth
8	Seat	80-71	245-1500-1N Std Only	Loc. Exh.; Premium Material; 1.5045" OD, 1.2500" ID, 0.2160" Depth
8	Seat	80-71	245-1875-1 Std Only	Loc. Int.; 1.8810" OD, 1.6100" ID, 0.2485" Depth
8	Seat	80-71	245-1875-1N Std Only	Loc. Int.; Premium Material; 1.8810" OD, 1.6100" ID, 0.2485" Depth
QTY	VALVE, MISC	YEARS	PART NO.	DESCRIPTION
32	Keeper	80-71	VK-174 Std Only	4 groove
32	Keeper	80-71	VK-174R Std Only	4 groove; Hardened
16	Spring Insert	80-71	259-203C Std Only	.015"; Carton of 100
16	Spring Insert	80-71	259-203B Std Only	.030"; Carton of 100

(continued on next page)

Jeep Truck (Incl. Jeep, Willys)

304 5.0L (4982cc) OHV V8 (16 Valve), 3.75" Bore (AMC Eng.), 2 Bbl. "VIN H" 1980-1971 39
(cont.)

QTY	VALVE, MISC (cont.)	YEARS	PART NO.	DESCRIPTION	
16	Spring Insert	80-71	259-203BRS Std Only	.030"; Carton of 500	
16	Spring Insert	80-71	259-203A Std Only	.060"; Carton of 100	
16	Spring Insert	80-71	259-203ARS Std Only	.060"; Carton of 500	
QTY	PISTON	YEARS	PART NO.	DESCRIPTION	
8	Cast Piston	80-71	1079NP 30 30-40-60	Cast	
8	Cast Piston - Individual	80-71	W1079NP 30 30-40	Cast	
8	Cast Piston - Individual	80-71	W1079P 30 30-40-60	Cast; .931" Pin Dia.; 2 Rings 5/64 Groove, 1 Ring 3/16 Groove, 1.581 CD, Recessed Head .130 deep x 3.320 dia. - 8.4:1 C.R.	
QTY	RINGS	YEARS	PART NO.	DESCRIPTION	
1	Premium Set	80-71	E-240K 20 20-30-40-60	2-5/64, 1-3/16; Premium Moly	
1	Standard Set	80-71	E-240X Std-30-40-60	2-5/64, 1-3/16; Iron	
QTY	SLEEVE	YEARS	PART NO.	DESCRIPTION	
1	Repair Sleeve	80-71	SL-19M Std Only	3/32" wall, must be cut to correct length	
QTY	ENGINE BEARINGS	YEARS	PART NO.	DESCRIPTION	
1	Main Set	80-71	5037M Std-1-10-20-30		
1	Main Set	80-71	7450M 20 20	.10MM O/S length flange brg.	
1	Main Set	73-72	7144MA Std-10-20-30-40	A-Series aluminum bearings	
1	Main Set	73-72	7150MA 10 10-20	A-Series aluminum bearings; .020" O/S length flange brg.	
1	Rod Set	80-71	8-3310CPA Std-10-20-30-40		
8	Rod Pair	80-71	3310CPA Std-1-2-10-20-30-40-50-60		
1	Cam Set	80-71	1401M Std Only		
QTY	OIL PUMP	YEARS	PART NO.	DESCRIPTION	
1	Oil Pump	73-72	224-43428	Jeep Commando Base; Incl. pump & screen	
1	Oil Pump	73-72	224-41199	Jeep Commando Base; Replaces pump w/o cover having tab & slotted hole	
1	Oil Pump	73-72	224-41255	Jeep Commando Base; VINTAGE	
1	Pump Repair Kit	80-71	224-51285		
1	Screen Assy.	80-71	224-14161		
QTY	GASKETS	YEARS	PART NO.	DESCRIPTION	
1	Kit Gasket Set	80-71	260-1010	Int. manifold gskt. not incl.; Premium valve stem seals incl.	
1	Valley Pan Gasket Set	80-71	260-4008		
QTY	FREEZE PLUGS	YEARS	PART NO.	DESCRIPTION	
1	Brass Block Plug Kit	80-71	381-8001		
1	Brass Block Plug Kit	73-72	381-8000	Jeep Commando Base; Incl. 6, 2" OD brass cup plugs for 4, 5, & 6 plug engines	
1	Brass Deep Cup Freeze Plug	80-71	381-9002	1.500" Diameter, 0.375" Height	
1	Steel Deep Cup Freeze Plug	80-71	381-3084	2.141" Diameter	
1	Steel Shallow Cup Freeze Plug	73-72	381-2170	Jeep Commando Base; VINTAGE; 2.141" Diameter	
RE-RING KIT		YEARS	DESCRIPTION	PREMIUM KIT NO.	ECONOMY KIT NO.
80-71			Int. manifold gskt. not incl.; Premium valve stem seals incl.	205-617	205-117
OVERHAUL KIT		YEARS	DESCRIPTION	PREMIUM KIT NO.	ECONOMY KIT NO.
80-71			Int. manifold gskt. not incl.; Premium valve stem seals incl.; Incl. timing set w/1/2" wide teeth; Can be used as complete set to replace earlier 5/8" wide timing drives	MK-617A	MK-117A

327 5.4L (5360cc) OHV V8 Vigilante (16 Valve), 4" Bore (AMC Eng.), 2 Bbl. "VIN E" 1968-1965 40

QTY	TIMING	YEARS	PART NO.	DESCRIPTION
1	Timing Chain	68-65	222-349	5/8" wide; 62 Links
1	Crank Sprocket	68-65	223-281	Use w/5/8" wide chain; 23 Teeth
QTY	CAMSHAFT/LIFTER	YEARS	PART NO.	DESCRIPTION
16	Lifter	68-66	HT-2011 Std Only	Hyd.; w/2 grooves
16	Lifter	68-66	HT-2011R Std Only	Speed-Pro Hi-Revolution Hyd.
16	Lifter, Bulk	68-66	HT-2011B Std Only	Hyd.; w/2 grooves; Carton of 117
QTY	PUSH ROD	YEARS	PART NO.	DESCRIPTION
16	Push Rod	68-65	RP-3083 Std Only	VINTAGE; 8.6870" O.A.L.
QTY	VALVE	YEARS	PART NO.	DESCRIPTION
8	Exhaust	68-65	V-2023 Std Only	VINTAGE; 4 groove; Chrome plated stem; 1.4060" Head Dia., 0.3720" Stem Dia., 4.8920" O.A.L.
8	Intake	68-65	V-1981 Std Only	VINTAGE; 4 groove; 1.7870" Head Dia., 0.3720" Stem Dia., 4.8990" O.A.L.
QTY	VALVE SPRING	YEARS	PART NO.	DESCRIPTION
16	Spring	68-65	VS-666 Std Only	VINTAGE; w/damper; 2.2600" Free Height

(continued on next page)

Jeep Truck (Incl. Jeep, Willys)

40 327 5.4L (5360cc) OHV V8 Vigilante (16 Valve), 4" Bore (AMC Eng.), 2 Bbl. "VIN E" 1968-1965
(cont.)

VALVE TRAIN		QTY	VALVE SEAL	YEARS	PART NO.	DESCRIPTION	VALVE TRAIN	
		16	Valve Stem Seal	68-65	ST-2011 Std Only	VINTAGE; Positive type; (RBBTF) Rubber/PTFE		
		16	Valve Stem Seal Bulk	68-65	ST-2011BC Std Only	Positive type; Carton of 100; (RBBTF) Rubber/PTFE		
VALVE SEAT		QTY	VALVE SEAT	YEARS	PART NO.	DESCRIPTION	VALVE SEAT	
		8	Seat	68-65	245-1500-1 Std Only	Loc. Exh.; 1.5045" OD, 1.2500" ID, 0.2160" Depth		
		8	Seat	68-65	245-1500-1N Std Only	Loc. Exh.; Premium Material; 1.5045" OD, 1.2500" ID, 0.2160" Depth		
		8	Seat	68-65	245-1875-1 Std Only	Loc. Int.; 1.8810" OD, 1.6100" ID, 0.2485" Depth		
		8	Seat	68-65	245-1875-1N Std Only	Loc. Int.; Premium Material; 1.8810" OD, 1.6100" ID, 0.2485" Depth		
VALVE, MISC		QTY	VALVE, MISC	YEARS	PART NO.	DESCRIPTION	VALVE, MISC	
		32	Keeper	68-65	VK-174 Std Only	4 groove		
		32	Keeper	68-65	VK-174R Std Only	4 groove; Hardened		
		16	Spring Insert	68-65	259-203C Std Only	.015"; Carton of 100		
		16	Spring Insert	68-65	259-203B Std Only	.030"; Carton of 100		
		16	Spring Insert	68-65	259-203BRS Std Only	.030"; Carton of 500		
		16	Spring Insert	68-65	259-203A Std Only	.060"; Carton of 100		
		16	Spring Insert	68-65	259-203ARS Std Only	.060"; Carton of 500		
BLOCK		QTY	RINGS	YEARS	PART NO.	DESCRIPTION	BLOCK	
		1	Premium Set	68-65	E-251KC Std-20-30-40-60	2-5/64, 1-3/16; Premium Chrome		
		1	Premium Set	68-65	E-251K Std-10-20-30-40-60	2-5/64, 1-3/16; Premium Moly		
		1	Standard Set	68-65	E-251X Std-10-20-30-40-60-80	2-5/64, 1-3/16; Iron		
		8	Premium Single Cylinder Set	68-65	WE-251K Std-30-40-60	2-5/64, 1-3/16; Premium Moly		
		8	Standard Single Cylinder Set	68-65	WE-251X Std-30-40-60	2-5/64, 1-3/16; Iron		
SLEEVE		QTY	SLEEVE	YEARS	PART NO.	DESCRIPTION	SLEEVE	
		8	Repair Sleeve	68-65	SL-22Y Std Only	1/8" wall, must be cut to correct length; O.A.L. 10.250"		
		8	Repair Sleeve	68-65	SL-22M Std Only	3/32" wall, must be cut to correct length; O.A.L. 10.250"		
ENGINE BEARINGS		QTY	ENGINE BEARINGS	YEARS	PART NO.	DESCRIPTION	ENGINE BEARINGS	
		1	Main Set	68-65	4010M Std-10	VINTAGE		
		8	Rod Pair	68-65	2230CP Std-10-20	VINTAGE		
OIL PUMP		QTY	OIL PUMP	YEARS	PART NO.	DESCRIPTION	OIL PUMP	
		1	Pump Repair Kit	68-67	224-51285			
		1	Screen Assy.	68-65	224-14161			

41 327 5.4L (5360cc) OHV V8 Vigilante (16 Valve), 4" Bore (AMC Eng.), 4 Bbl. "VIN E" 1968-1965

VALVE TRAIN		QTY	TIMING	YEARS	PART NO.	DESCRIPTION	VALVE TRAIN	
		1	Timing Chain	68-65	222-349	5/8" wide; 62 Links		
		1	Crank Sprocket	68-65	223-281	Use w/5/8" wide chain; 23 Teeth		
CAMSHAFT/LIFTER		QTY	CAMSHAFT/LIFTER	YEARS	PART NO.	DESCRIPTION	CAMSHAFT/LIFTER	
		16	Lifter	68-66	HT-2011 Std Only	Hyd.; w/2 grooves		
		16	Lifter	68-66	HT-2011R Std Only	Speed-Pro Hi-Revolution Hyd.		
		16	Lifter, Bulk	68-66	HT-2011B Std Only	Hyd.; w/2 grooves; Carton of 117		
PUSH ROD		QTY	PUSH ROD	YEARS	PART NO.	DESCRIPTION	PUSH ROD	
		16	Push Rod	68-65	RP-3083 Std Only	VINTAGE; 8.6870" O.A.L.		
VALVE		QTY	VALVE	YEARS	PART NO.	DESCRIPTION	VALVE	
		8	Exhaust	68-65	V-2023 Std Only	VINTAGE; 4 groove; Chrome plated stem; 1.4060" Head Dia., 0.3720" Stem Dia., 4.8920" O.A.L.		
		8	Intake	68-65	V-1981 Std Only	VINTAGE; 4 groove; 1.7870" Head Dia., 0.3720" Stem Dia., 4.8990" O.A.L.		
VALVE SPRING		QTY	VALVE SPRING	YEARS	PART NO.	DESCRIPTION	VALVE SPRING	
		16	Spring	68-65	VS-666 Std Only	VINTAGE; w/damper; 2.2600" Free Height		
VALVE SEAL		QTY	VALVE SEAL	YEARS	PART NO.	DESCRIPTION	VALVE SEAL	
		16	Valve Stem Seal	68-65	ST-2011 Std Only	VINTAGE; Positive type; (RBBTF) Rubber/PTFE		
		16	Valve Stem Seal Bulk	68-65	ST-2011BC Std Only	Positive type; Carton of 100; (RBBTF) Rubber/PTFE		
VALVE SEAT		QTY	VALVE SEAT	YEARS	PART NO.	DESCRIPTION	VALVE SEAT	
		8	Seat	68-65	245-1500-1 Std Only	Loc. Exh.; 1.5045" OD, 1.2500" ID, 0.2160" Depth		
		8	Seat	68-65	245-1500-1N Std Only	Loc. Exh.; Premium Material; 1.5045" OD, 1.2500" ID, 0.2160" Depth		
		8	Seat	68-65	245-1875-1 Std Only	Loc. Int.; 1.8810" OD, 1.6100" ID, 0.2485" Depth		
		8	Seat	68-65	245-1875-1N Std Only	Loc. Int.; Premium Material; 1.8810" OD, 1.6100" ID, 0.2485" Depth		
VALVE, MISC		QTY	VALVE, MISC	YEARS	PART NO.	DESCRIPTION	VALVE, MISC	
		32	Keeper	68-65	VK-174 Std Only	4 groove		
		32	Keeper	68-65	VK-174R Std Only	4 groove; Hardened		
		16	Spring Insert	68-65	259-203C Std Only	.015"; Carton of 100		
		16	Spring Insert	68-65	259-203B Std Only	.030"; Carton of 100		
		16	Spring Insert	68-65	259-203BRS Std Only	.030"; Carton of 500		
		16	Spring Insert	68-65	259-203A Std Only	.060"; Carton of 100		

(continued on next page)

Jeep Truck (Incl. Jeep, Willys)

327 5.4L (5360cc) OHV V8 Vigilante (16 Valve), 4" Bore (AMC Eng.), 4 Bbl. "VIN E" 1968-1965 41
(cont.)

	QTY	VALVE, MISC (cont.)	YEARS	PART NO.	DESCRIPTION
	16	Spring Insert	68-65	259-203ARS Std Only	.060"; Carton of 500
BLOCK	RINGS				
	1	Premium Set	68-65	E-251KC Std-20-30-40-60	2-5/64, 1-3/16; Premium Chrome
	1	Premium Set	68-65	E-251K Std-10-20-30-40-60	2-5/64, 1-3/16; Premium Moly
	1	Standard Set	68-65	E-251X Std-10-20-30-40-60-80	2-5/64, 1-3/16; Iron
	8	Premium Single Cylinder Set	68-65	WE-251K Std-30-40-60	2-5/64, 1-3/16; Premium Moly
	8	Standard Single Cylinder Set	68-65	WE-251X Std-30-40-60	2-5/64, 1-3/16; Iron
	SLEEVE				
	8	Repair Sleeve	68-65	SL-22Y Std Only	1/8" wall, must be cut to correct length; O.A.L. 10.250"
	8	Repair Sleeve	68-65	SL-22M Std Only	3/32" wall, must be cut to correct length; O.A.L. 10.250"
	ENGINE BEARINGS				
1	Main Set	68-65	4010M Std-10	VINTAGE	
8	Rod Pair	68-65	2230CP Std-10-20	VINTAGE	
OIL PUMP					
1	Pump Repair Kit	68-67	224-51285		
1	Screen Assy.	68-65	224-14161		

350 5.7L (5736cc) OHV V8 (16 Valve) (Buick), 3.8" Bore (GMC Eng.), 2 Bbl. "VIN 9" 1971-1969 42

	QTY	TIMING	YEARS	PART NO.	DESCRIPTION
	1	3 Piece Set	71-69	KT3-359S	VINTAGE; (1) 222-359; (1) 223-323; (1) 223-334
	1	Timing Chain	71-69	222-359	54 Links
	1	Crank Sprocket	71-69	223-323	20 Teeth
VALVE TRAIN	CAMSHAFT/LIFTER				
	16	Lifter	71-69	HT-969 Std Only	Use w/hollow push rods; Hyd.; w/.440" wide oil groove
	16	Lifter	69	HT-896 Std Only	VINTAGE; Use w/solid push rods; Hyd.
	16	Lifter, Bulk	71-69	HT-969B Std Only	Use w/hollow push rods; Hyd.; Carton of 128
	16	Lifter, Bulk	69	HT-896B Std Only	VINTAGE; Use w/solid push rods; Hyd.; Carton of 126
	PUSH ROD				
	16	Push Rod	71-70	RP-3180 Std Only	9.6800" O.A.L.
	16	Push Rod	71-70	RP-3214R Std Only	Chrome-Moly; 9.6800" O.A.L.
	16	Push Rod, Bulk	71-70	BRP-3180 Std Only	Carton of 100; 9.6800" O.A.L.
	VALVE GUIDE				
16	Guide	71-69	VG-5062 Std Only	0.3735" ID, 2.3800" O.A.L.	
VALVE SEAL					
16	Valve Stem Seal	71-69	ST-2002 Std Only	Installation requires valve guide machining; (PLY) Polyacrylate	
16	Valve Stem Seal Bulk	71-69	ST-2002BC Std Only	Positive type; Installation requires valve guide machining; Carton of 100; (PLY) Polyacrylate	
VALVE SEAT					
8	Seat	71-69	245-1625-1 Std Only	Loc. Exh.; 1.6300" OD, 1.3750" ID, 0.2160" Depth	
8	Seat	71-69	245-1625-1N Std Only	Loc. Exh.; Premium Material; 1.6300" OD, 1.3750" ID, 0.2160" Depth	
8	Seat	71-69	245-2000-1 Std Only	Loc. Int.; 2.0055" OD, 1.7500" ID, 0.2160" Depth	
VALVE, MISC					
32	Keeper	71-69	VK-97 Std Only	VINTAGE; 1 groove; Square cut key groove	
16	Spring Insert	71-69	259-201B Std Only	.030"; Carton of 100	
16	Spring Insert	71-69	259-201A Std Only	.060"; Carton of 100	
16	Spring Insert	71-69	259-201ARS Std Only	.060"; Carton of 500	

	QTY	PISTON	YEARS	PART NO.	DESCRIPTION
	8	Cast Piston	71-69	657P 30	VINTAGE; Cast; .9397" Pin Dia.; 2 Rings 5/64 Groove, 1 Ring 3/16 Groove, 1.800 CD, Recessed Head .245 deep x 3.050 dia.
BLOCK	RINGS				
	1	Premium Set	71-69	E-288KC 20 20-40	2-5/64, 1-3/16; Premium Chrome
	1	Premium Set	71-69	E-288K Std-20-30-40-60	2-5/64, 1-3/16; Premium Moly
	1	Standard Set	71-69	E-288X Std-20-30-40-60	2-5/64, 1-3/16; Iron
	ENGINE BEARINGS				
	1	Main Set	71-69	4418M Std-10-20-30	VINTAGE
	1	Rod Set	71-69	8-2500RAA Std-10-20-30-40	A-Series aluminum bearings
	8	Rod Pair	71-69	2500RAA Std-2-10-20-30-40	A-Series aluminum bearings
	1	Cam Set	71-69	1422M Std Only	VINTAGE; w/oil hole
	OIL PUMP				
1	Pump Repair Kit	71-69	224-518	Gear type	
1	Pump Repair Kit	71-69	224-518V	High Volume; Installation may require timing cover removal	

(continued on next page)

Jeep Truck (Incl. Jeep, Willys)

42 350 5.7L (5736cc) OHV V8 (16 Valve) (Buick), 3.8" Bore (GMC Eng.), 2 Bbl. "VIN 9" 1971-1969 (cont.)

QTY	OIL PUMP (cont.)	YEARS	PART NO.	DESCRIPTION
1	Pump Repair Kit	71-69	224-518TP	Thrust plate kit; Provides new wear surface for scored or worn housing cover; Contains necessary screws, gskts. and instructions
QTY	GASKETS	YEARS	PART NO.	DESCRIPTION
1	Kit Gasket Set	71-69	260-1012	Int. manifold gskt. not incl.; Premium valve stem seals incl.
1	Valley Pan Gasket Set	71-69	260-4012	

43 350 5.7L (5736cc) OHV V8 (16 Valve) (Buick), 3.8" Bore (GMC Eng.), 2 Bbl. "VIN K" 1971

QTY	TIMING	YEARS	PART NO.	DESCRIPTION
1	3 Piece Set	71	KT3-359S	VINTAGE; (1) 222-359; (1) 223-323; (1) 223-334
1	Timing Chain	71	222-359	54 Links
1	Crank Sprocket	71	223-323	20 Teeth
QTY	CAMSHAFT/LIFTER	YEARS	PART NO.	DESCRIPTION
16	Lifter	71	HT-969 Std Only	Use w/hollow push rods; Hyd.; w/.440" wide oil groove
16	Lifter, Bulk	71	HT-969B Std Only	Use w/hollow push rods; Hyd.; Carton of 128
QTY	PUSH ROD	YEARS	PART NO.	DESCRIPTION
16	Push Rod	71	RP-3180 Std Only	9.6800" O.A.L.
16	Push Rod	71	RP-3214R Std Only	Chrome-Moly; 9.6800" O.A.L.
16	Push Rod, Bulk	71	BRP-3180 Std Only	Carton of 100; 9.6800" O.A.L.
QTY	VALVE GUIDE	YEARS	PART NO.	DESCRIPTION
16	Guide	71	VG-5062 Std Only	0.3735" ID, 2.3800" O.A.L.
QTY	VALVE SEAL	YEARS	PART NO.	DESCRIPTION
16	Valve Stem Seal	71	ST-2002 Std Only	Installation requires valve guide machining; (PLY) Polyacrylate
16	Valve Stem Seal Bulk	71	ST-2002BC Std Only	Positive type; Installation requires valve guide machining; Carton of 100; (PLY) Polyacrylate
QTY	VALVE SEAT	YEARS	PART NO.	DESCRIPTION
8	Seat	71	245-1625-1 Std Only	Loc. Exh.; 1.6300" OD, 1.3750" ID, 0.2160" Depth
8	Seat	71	245-1625-1N Std Only	Loc. Exh.; Premium Material; 1.6300" OD, 1.3750" ID, 0.2160" Depth
8	Seat	71	245-2000-1 Std Only	Loc. Int.; 2.0055" OD, 1.7500" ID, 0.2160" Depth
QTY	VALVE, MISC	YEARS	PART NO.	DESCRIPTION
32	Keeper	71	VK-97 Std Only	VINTAGE; 1 groove; Square cut key groove
16	Spring Insert	71	259-201B Std Only	.030"; Carton of 100
16	Spring Insert	71	259-201A Std Only	.060"; Carton of 100
16	Spring Insert	71	259-201ARS Std Only	.060"; Carton of 500
QTY	PISTON	YEARS	PART NO.	DESCRIPTION
8	Cast Piston	71	657P 30 30	VINTAGE; Cast; .9397" Pin Dia.; 2 Rings 5/64 Groove, 1 Ring 3/16 Groove, 1.800 CD, Recessed Head .245 deep x 3.050 dia.
QTY	RINGS	YEARS	PART NO.	DESCRIPTION
1	Premium Set	71	E-288KC 20 20-40	2-5/64, 1-3/16; Premium Chrome
1	Premium Set	71	E-288K Std-20-30-40-60	2-5/64, 1-3/16; Premium Moly
1	Standard Set	71	E-288X Std-20-30-40-60	2-5/64, 1-3/16; Iron
QTY	ENGINE BEARINGS	YEARS	PART NO.	DESCRIPTION
1	Main Set	71	4418M Std-10-20-30	VINTAGE
1	Rod Set	71	8-2500RAA Std-10-20-30-40	A-Series aluminum bearings
8	Rod Pair	71	2500RAA Std-2-10-20-30-40	A-Series aluminum bearings
1	Cam Set	71	1422M Std Only	VINTAGE; w/oil hole
QTY	OIL PUMP	YEARS	PART NO.	DESCRIPTION
1	Pump Repair Kit	71	224-51382	Jeep Wagoneer Base
1	Pump Repair Kit	71	224-518	Gear type
1	Pump Repair Kit	71	224-518V	High Volume; Installation may require timing cover removal
1	Pump Repair Kit	71	224-518TP	Thrust plate kit; Provides new wear surface for scored or worn housing cover; Contains necessary screws, gskts. and instructions
QTY	GASKETS	YEARS	PART NO.	DESCRIPTION
1	Kit Gasket Set	71	260-1012	Int. manifold gskt. not incl.; Premium valve stem seals incl.
1	Valley Pan Gasket Set	71	260-4012	

44 350 5.7L (5736cc) OHV V8 (16 Valve) (Buick), 3.8" Bore (GMC Eng.), 2 Bbl. "Eng. Code KPO" 1968

QTY	TIMING	YEARS	PART NO.	DESCRIPTION
1	3 Piece Set	68	KT3-359S	VINTAGE; (1) 222-359; (1) 223-323; (1) 223-334
1	Timing Chain	68	222-359	54 Links
1	Crank Sprocket	68	223-323	20 Teeth

(continued on next page)

Jeep Truck (Incl. Jeep, Willys)

350 5.7L (5736cc) OHV V8 (16 Valve) (Buick), 3.8" Bore (GMC Eng.), 2 Bbl. "Eng. Code KPO" 1968 44 (cont.)

VALVE TRAIN	QTY	CAMSHAFT/LIFTER	YEARS	PART NO.	DESCRIPTION	VALVE TRAIN
	16	Lifter	68	HT-896 Std Only	VINTAGE; Use w/solid push rods; Hyd.	
	16	Lifter, Bulk	68	HT-896B Std Only	VINTAGE; Use w/solid push rods; Hyd.; Carton of 126	
	16	Guide	68	VG-5062 Std Only	0.3735" ID, 2.3800" O.A.L.	
	16	Valve Stem Seal	68	ST-2002 Std Only	Installation requires valve guide machining; (PLY) Polyacrylate	
	16	Valve Stem Seal Bulk	68	ST-2002BC Std Only	Positive type; Installation requires valve guide machining; Carton of 100; (PLY) Polyacrylate	
	8	Seat	68	245-1625-1 Std Only	Loc. Exh.; 1.6300" OD, 1.3750" ID, 0.2160" Depth	
	8	Seat	68	245-1625-1N Std Only	Loc. Exh.; Premium Material; 1.6300" OD, 1.3750" ID, 0.2160" Depth	
	8	Seat	68	245-2000-1 Std Only	Loc. Int.; 2.0055" OD, 1.7500" ID, 0.2160" Depth	
	32	Keeper	68	VK-97 Std Only	VINTAGE; 1 groove; Square cut key groove	
	16	Spring Insert	68	259-201B Std Only	.030"; Carton of 100	
	16	Spring Insert	68	259-201A Std Only	.060"; Carton of 100	
	16	Spring Insert	68	259-201ARS Std Only	.060"; Carton of 500	
	8	Cast Piston	68	657P 30	VINTAGE; Cast; .9397" Pin Dia.; 2 Rings 5/64 Groove, 1 Ring 3/16 Groove, 1.800 CD, Recessed Head .245 deep x 3.050 dia.	
	1	Premium Set	68	E-288KC 20 20-40	2-5/64, 1-3/16; Premium Chrome	
	1	Premium Set	68	E-288K Std-20-30-40-60	2-5/64, 1-3/16; Premium Moly	
	1	Standard Set	68	E-288X Std-20-30-40-60	2-5/64, 1-3/16; Iron	
	1	Main Set	68	4418M Std-10-20-30	VINTAGE	
	1	Rod Set	68	8-2500RAA Std-10-20-30-40	A-Series aluminum bearings	
	8	Rod Pair	68	2500RAA Std-2-10-20-30-40	A-Series aluminum bearings	
	1	Cam Set	68	1422M Std Only	VINTAGE; w/oil hole	
	1	Pump Repair Kit	68	224-518	Gear type	
	1	Pump Repair Kit	68	224-518V	High Volume; Installation may require timing cover removal	
	1	Pump Repair Kit	68	224-518TP	Thrust plate kit; Provides new wear surface for scored or worn housing cover; Contains necessary screws, gskts. and instructions	
	1	Kit Gasket Set	68	260-1012	Int. manifold gskt. not incl.; Premium valve stem seals incl.	
	1	Valley Pan Gasket Set	68	260-4012		

350 5.7L (5736cc) OHV V8 (16 Valve) (Buick), 3.8" Bore (GMC Eng.), 2 Bbl. "Eng. Code KRO" 1969 45

VALVE TRAIN	QTY	TIMING	YEARS	PART NO.	DESCRIPTION	VALVE TRAIN
	1	3 Piece Set	69	KT3-359S	VINTAGE; (1) 222-359; (1) 223-323; (1) 223-334	
	1	Timing Chain	69	222-359	54 Links	
	1	Crank Sprocket	69	223-323	20 Teeth	
	16	Lifter	69	HT-969 Std Only	Use w/hollow push rods; Hyd.; w/.440" wide oil groove	
	16	Lifter	69	HT-896 Std Only	VINTAGE; Use w/solid push rods; Hyd.	
	16	Lifter, Bulk	69	HT-969B Std Only	Use w/hollow push rods; Hyd.; Carton of 128	
	16	Lifter, Bulk	69	HT-896B Std Only	VINTAGE; Use w/solid push rods; Hyd.; Carton of 126	
	16	Guide	69	VG-5062 Std Only	0.3735" ID, 2.3800" O.A.L.	
	16	Valve Stem Seal	69	ST-2002 Std Only	Installation requires valve guide machining; (PLY) Polyacrylate	
	16	Valve Stem Seal Bulk	69	ST-2002BC Std Only	Positive type; Installation requires valve guide machining; Carton of 100; (PLY) Polyacrylate	
	8	Seat	69	245-1625-1 Std Only	Loc. Exh.; 1.6300" OD, 1.3750" ID, 0.2160" Depth	
	8	Seat	69	245-1625-1N Std Only	Loc. Exh.; Premium Material; 1.6300" OD, 1.3750" ID, 0.2160" Depth	
	8	Seat	69	245-2000-1 Std Only	Loc. Int.; 2.0055" OD, 1.7500" ID, 0.2160" Depth	
	32	Keeper	69	VK-97 Std Only	VINTAGE; 1 groove; Square cut key groove	

(continued on next page)

Jeep Truck (Incl. Jeep, Willys)

45 350 5.7L (5736cc) OHV V8 (16 Valve) (Buick), 3.8" Bore (GMC Eng.), 2 Bbl. "Eng. Code KRO" 1969
(cont.)

QTY	VALVE, MISC (cont.)	YEARS	PART NO.	DESCRIPTION
16	Spring Insert	69	259-201B Std Only	.030"; Carton of 100
16	Spring Insert	69	259-201A Std Only	.060"; Carton of 100
16	Spring Insert	69	259-201ARS Std Only	.060"; Carton of 500
QTY	PISTON	YEARS	PART NO.	DESCRIPTION
8	Cast Piston	69	657P 30 30	VINTAGE; Cast; .9397" Pin Dia.; 2 Rings 5/64 Groove, 1 Ring 3/16 Groove, 1.800 CD, Recessed Head .245 deep x 3.050 dia.
QTY	RINGS	YEARS	PART NO.	DESCRIPTION
1	Premium Set	69	E-288KC 20 20-40	2-5/64, 1-3/16; Premium Chrome
1	Premium Set	69	E-288K Std-20-30-40-60	2-5/64, 1-3/16; Premium Moly
1	Standard Set	69	E-288X Std-20-30-40-60	2-5/64, 1-3/16; Iron
QTY	ENGINE BEARINGS	YEARS	PART NO.	DESCRIPTION
1	Main Set	69	4418M Std-10-20-30	VINTAGE
1	Rod Set	69	8-2500RAA Std-10-20-30-40	A-Series aluminum bearings
8	Rod Pair	69	2500RAA Std-2-10-20-30-40	A-Series aluminum bearings
1	Cam Set	69	1422M Std Only	VINTAGE; w/oil hole
QTY	OIL PUMP	YEARS	PART NO.	DESCRIPTION
1	Pump Repair Kit	69	224-518	Gear type
1	Pump Repair Kit	69	224-518V	High Volume; Installation may require timing cover removal
1	Pump Repair Kit	69	224-518TP	Thrust plate kit; Provides new wear surface for scored or worn housing cover; Contains necessary screws, gskts. and instructions
QTY	GASKETS	YEARS	PART NO.	DESCRIPTION
1	Kit Gasket Set	69	260-1012	Int. manifold gskt. not incl.; Premium valve stem seals incl.
1	Valley Pan Gasket Set	69	260-4012	

46 350 5.7L (5736cc) OHV V8 (16 Valve) (Buick), 3.8" Bore (GMC Eng.), 2 Bbl. "Eng. Code KSO" 1970

QTY	TIMING	YEARS	PART NO.	DESCRIPTION
1	3 Piece Set	70	KT3-359S	VINTAGE; (1) 222-359; (1) 223-323; (1) 223-334
1	Timing Chain	70	222-359	54 Links
1	Crank Sprocket	70	223-323	20 Teeth
QTY	CAMSHAFT/LIFTER	YEARS	PART NO.	DESCRIPTION
16	Lifter	70	HT-969 Std Only	Use w/hollow push rods; Hyd.; w/.440" wide oil groove
16	Lifter, Bulk	70	HT-969B Std Only	Use w/hollow push rods; Hyd.; Carton of 128
QTY	PUSH ROD	YEARS	PART NO.	DESCRIPTION
16	Push Rod	70	RP-3180 Std Only	9.6800" O.A.L.
16	Push Rod	70	RP-3214R Std Only	Chrome-Moly; 9.6800" O.A.L.
16	Push Rod, Bulk	70	BRP-3180 Std Only	Carton of 100; 9.6800" O.A.L.
QTY	VALVE GUIDE	YEARS	PART NO.	DESCRIPTION
16	Guide	70	VG-5062 Std Only	0.3735" ID, 2.3800" O.A.L.
QTY	VALVE SEAL	YEARS	PART NO.	DESCRIPTION
16	Valve Stem Seal	70	ST-2002 Std Only	Installation requires valve guide machining; (PLY) Polyacrylate
16	Valve Stem Seal Bulk	70	ST-2002BC Std Only	Positive type; Installation requires valve guide machining; Carton of 100; (PLY) Polyacrylate
QTY	VALVE SEAT	YEARS	PART NO.	DESCRIPTION
8	Seat	70	245-1625-1 Std Only	Loc. Exh.; 1.6300" OD, 1.3750" ID, 0.2160" Depth
8	Seat	70	245-1625-1N Std Only	Loc. Exh.; Premium Material; 1.6300" OD, 1.3750" ID, 0.2160" Depth
8	Seat	70	245-2000-1 Std Only	Loc. Int.; 2.0055" OD, 1.7500" ID, 0.2160" Depth
QTY	VALVE, MISC	YEARS	PART NO.	DESCRIPTION
32	Keeper	70	VK-97 Std Only	VINTAGE; 1 groove; Square cut key groove
16	Spring Insert	70	259-201B Std Only	.030"; Carton of 100
16	Spring Insert	70	259-201A Std Only	.060"; Carton of 100
16	Spring Insert	70	259-201ARS Std Only	.060"; Carton of 500
QTY	PISTON	YEARS	PART NO.	DESCRIPTION
8	Cast Piston	70	657P 30 30	VINTAGE; Cast; .9397" Pin Dia.; 2 Rings 5/64 Groove, 1 Ring 3/16 Groove, 1.800 CD, Recessed Head .245 deep x 3.050 dia.
QTY	RINGS	YEARS	PART NO.	DESCRIPTION
1	Premium Set	70	E-288KC 20 20-40	2-5/64, 1-3/16; Premium Chrome
1	Premium Set	70	E-288K Std-20-30-40-60	2-5/64, 1-3/16; Premium Moly
1	Standard Set	70	E-288X Std-20-30-40-60	2-5/64, 1-3/16; Iron
QTY	ENGINE BEARINGS	YEARS	PART NO.	DESCRIPTION
1	Main Set	70	4418M Std-10-20-30	VINTAGE
1	Rod Set	70	8-2500RAA Std-10-20-30-40	A-Series aluminum bearings

(continued on next page)

Jeep Truck (Incl. Jeep, Willys)

350 5.7L (5736cc) OHV V8 (16 Valve) (Buick), 3.8" Bore (GMC Eng.), 2 Bbl. "Eng. Code KSO" 1970 46
(cont.)

BLOCK	QTY	ENGINE BEARINGS	YEARS	PART NO.	DESCRIPTION	BLOCK
	8	Rod Pair	70	2500RAA Std-2-10-20-30-40	A-Series aluminum bearings	
	1	Cam Set	70	1422M Std Only	VINTAGE; w/oil hole	
	QTY	OIL PUMP	YEARS	PART NO.	DESCRIPTION	
	1	Pump Repair Kit	70	224-518	Gear type	
	1	Pump Repair Kit	70	224-518V	High Volume; Installation may require timing cover removal	
	1	Pump Repair Kit	70	224-518TP	Thrust plate kit; Provides new wear surface for scored or worn housing cover; Contains necessary screws, gskts. and instructions	
	QTY	GASKETS	YEARS	PART NO.	DESCRIPTION	
	1	Kit Gasket Set	70	260-1012	Int. manifold gskt. not incl.; Premium valve stem seals incl.	
	1	Valley Pan Gasket Set	70	260-4012		

350 5.7L (5736cc) OHV V8 (16 Valve) (Buick), 3.8" Bore (GMC Eng.), 2 Bbl. "Eng. Code KTO" 1971 47

VALVE TRAIN	QTY	TIMING	YEARS	PART NO.	DESCRIPTION	VALVE TRAIN
	1	3 Piece Set	71	KT3-359S	VINTAGE; (1) 222-359; (1) 223-323; (1) 223-334	
	1	Timing Chain	71	222-359	54 Links	
	1	Crank Sprocket	71	223-323	20 Teeth	
	QTY	CAMSHAFT/LIFTER	YEARS	PART NO.	DESCRIPTION	
	16	Lifter	71	HT-969 Std Only	Use w/hollow push rods; Hyd.; w/.440" wide oil groove	
	16	Lifter, Bulk	71	HT-969B Std Only	Use w/hollow push rods; Hyd.; Carton of 128	
	QTY	PUSH ROD	YEARS	PART NO.	DESCRIPTION	
	16	Push Rod	71	RP-3180 Std Only	9.6800" O.A.L.	
	16	Push Rod	71	RP-3214R Std Only	Chrome-Moly; 9.6800" O.A.L.	
	16	Push Rod, Bulk	71	BRP-3180 Std Only	Carton of 100; 9.6800" O.A.L.	
	QTY	VALVE GUIDE	YEARS	PART NO.	DESCRIPTION	
	16	Guide	71	VG-5062 Std Only	0.3735" ID, 2.3800" O.A.L.	
	QTY	VALVE SEAL	YEARS	PART NO.	DESCRIPTION	
	16	Valve Stem Seal	71	ST-2002 Std Only	Installation requires valve guide machining; (PLY) Polyacrylate	
	16	Valve Stem Seal Bulk	71	ST-2002BC Std Only	Positive type; Installation requires valve guide machining; Carton of 100; (PLY) Polyacrylate	
	QTY	VALVE SEAT	YEARS	PART NO.	DESCRIPTION	
	8	Seat	71	245-1625-1 Std Only	Loc. Exh.; 1.6300" OD, 1.3750" ID, 0.2160" Depth	
	8	Seat	71	245-1625-1N Std Only	Loc. Exh.; Premium Material; 1.6300" OD, 1.3750" ID, 0.2160" Depth	
	8	Seat	71	245-2000-1 Std Only	Loc. Int.; 2.0055" OD, 1.7500" ID, 0.2160" Depth	
	QTY	VALVE, MISC	YEARS	PART NO.	DESCRIPTION	
	32	Keeper	71	VK-97 Std Only	VINTAGE; 1 groove; Square cut key groove	
	16	Spring Insert	71	259-201B Std Only	.030"; Carton of 100	
	16	Spring Insert	71	259-201A Std Only	.060"; Carton of 100	
	16	Spring Insert	71	259-201ARS Std Only	.060"; Carton of 500	

BLOCK	QTY	PISTON	YEARS	PART NO.	DESCRIPTION	BLOCK
	8	Cast Piston	71	657P 30 30	VINTAGE; Cast; .9397" Pin Dia.; 2 Rings 5/64 Groove, 1 Ring 3/16 Groove, 1.800 CD, Recessed Head .245 deep x 3.050 dia.	
	QTY	RINGS	YEARS	PART NO.	DESCRIPTION	
	1	Premium Set	71	E-288KC 20 20-40	2-5/64, 1-3/16; Premium Chrome	
	1	Premium Set	71	E-288K Std-20-30-40-60	2-5/64, 1-3/16; Premium Moly	
	1	Standard Set	71	E-288X Std-20-30-40-60	2-5/64, 1-3/16; Iron	
	QTY	ENGINE BEARINGS	YEARS	PART NO.	DESCRIPTION	
	1	Main Set	71	4418M Std-10-20-30	VINTAGE	
	1	Rod Set	71	8-2500RAA Std-10-20-30-40	A-Series aluminum bearings	
	8	Rod Pair	71	2500RAA Std-2-10-20-30-40	A-Series aluminum bearings	
	1	Cam Set	71	1422M Std Only	VINTAGE; w/oil hole	
	QTY	OIL PUMP	YEARS	PART NO.	DESCRIPTION	
	1	Pump Repair Kit	71	224-518	Gear type	
	1	Pump Repair Kit	71	224-518V	High Volume; Installation may require timing cover removal	
	1	Pump Repair Kit	71	224-518TP	Thrust plate kit; Provides new wear surface for scored or worn housing cover; Contains necessary screws, gskts. and instructions	
	QTY	GASKETS	YEARS	PART NO.	DESCRIPTION	
	1	Kit Gasket Set	71	260-1012	Int. manifold gskt. not incl.; Premium valve stem seals incl.	
	1	Valley Pan Gasket Set	71	260-4012		

Jeep Truck (Incl. Jeep, Willys)

48 360 5.9L (5899cc) OHV V8 (16 Valve), 4.08" Bore (AMC Eng.), 2 Bbl. "VIN N" 1980-1970

QTY	TIMING	YEARS	PART NO.	DESCRIPTION
1	3 Piece Set	80-71	KT3-369S	1/2" wide timing sprocket teeth; Can be used as complete set to replace earlier 5/8" wide timing drives; (1) 222-369; (1) 223-512; (1) 223-515
1	3 Piece Set	80-71	KT3-349S	5/8" wide sprocket teeth; (1) 222-349; (1) 223-281; (1) 223-412
1	Timing Chain	80-71	222-349	5/8" wide; 62 Links
1	Crank Sprocket	80-71	223-281	Use w/5/8" wide chain; 23 Teeth
QTY	CAMSHAFT/LIFTER	YEARS	PART NO.	DESCRIPTION
1	Camshaft	80-70	CS-646	Hydraulic, (050) Duration at .050 Lobe Lift, 196 Exh., 196 Int., 110 Degrees Lobe Separation
1	Prelube		55-403 Std Only	1.5 oz. packet
1	Prelube		55-400 Std Only	4 oz. bottle; 1.5 oz. packet No. 55-403 also avail.
16	Lifter	80-70	HT-2011 Std Only	Hyd.; w/2 grooves
16	Lifter	80-70	HT-2011R Std Only	Speed-Pro Hi-Revolution Hyd.
16	Lifter, Bulk	80-70	HT-2011B Std Only	Hyd.; w/2 grooves; Carton of 117
QTY	CAM KIT	YEARS	PART NO.	DESCRIPTION
1	Cam/Lifter Kit	80-70	KC-646	Hyd.; (1) 55-403B; (1) CS-646; (16) HT-2011
1	Cam/Lifter/Timing Kit	80-71	KCT-646A	Hyd.; Incl. timing set w/1/2" wide teeth; Can be used as complete set to replace earlier 5/8" wide timing drives; (1) 55-403B; (1) CS-646; (16) HT-2011; (1) KT3-369S
QTY	PUSH ROD	YEARS	PART NO.	DESCRIPTION
16	Push Rod	80-70	RP-3093 Std Only	7.7940" O.A.L.
16	Push Rod	80-70	RP-3212R Std-100-150-200	Chrome-Moly; 7.7900" O.A.L.
16	Push Rod, Bulk	80-70	BRP-3093 Std Only	Carton of 100; 7.7940" O.A.L.
16	Push Rod, Bulk	80-70	BRP-3212R Std-100	Chrome-Moly; Carton of 100; 7.7900" O.A.L.
QTY	ROCKER PARTS	YEARS	PART NO.	DESCRIPTION
8	Arm Assy.	80-74	R-875 Std Only	Incl. 2-arms, 2-pivots & 1-bridge
8	Arm Assy., Bulk	80-74	R-875B Std Only	Incl. 2-arms, 2-pivots & 1-bridge; Carton of 32
8	Arm	80-74	R-875A Std Only	
8	Bridge	80-74	MR-1840 Std Only	
8	Pivot	80-74	MR-1909 Std Only	Incl. 2-pivots & 1-bridge
8	Pivot	80-74	MR-1839 Std Only	Pivot only
QTY	VALVE	YEARS	PART NO.	DESCRIPTION
8	Exhaust	80-75	V-2024 Std Only	4 groove; Chrome plated stem; 1.6800" Head Dia., 0.3721" Stem Dia., 4.9090" O.A.L.
8	Exhaust	74-73	V-1980 Std Only	VINTAGE; w/Rotators; 1 groove; w/Rotocaps; 1.6800" Head Dia., 0.3710" Stem Dia., 4.9290" O.A.L.
8	Exhaust	74-73	V-2024 Std Only	w/o Rotators; 4 groove; Chrome plated stem; 1.6800" Head Dia., 0.3721" Stem Dia., 4.9090" O.A.L.
8	Exhaust	72-70	V-1830 Std Only	VINTAGE; 1 groove; 1.6250" Head Dia., 0.3710" Stem Dia., 4.9180" O.A.L.
8	Exhaust, Bulk	80-75	V-2024B Std Only	4 groove; Chrome plated stem; Carton of 25; 1.6800" Head Dia., 0.3721" Stem Dia., 4.9090" O.A.L.
8	Exhaust, Bulk	74-73	V-2024B Std Only	w/o Rotators; 4 groove; Chrome plated stem; Carton of 25; 1.6800" Head Dia., 0.3721" Stem Dia., 4.9090" O.A.L.
8	Intake	80-73	V-1979 Std Only	4 groove; 2.0260" Head Dia., 0.3719" Stem Dia., 4.8980" O.A.L.
8	Intake	72-70	V-1831 Std Only	VINTAGE; 1 groove; 2.0150" Head Dia., 0.3715" Stem Dia., 4.8990" O.A.L.
QTY	VALVE GUIDE	YEARS	PART NO.	DESCRIPTION
16	Guide	80-70	VG-5062 Std Only	0.3735" ID, 2.3800" O.A.L.
QTY	VALVE SPRING	YEARS	PART NO.	DESCRIPTION
8	Spring	80-78	VS-743 Std Only	Loc. Exh.; 1.9900" Free Height
8	Spring	80-78	VS-743 Std Only	Loc. Int.; 1.9900" Free Height
QTY	VALVE SEAL	YEARS	PART NO.	DESCRIPTION
16	Valve Stem Seal	80-70	ST-2002 Std Only	Installation requires valve guide machining; (PLY) Polyacrylate
16	Valve Stem Seal Bulk	80-70	ST-2002BC Std Only	Positive type; Installation requires valve guide machining; Carton of 100; (PLY) Polyacrylate
QTY	VALVE SEAT	YEARS	PART NO.	DESCRIPTION
8	Seat	80-70	245-1750-3 Std Only	Loc. Exh.; 1.7555" OD, 1.4375" ID, 0.2160" Depth
8	Seat	80-70	245-1750-3N Std Only	Loc. Exh.; Premium Material; 1.7555" OD, 1.4375" ID, 0.2160" Depth
8	Seat	80-70	245-2125-1 Std Only	Loc. Int.; 2.1305" OD, 1.8125" ID, 0.2480" Depth
QTY	VALVE, MISC	YEARS	PART NO.	DESCRIPTION
32	Keeper	80-73	VK-174 Std Only	4 groove
32	Keeper	80-73	VK-174R Std Only	4 groove; Hardened
32	Keeper	74-73	VK-115A Std Only	1 groove; Square cut key groove; Carton pack 24
32	Keeper	74-73	VK-115 Std Only	1 groove; Square cut key groove; Carton pack 32
32	Keeper	74-73	VK-115R Std Only	1 groove; Square cut key groove; Hardened

VALVE TRAIN

VALVE TRAIN

(continued on next page)

Jeep Truck (Incl. Jeep, Willys)

360 5.9L (5899cc) OHV V8 (16 Valve), 4.08" Bore (AMC Eng.), 2 Bbl. "VIN N" 1980-1970 48
(cont.)

QTY	VALVE, MISC (cont.)	YEARS	PART NO.	DESCRIPTION
32	Keeper	72-71	VK-138A Std Only	1 groove; Square cut key groove; Carton pack 24
32	Keeper	72-71	VK-138 Std Only	1 groove; Square cut key groove; Carton pack 32
32	Keeper	72-71	VK-138R Std Only	1 groove; Square cut key groove; Hardened
32	Keeper, Bulk	74-73	VK-115B Std Only	1 groove; Square cut key groove; Carton of 1000
32	Keeper, Bulk	72-71	VK-138B Std Only	1 groove; Square cut key groove; Carton of 1000
16	Spring Insert	80-70	259-203C Std Only	.015"; Carton of 100
16	Spring Insert	80-70	259-203B Std Only	.030"; Carton of 100
16	Spring Insert	80-70	259-203BRS Std Only	.030"; Carton of 500
16	Spring Insert	80-70	259-203A Std Only	.060"; Carton of 100
16	Spring Insert	80-70	259-203ARS Std Only	.060"; Carton of 500

QTY	PISTON	YEARS	PART NO.	DESCRIPTION
8	Cast Piston	80-71	362NP Std-20-30-40-60	Cast; .931" Pin Dia.; 2 Rings 5/64 Groove, 1 Ring 3/16 Groove, 1.581 CD, Recessed Head .190 deep x 3.640 dia. w/4 valve reliefs - 9.0:1 C.R.
8	Cast Piston	80-71	362NCP 40 40	Cast; .931" Pin Dia.; 2 Rings 5/64 Groove, 1 Ring 3/16 Groove, 1.581 CD, Recessed Head .190 deep x 3.640 dia. w/4 valve reliefs; DUROSHIELD® skirt coated piston
8	Cast Piston - Individual	80-71	W362NP Std-20-30-40-60	Cast; .931" Pin Dia.; 2 Rings 5/64 Groove, 1 Ring 3/16 Groove, 1.581 CD, Recessed Head .190 deep x 3.640 dia. w/4 valve reliefs - 9.0:1 C.R.
QTY	RINGS	YEARS	PART NO.	DESCRIPTION
1	Premium Set	80-70	E-301K Std-20-30-40-60	2-5/64, 1-3/16; Premium Moly
1	Standard Set	80-70	E-301X Std-20-30-40-60	2-5/64, 1-3/16; Iron
QTY	ENGINE BEARINGS	YEARS	PART NO.	DESCRIPTION
1	Main Set	80-70	5037M Std-1-10-20-30	
1	Main Set	80-70	7450M 20 20	.10MM O/S length flange brg.
1	Rod Set	80-70	8-3310CPA Std-10-20-30-40	
8	Rod Pair	80-70	3310CPA Std-1-2-10-20-30-40-50-60	
1	Cam Set	80-70	1401M Std Only	
QTY	OIL PUMP	YEARS	PART NO.	DESCRIPTION
1	Pump Repair Kit	80-70	224-51285	
1	Screen Assy.	80-70	224-14161	
QTY	GASKETS	YEARS	PART NO.	DESCRIPTION
1	Kit Gasket Set	80-70	260-1151	Int. manifold gskt. not incl.; Premium valve stem seals incl.
1	Valley Pan Gasket Set	80-70	260-4008	
QTY	FREEZE PLUGS	YEARS	PART NO.	DESCRIPTION
1	Brass Block Plug Kit	80-70	381-8001	
1	Brass Deep Cup Freeze Plug	80-70	381-9002	1.500" Diameter, 0.375" Height
1	Steel Deep Cup Freeze Plug	80-70	381-3084	2.141" Diameter

RE-RING KIT		YEARS	DESCRIPTION		PREMIUM KIT NO.	ECONOMY KIT NO.
80-70	Int. manifold gskt. not incl.; Premium valve stem seals incl.		Re-ring		205-715	205-215
80-70	Int. manifold gskt. not incl.; Premium valve stem seals incl.		Re-ring w/Mains		205-715M	205-215M
OVERHAUL KIT		YEARS	DESCRIPTION		PREMIUM KIT NO.	ECONOMY KIT NO.
80-71	Int. manifold gskt. not incl.; Premium valve stem seals incl.; Incl. 1/2" wide timing sprocket teeth; Can be used as complete set to replace earlier 5/8" wide timing drives		Master w/o Rods & Mains		505-715A	505-215A
80-71	Int. manifold gskt. not incl.; Premium valve stem seals incl.		Block Kit w/Premium Rings		BK-6198	----
80-71	Int. manifold gskt. not incl.; Premium valve stem seals incl.; Incl. 1/2" wide timing sprocket teeth; Can be used as complete set to replace earlier 5/8" wide timing drives		Master		MKP-715A	MKP-215A
80-71	Int. manifold gskt. not incl.; Premium valve stem seals incl.; Incl. 1/2" wide timing sprocket teeth; Can be used as complete set to replace earlier 5/8" wide timing drives		Master w/o Pistons		MK-715A	MK-215A

360 5.9L (5899cc) OHV V8 (16 Valve), 4.08" Bore (AMC Eng.), 4 Bbl. "VIN P" 1978-1973 49

QTY	TIMING	YEARS	PART NO.	DESCRIPTION
1	3 Piece Set	78-73	KT3-369S	1/2" wide timing sprocket teeth; Can be used as complete set to replace earlier 5/8" wide timing drives; (1) 222-369; (1) 223-512; (1) 223-515

(continued on next page)

Jeep Truck (Incl. Jeep, Willys)

49 360 5.9L (5899cc) OHV V8 (16 Valve), 4.08" Bore (AMC Eng.), 4 Bbl. "VIN P" 1978-1973

(cont.)

QTY	TIMING (cont.)	YEARS	PART NO.	DESCRIPTION
1	3 Piece Set	78-73	KT3-349S	5/8" wide sprocket teeth; (1) 222-349; (1) 223-281; (1) 223-412
1	Timing Chain	78-73	222-349	5/8" wide; 62 Links
1	Crank Sprocket	78-73	223-281	Use w/5/8" wide chain; 23 Teeth
QTY	CAMSHAFT/LIFTER	YEARS	PART NO.	DESCRIPTION
1	Camshaft	78-73	CS-646	Hydraulic, (050) Duration at .050 Lobe Lift, 196 Exh., 196 Int., 110 Degrees Lobe Separation
1	Prelube		55-403 Std Only	1.5 oz. packet
1	Prelube		55-400 Std Only	4 oz. bottle; 1.5 oz. packet No. 55-403 also avail.
16	Lifter	78-73	HT-2011 Std Only	Hyd.; w/2 grooves
16	Lifter	78-73	HT-2011R Std Only	Speed-Pro Hi-Revolution Hyd.
16	Lifter, Bulk	78-73	HT-2011B Std Only	Hyd.; w/2 grooves; Carton of 117
QTY	CAM KIT	YEARS	PART NO.	DESCRIPTION
1	Cam/Lifter Kit	78-73	KC-646	Hyd.; (1) 55-403B; (1) CS-646; (16) HT-2011
1	Cam/Lifter/Timing Kit	78-73	KCT-646A	Hyd.; Incl. timing set w/1/2" wide teeth; Can be used as complete set to replace earlier 5/8" wide timing drives; (1) 55-403B; (1) CS-646; (16) HT-2011; (1) KT3-369S
QTY	PUSH ROD	YEARS	PART NO.	DESCRIPTION
16	Push Rod	78-73	RP-3093 Std Only	7.7940" O.A.L.
16	Push Rod	78-73	RP-3212R Std-100-150-200	Chrome-Moly; 7.7900" O.A.L.
16	Push Rod, Bulk	78-73	BRP-3093 Std Only	Carton of 100; 7.7940" O.A.L.
16	Push Rod, Bulk	78-73	BRP-3212R Std-100	Chrome-Moly; Carton of 100; 7.7900" O.A.L.
QTY	ROCKER PARTS	YEARS	PART NO.	DESCRIPTION
8	Arm Assy.	78-74	R-875 Std Only	Incl. 2-arms, 2-pivots & 1-bridge
8	Arm Assy., Bulk	78-74	R-875B Std Only	Incl. 2-arms, 2-pivots & 1-bridge; Carton of 32
8	Arm	78-74	R-875A Std Only	
8	Bridge	78-74	MR-1840 Std Only	
8	Pivot	78-74	MR-1909 Std Only	Incl. 2-pivots & 1-bridge
8	Pivot	78-74	MR-1839 Std Only	Pivot only
QTY	VALVE	YEARS	PART NO.	DESCRIPTION
8	Exhaust	78-75	V-2024 Std Only	4 groove; Chrome plated stem; 1.6800" Head Dia., 0.3721" Stem Dia., 4.9090" O.A.L.
8	Exhaust	74-73	V-1980 Std Only	VINTAGE; w/Rotators; 1 groove; w/Rotocaps; 1.6800" Head Dia., 0.3710" Stem Dia., 4.9290" O.A.L.
8	Exhaust	74-73	V-2024 Std Only	w/o Rotators; 4 groove; Chrome plated stem; 1.6800" Head Dia., 0.3721" Stem Dia., 4.9090" O.A.L.
8	Exhaust, Bulk	78-75	V-2024B Std Only	4 groove; Chrome plated stem; Carton of 25; 1.6800" Head Dia., 0.3721" Stem Dia., 4.9090" O.A.L.
8	Exhaust, Bulk	74-73	V-2024B Std Only	w/o Rotators; 4 groove; Chrome plated stem; Carton of 25; 1.6800" Head Dia., 0.3721" Stem Dia., 4.9090" O.A.L.
8	Intake	78-73	V-1979 Std Only	4 groove; 2.0260" Head Dia., 0.3719" Stem Dia., 4.8980" O.A.L.
QTY	VALVE GUIDE	YEARS	PART NO.	DESCRIPTION
16	Guide	78-73	VG-5062 Std Only	0.3735" ID, 2.3800" O.A.L.
QTY	VALVE SPRING	YEARS	PART NO.	DESCRIPTION
8	Spring	78	VS-743 Std Only	Loc. Exh.; 1.9900" Free Height
8	Spring	78	VS-743 Std Only	Loc. Int.; 1.9900" Free Height
QTY	VALVE SEAL	YEARS	PART NO.	DESCRIPTION
16	Valve Stem Seal	78-73	ST-2002 Std Only	Installation requires valve guide machining; (PLY) Polyacrylate
16	Valve Stem Seal Bulk	78-73	ST-2002BC Std Only	Positive type; Installation requires valve guide machining; Carton of 100; (PLY) Polyacrylate
QTY	VALVE SEAT	YEARS	PART NO.	DESCRIPTION
8	Seat	78-73	245-1750-3 Std Only	Loc. Exh.; 1.7555" OD, 1.4375" ID, 0.2160" Depth
8	Seat	78-73	245-1750-3N Std Only	Loc. Exh.; Premium Material; 1.7555" OD, 1.4375" ID, 0.2160" Depth
8	Seat	78-73	245-2125-1 Std Only	Loc. Int.; 2.1305" OD, 1.8125" ID, 0.2480" Depth
QTY	VALVE, MISC	YEARS	PART NO.	DESCRIPTION
32	Keeper	78-73	VK-174 Std Only	4 groove
32	Keeper	78-73	VK-174R Std Only	4 groove; Hardened
32	Keeper	74-73	VK-115A Std Only	1 groove; Square cut key groove; Carton pack 24
32	Keeper	74-73	VK-115 Std Only	1 groove; Square cut key groove; Carton pack 32
32	Keeper	74-73	VK-115R Std Only	1 groove; Square cut key groove; Hardened
32	Keeper, Bulk	74-73	VK-115B Std Only	1 groove; Square cut key groove; Carton of 1000
16	Spring Insert	78-73	259-203C Std Only	.015"; Carton of 100
16	Spring Insert	78-73	259-203B Std Only	.030"; Carton of 100
16	Spring Insert	78-73	259-203BRS Std Only	.030"; Carton of 500
16	Spring Insert	78-73	259-203A Std Only	.060"; Carton of 100

VALVE TRAIN

VALVE TRAIN

(continued on next page)

Jeep Truck (Incl. Jeep, Willys)

360 5.9L (5899cc) OHV V8 (16 Valve), 4.08" Bore (AMC Eng.), 4 Bbl. "VIN P" 1978-1973 49
(cont.)

QTY	VALVE, MISC (cont.)	YEARS	PART NO.	DESCRIPTION
16	Spring Insert	78-73	259-203ARS Std Only	.060"; Carton of 500
QTY	PISTON	YEARS	PART NO.	DESCRIPTION
8	Cast Piston	78-73	362NP Std-20-30-40-60	Cast; .931" Pin Dia.; 2 Rings 5/64 Groove, 1 Ring 3/16 Groove, 1.581 CD, Recessed Head .190 deep x 3.640 dia. w/4 valve reliefs - 9.0:1 C.R.
8	Cast Piston	78-73	362NCP 40 40	Cast; .931" Pin Dia.; 2 Rings 5/64 Groove, 1 Ring 3/16 Groove, 1.581 CD, Recessed Head .190 deep x 3.640 dia. w/4 valve reliefs; DUROSHIELD® skirt coated piston
8	Cast Piston - Individual	78-73	W362NP Std-20-30-40-60	Cast; .931" Pin Dia.; 2 Rings 5/64 Groove, 1 Ring 3/16 Groove, 1.581 CD, Recessed Head .190 deep x 3.640 dia. w/4 valve reliefs - 9.0:1 C.R.
QTY	RINGS	YEARS	PART NO.	DESCRIPTION
1	Premium Set	78-73	E-301K Std-20-30-40-60	2-5/64, 1-3/16; Premium Moly
1	Standard Set	78-73	E-301X Std-20-30-40-60	2-5/64, 1-3/16; Iron
QTY	ENGINE BEARINGS	YEARS	PART NO.	DESCRIPTION
1	Main Set	78-73	5037M Std-1-10-20-30	
1	Main Set	78-73	7450M 20 20	.10MM O/S length flange brg.
1	Rod Set	78-73	8-3310CPA Std-10-20-30-40	
8	Rod Pair	78-73	3310CPA Std-1-2-10-20-30-40-50-60	
1	Cam Set	78-73	1401M Std Only	
QTY	OIL PUMP	YEARS	PART NO.	DESCRIPTION
1	Pump Repair Kit	78-73	224-51285	
1	Screen Assy.	78-73	224-14161	
QTY	GASKETS	YEARS	PART NO.	DESCRIPTION
1	Kit Gasket Set	78-73	260-1151	Int. manifold gskt. not incl.; Premium valve stem seals incl.
1	Valley Pan Gasket Set	78-73	260-4008	
QTY	FREEZE PLUGS	YEARS	PART NO.	DESCRIPTION
1	Brass Block Plug Kit	78-73	381-8001	
1	Brass Deep Cup Freeze Plug	78-73	381-9002	1.500" Diameter, 0.375" Height
1	Steel Deep Cup Freeze Plug	78-73	381-3084	2.141" Diameter
RE-RING KIT				
YEARS	DESCRIPTION			PREMIUM KIT NO.
78-73	Int. manifold gskt. not incl.; Premium valve stem seals incl.	Re-ring		205-715
78-73	Int. manifold gskt. not incl.; Premium valve stem seals incl.	Re-ring w/Mains		205-715M
YEARS	DESCRIPTION			ECONOMY KIT NO.
78-73	Int. manifold gskt. not incl.; Premium valve stem seals incl.; Incl. 1/2" wide timing sprocket teeth; Can be used as complete set to replace earlier 5/8" wide timing drives	Master w/o Rods & Mains		205-215
78-73	Int. manifold gskt. not incl.; Premium valve stem seals incl.	Block Kit w/Premium Rings		205-215M
78-73	Int. manifold gskt. not incl.; Premium valve stem seals incl.; Incl. 1/2" wide timing sprocket teeth; Can be used as complete set to replace earlier 5/8" wide timing drives	Master		BK-6198
78-73	Int. manifold gskt. not incl.; Premium valve stem seals incl.; Incl. 1/2" wide timing sprocket teeth; Can be used as complete set to replace earlier 5/8" wide timing drives	Master w/o Pistons		MKP-715A
				MK-215A
OVERHAUL KIT				
YEARS	DESCRIPTION			PREMIUM KIT NO.
78-73	Int. manifold gskt. not incl.; Premium valve stem seals incl.; Incl. 1/2" wide timing sprocket teeth; Can be used as complete set to replace earlier 5/8" wide timing drives	Master w/o Rods & Mains		505-715A
78-73	Int. manifold gskt. not incl.; Premium valve stem seals incl.	Block Kit w/Premium Rings		505-215A
78-73	Int. manifold gskt. not incl.; Premium valve stem seals incl.; Incl. 1/2" wide timing sprocket teeth; Can be used as complete set to replace earlier 5/8" wide timing drives	Master		BK-6198
78-73	Int. manifold gskt. not incl.; Premium valve stem seals incl.; Incl. 1/2" wide timing sprocket teeth; Can be used as complete set to replace earlier 5/8" wide timing drives	Master w/o Pistons		MKP-715A
				MK-215A
401 6.6L (6571cc) OHV V8 (16 Valve), 4.165" Bore (AMC Eng.), 4 Bbl. "VIN Z" 1978-1974 50				
QTY	TIMING	YEARS	PART NO.	DESCRIPTION
1	3 Piece Set	78-74	KT3-349S	5/8" wide sprocket teeth; (1) 222-349; (1) 223-281; (1) 223-412
1	Timing Chain	78-74	222-349	5/8" wide; 62 Links
1	Crank Sprocket	78-74	223-281	Use w/5/8" wide chain; 23 Teeth
QTY	CAMSHAFT/LIFTER	YEARS	PART NO.	DESCRIPTION
1	Camshaft	78-74	CS-646	Hydraulic, (050) Duration at .050 Lobe Lift, 196 Exh., 196 Int., 110 Degrees Lobe Separation
1	Prelube		55-403 Std Only	1.5 oz. packet
1	Prelube		55-400 Std Only	4 oz. bottle; 1.5 oz. packet No. 55-403 also avail.
16	Lifter	78-74	HT-2011 Std Only	Hyd.; w/2 grooves
16	Lifter	78-74	HT-2011R Std Only	Speed-Pro Hi-Revolution Hyd.

(continued on next page)

Jeep Truck (Incl. Jeep, Willys)

50 401 6.6L (6571cc) OHV V8 (16 Valve), 4.165" Bore (AMC Eng.), 4 Bbl. "VIN Z" 1978-1974
(cont.)

QTY	CAMSHAFT/LIFTER	YEARS	PART NO.	DESCRIPTION
16	(cont.) Lifter, Bulk	78-74	HT-2011B Std Only	Hyd.; w/2 grooves; Carton of 117
1	CAM KIT Cam/Lifter Kit	78-74	KC-646	Hyd.; (1) 55-403B; (1) CS-646; (16) HT-2011
16	PUSH ROD Push Rod	78-74	RP-3093 Std Only	7.7940" O.A.L.
16	Push Rod	78-74	RP-3212R Std-100-150-200	Chrome-Moly; 7.7900" O.A.L.
16	Push Rod, Bulk	78-74	BRP-3093 Std Only	Carton of 100; 7.7940" O.A.L.
16	Push Rod, Bulk	78-74	BRP-3212R Std-100	Chrome-Moly; Carton of 100; 7.7900" O.A.L.
8	ROCKER PARTS Arm Assy.	78-74	R-875 Std Only	Incl. 2-arms, 2-pivots & 1-bridge
8	Arm Assy., Bulk	78-74	R-875B Std Only	Incl. 2-arms, 2-pivots & 1-bridge; Carton of 32
8	Arm	78-74	R-875A Std Only	
8	Bridge	78-74	MR-1840 Std Only	
8	Pivot	78-74	MR-1909 Std Only	Incl. 2-pivots & 1-bridge
8	Pivot	78-74	MR-1839 Std Only	Pivot only
8	VALVE Exhaust	78-75	V-2024 Std Only	4 groove; Chrome plated stem; 1.6800" Head Dia., 0.3721" Stem Dia., 4.9090" O.A.L.
8	Exhaust	74	V-1980 Std Only	VINTAGE; w/Rotators; 1 groove; w/Rotocaps; 1.6800" Head Dia., 0.3710" Stem Dia., 4.9290" O.A.L.
8	Exhaust	74	V-2024 Std Only	w/o Rotators; 4 groove; Chrome plated stem; 1.6800" Head Dia., 0.3721" Stem Dia., 4.9090" O.A.L.
8	Exhaust, Bulk	78-75	V-2024B Std Only	4 groove; Chrome plated stem; Carton of 25; 1.6800" Head Dia., 0.3721" Stem Dia., 4.9090" O.A.L.
8	Exhaust, Bulk	74	V-2024B Std Only	w/o Rotators; 4 groove; Chrome plated stem; Carton of 25; 1.6800" Head Dia., 0.3721" Stem Dia., 4.9090" O.A.L.
8	Intake	78-74	V-1979 Std Only	4 groove; 2.0260" Head Dia., 0.3719" Stem Dia., 4.8980" O.A.L.
8	VALVE GUIDE Guide	78-74	VG-5062 Std Only	Loc. Exhaust; 0.3735" ID, 2.3800" O.A.L.
8	Guide	78-74	VG-5062 Std Only	Loc. Intake; 0.3735" ID, 2.3800" O.A.L.
16	VALVE SEAL Valve Stem Seal	78-74	ST-2002 Std Only	Installation requires valve guide machining; (PLY) Polyacrylate
16	Valve Stem Seal Bulk	78-74	ST-2002BC Std Only	Positive type; Installation requires valve guide machining; Carton of 100; (PLY) Polyacrylate
8	VALVE SEAT Seat	78-74	245-1750-3 Std Only	Loc. Exh.; 1.7555" OD, 1.4375" ID, 0.2160" Depth
8	Seat	78-74	245-1750-3N Std Only	Loc. Exh.; Premium Material; 1.7555" OD, 1.4375" ID, 0.2160" Depth
8	Seat	78-74	245-2125-1 Std Only	Loc. Int.; 2.1305" OD, 1.8125" ID, 0.2480" Depth
32	VALVE, MISC Keeper	78-74	VK-174 Std Only	4 groove
32	Keeper	78-74	VK-174R Std Only	4 groove; Hardened
32	Keeper	74	VK-115A Std Only	1 groove; Square cut key groove; Carton pack 24
32	Keeper	74	VK-115 Std Only	1 groove; Square cut key groove; Carton pack 32
32	Keeper	74	VK-115R Std Only	1 groove; Square cut key groove; Hardened
32	Keeper, Bulk	74	VK-115B Std Only	1 groove; Square cut key groove; Carton of 1000
16	Spring Insert	78-74	259-203C Std Only	.015"; Carton of 100
16	Spring Insert	78-74	259-203B Std Only	.030"; Carton of 100
16	Spring Insert	78-74	259-203BRS Std Only	.030"; Carton of 500
16	Spring Insert	78-74	259-203A Std Only	.060"; Carton of 100
16	Spring Insert	78-74	259-203ARS Std Only	.060"; Carton of 500
8	PISTON Cast Piston	78-74	415CP 30 30-40-60	VINTAGE; Cast; 1.0007" Pin Dia.; 2 Rings 5/64 Groove, 1 Ring 3/16 Groove, 1.488 CD, Recessed Head .325 deep x 3.530 dia. - 8.5:1 C.R.; DUROSHIELD® skirt coated piston
8	Cast Piston - Individual	78-74	W415CP Std-30-40-60	VINTAGE; Cast; 1.0007" Pin Dia.; 2 Rings 5/64 Groove, 1 Ring 3/16 Groove, 1.488 CD, Recessed Head .325 deep x 3.530 dia. - 8.5:1 C.R.; DUROSHIELD® skirt coated piston
1	RINGS Premium Set	78-74	E-302K 30 30-40	VINTAGE; 2-5/64, 1-3/16; Premium Moly
1	Standard Set	78-74	E-302X Std-30-40	VINTAGE; 2-5/64, 1-3/16; Iron
1	ENGINE BEARINGS Main Set	78-74	4950M 10 10	VINTAGE
1	Rod Set	78-74	8-3385CP 10 10-30	VINTAGE
8	Rod Pair	78-74	3385CP 10 10-30	VINTAGE

(continued on next page)

Jeep Truck (Incl. Jeep, Willys)

401 6.6L (6571cc) OHV V8 (16 Valve), 4.165" Bore (AMC Eng.), 4 Bbl. "VIN Z" 1978-1974 **50**
(cont.)

BLOCK	QTY	ENGINE BEARINGS (cont.)	YEARS	PART NO.	DESCRIPTION
	1	Cam Set	78-74	1401M Std Only	
BLOCK	QTY	OIL PUMP	YEARS	PART NO.	DESCRIPTION
	1	Pump Repair Kit	78-74	224-51285	
	1	Screen Assy.	78-74	224-14161	
BLOCK	QTY	GASKETS	YEARS	PART NO.	DESCRIPTION
	1	Kit Gasket Set	78-74	260-1151	Int. manifold gskt. not incl.; Premium valve stem seals incl.
	1	Valley Pan Gasket Set	78-74	260-4008	
BLOCK	QTY	FREEZE PLUGS	YEARS	PART NO.	DESCRIPTION
	1	Brass Block Plug Kit	78-74	381-8001	
	1	Brass Deep Cup Freeze Plug	78-74	381-9002	1.500" Diameter, 0.375" Height
	1	Steel Deep Cup Freeze Plug	78-74	381-3084	2.141" Diameter

Lincoln Car - See Ford Car
Mercury Car - See Ford Car
Nash - See American Motors Car
Navistar Truck - See International Truck
Oldsmobile Car - See GM Car
Packard - See Studebaker Car
Plymouth Car - See Chrysler Car
Plymouth SUV's - See Dodge Truck
Plymouth Truck - See Dodge Truck
Pontiac Car - See GM Car
Rambler - See American Motors Car
Studebaker Car (Incl. Packard, Studebaker)

Engine Finding Index

CID	Litres	CC	Block Type	Bore	Valves	Mfg.	Vin	Eng. Code	Mfg. Div.	Fuel Del. Type	Years	Line
169.6	2.8L	2780cc	OHV L6	3"	12	Studebaker Eng.	S			1 Bbl./Gasoline	1964-1961	1
194	3.2L	3180cc	OHV L6	3.5625"	12	GMC Eng.			Chevrolet	1 Bbl./Gasoline	1966-1965	2
224	3.7L	3671cc	OHV V8	3.5625"	16	Studebaker Eng.				2 Bbl./Gasoline	1955	3
224	3.7L	3671cc	OHV V8	3.5625"	16	Studebaker Eng.				4 Bbl./Gasoline	1955	4
230	3.8L	3770cc	OHV L6	3.875"	12	GMC Eng.			Chevrolet	1 Bbl./Gasoline	1966	5
232	3.8L	3802cc	OHV V8	3.375"	12	Studebaker Eng.		H		2 Bbl./Gasoline	1951	6
232	3.8L	3802cc	OHV V8	3.375"	16	Studebaker Eng.		3H		2 Bbl./Gasoline	1952	7
232	3.8L	3802cc	OHV V8	3.375"	16	Studebaker Eng.		4H		2 Bbl./Gasoline	1953	8
232	3.8L	3802cc	OHV V8	3.375"	16	Studebaker Eng.		5H		2 Bbl./Gasoline	1954	9
232	3.8L	3802cc	OHV V8	3.375"	16	Studebaker Eng.		5HY		2 Bbl./Gasoline	1954	10
232	3.8L	3802cc	OHV V8	3.375"	16	Studebaker Eng.				2 Bbl./Gasoline	1954-1951	11
259	4.2L	4245cc	OHV V8	3.5625"	16	Studebaker Eng.	V			2 Bbl./Gasoline	1964-1960	12
259	4.2L	4245cc	OHV V8	3.5625"	16	Studebaker Eng.	V			4 Bbl./Gasoline	1964-1960	13
259	4.2L	4245cc	OHV V8	3.5625"	16	Studebaker Eng.				2 Bbl./Gasoline	1964-1955	14
259	4.2L	4245cc	OHV V8	3.5625"	16	Studebaker Eng.				4 Bbl./Gasoline	1964-1955	15
283	4.6L	4638cc	OHV V8	3.875"	16	GMC Eng.			Chevrolet	2 Bbl./Gasoline	1966-1965	16
283	4.6L	4638cc	OHV V8	3.875"	16	GMC Eng.			Chevrolet	4 Bbl./Gasoline	1966-1965	17
289	4.7L	4737cc	OHV V8	3.5625"	16	Studebaker Eng.	P			2 Bbl./Gasoline	1964-1960	18
289	4.7L	4737cc	OHV V8	3.5625"	16	Studebaker Eng.	P			4 Bbl./Gasoline	1964-1960	19
289	4.7L	4737cc	OHV V8	3.5625"	16	Studebaker Eng.				2 Bbl./Gasoline	1964-1956	20
289	4.7L	4737cc	OHV V8	3.5625"	16	Studebaker Eng.				4 Bbl./Gasoline	1964-1956	21
304	5.0L	4983cc	OHV V8	3.6562"	16	Studebaker Eng.				2-4 Bbl./Gasoline	1964-1963	22
304	5.0L	4983cc	OHV V8	3.6562"	16	Studebaker Eng.				4 Bbl./Gasoline	1964-1963	23

Studebaker Car (Incl. Packard, Studebaker)

Engine Code Index

Eng. Code	CID	Litres	CC	Block Type	Bore	Valves	Mfg.	Vin	Fuel Del. Type	Years	Line
3H	232	3.8L	3802cc	OHV V8	3.375"	16	Studebaker Eng.		2 Bbl./Gasoline	1952	7
4H	232	3.8L	3802cc	OHV V8	3.375"	16	Studebaker Eng.		2 Bbl./Gasoline	1953	8
5H	232	3.8L	3802cc	OHV V8	3.375"	16	Studebaker Eng.		2 Bbl./Gasoline	1954	9
5HY	232	3.8L	3802cc	OHV V8	3.375"	16	Studebaker Eng.		2 Bbl./Gasoline	1954	10
H	232	3.8L	3802cc	OHV V8	3.375"	12	Studebaker Eng.		2 Bbl./Gasoline	1951	6

1 169.6 2.8L (2780cc) OHV L6 (12 Valve), 3" Bore (Studebaker Eng.), 1 Bbl. "VIN S" 1964-1961

QTY	VALVE GUIDE	YEARS	PART NO.	DESCRIPTION
6	Guide	64-61	VG-450 Std Only	VINTAGE; Loc. Int.; 0.3435" ID, 3.0000" O.A.L
12	VALVE SEAL	YEARS	PART NO.	DESCRIPTION
	Valve Stem Seal	64-61	ST-2001 Std Only	Positive type; Installation requires valve guide machining; (RBBTF) Rubber/PTFE
12	Valve Stem Seal	64-61	MV-1598C Std Only	Umbrella type; (RBB) Rubber
12	Valve Stem Seal Bulk	64-61	ST-2001BC Std Only	Positive type; Installation requires valve guide machining; Carton of 100; (RBBTF) Rubber/PTFE
12	Valve Stem Seal Bulk	64-61	MV-1598 Std Only	Umbrella type; Carton of 100; (RBB) Rubber
24	VALVE, MISC	YEARS	PART NO.	DESCRIPTION
	Keeper	64-61	VK-115A Std Only	1 groove; Square cut key groove; Carton pack 24
24	Keeper	64-61	VK-115 Std Only	1 groove; Square cut key groove; Carton pack 32
24	Keeper	64-61	VK-115R Std Only	1 groove; Square cut key groove; Hardened
24	Keeper, Bulk	64-61	VK-115B Std Only	1 groove; Square cut key groove; Carton of 1000

2 194 3.2L (3180cc) OHV L6 (12 Valve) (Chevrolet), 3.5625" Bore (GMC Eng.), 1 Bbl. 1966-1965

QTY	TIMING	YEARS	PART NO.	DESCRIPTION
1	Crank Gear	66-65	221-2537	27 Teeth
1	CAMSHAFT/LIFTER	YEARS	PART NO.	DESCRIPTION
	Camshaft	66-65	CS-633	Hydraulic, (.050) Duration at .050 Lobe Lift, 172 Exh., 172 Int., 105 Degrees Lobe Separation
1	Prelube		55-403 Std Only	1.5 oz. packet
1	Prelube		55-400 Std Only	4 oz. bottle; 1.5 oz. packet No. 55-403 also avail.
12	Lifter	66-65	HT-817 Std Only	Hyd.
12	Lifter, Bulk	66-65	HT-817B Std Only	Hyd.; Carton of 128
1	CAM KIT	YEARS	PART NO.	DESCRIPTION
	Cam/Lifter Kit	66-65	KC-633	Hyd.; (1) 55-403B; (1) CS-633; (12) HT-817
12	PUSH ROD	YEARS	PART NO.	DESCRIPTION
	Push Rod	66-65	RP-3180 Std Only	9.6800" O.A.L.
12	Push Rod	66-65	RP-3214R Std Only	Chrome-Moly; 9.6800" O.A.L.
12	Push Rod, Bulk	66-65	BRP-3180 Std Only	Carton of 100; 9.6800" O.A.L.
12	ROCKER PARTS	YEARS	PART NO.	DESCRIPTION
	Arm Assy.	66-65	R-832 Std Only	Incl. arm, ball & nut
12	Arm Assy., Bulk	66-65	R-832B Std Only	Incl. arm, ball & nut; Carton of 64
12	Arm	66-65	R-832A Std Only	
12	Rocker Arm Ball	66-65	MR-1780 Std Only	
12	Nut	66-65	MR-1751 Std Only	Self-locking, 3/8" x 24 threads
12	Stud	66-65	MR-1752 Std Only	.003" O/S; 3/8" x 24 x 2.495"
12	Stud	66-65	MR-1949 Std Only	.372" x 24 x 2.495"
6	VALVE	YEARS	PART NO.	DESCRIPTION
	Exhaust	66-65	V-1888X Std Only	Chrome plated stem; Stellite face; 1.5000" Head Dia., 0.3412" Stem Dia., 4.9230" O.A.L.
6	Exhaust	66-65	V-1199 Std-3-5-15-30	VINTAGE; 1.5000" Head Dia., 0.3415" Stem Dia., 4.9280" O.A.L.
6	Exhaust, Bulk	66-65	V-1199B Std Only	VINTAGE; Carton of 25; 1.5000" Head Dia., 0.3415" Stem Dia., 4.9280" O.A.L.
6	Intake	66-65	V-1200 Std-3-15-30	VINTAGE; 1.7200" Head Dia., 0.3413" Stem Dia., 4.9170" O.A.L.
6	Intake, Bulk	66-65	V-1200B Std Only	VINTAGE; Carton of 25; 1.7200" Head Dia., 0.3413" Stem Dia., 4.9170" O.A.L.
12	VALVE SPRING	YEARS	PART NO.	DESCRIPTION
	Spring	66-65	VS-653 Std Only	VINTAGE; w/o Rotocaps; 1.9000" Free Height
12	Spring	66-65	VS-521 Std Only	w/Rotocaps; Incl. damper; 2.1090" Free Height
12	VALVE SEAL	YEARS	PART NO.	DESCRIPTION
	Valve Stem Seal	66-65	MV-1233C Std Only	O-Ring; (RBB) Rubber
12	Valve Stem Seal	66-65	ST-2001 Std Only	Positive type; Installation requires valve guide machining; (RBBTF) Rubber/PTFE
12	Valve Stem Seal Bulk	66-65	MV-1233 Std Only	O-Ring; Carton of 100; (RBB) Rubber

VALVE TRAIN

VALVE TRAIN

(continued on next page)

Studebaker Car (Incl. Packard, Studebaker)

194 3.2L (3180cc) OHV L6 (12 Valve) (Chevrolet), 3.5625" Bore (GMC Eng.), 1 Bbl. 1966-1965 2 (cont.)

QTY	VALVE SEAL (cont.)	YEARS	PART NO.	DESCRIPTION
12	Valve Stem Seal Bulk	66-65	ST-2001BC Std Only	Positive type; Installation requires valve guide machining; Carton of 100; (RBBTF) Rubber/PTFE
QTY	VALVE, MISC	YEARS	PART NO.	DESCRIPTION
24	Keeper	66-65	VK-115A Std Only	1 groove; Square cut key groove; Carton pack 24
24	Keeper	66-65	VK-115 Std Only	1 groove; Square cut key groove; Carton pack 32
24	Keeper	66-65	VK-115R Std Only	1 groove; Square cut key groove; Hardened
24	Keeper, Bulk	66-65	VK-115B Std Only	1 groove; Square cut key groove; Carton of 1000
6	Rotocap	66-65	RC-157S Std Only	Loc. Exh.
QTY	RINGS	YEARS	PART NO.	DESCRIPTION
1	Standard Set	66-65	E-250X 40 40	VINTAGE; 2-5/64, 1-3/16; Iron
QTY	ENGINE BEARINGS	YEARS	PART NO.	DESCRIPTION
1	Main Set	66-65	4124MA Std-1-10-20-30-40-60	A-Series aluminum bearings
1	Rod Set	66-65	6-2020CP Std-10-20-30-40	6-2020CA 60 avail. as unplated & resizeable
1	Rod Set	66-65	6-2020CA 60 60	Unplated & resizeable
6	Rod Pair	66-65	2020CP Std-1-2-10-20-30-40-50	
1	Cam Set	66-65	1203M Std Only	VINTAGE
QTY	OIL PUMP	YEARS	PART NO.	DESCRIPTION
1	Oil Pump	66-65	224-4147	
QTY	GASKETS	YEARS	PART NO.	DESCRIPTION
1	Kit Gasket Set	66-65	260-1005	VINTAGE

224 3.7L (3671cc) OHV V8 (16 Valve), 3.5625" Bore (Studebaker Eng.), 2 Bbl. 1955 3

QTY	VALVE GUIDE	YEARS	PART NO.	DESCRIPTION
8	Guide	55	VG-449 Std Only	VINTAGE; Loc. Exh.; 0.3445" ID, 2.6250" O.A.L
8	Guide	55	VG-450 Std Only	VINTAGE; Loc. Int.; 0.3435" ID, 3.0000" O.A.L
QTY	VALVE SEAL	YEARS	PART NO.	DESCRIPTION
16	Valve Stem Seal	55	ST-2092 Std Only	Positive type, Metal Clad; (RBB) Rubber
16	Valve Stem Seal	55	ST-2003 Std Only	Positive type; Installation requires valve guide machining; (RBB) Rubber
16	Valve Stem Seal	55	MV-1598C Std Only	Umbrella type; (RBB) Rubber
16	Valve Stem Seal Bulk	55	ST-2003BC Std Only	Positive type; Installation requires valve guide machining; Carton of 100; (RBB) Rubber
16	Valve Stem Seal Bulk	55	MV-1598 Std Only	Umbrella type; Carton of 100; (RBB) Rubber
QTY	VALVE, MISC	YEARS	PART NO.	DESCRIPTION
32	Keeper	55	VK-115A Std Only	1 groove; Square cut key groove; Carton pack 24
32	Keeper	55	VK-115 Std Only	1 groove; Square cut key groove; Carton pack 32
32	Keeper	55	VK-115R Std Only	1 groove; Square cut key groove; Hardened
32	Keeper, Bulk	55	VK-115B Std Only	1 groove; Square cut key groove; Carton of 1000
QTY	ENGINE BEARINGS	YEARS	PART NO.	DESCRIPTION
8	Rod Pair	55	1785CP Std Only	VINTAGE

224 3.7L (3671cc) OHV V8 (16 Valve), 3.5625" Bore (Studebaker Eng.), 4 Bbl. 1955 4

QTY	VALVE GUIDE	YEARS	PART NO.	DESCRIPTION
8	Guide	55	VG-449 Std Only	VINTAGE; Loc. Exh.; 0.3445" ID, 2.6250" O.A.L
8	Guide	55	VG-450 Std Only	VINTAGE; Loc. Int.; 0.3435" ID, 3.0000" O.A.L
QTY	VALVE SEAL	YEARS	PART NO.	DESCRIPTION
16	Valve Stem Seal	55	ST-2092 Std Only	Positive type, Metal Clad; (RBB) Rubber
16	Valve Stem Seal	55	ST-2003 Std Only	Positive type; Installation requires valve guide machining; (RBB) Rubber
16	Valve Stem Seal	55	MV-1598C Std Only	Umbrella type; (RBB) Rubber
16	Valve Stem Seal Bulk	55	ST-2003BC Std Only	Positive type; Installation requires valve guide machining; Carton of 100; (RBB) Rubber
16	Valve Stem Seal Bulk	55	MV-1598 Std Only	Umbrella type; Carton of 100; (RBB) Rubber
QTY	VALVE, MISC	YEARS	PART NO.	DESCRIPTION
32	Keeper	55	VK-115A Std Only	1 groove; Square cut key groove; Carton pack 24
32	Keeper	55	VK-115 Std Only	1 groove; Square cut key groove; Carton pack 32
32	Keeper	55	VK-115R Std Only	1 groove; Square cut key groove; Hardened
32	Keeper, Bulk	55	VK-115B Std Only	1 groove; Square cut key groove; Carton of 1000
QTY	ENGINE BEARINGS	YEARS	PART NO.	DESCRIPTION
8	Rod Pair	55	1785CP Std Only	VINTAGE

230 3.8L (3770cc) OHV L6 (12 Valve) (Chevrolet), 3.875" Bore (GMC Eng.), 1 Bbl. 1966 5

QTY	GASKETS	YEARS	PART NO.	DESCRIPTION
1	Kit Gasket Set	66	260-1005	VINTAGE

Studebaker Car (Incl. Packard, Studebaker)

6 232 3.8L (3802cc) OHV V8 (12 Valve), 3.375" Bore (Studebaker Eng.), 2 Bbl. "Eng. Code H" 1951

QTY	ENGINE BEARINGS	YEARS	PART NO.	DESCRIPTION
8	Rod Pair	51	1785CP Std Only	VINTAGE

7 232 3.8L (3802cc) OHV V8 (16 Valve), 3.375" Bore (Studebaker Eng.), 2 Bbl. "Eng. Code 3H" 1952

QTY	VALVE GUIDE	YEARS	PART NO.	DESCRIPTION
8	Guide	52	VG-449 Std Only	VINTAGE; Loc. Exh.; 0.3445" ID, 2.6250" O.A.L
8	Guide	52	VG-450 Std Only	VINTAGE; Loc. Int.; 0.3435" ID, 3.0000" O.A.L
QTY	VALVE SEAL	YEARS	PART NO.	DESCRIPTION
16	Valve Stem Seal	52	MV-1233C Std Only	O-Ring; (RBB) Rubber
16	Valve Stem Seal Bulk	52	MV-1233 Std Only	O-Ring; Carton of 100; (RBB) Rubber
QTY	VALVE, MISC	YEARS	PART NO.	DESCRIPTION
32	Keeper	52	VK-115A Std Only	1 groove; Square cut key groove; Carton pack 24
32	Keeper	52	VK-115 Std Only	1 groove; Square cut key groove; Carton pack 32
32	Keeper	52	VK-115R Std Only	1 groove; Square cut key groove; Hardened
32	Keeper, Bulk	52	VK-115B Std Only	1 groove; Square cut key groove; Carton of 1000
QTY	SLEEVE	YEARS	PART NO.	DESCRIPTION
1	Repair Sleeve	52	SL-13M Std Only	VINTAGE; 3/32" wall, must be cut to correct length
QTY	ENGINE BEARINGS	YEARS	PART NO.	DESCRIPTION
8	Rod Pair	52	1785CP Std Only	VINTAGE

8 232 3.8L (3802cc) OHV V8 (16 Valve), 3.375" Bore (Studebaker Eng.), 2 Bbl. "Eng. Code 4H" 1953

QTY	VALVE GUIDE	YEARS	PART NO.	DESCRIPTION
8	Guide	53	VG-449 Std Only	VINTAGE; Loc. Exh.; 0.3445" ID, 2.6250" O.A.L
8	Guide	53	VG-450 Std Only	VINTAGE; Loc. Int.; 0.3435" ID, 3.0000" O.A.L
QTY	VALVE SEAL	YEARS	PART NO.	DESCRIPTION
16	Valve Stem Seal	53	MV-1233C Std Only	O-Ring; (RBB) Rubber
16	Valve Stem Seal Bulk	53	MV-1233 Std Only	O-Ring; Carton of 100; (RBB) Rubber
QTY	VALVE, MISC	YEARS	PART NO.	DESCRIPTION
32	Keeper	53	VK-115A Std Only	1 groove; Square cut key groove; Carton pack 24
32	Keeper	53	VK-115 Std Only	1 groove; Square cut key groove; Carton pack 32
32	Keeper	53	VK-115R Std Only	1 groove; Square cut key groove; Hardened
32	Keeper, Bulk	53	VK-115B Std Only	1 groove; Square cut key groove; Carton of 1000
QTY	SLEEVE	YEARS	PART NO.	DESCRIPTION
1	Repair Sleeve	53	SL-13M Std Only	VINTAGE; 3/32" wall, must be cut to correct length
QTY	ENGINE BEARINGS	YEARS	PART NO.	DESCRIPTION
8	Rod Pair	53	1785CP Std Only	VINTAGE

9 232 3.8L (3802cc) OHV V8 (16 Valve), 3.375" Bore (Studebaker Eng.), 2 Bbl. "Eng. Code 5H" 1954

QTY	VALVE GUIDE	YEARS	PART NO.	DESCRIPTION
8	Guide	54	VG-449 Std Only	VINTAGE; Loc. Exh.; 0.3445" ID, 2.6250" O.A.L
8	Guide	54	VG-450 Std Only	VINTAGE; Loc. Int.; 0.3435" ID, 3.0000" O.A.L
QTY	VALVE SEAL	YEARS	PART NO.	DESCRIPTION
16	Valve Stem Seal	54	MV-1233C Std Only	O-Ring; (RBB) Rubber
16	Valve Stem Seal Bulk	54	MV-1233 Std Only	O-Ring; Carton of 100; (RBB) Rubber
QTY	VALVE, MISC	YEARS	PART NO.	DESCRIPTION
32	Keeper	54	VK-115A Std Only	1 groove; Square cut key groove; Carton pack 24
32	Keeper	54	VK-115 Std Only	1 groove; Square cut key groove; Carton pack 32
32	Keeper	54	VK-115R Std Only	1 groove; Square cut key groove; Hardened
32	Keeper, Bulk	54	VK-115B Std Only	1 groove; Square cut key groove; Carton of 1000
QTY	SLEEVE	YEARS	PART NO.	DESCRIPTION
1	Repair Sleeve	54	SL-13M Std Only	VINTAGE; 3/32" wall, must be cut to correct length
QTY	ENGINE BEARINGS	YEARS	PART NO.	DESCRIPTION
8	Rod Pair	54	1785CP Std Only	VINTAGE

10 232 3.8L (3802cc) OHV V8 (16 Valve), 3.375" Bore (Studebaker Eng.), 2 Bbl. "Eng. Code 5HY" 1954

QTY	VALVE GUIDE	YEARS	PART NO.	DESCRIPTION
8	Guide	54	VG-449 Std Only	VINTAGE; Loc. Exh.; 0.3445" ID, 2.6250" O.A.L
8	Guide	54	VG-450 Std Only	VINTAGE; Loc. Int.; 0.3435" ID, 3.0000" O.A.L
QTY	VALVE SEAL	YEARS	PART NO.	DESCRIPTION
16	Valve Stem Seal	54	MV-1233C Std Only	O-Ring; (RBB) Rubber
16	Valve Stem Seal Bulk	54	MV-1233 Std Only	O-Ring; Carton of 100; (RBB) Rubber
QTY	VALVE, MISC	YEARS	PART NO.	DESCRIPTION
32	Keeper	54	VK-115A Std Only	1 groove; Square cut key groove; Carton pack 24
32	Keeper	54	VK-115 Std Only	1 groove; Square cut key groove; Carton pack 32
32	Keeper	54	VK-115R Std Only	1 groove; Square cut key groove; Hardened
32	Keeper, Bulk	54	VK-115B Std Only	1 groove; Square cut key groove; Carton of 1000

(continued on next page)

Studebaker Car (Incl. Packard, Studebaker)

232 3.8L (3802cc) OHV V8 (16 Valve), 3.375" Bore (Studebaker Eng.), 2 Bbl. "Eng. Code 5HY" 1954 10

(cont.)

QTY	SLEEVE	YEARS	PART NO.	DESCRIPTION
1	Repair Sleeve	54	SL-13M Std Only	VINTAGE; 3/32" wall, must be cut to correct length
QTY	ENGINE BEARINGS	YEARS	PART NO.	DESCRIPTION
8	Rod Pair	54	1785CP Std Only	VINTAGE

232 3.8L (3802cc) OHV V8 (16 Valve), 3.375" Bore (Studebaker Eng.), 2 Bbl. 1954-1951 11

QTY	VALVE GUIDE	YEARS	PART NO.	DESCRIPTION
8	Guide	54-52	VG-449 Std Only	VINTAGE; Loc. Exh.; 0.3445" ID, 2.6250" O.A.L
8	Guide	54-52	VG-450 Std Only	VINTAGE; Loc. Int.; 0.3435" ID, 3.0000" O.A.L
QTY	VALVE SEAL	YEARS	PART NO.	DESCRIPTION
16	Valve Stem Seal	54-52	MV-1233C Std Only	O-Ring; (RBB) Rubber
16	Valve Stem Seal Bulk	54-52	MV-1233 Std Only	O-Ring; Carton of 100; (RBB) Rubber
QTY	VALVE, MISC	YEARS	PART NO.	DESCRIPTION
32	Keeper	54-52	VK-115A Std Only	1 groove; Square cut key groove; Carton pack 24
32	Keeper	54-52	VK-115 Std Only	1 groove; Square cut key groove; Carton pack 32
32	Keeper	54-52	VK-115R Std Only	1 groove; Square cut key groove; Hardened
32	Keeper, Bulk	54-52	VK-115B Std Only	1 groove; Square cut key groove; Carton of 1000

QTY	SLEEVE	YEARS	PART NO.	DESCRIPTION
1	Repair Sleeve	54-52	SL-13M Std Only	VINTAGE; 3/32" wall, must be cut to correct length
QTY	ENGINE BEARINGS	YEARS	PART NO.	DESCRIPTION
8	Rod Pair	54-51	1785CP Std Only	VINTAGE

259 4.2L (4245cc) OHV V8 (16 Valve), 3.5625" Bore (Studebaker Eng.), 2 Bbl. "VIN V" 1964-1960 12

VALVE TRAIN

QTY	VALVE GUIDE	YEARS	PART NO.	DESCRIPTION
8	Guide	64-60	VG-449 Std Only	VINTAGE; Loc. Exh.; 0.3445" ID, 2.6250" O.A.L
8	Guide	64-60	VG-456 Std Only	VINTAGE; Loc. Int.; .532" OD
QTY	VALVE SEAL	YEARS	PART NO.	DESCRIPTION
16	Valve Stem Seal	64-60	ST-2092 Std Only	Positive type, Metal Clad; (RBB) Rubber
16	Valve Stem Seal	64-60	ST-2003 Std Only	Positive type; Installation requires valve guide machining; (RBB) Rubber
16	Valve Stem Seal	64-60	MV-1598C Std Only	Umbrella type; (RBB) Rubber
16	Valve Stem Seal Bulk	64-60	ST-2003BC Std Only	Positive type; Installation requires valve guide machining; Carton of 100; (RBB) Rubber
16	Valve Stem Seal Bulk	64-60	MV-1598 Std Only	Umbrella type; Carton of 100; (RBB) Rubber
QTY	VALVE SEAT	YEARS	PART NO.	DESCRIPTION
8	Seat	64-60	245-1625-15 Std Only	VINTAGE; Loc. Exh.; 1.6300" OD, 1.3750" ID, 0.2656" Depth
QTY	VALVE, MISC	YEARS	PART NO.	DESCRIPTION
32	Keeper	64-60	VK-115A Std Only	1 groove; Square cut key groove; Carton pack 24
32	Keeper	64-60	VK-115 Std Only	1 groove; Square cut key groove; Carton pack 32
32	Keeper	64-60	VK-115R Std Only	1 groove; Square cut key groove; Hardened
32	Keeper, Bulk	64-60	VK-115B Std Only	1 groove; Square cut key groove; Carton of 1000
QTY	ENGINE BEARINGS	YEARS	PART NO.	DESCRIPTION
8	Rod Pair	64-60	1785CP Std Only	VINTAGE

VALVE TRAIN

259 4.2L (4245cc) OHV V8 (16 Valve), 3.5625" Bore (Studebaker Eng.), 4 Bbl. "VIN V" 1964-1960 13

VALVE TRAIN

QTY	VALVE GUIDE	YEARS	PART NO.	DESCRIPTION
8	Guide	64-60	VG-449 Std Only	VINTAGE; Loc. Exh.; 0.3445" ID, 2.6250" O.A.L
8	Guide	64-60	VG-456 Std Only	VINTAGE; Loc. Int.; .532" OD
QTY	VALVE SEAL	YEARS	PART NO.	DESCRIPTION
16	Valve Stem Seal	64-60	ST-2092 Std Only	Positive type, Metal Clad; (RBB) Rubber
16	Valve Stem Seal	64-60	ST-2003 Std Only	Positive type; Installation requires valve guide machining; (RBB) Rubber
16	Valve Stem Seal	64-60	MV-1598C Std Only	Umbrella type; (RBB) Rubber
16	Valve Stem Seal Bulk	64-60	ST-2003BC Std Only	Positive type; Installation requires valve guide machining; Carton of 100; (RBB) Rubber
16	Valve Stem Seal Bulk	64-60	MV-1598 Std Only	Umbrella type; Carton of 100; (RBB) Rubber
QTY	VALVE SEAT	YEARS	PART NO.	DESCRIPTION
8	Seat	64-60	245-1625-15 Std Only	VINTAGE; Loc. Exh.; 1.6300" OD, 1.3750" ID, 0.2656" Depth
QTY	VALVE, MISC	YEARS	PART NO.	DESCRIPTION
32	Keeper	64-60	VK-115A Std Only	1 groove; Square cut key groove; Carton pack 24
32	Keeper	64-60	VK-115 Std Only	1 groove; Square cut key groove; Carton pack 32
32	Keeper	64-60	VK-115R Std Only	1 groove; Square cut key groove; Hardened
32	Keeper, Bulk	64-60	VK-115B Std Only	1 groove; Square cut key groove; Carton of 1000

VALVE TRAIN

(continued on next page)

Studebaker Car (Incl. Packard, Studebaker)

13 259 4.2L (4245cc) OHV V8 (16 Valve), 3.5625" Bore (Studebaker Eng.), 4 Bbl. "VIN V" 1964-1960
(cont.)

QTY	ENGINE BEARINGS	YEARS	PART NO.	DESCRIPTION
8	Rod Pair	64-60	1785CP Std Only	VINTAGE

14 259 4.2L (4245cc) OHV V8 (16 Valve), 3.5625" Bore (Studebaker Eng.), 2 Bbl. 1964-1955

QTY	VALVE GUIDE	YEARS	PART NO.	DESCRIPTION
8	Guide	64-55	VG-449 Std Only	VINTAGE; Loc. Exh.; 0.3445" ID, 2.6250" O.A.L
8	Guide	64-55	VG-456 Std Only	VINTAGE; Loc. Int.; .532" OD
QTY	VALVE SEAL	YEARS	PART NO.	DESCRIPTION
16	Valve Stem Seal	64-55	ST-2092 Std Only	Positive type, Metal Clad; (RBB) Rubber
16	Valve Stem Seal	64-55	ST-2003 Std Only	Positive type; Installation requires valve guide machining; (RBB) Rubber
16	Valve Stem Seal	64-55	MV-1598C Std Only	Umbrella type; (RBB) Rubber
16	Valve Stem Seal Bulk	64-55	ST-2003BC Std Only	Positive type; Installation requires valve guide machining; Carton of 100; (RBB) Rubber
16	Valve Stem Seal Bulk	64-55	MV-1598 Std Only	Umbrella type; Carton of 100; (RBB) Rubber
QTY	VALVE SEAT	YEARS	PART NO.	DESCRIPTION
8	Seat	64-55	245-1625-15 Std Only	VINTAGE; Loc. Exh.; 1.6300" OD, 1.3750" ID, 0.2656" Depth
QTY	VALVE, MISC	YEARS	PART NO.	DESCRIPTION
32	Keeper	64-55	VK-115A Std Only	1 groove; Square cut key groove; Carton pack 24
32	Keeper	64-55	VK-115 Std Only	1 groove; Square cut key groove; Carton pack 32
32	Keeper	64-55	VK-115R Std Only	1 groove; Square cut key groove; Hardened
32	Keeper, Bulk	64-55	VK-115B Std Only	1 groove; Square cut key groove; Carton of 1000
QTY	ENGINE BEARINGS	YEARS	PART NO.	DESCRIPTION
8	Rod Pair	64-55	1785CP Std Only	VINTAGE

15 259 4.2L (4245cc) OHV V8 (16 Valve), 3.5625" Bore (Studebaker Eng.), 4 Bbl. 1964-1955

QTY	VALVE GUIDE	YEARS	PART NO.	DESCRIPTION
8	Guide	64-55	VG-449 Std Only	VINTAGE; Loc. Exh.; 0.3445" ID, 2.6250" O.A.L
8	Guide	64-55	VG-456 Std Only	VINTAGE; Loc. Int.; .532" OD
QTY	VALVE SEAL	YEARS	PART NO.	DESCRIPTION
16	Valve Stem Seal	64-55	ST-2092 Std Only	Positive type, Metal Clad; (RBB) Rubber
16	Valve Stem Seal	64-55	ST-2003 Std Only	Positive type; Installation requires valve guide machining; (RBB) Rubber
16	Valve Stem Seal	64-55	MV-1598C Std Only	Umbrella type; (RBB) Rubber
16	Valve Stem Seal Bulk	64-55	ST-2003BC Std Only	Positive type; Installation requires valve guide machining; Carton of 100; (RBB) Rubber
16	Valve Stem Seal Bulk	64-55	MV-1598 Std Only	Umbrella type; Carton of 100; (RBB) Rubber
QTY	VALVE SEAT	YEARS	PART NO.	DESCRIPTION
8	Seat	64-55	245-1625-15 Std Only	VINTAGE; Loc. Exh.; 1.6300" OD, 1.3750" ID, 0.2656" Depth
QTY	VALVE, MISC	YEARS	PART NO.	DESCRIPTION
32	Keeper	64-55	VK-115A Std Only	1 groove; Square cut key groove; Carton pack 24
32	Keeper	64-55	VK-115 Std Only	1 groove; Square cut key groove; Carton pack 32
32	Keeper	64-55	VK-115R Std Only	1 groove; Square cut key groove; Hardened
32	Keeper, Bulk	64-55	VK-115B Std Only	1 groove; Square cut key groove; Carton of 1000
QTY	ENGINE BEARINGS	YEARS	PART NO.	DESCRIPTION
8	Rod Pair	64-55	1785CP Std Only	VINTAGE

16 283 4.6L (4638cc) OHV V8 (16 Valve) (Chevrolet), 3.875" Bore (GMC Eng.), 2 Bbl. 1966-1965

QTY	TIMING	YEARS	PART NO.	DESCRIPTION
1	3 Piece Set	66-65	KT3-489S	VINTAGE; (1) 222-489; (1) 223-261; (1) 223-262
1	Timing Chain	66-65	222-489	VINTAGE; 46 Links
1	Crank Sprocket	66-65	223-262	VINTAGE; 18 Teeth
1	Cam Sprocket	66-65	223-261	VINTAGE; 36 Teeth
QTY	CAMSHAFT/LIFTER	YEARS	PART NO.	DESCRIPTION
1	Camshaft	66-65	CS-274	Hydraulic, (050) Duration at .050 Lobe Lift, 203 Exh., 194 Int., 112 Degrees Lobe Separation
1	Prelube		55-403 Std Only	1.5 oz. packet
1	Prelube		55-400 Std Only	4 oz. bottle; 1.5 oz. packet No. 55-403 also avail.
16	Lifter	66-65	HT-817 Std Only	Hyd.
16	Lifter, Bulk	66-65	HT-817B Std Only	Hyd.; Carton of 128
QTY	CAM KIT	YEARS	PART NO.	DESCRIPTION
1	Cam/Lifter Kit	66-65	KC-274	Hyd.; (1) 55-403B; (1) CS-274; (16) HT-817
QTY	PUSH ROD	YEARS	PART NO.	DESCRIPTION
16	Push Rod	66-65	RP-3093 Std Only	7.7940" O.A.L.
16	Push Rod	66-65	RP-3212R Std-100-150-200	Chrome-Moly; 7.7900" O.A.L.

(continued on next page)

Studebaker Car (Incl. Packard, Studebaker)

283 4.6L (4638cc) OHV V8 (16 Valve) (Chevrolet), 3.875" Bore (GMC Eng.), 2 Bbl. 1966-1965 16 (cont.)

QTY	PART NO.	YEARS	PART NO.	DESCRIPTION
16	PUSH ROD (cont.) Push Rod, Bulk	66-65	BRP-3093 Std Only	Carton of 100; 7.7940" O.A.L.
16	Push Rod, Bulk	66-65	BRP-3212R Std-100	Chrome-Moly; Carton of 100; 7.7900" O.A.L.
QTY	ROCKER PARTS	YEARS	PART NO.	DESCRIPTION
16	Arm Assy.	66-65	R-826 Std Only	Incl. arm, ball & nut
16	Arm Assy., Bulk	66-65	R-826B Std Only	Incl. arm, ball & nut; Carton of 64
16	Arm	66-65	R-826A Std Only	
16	Rocker Arm Ball	66-65	MR-1783 Std Only	
16	Nut	66-65	MR-1751 Std Only	Self-locking, 3/8" x 24 threads
16	Stud	66-65	MR-1752 Std Only	.003" O/S; 3/8" x 24 x 2.495"
16	Stud	66-65	MR-1949 Std Only	.372" x 24 x 2.495"
QTY	VALVE	YEARS	PART NO.	DESCRIPTION
8	Exhaust	66-65	V-1888X Std Only	Chrome plated stem; Stellite face; 1.5000" Head Dia., 0.3412" Stem Dia., 4.9230" O.A.L.
8	Exhaust	66-65	V-1199 Std-3-5-15-30	VINTAGE; 1.5000" Head Dia., 0.3415" Stem Dia., 4.9280" O.A.L.
8	Exhaust, Bulk	66-65	V-1199B Std Only	VINTAGE; Carton of 25; 1.5000" Head Dia., 0.3415" Stem Dia., 4.9280" O.A.L.
8	Intake	66-65	V-1200 Std-3-15-30	VINTAGE; 1.7200" Head Dia., 0.3413" Stem Dia., 4.9170" O.A.L.
8	Intake, Bulk	66-65	V-1200B Std Only	VINTAGE; Carton of 25; 1.7200" Head Dia., 0.3413" Stem Dia., 4.9170" O.A.L.
QTY	VALVE GUIDE	YEARS	PART NO.	DESCRIPTION
8	Guide	66-65	VG-5006 Std Only	Loc. Exh.; Plain; 0.3440" ID, 2.3750" O.A.L
8	Guide	66-65	VG-5006T Std Only	Loc. Exh.; Threaded; 0.3425" ID, 2.3800" O.A.L
8	Guide	66-65	VG-5005H Std Only	Loc. Int.; Hardened; 0.3430" ID, 2.2500" O.A.L
8	Guide	66-65	VG-5005 Std Only	Loc. Int.; Plain; 0.3430" ID, 2.2500" O.A.L
8	Guide	66-65	VG-5005T Std Only	Loc. Int.; Threaded; 0.3425" ID, 2.2500" O.A.L
8	Guide, Bulk	66-65	VG-5006B Std Only	Loc. Exh.; Plain; Carton of 50; 0.3440" ID, 2.3750" O.A.L
8	Guide, Bulk	66-65	VG-5006TB Std Only	Loc. Exh.; Threaded; Carton of 100; 0.3425" ID, 2.3800" O.A.L
8	Guide, Bulk	66-65	VG-5005B Std Only	Loc. Int.; Plain; Carton of 50; 0.3430" ID, 2.2500" O.A.L
8	Guide, Bulk	66-65	VG-5005TB Std Only	Loc. Int.; Threaded; Carton of 50; 0.3425" ID, 2.2500" O.A.L
QTY	VALVE SPRING	YEARS	PART NO.	DESCRIPTION
16	Spring	66-65	VS-521 Std Only	Incl. damper; 2.1090" Free Height
QTY	VALVE SEAL	YEARS	PART NO.	DESCRIPTION
16	Valve Stem Seal	66-65	MV-1233C Std Only	O-Ring; (RBB) Rubber
16	Valve Stem Seal	66-65	ST-2001 Std Only	Positive type; Installation requires valve guide machining; (RBBTF) Rubber/PTFE
16	Valve Stem Seal Bulk	66-65	MV-1233 Std Only	O-Ring; Carton of 100; (RBB) Rubber
16	Valve Stem Seal Bulk	66-65	ST-2001BC Std Only	Positive type; Installation requires valve guide machining; Carton of 100; (RBBTF) Rubber/PTFE
QTY	VALVE, MISC	YEARS	PART NO.	DESCRIPTION
32	Keeper	66-65	VK-115A Std Only	1 groove; Square cut key groove; Carton pack 24
32	Keeper	66-65	VK-115 Std Only	1 groove; Square cut key groove; Carton pack 32
32	Keeper	66-65	VK-115R Std Only	1 groove; Square cut key groove; Hardened
32	Keeper, Bulk	66-65	VK-115B Std Only	1 groove; Square cut key groove; Carton of 1000
8	Rotocap	66-65	RC-157S Std Only	Loc. Exh.
QTY	PISTON	YEARS	PART NO.	DESCRIPTION
8	Cast Piston	66-65	235NP Std-20-30-40-60	VINTAGE; Cast; .9278" Pin Dia.; 2 Rings 5/64 Groove, 1 Ring 3/16 Groove, 1.780 CD, Flat Head w/4 valve reliefs
8	Cast Piston - Individual	66-65	W235NP Std-20-30-40-60	VINTAGE; Cast; .9278" Pin Dia.; 2 Rings 5/64 Groove, 1 Ring 3/16 Groove, 1.780 CD, Flat Head w/4 valve reliefs
QTY	RINGS	YEARS	PART NO.	DESCRIPTION
1	Premium Set	66-65	E-245K Std-20-30-40-60	VINTAGE; 2-5/64, 1-3/16; Premium Moly
1	Standard Set	66-65	E-245X Std-20-30-40-60-80	VINTAGE; 2-5/64, 1-3/16; Iron
QTY	ENGINE BEARINGS	YEARS	PART NO.	DESCRIPTION
1	Main Set	66-65	994M Std-1-10-20-30-40	VINTAGE
1	Rod Set	66-65	8-2020CP Std-10-20-30-40	VINTAGE
8	Rod Pair	66-65	2020CP Std-1-2-10-20-30-40-50	
1	Cam Set	66-65	1235M Std-1-10	Babbitt material; Full round design
QTY	OIL PUMP	YEARS	PART NO.	DESCRIPTION
1	Oil Pump	66-65	224-4146	5/8" inlet
1	Oil Pump	66-65	224-4143	High Volume, check pan for clearance; 5/8" inlet; Use shaft w/steel guide
1	Pump Repair Kit	66-65	224-519	VINTAGE
1	Inter. Shaft	66-65	224-6146E	Has steel shaft guide; Eliminates nylon shaft guide

(continued on next page)

Studebaker Car (Incl. Packard, Studebaker)

16 283 4.6L (4638cc) OHV V8 (16 Valve) (Chevrolet), 3.875" Bore (GMC Eng.), 2 Bbl. 1966-1965
(cont.)

BLOCK	QTY	GASKETS	YEARS	PART NO.	DESCRIPTION	BLOCK
	1	Kit Gasket Set	66-65	260-1000	VINTAGE; Head bolts not incl.	
1	Kit Gasket Set	66-65	260-1000AT	VINTAGE; Head bolts not incl.; PermaDryPlus® valve cover & oil pan gskts. incl.; PermaDryPlus® water outlet gskt. incl.		
2	Head Bolt Set	66-65	260-2500 Std Only	Replacement recommended		
BLOCK	QTY	FREEZE PLUGS	YEARS	PART NO.	DESCRIPTION	BLOCK
	1	Steel Block Plug Kit	66-65	381-4011		
	1	Steel Deep Cup Freeze Plug	66-65	381-3095	0.500" Diameter	
	1	Steel Deep Cup Freeze Plug	66-65	381-3041	1.625" Diameter	
	1	Steel Shallow Cup Freeze Plug	66-65	381-2078	2.109" Diameter	

17 283 4.6L (4638cc) OHV V8 (16 Valve) (Chevrolet), 3.875" Bore (GMC Eng.), 4 Bbl. 1966-1965

VALVE TRAIN	QTY	TIMING	YEARS	PART NO.	DESCRIPTION	VALVE TRAIN			
	1	3 Piece Set	66-65	KT3-489S	VINTAGE; (1) 222-489; (1) 223-261; (1) 223-262				
	1	Timing Chain	66-65	222-489	VINTAGE; 46 Links				
	1	Crank Sprocket	66-65	223-262	VINTAGE; 18 Teeth				
	1	Cam Sprocket	66-65	223-261	VINTAGE; 36 Teeth				
VALVE TRAIN	QTY	CAMSHAFT/LIFTER	YEARS	PART NO.	DESCRIPTION	VALVE TRAIN			
	1	Camshaft	66-65	CS-274	Hydraulic, (050) Duration at .050 Lobe Lift, 203 Exh., 194 Int., 112 Degrees Lobe Separation				
	1	Prelube		55-403 Std Only	1.5 oz. packet				
	1	Prelube		55-400 Std Only	4 oz. bottle; 1.5 oz. packet No. 55-403 also avail.				
	16	Lifter	66-65	HT-817 Std Only	Hyd.				
	16	Lifter, Bulk	66-65	HT-817B Std Only	Hyd.; Carton of 128				
	QTY	CAM KIT	YEARS	PART NO.	DESCRIPTION		VALVE TRAIN		
	1	Cam/Lifter Kit	66-65	KC-274	Hyd.; (1) 55-403B; (1) CS-274; (16) HT-817				
	QTY	PUSH ROD	YEARS	PART NO.	DESCRIPTION			VALVE TRAIN	
	16	Push Rod	66-65	RP-3093 Std Only	7.7940" O.A.L.				
	16	Push Rod	66-65	RP-3212R Std-100-150-200	Chrome-Moly; 7.7900" O.A.L.				
	16	Push Rod, Bulk	66-65	BRP-3093 Std Only	Carton of 100; 7.7940" O.A.L.				
	16	Push Rod, Bulk	66-65	BRP-3212R Std-100	Chrome-Moly; Carton of 100; 7.7900" O.A.L.				
	QTY	ROCKER PARTS	YEARS	PART NO.	DESCRIPTION				VALVE TRAIN
	16	Arm Assy.	66-65	R-826 Std Only	Incl. arm, ball & nut				
	16	Arm Assy., Bulk	66-65	R-826B Std Only	Incl. arm, ball & nut; Carton of 64				
16	Arm	66-65	R-826A Std Only						
16	Rocker Arm Ball	66-65	MR-1783 Std Only						
16	Nut	66-65	MR-1751 Std Only	Self-locking, 3/8" x 24 threads					
16	Stud	66-65	MR-1752 Std Only	.003" O/S; 3/8" x 24 x 2.495"					
16	Stud	66-65	MR-1949 Std Only	.372" x 24 x 2.495"					
QTY	VALVE	YEARS	PART NO.	DESCRIPTION	VALVE TRAIN				
8	Exhaust	66-65	V-1888X Std Only	Chrome plated stem; Stellite face; 1.5000" Head Dia., 0.3412" Stem Dia., 4.9230" O.A.L.					
8	Exhaust	66-65	V-1199 Std-3-5-15-30	VINTAGE; 1.5000" Head Dia., 0.3415" Stem Dia., 4.9280" O.A.L.					
8	Exhaust, Bulk	66-65	V-1199B Std Only	VINTAGE; Carton of 25; 1.5000" Head Dia., 0.3415" Stem Dia., 4.9280" O.A.L.					
8	Intake	66-65	V-1200 Std-3-15-30	VINTAGE; 1.7200" Head Dia., 0.3413" Stem Dia., 4.9170" O.A.L.					
8	Intake, Bulk	66-65	V-1200B Std Only	VINTAGE; Carton of 25; 1.7200" Head Dia., 0.3413" Stem Dia., 4.9170" O.A.L.					
QTY	VALVE GUIDE	YEARS	PART NO.	DESCRIPTION		VALVE TRAIN			
8	Guide	66-65	VG-5006 Std Only	Loc. Exh.; Plain; 0.3440" ID, 2.3750" O.A.L					
8	Guide	66-65	VG-5006T Std Only	Loc. Exh.; Threaded; 0.3425" ID, 2.3800" O.A.L					
8	Guide	66-65	VG-5005H Std Only	Loc. Int.; Hardened; 0.3430" ID, 2.2500" O.A.L					
8	Guide	66-65	VG-5005 Std Only	Loc. Int.; Plain; 0.3430" ID, 2.2500" O.A.L					
8	Guide	66-65	VG-5005T Std Only	Loc. Int.; Threaded; 0.3425" ID, 2.2500" O.A.L					
8	Guide, Bulk	66-65	VG-5006B Std Only	Loc. Exh.; Plain; Carton of 50; 0.3440" ID, 2.3750" O.A.L					
8	Guide, Bulk	66-65	VG-5006TB Std Only	Loc. Exh.; Threaded; Carton of 100; 0.3425" ID, 2.3800" O.A.L					
8	Guide, Bulk	66-65	VG-5005B Std Only	Loc. Int.; Plain; Carton of 50; 0.3430" ID, 2.2500" O.A.L					
8	Guide, Bulk	66-65	VG-5005TB Std Only	Loc. Int.; Threaded; Carton of 50; 0.3425" ID, 2.2500" O.A.L					
QTY	VALVE SPRING	YEARS	PART NO.	DESCRIPTION	VALVE TRAIN				
16	Spring	66-65	VS-521 Std Only	Incl. damper; 2.1090" Free Height					
QTY	VALVE SEAL	YEARS	PART NO.	DESCRIPTION			VALVE TRAIN		
16	Valve Stem Seal	66-65	MV-1233C Std Only	O-Ring; (RBB) Rubber					
16	Valve Stem Seal	66-65	ST-2001 Std Only	Positive type; Installation requires valve guide machining; (RBBTF) Rubber/PTFE					
16	Valve Stem Seal Bulk	66-65	MV-1233 Std Only	O-Ring; Carton of 100; (RBB) Rubber					

(continued on next page)

Studebaker Car (Incl. Packard, Studebaker)

283 4.6L (4638cc) OHV V8 (16 Valve) (Chevrolet), 3.875" Bore (GMC Eng.), 4 Bbl. 1966-1965 17
(cont.)

QTY	VALVE SEAL (cont.)	YEARS	PART NO.	DESCRIPTION
16	Valve Stem Seal Bulk	66-65	ST-2001BC Std Only	Positive type; Installation requires valve guide machining; Carton of 100; (RBBTF) Rubber/PTFE
QTY	VALVE, MISC	YEARS	PART NO.	DESCRIPTION
32	Keeper	66-65	VK-115A Std Only	1 groove; Square cut key groove; Carton pack 24
32	Keeper	66-65	VK-115 Std Only	1 groove; Square cut key groove; Carton pack 32
32	Keeper	66-65	VK-115R Std Only	1 groove; Square cut key groove; Hardened
32	Keeper, Bulk	66-65	VK-115B Std Only	1 groove; Square cut key groove; Carton of 1000
8	Rotocap	66-65	RC-157S Std Only	Loc. Exh.
QTY	PISTON	YEARS	PART NO.	DESCRIPTION
8	Cast Piston	66-65	235NP Std-20-30-40-60	VINTAGE; Cast; .9278" Pin Dia.; 2 Rings 5/64 Groove, 1 Ring 3/16 Groove, 1.780 CD, Flat Head w/4 valve reliefs
8	Cast Piston - Individual	66-65	W235NP Std-20-30-40-60	VINTAGE; Cast; .9278" Pin Dia.; 2 Rings 5/64 Groove, 1 Ring 3/16 Groove, 1.780 CD, Flat Head w/4 valve reliefs
QTY	RINGS	YEARS	PART NO.	DESCRIPTION
1	Premium Set	66-65	E-245K Std-20-30-40-60	VINTAGE; 2-5/64, 1-3/16; Premium Moly
1	Standard Set	66-65	E-245X Std-20-30-40-60-80	VINTAGE; 2-5/64, 1-3/16; Iron
QTY	ENGINE BEARINGS	YEARS	PART NO.	DESCRIPTION
1	Main Set	66-65	994M Std-1-10-20-30-40	VINTAGE
1	Rod Set	66-65	8-2020CP Std-10-20-30-40	VINTAGE
8	Rod Pair	66-65	2020CP Std-1-2-10-20-30-40-50	
1	Cam Set	66-65	1235M Std-1-10	Babbitt material; Full round design
QTY	OIL PUMP	YEARS	PART NO.	DESCRIPTION
1	Oil Pump	66-65	224-4146	5/8" inlet
1	Oil Pump	66-65	224-4143	High Volume, check pan for clearance; 5/8" inlet; Use shaft w/steel guide
1	Pump Repair Kit	66-65	224-519	VINTAGE
1	Inter. Shaft	66-65	224-6146E	Has steel shaft guide; Eliminates nylon shaft guide
QTY	GASKETS	YEARS	PART NO.	DESCRIPTION
1	Kit Gasket Set	66-65	260-1000	VINTAGE; Head bolts not incl.
1	Kit Gasket Set	66-65	260-1000AT	VINTAGE; Head bolts not incl.; PermaDryPlus® valve cover & oil pan gskts. incl.; PermaDryPlus® water outlet gskt. incl.
2	Head Bolt Set	66-65	260-2500 Std Only	Replacement recommended
QTY	FREEZE PLUGS	YEARS	PART NO.	DESCRIPTION
1	Steel Block Plug Kit	66-65	381-4011	
1	Steel Deep Cup Freeze Plug	66-65	381-3095	0.500" Diameter
1	Steel Deep Cup Freeze Plug	66-65	381-3041	1.625" Diameter
1	Steel Shallow Cup Freeze Plug	66-65	381-2078	2.109" Diameter

289 4.7L (4737cc) OHV V8 (16 Valve), 3.5625" Bore (Studebaker Eng.), 2 Bbl. "VIN P" 1964-1960 18

QTY	VALVE GUIDE	YEARS	PART NO.	DESCRIPTION
8	Guide	64-60	VG-449 Std Only	VINTAGE; Loc. Exh.; 0.3445" ID, 2.6250" O.A.L
8	Guide	64-60	VG-450 Std Only	VINTAGE; Loc. Int.; 0.3435" ID, 3.0000" O.A.L
QTY	VALVE SEAL	YEARS	PART NO.	DESCRIPTION
16	Valve Stem Seal	64-60	ST-2092 Std Only	Positive type, Metal Clad; (RBB) Rubber
16	Valve Stem Seal	64-60	ST-2003 Std Only	Positive type; Installation requires valve guide machining; (RBB) Rubber
16	Valve Stem Seal	64-60	MV-1598C Std Only	Umbrella type; (RBB) Rubber
16	Valve Stem Seal Bulk	64-60	ST-2003BC Std Only	Positive type; Installation requires valve guide machining; Carton of 100; (RBB) Rubber
16	Valve Stem Seal Bulk	64-60	MV-1598 Std Only	Umbrella type; Carton of 100; (RBB) Rubber
QTY	VALVE SEAT	YEARS	PART NO.	DESCRIPTION
8	Seat	64-60	245-1625-15 Std Only	VINTAGE; Loc. Exh.; 1.6300" OD, 1.3750" ID, 0.2656" Depth
QTY	VALVE, MISC	YEARS	PART NO.	DESCRIPTION
32	Keeper	64-60	VK-115A Std Only	1 groove; Square cut key groove; Carton pack 24
32	Keeper	64-60	VK-115 Std Only	1 groove; Square cut key groove; Carton pack 32
32	Keeper	64-60	VK-115R Std Only	1 groove; Square cut key groove; Hardened
32	Keeper, Bulk	64-60	VK-115B Std Only	1 groove; Square cut key groove; Carton of 1000
QTY	ENGINE BEARINGS	YEARS	PART NO.	DESCRIPTION
8	Rod Pair	64-60	1785CP Std Only	VINTAGE

289 4.7L (4737cc) OHV V8 (16 Valve), 3.5625" Bore (Studebaker Eng.), 4 Bbl. "VIN P" 1964-1960 19

QTY	VALVE GUIDE	YEARS	PART NO.	DESCRIPTION
8	Guide	64-60	VG-449 Std Only	VINTAGE; Loc. Exh.; 0.3445" ID, 2.6250" O.A.L
8	Guide	64-60	VG-450 Std Only	VINTAGE; Loc. Int.; 0.3435" ID, 3.0000" O.A.L

(continued on next page)

Studebaker Car (Incl. Packard, Studebaker)

19 289 4.7L (4737cc) OHV V8 (16 Valve), 3.5625" Bore (Studebaker Eng.), 4 Bbl. "VIN P" 1964-1960
(cont.)

QTY	VALVE SEAL	YEARS	PART NO.	DESCRIPTION
16	Valve Stem Seal	64-60	ST-2092 Std Only	Positive type, Metal Clad; (RBB) Rubber
16	Valve Stem Seal	64-60	ST-2003 Std Only	Positive type; Installation requires valve guide machining; (RBB) Rubber
16	Valve Stem Seal	64-60	MV-1598C Std Only	Umbrella type; (RBB) Rubber
16	Valve Stem Seal Bulk	64-60	ST-2003BC Std Only	Positive type; Installation requires valve guide machining; Carton of 100; (RBB) Rubber
16	Valve Stem Seal Bulk	64-60	MV-1598 Std Only	Umbrella type; Carton of 100; (RBB) Rubber
QTY	VALVE SEAT	YEARS	PART NO.	DESCRIPTION
8	Seat	64-60	245-1625-15 Std Only	VINTAGE; Loc. Exh.; 1.6300" OD, 1.3750" ID, 0.2656" Depth
QTY	VALVE, MISC	YEARS	PART NO.	DESCRIPTION
32	Keeper	64-60	VK-115A Std Only	1 groove; Square cut key groove; Carton pack 24
32	Keeper	64-60	VK-115 Std Only	1 groove; Square cut key groove; Carton pack 32
32	Keeper	64-60	VK-115R Std Only	1 groove; Square cut key groove; Hardened
32	Keeper, Bulk	64-60	VK-115B Std Only	1 groove; Square cut key groove; Carton of 1000
QTY	ENGINE BEARINGS	YEARS	PART NO.	DESCRIPTION
8	Rod Pair	64-60	1785CP Std Only	VINTAGE

20 289 4.7L (4737cc) OHV V8 (16 Valve), 3.5625" Bore (Studebaker Eng.), 2 Bbl. 1964-1956

QTY	VALVE GUIDE	YEARS	PART NO.	DESCRIPTION
8	Guide	64-56	VG-449 Std Only	VINTAGE; Loc. Exh.; 0.3445" ID, 2.6250" O.A.L
8	Guide	64-56	VG-450 Std Only	VINTAGE; Loc. Int.; 0.3435" ID, 3.0000" O.A.L
QTY	VALVE SEAL	YEARS	PART NO.	DESCRIPTION
16	Valve Stem Seal	64-56	ST-2092 Std Only	Positive type, Metal Clad; (RBB) Rubber
16	Valve Stem Seal	64-56	ST-2003 Std Only	Positive type; Installation requires valve guide machining; (RBB) Rubber
16	Valve Stem Seal	64-56	MV-1598C Std Only	Umbrella type; (RBB) Rubber
16	Valve Stem Seal Bulk	64-56	ST-2003BC Std Only	Positive type; Installation requires valve guide machining; Carton of 100; (RBB) Rubber
16	Valve Stem Seal Bulk	64-56	MV-1598 Std Only	Umbrella type; Carton of 100; (RBB) Rubber
QTY	VALVE SEAT	YEARS	PART NO.	DESCRIPTION
8	Seat	64-56	245-1625-15 Std Only	VINTAGE; Loc. Exh.; 1.6300" OD, 1.3750" ID, 0.2656" Depth
QTY	VALVE, MISC	YEARS	PART NO.	DESCRIPTION
32	Keeper	64-56	VK-115A Std Only	1 groove; Square cut key groove; Carton pack 24
32	Keeper	64-56	VK-115 Std Only	1 groove; Square cut key groove; Carton pack 32
32	Keeper	64-56	VK-115R Std Only	1 groove; Square cut key groove; Hardened
32	Keeper, Bulk	64-56	VK-115B Std Only	1 groove; Square cut key groove; Carton of 1000
QTY	ENGINE BEARINGS	YEARS	PART NO.	DESCRIPTION
8	Rod Pair	64-56	1785CP Std Only	VINTAGE

21 289 4.7L (4737cc) OHV V8 (16 Valve), 3.5625" Bore (Studebaker Eng.), 4 Bbl. 1964-1956

QTY	VALVE GUIDE	YEARS	PART NO.	DESCRIPTION
8	Guide	64-56	VG-449 Std Only	VINTAGE; Loc. Exh.; 0.3445" ID, 2.6250" O.A.L
8	Guide	64-56	VG-450 Std Only	VINTAGE; Loc. Int.; 0.3435" ID, 3.0000" O.A.L
QTY	VALVE SEAL	YEARS	PART NO.	DESCRIPTION
16	Valve Stem Seal	64-56	ST-2092 Std Only	Positive type, Metal Clad; (RBB) Rubber
16	Valve Stem Seal	64-56	ST-2003 Std Only	Positive type; Installation requires valve guide machining; (RBB) Rubber
16	Valve Stem Seal	64-56	MV-1598C Std Only	Umbrella type; (RBB) Rubber
16	Valve Stem Seal Bulk	64-56	ST-2003BC Std Only	Positive type; Installation requires valve guide machining; Carton of 100; (RBB) Rubber
16	Valve Stem Seal Bulk	64-56	MV-1598 Std Only	Umbrella type; Carton of 100; (RBB) Rubber
QTY	VALVE SEAT	YEARS	PART NO.	DESCRIPTION
8	Seat	64-56	245-1625-15 Std Only	VINTAGE; Loc. Exh.; 1.6300" OD, 1.3750" ID, 0.2656" Depth
QTY	VALVE, MISC	YEARS	PART NO.	DESCRIPTION
32	Keeper	64-56	VK-115A Std Only	1 groove; Square cut key groove; Carton pack 24
32	Keeper	64-56	VK-115 Std Only	1 groove; Square cut key groove; Carton pack 32
32	Keeper	64-56	VK-115R Std Only	1 groove; Square cut key groove; Hardened
32	Keeper, Bulk	64-56	VK-115B Std Only	1 groove; Square cut key groove; Carton of 1000
QTY	ENGINE BEARINGS	YEARS	PART NO.	DESCRIPTION
8	Rod Pair	64-56	1785CP Std Only	VINTAGE

Studebaker Car (Incl. Packard, Studebaker)

304 5.0L (4983cc) OHV V8 (16 Valve), 3.6562" Bore (Studebaker Eng.), 2-4 Bbl. 1964-1963 **22**

QTY	ENGINE BEARINGS	YEARS	PART NO.	DESCRIPTION
8	Rod Pair	64-63	1785CP Std Only	VINTAGE

304 5.0L (4983cc) OHV V8 (16 Valve), 3.6562" Bore (Studebaker Eng.), 4 Bbl. 1964-1963 **23**

QTY	ENGINE BEARINGS	YEARS	PART NO.	DESCRIPTION
8	Rod Pair	64-63	1785CP Std Only	VINTAGE

Studebaker Truck

Engine Finding Index

CID	Litres	CC	Block Type	Bore	Valves	Mfg.	Vin	Eng. Code	Fuel Del. Type	Years	Line
169.6	2.8L	2780cc	OHV L6	3"	12	Studebaker Eng.	S		1 Bbl./Gasoline	1964-1961	1
224	3.7L	3671cc	OHV V8	3.5625"	16	Studebaker Eng.			2 Bbl./Gasoline	1956-1955	2
224	3.7L	3671cc	OHV V8	3.5625"	16	Studebaker Eng.			4 Bbl./Gasoline	1956-1955	3
259	4.2L	4245cc	OHV V8	3.5625"	16	Studebaker Eng.			2 Bbl./Gasoline	1964-1957	4
259	4.2L	4245cc	OHV V8	3.5625"	16	Studebaker Eng.			4 Bbl./Gasoline	1964-1957	5
289	4.7L	4737cc	OHV V8	3.5625"	16	Studebaker Eng.			2 Bbl./Gasoline	1964-1957	6
289	4.7L	4737cc	OHV V8	3.5625"	16	Studebaker Eng.			4 Bbl./Gasoline	1964-1957	7

169.6 2.8L (2780cc) OHV L6 (12 Valve), 3" Bore (Studebaker Eng.), 1 Bbl. "VIN S" 1964-1961 **1**

QTY	VALVE GUIDE	YEARS	PART NO.	DESCRIPTION
6	Guide	64-61	VG-450 Std Only	VINTAGE; Loc. Int.; 0.3435" ID, 3.0000" O.A.L
12	VALVE SEAL	YEARS	PART NO.	DESCRIPTION
	Valve Stem Seal	64-61	ST-2001 Std Only	Positive type; Installation requires valve guide machining; (RBBTF) Rubber/PTFE
12	Valve Stem Seal	64-61	MV-1598C Std Only	Umbrella type; (RBB) Rubber
12	Valve Stem Seal Bulk	64-61	ST-2001BC Std Only	Positive type; Installation requires valve guide machining; Carton of 100; (RBBTF) Rubber/PTFE
12	Valve Stem Seal Bulk	64-61	MV-1598 Std Only	Umbrella type; Carton of 100; (RBB) Rubber
QTY	VALVE, MISC	YEARS	PART NO.	DESCRIPTION
24	Keeper	64-61	VK-115A Std Only	1 groove; Square cut key groove; Carton pack 24
24	Keeper	64-61	VK-115 Std Only	1 groove; Square cut key groove; Carton pack 32
24	Keeper	64-61	VK-115R Std Only	1 groove; Square cut key groove; Hardened
24	Keeper, Bulk	64-61	VK-115B Std Only	1 groove; Square cut key groove; Carton of 1000

224 3.7L (3671cc) OHV V8 (16 Valve), 3.5625" Bore (Studebaker Eng.), 2 Bbl. 1956-1955 **2**

QTY	VALVE GUIDE	YEARS	PART NO.	DESCRIPTION
8	Guide	56-55	VG-449 Std Only	VINTAGE; Loc. Exh.; 0.3445" ID, 2.6250" O.A.L
8	Guide	56-55	VG-450 Std Only	VINTAGE; Loc. Int.; 0.3435" ID, 3.0000" O.A.L
QTY	VALVE SEAL	YEARS	PART NO.	DESCRIPTION
16	Valve Stem Seal	56-55	ST-2092 Std Only	Positive type, Metal Clad; (RBB) Rubber
16	Valve Stem Seal	56-55	ST-2003 Std Only	Positive type; Installation requires valve guide machining; (RBB) Rubber
16	Valve Stem Seal	56-55	MV-1598C Std Only	Umbrella type; (RBB) Rubber
16	Valve Stem Seal Bulk	56-55	ST-2003BC Std Only	Positive type; Installation requires valve guide machining; Carton of 100; (RBB) Rubber
16	Valve Stem Seal Bulk	56-55	MV-1598 Std Only	Umbrella type; Carton of 100; (RBB) Rubber
QTY	VALVE, MISC	YEARS	PART NO.	DESCRIPTION
32	Keeper	56-55	VK-115A Std Only	1 groove; Square cut key groove; Carton pack 24
32	Keeper	56-55	VK-115 Std Only	1 groove; Square cut key groove; Carton pack 32
32	Keeper	56-55	VK-115R Std Only	1 groove; Square cut key groove; Hardened
32	Keeper, Bulk	56-55	VK-115B Std Only	1 groove; Square cut key groove; Carton of 1000
QTY	ENGINE BEARINGS	YEARS	PART NO.	DESCRIPTION
8	Rod Pair	56-55	1785CP Std Only	VINTAGE

224 3.7L (3671cc) OHV V8 (16 Valve), 3.5625" Bore (Studebaker Eng.), 4 Bbl. 1956-1955 **3**

QTY	VALVE GUIDE	YEARS	PART NO.	DESCRIPTION
8	Guide	56-55	VG-449 Std Only	VINTAGE; Loc. Exh.; 0.3445" ID, 2.6250" O.A.L
8	Guide	56-55	VG-450 Std Only	VINTAGE; Loc. Int.; 0.3435" ID, 3.0000" O.A.L
QTY	VALVE SEAL	YEARS	PART NO.	DESCRIPTION
16	Valve Stem Seal	56-55	ST-2092 Std Only	Positive type, Metal Clad; (RBB) Rubber
16	Valve Stem Seal	56-55	ST-2003 Std Only	Positive type; Installation requires valve guide machining; (RBB) Rubber
16	Valve Stem Seal	56-55	MV-1598C Std Only	Umbrella type; (RBB) Rubber
16	Valve Stem Seal Bulk	56-55	ST-2003BC Std Only	Positive type; Installation requires valve guide machining; Carton of 100; (RBB) Rubber

(continued on next page)

Studebaker Truck

3 224 3.7L (3671cc) OHV V8 (16 Valve), 3.5625" Bore (Studebaker Eng.), 4 Bbl. 1956-1955				
(cont.)				
QTY	VALVE SEAL (cont.)	YEARS	PART NO.	DESCRIPTION
16	Valve Stem Seal Bulk	56-55	MV-1598 Std Only	Umbrella type; Carton of 100; (RBB) Rubber
QTY	VALVE, MISC	YEARS	PART NO.	DESCRIPTION
32	Keeper	56-55	VK-115A Std Only	1 groove; Square cut key groove; Carton pack 24
32	Keeper	56-55	VK-115 Std Only	1 groove; Square cut key groove; Carton pack 32
32	Keeper	56-55	VK-115R Std Only	1 groove; Square cut key groove; Hardened
32	Keeper, Bulk	56-55	VK-115B Std Only	1 groove; Square cut key groove; Carton of 1000
QTY	ENGINE BEARINGS	YEARS	PART NO.	DESCRIPTION
8	Rod Pair	56-55	1785CP Std Only	VINTAGE
4 259 4.2L (4245cc) OHV V8 (16 Valve), 3.5625" Bore (Studebaker Eng.), 2 Bbl. 1964-1957				
QTY	VALVE GUIDE	YEARS	PART NO.	DESCRIPTION
8	Guide	64-57	VG-449 Std Only	VINTAGE; Loc. Exh.; 0.3445" ID, 2.6250" O.A.L
8	Guide	64-57	VG-450 Std Only	VINTAGE; Loc. Int.; 0.3435" ID, 3.0000" O.A.L
QTY	VALVE SEAL	YEARS	PART NO.	DESCRIPTION
16	Valve Stem Seal	64-57	ST-2092 Std Only	Positive type, Metal Clad; (RBB) Rubber
16	Valve Stem Seal	64-57	ST-2003 Std Only	Positive type; Installation requires valve guide machining; (RBB) Rubber
16	Valve Stem Seal	64-57	MV-1598C Std Only	Umbrella type; (RBB) Rubber
16	Valve Stem Seal Bulk	64-57	ST-2003BC Std Only	Positive type; Installation requires valve guide machining; Carton of 100; (RBB) Rubber
16	Valve Stem Seal Bulk	64-57	MV-1598 Std Only	Umbrella type; Carton of 100; (RBB) Rubber
QTY	VALVE, MISC	YEARS	PART NO.	DESCRIPTION
32	Keeper	64-57	VK-115A Std Only	1 groove; Square cut key groove; Carton pack 24
32	Keeper	64-57	VK-115 Std Only	1 groove; Square cut key groove; Carton pack 32
32	Keeper	64-57	VK-115R Std Only	1 groove; Square cut key groove; Hardened
32	Keeper, Bulk	64-57	VK-115B Std Only	1 groove; Square cut key groove; Carton of 1000
QTY	ENGINE BEARINGS	YEARS	PART NO.	DESCRIPTION
8	Rod Pair	64-57	1785CP Std Only	VINTAGE
5 259 4.2L (4245cc) OHV V8 (16 Valve), 3.5625" Bore (Studebaker Eng.), 4 Bbl. 1964-1957				
QTY	VALVE GUIDE	YEARS	PART NO.	DESCRIPTION
8	Guide	64-57	VG-449 Std Only	VINTAGE; Loc. Exh.; 0.3445" ID, 2.6250" O.A.L
8	Guide	64-57	VG-450 Std Only	VINTAGE; Loc. Int.; 0.3435" ID, 3.0000" O.A.L
QTY	VALVE SEAL	YEARS	PART NO.	DESCRIPTION
16	Valve Stem Seal	64-57	ST-2092 Std Only	Positive type, Metal Clad; (RBB) Rubber
16	Valve Stem Seal	64-57	ST-2003 Std Only	Positive type; Installation requires valve guide machining; (RBB) Rubber
16	Valve Stem Seal	64-57	MV-1598C Std Only	Umbrella type; (RBB) Rubber
16	Valve Stem Seal Bulk	64-57	ST-2003BC Std Only	Positive type; Installation requires valve guide machining; Carton of 100; (RBB) Rubber
16	Valve Stem Seal Bulk	64-57	MV-1598 Std Only	Umbrella type; Carton of 100; (RBB) Rubber
QTY	VALVE, MISC	YEARS	PART NO.	DESCRIPTION
32	Keeper	64-57	VK-115A Std Only	1 groove; Square cut key groove; Carton pack 24
32	Keeper	64-57	VK-115 Std Only	1 groove; Square cut key groove; Carton pack 32
32	Keeper	64-57	VK-115R Std Only	1 groove; Square cut key groove; Hardened
32	Keeper, Bulk	64-57	VK-115B Std Only	1 groove; Square cut key groove; Carton of 1000
QTY	ENGINE BEARINGS	YEARS	PART NO.	DESCRIPTION
8	Rod Pair	64-57	1785CP Std Only	VINTAGE
6 289 4.7L (4737cc) OHV V8 (16 Valve), 3.5625" Bore (Studebaker Eng.), 2 Bbl. 1964-1957				
QTY	VALVE GUIDE	YEARS	PART NO.	DESCRIPTION
8	Guide	64-57	VG-449 Std Only	VINTAGE; Loc. Exh.; 0.3445" ID, 2.6250" O.A.L
8	Guide	64-57	VG-450 Std Only	VINTAGE; Loc. Int.; 0.3435" ID, 3.0000" O.A.L
QTY	VALVE SEAL	YEARS	PART NO.	DESCRIPTION
16	Valve Stem Seal	64-57	ST-2092 Std Only	Positive type, Metal Clad; (RBB) Rubber
16	Valve Stem Seal	64-57	ST-2003 Std Only	Positive type; Installation requires valve guide machining; (RBB) Rubber
16	Valve Stem Seal	64-57	MV-1598C Std Only	Umbrella type; (RBB) Rubber
16	Valve Stem Seal Bulk	64-57	ST-2003BC Std Only	Positive type; Installation requires valve guide machining; Carton of 100; (RBB) Rubber
16	Valve Stem Seal Bulk	64-57	MV-1598 Std Only	Umbrella type; Carton of 100; (RBB) Rubber
QTY	VALVE, MISC	YEARS	PART NO.	DESCRIPTION
32	Keeper	64-57	VK-115A Std Only	1 groove; Square cut key groove; Carton pack 24
32	Keeper	64-57	VK-115 Std Only	1 groove; Square cut key groove; Carton pack 32
32	Keeper	64-57	VK-115R Std Only	1 groove; Square cut key groove; Hardened
32	Keeper, Bulk	64-57	VK-115B Std Only	1 groove; Square cut key groove; Carton of 1000

(continued on next page)

Studebaker Truck

289 4.7L (4737cc) OHV V8 (16 Valve), 3.5625" Bore (Studebaker Eng.), 2 Bbl. 1964-1957 6
(cont.)

QTY	ENGINE BEARINGS	YEARS	PART NO.	DESCRIPTION
8	Rod Pair	64-59	1785CP Std Only	VINTAGE

289 4.7L (4737cc) OHV V8 (16 Valve), 3.5625" Bore (Studebaker Eng.), 4 Bbl. 1964-1957 7

QTY	VALVE GUIDE	YEARS	PART NO.	DESCRIPTION
8	Guide	64-57	VG-449 Std Only	VINTAGE; Loc. Exh.; 0.3445" ID, 2.6250" O.A.L
8	Guide	64-57	VG-450 Std Only	VINTAGE; Loc. Int.; 0.3435" ID, 3.0000" O.A.L

QTY	VALVE SEAL	YEARS	PART NO.	DESCRIPTION
16	Valve Stem Seal	64-57	ST-2092 Std Only	Positive type, Metal Clad; (RBB) Rubber
16	Valve Stem Seal	64-57	ST-2003 Std Only	Positive type; Installation requires valve guide machining; (RBB) Rubber
16	Valve Stem Seal	64-57	MV-1598C Std Only	Umbrella type; (RBB) Rubber
16	Valve Stem Seal Bulk	64-57	ST-2003BC Std Only	Positive type; Installation requires valve guide machining; Carton of 100; (RBB) Rubber
16	Valve Stem Seal Bulk	64-57	MV-1598 Std Only	Umbrella type; Carton of 100; (RBB) Rubber

QTY	VALVE, MISC	YEARS	PART NO.	DESCRIPTION
32	Keeper	64-57	VK-115A Std Only	1 groove; Square cut key groove; Carton pack 24
32	Keeper	64-57	VK-115 Std Only	1 groove; Square cut key groove; Carton pack 32
32	Keeper	64-57	VK-115R Std Only	1 groove; Square cut key groove; Hardened
32	Keeper, Bulk	64-57	VK-115B Std Only	1 groove; Square cut key groove; Carton of 1000

QTY	ENGINE BEARINGS	YEARS	PART NO.	DESCRIPTION
8	Rod Pair	64-59	1785CP Std Only	VINTAGE

Willys Car

Engine Finding Index

CID	Litres	CC	Block Type	Bore	Valves	Mfg.	Vin	Eng. Code	Fuel Del. Type	Years	Line
134	2.2L	2196cc	F-HEAD L4	3.125"	8	Jeep Eng.			1 Bbl./Gasoline	1952-1951	1
134	2.2L	2196cc	L-HEAD L4	3.125"	8	Jeep Eng.			1 Bbl./Gasoline	1949	2

134 2.2L (2196cc) F-HEAD L4 Hurricane (8 Valve), 3.125" Bore (Jeep Eng.), 1 Bbl. 1952-1951 1


QTY	TIMING	YEARS	PART NO.	DESCRIPTION
1	Crank Gear	52-51	221-2901	Willys Jeepster Base; VINTAGE; 28 Teeth
1	Cam Gear	52-51	221-2900	Willys Jeepster Base; VINTAGE; 56 Teeth

134 2.2L (2196cc) L-HEAD L4 Lightning (8 Valve), 3.125" Bore (Jeep Eng.), 1 Bbl. 1949 2

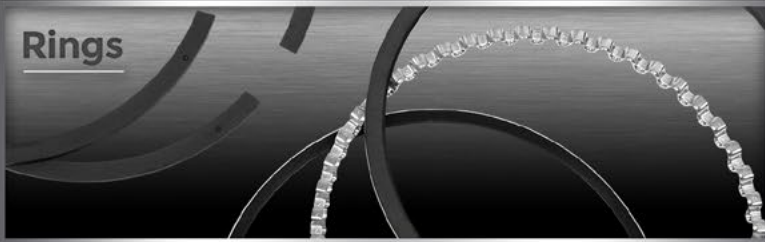
QTY	TIMING	YEARS	PART NO.	DESCRIPTION
1	Crank Gear	49	221-2901	Willys Jeepster Base; VINTAGE; 28 Teeth
1	Cam Gear	49	221-2900	Willys Jeepster Base; VINTAGE; 56 Teeth

Willys Truck - See Jeep Truck


Pistons




Rings




Gaskets



Bearings



Valvetrain



www.SealedPowerVintage.com